Lockheed Martin Corporation
6801 Rockledge Drive
MP CCT 246
Bethesda, MD 20817
Telephone (301) 548-2223

LOCKHEED MARTIN

October 31, 2018

VIA OVERNIGHT CARRIER

Mr. James R. Carroll
Program Administrator
Land Restoration Program
Land Management Administration
Maryland Department of the Environment
1800 Washington Road, Suite 625
Baltimore, Maryland 21230

Re: Transmittal of the Technical Memorandum: June 2018 Surface-Water Sampling Results
Martin State Airport, 701 Wilson Point Road, Middle River, Maryland

Dear Mr. Carroll:

For your review, please find enclosed two hard copies with CDs of the above-referenced document. This document presents surface water sampling results for June 2018 monitoring of Frog Mortar Creek off the Martin State Airport in Middle River, Maryland.

If you have any questions or require any additional information please contact me by phone at 301-548-2223, or via e-mail at charles.trione@lmco.com.

Sincerely,

Charles Trione
Project Lead, Environmental Remediation
Lockheed Martin Corporation

cc: (via email without enclosure)
Anuradha Mohanty, MDE
Christine Kline, Lockheed Martin
Norm Varney, Lockheed Martin
Michael Martin, Tetra Tech
Peter Shilland, CDM Smith

cc: (via mail with CD enclosure)
Pete Lekas, EA Environmental

cc: (via shipping courier; with enclosures)
Mark Williams, MAA
Al Pollard, Martin State Airport

cc: (via Secure Information Exchange)
Jann Richardson, Lockheed Martin

TECHNICAL MEMORANDUM: JUNE 2018 SURFACE WATER SAMPLING RESULTS FOR FROG MORTAR CREEK MARTIN STATE AIRPORT 701 WILSON POINT ROAD MIDDLE RIVER, MARYLAND

Prepared for:
Lockheed Martin Corporation

Prepared by:
Tetra Tech, Inc.

October 2018

Revision: 0

Michael Martin, P.G.
Regional Manager

Anthony Apanavage, P.G.
Project Manager

TABLE OF CONTENTS

Section **Page**

Table of Contents i

List of FIGURES ii

List of TABLES ii

Appendices ii

Acronyms and Abbreviations iii

Section 1 Introduction 1-1

Section 2 Site Background and Previous Investigations 2-1

Section 3 Investigation Approach and Methodology 3-1

3.1 Surface Water Sampling 3-1

3.1.1 Surface Water Sampling and Chemical Analyses 3-1

3.1.2 Documentation 3-4

3.1.3 Sample Nomenclature and Handling 3-4

3.1.4 Equipment Decontamination 3-5

3.1.5 Waste Management 3-5

3.2 Data Management 3-5

3.2.1 Data Tracking and Control 3-5

3.2.2 Sample Information 3-6

3.2.3 Project Data Compilation 3-6

3.2.4 Geographic Information System 3-6

3.3 Data Review 3-7

Section 4 Results 4-1

4.1 Surface Water Data and Screening Criteria 4-1

4.2 Surface Water Sampling Results 4-2

4.2.1 Volatile Organic Compounds 4-3

4.2.2 Metals 4-5

4.2.3 Hexavalent Chromium 4-5

Section 5 Summary 5-1

Section 6 References 6-1

TABLE OF CONTENTS (CONTINUED)

LIST OF FIGURES

Figure 1-1 Martin State Airport, Dump Road Area, and Frog Mortar Creek Location Map
Figure 2-1 Martin State Airport and Surrounding Features
Figure 2-2 Site Features and Areas of Concern, Dump Road Area
Figure 3-1 June 2018 Surface Water Sampling Locations
Figure 4-1 Concentrations of Trichloroethene in Surface Water Samples, June 2018
Figure 4-2 Concentrations of cis-1,2-Dichloroethene in Surface Water Samples, June 2018
Figure 4-3 Concentrations of Vinyl Chloride in Surface Water Samples, June 2018
Figure 4-4 Concentrations of Trichloroethene, cis-1,2-Dichloroethene, and Vinyl Chloride along Surface Water Sampling Transects for June 2018, March 2018, and June 2017

LIST OF TABLES

Table 3-1 List of Samples and Chemical Analyses for Surface Water—June 2018
Table 4-1 Summary of Analytes Detected in Surface Water Samples—June 2018
Table 4-2 Detected Analytes and Screening-Level Exceedances in Surface Water Samples—June 2018
Table 4-3 Surface Water Chemical Results for Primary Volatile Organic Compounds for June 2018, March 2018, and June 2017

APPENDICES

Appendix A—Field Measurements for Water Quality and Surface-Water-Sample Log Sheets
Appendix B—Data-Validation Reports
Appendix C—Chemical-Results Data Table

ACRONYMS AND ABBREVIATIONS

AWQC	ambient water quality criteria
BTAG	Biological Technical Advisory Group
BTEX	benzene, toluene, ethylbenzene, and xylenes
cis-1,2-DCE	cis-1,2-dichloroethene
COMAR	Code of Maryland Regulations
cVOC	chlorinated volatile organic compound
DRA	Dump Road Area
EL	Edwards Lane
ESWS	ecological surface-water screening level
GIS	geographic information system
IDW	investigation derived waste
Lockheed Martin	Lockheed Martin Corporation
MAA	Maryland Aviation Administration
MDE	Maryland Department of the Environment
MDANG	Maryland Air National Guard
mg/L	milligram(s) per liter
MSA	Martin State Airport
µg/L	microgram(s) per liter
NOAA	National Oceanic and Atmospheric Administration
NRWQC	national recommended water quality criteria
PDF	portable document format
PPE	personal protective equipment
SVOC	semivolatile organic compound
TB	trip blank
TCE	trichloroethene
Tetra Tech	Tetra Tech, Inc.

USEPA	United States Environmental Protection Agency
VC	vinyl chloride
VOC	volatile organic compound

SECTION 1
INTRODUCTION

On behalf of Lockheed Martin Corporation (Lockheed Martin), Tetra Tech, Inc. (Tetra Tech) has prepared this technical memorandum presenting sampling results for surface water samples collected in Frog Mortar Creek adjacent to the Dump Road Area (DRA) at Martin State Airport (MSA) in Middle River, Maryland (see Figure 1-1). Surface water was sampled according to the 2018 Surface Water Sampling Work Plan (Tetra Tech, 2017). This technical memorandum presents the analytical results for surface water samples collected from Frog Mortar Creek on June 7, 2018.

This investigation obtained additional chemical and spatial-distribution data for volatile organic compounds (VOCs) and metals in creek surface water that might emanate from a groundwater plume at the Dump Road Area of Martin State Airport, and for volatile organic compounds possibly originating from upgradient sources. Results herein are compared to screening levels intended to protect human health and the environment. These data will provide information to:

- evaluate the interaction between Frog Mortar Creek and shallow groundwater in the Dump Road Area
- assess possible localized seepage of contaminated groundwater to creek surface water, using sampling locations for nine established western-shoreline transects, four single-sampling locations between transects, and one eastern-shoreline transect
- assess human health risks for recreational users of Frog Mortar Creek
- update modeling for shallow-groundwater flow patterns and groundwater discharge to Frog Mortar Creek

This technical memorandum is organized as follows:

Section 2—Site Background and Previous Investigations: Briefly describes the site and previous Frog Mortar Creek investigations.

Section 3—Investigation Approach and Methodology: Presents the technical approach and field methodology used for surface water sampling.

Section 4—Results: Presents the investigation results.

Section 5—Summary: Summarizes the investigation approach and results.

Section 6—References: Cites references used to compile this memorandum.

SECTION 2
SITE BACKGROUND AND PREVIOUS INVESTIGATIONS

Martin State Airport (MSA) is at 701 Wilson Point Road in Middle River, Maryland, bounded by Frog Mortar Creek to the east and Stansbury Creek to the west (Figure 2-1); both are tidal tributaries of the Chesapeake Bay. The Maryland Aviation Administration (MAA) currently operates MSA on behalf of the Maryland Department of Transportation. The current MSA property (approximately 775 acres) consists of an administration building (the Main Terminal building), aircraft hangars, a 7,000-foot-long runway, and several taxiways. MAA manages more than 130,000 square feet of heated hangar space and 190 smaller aircraft hangars. MSA hosts the Maryland State Police aviation unit, Baltimore County Police aviation and marine units, the Baltimore City Police aviation unit, and the Glenn L. Martin Museum. MSA is also home to several commercial tenants that provide fuels and lubricants, helicopter avionics repair, and flight instruction (MAA, 2017).

The area under investigation is Frog Mortar Creek, which is east of and adjacent to the Dump Road Area (DRA) site at MSA (Figures 2-1 and 2-2). The DRA currently consists mostly of open meadows, mowed grass, and heavily wooded areas (as modified by the construction of the extraction and treatment system noted below); however, it also includes a portion of Taxiway Tango and extends to the airport runway. Taxiway Tango is a concrete and asphalt taxiway currently used by the Maryland Air National Guard (MDANG) for military aircraft operations. The airport runway is also used by state-owned and private aircraft.

An extraction and treatment system for DRA groundwater was constructed in 2017 and is currently operational at the DRA site. This extraction and treatment system consists of 16 groundwater extraction wells, underground piping, and a building that houses components to treat groundwater containing volatile organic compounds (VOCs), semivolatile organic compounds (SVOCs), and metals detected at concentrations above Maryland Department of the Environment (MDE)

groundwater standards. The wells and underground piping pump groundwater from the surficial aquifer to the aboveground treatment building, creating a "hydraulic barrier" that captures groundwater and prevents such contaminants from migrating off-site. The treatment building is 60-feet-wide and 170-feet-long (10,200 square feet) and is near Frog Mortar Creek in the east-central portion of the DRA (Figure 2-2). Treated groundwater is tested routinely and subsequently discharged to Frog Mortar Creek via an MDE-permitted outfall.

Detailed environmental studies have been conducted at the DRA since 1991, when MAA removed drums discovered near Taxiway Tango (Figure 2-2). Subsequent environmental studies at MSA have demonstrated that soil, pond sediment, and groundwater at the DRA have been impacted by VOCs, SVOCs, and metals resulting from historical dumping and backfilling. The following constituents (including several metals) have been detected in DRA groundwater at concentrations exceeding state groundwater standards:

- ***chlorinated VOCs*** (cVOCs)—including trichloroethene (TCE), cis-1,2-dichloroethene (cis-1,2-DCE), and vinyl chloride (VC)
- ***petroleum-related VOCs***—such as benzene, toluene, ethylbenzene, and xylenes (BTEX)
- ***1,4-dioxane***—Maryland does not have a groundwater standard for this compound, but concentrations at the site have exceeded standards proposed or promulgated by other states.
- ***metals***—arsenic, barium, beryllium, cadmium, chromium, copper, hexavalent chromium (in two wells, in 2008 only), iron, lead, manganese, mercury, nickel, selenium, thallium, vanadium, and zinc

Frog Mortar Creek is hydraulically downgradient of and receives groundwater discharging from the DRA. The constituents listed above have been detected in surface water samples collected from Frog Mortar Creek. Surface water samples have been collected from Frog Mortar Creek since 1997, and multiple rounds of samples have been collected annually since 2010. Studies at Frog Mortar Creek from 1997–2017, and details of the area's physical setting, land use, physiography, and surface/subsurface conditions (i.e., soils, hydrology, and geology), are summarized in the 2017 Surface Water Sampling Report for Frog Mortar Creek (Tetra Tech, 2017), and therefore are not repeated herein.

SECTION 3
INVESTIGATION APPROACH AND METHODOLOGY

Previous surface-water sampling data for Frog Mortar Creek support the need for ongoing monitoring to assess the extent to which surface water is affected by groundwater discharged from the Dump Road Area (DRA). The data will also be used to assess the effectiveness of the extraction, containment, and treatment system. The chlorinated volatile organic compounds (cVOCs) trichloroethene (TCE; also known as trichloroethylene) and vinyl chloride (VC), and several metals, have previously been detected in Frog Mortar Creek surface water samples at concentrations exceeding ecological and/or human health screening-criteria; these analytes have also been detected in groundwater at the DRA.

Detected chemical concentrations in surface water obtained from Frog Mortar Creek were evaluated by comparing them to United States Environmental Protection Agency (USEPA) or Maryland screening levels and site-specific levels. These screening criteria include USEPA national recommended water quality criteria (NRWQC), Maryland ambient water quality criteria (AWQC), USEPA Biological Technical Advisory Group (BTAG) surface water screening-benchmarks, and site-specific screening levels for swimming developed by Lockheed Martin Corporation (Lockheed Martin). The June 2018 sampling is the second of six surface-water sampling rounds planned for 2018. The June sampling round assessed water quality during the early summer season, when a moderate to high rate of surface water recreational use would be expected in Frog Mortar Creek.

3.1 SURFACE WATER SAMPLING

3.1.1 Surface Water Sampling and Chemical Analyses

Forty-four surface water samples were collected from Frog Mortar Creek adjacent to the DRA site on June 7, 2018. Sampling locations are shown in Figure 3-1. Four samples were collected along each of nine transects spaced approximately 350 feet apart along the western shoreline of the creek;

these transects are designated MSA-SW37, MSA-SW38, MSA-SW39, MSA-SW40, MSA-SW41, MSA-SW42, MSA-SW43, MSA-SW44, and MSA-SW45.

Four samples were also collected along a transect extending out from the eastern shoreline of the creek at 3301 Edwards Lane (EL); this transect is designated EL-SW01 (see Figure 3-1). Four additional near-shore samples were collected between transects MSA-SW42 and MSA-SW40 (MSA-SW46A), MSA-SW40 and MSA-SW38 (MSA-SW47A), MSA-SW38 and MSA-SW41 (MSA-SW48A), and MSA-SW41 and MSA-SW43 (MSA-SW49A). These four locations were first sampled in July 2015 to assess constituent concentrations between transects exhibiting the highest VOC concentrations, and are included in the June 2018 sampling round.

Along each transect, one sample was collected near the shoreline ("A" sample), one was collected approximately 50 feet from the shoreline ("B" sample), one was collected approximately 100 feet from the shoreline ("C" sample), and one was collected approximately 200 feet from the shoreline ("D" sample). All samples were collected approximately one foot below the water surface. All sampling locations were surveyed in the Maryland State Plane North American Datum 1983 (in feet), using a handheld global positioning system receiver.

Table 3-1 outlines the sampling and chemical analysis program. Western-shoreline transect samples (MSA-SW37 through MSA-SW45) were analyzed for the following constituents:

- VOCs, by SW846 Method 8260C (including Freon 113 [1,1,2-trichloro-1,2,2-trifluoroethane], Freon 22 [chlorodifluoromethane], and tentatively identified compounds)
- dissolved metals (filtered in the field), by SW846 Methods 6020/7470A
- hardness, by Standard Method SM 2340B
- hexavalent chromium, by USEPA Method 218.6

Historically, concentrations of metals (other than arsenic and barium) above screening criteria have been found predominantly in areas adjacent to or near the western shoreline. Additionally, metal concentrations (except barium) in eastern shoreline-transect samples (i.e., EL-SW01A–D) collected in 2012 were less than the screening criteria; therefore, the eastern shoreline-transect samples were not analyzed for metals, and were analyzed only for VOCs. Hexavalent chromium

and total chromium have been detected in DRA groundwater; therefore, all western-shoreline samples except SW46A–SW49A were also analyzed for hexavalent chromium. SW46A–SW49A were sampled for VOCs only, as they were added to the sampling program to target areas between transects exhibiting high VOC concentrations. Water quality parameters (including temperature, pH, specific conductance, salinity, turbidity, dissolved oxygen, and oxidation-reduction potential) were measured and recorded at the time of sampling, as was the water depth at all surface-water sampling locations. Sampling information was documented on sample log sheets (see Appendix A).

Water depth measurements were also obtained from the staff gauge at 3301 Edwards Lane before sampling (1.2 meters [3.9 feet] at 09:11 hours) and after sampling (1.4 meters [4.6 feet] at 12:28 hours). Mean tidal-flux in the Middle River, Maryland area is approximately 1.6 feet (National Oceanic and Atmospheric Administration [NOAA], 2015). A 2011 study by Lockheed Martin sought to ascertain the effects of tides and sampling depths on contaminant concentrations in Frog Mortar Creek (Tetra Tech, 2012). The tidal phase relative to the time of sample collection appears to influence the VOC concentrations detected, particularly in the samples collected 50 feet from shore. In general, VOC concentrations in “B-series” samples (collected 50 feet from shore) were greater at low tide than at high tide, irrespective of sampling depth. Therefore, during this sampling round, all samples were collected during low tide.

Samples were collected as grab samples from approximately one foot below the water surface using the direct-fill sampling technique. VOC samples were collected using a stainless steel discrete-interval sampler (also known as a “bacon bomb” sampler). The sampler was lowered to approximately one foot below the water surface, the check valve was engaged to allow the sampler to fill, the sampler was then brought to the surface, and the water was removed through a valve to fill three laboratory-cleaned, hydrochloric-acid preserved, 40-milliliter sample vials. The discrete-interval sampler was cleaned after each use by rinsing it with distilled water over the creek. No decontamination fluids were collected during this sampling.

Hexavalent chromium samples were collected in pre-cleaned bottles containing a buffer solution (to increase holding time limits). Each bottle was filtered in the field using a peristaltic pump. Hexavalent chromium samples were expedited to the laboratory so they could be analyzed within

the prescribed 24-hour (since collection) holding time. Field-filtered metals samples (i.e., samples for metals other than hexavalent chromium) were collected using a peristaltic pump and preserved to the appropriate pH level in the field with nitric acid. No duplicates were collected during this sampling round. A trip blank (one per cooler containing VOC samples) was submitted for VOC analysis for quality assurance/quality control purposes.

3.1.2 Documentation

A master site logbook was maintained as an overall record of site field activities. Sample documentation includes completed chain of custody forms and surface-water-specific sample log-sheets. Chain of custody forms are standardized to summarize and document pertinent sample information, such as sample identification and type, matrix, date and time of collection, preservation, and the analysis requested. Sample-custody procedures document sample acquisition and integrity. Surface water-sample log sheets are in Appendix A. Chain of custody forms and data-validation reports are in Appendix B (on compact disc).

3.1.3 Sample Nomenclature and Handling

Surface water samples collected from transects MSA-SW37 through MSA-SW49 are identified with a unique sample-identification tag. Surface water samples are labeled with an “MSA-SW” prefix, followed by the sample transect number, the profile location (“A,” “B,” “C,” or “D”), and the six-digit sampling date. Similarly, surface water samples collected from Edwards Lane transects are identified with an “EL-SW01” prefix, the profile location (“A,” “B,” “C,” or “D”), and the six-digit sampling date. For example, the surface water sample collected on June 7, 2018 from MSA-SW37A would be labeled “MSA-SW37A-060718.” The trip blank was labeled with a “TB” prefix followed by the sample’s six-digit submittal date (e.g., TB-060718).

Sample handling includes field-related considerations concerning the selection of sample containers, preservatives, allowable holding times, and analyses requested. Proper custody procedures were followed throughout all phases of sample collection and handling. Chain of custody protocols were used throughout sample handling to assure the evidentiary integrity of sample containers. These protocols demonstrate that the samples were handled and transferred in a manner that would prevent or detect possible tampering.

Sample containers were released under signature from the laboratory and accepted under signature by the sampler(s) or other individual(s) responsible for maintaining custody, until the sample containers could be transferred to the sampler(s). Transport containers returning to the laboratory were sealed with strapping tape and a tamper-resistant custody seal. The custody seal contains the signature of the individual releasing the transport container, along with the date and time.

3.1.4 Equipment Decontamination

This project required minimal equipment decontamination. Both dedicated and disposable equipment was used for surface water sampling, to reduce the need for decontamination and eliminate potential cross-contamination of samples. The discrete-interval sampler was cleaned after each use by rinsing with distilled water. Equipment was cleaned over the (creek) water after each sample had been collected. No decontamination fluids were collected during sampling.

3.1.5 Waste Management

Investigation derived waste (IDW) consists of personal protective equipment (PPE) and disposable equipment (filters, tubing, etc.) generated during field sampling. PPE IDW was brushed off, placed in trash bags along with the disposable equipment, and disposed of in a facility trash receptacle designated by facility personnel.

3.2 DATA MANAGEMENT

Laboratory data-handling procedures met the requirements of the laboratory subcontract. All analytical and field data are maintained in project files, including copies of chain of custody forms, sample log forms, sampling location maps, and documentation of quality assurance and data corrections.

3.2.1 Data Tracking and Control

A cradle-to-grave sample tracking system was used from the beginning to the end of sampling. The field operations leader began and coordinated sample tracking before mobilizing the sampling team to the field. Preprinted sample-container labels generated before fieldwork began were reviewed to ensure that they were accurate and adhered to work plan requirements. The project

manager coordinated with the analytical laboratory to ensure that the laboratory was aware of the number and type of samples and analyses that would be submitted.

During field sampling, the field operations leader forwarded the chain of custody to a designated project assistant and to the laboratory. The project assistant confirmed that the chain of custody provided the information required by the work plan. This allowed early detection of errors made in the field so that adjustments could be made before sample analyses.

After successful completion of all requested analyses, the laboratory submitted an electronic deliverable for each sample delivery group. When all electronic deliverables had been received from the laboratory, the project assistant checked the laboratory submittal to determine whether the laboratory had performed all analyses requested. All analyses requested for this project were performed.

3.2.2 Sample Information

Data from field measurements were recorded using appropriate sample log sheets and were summarized in tabular form, as were the raw instrument-data from the laboratory. The field operations leader verified field data daily; laboratory data were verified by the group supervisor and then by the laboratory's quality control/documentation department. Sample log sheets are in Appendix A.

3.2.3 Project Data Compilation

The analytical laboratory generated an Adobe Acrobat® portable document format (PDF) file of the analytical data package, as well as an electronic database deliverable. The electronic database was checked against the PDF file provided by the laboratory and updated as required, based on data-qualifier flags applied during data validation. All data, such as units of measure and chemical nomenclature, were corrected as necessary to be consistent with the project database.

3.2.4 Geographic Information System

Data management systems for this investigation consists of a relational database and geographic information system (GIS) to manage environmental information pertaining to Martin State Airport (MSA) housed in the EESH GIS system. The relational database stores chemical, geological,

hydrogeological, and other environmental data collected during environmental investigations. The GIS, created from the relational database, contains subsets of the larger data pool. The GIS allows environmental data to be posted onto base maps to graphically represent project information. Compiled sampling, chemical, and positional data from this investigation were incorporated into the EESH GIS system.

3.3 DATA REVIEW

Data from the laboratory were entered into a sample database and evaluated against risk-based criteria. Data were validated (to evaluate data completeness, holding times, calibrations, precision, accuracy, laboratory and field-blank contamination, and detection limits) concurrent with the data evaluation. These reviews were based on USEPA national functional guidelines for both organic and inorganic data review (USEPA, 2017a, b) and the specifics of the analytical methods used. Data from this sampling event consist of chemical results for surface water samples. Data-validation reports and chain of custody forms are in Appendix B (on compact disc) as PDF files. A table with all analytical data for June 2018 Frog Mortar Creek surface water samples, including nondetects, is in Appendix C.

Collectively, these data are acceptable for their intended uses (site characterization and risk assessment), except for data qualified as unreliable (UR or R flags). The data qualifiers (i.e., flags) listed below were applied to the chemical results presented in this report. Several flags appear in the chemical-results tables in Section 4, and all flags appear in Appendices B and C:

J The analyte is considered present in the sample but is an estimated value that may not meet highest accuracy or precision standards. In this program, samples were qualified with “J” because quantitation was above the method detection limit but below the laboratory reporting-limit.

NJ The analyte has been tentatively identified. This qualifier indicates presumptive evidence of a compound. Special methods might be required to confirm its presence or absence in future sampling efforts.

U Not detected; the analyte is considered not detected at the reported value.

UJ The analyte is not detected. However, the quantitation or detection limit may be inaccurate or imprecise.

UR The analyte was not detected, but the result is unreliable due to deficiencies in satisfying quality control criteria.

SECTION 4
RESULTS

4.1 SURFACE WATER DATA AND SCREENING CRITERIA

Validated chemical data from the Frog Mortar Creek surface water samples collected in June 2018 were used to generate a statistical summary table (Table 4-1) and a table summarizing positive detections of chemical analytes (Table 4-2). Samples collected from western transects were analyzed for volatile organic compounds (VOCs) (including fuel-related compounds such as benzene, toluene, ethylbenzene, and xylenes [BTEX] and tentatively identified compounds), dissolved (i.e., filtered) metals, hexavalent chromium, and hardness. Samples from locations SW46A, SW47A, SW48A, and SW49A and the eastern-shoreline-transect samples (e.g., EL-SW01) were analyzed for VOCs only, for the reasons described in Section 3.1.1. Table 4-2 compares surface-water sampling results to several applicable screening criteria, including:

- United States Environmental Protection Agency (USEPA) Region 3 Biological Technical Advisory Group (BTAG) freshwater screening-benchmarks (USEPA, 2006)
- USEPA national recommended water quality criteria (NRWQC) for acute and chronic aquatic-organism exposures, and NRWQC for human health aquatic-organism-consumption (USEPA, 2002, 2009)
- Maryland ambient water quality criteria (AWQC) for acute and chronic aquatic-organism exposures, and AWQC for human health aquatic-organism-consumption (Code of Maryland Regulations [COMAR], 2016)
- site-specific screening levels for swimming developed for trichloroethene (TCE; also known as trichloroethylene), cis-1,2-dichloroethene (cis-1,2-DCE), and vinyl chloride (VC)

NRWQC, AWQC, and most BTAG screening levels for metals represent concentrations of dissolved metals in the water column; therefore, only dissolved-metals analyses were performed. BTAG screening levels for arsenic, mercury, molybdenum, selenium, and thallium are based on

total metals concentrations. Since only dissolved metals were analyzed during this sampling round, results for these metals, are not directly comparable to BTAG criteria. NRWQC and BTAG screening levels for several metals represent concentrations of dissolved metals in the water column; therefore, only dissolved-metals analyses were performed. NRWQC and BTAG screening values for seven metals (cadmium, chromium, copper, lead, nickel, silver, and zinc) should be adjusted using site-specific hardness data. The lowest hardness value for June 2018 was 210 mg/L so the screening levels were adjusted based on this hardness.

TCE, cis-1,2-DCE, and VC results are also compared to site-specific screening levels developed by Lockheed Martin Corporation (Lockheed Martin) at the request of the Maryland Department of the Environment (MDE); these values are used to assess risks posed to recreational users of Frog Mortar Creek. These screening levels were developed to protect the health of swimmers near the Dump Road Area (DRA) shoreline, assuming that they have long-term exposure to surface water (i.e., assumed four hours of swimming per day, 70 days per year, for 30 years). These swimming criteria are used because they provide the most conservative (i.e., most protective of human health) screening levels for Frog Mortar Creek.

Gray shading in Table 4-2 indicates a result that exceeds one or more of the constituent's surface-water screening criteria. Figures 4-1 through 4-3 show the concentrations of TCE, cis-1,2-DCE, and VC (respectively) detected in June 2018 Frog Mortar Creek samples. A table summarizing analytical data, including nondetect results and detection limits, is attached as Appendix C.

4.2 SURFACE WATER SAMPLING RESULTS

Five VOCs and five metals were detected in the June 2018 surface water samples; their analytical results are summarized below and in Tables 4-1 and 4-2. Table 4-3 and Figure 4-4 compare results for TCE, cis-1,2-DCE, and VC for this round (June 2018), the previous sampling round (March 2018), and the sampling round from one year ago (June 2017). Since most data discussed herein share the "MSA" prefix, it is dropped when referring to transects or samples (e.g., "SW39" refers to transect MSA-SW39), to improve readability. Any discussion related to samples collected from the Edwards Lane transect (e.g., EL-SW01A) will be similarly identified (i.e., SW01A–SW01D) in the text. In addition, many of the lower VOC detections are estimated (i.e., J-qualified); these

qualifiers (flags) are also dropped in the following discussion, to improve readability (see Table 4-2 for these details).

4.2.1 Volatile Organic Compounds

The most frequently detected volatiles in June 2018 are the chlorinated VOCs (cVOCs) cis-1,2-DCE, and VC; these VOCs are also the primary cVOCs detected in the DRA groundwater plume. TCE, a cVOC periodically detected in past events, was not detected in June 2018. The maximum cis-1,2-DCE and VC concentrations detected in June 2018 (Table 4-3 and Figure 4-4) are lower than those detected during the last round of sampling (March 2018), and are also lower than or equal to those detected during the previous year (June 2017). All calculated average concentrations (i.e., for all samples, and for detects only) for cis-1,2-DCE and VC in June 2018 are lower than those for last year (June 2017), and the last round of sampling (March 2018). (Table 4-3).

In June 2018 (see Figures 4-1 through 4-4), the highest cVOC concentrations were detected at sampling locations SW37C, SW38A, SW38B, SW42B, SW46A, and SW48A and in transect locations SW37, SW38, and SW42 along the northern, central, and southern portions of the Dump Road Area. The highest cis-1,2-DCE concentrations (Figure 4-2) were detected at SW38A (0.33 µg/L), SW37C (0.26 µg/L), and SW48A (0.25 µg/L), whereas the only VC concentrations (Figure 4-3) were detected at SW38A (0.38 µg/L), SW37C (0.31 µg/L), and SW42B (0.21 µg/L).

All VOC concentrations in the June 2018 surface water samples are less than human health consumption-of-organism and ecological screening-levels. All VC concentrations (0.21-0.38 µg/L) are below its swimming screening-level for swimming (0.7 µg/L).

TCE was not detected in any of the 44 samples collected during this round (Table 4-1; Figures 4-1 and 4-4). In previous sampling, surface water samples from transects SW38, SW40, and SW41 (all on the western shore of Frog Mortar Creek) have typically had the highest TCE concentrations. The March 2018 TCE results differ from this trend, as the maximum concentration (2.1 µg/L) was at SW49A, a location south of transect SW41 (Table 4-3). Similar to the current sampling round, TCE was not detected in any sample collected in December 2017. Typically, low concentrations of TCE are detected at eastern-shoreline sampling locations in several rounds throughout the year.

cis-1,2-DCE was detected in 10 of 44 samples at concentrations ranging from 0.16 µg/L to 0.33 µg/L (Table 4-1; Figures 4-2 and 4-4); all concentrations are below the site-specific screening level for swimming (300 µg/L). cis-1,2-DCE concentrations were generally highest in the northern and central transects and are associated with locations historically having the highest TCE and VC concentrations. The highest cis-1,2-DCE concentration (0.33 µg/L) was at SW38A, with the next highest concentration at SW37C (0.26 µg/L). The maximum cis-1,2-DCE concentration in this round of 0.33 µg/L is over an order of magnitude lower than the maximum concentration detected during the last sampling round (5.8 µg/L, in March 2018 [Table 4-3]), and two orders of magnitude lower than the maximum detected concentration last year (42 µg/L in June 2017 [Table 4-3]).

The distribution of cis-1,2-DCE is similar to its distribution in previous rounds; cis-1,2-DCE tends to decrease with increased distance from the shore in the higher concentration transects. As shown in Figure 4-2, this trend is not readily apparent due to the low detection count and low concentration of detections. Consistent with previous sampling rounds, cis-1,2-DCE concentrations in samples collected from the eastern-shoreline transect (SW01) are lower than those detected in most samples collected from the western-shoreline transects; cis-1,2-DCE was not detected at the eastern-shoreline locations in June 2018.

VC was detected less frequently than cis-1,2-DCE in June 2018 (in 3 of 44 samples; see Table 4-1, Figures 4-3 and 4-4). VC was detected at a lower frequency than it was last round (VC was detected in 15 of 44 samples in March 2018), and lower than last year (10 of 44 samples in June 2017). VC concentrations in the June 2018 range from 0.21-0.38 µg/L (Table 4-1). Similar to cis-1,2-DCE, VC was detected along sampling locations from the north to central portion of the DRA, with the only concentrations at SW37C (0.31 µg/L), SW38A (0.38 µg/L), and SW42B (0.21 µg/L). VC was not detected in transects SW39, SW40, SW41, SW43, SW44, and SW45, or in samples collected from the eastern shoreline transect (SW01).

VC concentrations did not exceed the screening level for swimming (0.7 µg/L) during this sampling event. VC exceedances of the swimming screening level occurred at 12 locations during the previous sampling round (March 2018 [Table 4-3]), and at six locations one year ago (June 2017 [Table 4-3]).

Three additional VOCs (toluene, 2-butanone, and m+p-xylenes) were detected at concentrations less than their respective screening levels in June 2018.

4.2.2 Metals

Barium is ubiquitous in creek samples and has been detected in (varying) narrow concentration ranges in all samples collected in the creek since surface water was first analyzed for barium in 2010. Consistent with historical results, exceedances (11-12 µg/L) from this sampling round of the lowest screening level (4 µg/L) of dissolved barium, protective of ecological receptors, were detected at 32 of the 36 sampling locations. The highest concentration (12 µg/L) was detected south of the DRA at sampling location SW37A. Barium concentrations in June 2018 are similar to but lower than those detected last round (12-17 µg/L in March 2018) and are similar to but slightly higher than last year (4.3-11 µg/L in June 2017).

Arsenic was not detected during this round. Arsenic concentrations have been consistently lower than the range of arsenic background concentrations (2.2–3.9 µg/L) detected in samples collected as part of Lockheed Martin's larger-scale 2007–2008 Frog Mortar Creek investigation (Tetra Tech, 2009). Four other metals (antimony, beryllium, copper, and nickel) were detected at low concentrations in June 2018. Beryllium exceeded its ecological surface water screening criteria (0.66 µg/L) at two locations (1.5 µg/L at SW40B and 1.6 µg/L at SW41C). Copper also exceeded its NRWQC chronic/BTAG (16.88 µg/L) at one location (27.00 µg/L at SW37B).

4.2.3 Hexavalent Chromium

Hexavalent chromium has been detected in DRA groundwater, and therefore is included in the surface water monitoring program each sampling round. However, it was not detected in the June 2018 sampling round, nor in the previous two rounds (March 2018 and December 2017). Hexavalent chromium was detected in Frog Mortar Creek samples during one event in 2016 (March), as well as in three events in 2017 (July, August, and September). Intermittent low concentrations of hexavalent chromium were detected in Frog Mortar Creek samples before March 2016, within narrow concentration ranges (e.g., 0.028–0.085 µg/L in March 2015, and 0.12–0.16 µg/L in June 2015). The absence of hexavalent chromium detections in June 2018 is consistent with previous sampling results.

SECTION 5
SUMMARY

The Lockheed Martin Corporation June 2018 Frog Mortar Creek surface-water investigation results are summarized below:

- Surface water samples were collected from Frog Mortar Creek on June 7, 2018 and chemically analyzed to assess concentrations of chemical constituents detected in Frog Mortar Creek, and to evaluate creek surface-water quality near the Dump Road Area (DRA). Each sample was collected at approximately one foot below the water surface.

- Samples were collected along each of nine transects spaced approximately 350 feet apart (for 36 samples) along the western shoreline of Frog Mortar Creek, and from one transect along the eastern shoreline. Along each transect, one sample was collected near the shoreline ("A" sample), one was collected approximately 50 feet from the shoreline ("B" sample), one was collected approximately 100 feet from the shoreline ("C" sample), and one was collected approximately 200 feet from the shoreline ("D" sample). In addition to the samples collected along transects, four single-point shoreline samples were collected, including SW46A (between transects SW42 and SW40), SW47A (between transects SW40 and SW38), SW48A (between transects SW38 and SW41), and SW49A (between transects SW41 and SW43).

- Frog Mortar Creek samples collected along the western shoreline were analyzed for volatile organic compounds (VOCs), filtered metals, hexavalent chromium, and hardness. Samples SW46A–SW49A, and those collected along the eastern shoreline, were only analyzed for volatile organic compounds.

- These data were validated in accordance with the United States Environmental Protection Agency (USEPA) national functional guidelines for both organic and inorganic data review (USEPA, 2017a, b) and the specifics of the analytical methods used. Sampling results were screened against USEPA Region 3 Biological Technical Advisory Group (BTAG) ecological screening-benchmarks for freshwater; USEPA national recommended water quality criteria (NRWQC) for acute and chronic aquatic-organism exposures and for human health aquatic-organism-consumption; Maryland ambient water quality criteria (AWQC) for acute and chronic aquatic-organism exposures and for human health aquatic-organism-consumption; and site-specific screening levels developed to evaluate risks to recreational swimmers from exposure to the three most frequently detected volatile organic compounds in surface water: trichloroethene (TCE; also known as trichloroethylene), cis-1,2-dichloroethene (cis-1,2-DCE), and vinyl chloride (VC).

- Volatile organic compounds (cis-1,2-dichloroethene, vinyl chloride, 2-butanone, xylenes and toluene) and five metals, excluding hexavalent chromium, were detected in the June 2018 surface water samples. Concentrations of volatile organic compounds and metals (except barium and beryllium) are less than human health consumption-of-organism and ecological screening levels. TCE was not detected during this round of sampling.

- cis-1,2-Dichloroethene was detected in 10 of 44 samples, at concentrations ranging from 0.16-0.33 µg/L but did not exceed its swimming criterion (300 µg/L) in any sample. The highest concentrations were detected at sampling locations SW38A (0.33 µg/L), SW37C (0.26 µg/L), and SW48A (0.25 µg/L).

- Vinyl chloride was detected in 3 of 44 samples, at concentrations ranging from 0.21-0.38 µg/L but did not exceed its swimming criterion (0.7 µg/L). The only detected concentrations were in samples SW38A (0.38 µg/L), SW37C (0.31 µg/L), and SW42B (0.21 µg/L).

- The maximum trichloroethene, cis-1,2-dichloroethene, and vinyl chloride concentrations detected in June 2018 are lower than those detected during the last round of sampling (March 2018) and are lower than those detected during the previous year (June 2017). The calculated average June 2018 concentrations for cis-1,2-dichloroethene and vinyl chloride, using both detect and nondetect results, are also lower than the averages for March 2018 and June 2017. The calculated averages (both detect and nondetect results) for trichloroethene in June 2018 are lower than those in the previous round (March 2018) and in last year's round (June 2017).

- Trichloroethene, cis-1,2-dichloroethene, and vinyl chloride were not detected in the four samples collected along the eastern-shoreline (SW01A–SW01D). These results are consistent with previous data indicating that volatile organic compound concentrations in this area of Frog Mortar Creek are below the swimming criteria.

- Dissolved barium exceeded its ecological screening level in 32 of 36 samples collected in June 2018. Historical sampling has demonstrated that barium is ubiquitous in creek samples; the June 2018 concentrations (11-12 µg/L) are lower than those detected in March 2018 (12-17 µg/L) and higher than those detected in June 2017 (4.3-11 µg/L).

- Arsenic was not detected in any of the 36 samples collected during this round. These results are lower than typical arsenic concentrations; previous sampling has indicated that arsenic concentrations are typically within the range of background (2.2–3.9 µg/L) established during Lockheed Martin's larger-scale 2007–2008 Frog Mortar Creek investigation.

- Four other metals (antimony, beryllium, copper, and nickel) were detected in June 2018. Of these, only beryllium and copper exceeded their ecological screening criteria. Exceedances are very uncommon for these metals, as they are rarely detected in Frog Mortar Creek, and if detected, rarely exceed their respective screening levels.

- Dissolved hexavalent chromium was not detected in any sample collected during this round. Hexavalent chromium was detected in July, August, and September 2017, but was not detected in December 2017, March 2018, or during the current round (June 2018).

SECTION 6
REFERENCES

Code of Maryland Regulations (COMAR), 2016. "Numerical Criteria for Toxic Substances in Surface Waters." COMAR Title 26, Subtitle 08, Chapter 02, Regulation 03. http://www.dsd.state.md.us/comar/comarhtml/26/26.08.02.03-2.htm.

Maryland Aviation Administration (MAA), 2017. Martin State Airport Website: http://www.martinstateairport.com/index.php.

National Oceanic and Atmospheric Administration (NOAA), 2015. *Exceedance Probability Level and Tide Datums, 8574680, Baltimore, Maryland.* Mean-high high-water (MHHW) and mean-low low-water (MLLW) measurements near Baltimore, Maryland, 1983–2001: http://tidesandcurrents.noaa.gov/est/stickdiagram.shtml?stnid=8574680.

National Oceanic and Atmospheric Administration (NOAA), 2016. National Centers for Environmental Information, Washington, D.C., *State of the Climate Reports:* https://www.ncdc.noaa.gov/sotc/drought/201608 or https://www.ncdc.noaa.gov/sotc/drought/201609.

Tetra Tech, Inc. (Tetra Tech), 2009. *Frog Mortar Creek Surface Water and Sediment Investigation Report Phases I, II, and III, Lockheed Martin, Martin State Airport, Middle River, Maryland.* Report prepared by Tetra Tech, Inc., Germantown, Maryland for Lockheed Martin Corporation, Bethesda, Maryland. May.

Tetra Tech, Inc. (Tetra Tech), 2012. *2011 Surface Water Sampling Report, Frog Mortar Creek, Martin State Airport, 701 Wilson Point Road, Middle River, Maryland.* Report prepared by Tetra Tech, Inc., Germantown, Maryland for Lockheed Martin Corporation, Bethesda, Maryland. March.

Tetra Tech, Inc. (Tetra Tech), 2017. *2018 Surface Water Sampling Work Plan, Martin State Airport, 701 Wilson Point Road, Middle River, Maryland*. Report prepared by Tetra Tech, Inc., Germantown, Maryland for Lockheed Martin Corporation, Bethesda, Maryland. October.

Tetra Tech, Inc. (Tetra Tech), 2018. *2017 Surface Water Sampling Report for Frog Mortar Creek, Martin State Airport, 701 Wilson Point Road, Middle River, Maryland*. Report prepared by Tetra Tech, Inc., Germantown, Maryland for Lockheed Martin Corporation, Bethesda, Maryland. March.

United States Environmental Protection Agency (USEPA), 2002. *National Recommended Water Quality Criteria: 2002*. U.S. Environmental Protection Agency, Office of Water, Office of Science and Technology. November.

United States Environmental Protection Agency (USEPA) 2006. *Region III Biological Technical Advisory Group Freshwater Screening Benchmarks*. July.

United States Environmental Protection Agency (USEPA) 2009. *National Recommended Water Quality Criteria*. U.S. Environmental Protection Agency, Office of Water, Office of Science and Technology: http://water.epa.gov/scitech/swguidance/standards/current/index.cfm or http://water.epa.gov/scitech/swguidance/standards/current/ upload/nrwqc-2009.p.

United States Environmental Protection Agency (USEPA), 2017a. *National Functional Guidelines for Inorganic Superfund Methods Data Review*, EPA-540-R-2017-001. 138 pp.

United States Environmental Protection Agency (USEPA), 2017b. *National Functional Guidelines for Organic Superfund Methods Data Review*, EPA-540-R-2017-002. 250 pp.

FIGURES

Figure 1-1 Martin State Airport, Dump Road Area, and Frog Mortar Creek Location Map

Figure 2-1 Martin State Airport and Surrounding Features

Figure 2-2 Site Features and Areas of Concern, Dump Road Area

Figure 3-1 June 2018 Surface Water Sampling Locations

Figure 4-1 Concentrations of Trichloroethene in Surface Water Samples, June 2018

Figure 4-2 Concentrations of cis-1,2-Dichloroethene in Surface Water Samples, June 2018

Figure 4-3 Concentrations of Vinyl Chloride in Surface Water Samples, June 2018

Figure 4-4 Concentrations of Trichloroethene, cis-1,2-Dichloroethene, and Vinyl Chloride along Surface Water Sampling Transects for June 2018, March 2018, and June 2017

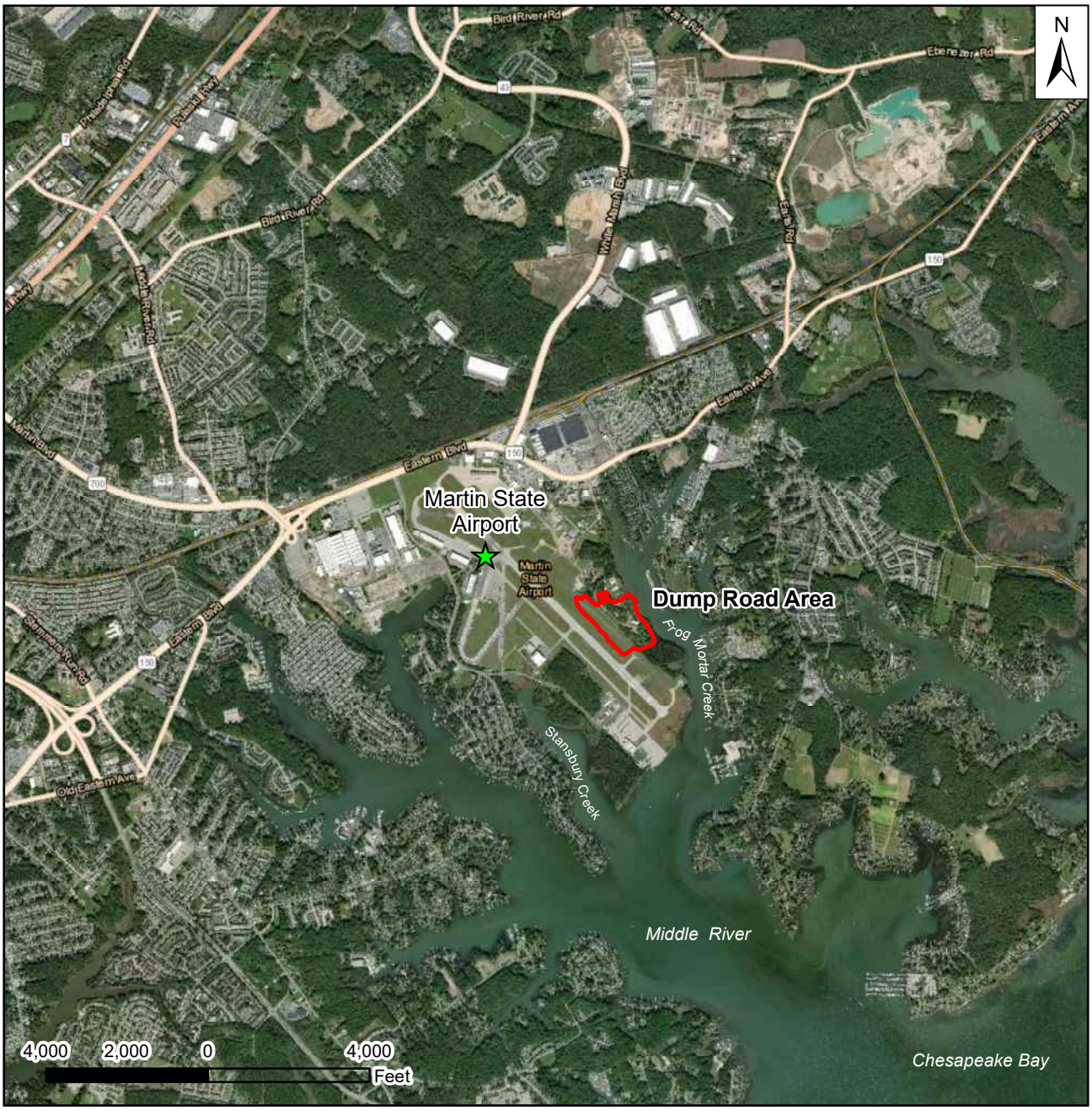

Aerial photograph provided by ESRI's ArcGIS Online World Imagery map service (© 2017 ESRI and its data suppliers).

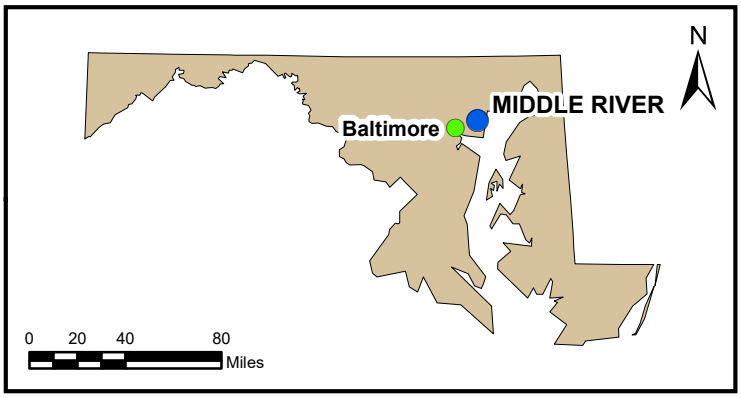

FIGURE 1-1
MARTIN STATE AIRPORT
DUMP ROAD AREA AND FROG MORTAR CREEK LOCATION MAP

Lockheed Martin, Martin State Airport
Middle River, Maryland

DATE MODIFIED: 09/10/18	CREATED BY: JEE

TETRA TECH

Map Document: (P:\GIS\Lockheed_MSA\MapDocs\MXD\dra_sitemap_dec2015.mxd)
09/10/18 -- JEE

2017 aerial photograph provided by the State of Maryland.

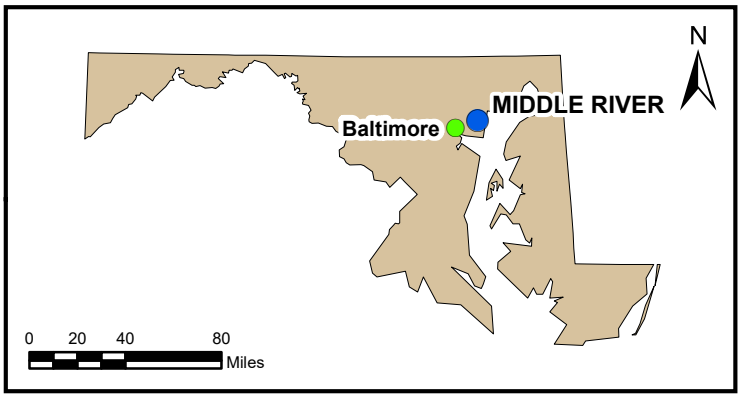

FIGURE 2-1

MARTIN STATE AIRPORT AND SURROUNDING FEATURES

Lockheed Martin, Martin State Airport
Middle River, Maryland

DATE MODIFIED: 09/12/18	CREATED BY: JEE

TETRA TECH

Map Document: (P:\GIS\Lockheed_MSA\MapDocs\MXD\msa_sitemap_sep2018.mxd)
09/12/18 -- JEE

Numbered Former Features from 2013 Aerial Photograph Study	
#2	Pit
#15	Burn Area
#20	Bunker
#26	Bunker
#42	Pond/Pit
#43	Acid Pit
#44	Pit
#45	Burn Area

FIGURE 2-2

SITE FEATURES AND AREAS OF CONCERN DUMP ROAD AREA

LEGEND

- MARYLAND AIR NATIONAL GUARD BOUNDARY
- FORMER AMMUNITION BUNKER
- FORMER OPEN BURNING AREA
- FORMER POND/PIT
- FORMER POND
- EXTENT OF UNSATURATED CONTAMINATED SOIL AND LANDFILL MATERIAL
- POND
- #20 FORMER FEATURE NUMBER (FROM 2012 AERIAL PHOTOGRAPH STUDY)

2017 aerial photograph provided by the State of Maryland.

Lockheed Martin, Martin State Airport
Middle River, Maryland

0 100 200 Feet

N

DATE MODIFIED: 09/12/18

CREATED BY: JEE

TETRA TECH

Map Document: (P:\GIS\Middle_River\MapDocs\MXD\dra_study_areas_features_sep2018.mxd)
09/12/18 -- JEE

FIGURE 3-1

JUNE 2018 SURFACE WATER SAMPLING LOCATIONS FROG MORTAR CREEK

LEGEND

- SURFACE WATER SAMPLING LOCATION
- GROUNDWATER MONITORING WELL
- ABANDONED WELL
- OUTLINE OF FORMER COVE
- MARYLAND AIR NATIONAL GUARD BOUNDARY
- EXTENT OF UNSATURATED CONTAMINATED SOIL AND LANDFILL MATERIAL - DUMP ROAD AREA
- POND

Samples collected June 7, 2018.
2014 aerial photograph provided by U.S. Geological Survey.

Lockheed Martin, Martin State Airport
Middle River, Maryland

0 150 300 Feet

N

DATE MODIFIED: 12/08/16

CREATED BY: JEE

TETRA TECH

Map Document: (P:\GIS\Lockheed_MSA\MapDocs\MXD\fmc_sw_samplocs_sep2016.mxd)
12/08/16 -- JEE

FIGURE 4-1

CONCENTRATIONS OF TRICHLOROETHENE IN SURFACE WATER SAMPLES, JUNE 2018 FROG MORTAR CREEK

LEGEND

- SURFACE WATER SAMPLE LOCATION
- GROUNDWATER MONITORING WELL
- ABANDONED WELL
- OUTLINE OF FORMER COVE
- MARYLAND AIR NATIONAL GUARD BOUNDARY
- EXTENT OF UNSATURATED CONTAMINATED SOIL AND LANDFILL MATERIAL - DUMP ROAD AREA
- POND

- - = NOT DETECTED.

SCREENING LEVELS FOR TRICHLOROETHENE
ECOLOGICAL SURFACE WATER: 21 UG/L
HUMAN HEALTH
(CONSUMPTION OF ORGANISM): 70 UG/L
SITE SPECIFIC SWIMMING: 10 UG/L

SAMPLES COLLECTED JUNE 7, 2018.
2017 AERIAL PHOTOGRAPH PROVIDED BY THE STATE OF MARYLAND.

Lockheed Martin, Martin State Airport
Middle River, Maryland

0 150 300 Feet

N

DATE MODIFIED: 09/06/18

CREATED BY: JEE

TETRA TECH

Map Document: (P:\GIS\Lockheed_MSA\MapDocs\MXD\fmc_sw_tce_results_201806.mxd)
09/06/18 -- JEE

FIGURE 4-2

CONCENTRATIONS OF CIS-1,2-DICHLOROETHENE IN SURFACE WATER SAMPLES, JUNE 2018 FROG MORTAR CREEK

LEGEND

- SURFACE WATER SAMPLE LOCATION
- GROUNDWATER MONITORING WELL
- ABANDONED WELL
- OUTLINE OF FORMER COVE
- MARYLAND AIR NATIONAL GUARD BOUNDARY
- EXTENT OF UNSATURATED CONTAMINATED SOIL AND LANDFILL MATERIAL - DUMP ROAD AREA
- POND

(0.16) = CIS-1,2-DICHLOROETHENE CONCENTRATION
J = ESTIMATED VALUE
- - = NOT DETECTED
CONCENTRATION IN MICROGRAMS PER LITER (UG/L)

SCREENING LEVELS FOR CIS-1,2-DICHLOROETHENE
ECOLOGICAL SURFACE WATER: 590 UG/L
HUMAN HEALTH
(CONSUMPTION OF ORGANISM): NONE
SITE SPECIFIC SWIMMING: 300 UG/L

SAMPLES COLLECTED JUNE 7, 2018.
2017 AERIAL PHOTOGRAPH PROVIDED BY THE STATE OF MARYLAND.

Lockheed Martin, Martin State Airport
Middle River, Maryland

0 150 300 Feet

N

DATE MODIFIED: 09/06/18

CREATED BY: JEE

TETRA TECH

Map Document: (P:\GIS\Lockheed_MSA\MapDocs\MXD\fmc_sw_cis12dce_results_201806.mxd)
09/06/18 -- JEE

FIGURE 4-3

CONCENTRATIONS OF VINYL CHLORIDE IN SURFACE WATER SAMPLES, JUNE 2018 FROG MORTAR CREEK

LEGEND

- SURFACE WATER SAMPLE LOCATION
- GROUNDWATER MONITORING WELL
- ABANDONED WELL
- OUTLINE OF FORMER COVE
- MARYLAND AIR NATIONAL GUARD BOUNDARY
- EXTENT OF UNSATURATED CONTAMINATED SOIL AND LANDFILL MATERIAL - DUMP ROAD AREA
- POND

(0.38) = VINYL CHLORIDE CONCENTRATION
J = ESTIMATED VALUE
- - = NOT DETECTED
CONCENTRATION IN MICROGRAMS PER LITER (UG/L)

SCREENING LEVELS FOR VINYL CHLORIDE
ECOLOGICAL SURFACE WATER: 930 UG/L
HUMAN HEALTH
(CONSUMPTION OF ORGANISM): 16 UG/L
SITE SPECIFIC SWIMMING: 0.7 UG/L

SAMPLES COLLECTED JUNE 7, 2018.
2017 AERIAL PHOTOGRAPH PROVIDED BY THE STATE OF MARYLAND.

Lockheed Martin, Martin State Airport
Middle River, Maryland

0 150 300 Feet

N

DATE MODIFIED: 09/06/18

CREATED BY: JEE

TETRA TECH

Map Document: (P:\GIS\Lockheed_MSA\MapDocs\MXD\fmc_sw_VC_results_201806.mxd)
09/06/18 -- JEE

FIGURE 4-4

CONCENTRATIONS OF TRICHLOROETHENE, cis-1,2-DICHLOROETHENE AND VINYL CHLORIDE ALONG SURFACE WATER SAMPLING TRANSECTS FOR JUNE 2018, MARCH 2018, AND JUNE 2017 FROG MORTAR CREEK

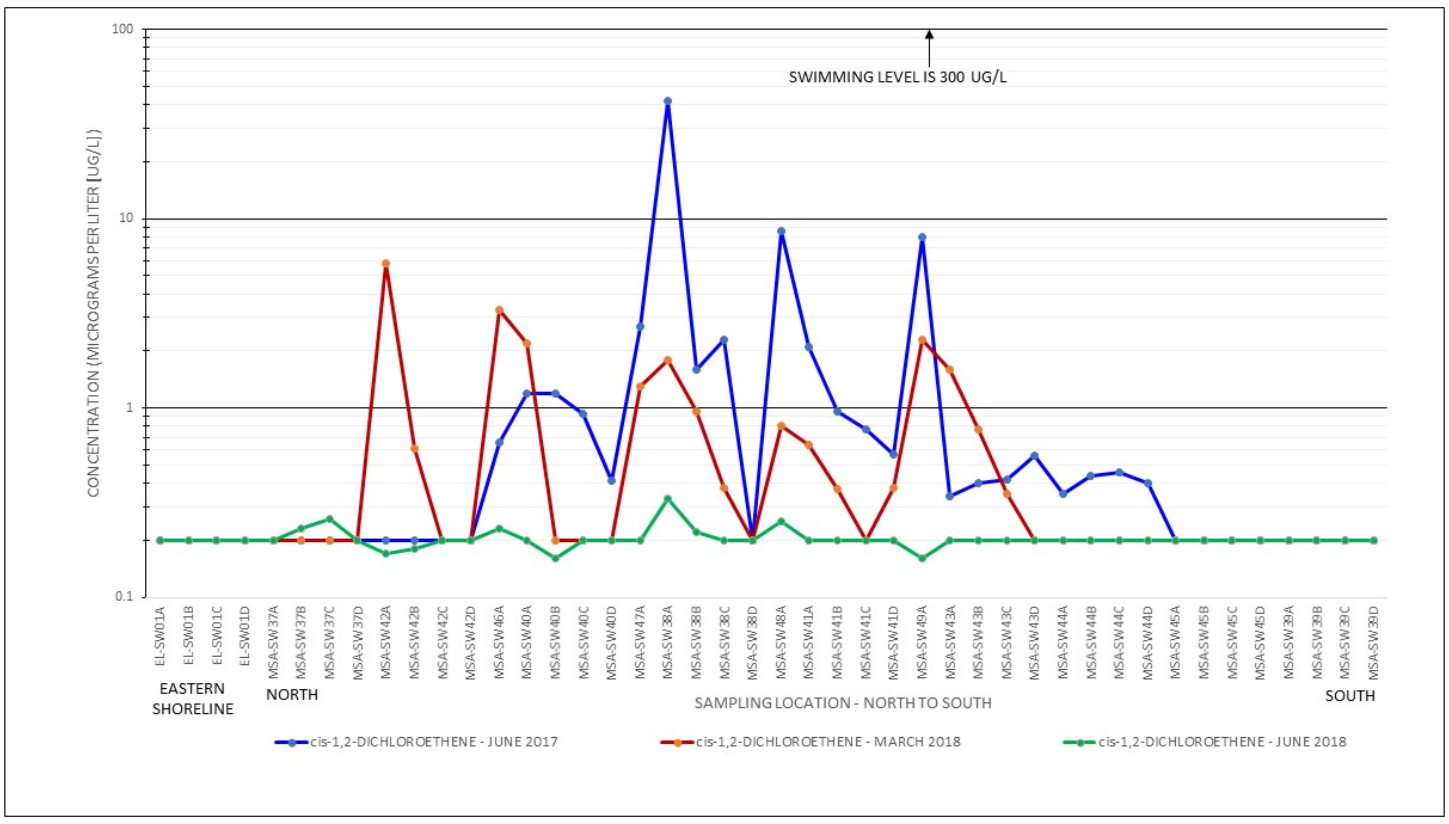

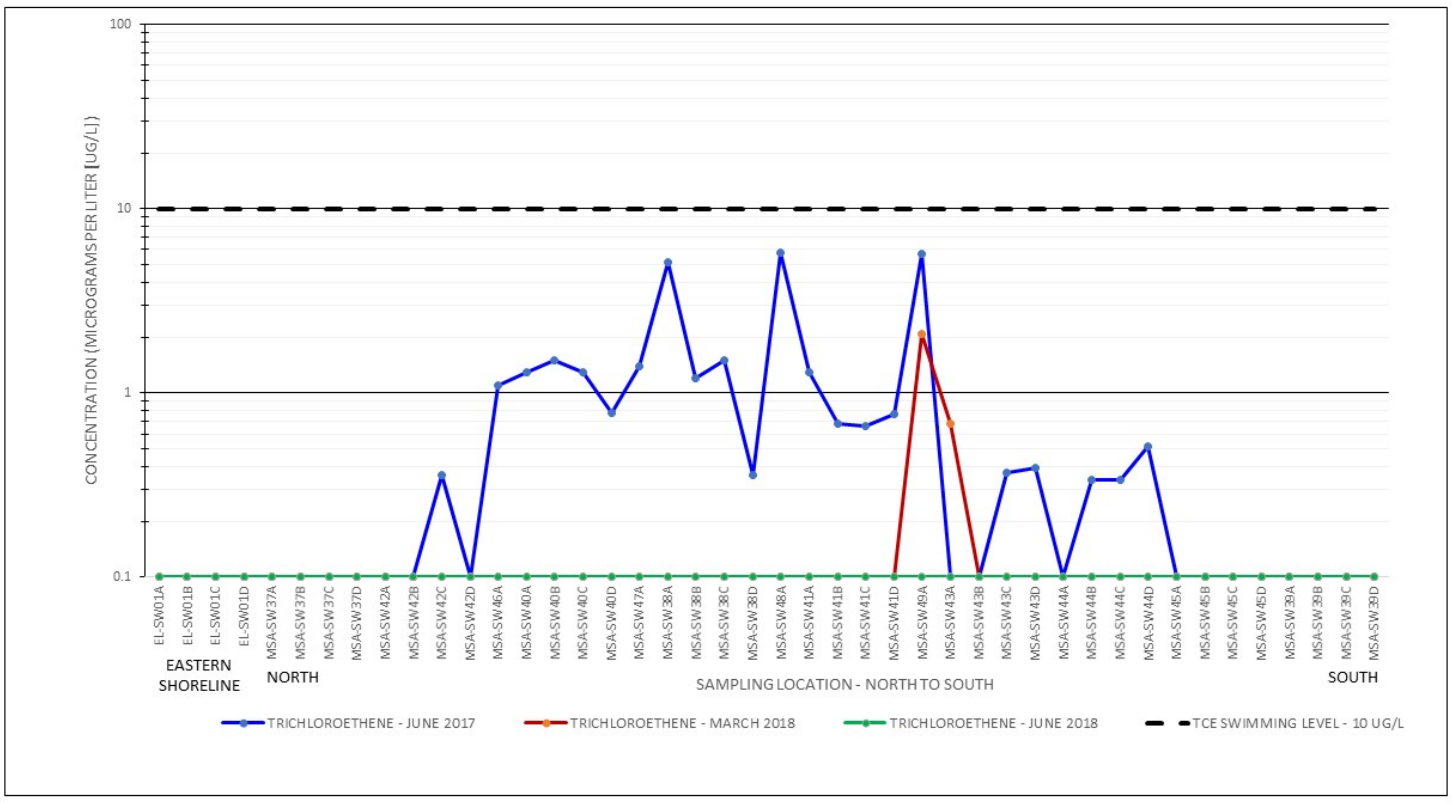

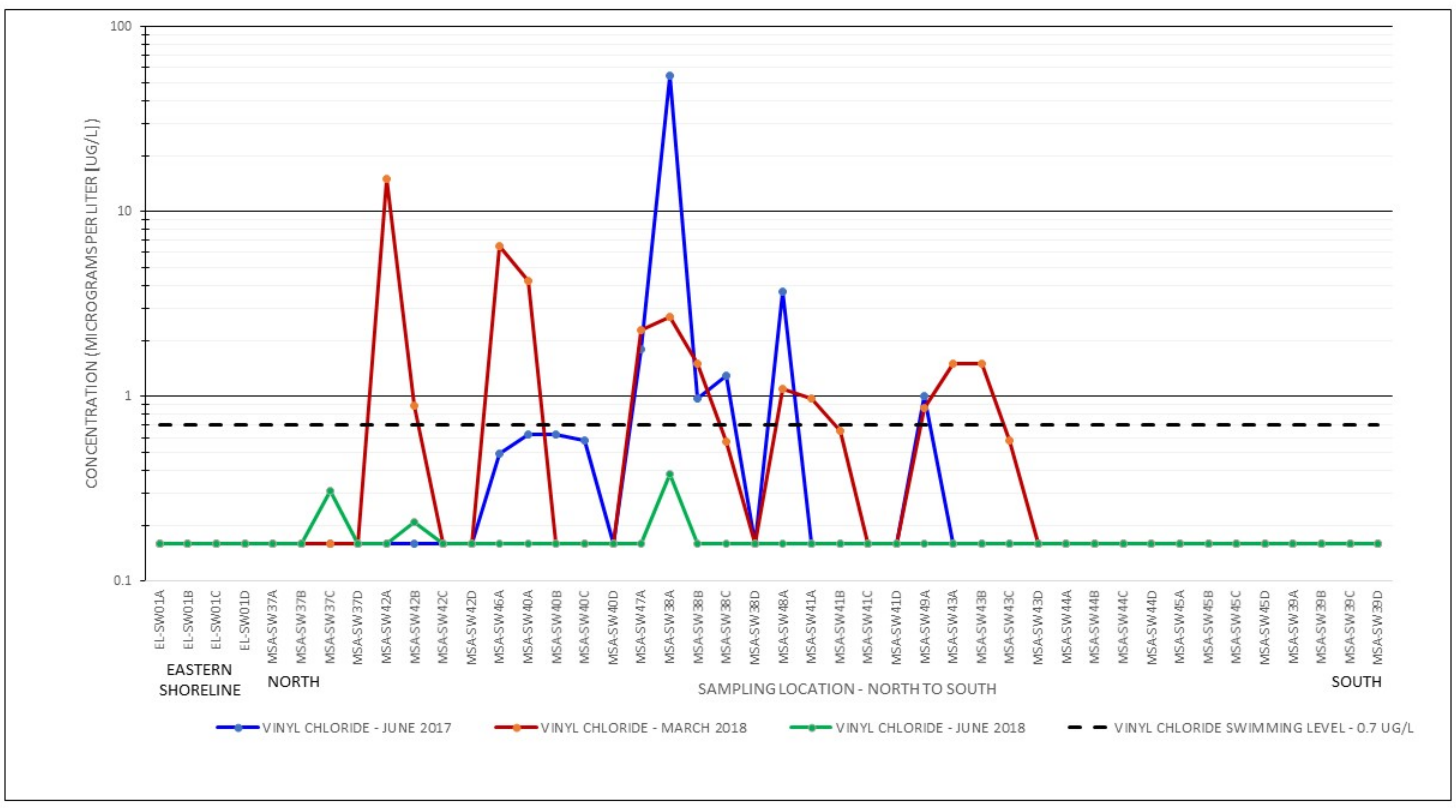

Lockheed Martin, Martin State Airport
Middle River, Maryland

DATE MODIFIED:	CREATED BY:
09/07/18	JEE

TETRA TECH

TABLES

Table 3-1 List of Samples and Chemical Analyses for Surface Water—June 2018

Table 4-1 Summary of Analytes Detected in Surface Water Samples—June 2018

Table 4-2 Detected Analytes and Screening-Level Exceedances in Surface Water Samples—June 2018

Table 4-3 Surface Water Chemical Results for Primary Volatile Organic Compounds for June 2018, March 2018, and June 2017

Table 3-1

List of Samples and Chemical Analyses for Surface Water—June 2018
Frog Mortar Creek
Lockheed Martin, Martin State Airport, Middle River, Maryland
Page 1 of 1

	Analyses Performed[1] (Method)			
	Volatile Organic Compounds[2]	Dissolved Metals	Hexavalent Chromium	Hardness
Sample Location ID	(USEPA 8260C)	(USEPA 6020/7470A)	(USEPA 218.6)	(SM 2340B)
MSA-SW37A	X	X	X	X
MSA-SW37B	X	X	X	X
MSA-SW37C	X	X	X	X
MSA-SW37D	X	X	X	X
MSA-SW38A	X	X	X	X
MSA-SW38B	X	X	X	X
MSA-SW38C	X	X	X	X
MSA-SW38D	X	X	X	X
MSA-SW39A	X	X	X	X
MSA-SW39B	X	X	X	X
MSA-SW39C	X	X	X	X
MSA-SW39D	X	X	X	X
MSA-SW40A	X	X	X	X
MSA-SW40B	X	X	X	X
MSA-SW40C	X	X	X	X
MSA-SW40D	X	X	X	X
MSA-SW41A	X	X	X	X
MSA-SW41B	X	X	X	X
MSA-SW41C	X	X	X	X
MSA-SW41D	X	X	X	X
MSA-SW42A	X	X	X	X
MSA-SW42B	X	X	X	X
MSA-SW42C	X	X	X	X
MSA-SW42D	X	X	X	X
MSA-SW43A	X	X	X	X
MSA-SW43B	X	X	X	X
MSA-SW43C	X	X	X	X
MSA-SW43D	X	X	X	X
MSA-SW44A	X	X	X	X
MSA-SW44B	X	X	X	X
MSA-SW44C	X	X	X	X
MSA-SW44D	X	X	X	X
MSA-SW45A	X	X	X	X
MSA-SW45B	X	X	X	X
MSA-SW45C	X	X	X	X
MSA-SW45D	X	X	X	X
MSA-SW46A	X			
MSA-SW47A	X			
MSA-SW48A	X			
MSA-SW49A	X			
EL-SW01A	X			
EL-SW01B	X			
EL-SW01C	X			
EL-SW01D	X			

1 Temperature, pH, specific conductance, salinity, turbidity, dissolved oxygen, and oxidation-reduction potential of each sample was measured and recorded in the field

2 Includes Freon 113 (1,1,2-trichloro-1,2,2-trifluoroethane), Freon 22 (chlorodifluoromethane), and tentatively identified compounds

SM - standard method

USEPA - United States Environmental Protection Agency

Table 4-1

Summary of Analytes Detected in Surface Water Samples—June 2018
Frog Mortar Creek
Lockheed Martin, Martin State Airport, Middle River Complex, Maryland

Parameter	Jun 2018 Frog Mortar Creek Surface Water Samples									
	Frequency		Minimum Conc Detected	Maximum Conc Detected	Sample of Maximum Concentration Detected	Average of Detected	Average of All Results	Minimum Conc ND	Maximum Conc ND	Sample Date
	Number	Percent								
VOLATILES (UG/L)										
2-BUTANONE	3/44	7	1.2 J	2.1 J	MSA-SW37B-060718	1.666666	0.672727	1.2	1.2	20180607
CIS-1,2-DICHLOROETHENE	10/44	23	0.16 J	0.33 J	MSA-SW38A-060718	0.219	0.115568	0.16	0.31	20180607
M+P-XYLENES	2/44	5	0.1 J	0.13 J	MSA-SW39D-060718	0.115	0.043409	0.08	0.08	20180607
TOLUENE	3/44	7	0.19 J	0.21 J	MSA-SW45D-060718	0.2	0.078863	0.14	0.14	20180607
VINYL CHLORIDE	3/44	7	0.21 J	0.38 J	MSA-SW38A-060718	0.3	0.113636	0.2	0.2	20180607
DISSOLVED METALS (UG/L)										
ANTIMONY	1/36	3	4.5 J	4.5 J	MSA-SW40B-060718	4.5	1.534722	2.9	2.9	20180607
BARIUM	32/36	89	11 J	12 J	MSA-SW37AB,38BC,43D-060718	11.15625	10.527777	11	11	20180607
BERYLLIUM	2/36	6	1.5 J	1.6 J	MSA-SW41C-060718	1.55	0.794444	1.5	1.5	20180607
COPPER	4/36	11	11	27	MSA-SW37B-060718	16.75	5.638888	8.5	8.5	20180607
NICKEL	1/36	3	14	14	MSA-SW41A-060718	14	3.986111	7.4	7.4	20180607
MISCELLANEOUS PARAMETERS (MG/L)										
CALCIUM HARDNESS AS CACO3	36/36	100	63	68	MSA-SW38C,40A,43A,44B-060718	65.138888	65.138888	NULL	NULL	20180607
HARDNESS AS CACO3	36/36	100	210	240	MSA-SW40,43A-060718	225.555555	225.555555	NULL	NULL	20180607
MAGNESIUM HARDNESS AS CACO3	36/36	100	150	170	MSA-SW40AB,41B,43A,44B-060718	160	160	NULL	NULL	20180607

For non-detects, 1/2 sample quantitation limit was used as a proxy concentration.
1/2 the detection limit was used for B qualified data.
J - estimated value
µg/L - micrograms per liter
mg/L - milligrams per liter

EL-SW01A-060718
EL-SW01B-060718
EL-SW01C-060718
EL-SW01D-060718
MSA-SW37A-060718
MSA-SW37B-060718
MSA-SW37C-060718
MSA-SW37D-060718
MSA-SW38A-060718
MSA-SW38B-060718
MSA-SW38C-060718
MSA-SW38D-060718
MSA-SW39A-060718
MSA-SW39B-060718
MSA-SW39C-060718
MSA-SW39D-060718
MSA-SW40A-060718
MSA-SW40B-060718
MSA-SW40C-060718
MSA-SW40D-060718
MSA-SW41A-060718
MSA-SW41B-060718
MSA-SW41C-060718
MSA-SW41D-060718
MSA-SW42A-060718
MSA-SW42B-060718
MSA-SW42C-060718
MSA-SW42D-060718
MSA-SW43A-060718
MSA-SW43B-060718
MSA-SW43C-060718
MSA-SW43D-060718
MSA-SW44A-060718
MSA-SW44B-060718
MSA-SW44C-060718
MSA-SW44D-060718
MSA-SW45A-060718
MSA-SW45B-060718
MSA-SW45C-060718
MSA-SW45D-060718
MSA-SW46A-060718
MSA-SW47A-060718
MSA-SW48A-060718
MSA-SW49A-060718

Table 4-2

Detected Analytes and Screening-Level Exceedances in Surface Water Samples—June 2018
Frog Mortar Creek
Lockheed Martin, Martin State Airport, Middle River, Maryland

LOCATION SAMPLE ID SAMPLE DATE	National Recommended Water Quality Criteria[1]		Ecological Surface Water Screening Level[2]	Human Health Consumption of Organism Only[1][3]	Swimming Screening	EL-SW01A EL-SW01A-060718 20180607	EL-SW01B EL-SW01B-060718 20180607	EL-SW01C EL-SW01C-060718 20180607
	Acute	Chronic						
VOLATILES (UG/L)								
2-BUTANONE	NA	NA	14000	NA	NA	--	--	--
CIS-1,2-DICHLOROETHENE	NA	NA	590	NA	300	--	--	--
M+P-XYLENES	NA	NA	13	NA	NA	--	--	--
TOLUENE	NA	NA	2	15000	NA	--	--	--
VINYL CHLORIDE	NA	NA	930	24	0.75	--	--	--
DISSOLVED METALS (UG/L)								
ANTIMONY	NA	NA	30	640	NA	NA	NA	NA
BARIUM	NA	NA	4	NA	NA	NA	NA	NA
BERYLLIUM	NA	NA	0.66	NA	NA	NA	NA	NA
COPPER	27.03[7]	16.88[7]	16.88[7]	NA	NA	NA	NA	NA
NICKEL	877.13[7]	97.42[7]	97.42[7]	NA	NA	NA	NA	NA
MISCELLANEOUS PARAMETERS (MG/L)								
CALCIUM HARDNESS AS CACO3	NA	NA	NA	NA	NA	NA	NA	NA
HARDNESS AS CACO3	NA	NA	NA	NA	NA	NA	NA	NA
MAGNESIUM HARDNESS AS CACO3	NA	NA	NA	NA	NA	NA	NA	NA

Table 4-2

Detected Analytes and Screening-Level Exceedances in Surface Water Samples—June 2018
Frog Mortar Creek
Lockheed Martin, Martin State Airport, Middle River, Maryland

LOCATION	EL-SW01D	MSA-SW37A	MSA-SW37B	MSA-SW37C	MSA-SW37D	MSA-SW38A	MSA-SW38B
SAMPLE ID	EL-SW01D-060718	MSA-SW37A-060718	MSA-SW37B-060718	MSA-SW37C-060718	MSA-SW37D-060718	MSA-SW38A-060718	MSA-SW38B-060718
SAMPLE DATE	20180607	20180607	20180607	20180607	20180607	20180607	20180607
VOLATILES (UG/L)							
2-BUTANONE	--	--	2.1 J	--	--	--	--
CIS-1,2-DICHLOROETHENE	--	--	0.23 J	0.26 J	--	0.33 J	0.22 J
M+P-XYLENES	--	--	--	--	--	--	--
TOLUENE	--	--	--	--	--	--	--
VINYL CHLORIDE	--	--	--	0.31 J	--	0.38 J	--
DISSOLVED METALS (UG/L)							
ANTIMONY	NA	--	--	--	--	--	--
BARIUM	NA	12 J	12 J	11 J	11 J	11 J	12 J
BERYLLIUM	NA	--	--	--	--	--	--
COPPER	NA	--	27	--	--	--	--
NICKEL	NA	--	--	--	--	--	--
MISCELLANEOUS PARAMETERS (MG/L)							
CALCIUM HARDNESS AS CACO3	NA	65	67	63	66	67	67
HARDNESS AS CACO3	NA	220	220	210	230	230	230
MAGNESIUM HARDNESS AS CACO3	NA	150	160	150	160	160	160

Table 4-2

Detected Analytes and Screening-Level Exceedances in Surface Water Samples—June 2018
Frog Mortar Creek
Lockheed Martin, Martin State Airport, Middle River, Maryland

LOCATION	MSA-SW38C	MSA-SW38D	MSA-SW39A	MSA-SW39B	MSA-SW39C	MSA-SW39D	MSA-SW40A
SAMPLE ID	MSA-SW38C-060718	MSA-SW38D-060718	MSA-SW39A-060718	MSA-SW39B-060718	MSA-SW39C-060718	MSA-SW39D-060718	MSA-SW40A-060718
SAMPLE DATE	20180607	20180607	20180607	20180607	20180607	20180607	20180607
VOLATILES (UG/L)							
2-BUTANONE	--	--	1.7 J	--	1.2 J	--	--
CIS-1,2-DICHLOROETHENE	--	--	--	--	--	--	--
M+P-XYLENES	--	--	--	--	--	0.13 J	--
TOLUENE	--	--	--	--	--	0.19 J	--
VINYL CHLORIDE	--	--	--	--	--	--	--
DISSOLVED METALS (UG/L)							
ANTIMONY	--	--	--	--	--	--	--
BARIUM	12 J	11 J	11 J	--	11 J	11 J	11 J
BERYLLIUM	--	--	--	--	--	--	--
COPPER	--	--	--	--	--	--	--
NICKEL	--	--	--	--	--	--	--
MISCELLANEOUS PARAMETERS (MG/L)							
CALCIUM HARDNESS AS CACO3	68	67	64	63	65	65	68
HARDNESS AS CACO3	230	230	230	220	230	230	240
MAGNESIUM HARDNESS AS CACO3	160	160	160	160	160	160	170

Table 4-2

Detected Analytes and Screening-Level Exceedances in Surface Water Samples—June 2018
Frog Mortar Creek
Lockheed Martin, Martin State Airport, Middle River, Maryland

LOCATION	MSA-SW40B	MSA-SW40C	MSA-SW40D	MSA-SW41A	MSA-SW41B	MSA-SW41C	MSA-SW41D
SAMPLE ID	MSA-SW40B-060718	MSA-SW40C-060718	MSA-SW40D-060718	MSA-SW41A-060718	MSA-SW41B-060718	MSA-SW41C-060718	MSA-SW41D-060718
SAMPLE DATE	20180607	20180607	20180607	20180607	20180607	20180607	20180607
VOLATILES (UG/L)							
2-BUTANONE	--	--	--	--	--	--	--
CIS-1,2-DICHLOROETHENE	0.16 J	--	--	--	--	--	--
M+P-XYLENES	--	--	--	--	--	--	--
TOLUENE	--	--	--	--	--	--	--
VINYL CHLORIDE	--	--	--	--	--	--	--
DISSOLVED METALS (UG/L)							
ANTIMONY	4.5 J	--	--	--	--	--	--
BARIUM	11 J	11 J	11 J	--	11 J	11 J	11 J
BERYLLIUM	1.5 J	--	--	--	--	1.6 J	--
COPPER	--	--	--	--	--	16	--
NICKEL	--	--	--	14	--	--	--
MISCELLANEOUS PARAMETERS (MG/L)							
CALCIUM HARDNESS AS CACO3	67	66	65	64	67	64	64
HARDNESS AS CACO3	230	230	220	220	230	220	220
MAGNESIUM HARDNESS AS CACO3	170	160	160	160	170	160	160

Table 4-2

Detected Analytes and Screening-Level Exceedances in Surface Water Samples—June 2018
Frog Mortar Creek
Lockheed Martin, Martin State Airport, Middle River, Maryland

LOCATION	MSA-SW42A	MSA-SW42B	MSA-SW42C	MSA-SW42D	MSA-SW43A	MSA-SW43B	MSA-SW43C
SAMPLE ID	MSA-SW42A-060718	MSA-SW42B-060718	MSA-SW42C-060718	MSA-SW42D-060718	MSA-SW43A-060718	MSA-SW43B-060718	MSA-SW43C-060718
SAMPLE DATE	20180607	20180607	20180607	20180607	20180607	20180607	20180607
VOLATILES (UG/L)							
2-BUTANONE	--	--	--	--	--	--	--
CIS-1,2-DICHLOROETHENE	0.17 J	0.18 J	--	--	--	--	--
M+P-XYLENES	--	--	--	--	--	--	--
TOLUENE	--	--	--	--	--	--	--
VINYL CHLORIDE	--	0.21 J	--	--	--	--	--
DISSOLVED METALS (UG/L)							
ANTIMONY	--	--	--	--	--	--	--
BARIUM	11 J	11 J	11 J	11 J	11 J	--	11 J
BERYLLIUM	--	--	--	--	--	--	--
COPPER	--	--	--	--	--	--	11
NICKEL	--	--	--	--	--	--	--
MISCELLANEOUS PARAMETERS (MG/L)							
CALCIUM HARDNESS AS CACO3	63	63	66	64	68	63	64
HARDNESS AS CACO3	220	220	230	220	240	220	220
MAGNESIUM HARDNESS AS CACO3	150	150	160	160	170	150	160

Table 4-2

Detected Analytes and Screening-Level Exceedances in Surface Water Samples—June 2018
Frog Mortar Creek
Lockheed Martin, Martin State Airport, Middle River, Maryland

LOCATION	MSA-SW43D	MSA-SW44A	MSA-SW44B	MSA-SW44C	MSA-SW44D	MSA-SW45A	MSA-SW45B
SAMPLE ID	MSA-SW43D-060718	MSA-SW44A-060718	MSA-SW44B-060718	MSA-SW44C-060718	MSA-SW44D-060718	MSA-SW45A-060718	MSA-SW45B-060718
SAMPLE DATE	20180607	20180607	20180607	20180607	20180607	20180607	20180607
VOLATILES (UG/L)							
2-BUTANONE	--	--	--	--	--	--	--
CIS-1,2-DICHLOROETHENE	--	--	--	--	--	--	--
M+P-XYLENES	--	--	--	--	--	--	--
TOLUENE	--	--	--	--	--	--	--
VINYL CHLORIDE	--	--	--	--	--	--	--
DISSOLVED METALS (UG/L)							
ANTIMONY	--	--	--	--	--	--	--
BARIUM	12 J	11 J	11 J	11 J	11 J	11 J	--
BERYLLIUM	--	--	--	--	--	--	--
COPPER	--	--	--	--	13	--	--
NICKEL	--	--	--	--	--	--	--
MISCELLANEOUS PARAMETERS (MG/L)							
CALCIUM HARDNESS AS CACO3	65	66	68	66	64	63	63
HARDNESS AS CACO3	230	230	230	230	220	220	220
MAGNESIUM HARDNESS AS CACO3	160	160	170	160	160	160	160

Table 4-2

Detected Analytes and Screening-Level Exceedances in Surface Water Samples—June 2018
Frog Mortar Creek
Lockheed Martin, Martin State Airport, Middle River, Maryland

LOCATION	MSA-SW45C	MSA-SW45D	MSA-SW46A	MSA-SW47A	MSA-SW48A	MSA-SW49A
SAMPLE ID	MSA-SW45C-060718	MSA-SW45D-060718	MSA-SW46A-060718	MSA-SW47A-060718	MSA-SW48A-060718	MSA-SW49A-060718
SAMPLE DATE	20180607	20180607	20180607	20180607	20180607	20180607
VOLATILES (UG/L)						
2-BUTANONE	--	--	--	--	--	--
CIS-1,2-DICHLOROETHENE	--	--	0.23 J	--	0.25 J	0.16 J
M+P-XYLENES	--	0.1 J	--	--	--	--
TOLUENE	0.2 J	0.21 J	--	--	--	--
VINYL CHLORIDE	--	--	--	--	--	--
DISSOLVED METALS (UG/L)						
ANTIMONY	--	--	NA	NA	NA	NA
BARIUM	11 J	11 J	NA	NA	NA	NA
BERYLLIUM	--	--	NA	NA	NA	NA
COPPER	--	--	NA	NA	NA	NA
NICKEL	--	--	NA	NA	NA	NA
MISCELLANEOUS PARAMETERS (MG/L)						
CALCIUM HARDNESS AS CACO3	63	64	NA	NA	NA	NA
HARDNESS AS CACO3	220	230	NA	NA	NA	NA
MAGNESIUM HARDNESS AS CACO3	160	160	NA	NA	NA	NA

Table 4-2

Detected Analytes and Screening-Level Exceedances in Surface Water Samples—June 2018
Frog Mortar Creek
Lockheed Martin, Martin State Airport, Middle River, Maryland

1 National Recommended Water Quality Criteria, http://water.epa.gov/scitech/swguidance/standards/current/index.cfm; and Maryland Numerical Criteria for Toxic Substances in Surface Waters, Code of Maryland Regulations (COMAR) 26.08.02.03, http://www.dsd.state.md.us./comar/comarhtml/26/26.08.02.03-2.htm
2 United State Environmental Protection Agency (USEPA) Region 3 Biological Technical Advisory Group (BTAG) Freshwater Screening Benchmarks
3 For carcinogens, criterion is for incremental cancer risk of $1x10^{-5}$
4 Site-specific swimming screening levels were developed for trichloroethene, *cis*-1,2-dichloroethene, and vinyl chloride only.
5 The BTAG screening benchmark for 1,2-dichloroethene (590 µg/L) is used as a surrogate screening level for *cis*-1,2-dichloroethene.
6 The BTAG screening benchmark is based on total metal concentration for this analyte; therefore, the dissolved metals result is not screened against the BTAG benchmark.
7 In accordance with USEPA (2002 and 2006), the option to use site-specific hardness was selected to adjust this criterion instead of the standard hardness concentration of 100 mg/L. As recommended by USEPA (2002), a hardness value of 400 mg/L is used for instances when the minimum measured site-specific hardness is greater than 400 mg/L (minimum hardness is 210 mg/L for June 2018 sampling, therefore 210 mg/L was used for conversion).

Gray shading indicates a result that exceeds a screening criterion.
-- not detected
$CaCO_3$ - calcium carbonate
EL - Edwards Lane
J - estimated result
µg/L - micrograms per liter
mg/L - milligrams per liter
MSA - Martin State Airport
NA - not analyzed or not available
SW - surface water

Table 4-3

Surface Water Chemical Results for Primary Volatile Organic Compounds for June 2018, March 2018, and June 2017
Frog Mortar Creek
Lockheed Martin, Martin State Airport, Middle River, Maryland

	Trichloroethene concentrations (µg/L)			*cis* -1,2-Dichloroethene concentrations (µg/L)			Vinyl chloride concentrations (µg/L)		
Location ID	**June 20, 2017**	**Mar 12,2018**	**June 7, 2018**	**June 20, 2017**	**Mar 12,2018**	**June 7, 2018**	**June 20, 2017**	**Mar 12,2018**	**June 7, 2018**
Average-Detections	**1.48909**	**1.39**	**NA**	**3.363913**	**1.4725**	**0.219**	**6.509**	**2.722**	**0.3**
Average-All Samples[(1)]	**0.827045**	**0.22068**	**NA**	**1.83**	**0.6309**	**0.1156**	**1.653181**	**1.07625**	**0.113636**
Maximum Concentration	**5.8**	**2.1**	**NA**	**42**	**5.8**	**0.33 J**	**54**	**15**	**0.38 J**
No. of Detections/Samples	**22/44**	**2/44**	**NA**	**23/44**	**16/44**	**10/44**	**10/44**	**15/44**	**3/44**
EL-SW01A	--	--	--	--	--	--	--	--	--
EL-SW01B	--	--	--	--	--	--	--	--	--
EL-SW01C	--	--	--	--	--	--	--	--	--
EL-SW01D	--	--	--	--	--	--	--	--	--
MSA-SW37A	--	--	--	--	--	--	--	--	--
MSA-SW37B	--	--	--	--	--	0.23 J	--	--	--
MSA-SW37C	--	--	--	--	--	0.26 J	--	--	0.31 J
MSA-SW37D	--	--	--	--	--	--	--	--	--
MSA-SW38A	5.1	--	--	42	1.8	0.33 J	54	2.7	0.38 J
MSA-SW38B	1.2	--	--	1.6	0.96 J	0.22 J	0.98	1.5	--
MSA-SW38C	1.5	--	--	2.3	0.38 J	--	1.3	0.57	--
MSA-SW38D	0.36 J	--	--	--	--	--	--	--	--
MSA-SW39A	--	--	--	--	--	--	--	--	--
MSA-SW39B	--	--	--	--	--	--	--	--	--
MSA-SW39C	--	--	--	--	--	--	--	--	--
MSA-SW39D	--	--	--	--	--	--	--	--	--
MSA-SW40A	1.3	--	--	1.2	2.2	--	0.62	4.2	--
MSA-SW40B	1.5	--	--	1.2	--	0.16 J	0.62	--	--
MSA-SW40C	1.3	--	--	0.93 J	--	--	0.58	--	--
MSA-SW40D	0.78 J	--	--	0.41 J	--	--	--	--	--
MSA-SW41A	1.3	--	--	2.1	0.64 J	--	--	0.97	--
MSA-SW41B	0.68 J	--	--	0.96 J	0.37 J	--	--	0.65	--
MSA-SW41C	0.66 J	--	--	0.77 J	--	--	--	--	--
MSA-SW41D	0.77 J	--	--	0.57 J	0.38 J	--	--	--	--
MSA-SW42A	--	--	--	--	5.8	0.17 J	--	15	--
MSA-SW42B	--	--	--	--	0.61 J	0.18 J	--	0.89	0.21 J
MSA-SW42C	0.36 J	--	--	--	--	--	--	--	--
MSA-SW42D	--	--	--	--	--	--	--	--	--
MSA-SW43A	--	0.68 J	--	0.34 J	1.6	--	--	1.5	--
MSA-SW43B	--	--	--	0.4 J	0.77 J	--	--	1.5	--
MSA-SW43C	0.37 J	--	--	0.42 J	0.35 J	--	--	0.58	--
MSA-SW43D	0.39 J	--	--	0.56 J	--	--	--	--	--
MSA-SW44A	--	--	--	0.35 J	--	--	--	--	--
MSA-SW44B	0.34 J	--	--	0.44 J	--	--	--	--	--
MSA-SW44C	0.34 J	--	--	0.46 J	--	--	--	--	--
MSA-SW44D	0.51 J	--	--	0.4 J	--	--	--	--	--
MSA-SW45A	--	--	--	--	--	--	--	--	--
MSA-SW45B	--	--	--	--	--	--	--	--	--
MSA-SW45C	--	--	--	--	--	--	--	--	--
MSA-SW45D	--	--	--	--	--	--	--	--	--
MSA-SW46A	1.1	--	--	0.66 J	3.3	0.23 J	0.49 J	6.5	--
MSA-SW47A	1.4	--	--	2.7	1.3	--	1.8	2.3	--
MSA-SW48A	5.8	--	--	8.6	0.8 J	0.25 J	3.7	1.1	--
MSA-SW49A	5.7	2.1	--	8	2.3	0.16 J	1	0.87	--

'-- = analysis not performed.
J = estimated positive value due to QC noncompliance.

For non-detects, 1/2 sample quantitation limit was used as a proxy concentration.
1/2 the detection limit was used for B qualified data.
J - estimated value
µg/L - micrograms per liter

APPENDICES

Appendix A—Field Measurements for Water Quality and Surface-Water-Sample Log Sheets

Appendix B—Data-Validation Reports

Appendix C—Chemical-Results Data Table

APPENDIX A—FIELD MEASUREMENTS FOR WATER QUALITY AND SURFACE-WATER-SAMPLE LOG SHEETS

Water Quality Field Parameters-June 2018
Frog Mortar Creek
Lockheed Martin, Martin State Airport, Middle River Maryland

Sample ID		Date	Time	pH	Specific conductance (S.C.)	Temperature (Temp.)	Turbidity	Dissolved oxygen (DO)	Salinity	Oxidation-reduction potential (ORP)	Water Depth
Location	Date ID	mo/day/year	24-hour units	Standard unit (S.U.)	MilliSiemens per centimeter (mS/cm)	Degrees Celsius (^{o}C)	Nephelometric turbidity unit (NTU)	Milligrams per liter (mg/L)	Parts per thousand (ppt)	MilliVolts (mV)	Meters (m)
EL-SW01A	-060718	6/7/2018	0918	6.79	2.1	23.06	9.30	9.69	1.2	320	0.2
EL-SW01B	-060718	6/7/2018	0926	6.93	2.2	23.19	11.80	6.82	1.2	266	1.1
EL-SW01C	-060718	6/7/2018	0929	6.90	2.1	23.25	12.40	6.64	1.2	260	1.5
EL-SW01D	-060718	6/7/2018	0932	6.90	2.1	23.21	11.50	6.51	1.2	252	2.3
MSA-SW37A	-060718	6/7/2018	1209	6.98	2.0	24.03	7.50	5.95	1.3	215	0.7
MSA-SW37B	-060718	6/7/2018	1212	6.96	2.0	23.74	9.40	6.06	1.3	217	1.3
MSA-SW37C	-060718	6/7/2018	1215	6.97	2.1	23.81	9.80	5.99	1.3	217	1.8
MSA-SW37D	-060718	6/7/2018	1219	7.01	2.1	23.81	11.20	6.09	1.3	203	2.2
MSA-SW38A	-060718	6/7/2018	1114	6.98	2.1	24.09	8.70	7.03	1.2	214	0.6
MSA-SW38B	-060718	6/7/2018	1118	6.98	2.1	23.82	9.20	6.45	1.3	217	1.6
MSA-SW38C	-060718	6/7/2018	1121	7.03	2.1	23.90	10.60	6.69	1.3	217	1.8
MSA-SW38D	-060718	6/7/2018	1125	7.08	2.1	23.88	10.20	6.65	1.3	217	2.0
MSA-SW39A	-060718	6/7/2018	0943	7.19	2.1	23.41	8.20	6.76	1.2	235	1.0
MSA-SW39B	-060718	6/7/2018	0948	7.22	2.1	23.35	9.30	7.40	1.2	228	1.5
MSA-SW39C	-060718	6/7/2018	0952	7.17	2.1	23.32	9.30	6.90	1.2	227	1.8
MSA-SW39D	-060718	6/7/2018	0956	7.07	2.1	23.30	10.30	6.92	1.2	228	2.5
MSA-SW40A	-060718	6/7/2018	1133	7.06	2.1	23.98	11.50	6.27	1.3	217	0.8
MSA-SW40B	-060718	6/7/2018	1137	7.08	2.1	24.00	9.90	6.67	1.3	212	1.2
MSA-SW40C	-060718	6/7/2018	1140	7.10	2.1	23.95	10.80	6.54	1.3	215	1.8
MSA-SW40D	-060718	6/7/2018	1143	7.14	2.1	23.91	10.80	6.70	1.3	214	2.2
MSA-SW41A	-060718	6/7/2018	1053	7.12	2.1	24.09	9.70	6.57	1.3	218	0.9
MSA-SW41B	-060718	6/7/2018	1057	7.13	2.1	23.99	9.50	6.51	1.3	218	1.1
MSA-SW41C	-060718	6/7/2018	1101	7.16	2.1	23.80	10.70	6.80	1.3	218	1.4
MSA-SW41D	-060718	6/7/2018	1105	7.14	2.1	23.78	11.00	6.82	1.3	218	2.1
MSA-SW42A	-060718	6/7/2018	1150	6.99	2.1	24.02	9.70	6.16	1.3	211	1.0
MSA-SW42B	-060718	6/7/2018	1154	6.98	2.1	23.78	9.20	5.68	1.3	212	1.4
MSA-SW42C	-060718	6/7/2018	1200	7.00	2.1	23.92	10.20	6.21	1.3	214	2.0
MSA-SW42D	-060718	6/7/2018	1204	7.02	2.1	23.89	10.30	6.40	1.3	215	2.0
MSA-SW43A	-060718	6/7/2018	1035	7.16	2.1	23.99	9.60	6.61	1.2	217	1.3
MSA-SW43B	-060718	6/7/2018	1038	7.13	2.1	23.83	10.20	6.93	1.2	218	1.7
MSA-SW43C	-060718	6/7/2018	1041	7.15	2.1	23.77	11.00	6.84	1.2	218	2.1
MSA-SW43D	-060718	6/7/2018	1044	7.17	2.1	23.70	10.70	6.73	1.2	216	2.2
MSA-SW44A	-060718	6/7/2018	1019	7.37	2.1	23.57	11.00	6.83	1.2	215	0.7
MSA-SW44B	-060718	6/7/2018	1022	7.30	2.1	23.49	11.00	7.63	1.2	217	1.3
MSA-SW44C	-060718	6/7/2018	1026	7.39	2.1	23.46	11.30	7.97	1.2	216	1.6
MSA-SW44D	-060718	6/7/2018	1029	7.31	2.1	23.40	11.00	7.35	1.2	215	2.2
MSA-SW45A	-060718	6/7/2018	1002	7.39	2.1	23.25	14.60	7.79	1.2	221	0.8
MSA-SW45B	-060718	6/7/2018	1006	7.34	2.1	23.35	10.70	7.26	1.2	216	1.3
MSA-SW45C	-060718	6/7/2018	1010	7.11	2.1	23.31	10.60	6.83	1.2	221	2.1
MSA-SW45D	-060718	6/7/2018	1013	7.08	2.1	23.36	9.70	6.90	1.2	218	2.7
MSA-SW46A	-060718	6/7/2018	1147	7.03	2.1	24.02	9.60	7.63	1.3	207	1.0
MSA-SW47A	-060718	6/7/2018	1128	7.06	2.1	24.40	6.51	10.00	1.2	217	0.8
MSA-SW48A	-060718	6/7/2018	1110	7.02	2.1	23.88	9.80	6.19	1.3	219	1.0
MSA-SW49A	-060718	6/7/2018	1050	7.14	2.1	24.03	9.60	6.58	1.2	217	1.1

Tetra Tech

SURFACE WATER SAMPLE LOG SHEET

Project Site Name: Frog Mortar Creek, Martin State Airport
Project No.: 112IC08424

[] Stream
[] Spring
[] Pond
[] Lake
[X] Other: Tidal creek - freshwater
[] QA Sample Type:

Sample ID No.: EL-SW01A -060718
Sample Location: EL-SW01A
Sampled By: J. Mullis
C.O.C. No.:

Type of Sample:
[x] Low Concentration
[] High Concentration

SAMPLING DATA:

		Color (Visual)	pH (S.U.)	S.C. (mS/cm)	Temp. (^{0}C)	Turbidity (NTU)	DO (mg/L)	Salinity (ppt)	ORP mV
Date:	6/7/2018								
Time:	0918								
Depth:	1 ft below water	clear	6.79	2.14	23.06	9.30	9.69	1.2	320
Method:	Grab								

SAMPLE COLLECTION INFORMATION:

Analysis	Preservative	Container Requirements	Collected
VOCs	HCL pH<2	3 - 40 mL glass vials	Yes

OBSERVATIONS / NOTES:

Water depth 0.2 meters

MAP:

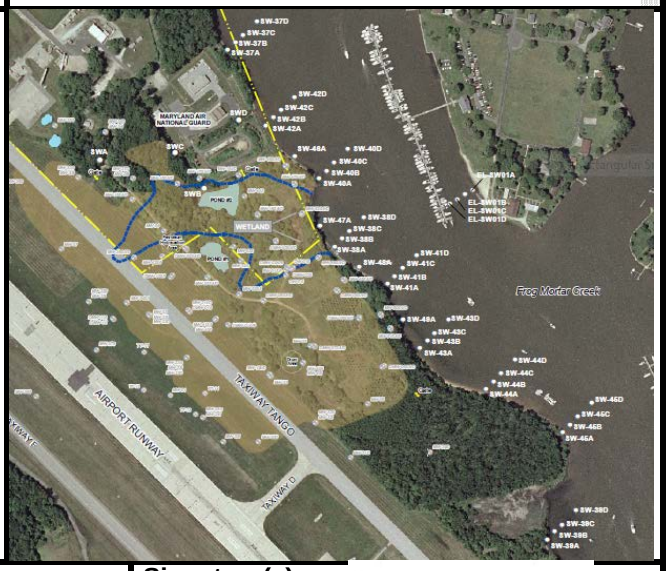

Circle if Applicable:

MS/MSD	Duplicate ID No.:

Signature(s):

Tetra Tech

SURFACE WATER SAMPLE LOG SHEET

Page___ of ___

Project Site Name: Frog Mortar Creek, Martin State Airport
Project No.: 112IC08424

[] Stream
[] Spring
[] Pond
[] Lake
[X] Other: Tidal creek - freshwater
[] QA Sample Type:

Sample ID No.: EL-SW01B -060718
Sample Location: EL-SW01B
Sampled By: J. Mullis
C.O.C. No.:

Type of Sample:
[x] Low Concentration
[] High Concentration

SAMPLING DATA:

		Color (Visual)	pH (S.U.)	S.C. (mS/cm)	Temp. (^{0}C)	Turbidity (NTU)	DO (mg/L)	Salinity (ppt)	ORP mV
Date:	6/7/2018								
Time:	0926								
Depth:	1 ft below water	clear	6.93	2.15	23.19	11.8	6.82	1.2	266
Method:	Grab								

SAMPLE COLLECTION INFORMATION:

Analysis	Preservative	Container Requirements	Collected
VOCs	HCL pH<2	3 - 40 mL glass vials	Yes

OBSERVATIONS / NOTES:

Water depth 1.1 meters

MAP:

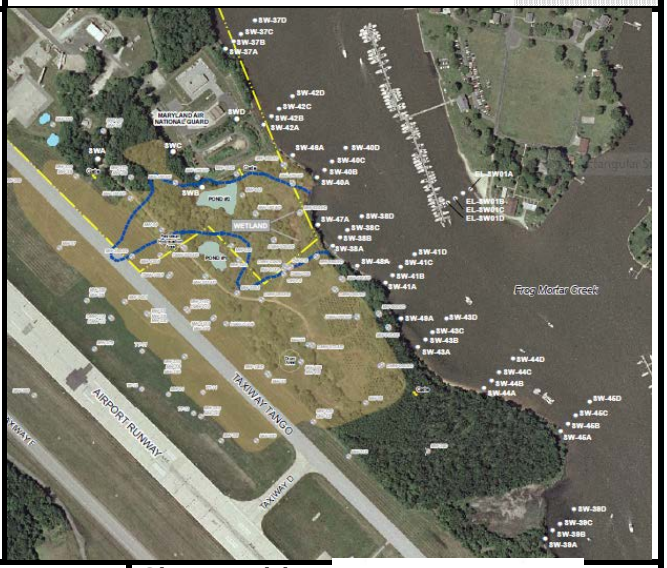

Circle if Applicable:

MS/MSD	Duplicate ID No.:

Signature(s):

Tetra Tech

SURFACE WATER SAMPLE LOG SHEET

Page___ of ___

Project Site Name: Frog Mortar Creek, Martin State Airport
Project No.: 112IC08424

[] Stream
[] Spring
[] Pond
[] Lake
[X] Other: Tidal creek - freshwater
[] QA Sample Type:

Sample ID No.: EL-SW01C -060718
Sample Location: EL-SW01C
Sampled By: J. Mullis
C.O.C. No.:

Type of Sample:
[x] Low Concentration
[] High Concentration

SAMPLING DATA:

		Color (Visual)	pH (S.U.)	S.C. (mS/cm)	Temp. (^{0}C)	Turbidity (NTU)	DO (mg/L)	Salinity (ppt)	ORP mV
Date:	6/7/2018								
Time:	0929								
Depth:	1 ft below water	**clear**	**6.9**	**2.14**	**23.25**	**12.40**	**6.64**	**1.2**	**260**
Method:	Grab								

SAMPLE COLLECTION INFORMATION:

Analysis	Preservative	Container Requirements	Collected
VOCs	HCL pH<2	3 - 40 mL glass vials	Yes

OBSERVATIONS / NOTES:

Water depth 1.5 meters

MAP:

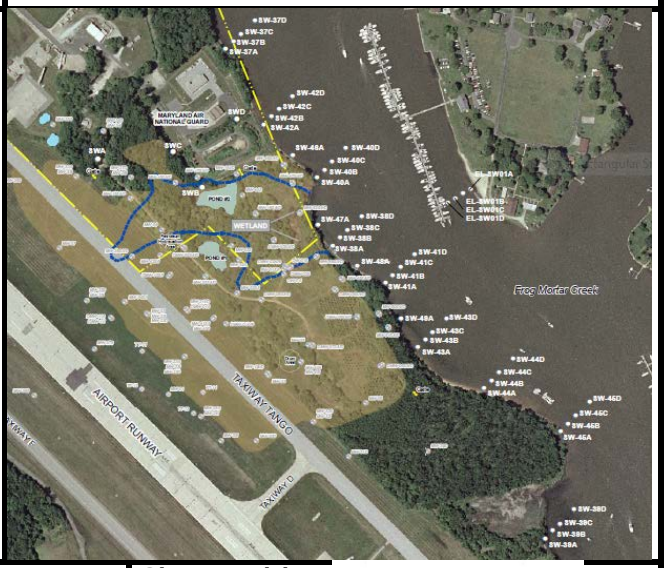

Circle if Applicable:

MS/MSD	Duplicate ID No.:

Signature(s):

Tetra Tech

SURFACE WATER SAMPLE LOG SHEET

Page___ of ___

Project Site Name: Frog Mortar Creek, Martin State Airport
Project No.: 112IC08424

[] Stream
[] Spring
[] Pond
[] Lake
[X] Other: Tidal creek - freshwater
[] QA Sample Type:

Sample ID No.: EL-SW01D -060718
Sample Location: EL-SW01D
Sampled By: J. Mullis
C.O.C. No.:

Type of Sample:
[x] Low Concentration
[] High Concentration

SAMPLING DATA:

		Color (Visual)	pH (S.U.)	S.C. (mS/cm)	Temp. (^{0}C)	Turbidity (NTU)	DO (mg/L)	Salinity (ppt)	ORP mV
Date:	6/7/2018								
Time:	0932								
Depth:	1 ft below water	**clear**	**6.9**	**2.1**	**23.21**	**11.5**	**6.51**	**1.2**	**252**
Method:	Grab								

SAMPLE COLLECTION INFORMATION:

Analysis	Preservative	Container Requirements	Collected
VOCs	HCL pH<2	3 - 40 mL glass vials	Yes

OBSERVATIONS / NOTES:

Water depth 2.3 meters

MAP:

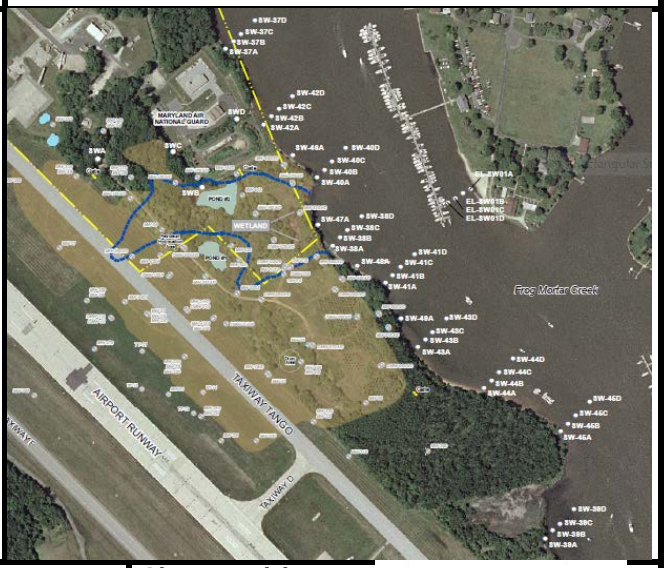

Circle if Applicable:

MS/MSD	Duplicate ID No.:

Signature(s):

Tetra Tech

SURFACE WATER SAMPLE LOG SHEET

Page___ of ___

Project Site Name: Frog Mortar Creek, Martin State Airport
Project No.: 112IC08424

[] Stream
[] Spring
[] Pond
[] Lake
[X] Other: Tidal creek - freshwater
[] QA Sample Type:

Sample ID No.: MSA-SW37A -060718
Sample Location: MSA-SW37A
Sampled By: J. Mullis
C.O.C. No.:

Type of Sample:
[x] Low Concentration
[] High Concentration

SAMPLING DATA:

		Color (Visual)	pH (S.U.)	S.C. (mS/cm)	Temp. (^{0}C)	Turbidity (NTU)	DO (mg/L)	Salinity (ppt)	ORP mV
Date:	6/7/2018								
Time:	1209								
Depth:	1 ft below water	**clear**	**6.98**	**2.03**	**24.03**	**7.5**	**5.95**	**1.3**	**215**
Method:	Grab								

SAMPLE COLLECTION INFORMATION:

Analysis	Preservative	Container Requirements	Collected
VOCs + TICs	HCL pH<2	3 - 40 mL glass vials	Yes
Dissolved metals + Hardness	HNO_3 pH<2	1 - 500 mL plastic filtered	Yes
Dissolved Hexavalent chromium	cr6 buffer	1 - 250 mL plastic filtered	Yes

OBSERVATIONS / NOTES:

Water depth 0.7 meters

MAP:

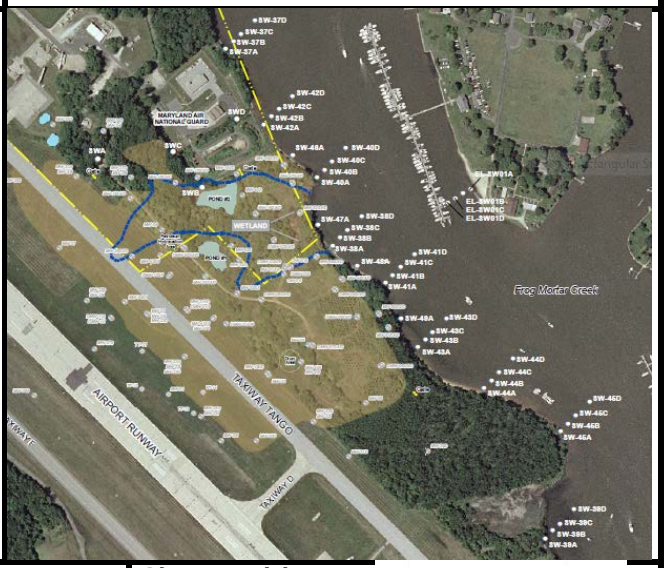

Circle if Applicable:

MS/MSD	Duplicate ID No.:

Signature(s):

Tetra Tech

SURFACE WATER SAMPLE LOG SHEET

Page___ of ___

Project Site Name: Frog Mortar Creek, Martin State Airport
Project No.: 112IC08424

[] Stream
[] Spring
[] Pond
[] Lake
[X] Other: Tidal creek - freshwater
[] QA Sample Type:

Sample ID No.: MSA-SW37B -060718
Sample Location: MSA-SW37B
Sampled By: J. Mullis
C.O.C. No.:

Type of Sample:
[x] Low Concentration
[] High Concentration

SAMPLING DATA:

		Color (Visual)	pH (S.U.)	S.C. (mS/cm)	Temp. (^{0}C)	Turbidity (NTU)	DO (mg/L)	Salinity (ppt)	ORP mV
Date:	6/7/2018								
Time:	1212								
Depth:	1 ft below water	clear	6.96	2.04	23.74	9.4	6.06	1.3	217
Method:	Grab								

SAMPLE COLLECTION INFORMATION:

Analysis	Preservative	Container Requirements	Collected
VOCs + TICs	HCL pH<2	3 - 40 mL glass vials	Yes
Dissolved metals + Hardness	HNO_3 pH<2	1 - 500 mL plastic filtered	Yes
Dissolved Hexavalent chromium	cr6 buffer	1 - 250 mL plastic filtered	Yes

OBSERVATIONS / NOTES:

Water depth 1.3 meters

MAP:

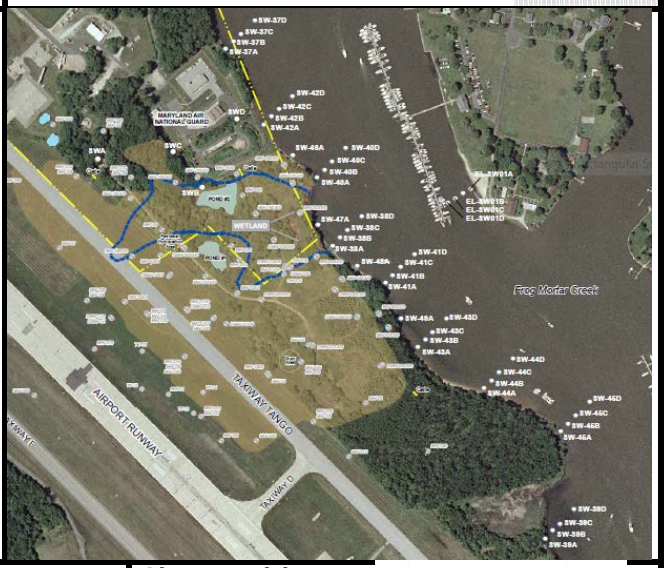

Circle if Applicable:

MS/MSD	Duplicate ID No.:

Signature(s):

Tetra Tech

SURFACE WATER SAMPLE LOG SHEET

Page___ of ___

Project Site Name: Frog Mortar Creek, Martin State Airport
Project No.: 112IC08424

[] Stream
[] Spring
[] Pond
[] Lake
[X] Other: Tidal creek - freshwater
[] QA Sample Type:

Sample ID No.: MSA-SW37C -060718
Sample Location: MSA-SW37C
Sampled By: J. Mullis
C.O.C. No.:

Type of Sample:
[x] Low Concentration
[] High Concentration

SAMPLING DATA:

		Color (Visual)	pH (S.U.)	S.C. (mS/cm)	Temp. (^{0}C)	Turbidity (NTU)	DO (mg/L)	Salinity (ppt)	ORP mV
Date:	6/7/2018								
Time:	1215								
Depth:	1 ft below water	clear	6.97	2.08	23.81	9.8	5.99	1.3	217
Method:	Grab								

SAMPLE COLLECTION INFORMATION:

Analysis	Preservative	Container Requirements	Collected
VOCs + TICs	HCL pH<2	3 - 40 mL glass vials	Yes
Dissolved metals + Hardness	HNO_3 pH<2	1 - 500 mL plastic filtered	Yes
Dissolved Hexavalent chromium	cr6 buffer	1 - 250 mL plastic filtered	Yes

OBSERVATIONS / NOTES:

Water depth 1.8 meters

MAP:

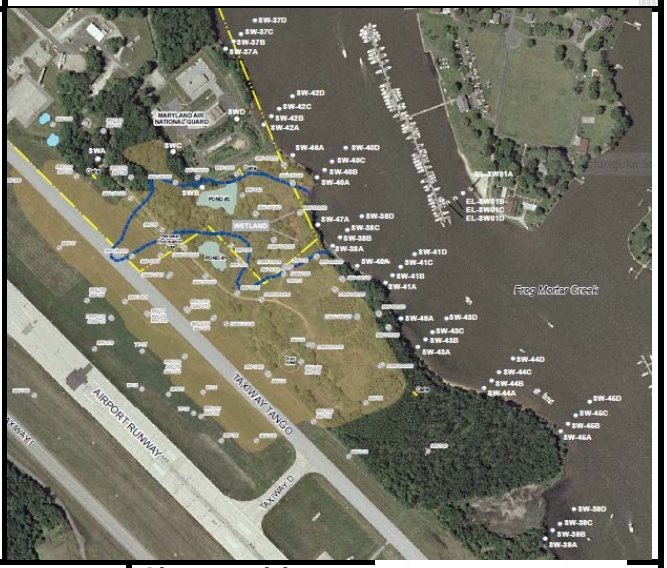

Circle if Applicable:

MS/MSD	Duplicate ID No.:

Signature(s):

Tetra Tech

SURFACE WATER SAMPLE LOG SHEET

Page___ of ___

Project Site Name: Frog Mortar Creek, Martin State Airport
Project No.: 112IC08424

[] Stream
[] Spring
[] Pond
[] Lake
[X] Other: Tidal creek - freshwater
[] QA Sample Type:

Sample ID No.: MSA-SW37D -060718
Sample Location: MSA-SW37D
Sampled By: J. Mullis
C.O.C. No.:

Type of Sample:
[x] Low Concentration
[] High Concentration

SAMPLING DATA:

		Color (Visual)	pH (S.U.)	S.C. (mS/cm)	Temp. (^{0}C)	Turbidity (NTU)	DO (mg/L)	Salinity (ppt)	ORP mV
Date:	6/7/2018								
Time:	1219								
Depth:	1 ft below water	**clear**	**7.01**	**2.11**	**23.81**	**11.2**	**6.09**	**1.3**	**203**
Method:	Grab								

SAMPLE COLLECTION INFORMATION:

Analysis	Preservative	Container Requirements	Collected
VOCs + TICs	HCL pH<2	3 - 40 mL glass vials	Yes
Dissolved metals + Hardness	HNO_3 pH<2	1 - 500 mL plastic filtered	Yes
Dissolved Hexavalent chromium	cr6 buffer	1 - 250 mL plastic filtered	Yes

OBSERVATIONS / NOTES:

Water depth 2.2 meters

MAP:

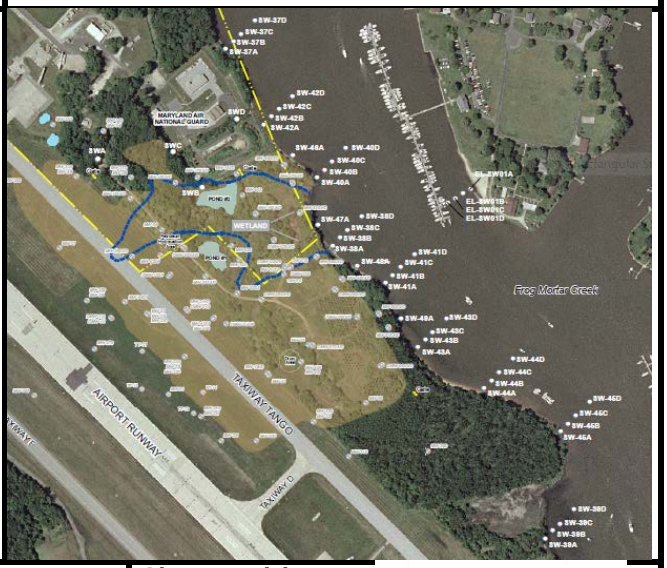

Circle if Applicable:

MS/MSD	Duplicate ID No.:

Signature(s):

Tetra Tech

SURFACE WATER SAMPLE LOG SHEET

Page___ of ___

Project Site Name: Frog Mortar Creek, Martin State Airport
Project No.: 112IC08424

[] Stream
[] Spring
[] Pond
[] Lake
[X] Other: Tidal creek - freshwater
[] QA Sample Type:

Sample ID No.: MSA-SW38A -060718
Sample Location: MSA-SW38A
Sampled By: J. Mullis
C.O.C. No.:

Type of Sample:
[x] Low Concentration
[] High Concentration

SAMPLING DATA:

		Color (Visual)	pH (S.U.)	S.C. (mS/cm)	Temp. (^{0}C)	Turbidity (NTU)	DO (mg/L)	Salinity (ppt)	ORP mV
Date:	6/7/2018								
Time:	1114								
Depth:	1 ft below water	clear	6.98	2.11	24.09	8.7	7.03	1.2	214
Method:	Grab								

SAMPLE COLLECTION INFORMATION:

Analysis	Preservative	Container Requirements	Collected
VOCs + TICs	HCL pH<2	3 - 40 mL glass vials	Yes
Dissolved metals + Hardness	HNO_3 pH<2	1 - 500 mL plastic filtered	Yes
Dissolved Hexavalent chromium	cr6 buffer	1 - 250 mL plastic filtered	Yes

OBSERVATIONS / NOTES:

Water depth 0.6 meters

MAP:

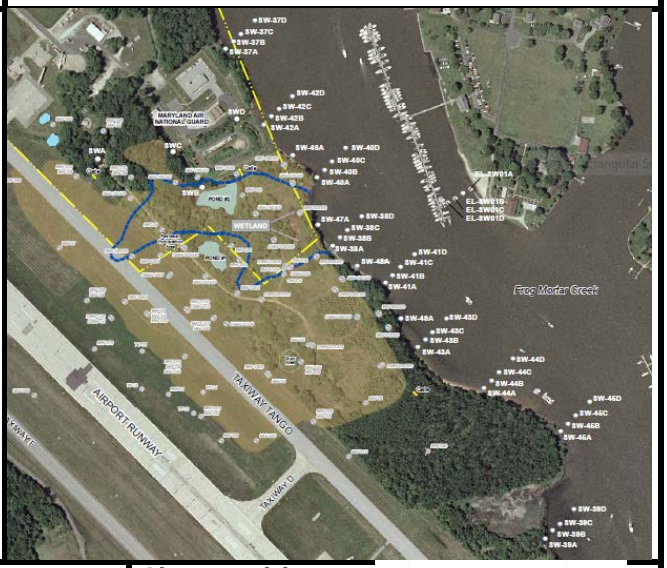

Circle if Applicable:

MS/MSD	Duplicate ID No.:

Signature(s):

Tetra Tech

SURFACE WATER SAMPLE LOG SHEET

Page___ of ___

Project Site Name: Frog Mortar Creek, Martin State Airport
Project No.: 112IC08424

[] Stream
[] Spring
[] Pond
[] Lake
[X] Other: Tidal creek - freshwater
[] QA Sample Type:

Sample ID No.: MSA-SW38B -060718
Sample Location: MSA-SW38B
Sampled By: J. Mullis
C.O.C. No.:

Type of Sample:
[x] Low Concentration
[] High Concentration

SAMPLING DATA:

		Color (Visual)	pH (S.U.)	S.C. (mS/cm)	Temp. (^{0}C)	Turbidity (NTU)	DO (mg/L)	Salinity (ppt)	ORP mV
Date:	6/7/2018								
Time:	1118								
Depth:	1 ft below water	clear	6.98	2.1	23.82	9.20	6.45	1.3	217
Method:	Grab								

SAMPLE COLLECTION INFORMATION:

Analysis	Preservative	Container Requirements	Collected
VOCs + TICs	HCL pH<2	3 - 40 mL glass vials	Yes
Dissolved metals + Hardness	HNO_3 pH<2	1 - 500 mL plastic filtered	Yes
Dissolved Hexavalent chromium	cr6 buffer	1 - 250 mL plastic filtered	Yes

OBSERVATIONS / NOTES:

Water depth 1.6 meters

MAP:

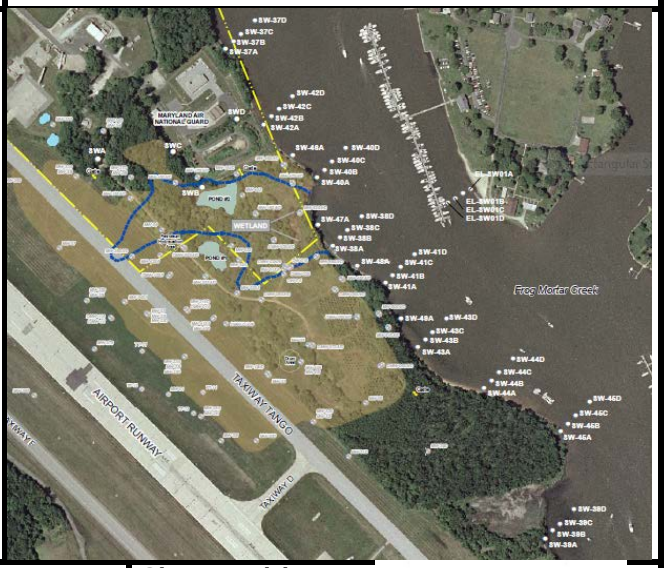

Circle if Applicable:

MS/MSD	Duplicate ID No.:

Signature(s):

Tetra Tech

SURFACE WATER SAMPLE LOG SHEET

Page___ of ___

Project Site Name: Frog Mortar Creek, Martin State Airport
Project No.: 112IC08424

[] Stream
[] Spring
[] Pond
[] Lake
[X] Other: Tidal creek - freshwater
[] QA Sample Type:

Sample ID No.: MSA-SW38C -060718
Sample Location: MSA-SW38C
Sampled By: J. Mullis
C.O.C. No.:

Type of Sample:
[x] Low Concentration
[] High Concentration

SAMPLING DATA:

		Color (Visual)	pH (S.U.)	S.C. (mS/cm)	Temp. (^{0}C)	Turbidity (NTU)	DO (mg/L)	Salinity (ppt)	ORP mV
Date:	6/7/2018								
Time:	1121								
Depth:	1 ft below water	**clear**	**7.03**	**2.1**	**23.90**	**10.6**	**6.69**	**1.3**	**217**
Method:	Grab								

SAMPLE COLLECTION INFORMATION:

Analysis	Preservative	Container Requirements	Collected
VOCs + TICs	HCL pH<2	3 - 40 mL glass vials	Yes
Dissolved metals + Hardness	HNO_3 pH<2	1 - 500 mL plastic filtered	Yes
Dissolved Hexavalent chromium	cr6 buffer	1 - 250 mL plastic filtered	Yes

OBSERVATIONS / NOTES:

Water depth 1.8 meters

MAP:

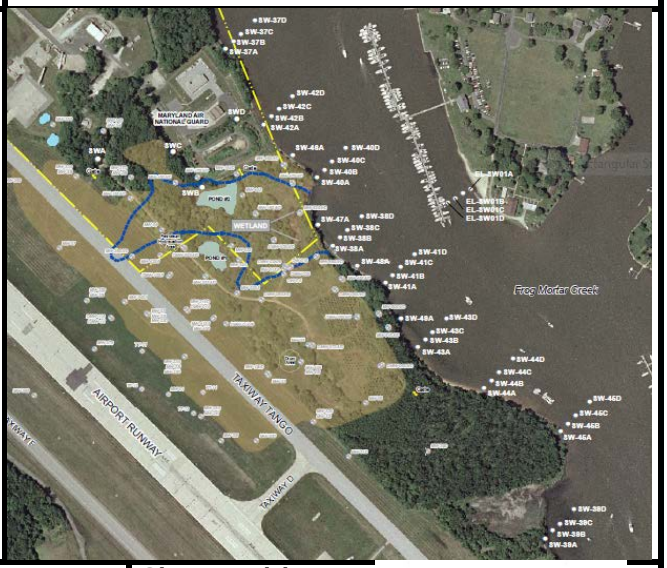

Circle if Applicable:

MS/MSD	Duplicate ID No.:

Signature(s):

Tetra Tech

SURFACE WATER SAMPLE LOG SHEET

Page___ of ___

Project Site Name: Frog Mortar Creek, Martin State Airport
Project No.: 112IC08424

[] Stream
[] Spring
[] Pond
[] Lake
[X] Other: Tidal creek - freshwater
[] QA Sample Type:

Sample ID No.: MSA-SW38D -060718
Sample Location: MSA-SW38D
Sampled By: J. Mullis
C.O.C. No.:

Type of Sample:
[x] Low Concentration
[] High Concentration

SAMPLING DATA:

		Color (Visual)	pH (S.U.)	S.C. (mS/cm)	Temp. (^{0}C)	Turbidity (NTU)	DO (mg/L)	Salinity (ppt)	ORP mV
Date:	6/7/2018								
Time:	1125								
Depth:	1 ft below water	clear	7.08	2.10	23.88	10.20	6.65	1.3	217
Method:	Grab								

SAMPLE COLLECTION INFORMATION:

Analysis	Preservative	Container Requirements	Collected
VOCs + TICs	HCL pH<2	3 - 40 mL glass vials	Yes
Dissolved metals + Hardness	HNO_3 pH<2	1 - 500 mL plastic filtered	Yes
Dissolved Hexavalent chromium	cr6 buffer	1 - 250 mL plastic filtered	Yes

OBSERVATIONS / NOTES:

Water depth 2.0 meters

MAP:

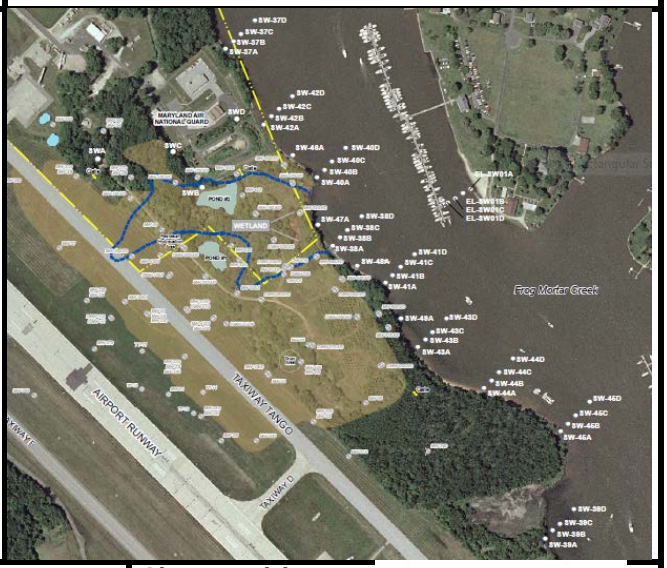

Circle if Applicable:

MS/MSD	Duplicate ID No.:

Signature(s):

Tetra Tech

SURFACE WATER SAMPLE LOG SHEET

Page___ of ___

Project Site Name: Frog Mortar Creek, Martin State Airport
Project No.: 112IC08424

[] Stream
[] Spring
[] Pond
[] Lake
[X] Other: Tidal creek - freshwater
[] QA Sample Type:

Sample ID No.: MSA-SW39A -060718
Sample Location: MSA-SW39A
Sampled By: J. Mullis
C.O.C. No.:

Type of Sample:
[x] Low Concentration
[] High Concentration

SAMPLING DATA:

		Color (Visual)	pH (S.U.)	S.C. (mS/cm)	Temp. (^{0}C)	Turbidity (NTU)	DO (mg/L)	Salinity (ppt)	ORP mV
Date:	6/7/2018								
Time:	0943								
Depth:	1 ft below water	clear	7.19	2.10	23.41	8.2	6.76	1.2	235
Method:	Grab								

SAMPLE COLLECTION INFORMATION:

Analysis	Preservative	Container Requirements	Collected
VOCs + TICs	HCL pH<2	3 - 40 mL glass vials	Yes
Dissolved metals + Hardness	HNO_3 pH<2	1 - 500 mL plastic filtered	Yes
Dissolved Hexavalent chromium	cr6 buffer	1 - 250 mL plastic filtered	Yes

OBSERVATIONS / NOTES:

Water depth 1 meters

MAP:

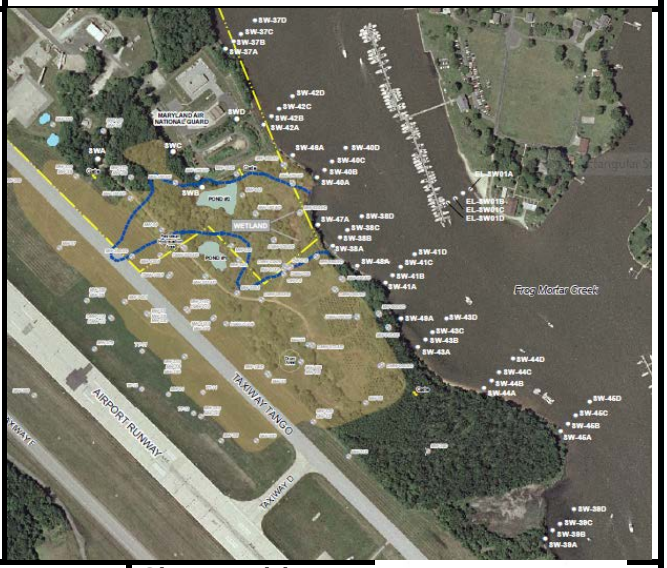

Circle if Applicable:

MS/MSD	Duplicate ID No.:

Signature(s):

Tetra Tech

SURFACE WATER SAMPLE LOG SHEET

Page___ of ___

Project Site Name: Frog Mortar Creek, Martin State Airport
Project No.: 112IC08424

[] Stream
[] Spring
[] Pond
[] Lake
[X] Other: Tidal creek - freshwater
[] QA Sample Type:

Sample ID No.: MSA-SW39B -060718
Sample Location: MSA-SW39B
Sampled By: J. Mullis
C.O.C. No.:

Type of Sample:
[x] Low Concentration
[] High Concentration

SAMPLING DATA:

		Color (Visual)	pH (S.U.)	S.C. (mS/cm)	Temp. (^{0}C)	Turbidity (NTU)	DO (mg/L)	Salinity (ppt)	ORP mV
Date:	6/7/2018								
Time:	0948								
Depth:	1 ft below water	clear	7.22	2.10	23.35	9.3	7.4	1.2	228
Method:	Grab								

SAMPLE COLLECTION INFORMATION:

Analysis	Preservative	Container Requirements	Collected
VOCs + TICs	HCL pH<2	3 - 40 mL glass vials	Yes
Dissolved metals + Hardness	HNO_3 pH<2	1 - 500 mL plastic filtered	Yes
Dissolved Hexavalent chromium	cr6 buffer	1 - 250 mL plastic filtered	Yes

OBSERVATIONS / NOTES:

Water depth 1.5 meters

MAP:

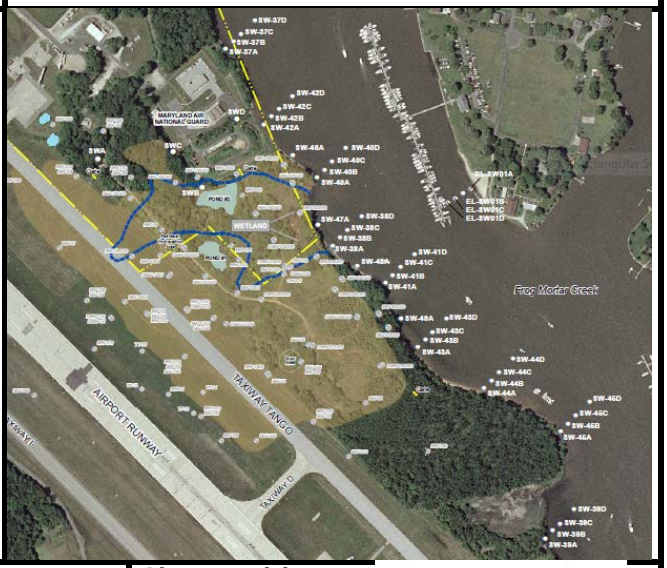

Circle if Applicable:

MS/MSD	Duplicate ID No.:

Signature(s):

Tetra Tech

SURFACE WATER SAMPLE LOG SHEET

Page___ of ___

Project Site Name: Frog Mortar Creek, Martin State Airport
Project No.: 112IC08424

[] Stream
[] Spring
[] Pond
[] Lake
[X] Other: Tidal creek - freshwater
[] QA Sample Type:

Sample ID No.: MSA-SW39C -060718
Sample Location: MSA-SW39C
Sampled By: J. Mullis
C.O.C. No.:

Type of Sample:
[x] Low Concentration
[] High Concentration

SAMPLING DATA:

		Color (Visual)	pH (S.U.)	S.C. (mS/cm)	Temp. (^{0}C)	Turbidity (NTU)	DO (mg/L)	Salinity (ppt)	ORP mV
Date:	6/7/2018								
Time:	0952								
Depth:	1 ft below water	**clear**	**7.17**	**2.10**	**23.32**	**9.3**	**6.9**	**1.2**	**227**
Method:	Grab								

SAMPLE COLLECTION INFORMATION:

Analysis	Preservative	Container Requirements	Collected
VOCs + TICs	HCL pH<2	3 - 40 mL glass vials	Yes
Dissolved metals + Hardness	HNO_3 pH<2	1 - 500 mL plastic filtered	Yes
Dissolved Hexavalent chromium	cr6 buffer	1 - 250 mL plastic filtered	Yes

OBSERVATIONS / NOTES:

Water depth 1.8 meters

MAP:

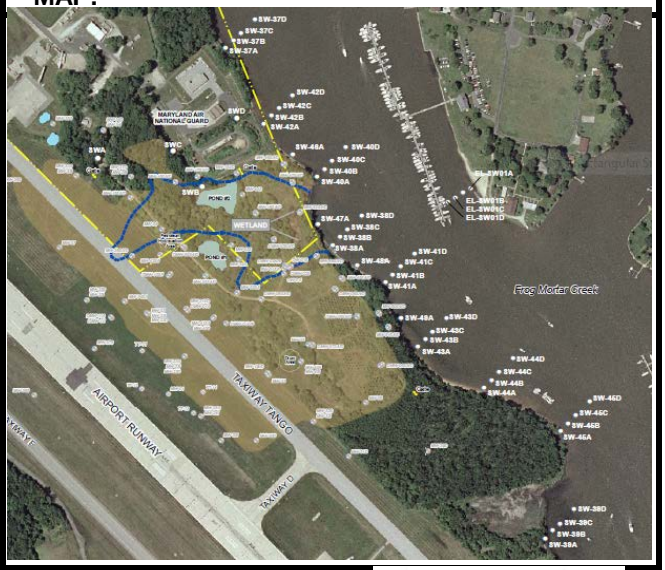

Circle if Applicable:

MS/MSD	Duplicate ID No.:

Signature(s):

Tetra Tech

SURFACE WATER SAMPLE LOG SHEET

Page___ of ___

Project Site Name: Frog Mortar Creek, Martin State Airport
Project No.: 112IC08424

[] Stream
[] Spring
[] Pond
[] Lake
[X] Other: Tidal creek - freshwater
[] QA Sample Type:

Sample ID No.: MSA-SW39D -060718
Sample Location: MSA-SW39D
Sampled By: J. Mullis
C.O.C. No.:

Type of Sample:
[x] Low Concentration
[] High Concentration

SAMPLING DATA:

		Color (Visual)	pH (S.U.)	S.C. (mS/cm)	Temp. (^{0}C)	Turbidity (NTU)	DO (mg/L)	Salinity (ppt)	ORP mV
Date:	6/7/2018								
Time:	0956								
Depth:	1 ft below water	**clear**	**7.07**	**2.1**	**23.3**	**10.3**	**6.92**	**1.2**	**228**
Method:	Grab								

SAMPLE COLLECTION INFORMATION:

Analysis	Preservative	Container Requirements	Collected
VOCs + TICs	HCL pH<2	3 - 40 mL glass vials	Yes
Dissolved metals + Hardness	HNO_3 pH<2	1 - 500 mL plastic filtered	Yes
Dissolved Hexavalent chromium	cr6 buffer	1 - 250 mL plastic filtered	Yes

OBSERVATIONS / NOTES:

Water depth 2.5 meters

MAP:

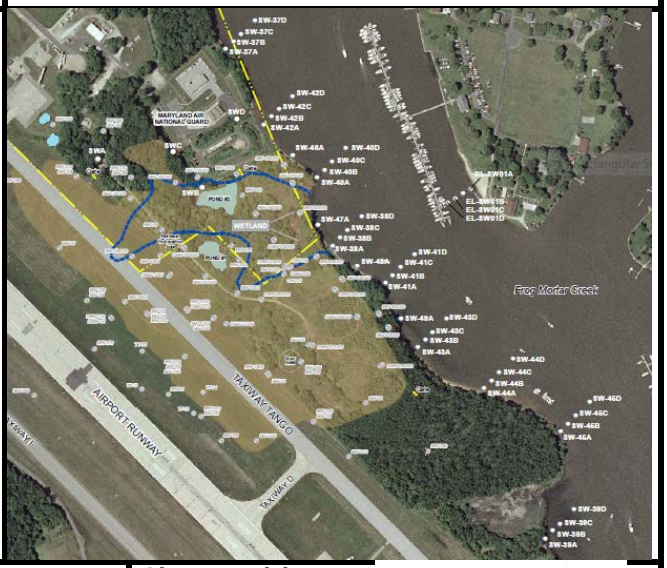

Circle if Applicable:

MS/MSD	Duplicate ID No.:

Signature(s):

Tetra Tech

SURFACE WATER SAMPLE LOG SHEET

Page___ of ___

Project Site Name: Frog Mortar Creek, Martin State Airport
Project No.: 112IC08424

[] Stream
[] Spring
[] Pond
[] Lake
[X] Other: Tidal creek - freshwater
[] QA Sample Type:

Sample ID No.: MSA-SW40A -060718
Sample Location: MSA-SW40A
Sampled By: J. Mullis
C.O.C. No.:

Type of Sample:
[x] Low Concentration
[] High Concentration

SAMPLING DATA:

		Color (Visual)	pH (S.U.)	S.C. (mS/cm)	Temp. (^{0}C)	Turbidity (NTU)	DO (mg/L)	Salinity (ppt)	ORP mV
Date:	6/7/2018								
Time:	1133								
Depth:	1 ft below water	**clear**	**7.06**	**2.09**	**23.98**	**11.50**	**6.27**	**1.3**	**217**
Method:	Grab								

SAMPLE COLLECTION INFORMATION:

Analysis	Preservative	Container Requirements	Collected
VOCs + TICs	HCL pH<2	3 - 40 mL glass vials	Yes
Dissolved metals + Hardness	HNO_3 pH<2	1 - 500 mL plastic filtered	Yes
Dissolved Hexavalent chromium	cr6 buffer	1 - 250 mL plastic filtered	Yes

OBSERVATIONS / NOTES:

Water depth 0.8 meters

MAP:

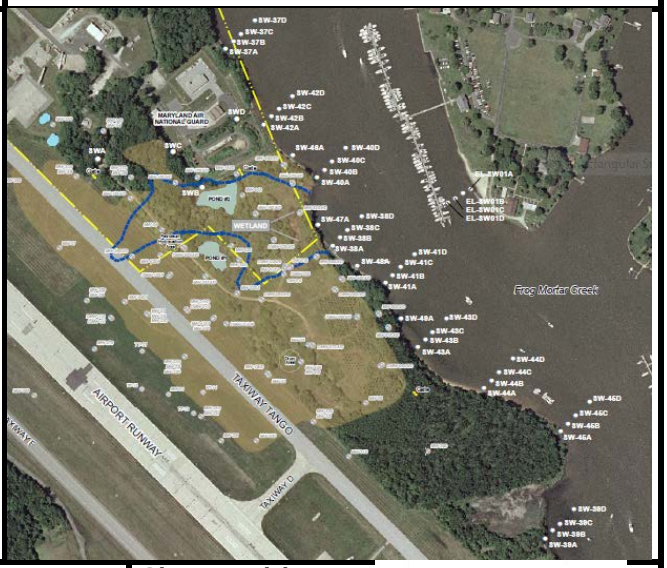

Circle if Applicable:

MS/MSD	Duplicate ID No.:

Signature(s):

Tetra Tech

SURFACE WATER SAMPLE LOG SHEET

Page___ of ___

Project Site Name: Frog Mortar Creek, Martin State Airport
Project No.: 112IC08424

[] Stream
[] Spring
[] Pond
[] Lake
[X] Other: Tidal creek - freshwater
[] QA Sample Type:

Sample ID No.: MSA-SW40B -060718
Sample Location: MSA-SW40B
Sampled By: J. Mullis
C.O.C. No.:

Type of Sample:
[x] Low Concentration
[] High Concentration

SAMPLING DATA:

		Color (Visual)	pH (S.U.)	S.C. (mS/cm)	Temp. (^{0}C)	Turbidity (NTU)	DO (mg/L)	Salinity (ppt)	ORP mV
Date:	6/7/2018								
Time:	1137								
Depth:	1 ft below water	**clear**	**7.08**	**2.12**	**24.00**	**9.90**	**6.67**	**1.3**	**212**
Method:	Grab								

SAMPLE COLLECTION INFORMATION:

Analysis	Preservative	Container Requirements	Collected
VOCs + TICs	HCL pH<2	3 - 40 mL glass vials	Yes
Dissolved metals + Hardness	HNO_3 pH<2	1 - 500 mL plastic filtered	Yes
Dissolved Hexavalent chromium	cr6 buffer	1 - 250 mL plastic filtered	Yes

OBSERVATIONS / NOTES:

Water depth 1.2 meters

MAP:

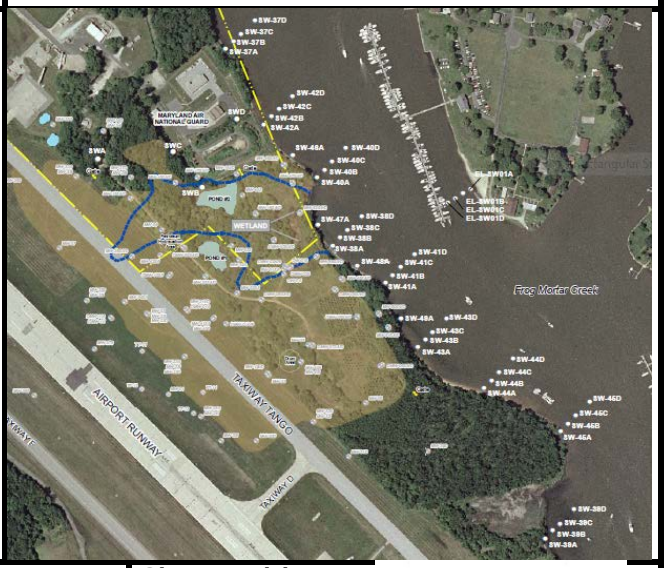

Circle if Applicable:

MS/MSD	Duplicate ID No.:

Signature(s):

Tetra Tech

SURFACE WATER SAMPLE LOG SHEET

Page___ of ___

Project Site Name: Frog Mortar Creek, Martin State Airport
Project No.: 112IC08424

[] Stream
[] Spring
[] Pond
[] Lake
[X] Other: Tidal creek - freshwater
[] QA Sample Type:

Sample ID No.: MSA-SW40C -060718
Sample Location: MSA-SW40C
Sampled By: J. Mullis
C.O.C. No.:

Type of Sample:
[x] Low Concentration
[] High Concentration

SAMPLING DATA:

		Color (Visual)	pH (S.U.)	S.C. (mS/cm)	Temp. (^{0}C)	Turbidity (NTU)	DO (mg/L)	Salinity (ppt)	ORP mV
Date:	6/7/2018								
Time:	1140								
Depth:	1 ft below water	**clear**	**7.10**	**2.12**	**23.95**	**10.80**	**6.54**	**1.3**	**215**
Method:	Grab								

SAMPLE COLLECTION INFORMATION:

Analysis	Preservative	Container Requirements	Collected
VOCs + TICs	HCL pH<2	3 - 40 mL glass vials	Yes
Dissolved metals + Hardness	HNO_3 pH<2	1 - 500 mL plastic filtered	Yes
Dissolved Hexavalent chromium	cr6 buffer	1 - 250 mL plastic filtered	Yes

OBSERVATIONS / NOTES:

Water depth 1.8 meters

MAP:

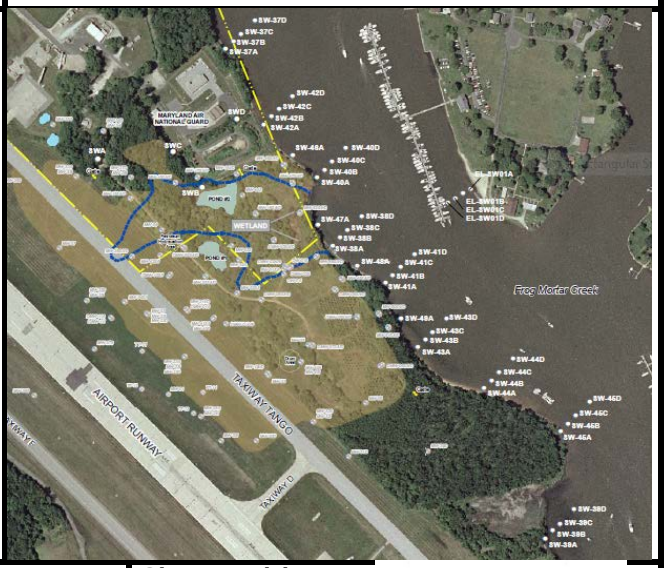

Circle if Applicable:

MS/MSD	Duplicate ID No.:

Signature(s):

Tetra Tech

SURFACE WATER SAMPLE LOG SHEET

Page___ of ___

Project Site Name: Frog Mortar Creek, Martin State Airport
Project No.: 112IC08424

[] Stream
[] Spring
[] Pond
[] Lake
[X] Other: Tidal creek - freshwater
[] QA Sample Type:

Sample ID No.: MSA-SW40D -060718
Sample Location: MSA-SW40D
Sampled By: J. Mullis
C.O.C. No.:

Type of Sample:
[x] Low Concentration
[] High Concentration

SAMPLING DATA:

		Color (Visual)	pH (S.U.)	S.C. (mS/cm)	Temp. (^{0}C)	Turbidity (NTU)	DO (mg/L)	Salinity (ppt)	ORP mV
Date:	6/7/2018								
Time:	1143								
Depth:	1 ft below water	**clear**	**7.14**	**2.12**	**23.91**	**10.80**	**6.70**	**1.3**	**214**
Method:	Grab								

SAMPLE COLLECTION INFORMATION:

Analysis	Preservative	Container Requirements	Collected
VOCs + TICs	HCL pH<2	3 - 40 mL glass vials	Yes
Dissolved metals + Hardness	HNO_3 pH<2	1 - 500 mL plastic filtered	Yes
Dissolved Hexavalent chromium	cr6 buffer	1 - 250 mL plastic filtered	Yes

OBSERVATIONS / NOTES:

Water depth 2.2 meters

MAP:

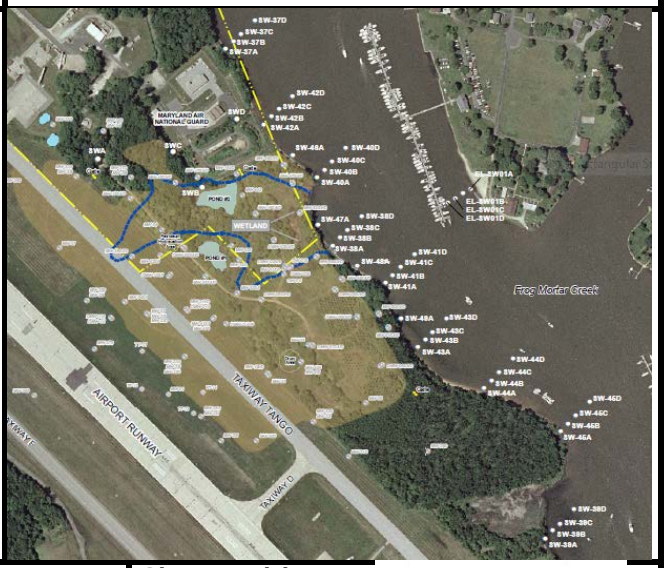

Circle if Applicable:

MS/MSD	Duplicate ID No.:

Signature(s):

Tetra Tech

SURFACE WATER SAMPLE LOG SHEET

Page___ of ___

Project Site Name: Frog Mortar Creek, Martin State Airport
Project No.: 112IC08424

[] Stream
[] Spring
[] Pond
[] Lake
[X] Other: Tidal creek - freshwater
[] QA Sample Type:

Sample ID No.: MSA-SW41A -060718
Sample Location: MSA-SW41A
Sampled By: J. Mullis
C.O.C. No.:

Type of Sample:
[x] Low Concentration
[] High Concentration

SAMPLING DATA:

		Color	pH	S.C.	Temp.	Turbidity	DO	Salinity	ORP
Date:	6/7/2018	(Visual)	(S.U.)	(mS/cm)	(^{0}C)	(NTU)	(mg/L)	(ppt)	mV
Time:	1053								
Depth:	1 ft below water	**clear**	**7.12**	**2.11**	**24.09**	**9.70**	**6.57**	**1.3**	**218**
Method:	Grab								

SAMPLE COLLECTION INFORMATION:

Analysis	Preservative	Container Requirements	Collected
VOCs + TICs	HCL pH<2	3 - 40 mL glass vials	Yes
Dissolved metals + Hardness	HNO_3 pH<2	1 - 500 mL plastic filtered	Yes
Dissolved Hexavalent chromium	cr6 buffer	1 - 250 mL plastic filtered	Yes

OBSERVATIONS / NOTES:

Water depth 0.9 meters

MAP:

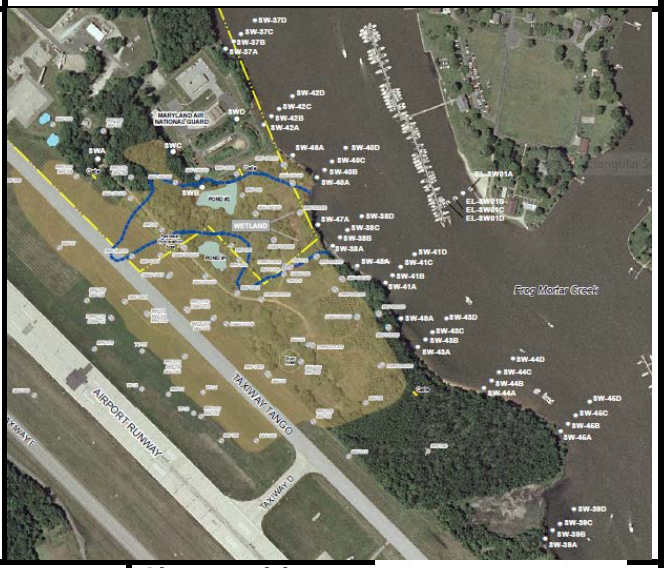

Circle if Applicable:

MS/MSD	Duplicate ID No.:

Signature(s):

Tetra Tech

SURFACE WATER SAMPLE LOG SHEET

Project Site Name: Frog Mortar Creek, Martin State Airport
Project No.: 112IC08424

[] Stream
[] Spring
[] Pond
[] Lake
[X] Other: Tidal creek - freshwater
[] QA Sample Type:

Sample ID No.: MSA-SW41B -060718
Sample Location: MSA-SW41B
Sampled By: J. Mullis
C.O.C. No.:

Type of Sample:
[x] Low Concentration
[] High Concentration

SAMPLING DATA:

		Color (Visual)	pH (S.U.)	S.C. (mS/cm)	Temp. (^{0}C)	Turbidity (NTU)	DO (mg/L)	Salinity (ppt)	ORP mV
Date:	6/7/2018								
Time:	1057								
Depth:	1 ft below water	**clear**	**7.13**	**2.11**	**23.99**	**9.50**	**6.51**	**1.3**	**218**
Method:	Grab								

SAMPLE COLLECTION INFORMATION:

Analysis	Preservative	Container Requirements	Collected
VOCs + TICs	HCL pH<2	3 - 40 mL glass vials	Yes
Dissolved metals + Hardness	HNO_3 pH<2	1 - 500 mL plastic filtered	Yes
Dissolved Hexavalent chromium	cr6 buffer	1 - 250 mL plastic filtered	Yes

OBSERVATIONS / NOTES:

Water depth 1.1 meters

MAP:

Circle if Applicable:

MS/MSD	Duplicate ID No.:

Signature(s):

Tetra Tech

SURFACE WATER SAMPLE LOG SHEET

Page___ of ___

Project Site Name: Frog Mortar Creek, Martin State Airport
Project No.: 112IC08424

[] Stream
[] Spring
[] Pond
[] Lake
[X] Other: Tidal creek - freshwater
[] QA Sample Type:

Sample ID No.: MSA-SW41C -060718
Sample Location: MSA-SW41C
Sampled By: J. Mullis
C.O.C. No.:

Type of Sample:
[x] Low Concentration
[] High Concentration

SAMPLING DATA:

		Color (Visual)	pH (S.U.)	S.C. (mS/cm)	Temp. (^{0}C)	Turbidity (NTU)	DO (mg/L)	Salinity (ppt)	ORP mV
Date:	6/7/2018								
Time:	1101								
Depth:	1 ft below water	clear	7.16	2.12	23.80	10.70	6.80	1.3	218
Method:	Grab								

SAMPLE COLLECTION INFORMATION:

Analysis	Preservative	Container Requirements	Collected
VOCs + TICs	HCL pH<2	3 - 40 mL glass vials	Yes
Dissolved metals + Hardness	HNO_3 pH<2	1 - 500 mL plastic filtered	Yes
Dissolved Hexavalent chromium	cr6 buffer	1 - 250 mL plastic filtered	Yes

OBSERVATIONS / NOTES:

Water depth 1.4 meters

MAP:

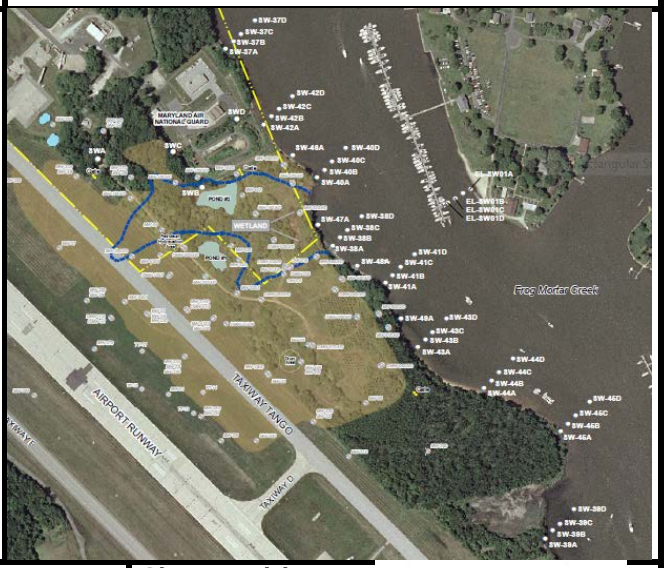

Circle if Applicable:

MS/MSD	Duplicate ID No.:

Signature(s):

Tetra Tech

SURFACE WATER SAMPLE LOG SHEET

Page___ of ___

Project Site Name: Frog Mortar Creek, Martin State Airport
Project No.: 112IC08424

[] Stream
[] Spring
[] Pond
[] Lake
[X] Other: Tidal creek - freshwater
[] QA Sample Type:

Sample ID No.: MSA-SW41D -060718
Sample Location: MSA-SW41D
Sampled By: J. Mullis
C.O.C. No.:

Type of Sample:
[x] Low Concentration
[] High Concentration

SAMPLING DATA:

		Color (Visual)	pH (S.U.)	S.C. (mS/cm)	Temp. (^{0}C)	Turbidity (NTU)	DO (mg/L)	Salinity (ppt)	ORP mV
Date:	6/7/2018								
Time:	1105								
Depth:	1 ft below water	clear	7.14	2.11	23.78	11.00	6.82	1.3	218
Method:	Grab								

SAMPLE COLLECTION INFORMATION:

Analysis	Preservative	Container Requirements	Collected
VOCs + TICs	HCL pH<2	3 - 40 mL glass vials	Yes
Dissolved metals + Hardness	HNO_3 pH<2	1 - 500 mL plastic filtered	Yes
Dissolved Hexavalent chromium	cr6 buffer	1 - 250 mL plastic filtered	Yes

OBSERVATIONS / NOTES:

Water depth 2.1 meters

MAP:

Circle if Applicable:

MS/MSD	Duplicate ID No.:

Signature(s):

Tetra Tech

SURFACE WATER SAMPLE LOG SHEET

Project Site Name: Frog Mortar Creek, Martin State Airport
Project No.: 112IC08424

[] Stream
[] Spring
[] Pond
[] Lake
[X] Other: Tidal creek - freshwater
[] QA Sample Type:

Sample ID No.: MSA-SW42A -060718
Sample Location: MSA-SW42A
Sampled By: J. Mullis
C.O.C. No.:

Type of Sample:
[x] Low Concentration
[] High Concentration

SAMPLING DATA:

		Color (Visual)	pH (S.U.)	S.C. (mS/cm)	Temp. (^{0}C)	Turbidity (NTU)	DO (mg/L)	Salinity (ppt)	ORP mV
Date:	6/7/2018								
Time:	1150								
Depth:	1 ft below water	**clear**	**6.99**	**2.07**	**24.02**	**9.70**	**6.16**	**1.3**	**211**
Method:	Grab								

SAMPLE COLLECTION INFORMATION:

Analysis	Preservative	Container Requirements	Collected
VOCs + TICs	HCL pH<2	3 - 40 mL glass vials	Yes
Dissolved metals + Hardness	HNO_3 pH<2	1 - 500 mL plastic filtered	Yes
Dissolved Hexavalent chromium	cr6 buffer	1 - 250 mL plastic filtered	Yes

OBSERVATIONS / NOTES:

Water depth 1 meters

MAP:

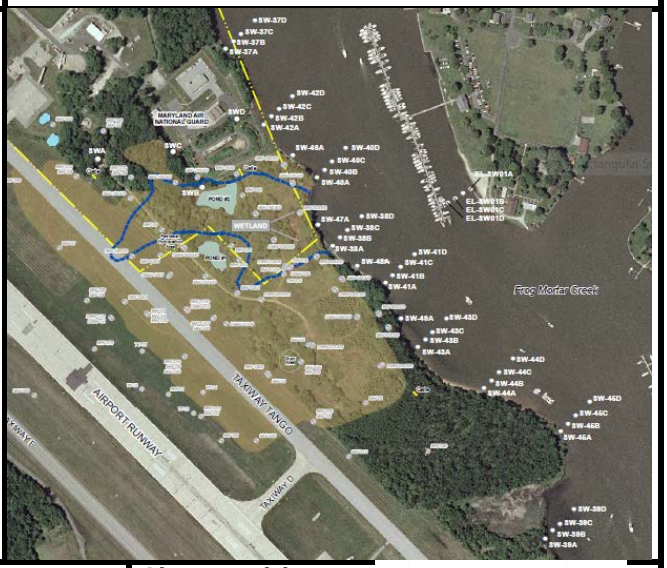

Circle if Applicable:

MS/MSD	Duplicate ID No.:

Signature(s):

Tetra Tech

SURFACE WATER SAMPLE LOG SHEET

Page___ of ___

Project Site Name: Frog Mortar Creek, Martin State Airport
Project No.: 112IC08424

[] Stream
[] Spring
[] Pond
[] Lake
[X] Other: Tidal creek - freshwater
[] QA Sample Type:

Sample ID No.: MSA-SW42B -060718
Sample Location: MSA-SW42B
Sampled By: J. Mullis
C.O.C. No.:

Type of Sample:
[x] Low Concentration
[] High Concentration

SAMPLING DATA:

		Color (Visual)	pH (S.U.)	S.C. (mS/cm)	Temp. (^{0}C)	Turbidity (NTU)	DO (mg/L)	Salinity (ppt)	ORP mV
Date:	6/7/2018								
Time:	1154								
Depth:	1 ft below water	clear	6.98	2.08	23.78	9.20	5.68	1.3	212
Method:	Grab								

SAMPLE COLLECTION INFORMATION:

Analysis	Preservative	Container Requirements	Collected
VOCs + TICs	HCL pH<2	3 - 40 mL glass vials	Yes
Dissolved metals + Hardness	HNO_3 pH<2	1 - 500 mL plastic filtered	Yes
Dissolved Hexavalent chromium	cr6 buffer	1 - 250 mL plastic filtered	Yes

OBSERVATIONS / NOTES:

Water depth 1.4 meters

MAP:

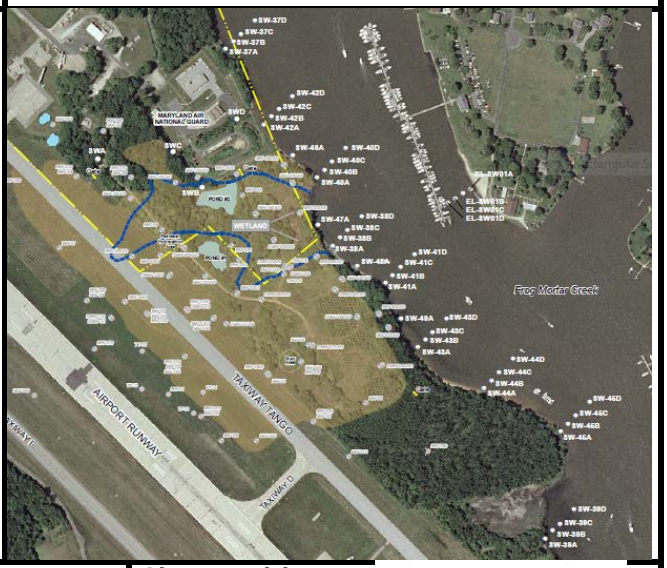

Circle if Applicable:

MS/MSD	Duplicate ID No.:

Signature(s):

Tetra Tech

SURFACE WATER SAMPLE LOG SHEET

Page___ of ___

Project Site Name: Frog Mortar Creek, Martin State Airport
Project No.: 112IC08424

[] Stream
[] Spring
[] Pond
[] Lake
[X] Other: Tidal creek - freshwater
[] QA Sample Type:

Sample ID No.: MSA-SW42C -060718
Sample Location: MSA-SW42C
Sampled By: J. Mullis
C.O.C. No.:

Type of Sample:
[x] Low Concentration
[] High Concentration

SAMPLING DATA:

		Color (Visual)	pH (S.U.)	S.C. (mS/cm)	Temp. (^{0}C)	Turbidity (NTU)	DO (mg/L)	Salinity (ppt)	ORP mV
Date:	6/7/2018								
Time:	1200								
Depth:	1 ft below water	**clear**	**7.00**	**2.10**	**23.92**	**10.20**	**6.21**	**1.3**	**214**
Method:	Grab								

SAMPLE COLLECTION INFORMATION:

Analysis	Preservative	Container Requirements	Collected
VOCs + TICs	HCL pH<2	3 - 40 mL glass vials	Yes
Dissolved metals + Hardness	HNO_3 pH<2	1 - 500 mL plastic filtered	Yes
Dissolved Hexavalent chromium	cr6 buffer	1 - 250 mL plastic filtered	Yes

OBSERVATIONS / NOTES:

Water depth 2.0 meters

MAP:

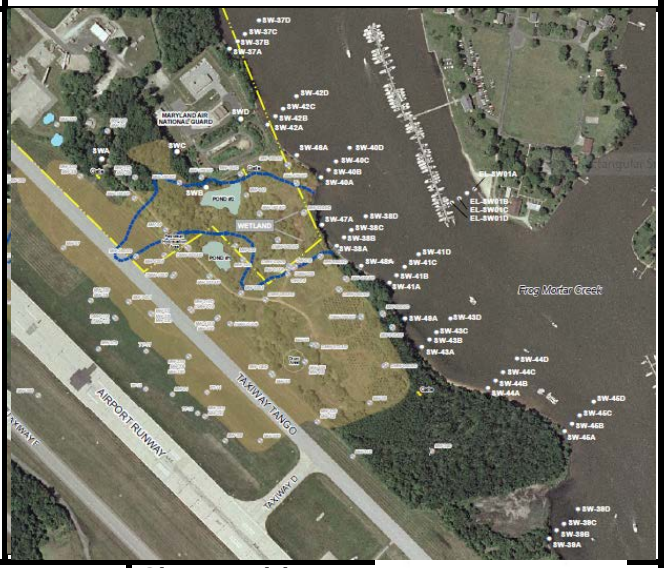

Circle if Applicable:

MS/MSD	Duplicate ID No.:

Signature(s):

Tetra Tech

SURFACE WATER SAMPLE LOG SHEET

Page___ of ___

Project Site Name: Frog Mortar Creek, Martin State Airport
Project No.: 112IC08424

[] Stream
[] Spring
[] Pond
[] Lake
[X] Other: Tidal creek - freshwater
[] QA Sample Type:

Sample ID No.: MSA-SW42D -060718
Sample Location: MSA-SW42D
Sampled By: J. Mullis
C.O.C. No.:

Type of Sample:
[x] Low Concentration
[] High Concentration

SAMPLING DATA:

		Color (Visual)	pH (S.U.)	S.C. (mS/cm)	Temp. (^{0}C)	Turbidity (NTU)	DO (mg/L)	Salinity (ppt)	ORP mV
Date:	6/7/2018								
Time:	1204								
Depth:	1 ft below water	**clear**	**7.02**	**2.10**	**23.89**	**10.30**	**6.40**	**1.3**	**215**
Method:	Grab								

SAMPLE COLLECTION INFORMATION:

Analysis	Preservative	Container Requirements	Collected
VOCs + TICs	HCL pH<2	3 - 40 mL glass vials	Yes
Dissolved metals + Hardness	HNO_3 pH<2	1 - 500 mL plastic filtered	Yes
Dissolved Hexavalent chromium	cr6 buffer	1 - 250 mL plastic filtered	Yes

OBSERVATIONS / NOTES:

Water depth 2 meters

MAP:

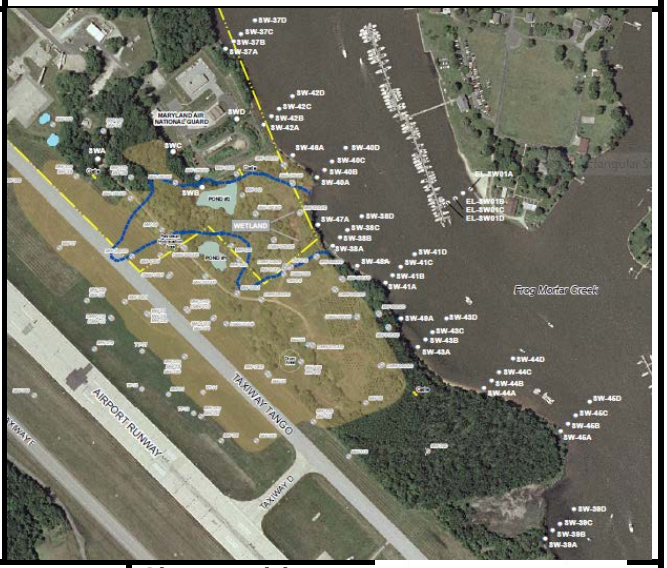

Circle if Applicable:

MS/MSD	Duplicate ID No.:

Signature(s):

Tetra Tech

SURFACE WATER SAMPLE LOG SHEET

Page___ of ___

Project Site Name: Frog Mortar Creek, Martin State Airport
Project No.: 112IC08424

[] Stream
[] Spring
[] Pond
[] Lake
[X] Other: Tidal creek - freshwater
[] QA Sample Type:

Sample ID No.: MSA-SW43A -060718
Sample Location: MSA-SW43A
Sampled By: J. Mullis
C.O.C. No.:

Type of Sample:
[x] Low Concentration
[] High Concentration

SAMPLING DATA:

		Color (Visual)	pH (S.U.)	S.C. (mS/cm)	Temp. (^{0}C)	Turbidity (NTU)	DO (mg/L)	Salinity (ppt)	ORP mV
Date:	6/7/2018								
Time:	1035								
Depth:	1 ft below water	clear	7.16	2.10	23.99	9.60	6.61	1.2	217
Method:	Grab								

SAMPLE COLLECTION INFORMATION:

Analysis	Preservative	Container Requirements	Collected
VOCs + TICs	HCL pH<2	3 - 40 mL glass vials	Yes
Dissolved metals + Hardness	HNO_3 pH<2	1 - 500 mL plastic filtered	Yes
Dissolved Hexavalent chromium	cr6 buffer	1 - 250 mL plastic filtered	Yes

OBSERVATIONS / NOTES:

Water depth 1.3 meters

MAP:

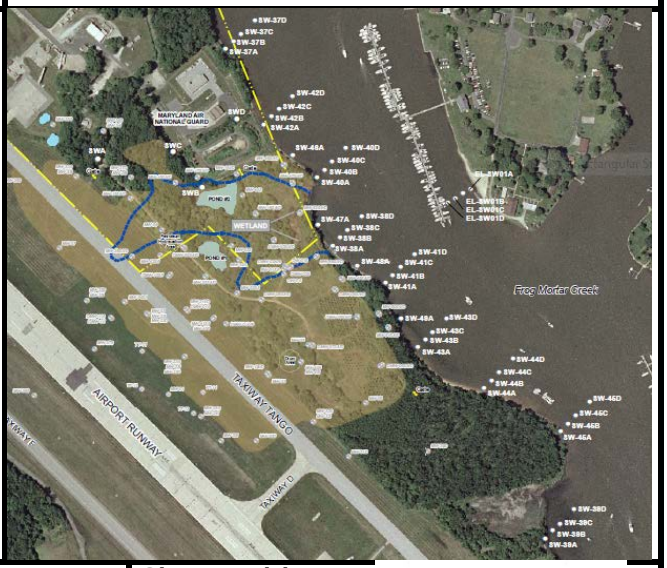

Circle if Applicable:

MS/MSD	Duplicate ID No.:

Signature(s):

Tetra Tech

SURFACE WATER SAMPLE LOG SHEET

Page___ of ___

Project Site Name: Frog Mortar Creek, Martin State Airport
Project No.: 112IC08424

[] Stream
[] Spring
[] Pond
[] Lake
[X] Other: Tidal creek - freshwater
[] QA Sample Type:

Sample ID No.: MSA-SW43B -060718
Sample Location: MSA-SW43B
Sampled By: J. Mullis
C.O.C. No.:

Type of Sample:
[x] Low Concentration
[] High Concentration

SAMPLING DATA:

		Color (Visual)	pH (S.U.)	S.C. (mS/cm)	Temp. (^{0}C)	Turbidity (NTU)	DO (mg/L)	Salinity (ppt)	ORP mV
Date:	6/7/2018								
Time:	1038								
Depth:	1 ft below water	clear	7.13	2.10	23.83	10.20	6.93	1.2	218
Method:	Grab								

SAMPLE COLLECTION INFORMATION:

Analysis	Preservative	Container Requirements	Collected
VOCs + TICs	HCL pH<2	3 - 40 mL glass vials	Yes
Dissolved metals + Hardness	HNO_3 pH<2	1 - 500 mL plastic filtered	Yes
Dissolved Hexavalent chromium	cr6 buffer	1 - 250 mL plastic filtered	Yes

OBSERVATIONS / NOTES:

Water depth 1.7 meters

MAP:

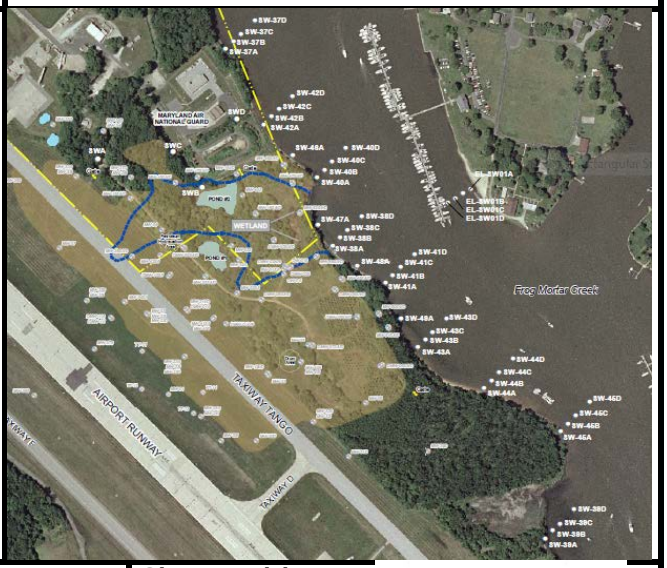

Circle if Applicable:

MS/MSD	Duplicate ID No.:

Signature(s):

Tetra Tech

SURFACE WATER SAMPLE LOG SHEET

Page___ of ___

Project Site Name: Frog Mortar Creek, Martin State Airport
Project No.: 112IC08424

[] Stream
[] Spring
[] Pond
[] Lake
[X] Other: Tidal creek - freshwater
[] QA Sample Type:

Sample ID No.: MSA-SW43C -060718
Sample Location: MSA-SW43C
Sampled By: J. Mullis
C.O.C. No.:

Type of Sample:
[x] Low Concentration
[] High Concentration

SAMPLING DATA:

		Color (Visual)	pH (S.U.)	S.C. (mS/cm)	Temp. (^{0}C)	Turbidity (NTU)	DO (mg/L)	Salinity (ppt)	ORP mV
Date:	6/7/2018								
Time:	1041								
Depth:	1 ft below water	**clear**	**7.15**	**2.10**	**23.77**	**11.00**	**6.84**	**1.2**	**218**
Method:	Grab								

SAMPLE COLLECTION INFORMATION:

Analysis	Preservative	Container Requirements	Collected
VOCs + TICs	HCL pH<2	3 - 40 mL glass vials	Yes
Dissolved metals + Hardness	HNO_3 pH<2	1 - 500 mL plastic filtered	Yes
Dissolved Hexavalent chromium	cr6 buffer	1 - 250 mL plastic filtered	Yes

OBSERVATIONS / NOTES:

Water depth 2.1 meters

MAP:

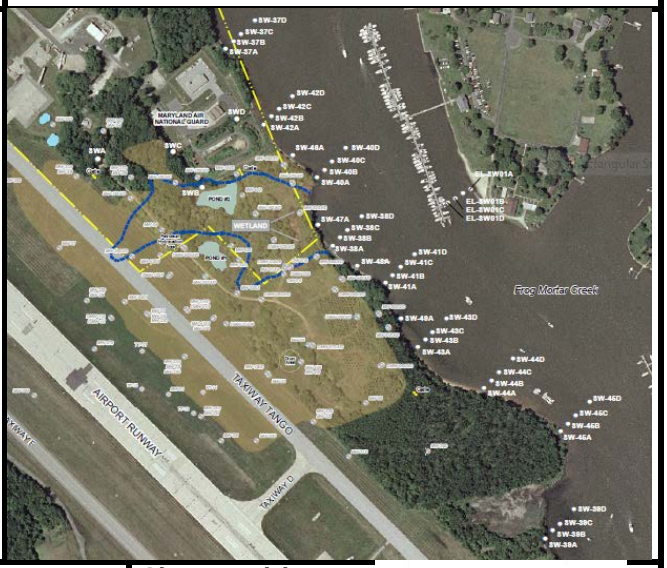

Circle if Applicable:

MS/MSD	Duplicate ID No.:

Signature(s):

Tetra Tech

SURFACE WATER SAMPLE LOG SHEET

Page___ of ___

Project Site Name: Frog Mortar Creek, Martin State Airport
Project No.: 112IC08424

[] Stream
[] Spring
[] Pond
[] Lake
[X] Other: Tidal creek - freshwater
[] QA Sample Type:

Sample ID No.: MSA-SW43D -060718
Sample Location: MSA-SW43D
Sampled By: J. Mullis
C.O.C. No.:

Type of Sample:
[x] Low Concentration
[] High Concentration

SAMPLING DATA:

		Color (Visual)	pH (S.U.)	S.C. (mS/cm)	Temp. (^{0}C)	Turbidity (NTU)	DO (mg/L)	Salinity (ppt)	ORP mV
Date:	6/7/2018								
Time:	1044								
Depth:	1 ft below water	**clear**	**7.17**	**2.10**	**23.70**	**10.70**	**6.73**	**1.2**	**216**
Method:	Grab								

SAMPLE COLLECTION INFORMATION:

Analysis	Preservative	Container Requirements	Collected
VOCs + TICs	HCL pH<2	3 - 40 mL glass vials	Yes
Dissolved metals + Hardness	HNO_3 pH<2	1 - 500 mL plastic filtered	Yes
Dissolved Hexavalent chromium	cr6 buffer	1 - 250 mL plastic filtered	Yes

OBSERVATIONS / NOTES:

Water depth 2.2 meters

MAP:

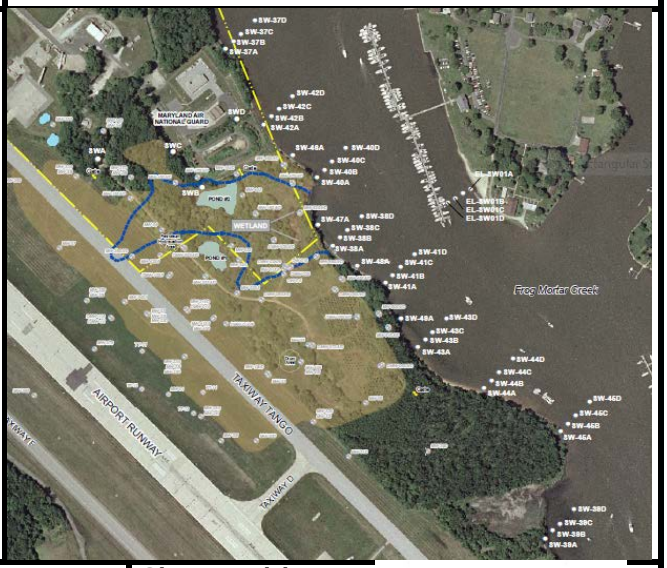

Circle if Applicable:

MS/MSD	Duplicate ID No.:

Signature(s):

Tetra Tech

SURFACE WATER SAMPLE LOG SHEET

Project Site Name: Frog Mortar Creek, Martin State Airport
Project No.: 112IC08424

[] Stream
[] Spring
[] Pond
[] Lake
[X] Other: Tidal creek - freshwater
[] QA Sample Type:

Sample ID No.: MSA-SW44A -060718
Sample Location: MSA-SW44A
Sampled By: J. Mullis
C.O.C. No.:

Type of Sample:
[x] Low Concentration
[] High Concentration

SAMPLING DATA:

		Color (Visual)	pH (S.U.)	S.C. (mS/cm)	Temp. (^{0}C)	Turbidity (NTU)	DO (mg/L)	Salinity (ppt)	ORP mV
Date:	6/7/2018								
Time:	1019								
Depth:	1 ft below water	**clear**	**7.37**	**2.10**	**23.57**	**11.00**	**6.83**	**1.2**	**215**
Method:	Grab								

SAMPLE COLLECTION INFORMATION:

Analysis	Preservative	Container Requirements	Collected
VOCs + TICs	HCL pH<2	3 - 40 mL glass vials	Yes
Dissolved metals + Hardness	HNO_3 pH<2	1 - 500 mL plastic filtered	Yes
Dissolved Hexavalent chromium	cr6 buffer	1 - 250 mL plastic filtered	Yes

OBSERVATIONS / NOTES:

Water depth 0.7 meters

MAP:

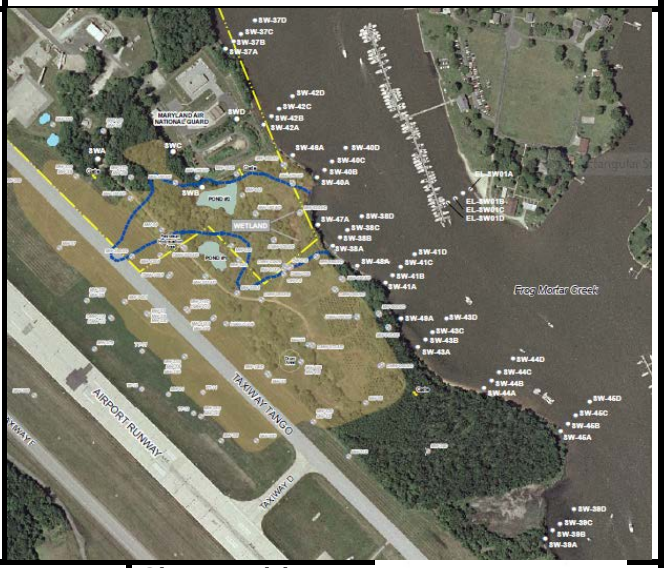

Circle if Applicable:

MS/MSD	Duplicate ID No.:

Signature(s):

Tetra Tech

SURFACE WATER SAMPLE LOG SHEET

Page___ of ___

Project Site Name: Frog Mortar Creek, Martin State Airport
Project No.: 112IC08424

[] Stream
[] Spring
[] Pond
[] Lake
[X] Other: Tidal creek - freshwater
[] QA Sample Type:

Sample ID No.: MSA-SW44B -060718
Sample Location: MSA-SW44B
Sampled By: J. Mullis
C.O.C. No.:

Type of Sample:
[x] Low Concentration
[] High Concentration

SAMPLING DATA:

		Color (Visual)	pH (S.U.)	S.C. (mS/cm)	Temp. (^{0}C)	Turbidity (NTU)	DO (mg/L)	Salinity (ppt)	ORP mV
Date:	6/7/2018								
Time:	1022								
Depth:	1 ft below water	**clear**	**7.30**	**2.10**	**23.49**	**11.00**	**7.63**	**1.2**	**217**
Method:	Grab								

SAMPLE COLLECTION INFORMATION:

Analysis	Preservative	Container Requirements	Collected
VOCs + TICs	HCL pH<2	3 - 40 mL glass vials	Yes
Dissolved metals + Hardness	HNO_3 pH<2	1 - 500 mL plastic filtered	Yes
Dissolved Hexavalent chromium	cr6 buffer	1 - 250 mL plastic filtered	Yes

OBSERVATIONS / NOTES:

Water depth 1.3 meters

MAP:

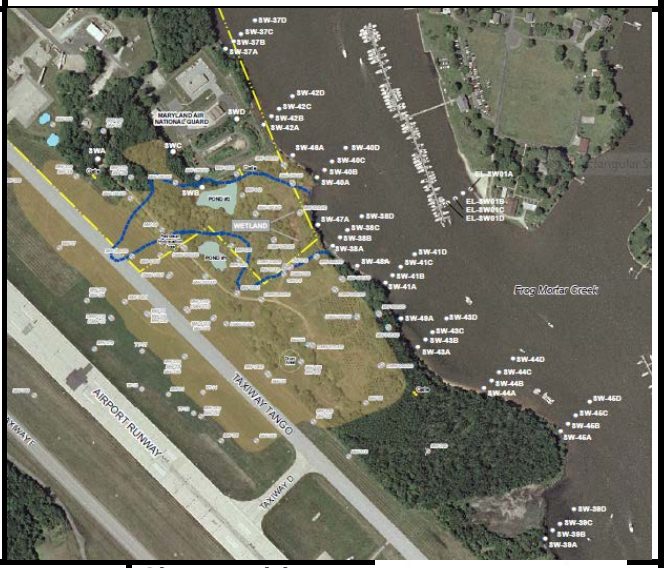

Circle if Applicable:

MS/MSD	Duplicate ID No.:

Signature(s):

Tetra Tech

SURFACE WATER SAMPLE LOG SHEET

Page___ of ___

Project Site Name: Frog Mortar Creek, Martin State Airport
Project No.: 112IC08424

[] Stream
[] Spring
[] Pond
[] Lake
[X] Other: Tidal creek - freshwater
[] QA Sample Type:

Sample ID No.: MSA-SW44C -060718
Sample Location: MSA-SW44C
Sampled By: J. Mullis
C.O.C. No.:

Type of Sample:
[x] Low Concentration
[] High Concentration

SAMPLING DATA:

		Color (Visual)	pH (S.U.)	S.C. (mS/cm)	Temp. (^{0}C)	Turbidity (NTU)	DO (mg/L)	Salinity (ppt)	ORP mV
Date:	6/7/2018								
Time:	1026								
Depth:	1 ft below water	clear	7.39	2.10	23.46	11.30	7.97	1.2	216
Method:	Grab								

SAMPLE COLLECTION INFORMATION:

Analysis	Preservative	Container Requirements	Collected
VOCs + TICs	HCL pH<2	3 - 40 mL glass vials	Yes
Dissolved metals + Hardness	HNO_3 pH<2	1 - 500 mL plastic filtered	Yes
Dissolved Hexavalent chromium	cr6 buffer	1 - 250 mL plastic filtered	Yes

OBSERVATIONS / NOTES:

Water depth 1.6 meters

MAP:

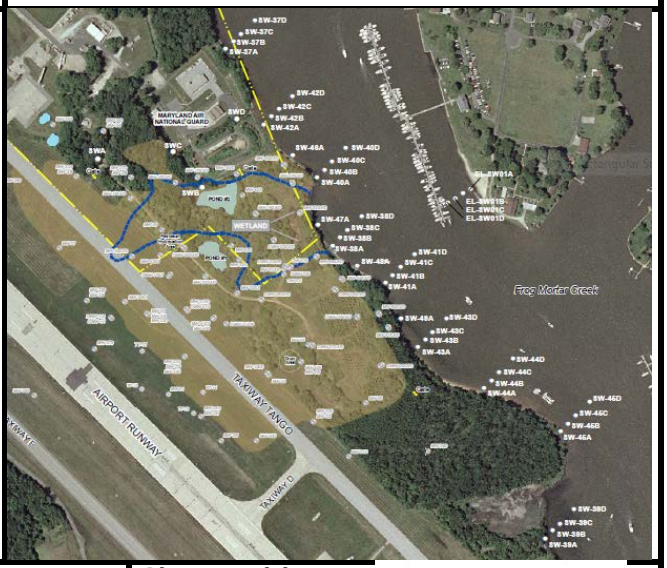

Circle if Applicable:

MS/MSD	Duplicate ID No.:

Signature(s):

Tetra Tech

SURFACE WATER SAMPLE LOG SHEET

Page___ of ___

Project Site Name: Frog Mortar Creek, Martin State Airport
Project No.: 112IC08424

[] Stream
[] Spring
[] Pond
[] Lake
[X] Other: Tidal creek - freshwater
[] QA Sample Type:

Sample ID No.: MSA-SW44D -060718
Sample Location: MSA-SW44D
Sampled By: J. Mullis
C.O.C. No.:

Type of Sample:
[x] Low Concentration
[] High Concentration

SAMPLING DATA:

		Color (Visual)	pH (S.U.)	S.C. (mS/cm)	Temp. (^{0}C)	Turbidity (NTU)	DO (mg/L)	Salinity (ppt)	ORP mV
Date:	6/7/2018								
Time:	1029								
Depth:	1 ft below water	clear	7.31	2.10	23.40	11.00	7.35	1.2	215
Method:	Grab								

SAMPLE COLLECTION INFORMATION:

Analysis	Preservative	Container Requirements	Collected
VOCs + TICs	HCL pH<2	3 - 40 mL glass vials	Yes
Dissolved metals + Hardness	HNO_3 pH<2	1 - 500 mL plastic filtered	Yes
Dissolved Hexavalent chromium	cr6 buffer	1 - 250 mL plastic filtered	Yes

OBSERVATIONS / NOTES:

Water depth 2.2 meters

MAP:

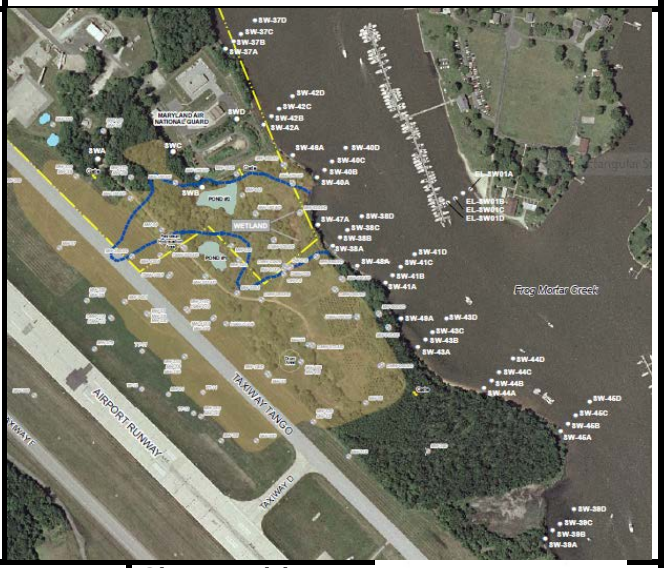

Circle if Applicable:

MS/MSD	Duplicate ID No.:

Signature(s):

Tetra Tech

SURFACE WATER SAMPLE LOG SHEET

Page___ of ___

Project Site Name: Frog Mortar Creek, Martin State Airport
Project No.: 112IC08424

[] Stream
[] Spring
[] Pond
[] Lake
[X] Other: Tidal creek - freshwater
[] QA Sample Type:

Sample ID No.: MSA-SW45A -060718
Sample Location: MSA-SW45A
Sampled By: J. Mullis
C.O.C. No.:

Type of Sample:
[x] Low Concentration
[] High Concentration

SAMPLING DATA:

		Color (Visual)	pH (S.U.)	S.C. (mS/cm)	Temp. (^{0}C)	Turbidity (NTU)	DO (mg/L)	Salinity (ppt)	ORP mV
Date:	6/7/2018								
Time:	1002								
Depth:	1 ft below water	**clear**	**7.39**	**2.10**	**23.25**	**14.60**	**7.79**	**1.2**	**221**
Method:	Grab								

SAMPLE COLLECTION INFORMATION:

Analysis	Preservative	Container Requirements	Collected
VOCs + TICs	HCL pH<2	3 - 40 mL glass vials	Yes
Dissolved metals + Hardness	HNO_3 pH<2	1 - 500 mL plastic filtered	Yes
Dissolved Hexavalent chromium	cr6 buffer	1 - 250 mL plastic filtered	Yes

OBSERVATIONS / NOTES:

Water depth 0.8 meters

MAP:

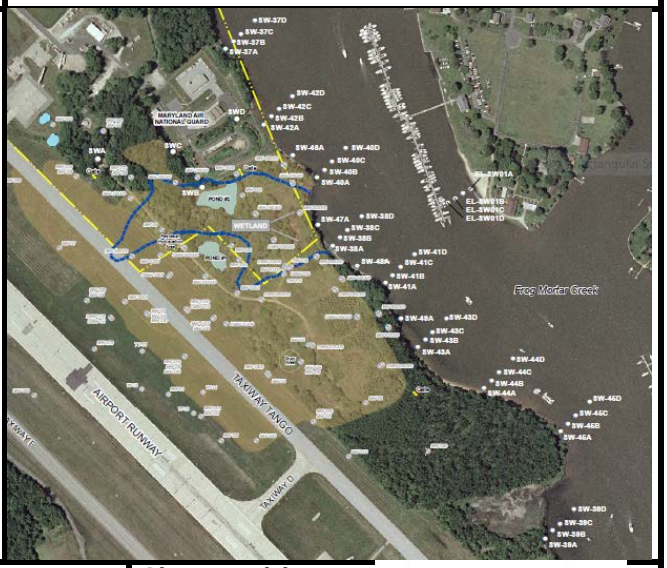

Circle if Applicable:

MS/MSD	Duplicate ID No.:

Signature(s):

Tetra Tech

SURFACE WATER SAMPLE LOG SHEET

Project Site Name: Frog Mortar Creek, Martin State Airport
Project No.: 112IC08424

[] Stream
[] Spring
[] Pond
[] Lake
[X] Other: Tidal creek - freshwater
[] QA Sample Type:

Sample ID No.: MSA-SW45B -060718
Sample Location: MSA-SW45B
Sampled By: J. Mullis
C.O.C. No.:

Type of Sample:
[x] Low Concentration
[] High Concentration

SAMPLING DATA:

		Color (Visual)	pH (S.U.)	S.C. (mS/cm)	Temp. (^{0}C)	Turbidity (NTU)	DO (mg/L)	Salinity (ppt)	ORP mV
Date:	6/7/2018								
Time:	1006								
Depth:	1 ft below water	**clear**	**7.34**	**2.10**	**23.35**	**10.70**	**7.26**	**1.2**	**216**
Method:	Grab								

SAMPLE COLLECTION INFORMATION:

Analysis	Preservative	Container Requirements	Collected
VOCs + TICs	HCL pH<2	3 - 40 mL glass vials	Yes
Dissolved metals + Hardness	HNO_3 pH<2	1 - 500 mL plastic filtered	Yes
Dissolved Hexavalent chromium	cr6 buffer	1 - 250 mL plastic filtered	Yes

OBSERVATIONS / NOTES:

Water depth 1.3 meters

MAP:

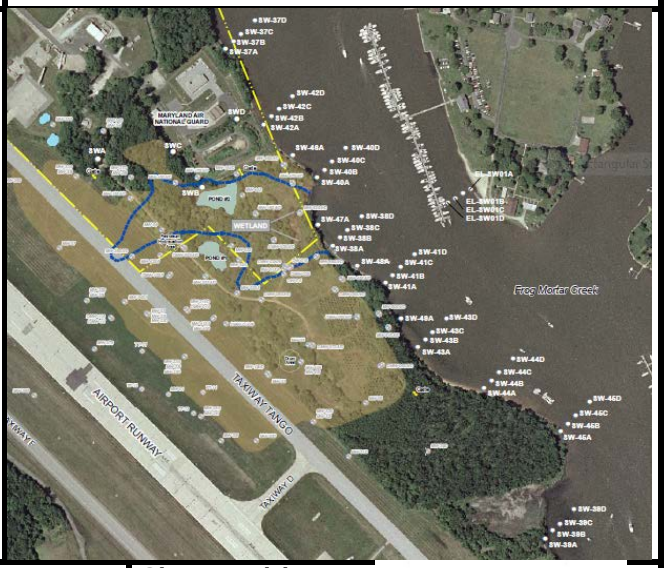

Circle if Applicable:

MS/MSD	Duplicate ID No.:

Signature(s):

Tetra Tech

SURFACE WATER SAMPLE LOG SHEET

Page___ of ___

Project Site Name: Frog Mortar Creek, Martin State Airport
Project No.: 112IC08424

[] Stream
[] Spring
[] Pond
[] Lake
[X] Other: Tidal creek - freshwater
[] QA Sample Type:

Sample ID No.: MSA-SW45C -060718
Sample Location: MSA-SW45C
Sampled By: J. Mullis
C.O.C. No.:

Type of Sample:
[x] Low Concentration
[] High Concentration

SAMPLING DATA:

		Color (Visual)	pH (S.U.)	S.C. (mS/cm)	Temp. (^{0}C)	Turbidity (NTU)	DO (mg/L)	Salinity (ppt)	ORP mV
Date:	6/7/2018								
Time:	1010								
Depth:	1 ft below water	clear	7.11	2.10	23.31	10.60	6.83	1.2	221
Method:	Grab								

SAMPLE COLLECTION INFORMATION:

Analysis	Preservative	Container Requirements	Collected
VOCs + TICs	HCL pH<2	3 - 40 mL glass vials	Yes
Dissolved metals + Hardness	HNO_3 pH<2	1 - 500 mL plastic filtered	Yes
Dissolved Hexavalent chromium	cr6 buffer	1 - 250 mL plastic filtered	Yes

OBSERVATIONS / NOTES:

Water depth 2.1 meters

MAP:

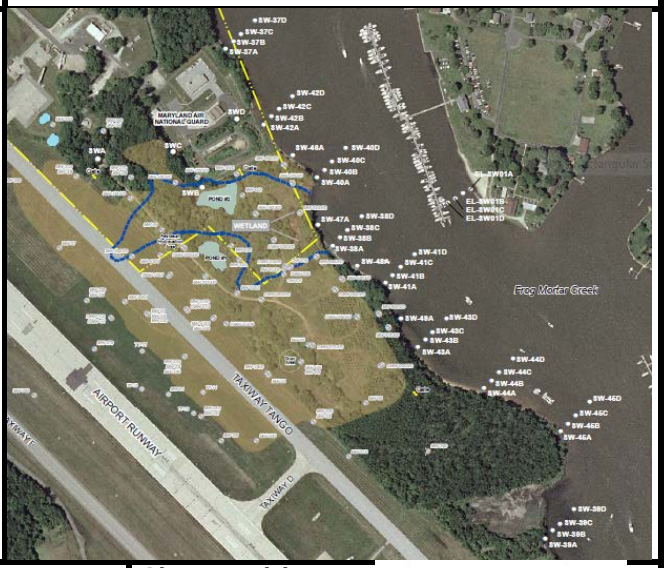

Circle if Applicable:

MS/MSD	Duplicate ID No.:

Signature(s):

Tetra Tech

SURFACE WATER SAMPLE LOG SHEET

Page___ of ___

Project Site Name: Frog Mortar Creek, Martin State Airport
Project No.: 112IC08424

[] Stream
[] Spring
[] Pond
[] Lake
[X] Other: Tidal creek - freshwater
[] QA Sample Type:

Sample ID No.: MSA-SW45D -060718
Sample Location: MSA-SW45D
Sampled By: J. Mullis
C.O.C. No.:

Type of Sample:
[x] Low Concentration
[] High Concentration

SAMPLING DATA:

		Color (Visual)	pH (S.U.)	S.C. (mS/cm)	Temp. (^{0}C)	Turbidity (NTU)	DO (mg/L)	Salinity (ppt)	ORP mV
Date:	6/7/2018								
Time:	1013								
Depth:	1 ft below water	**clear**	**7.08**	**2.10**	**23.36**	**9.70**	**6.90**	**1.2**	**218**
Method:	Grab								

SAMPLE COLLECTION INFORMATION:

Analysis	Preservative	Container Requirements	Collected
VOCs + TICs	HCL pH<2	3 - 40 mL glass vials	Yes
Dissolved metals + Hardness	HNO_3 pH<2	1 - 500 mL plastic filtered	Yes
Dissolved Hexavalent chromium	cr6 buffer	1 - 250 mL plastic filtered	Yes

OBSERVATIONS / NOTES:

Water depth 2.7 meters

MAP:

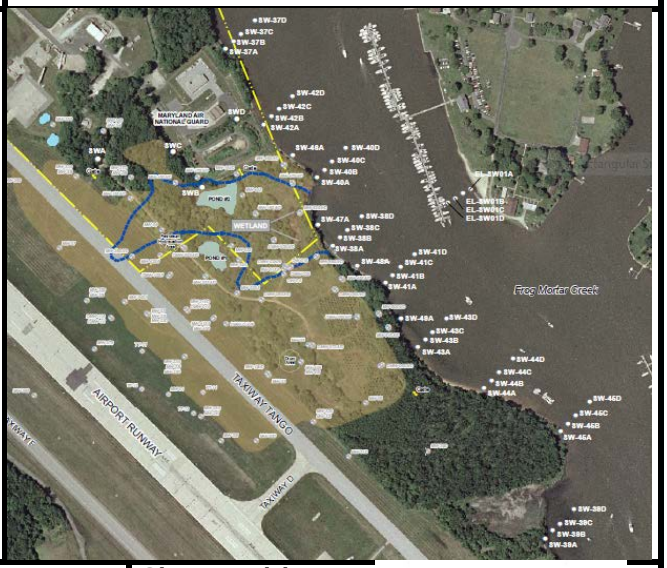

Circle if Applicable:

MS/MSD	Duplicate ID No.:

Signature(s):

Tetra Tech

SURFACE WATER SAMPLE LOG SHEET

Page___ of ___

Project Site Name: Frog Mortar Creek, Martin State Airport
Project No.: 112IC08424

[] Stream
[] Spring
[] Pond
[] Lake
[X] Other: Tidal creek - freshwater
[] QA Sample Type:

Sample ID No.: MSA-SW46A -060718
Sample Location: MSA-SW46A
Sampled By: J. Mullis
C.O.C. No.:

Type of Sample:
[x] Low Concentration
[] High Concentration

SAMPLING DATA:

		Color	pH	S.C.	Temp.	Turbidity	DO	Salinity	ORP
Date:	6/7/2018	(Visual)	(S.U.)	(mS/cm)	(^{0}C)	(NTU)	(mg/L)	(ppt)	mV
Time:	1147								
Depth:	1 ft below water	clear	7.03	2.10	24.02	9.60	7.63	1.3	207
Method:	Grab								

SAMPLE COLLECTION INFORMATION:

Analysis	Preservative	Container Requirements	Collected
VOCs	HCL pH<2	3 - 40 mL glass vials	Yes

OBSERVATIONS / NOTES:

Water depth 1 meters

MAP:

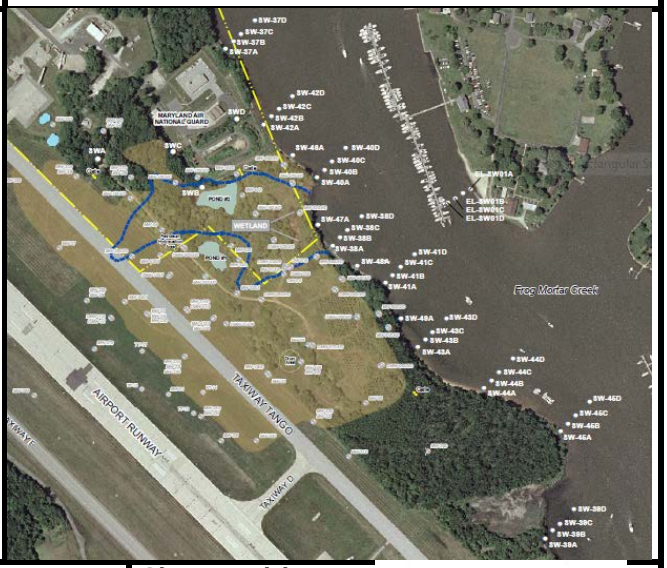

Circle if Applicable:

MS/MSD	Duplicate ID No.:

Signature(s):

Tetra Tech

SURFACE WATER SAMPLE LOG SHEET

Page___ of ___

Project Site Name: Frog Mortar Creek, Martin State Airport
Project No.: 112IC08424

[] Stream
[] Spring
[] Pond
[] Lake
[X] Other: Tidal creek - freshwater
[] QA Sample Type:

Sample ID No.: MSA-SW47A -060718
Sample Location: MSA-SW47A
Sampled By: J. Mullis
C.O.C. No.:

Type of Sample:
[x] Low Concentration
[] High Concentration

SAMPLING DATA:

		Color (Visual)	pH (S.U.)	S.C. (mS/cm)	Temp. (^{0}C)	Turbidity (NTU)	DO (mg/L)	Salinity (ppt)	ORP mV
Date:	6/7/2018								
Time:	1128								
Depth:	1 ft below water	clear	7.06	2.10	24.40	6.51	10.00	1.2	217
Method:	Grab								

SAMPLE COLLECTION INFORMATION:

Analysis	Preservative	Container Requirements	Collected
VOCs	HCL pH<2	3 - 40 mL glass vials	Yes

OBSERVATIONS / NOTES:

Water depth 0.8 meters

MAP:

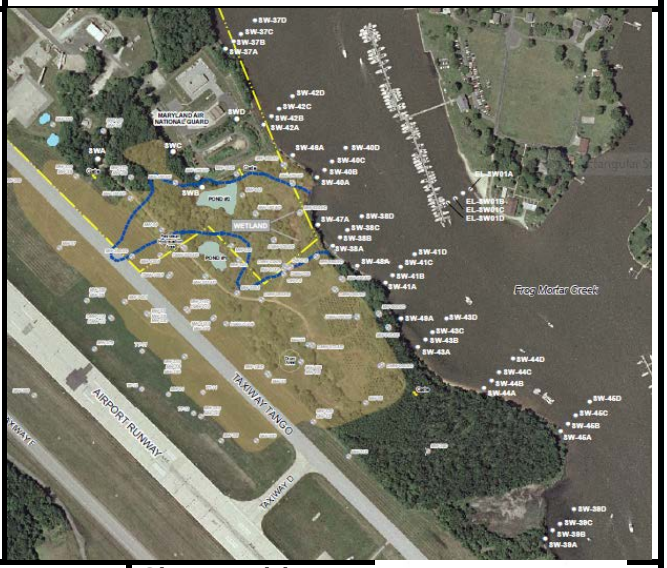

Circle if Applicable:

MS/MSD	Duplicate ID No.:

Signature(s):

Tetra Tech

SURFACE WATER SAMPLE LOG SHEET

Page___ of ___

Project Site Name: Frog Mortar Creek, Martin State Airport
Project No.: 112IC08424

[] Stream
[] Spring
[] Pond
[] Lake
[X] Other: Tidal creek - freshwater
[] QA Sample Type:

Sample ID No.: MSA-SW48A -060718
Sample Location: MSA-SW48A
Sampled By: J. Mullis
C.O.C. No.:

Type of Sample:
[x] Low Concentration
[] High Concentration

SAMPLING DATA:

		Color (Visual)	pH (S.U.)	S.C. (mS/cm)	Temp. (^{0}C)	Turbidity (NTU)	DO (mg/L)	Salinity (ppt)	ORP mV
Date:	6/7/2018								
Time:	1110								
Depth:	1 ft below water	**clear**	**7.02**	**2.10**	**23.88**	**9.80**	**6.19**	**1.3**	**219**
Method:	Grab								

SAMPLE COLLECTION INFORMATION:

Analysis	Preservative	Container Requirements	Collected
VOCs	HCL pH<2	3 - 40 mL glass vials	Yes

OBSERVATIONS / NOTES:

Water depth 1 meters

MAP:

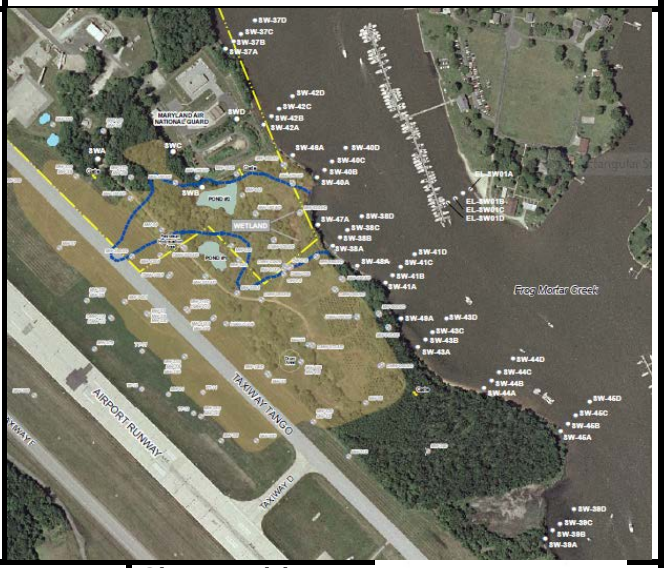

Circle if Applicable:

MS/MSD	Duplicate ID No.:

Signature(s):

Tetra Tech

SURFACE WATER SAMPLE LOG SHEET

Page___ of ___

Project Site Name: Frog Mortar Creek, Martin State Airport
Project No.: 112IC08424

[] Stream
[] Spring
[] Pond
[] Lake
[X] Other: Tidal creek - freshwater
[] QA Sample Type:

Sample ID No.: MSA-SW49A -060718
Sample Location: MSA-SW49A
Sampled By: J. Mullis
C.O.C. No.:

Type of Sample:
[x] Low Concentration
[] High Concentration

SAMPLING DATA:

		Color (Visual)	pH (S.U.)	S.C. (mS/cm)	Temp. (^{0}C)	Turbidity (NTU)	DO (mg/L)	Salinity (ppt)	ORP mV
Date:	6/7/2018								
Time:	1050								
Depth:	1 ft below water	**clear**	**7.14**	**2.10**	**24.03**	**9.60**	**6.58**	**1.2**	**217**
Method:	Grab								

SAMPLE COLLECTION INFORMATION:

Analysis	Preservative	Container Requirements	Collected
VOCs	HCL pH<2	3 - 40 mL glass vials	Yes

OBSERVATIONS / NOTES:

Water depth 1.1 meters

MAP:

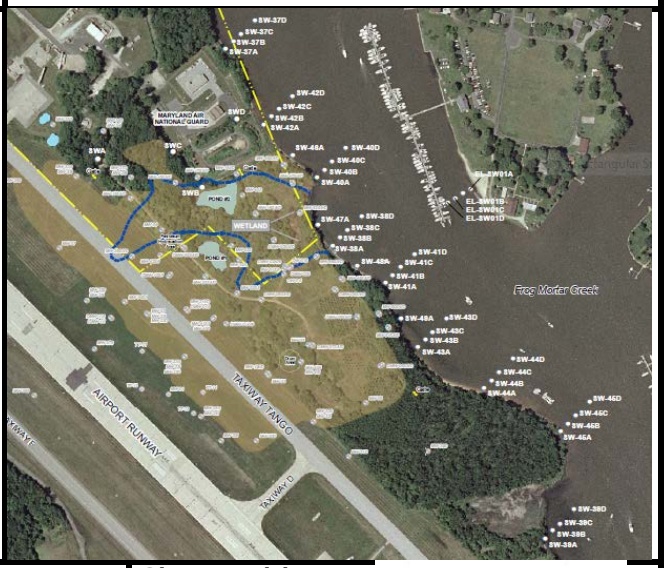

Circle if Applicable:

MS/MSD	Duplicate ID No.:

Signature(s):

APPENDIX B—DATA-VALIDATION REPORTS

TETRA TECH **INTERNAL CORRESPONDENCE**

TO: **M. MARTIN** **DATE:** **JULY 27, 2018**

FROM: **TERRI L. SOLOMON** **COPIES:** **DV FILE**

SUBJECT: **ORGANIC AND INORGANIC DATA VALIDATION – VOC / DISSOLVED METALS / MISCELLANEOUS PARAMETERS**
MSA – SURFACE WATER – FULL REVIEW
SAMPLE DELIVERY GROUP (SDG) 240-96812-1

SAMPLES: 45 / Aqueous / VOC

EL-SW-01-A-060718	EL-SW-01-B-060718	EL-SW-01-C-060718
EL-SW01-D-060718	MSA-SW-39A-060718	MSA-SW-39B-060718
MSA-SW-39C-060718	MSA-SW-39D-060718	MSA-SW-41A-060718
MSA-SW-41B-060718	MSA-SW-41C-060718	MSA-SW-41D-060718
MSA-SW-42A-060718	MSA-SW-42B-060718	MSA-SW-42C-060718
MSA-SW-42D-060718	MSA-SW-43C-060718	MSA-SW-43D-060718
MSA-SW-45A-060718	MSA-SW-45B-060718	MSA-SW-45C-060718
MSA-SW-45D-060718	MSA-SW37A-060718	MSA-SW37B-060718
MSA-SW37C-060718	MSA-SW37D-060718	MSA-SW38A-060718
MSA-SW38B-060718	MSA-SW38C-060718	MSA-SW38D-060718
MSA-SW40A-060718	MSA-SW40B-060718	MSA-SW40C-060718
MSA-SW40D-060718	MSA-SW43A-060718	MSA-SW43B-060718
MSA-SW44A-060718	MSA-SW44B-060718	MSA-SW44C-060718
MSA-SW44D-060718	MSA-SW46A-060718	MSA-SW47A-060718
MSA-SW48A-060718	MSA-SW49A-060718	TRIP BLANK

36 / Aqueous / Dissolved Metals / Miscellaneous Parameters

MSA-SW-39A-060718	MSA-SW-39B-060718	MSA-SW-39C-060718
MSA-SW-39D-060718	MSA-SW-41A-060718	MSA-SW-41B-060718
MSA-SW-41C-060718	MSA-SW-41D-060718	MSA-SW-42A-060718
MSA-SW-42B-060718	MSA-SW-42C-060718	MSA-SW-42D-060718
MSA-SW-43C-060718	MSA-SW-43D-060718	MSA-SW-45A-060718
MSA-SW-45B-060718	MSA-SW-45C-060718	MSA-SW-45D-060718
MSA-SW37A-060718	MSA-SW37B-060718	MSA-SW37C-060718
MSA-SW37D-060718	MSA-SW38A-060718	MSA-SW38B-060718
MSA-SW38C-060718	MSA-SW38D-060718	MSA-SW40A-060718
MSA-SW40B-060718	MSA-SW40C-060718	MSA-SW40D-060718
MSA-SW43A-060718	MSA-SW43B-060718	MSA-SW44A-060718
MSA-SW44B-060718	MSA-SW44C-060718	MSA-SW44D-060718

OVERVIEW

The sample set for MSA Surface Water, SDG 240-96812-1, consists of a total of forty-four (44) aqueous environmental samples and one (1) trip blank. Samples were analyzed for volatile organic compounds (VOCs), dissolved metals, and miscellaneous parameters (calcium hardness as CaCO3, hardness as CaCO3, and magnesium hardness as CaCO3). Additionally, VOC samples were analyzed for tentatively identified compounds (TICs). No field duplicate pairs are included in this SDG.

The samples were collected by Tetra Tech on June 7, 2018 and analyzed by Test America. Analyses were conducted in accordance to SW-846 Methods 8260C (VOCs), 6020 (metals other than mercury), and 7470A

(mercury), and Standard Method SM 2340B (hardness) analytical and reporting protocols.

The data contained in this SDG were validated with regard to the following parameters: data completeness, holding times, GC/MS tuning, ICP/MS tuning, initial/continuing calibrations, laboratory instrument/method/trip blank results, ICP interference recoveries, surrogate spike recoveries, laboratory control sample results, matrix spike/matrix spike duplicate results, internal standard recoveries, ICP serial dilution results, compound identification, tentatively identified compounds, analyte quantitation, and detection limits.

Areas of concern with respect to data quality are listed below.

MAJOR PROBLEMS

- The laboratory case narrative indicates that all VOC samples were preserved with hydrochloric acid, and the VOC analyte 2-chloroethyl vinyl ether is an acid-labile compound that degrades in an acidic medium. The non-detected results for 2-chloroethyl vinyl ether were rejected (UR) in all VOC samples.

MINOR PROBLEMS

- The VOC initial calibration verification performed on 06/05/18 at 18:17 on instrument A3UX12 had a percent difference (%D) that were greater than the 20% quality control limit for vinyl acetate. All samples were affected. The non-detected results reported for vinyl acetate were qualified as estimated (UJ) in the affected samples.

- The VOC continuing calibration, associated with preparation batch 240-331811, performed on 06/15/18 at 11:08 on instrument A3UX12 had %Ds that were greater than the 20% quality control limit for dichlorodifluoromethane, dibromomethane, hexachlorobutadiene, 1,2,3-trichlorobenzene, 1,2,4-trichlorobenzene and 1,2-dibromo-3-chloropropane. Samples MSA-SW38A-060718, MSA-SW38B-060718, MSA-SW40B-060718, MSA-SW40C-060718 and MSA-SW40D-060718 were affected. The non-detected results for the aforementioned compounds were qualified as estimated (UJ) in the affected samples.

- The VOC continuing calibration, associated with preparation batch 240-332009, performed on 06/17/18 at 14:01 and 14:24 on instrument A3UX12 had %Ds that were greater than the 20% quality control limit for dibromomethane and 1,2,3-trichlorobenzene. Samples EL-SW01-D-060718, MSA-SW-41A-060718, MSA-SW-41B-060718, MSA-SW37A-060718, MSA-SW37B-060718, MSA-SW37C-060718, MSA-SW37D-060718, MSA-SW38C-060718, MSA-SW38D-060718, MSA-SW40A-060718, MSA-SW43A-060718, MSA-SW43B-060718, MSA-SW44A-060718, MSA-SW44B-060718, MSA-SW44C-060718, MSA-SW44D-060718, MSA-SW46A-060718, MSA-SW47A-060718, MSA-SW48A-060718 and MSA-SW49A-060718 were affected. The non-detected results for the aforementioned compounds were qualified as estimated (UJ) in the affected samples.

- The VOC continuing calibration, associated with preparation batch 240-332047, performed on 06/18/18 at 7:13 on instrument A3UX12 had %Ds that were greater than the 20% quality control limit for dichlorodifluoromethane, cis-1,2-dichlroethene, trichloroethene, dibromomethane, bromoform, 1,2-dibromo-3-chloropropane, 1,2,4-trichlorobenzene, hexachlorobutadiene, naphthalene and 1,2,3-trichlorobenzene. Samples EL-SW-01-A-060718, EL-SW-01-B-060718, EL-SW-01-C-060718, MSA-SW-41C-060718, MSA-SW-41D-060718, MSA-SW-42A-060718, MSA-SW-42B-060718, MSA-SW-42C-060718, MSA-SW-42D-060718, MSA-SW-45A-060718, MSA-SW-45B-060718 and MSA-SW-45C-060718 were affected. The non-detected results for the aforementioned compounds were qualified as estimated (UJ) in the affected samples.

- The VOC continuing calibration, associated with preparation batch 240-332291, performed on 06/19/18 at 8:55 and 9:26 on instrument A3UX12 had %Ds that were greater than the 20% quality control limit

for 1,2,3-trimethylbenzene, dibromomethane, bromoform, n-butylbenzene, 1,2-dibromo-3-chloropropane, 1,2,4-trichlorobenzene and 1,2,3-trichlorobenzene. Samples MSA-SW-39A-060718, MSA-SW-39B-060718, MSA-SW-39C-060718, MSA-SW-39D-060718, MSA-SW-43C-060718, MSA-SW-43D-060718, MSA-SW-45D-060718 and TB-060718 were affected. The non-detected results for the aforementioned compounds were qualified as estimated (UJ) in the affected samples.

- The following VOC compounds were detected in the laboratory method/trip blanks at the following maximum concentrations:

Contaminant	Maximum Concentration	Reporting Limit (RL) > or <
Trichloroethene[(1)]	0.32 ug/L	< RL
cis-1,2-dichloroethene[(2)]	0.228 ug/L	< RL
Trichloroethene[(2)]	0.732 ug/L	< RL

[(1)] Maximum concentration present in a trip blank.
[(2)] Maximum concentration detected in method blank associated with preparation batch 240-332291 affecting samples MSA-SW-39A-060718, MSA-SW-39B-060718, MSA-SW-39C-060718, MSA-SW-39D-060718, MSA-SW-43C-060718, MSA-SW-43D-060718, MSA-SW-45D-060718 and TRIP BLANK.

The detected results reported below the reporting limit (RL) were qualified as non-detected, (U). Field quality control samples are not qualified for field blank contamination.

- The VOC surrogate toluene-d8 was above the quality control limits for samples MSA-SW40B-060718, MSA-SW46A-060718, MSA-SW37C-060718, MSA-SW37B-060718, MSA-SW-42B-060718, MSA-SW-45C-060718 and MSA-SW-39D-060718. The detected results reported in the aforementioned samples were qualified as estimated (J), due to conflicting noncompliances.

- The VOC laboratory control sample (LCS) recovery associated with preparation batch 240-332009 for dibromomethane was below the quality control limits. Samples EL-SW01-D-060718, MSA-SW-41A-060718, MSA-SW-41B-060718, MSA-SW37A-060718, MSA-SW37B-060718, MSA-SW37C-060718, MSA-SW37D-060718, MSA-SW38C-060718, MSA-SW38D-060718, MSA-SW40A-060718, MSA-SW43A-060718, MSA-SW43B-060718, MSA-SW44A-060718, MSA-SW44B-060718, MSA-SW44C-060718, MSA-SW44D-060718, MSA-SW46A-060718, MSA-SW47A-060718, MSA-SW48A-060718 and MSA-SW49A-060718 were affected. The nondetected results reported for dibromomethane in the affected samples were qualified as estimated (UJ).

- The VOC LCS recovery associated with preparation batch 240-332047 for dibromomethane was below the quality control limits. Samples EL-SW-01-A-060718, EL-SW-01-B-060718, EL-SW-01-C-060718, MSA-SW-41C-060718, MSA-SW-41D-060718, MSA-SW-42A-060718, MSA-SW-42B-060718, MSA-SW-42C-060718, MSA-SW-42D-060718, MSA-SW-45A-060718, MSA-SW-45B-060718 and MSA-SW-45C-060718 were affected. The nondetected results reported for dibromomethane in the affected samples were qualified as estimated (UJ).

- The VOC LCS recovery associated with preparation batch 240-332291 for dibromomethane was below the quality control limits. Samples MSA-SW-39A-060718, MSA-SW-39B-060718, MSA-SW-39C-060718, MSA-SW-39D-060718, MSA-SW-43C-060718, MSA-SW-43D-060718, MSA-SW-45D-060718 and TB-060718 were affected. The nondetected results reported for dibromomethane in the affected samples were qualified as estimated (UJ).

- The following metals analytes were detected in the laboratory instrument/method blanks at the following maximum concentrations:

Contaminant	Maximum Concentration	Reporting Limit (RL) > or <
Beryllium[1]	0.487 ug/L	< RL
Selenium[2]	5.87 ug/L	< RL

[1] Maximum concentration detected in an instrument blank affecting sample MSA-SW-39C-060718.
[2] Maximum concentration detected in method blank associated with preparation batch 240-330996 affecting samples MSA-SW-41A-060718, MSA-SW-41B-060718, MSA-SW37A-060718, MSA-SW37B-060718, MSA-SW37C-060718, MSA-SW37D-060718, MSA-SW38A-060718, MSA-SW38B-060718, MSA-SW38C-060718, MSA-SW38D-060718, MSA-SW40A-060718, MSA-SW40B-060718, MSA-SW40C-060718, MSA-SW40D-060718, MSA-SW43A-060718, MSA-SW43B-060718, MSA-SW44A-060718, MSA-SW44B-060718, MSA-SW44C-060718 and MSA-SW44D-060718.

The detected results reported below the reporting limit (RL) were qualified as non-detected, (U).

- Positive results reported below the reporting limit (RL) but above the method detection limit (MDL) were qualified as estimated (J).

NOTES

The chain of custody listed two samples, MSA-SW43A-060718 with identical sample IDs. The validator contacted the field sampler and the following correction was made. Sample MSA-SW49A-070718 was sampled at 10:50. Sample MSA-SW43A-060718 was sampled at 10:35. The validator amended the sample IDs on the Form Is and electronic deliverable.

All metals analyses with the exception of mercury were analyzed at a 5X dilution. Detection limits of the non-detected results were elevated.

Non-detected results were reported to the method detection limit (MDL) in the database and the reporting limit (RL) on the Form Is.

A TIC search was performed for the compound chlorodifluoromethane.

The VOC surrogate toluene-d8 was above the quality control limits for samples MSA-SW43A-060718, MSA-SW37D-060718, MSA-SW38C-060718, MSA-SW38D-060718, MSA-SW-44C-060718, EL-SW-01-C-060718. No validation actions were required as all sample results were nondetects.

It was noted that the VOC LCS was not analyzed for the following compounds: 1,2,3-trimethylbenzene, 1,2-dibromoethane, diisopropyl ether, ethyl tert-butyl ether and tert-amyl methyl ether. LCS recoveries could not be evaluated.

The VOC LCS recoveries associated with preparation batch 240-331811 for 1,1-dichloroethene and trans-1,2-dichloroethene were above the quality control limits. Samples MSA-SW38A-060718, MSA-SW38B-060718, MSA-SW40B-060718, MSA-SW40C-060718 and MSA-SW40D-060718 were affected. No validation actions were required as the sample results for 1,1-dichloroethene and trans-1,2-dichloroethene in the affected samples were nondetects.

The matrix spike percent recovery for mercury was greater than the quality control limit for sample MSA-SW38B-060718 (preparation batch 330996). Samples MSA-SW-41A-060718, MSA-SW-41B-060718, MSA-SW37A-060718, MSA-SW37B-060718, MSA-SW37C-060718, MSA-SW37D-060718, MSA-SW38A-060718, MSA-SW38B-060718, MSA-SW38C-060718, MSA-SW38D-060718, MSA-SW40A-060718, MSA-SW40B-060718, MSA-SW40C-060718, MSA-SW40D-060718, MSA-SW43A-060718, MSA-SW43B-060718, MSA-SW44A-060718, MSA-SW44B-060718, MSA-SW44C-060718 and MSA-SW44D-060718 were affected. No validation actions were required as all sample results were nondetects.

EXECUTIVE SUMMARY

Laboratory Performance Issues: Several initial verification and continuing calibration %Ds were noncompliant for the VOC fractions. Contaminants were detected in the laboratory instrument/method/trip blanks. Several VOC surrogate recoveries were above the quality control limits. Several VOC LCS recoveries were outside the quality control limits.

Other Factors Affecting Data Quality: Non-detected results for 2-chloroethyl vinyl ether were rejected due to preservation noncompliance. Detected results reported below the RL but above the MDL were qualified as estimated.

The data for these analyses were reviewed with reference to the USEPA "National Functional Guidelines for Organic Superfund Methods Data Review" (January 2017) and the "National Functional Guidelines for Inorganic Superfund Methods Data Review" (January 2017). The text of this report has been formulated to address only those problem areas affecting data quality.

Terri L Solomon

Tetra Tech
Terri Solomon
Environmental Scientist/Data Validator

Joseph A. Samchuck

Tetra Tech
Joseph A. Samchuck
Data Validation Manager

Attachments:
Appendix A – Qualified Analytical Results
Appendix B – Results as Reported by the Laboratory
Appendix C – Support Documentation

Data Qualifier Definitions

The following definitions provide brief explanations of the validation qualifiers assigned to results in the data review process.

U	The analyte was analyzed for, but was not detected at a level greater than or equal to the level of the adjusted detection limit.
J	The result is an estimated quantity. The associated numerical value is the approximate concentration of the analyte in the sample (due either to the quality of the data generated because certain quality control criteria were not met, or the concentration of the analyte was below the reporting limit).
J+	The result is an estimated quantity, but the result may be biased high.
J-	The result is an estimated quantity, but the result may be biased low.
UJ	The analyte was analyzed for, but was not detected. The reported detection limit is approximate and may be inaccurate or imprecise.
NJ	The analyte has been “tentatively identified” or “presumptively” as present and the associated numerical value is the estimated concentration in the sample.
R	The sample result (detected) is unusable due to the quality of the data generated because certain criteria were not met. The analyte may or may not be present in the sample.
UR	The sample result (nondetected) is unusable due to the quality of the data generated because certain criteria were not met. The analyte may or may not be present in the sample.
X	The sample results (including non-detects) were affected by serious deficiencies in the ability to analyze the sample and meet published method and project quality control criteria. The presence or absence of the analyte cannot be substantiated by the data provided. Acceptance or rejection of the data should be decided by the project team, but exclusion of the data is recommended.

Appendix A

Qualified Analytical Results

Qualifier Codes:

A = Lab Blank Contamination
B = Field Blank Contamination
C = Calibration Noncompliance (i.e., % RSDs, %Ds, ICVs, CCVs, RRFs, etc.)
C01 = GC/MS Tuning Noncompliance
D = MS/MSD Recovery Noncompliance
E = LCS/LCSD Recovery Noncompliance
F = Lab Duplicate Imprecision
G = Field Duplicate Imprecision
H = Holding Time Exceedance
I = ICP Serial Dilution Noncompliance
J = ICP PDS Recovery Noncompliance; MSA's r < 0.995
K = ICP Interference - includes ICS % R Noncompliance
L = Instrument Calibration Range Exceedance
M = Sample Preservation Noncompliance
N = Internal Standard Noncompliance
N01 = Internal Standard Recovery Noncompliance Dioxins
N02 = Recovery Standard Noncompliance Dioxins
N03 = Clean-up Standard Noncompliance Dioxins
O = Poor Instrument Performance (i.e., base-time drifting)
P = Uncertainty near detection limit (< 2 x IDL for inorganics and <CRQL for organics)
Q = Other problems (can encompass a number of issues; i.e.chromatography,interferences, etc.)
R = Surrogates Recovery Noncompliance
S = Pesticide/PCB Resolution
T = % Breakdown Noncompliance for DDT and Endrin
U = RPD between columns/detectors >40% for positive results determined via GC/HPLC
V = Non-linear calibrations; correlation coefficient r < 0.995
W = EMPC result
X = Signal to noise response drop
Y = Percent solids <30%
Z = Uncertainty at 2 standard deviations is greater than sample activity
Z1 = Tentatively Identified Compound considered presumptively present
Z2 = Tentatively Identified Compound column bleed
Z3 = Tentatively Identified Compound aldol condensate
Z4 = Sample activity is less than the at uncertainty at 3 standard deviations and greater than the MDC
Z5 = Sample activity is less than the at uncertainty at 3 standard deviations and less than the MDC

PROJ_NO: 08424	NSAMPLE	EL-SW-01-A-060718			EL-SW-01-B-060718			EL-SW-01-C-060718			EL-SW01-D-060718		
SDG: 240-96812-1	LAB_ID	240-96812-28			240-96812-29			240-96812-30			240-96812-23		
FRACTION: OV	SAMP_DATE	6/7/2018			6/7/2018			6/7/2018			6/7/2018		
MEDIA: WATER	QC_TYPE	NM			NM			NM			NM		
	UNITS	UG/L			UG/L			UG/L			UG/L		
	PCT_SOLIDS	0.0			0.0			0.0			0.0		
	DUP_OF												
PARAMETER		RESULT	VQL	QLCD	RESULT	VQL	QLCD	RESULT	VQL	QLCD	RESULT	VQL	QLCD
1,1,1,2-TETRACHLOROETHANE		0.14	U		0.14	U		0.14	U		0.14	U	
1,1,1-TRICHLOROETHANE		0.24	U		0.24	U		0.24	U		0.24	U	
1,1,2,2-TETRACHLOROETHANE		0.13	U		0.13	U		0.13	U		0.13	U	
1,1,2-TRICHLOROTRIFLUOROETHANE		0.41	U		0.41	U		0.41	U		0.41	U	
1,1-DICHLOROETHANE		0.17	U		0.17	U		0.17	U		0.17	U	
1,1-DICHLOROETHENE		0.19	U		0.19	U		0.19	U		0.19	U	
1,1-DICHLOROPROPENE		0.14	U		0.14	U		0.14	U		0.14	U	
1,2,3-TRICHLOROBENZENE		0.54	UJ	C	0.54	UJ	C	0.54	UJ	C	0.54	UJ	C
1,2,3-TRICHLOROPROPANE		0.24	U		0.24	U		0.24	U		0.24	U	
1,2,3-TRIMETHYLBENZENE		0.14	U		0.14	U		0.14	U		0.14	UJ	C
1,2,4-TRICHLOROBENZENE		0.26	UJ	C	0.26	UJ	C	0.26	UJ	C	0.26	U	
1,2,4-TRIMETHYLBENZENE		0.07	U		0.07	U		0.07	U		0.07	U	
1,2-DIBROMO-3-CHLOROPROPANE		0.91	UJ	C	0.91	UJ	C	0.91	UJ	C	0.91	U	
1,2-DIBROMOETHANE		0.12	U		0.12	U		0.12	U		0.12	U	
1,2-DICHLOROBENZENE		0.15	U		0.15	U		0.15	U		0.15	U	
1,2-DICHLOROETHANE		0.21	U		0.21	U		0.21	U		0.21	U	
1,2-DICHLOROPROPANE		0.15	U		0.15	U		0.15	U		0.15	U	
1,3-DICHLOROBENZENE		0.15	U		0.15	U		0.15	U		0.15	U	
1,3-DICHLOROPROPANE		0.21	U		0.21	U		0.21	U		0.21	U	
1,4-DICHLOROBENZENE		0.16	U		0.16	U		0.16	U		0.16	U	
2,2-DICHLOROPROPANE		0.31	U		0.31	U		0.31	U		0.31	U	
2-BUTANONE		1.2	U		1.2	U		1.2	U		1.2	U	
2-CHLOROETHYL VINYL ETHER		0.26	UR	M	0.26	UR	M	0.26	UR	M	0.26	UR	M
2-CHLOROTOLUENE		0.15	U		0.15	U		0.15	U		0.15	U	
2-HEXANONE		0.54	U		0.54	U		0.54	U		0.54	U	
4-CHLOROTOLUENE		0.09	U		0.09	U		0.09	U		0.09	U	
4-ISOPROPYLTOLUENE		0.13	U		0.13	U		0.13	U		0.13	U	
4-METHYL-2-PENTANONE		0.42	U		0.42	U		0.42	U		0.42	U	
ACETONE		5.4	U		5.4	U		5.4	U		5.4	U	
BENZENE		0.13	U		0.13	U		0.13	U		0.13	U	
BROMOBENZENE		0.12	U		0.12	U		0.12	U		0.12	U	
BROMOCHLOROMETHANE		0.14	U		0.14	U		0.14	U		0.14	U	
BROMODICHLOROMETHANE		0.17	U		0.17	U		0.17	U		0.17	U	
BROMOFORM		0.76	UJ	C	0.76	UJ	C	0.76	UJ	C	0.76	U	
BROMOMETHANE		0.42	U		0.42	U		0.42	U		0.42	U	

PROJ_NO: 08424	NSAMPLE	MSA-SW37A-060718			MSA-SW37B-060718			MSA-SW37C-060718			MSA-SW37D-060718		
SDG: 240-96812-1	LAB_ID	240-96812-16			240-96812-15			240-96812-14			240-96812-13		
FRACTION: OV	SAMP_DATE	6/7/2018			6/7/2018			6/7/2018			6/7/2018		
MEDIA: WATER	QC_TYPE	NM			NM			NM			NM		
	UNITS	UG/L			UG/L			UG/L			UG/L		
	PCT_SOLIDS	0.0			0.0			0.0			0.0		
	DUP_OF												
PARAMETER		RESULT	VQL	QLCD	RESULT	VQL	QLCD	RESULT	VQL	QLCD	RESULT	VQL	QLCD
1,1,1,2-TETRACHLOROETHANE		0.14	U		0.14	U		0.14	U		0.14	U	
1,1,1-TRICHLOROETHANE		0.24	U		0.24	U		0.24	U		0.24	U	
1,1,2,2-TETRACHLOROETHANE		0.13	U		0.13	U		0.13	U		0.13	U	
1,1,2-TRICHLOROTRIFLUOROETHANE		0.41	U		0.41	U		0.41	U		0.41	U	
1,1-DICHLOROETHANE		0.17	U		0.17	U		0.17	U		0.17	U	
1,1-DICHLOROETHENE		0.19	U		0.19	U		0.19	U		0.19	U	
1,1-DICHLOROPROPENE		0.14	U		0.14	U		0.14	U		0.14	U	
1,2,3-TRICHLOROBENZENE		0.54	UJ	C	0.54	UJ	C	0.54	UJ	C	0.54	UJ	C
1,2,3-TRICHLOROPROPANE		0.24	U		0.24	U		0.24	U		0.24	U	
1,2,3-TRIMETHYLBENZENE		0.14	UJ	C	0.14	UJ	C	0.14	UJ	C	0.14	UJ	C
1,2,4-TRICHLOROBENZENE		0.26	U		0.26	U		0.26	U		0.26	U	
1,2,4-TRIMETHYLBENZENE		0.07	U		0.07	U		0.07	U		0.07	U	
1,2-DIBROMO-3-CHLOROPROPANE		0.91	U		0.91	U		0.91	U		0.91	U	
1,2-DIBROMOETHANE		0.12	U		0.12	U		0.12	U		0.12	U	
1,2-DICHLOROBENZENE		0.15	U		0.15	U		0.15	U		0.15	U	
1,2-DICHLOROETHANE		0.21	U		0.21	U		0.21	U		0.21	U	
1,2-DICHLOROPROPANE		0.15	U		0.15	U		0.15	U		0.15	U	
1,3-DICHLOROBENZENE		0.15	U		0.15	U		0.15	U		0.15	U	
1,3-DICHLOROPROPANE		0.21	U		0.21	U		0.21	U		0.21	U	
1,4-DICHLOROBENZENE		0.16	U		0.16	U		0.16	U		0.16	U	
2,2-DICHLOROPROPANE		0.31	U		0.31	U		0.31	U		0.31	U	
2-BUTANONE		1.2	U		2.1	J	PR	1.2	U		1.2	U	
2-CHLOROETHYL VINYL ETHER		0.26	UR	M	0.26	UR	M	0.26	UR	M	0.26	UR	M
2-CHLOROTOLUENE		0.15	U		0.15	U		0.15	U		0.15	U	
2-HEXANONE		0.54	U		0.54	U		0.54	U		0.54	U	
4-CHLOROTOLUENE		0.09	U		0.09	U		0.09	U		0.09	U	
4-ISOPROPYLTOLUENE		0.13	U		0.13	U		0.13	U		0.13	U	
4-METHYL-2-PENTANONE		0.42	U		0.42	U		0.42	U		0.42	U	
ACETONE		5.4	U		5.4	U		5.4	U		5.4	U	
BENZENE		0.13	U		0.13	U		0.13	U		0.13	U	
BROMOBENZENE		0.12	U		0.12	U		0.12	U		0.12	U	
BROMOCHLOROMETHANE		0.14	U		0.14	U		0.14	U		0.14	U	
BROMODICHLOROMETHANE		0.17	U		0.17	U		0.17	U		0.17	U	
BROMOFORM		0.76	U		0.76	U		0.76	U		0.76	U	
BROMOMETHANE		0.42	U		0.42	U		0.42	U		0.42	U	

PROJ_NO: 08424	NSAMPLE	MSA-SW38A-060718			MSA-SW38B-060718			MSA-SW38C-060718			MSA-SW38D-060718		
SDG: 240-96812-1	LAB_ID	240-96812-5			240-96812-1			240-96812-18			240-96812-19		
FRACTION: OV	SAMP_DATE	6/7/2018			6/7/2018			6/7/2018			6/7/2018		
MEDIA: WATER	QC_TYPE	NM			NM			NM			NM		
	UNITS	UG/L			UG/L			UG/L			UG/L		
	PCT_SOLIDS	0.0			0.0			0.0			0.0		
	DUP_OF												
PARAMETER		RESULT	VQL	QLCD	RESULT	VQL	QLCD	RESULT	VQL	QLCD	RESULT	VQL	QLCD
1,1,1,2-TETRACHLOROETHANE		0.14	U		0.14	U		0.14	U		0.14	U	
1,1,1-TRICHLOROETHANE		0.24	U		0.24	U		0.24	U		0.24	U	
1,1,2,2-TETRACHLOROETHANE		0.13	U		0.13	U		0.13	U		0.13	U	
1,1,2-TRICHLOROTRIFLUOROETHANE		0.41	U		0.41	U		0.41	U		0.41	U	
1,1-DICHLOROETHANE		0.17	U		0.17	U		0.17	U		0.17	U	
1,1-DICHLOROETHENE		0.19	U		0.19	U		0.19	U		0.19	U	
1,1-DICHLOROPROPENE		0.14	U		0.14	U		0.14	U		0.14	U	
1,2,3-TRICHLOROBENZENE		0.54	UJ	C	0.54	UJ	C	0.54	UJ	C	0.54	UJ	C
1,2,3-TRICHLOROPROPANE		0.24	U		0.24	U		0.24	U		0.24	U	
1,2,3-TRIMETHYLBENZENE		0.14	U		0.14	U		0.14	UJ	C	0.14	UJ	C
1,2,4-TRICHLOROBENZENE		0.26	UJ	C	0.26	UJ	C	0.26	U		0.26	U	
1,2,4-TRIMETHYLBENZENE		0.07	U		0.07	U		0.07	U		0.07	U	
1,2-DIBROMO-3-CHLOROPROPANE		0.91	UJ	C	0.91	UJ	C	0.91	U		0.91	U	
1,2-DIBROMOETHANE		0.12	U		0.12	U		0.12	U		0.12	U	
1,2-DICHLOROBENZENE		0.15	U		0.15	U		0.15	U		0.15	U	
1,2-DICHLOROETHANE		0.21	U		0.21	U		0.21	U		0.21	U	
1,2-DICHLOROPROPANE		0.15	U		0.15	U		0.15	U		0.15	U	
1,3-DICHLOROBENZENE		0.15	U		0.15	U		0.15	U		0.15	U	
1,3-DICHLOROPROPANE		0.21	U		0.21	U		0.21	U		0.21	U	
1,4-DICHLOROBENZENE		0.16	U		0.16	U		0.16	U		0.16	U	
2,2-DICHLOROPROPANE		0.31	U		0.31	U		0.31	U		0.31	U	
2-BUTANONE		1.2	U		1.2	U		1.2	U		1.2	U	
2-CHLOROETHYL VINYL ETHER		0.26	UR	M	0.26	UR	M	0.26	UR	M	0.26	UR	M
2-CHLOROTOLUENE		0.15	U		0.15	U		0.15	U		0.15	U	
2-HEXANONE		0.54	U		0.54	U		0.54	U		0.54	U	
4-CHLOROTOLUENE		0.09	U		0.09	U		0.09	U		0.09	U	
4-ISOPROPYLTOLUENE		0.13	U		0.13	U		0.13	U		0.13	U	
4-METHYL-2-PENTANONE		0.42	U		0.42	U		0.42	U		0.42	U	
ACETONE		5.4	U		5.4	U		5.4	U		5.4	U	
BENZENE		0.13	U		0.13	U		0.13	U		0.13	U	
BROMOBENZENE		0.12	U		0.12	U		0.12	U		0.12	U	
BROMOCHLOROMETHANE		0.14	U		0.14	U		0.14	U		0.14	U	
BROMODICHLOROMETHANE		0.17	U		0.17	U		0.17	U		0.17	U	
BROMOFORM		0.76	U		0.76	U		0.76	U		0.76	U	
BROMOMETHANE		0.42	U		0.42	U		0.42	U		0.42	U	

PROJ_NO: 08424	NSAMPLE	MSA-SW-39A-060718			MSA-SW-39B-060718			MSA-SW-39C-060718			MSA-SW-39D-060718		
SDG: 240-96812-1	LAB_ID	240-96812-42			240-96812-43			240-96812-44			240-96812-39		
FRACTION: OV	SAMP_DATE	6/7/2018			6/7/2018			6/7/2018			6/7/2018		
MEDIA: WATER	QC_TYPE	NM			NM			NM			NM		
	UNITS	UG/L			UG/L			UG/L			UG/L		
	PCT_SOLIDS	0.0			0.0			0.0			0.0		
	DUP_OF												
PARAMETER		RESULT	VQL	QLCD	RESULT	VQL	QLCD	RESULT	VQL	QLCD	RESULT	VQL	QLCD
1,1,1,2-TETRACHLOROETHANE		0.14	U		0.14	U		0.14	U		0.14	U	
1,1,1-TRICHLOROETHANE		0.24	U		0.24	U		0.24	U		0.24	U	
1,1,2,2-TETRACHLOROETHANE		0.13	U		0.13	U		0.13	U		0.13	U	
1,1,2-TRICHLOROTRIFLUOROETHANE		0.41	U		0.41	U		0.41	U		0.41	U	
1,1-DICHLOROETHANE		0.17	U		0.17	U		0.17	U		0.17	U	
1,1-DICHLOROETHENE		0.19	U		0.19	U		0.19	U		0.19	U	
1,1-DICHLOROPROPENE		0.14	U		0.14	U		0.14	U		0.14	U	
1,2,3-TRICHLOROBENZENE		0.54	UJ	C	0.54	UJ	C	0.54	UJ	C	0.54	UJ	C
1,2,3-TRICHLOROPROPANE		0.24	U		0.24	U		0.24	U		0.24	U	
1,2,3-TRIMETHYLBENZENE		0.14	UJ	C	0.14	UJ	C	0.14	UJ	C	0.14	UJ	C
1,2,4-TRICHLOROBENZENE		0.26	UJ	C	0.26	UJ	C	0.26	UJ	C	0.26	UJ	C
1,2,4-TRIMETHYLBENZENE		0.07	U		0.07	U		0.07	U		0.07	U	
1,2-DIBROMO-3-CHLOROPROPANE		0.91	UJ	C	0.91	UJ	C	0.91	UJ	C	0.91	UJ	C
1,2-DIBROMOETHANE		0.12	U		0.12	U		0.12	U		0.12	U	
1,2-DICHLOROBENZENE		0.15	U		0.15	U		0.15	U		0.15	U	
1,2-DICHLOROETHANE		0.21	U		0.21	U		0.21	U		0.21	U	
1,2-DICHLOROPROPANE		0.15	U		0.15	U		0.15	U		0.15	U	
1,3-DICHLOROBENZENE		0.15	U		0.15	U		0.15	U		0.15	U	
1,3-DICHLOROPROPANE		0.21	U		0.21	U		0.21	U		0.21	U	
1,4-DICHLOROBENZENE		0.16	U		0.16	U		0.16	U		0.16	U	
2,2-DICHLOROPROPANE		0.31	U		0.31	U		0.31	U		0.31	U	
2-BUTANONE		1.7	J	P	1.2	U		1.2	J	P	1.2	U	
2-CHLOROETHYL VINYL ETHER		0.26	UR	M	0.26	UR	M	0.26	UR	M	0.26	UR	M
2-CHLOROTOLUENE		0.15	U		0.15	U		0.15	U		0.15	U	
2-HEXANONE		0.54	U		0.54	U		0.54	U		0.54	U	
4-CHLOROTOLUENE		0.09	U		0.09	U		0.09	U		0.09	U	
4-ISOPROPYLTOLUENE		0.13	U		0.13	U		0.13	U		0.13	U	
4-METHYL-2-PENTANONE		0.42	U		0.42	U		0.42	U		0.42	U	
ACETONE		5.4	U		5.4	U		5.4	U		5.4	U	
BENZENE		0.13	U		0.13	U		0.13	U		0.13	U	
BROMOBENZENE		0.12	U		0.12	U		0.12	U		0.12	U	
BROMOCHLOROMETHANE		0.14	U		0.14	U		0.14	U		0.14	U	
BROMODICHLOROMETHANE		0.17	U		0.17	U		0.17	U		0.17	U	
BROMOFORM		0.76	UJ	C	0.76	UJ	C	0.76	UJ	C	0.76	UJ	C
BROMOMETHANE		0.42	U		0.42	U		0.42	U		0.42	U	

PROJ_NO: 08424	NSAMPLE	MSA-SW40A-060718			MSA-SW40B-060718			MSA-SW40C-060718			MSA-SW40D-060718		
SDG: 240-96812-1	LAB_ID	240-96812-17			240-96812-2			240-96812-3			240-96812-4		
FRACTION: OV	SAMP_DATE	6/7/2018			6/7/2018			6/7/2018			6/7/2018		
MEDIA: WATER	QC_TYPE	NM			NM			NM			NM		
	UNITS	UG/L			UG/L			UG/L			UG/L		
	PCT_SOLIDS	0.0			0.0			0.0			0.0		
	DUP_OF												
PARAMETER		RESULT	VQL	QLCD	RESULT	VQL	QLCD	RESULT	VQL	QLCD	RESULT	VQL	QLCD
1,1,1,2-TETRACHLOROETHANE		0.14	U		0.14	U		0.14	U		0.14	U	
1,1,1-TRICHLOROETHANE		0.24	U		0.24	U		0.24	U		0.24	U	
1,1,2,2-TETRACHLOROETHANE		0.13	U		0.13	U		0.13	U		0.13	U	
1,1,2-TRICHLOROTRIFLUOROETHANE		0.41	U		0.41	U		0.41	U		0.41	U	
1,1-DICHLOROETHANE		0.17	U		0.17	U		0.17	U		0.17	U	
1,1-DICHLOROETHENE		0.19	U		0.19	U		0.19	U		0.19	U	
1,1-DICHLOROPROPENE		0.14	U		0.14	U		0.14	U		0.14	U	
1,2,3-TRICHLOROBENZENE		0.54	UJ	C	0.54	UJ	C	0.54	UJ	C	0.54	UJ	C
1,2,3-TRICHLOROPROPANE		0.24	U		0.24	U		0.24	U		0.24	U	
1,2,3-TRIMETHYLBENZENE		0.14	UJ	C	0.14	U		0.14	U		0.14	U	
1,2,4-TRICHLOROBENZENE		0.26	U		0.26	UJ	C	0.26	UJ	C	0.26	UJ	C
1,2,4-TRIMETHYLBENZENE		0.07	U		0.07	U		0.07	U		0.07	U	
1,2-DIBROMO-3-CHLOROPROPANE		0.91	U		0.91	UJ	C	0.91	UJ	C	0.91	UJ	C
1,2-DIBROMOETHANE		0.12	U		0.12	U		0.12	U		0.12	U	
1,2-DICHLOROBENZENE		0.15	U		0.15	U		0.15	U		0.15	U	
1,2-DICHLOROETHANE		0.21	U		0.21	U		0.21	U		0.21	U	
1,2-DICHLOROPROPANE		0.15	U		0.15	U		0.15	U		0.15	U	
1,3-DICHLOROBENZENE		0.15	U		0.15	U		0.15	U		0.15	U	
1,3-DICHLOROPROPANE		0.21	U		0.21	U		0.21	U		0.21	U	
1,4-DICHLOROBENZENE		0.16	U		0.16	U		0.16	U		0.16	U	
2,2-DICHLOROPROPANE		0.31	U		0.31	U		0.31	U		0.31	U	
2-BUTANONE		1.2	U		1.2	U		1.2	U		1.2	U	
2-CHLOROETHYL VINYL ETHER		0.26	UR	M	0.26	UR	M	0.26	UR	M	0.26	UR	M
2-CHLOROTOLUENE		0.15	U		0.15	U		0.15	U		0.15	U	
2-HEXANONE		0.54	U		0.54	U		0.54	U		0.54	U	
4-CHLOROTOLUENE		0.09	U		0.09	U		0.09	U		0.09	U	
4-ISOPROPYLTOLUENE		0.13	U		0.13	U		0.13	U		0.13	U	
4-METHYL-2-PENTANONE		0.42	U		0.42	U		0.42	U		0.42	U	
ACETONE		5.4	U		5.4	U		5.4	U		5.4	U	
BENZENE		0.13	U		0.13	U		0.13	U		0.13	U	
BROMOBENZENE		0.12	U		0.12	U		0.12	U		0.12	U	
BROMOCHLOROMETHANE		0.14	U		0.14	U		0.14	U		0.14	U	
BROMODICHLOROMETHANE		0.17	U		0.17	U		0.17	U		0.17	U	
BROMOFORM		0.76	U		0.76	U		0.76	U		0.76	U	
BROMOMETHANE		0.42	U		0.42	U		0.42	U		0.42	U	

PROJ_NO: 08424	NSAMPLE	MSA-SW-41A-060718			MSA-SW-41B-060718			MSA-SW-41C-060718			MSA-SW-41D-060718		
SDG: 240-96812-1	LAB_ID	240-96812-24			240-96812-25			240-96812-26			240-96812-27		
FRACTION: OV	SAMP_DATE	6/7/2018			6/7/2018			6/7/2018			6/7/2018		
MEDIA: WATER	QC_TYPE	NM			NM			NM			NM		
	UNITS	UG/L			UG/L			UG/L			UG/L		
	PCT_SOLIDS	0.0			0.0			0.0			0.0		
	DUP_OF												
PARAMETER		RESULT	VQL	QLCD	RESULT	VQL	QLCD	RESULT	VQL	QLCD	RESULT	VQL	QLCD
1,1,1,2-TETRACHLOROETHANE		0.14	U		0.14	U		0.14	U		0.14	U	
1,1,1-TRICHLOROETHANE		0.24	U		0.24	U		0.24	U		0.24	U	
1,1,2,2-TETRACHLOROETHANE		0.13	U		0.13	U		0.13	U		0.13	U	
1,1,2-TRICHLOROTRIFLUOROETHANE		0.41	U		0.41	U		0.41	U		0.41	U	
1,1-DICHLOROETHANE		0.17	U		0.17	U		0.17	U		0.17	U	
1,1-DICHLOROETHENE		0.19	U		0.19	U		0.19	U		0.19	U	
1,1-DICHLOROPROPENE		0.14	U		0.14	U		0.14	U		0.14	U	
1,2,3-TRICHLOROBENZENE		0.54	UJ	C	0.54	UJ	C	0.54	UJ	C	0.54	UJ	C
1,2,3-TRICHLOROPROPANE		0.24	U		0.24	U		0.24	U		0.24	U	
1,2,3-TRIMETHYLBENZENE		0.14	UJ	C	0.14	UJ	C	0.14	U		0.14	U	
1,2,4-TRICHLOROBENZENE		0.26	U		0.26	U		0.26	UJ	C	0.26	UJ	C
1,2,4-TRIMETHYLBENZENE		0.07	U		0.07	U		0.07	U		0.07	U	
1,2-DIBROMO-3-CHLOROPROPANE		0.91	U		0.91	U		0.91	UJ	C	0.91	UJ	C
1,2-DIBROMOETHANE		0.12	U		0.12	U		0.12	U		0.12	U	
1,2-DICHLOROBENZENE		0.15	U		0.15	U		0.15	U		0.15	U	
1,2-DICHLOROETHANE		0.21	U		0.21	U		0.21	U		0.21	U	
1,2-DICHLOROPROPANE		0.15	U		0.15	U		0.15	U		0.15	U	
1,3-DICHLOROBENZENE		0.15	U		0.15	U		0.15	U		0.15	U	
1,3-DICHLOROPROPANE		0.21	U		0.21	U		0.21	U		0.21	U	
1,4-DICHLOROBENZENE		0.16	U		0.16	U		0.16	U		0.16	U	
2,2-DICHLOROPROPANE		0.31	U		0.31	U		0.31	U		0.31	U	
2-BUTANONE		1.2	U		1.2	U		1.2	U		1.2	U	
2-CHLOROETHYL VINYL ETHER		0.26	UR	M	0.26	UR	M	0.26	UR	M	0.26	UR	M
2-CHLOROTOLUENE		0.15	U		0.15	U		0.15	U		0.15	U	
2-HEXANONE		0.54	U		0.54	U		0.54	U		0.54	U	
4-CHLOROTOLUENE		0.09	U		0.09	U		0.09	U		0.09	U	
4-ISOPROPYLTOLUENE		0.13	U		0.13	U		0.13	U		0.13	U	
4-METHYL-2-PENTANONE		0.42	U		0.42	U		0.42	U		0.42	U	
ACETONE		5.4	U		5.4	U		5.4	U		5.4	U	
BENZENE		0.13	U		0.13	U		0.13	U		0.13	U	
BROMOBENZENE		0.12	U		0.12	U		0.12	U		0.12	U	
BROMOCHLOROMETHANE		0.14	U		0.14	U		0.14	U		0.14	U	
BROMODICHLOROMETHANE		0.17	U		0.17	U		0.17	U		0.17	U	
BROMOFORM		0.76	U		0.76	U		0.76	UJ	C	0.76	UJ	C
BROMOMETHANE		0.42	U		0.42	U		0.42	U		0.42	U	

PROJ_NO: 08424	NSAMPLE	MSA-SW-42A-060718			MSA-SW-42B-060718			MSA-SW-42C-060718			MSA-SW-42D-060718		
SDG: 240-96812-1	LAB_ID	240-96812-31			240-96812-32			240-96812-33			240-96812-34		
FRACTION: OV	SAMP_DATE	6/7/2018			6/7/2018			6/7/2018			6/7/2018		
MEDIA: WATER	QC_TYPE	NM			NM			NM			NM		
	UNITS	UG/L			UG/L			UG/L			UG/L		
	PCT_SOLIDS	0.0			0.0			0.0			0.0		
	DUP_OF												
PARAMETER		RESULT	VQL	QLCD	RESULT	VQL	QLCD	RESULT	VQL	QLCD	RESULT	VQL	QLCD
1,1,1,2-TETRACHLOROETHANE		0.14	U		0.14	U		0.14	U		0.14	U	
1,1,1-TRICHLOROETHANE		0.24	U		0.24	U		0.24	U		0.24	U	
1,1,2,2-TETRACHLOROETHANE		0.13	U		0.13	U		0.13	U		0.13	U	
1,1,2-TRICHLOROTRIFLUOROETHANE		0.41	U		0.41	U		0.41	U		0.41	U	
1,1-DICHLOROETHANE		0.17	U		0.17	U		0.17	U		0.17	U	
1,1-DICHLOROETHENE		0.19	U		0.19	U		0.19	U		0.19	U	
1,1-DICHLOROPROPENE		0.14	U		0.14	U		0.14	U		0.14	U	
1,2,3-TRICHLOROBENZENE		0.54	UJ	C	0.54	UJ	C	0.54	UJ	C	0.54	UJ	C
1,2,3-TRICHLOROPROPANE		0.24	U		0.24	U		0.24	U		0.24	U	
1,2,3-TRIMETHYLBENZENE		0.14	U		0.14	U		0.14	U		0.14	U	
1,2,4-TRICHLOROBENZENE		0.26	UJ	C	0.26	UJ	C	0.26	UJ	C	0.26	UJ	C
1,2,4-TRIMETHYLBENZENE		0.07	U		0.07	U		0.07	U		0.07	U	
1,2-DIBROMO-3-CHLOROPROPANE		0.91	UJ	C	0.91	UJ	C	0.91	UJ	C	0.91	UJ	C
1,2-DIBROMOETHANE		0.12	U		0.12	U		0.12	U		0.12	U	
1,2-DICHLOROBENZENE		0.15	U		0.15	U		0.15	U		0.15	U	
1,2-DICHLOROETHANE		0.21	U		0.21	U		0.21	U		0.21	U	
1,2-DICHLOROPROPANE		0.15	U		0.15	U		0.15	U		0.15	U	
1,3-DICHLOROBENZENE		0.15	U		0.15	U		0.15	U		0.15	U	
1,3-DICHLOROPROPANE		0.21	U		0.21	U		0.21	U		0.21	U	
1,4-DICHLOROBENZENE		0.16	U		0.16	U		0.16	U		0.16	U	
2,2-DICHLOROPROPANE		0.31	U		0.31	U		0.31	U		0.31	U	
2-BUTANONE		1.2	U		1.2	U		1.2	U		1.2	U	
2-CHLOROETHYL VINYL ETHER		0.26	UR	M	0.26	UR	M	0.26	UR	M	0.26	UR	M
2-CHLOROTOLUENE		0.15	U		0.15	U		0.15	U		0.15	U	
2-HEXANONE		0.54	U		0.54	U		0.54	U		0.54	U	
4-CHLOROTOLUENE		0.09	U		0.09	U		0.09	U		0.09	U	
4-ISOPROPYLTOLUENE		0.13	U		0.13	U		0.13	U		0.13	U	
4-METHYL-2-PENTANONE		0.42	U		0.42	U		0.42	U		0.42	U	
ACETONE		5.4	U		5.4	U		5.4	U		5.4	U	
BENZENE		0.13	U		0.13	U		0.13	U		0.13	U	
BROMOBENZENE		0.12	U		0.12	U		0.12	U		0.12	U	
BROMOCHLOROMETHANE		0.14	U		0.14	U		0.14	U		0.14	U	
BROMODICHLOROMETHANE		0.17	U		0.17	U		0.17	U		0.17	U	
BROMOFORM		0.76	UJ	C	0.76	UJ	C	0.76	UJ	C	0.76	UJ	C
BROMOMETHANE		0.42	U		0.42	U		0.42	U		0.42	U	

PROJ_NO: 08424	NSAMPLE	MSA-SW43A-060718			MSA-SW43B-060718			MSA-SW-43C-060718			MSA-SW-43D-060718		
SDG: 240-96812-1	LAB_ID	240-96812-11			240-96812-12			240-96812-40			240-96812-41		
FRACTION: OV	SAMP_DATE	6/7/2018			6/7/2018			6/7/2018			6/7/2018		
MEDIA: WATER	QC_TYPE	NM			NM			NM			NM		
	UNITS	UG/L			UG/L			UG/L			UG/L		
	PCT_SOLIDS	0.0			0.0			0.0			0.0		
	DUP_OF												
PARAMETER		RESULT	VQL	QLCD	RESULT	VQL	QLCD	RESULT	VQL	QLCD	RESULT	VQL	QLCD
1,1,1,2-TETRACHLOROETHANE		0.14	U		0.14	U		0.14	U		0.14	U	
1,1,1-TRICHLOROETHANE		0.24	U		0.24	U		0.24	U		0.24	U	
1,1,2,2-TETRACHLOROETHANE		0.13	U		0.13	U		0.13	U		0.13	U	
1,1,2-TRICHLOROTRIFLUOROETHANE		0.41	U		0.41	U		0.41	U		0.41	U	
1,1-DICHLOROETHANE		0.17	U		0.17	U		0.17	U		0.17	U	
1,1-DICHLOROETHENE		0.19	U		0.19	U		0.19	U		0.19	U	
1,1-DICHLOROPROPENE		0.14	U		0.14	U		0.14	U		0.14	U	
1,2,3-TRICHLOROBENZENE		0.54	UJ	C	0.54	UJ	C	0.54	UJ	C	0.54	UJ	C
1,2,3-TRICHLOROPROPANE		0.24	U		0.24	U		0.24	U		0.24	U	
1,2,3-TRIMETHYLBENZENE		0.14	UJ	C	0.14	UJ	C	0.14	UJ	C	0.14	UJ	C
1,2,4-TRICHLOROBENZENE		0.26	U		0.26	U		0.26	UJ	C	0.26	UJ	C
1,2,4-TRIMETHYLBENZENE		0.07	U		0.07	U		0.07	U		0.07	U	
1,2-DIBROMO-3-CHLOROPROPANE		0.91	U		0.91	U		0.91	UJ	C	0.91	UJ	C
1,2-DIBROMOETHANE		0.12	U		0.12	U		0.12	U		0.12	U	
1,2-DICHLOROBENZENE		0.15	U		0.15	U		0.15	U		0.15	U	
1,2-DICHLOROETHANE		0.21	U		0.21	U		0.21	U		0.21	U	
1,2-DICHLOROPROPANE		0.15	U		0.15	U		0.15	U		0.15	U	
1,3-DICHLOROBENZENE		0.15	U		0.15	U		0.15	U		0.15	U	
1,3-DICHLOROPROPANE		0.21	U		0.21	U		0.21	U		0.21	U	
1,4-DICHLOROBENZENE		0.16	U		0.16	U		0.16	U		0.16	U	
2,2-DICHLOROPROPANE		0.31	U		0.31	U		0.31	U		0.31	U	
2-BUTANONE		1.2	U		1.2	U		1.2	U		1.2	U	
2-CHLOROETHYL VINYL ETHER		0.26	UR	M	0.26	UR	M	0.26	UR	M	0.26	UR	M
2-CHLOROTOLUENE		0.15	U		0.15	U		0.15	U		0.15	U	
2-HEXANONE		0.54	U		0.54	U		0.54	U		0.54	U	
4-CHLOROTOLUENE		0.09	U		0.09	U		0.09	U		0.09	U	
4-ISOPROPYLTOLUENE		0.13	U		0.13	U		0.13	U		0.13	U	
4-METHYL-2-PENTANONE		0.42	U		0.42	U		0.42	U		0.42	U	
ACETONE		5.4	U		5.4	U		5.4	U		5.4	U	
BENZENE		0.13	U		0.13	U		0.13	U		0.13	U	
BROMOBENZENE		0.12	U		0.12	U		0.12	U		0.12	U	
BROMOCHLOROMETHANE		0.14	U		0.14	U		0.14	U		0.14	U	
BROMODICHLOROMETHANE		0.17	U		0.17	U		0.17	U		0.17	U	
BROMOFORM		0.76	U		0.76	U		0.76	UJ	C	0.76	UJ	C
BROMOMETHANE		0.42	U		0.42	U		0.42	U		0.42	U	

PROJ_NO: 08424	NSAMPLE	MSA-SW44A-060718			MSA-SW44B-060718			MSA-SW44C-060718			MSA-SW44D-060718		
SDG: 240-96812-1	LAB_ID	240-96812-20			240-96812-21			240-96812-22			240-96812-6		
FRACTION: OV	SAMP_DATE	6/7/2018			6/7/2018			6/7/2018			6/7/2018		
MEDIA: WATER	QC_TYPE	NM			NM			NM			NM		
	UNITS	UG/L			UG/L			UG/L			UG/L		
	PCT_SOLIDS	0.0			0.0			0.0			0.0		
	DUP_OF												
PARAMETER		RESULT	VQL	QLCD	RESULT	VQL	QLCD	RESULT	VQL	QLCD	RESULT	VQL	QLCD
1,1,1,2-TETRACHLOROETHANE		0.14	U		0.14	U		0.14	U		0.14	U	
1,1,1-TRICHLOROETHANE		0.24	U		0.24	U		0.24	U		0.24	U	
1,1,2,2-TETRACHLOROETHANE		0.13	U		0.13	U		0.13	U		0.13	U	
1,1,2-TRICHLOROTRIFLUOROETHANE		0.41	U		0.41	U		0.41	U		0.41	U	
1,1-DICHLOROETHANE		0.17	U		0.17	U		0.17	U		0.17	U	
1,1-DICHLOROETHENE		0.19	U		0.19	U		0.19	U		0.19	U	
1,1-DICHLOROPROPENE		0.14	U		0.14	U		0.14	U		0.14	U	
1,2,3-TRICHLOROBENZENE		0.54	UJ	C	0.54	UJ	C	0.54	UJ	C	0.54	UJ	C
1,2,3-TRICHLOROPROPANE		0.24	U		0.24	U		0.24	U		0.24	U	
1,2,3-TRIMETHYLBENZENE		0.14	UJ	C	0.14	UJ	C	0.14	UJ	C	0.14	UJ	C
1,2,4-TRICHLOROBENZENE		0.26	U		0.26	U		0.26	U		0.26	U	
1,2,4-TRIMETHYLBENZENE		0.07	U		0.07	U		0.07	U		0.07	U	
1,2-DIBROMO-3-CHLOROPROPANE		0.91	U		0.91	U		0.91	U		0.91	U	
1,2-DIBROMOETHANE		0.12	U		0.12	U		0.12	U		0.12	U	
1,2-DICHLOROBENZENE		0.15	U		0.15	U		0.15	U		0.15	U	
1,2-DICHLOROETHANE		0.21	U		0.21	U		0.21	U		0.21	U	
1,2-DICHLOROPROPANE		0.15	U		0.15	U		0.15	U		0.15	U	
1,3-DICHLOROBENZENE		0.15	U		0.15	U		0.15	U		0.15	U	
1,3-DICHLOROPROPANE		0.21	U		0.21	U		0.21	U		0.21	U	
1,4-DICHLOROBENZENE		0.16	U		0.16	U		0.16	U		0.16	U	
2,2-DICHLOROPROPANE		0.31	U		0.31	U		0.31	U		0.31	U	
2-BUTANONE		1.2	U		1.2	U		1.2	U		1.2	U	
2-CHLOROETHYL VINYL ETHER		0.26	UR	M	0.26	UR	M	0.26	UR	M	0.26	UR	M
2-CHLOROTOLUENE		0.15	U		0.15	U		0.15	U		0.15	U	
2-HEXANONE		0.54	U		0.54	U		0.54	U		0.54	U	
4-CHLOROTOLUENE		0.09	U		0.09	U		0.09	U		0.09	U	
4-ISOPROPYLTOLUENE		0.13	U		0.13	U		0.13	U		0.13	U	
4-METHYL-2-PENTANONE		0.42	U		0.42	U		0.42	U		0.42	U	
ACETONE		5.4	U		5.4	U		5.4	U		5.4	U	
BENZENE		0.13	U		0.13	U		0.13	U		0.13	U	
BROMOBENZENE		0.12	U		0.12	U		0.12	U		0.12	U	
BROMOCHLOROMETHANE		0.14	U		0.14	U		0.14	U		0.14	U	
BROMODICHLOROMETHANE		0.17	U		0.17	U		0.17	U		0.17	U	
BROMOFORM		0.76	U		0.76	U		0.76	U		0.76	U	
BROMOMETHANE		0.42	U		0.42	U		0.42	U		0.42	U	

PROJ_NO: 08424	NSAMPLE	MSA-SW-45A-060718			MSA-SW-45B-060718			MSA-SW-45C-060718			MSA-SW-45D-060718		
SDG: 240-96812-1	LAB_ID	240-96812-35			240-96812-36			240-96812-37			240-96812-38		
FRACTION: OV	SAMP_DATE	6/7/2018			6/7/2018			6/7/2018			6/7/2018		
MEDIA: WATER	QC_TYPE	NM			NM			NM			NM		
	UNITS	UG/L			UG/L			UG/L			UG/L		
	PCT_SOLIDS	0.0			0.0			0.0			0.0		
	DUP_OF												
PARAMETER		RESULT	VQL	QLCD	RESULT	VQL	QLCD	RESULT	VQL	QLCD	RESULT	VQL	QLCD
1,1,1,2-TETRACHLOROETHANE		0.14	U		0.14	U		0.14	U		0.14	U	
1,1,1-TRICHLOROETHANE		0.24	U		0.24	U		0.24	U		0.24	U	
1,1,2,2-TETRACHLOROETHANE		0.13	U		0.13	U		0.13	U		0.13	U	
1,1,2-TRICHLOROTRIFLUOROETHANE		0.41	U		0.41	U		0.41	U		0.41	U	
1,1-DICHLOROETHANE		0.17	U		0.17	U		0.17	U		0.17	U	
1,1-DICHLOROETHENE		0.19	U		0.19	U		0.19	U		0.19	U	
1,1-DICHLOROPROPENE		0.14	U		0.14	U		0.14	U		0.14	U	
1,2,3-TRICHLOROBENZENE		0.54	UJ	C	0.54	UJ	C	0.54	UJ	C	0.54	UJ	C
1,2,3-TRICHLOROPROPANE		0.24	U		0.24	U		0.24	U		0.24	U	
1,2,3-TRIMETHYLBENZENE		0.14	U		0.14	U		0.14	U		0.14	UJ	C
1,2,4-TRICHLOROBENZENE		0.26	UJ	C	0.26	UJ	C	0.26	UJ	C	0.26	UJ	C
1,2,4-TRIMETHYLBENZENE		0.07	U		0.07	U		0.07	U		0.07	U	
1,2-DIBROMO-3-CHLOROPROPANE		0.91	UJ	C	0.91	UJ	C	0.91	UJ	C	0.91	UJ	C
1,2-DIBROMOETHANE		0.12	U		0.12	U		0.12	U		0.12	U	
1,2-DICHLOROBENZENE		0.15	U		0.15	U		0.15	U		0.15	U	
1,2-DICHLOROETHANE		0.21	U		0.21	U		0.21	U		0.21	U	
1,2-DICHLOROPROPANE		0.15	U		0.15	U		0.15	U		0.15	U	
1,3-DICHLOROBENZENE		0.15	U		0.15	U		0.15	U		0.15	U	
1,3-DICHLOROPROPANE		0.21	U		0.21	U		0.21	U		0.21	U	
1,4-DICHLOROBENZENE		0.16	U		0.16	U		0.16	U		0.16	U	
2,2-DICHLOROPROPANE		0.31	U		0.31	U		0.31	U		0.31	U	
2-BUTANONE		1.2	U		1.2	U		1.2	U		1.2	U	
2-CHLOROETHYL VINYL ETHER		0.26	UR	M	0.26	UR	M	0.26	UR	M	0.26	UR	M
2-CHLOROTOLUENE		0.15	U		0.15	U		0.15	U		0.15	U	
2-HEXANONE		0.54	U		0.54	U		0.54	U		0.54	U	
4-CHLOROTOLUENE		0.09	U		0.09	U		0.09	U		0.09	U	
4-ISOPROPYLTOLUENE		0.13	U		0.13	U		0.13	U		0.13	U	
4-METHYL-2-PENTANONE		0.42	U		0.42	U		0.42	U		0.42	U	
ACETONE		5.4	U		5.4	U		5.4	U		5.4	U	
BENZENE		0.13	U		0.13	U		0.13	U		0.13	U	
BROMOBENZENE		0.12	U		0.12	U		0.12	U		0.12	U	
BROMOCHLOROMETHANE		0.14	U		0.14	U		0.14	U		0.14	U	
BROMODICHLOROMETHANE		0.17	U		0.17	U		0.17	U		0.17	U	
BROMOFORM		0.76	UJ	C	0.76	UJ	C	0.76	UJ	C	0.76	UJ	C
BROMOMETHANE		0.42	U		0.42	U		0.42	U		0.42	U	

PROJ_NO: 08424	NSAMPLE	MSA-SW46A-060718			MSA-SW47A-060718			MSA-SW48A-060718			MSA-SW49A-060718		
SDG: 240-96812-1	LAB_ID	240-96812-9			240-96812-8			240-96812-10			240-96812-7		
FRACTION: OV	SAMP_DATE	6/7/2018			6/7/2018			6/7/2018			6/7/2018		
MEDIA: WATER	QC_TYPE	NM			NM			NM			NM		
	UNITS	UG/L			UG/L			UG/L			UG/L		
	PCT_SOLIDS	0.0			0.0			0.0			0.0		
	DUP_OF												
PARAMETER		RESULT	VQL	QLCD	RESULT	VQL	QLCD	RESULT	VQL	QLCD	RESULT	VQL	QLCD
1,1,1,2-TETRACHLOROETHANE		0.14	U		0.14	U		0.14	U		0.14	U	
1,1,1-TRICHLOROETHANE		0.24	U		0.24	U		0.24	U		0.24	U	
1,1,2,2-TETRACHLOROETHANE		0.13	U		0.13	U		0.13	U		0.13	U	
1,1,2-TRICHLOROTRIFLUOROETHANE		0.41	U		0.41	U		0.41	U		0.41	U	
1,1-DICHLOROETHANE		0.17	U		0.17	U		0.17	U		0.17	U	
1,1-DICHLOROETHENE		0.19	U		0.19	U		0.19	U		0.19	U	
1,1-DICHLOROPROPENE		0.14	U		0.14	U		0.14	U		0.14	U	
1,2,3-TRICHLOROBENZENE		0.54	UJ	C	0.54	UJ	C	0.54	UJ	C	0.54	UJ	C
1,2,3-TRICHLOROPROPANE		0.24	U		0.24	U		0.24	U		0.24	U	
1,2,3-TRIMETHYLBENZENE		0.14	UJ	C	0.14	UJ	C	0.14	UJ	C	0.14	UJ	C
1,2,4-TRICHLOROBENZENE		0.26	U		0.26	U		0.26	U		0.26	U	
1,2,4-TRIMETHYLBENZENE		0.07	U		0.07	U		0.07	U		0.07	U	
1,2-DIBROMO-3-CHLOROPROPANE		0.91	U		0.91	U		0.91	U		0.91	U	
1,2-DIBROMOETHANE		0.12	U		0.12	U		0.12	U		0.12	U	
1,2-DICHLOROBENZENE		0.15	U		0.15	U		0.15	U		0.15	U	
1,2-DICHLOROETHANE		0.21	U		0.21	U		0.21	U		0.21	U	
1,2-DICHLOROPROPANE		0.15	U		0.15	U		0.15	U		0.15	U	
1,3-DICHLOROBENZENE		0.15	U		0.15	U		0.15	U		0.15	U	
1,3-DICHLOROPROPANE		0.21	U		0.21	U		0.21	U		0.21	U	
1,4-DICHLOROBENZENE		0.16	U		0.16	U		0.16	U		0.16	U	
2,2-DICHLOROPROPANE		0.31	U		0.31	U		0.31	U		0.31	U	
2-BUTANONE		1.2	U		1.2	U		1.2	U		1.2	U	
2-CHLOROETHYL VINYL ETHER		0.26	UR	M	0.26	UR	M	0.26	UR	M	0.26	UR	M
2-CHLOROTOLUENE		0.15	U		0.15	U		0.15	U		0.15	U	
2-HEXANONE		0.54	U		0.54	U		0.54	U		0.54	U	
4-CHLOROTOLUENE		0.09	U		0.09	U		0.09	U		0.09	U	
4-ISOPROPYLTOLUENE		0.13	U		0.13	U		0.13	U		0.13	U	
4-METHYL-2-PENTANONE		0.42	U		0.42	U		0.42	U		0.42	U	
ACETONE		5.4	U		5.4	U		5.4	U		5.4	U	
BENZENE		0.13	U		0.13	U		0.13	U		0.13	U	
BROMOBENZENE		0.12	U		0.12	U		0.12	U		0.12	U	
BROMOCHLOROMETHANE		0.14	U		0.14	U		0.14	U		0.14	U	
BROMODICHLOROMETHANE		0.17	U		0.17	U		0.17	U		0.17	U	
BROMOFORM		0.76	U		0.76	U		0.76	U		0.76	U	
BROMOMETHANE		0.42	U		0.42	U		0.42	U		0.42	U	

PROJ_NO: 08424	NSAMPLE	TB-060718		
SDG: 240-96812-1	LAB_ID	240-96812-45		
FRACTION: OV	SAMP_DATE	6/7/2018		
MEDIA: WATER	QC_TYPE	NM		
	UNITS	UG/L		
	PCT_SOLIDS	0.0		
	DUP_OF			
PARAMETER		RESULT	VQL	QLCD
1,1,1,2-TETRACHLOROETHANE		0.14	U	
1,1,1-TRICHLOROETHANE		0.24	U	
1,1,2,2-TETRACHLOROETHANE		0.13	U	
1,1,2-TRICHLOROTRIFLUOROETHANE		0.41	U	
1,1-DICHLOROETHANE		0.17	U	
1,1-DICHLOROETHENE		0.19	U	
1,1-DICHLOROPROPENE		0.14	U	
1,2,3-TRICHLOROBENZENE		0.54	UJ	C
1,2,3-TRICHLOROPROPANE		0.24	U	
1,2,3-TRIMETHYLBENZENE		0.14	UJ	C
1,2,4-TRICHLOROBENZENE		0.26	UJ	C
1,2,4-TRIMETHYLBENZENE		0.07	U	
1,2-DIBROMO-3-CHLOROPROPANE		0.91	UJ	C
1,2-DIBROMOETHANE		0.12	U	
1,2-DICHLOROBENZENE		0.15	U	
1,2-DICHLOROETHANE		0.21	U	
1,2-DICHLOROPROPANE		0.15	U	
1,3-DICHLOROBENZENE		0.15	U	
1,3-DICHLOROPROPANE		0.21	U	
1,4-DICHLOROBENZENE		0.16	U	
2,2-DICHLOROPROPANE		0.31	U	
2-BUTANONE		1.2	U	
2-CHLOROETHYL VINYL ETHER		0.26	UR	M
2-CHLOROTOLUENE		0.15	U	
2-HEXANONE		0.54	U	
4-CHLOROTOLUENE		0.09	U	
4-ISOPROPYLTOLUENE		0.13	U	
4-METHYL-2-PENTANONE		0.42	U	
ACETONE		5.4	U	
BENZENE		0.13	U	
BROMOBENZENE		0.12	U	
BROMOCHLOROMETHANE		0.14	U	
BROMODICHLOROMETHANE		0.17	U	
BROMOFORM		0.76	UJ	C
BROMOMETHANE		0.42	U	

PROJ_NO: 08424	NSAMPLE	EL-SW-01-A-060718			EL-SW-01-B-060718			EL-SW-01-C-060718			EL-SW01-D-060718		
SDG: 240-96812-1	LAB_ID	240-96812-28			240-96812-29			240-96812-30			240-96812-23		
FRACTION: OV	SAMP_DATE	6/7/2018			6/7/2018			6/7/2018			6/7/2018		
MEDIA: WATER	QC_TYPE	NM			NM			NM			NM		
	UNITS	UG/L			UG/L			UG/L			UG/L		
	PCT_SOLIDS	0.0			0.0			0.0			0.0		
	DUP_OF												
PARAMETER		RESULT	VQL	QLCD	RESULT	VQL	QLCD	RESULT	VQL	QLCD	RESULT	VQL	QLCD
CARBON DISULFIDE		0.28	U		0.28	U		0.28	U		0.28	U	
CARBON TETRACHLORIDE		0.26	U		0.26	U		0.26	U		0.26	U	
CHLOROBENZENE		0.14	U		0.14	U		0.14	U		0.14	U	
CHLORODIBROMOMETHANE		0.39	U		0.39	U		0.39	U		0.39	U	
CHLORODIFLUOROMETHANE		1	U		1	U		1	U		1	U	
CHLOROETHANE		0.83	U		0.83	U		0.83	U		0.83	U	
CHLOROFORM		0.13	U		0.13	U		0.13	U		0.13	U	
CHLOROMETHANE		0.2	U		0.2	U		0.2	U		0.2	U	
CIS-1,2-DICHLOROETHENE		0.16	UJ	C	0.16	UJ	C	0.16	UJ	C	0.16	U	
CIS-1,3-DICHLOROPROPENE		0.61	U		0.61	U		0.61	U		0.61	U	
DIBROMOMETHANE		0.09	UJ	CE	0.09	UJ	CE	0.09	UJ	CE	0.09	UJ	CE
DICHLORODIFLUOROMETHANE		0.35	UJ	C	0.35	UJ	C	0.35	UJ	C	0.35	U	
DIISOPROPYL ETHER		0.17	U		0.17	U		0.17	U		0.17	U	
ETHYL TERT-BUTYL ETHER		0.15	U		0.15	U		0.15	U		0.15	U	
ETHYLBENZENE		0.11	U		0.11	U		0.11	U		0.11	U	
HEXACHLOROBUTADIENE		0.83	UJ	C	0.83	UJ	C	0.83	UJ	C	0.83	U	
ISOPROPYLBENZENE		0.09	U		0.09	U		0.09	U		0.09	U	
M+P-XYLENES		0.08	U		0.08	U		0.08	U		0.08	U	
METHYL TERT-BUTYL ETHER		0.07	U		0.07	U		0.07	U		0.07	U	
METHYLENE CHLORIDE		2.6	U		2.6	U		2.6	U		2.6	U	
NAPHTHALENE		0.32	UJ	C	0.32	UJ	C	0.32	UJ	C	0.32	U	
N-BUTYLBENZENE		0.14	U		0.14	U		0.14	U		0.14	U	
N-PROPYLBENZENE		0.15	U		0.15	U		0.15	U		0.15	U	
O-XYLENE		0.09	U		0.09	U		0.09	U		0.09	U	
SEC-BUTYLBENZENE		0.13	U		0.13	U		0.13	U		0.13	U	
STYRENE		0.1	U		0.1	U		0.1	U		0.1	U	
TERT-AMYL METHYL ETHER		0.11	U		0.11	U		0.11	U		0.11	U	
TERT-BUTYLBENZENE		0.14	U		0.14	U		0.14	U		0.14	U	
TERTIARY-BUTYL ALCOHOL		1.7	U		1.7	U		1.7	U		1.7	U	
TETRACHLOROETHENE		0.15	U		0.15	U		0.15	U		0.15	U	
TOLUENE		0.14	U		0.14	U		0.14	U		0.14	U	
TOTAL XYLENES		0.15	U		0.15	U		0.15	U		0.15	U	
TRANS-1,2-DICHLOROETHENE		0.19	U		0.19	U		0.19	U		0.19	U	
TRANS-1,3-DICHLOROPROPENE		0.67	U		0.67	U		0.67	U		0.67	U	
TRICHLOROETHENE		0.1	UJ	C	0.1	UJ	C	0.1	UJ	C	0.1	U	

PROJ_NO: 08424	NSAMPLE	MSA-SW37A-060718			MSA-SW37B-060718			MSA-SW37C-060718			MSA-SW37D-060718		
SDG: 240-96812-1	LAB_ID	240-96812-16			240-96812-15			240-96812-14			240-96812-13		
FRACTION: OV	SAMP_DATE	6/7/2018			6/7/2018			6/7/2018			6/7/2018		
MEDIA: WATER	QC_TYPE	NM			NM			NM			NM		
	UNITS	UG/L			UG/L			UG/L			UG/L		
	PCT_SOLIDS	0.0			0.0			0.0			0.0		
	DUP_OF												
PARAMETER		RESULT	VQL	QLCD	RESULT	VQL	QLCD	RESULT	VQL	QLCD	RESULT	VQL	QLCD
CARBON DISULFIDE		0.28	U		0.28	U		0.28	U		0.28	U	
CARBON TETRACHLORIDE		0.26	U		0.26	U		0.26	U		0.26	U	
CHLOROBENZENE		0.14	U		0.14	U		0.14	U		0.14	U	
CHLORODIBROMOMETHANE		0.39	U		0.39	U		0.39	U		0.39	U	
CHLORODIFLUOROMETHANE		1	U		1	U		1	U		1	U	
CHLOROETHANE		0.83	U		0.83	U		0.83	U		0.83	U	
CHLOROFORM		0.13	U		0.13	U		0.13	U		0.13	U	
CHLOROMETHANE		0.2	U		0.2	U		0.2	U		0.2	U	
CIS-1,2-DICHLOROETHENE		0.16	U		0.23	J	PR	0.26	J	PR	0.16	U	
CIS-1,3-DICHLOROPROPENE		0.61	U		0.61	U		0.61	U		0.61	U	
DIBROMOMETHANE		0.09	UJ	CE	0.09	UJ	CE	0.09	UJ	CE	0.09	UJ	CE
DICHLORODIFLUOROMETHANE		0.35	U		0.35	U		0.35	U		0.35	U	
DIISOPROPYL ETHER		0.17	U		0.17	U		0.17	U		0.17	U	
ETHYL TERT-BUTYL ETHER		0.15	U		0.15	U		0.15	U		0.15	U	
ETHYLBENZENE		0.11	U		0.11	U		0.11	U		0.11	U	
HEXACHLOROBUTADIENE		0.83	U		0.83	U		0.83	U		0.83	U	
ISOPROPYLBENZENE		0.09	U		0.09	U		0.09	U		0.09	U	
M+P-XYLENES		0.08	U		0.08	U		0.08	U		0.08	U	
METHYL TERT-BUTYL ETHER		0.07	U		0.07	U		0.07	U		0.07	U	
METHYLENE CHLORIDE		2.6	U		2.6	U		2.6	U		2.6	U	
NAPHTHALENE		0.32	U		0.32	U		0.32	U		0.32	U	
N-BUTYLBENZENE		0.14	U		0.14	U		0.14	U		0.14	U	
N-PROPYLBENZENE		0.15	U		0.15	U		0.15	U		0.15	U	
O-XYLENE		0.09	U		0.09	U		0.09	U		0.09	U	
SEC-BUTYLBENZENE		0.13	U		0.13	U		0.13	U		0.13	U	
STYRENE		0.1	U		0.1	U		0.1	U		0.1	U	
TERT-AMYL METHYL ETHER		0.11	U		0.11	U		0.11	U		0.11	U	
TERT-BUTYLBENZENE		0.14	U		0.14	U		0.14	U		0.14	U	
TERTIARY-BUTYL ALCOHOL		1.7	U		1.7	U		1.7	U		1.7	U	
TETRACHLOROETHENE		0.15	U		0.15	U		0.15	U		0.15	U	
TOLUENE		0.14	U		0.14	U		0.14	U		0.14	U	
TOTAL XYLENES		0.15	U		0.15	U		0.15	U		0.15	U	
TRANS-1,2-DICHLOROETHENE		0.19	U		0.19	U		0.19	U		0.19	U	
TRANS-1,3-DICHLOROPROPENE		0.67	U		0.67	U		0.67	U		0.67	U	
TRICHLOROETHENE		0.1	U		0.1	U		0.1	U		0.1	U	

PROJ_NO: 08424	NSAMPLE	MSA-SW38A-060718			MSA-SW38B-060718			MSA-SW38C-060718			MSA-SW38D-060718		
SDG: 240-96812-1	LAB_ID	240-96812-5			240-96812-1			240-96812-18			240-96812-19		
FRACTION: OV	SAMP_DATE	6/7/2018			6/7/2018			6/7/2018			6/7/2018		
MEDIA: WATER	QC_TYPE	NM			NM			NM			NM		
	UNITS	UG/L			UG/L			UG/L			UG/L		
	PCT_SOLIDS	0.0			0.0			0.0			0.0		
	DUP_OF												
PARAMETER		RESULT	VQL	QLCD	RESULT	VQL	QLCD	RESULT	VQL	QLCD	RESULT	VQL	QLCD
CARBON DISULFIDE		0.28	U		0.28	U		0.28	U		0.28	U	
CARBON TETRACHLORIDE		0.26	U		0.26	U		0.26	U		0.26	U	
CHLOROBENZENE		0.14	U		0.14	U		0.14	U		0.14	U	
CHLORODIBROMOMETHANE		0.39	U		0.39	U		0.39	U		0.39	U	
CHLORODIFLUOROMETHANE		1	U		1	U		1	U		1	U	
CHLOROETHANE		0.83	U		0.83	U		0.83	U		0.83	U	
CHLOROFORM		0.13	U		0.13	U		0.13	U		0.13	U	
CHLOROMETHANE		0.2	U		0.2	U		0.2	U		0.2	U	
CIS-1,2-DICHLOROETHENE		0.33	J	P	0.22	J	P	0.16	U		0.16	U	
CIS-1,3-DICHLOROPROPENE		0.61	U		0.61	U		0.61	U		0.61	U	
DIBROMOMETHANE		0.09	UJ	C	0.09	UJ	C	0.09	UJ	CE	0.09	UJ	CE
DICHLORODIFLUOROMETHANE		0.35	UJ	C	0.35	UJ	C	0.35	U		0.35	U	
DIISOPROPYL ETHER		0.17	U		0.17	U		0.17	U		0.17	U	
ETHYL TERT-BUTYL ETHER		0.15	U		0.15	U		0.15	U		0.15	U	
ETHYLBENZENE		0.11	U		0.11	U		0.11	U		0.11	U	
HEXACHLOROBUTADIENE		0.83	UJ	C	0.83	UJ	C	0.83	U		0.83	U	
ISOPROPYLBENZENE		0.09	U		0.09	U		0.09	U		0.09	U	
M+P-XYLENES		0.08	U		0.08	U		0.08	U		0.08	U	
METHYL TERT-BUTYL ETHER		0.07	U		0.07	U		0.07	U		0.07	U	
METHYLENE CHLORIDE		2.6	U		2.6	U		2.6	U		2.6	U	
NAPHTHALENE		0.32	U		0.32	U		0.32	U		0.32	U	
N-BUTYLBENZENE		0.14	U		0.14	U		0.14	U		0.14	U	
N-PROPYLBENZENE		0.15	U		0.15	U		0.15	U		0.15	U	
O-XYLENE		0.09	U		0.09	U		0.09	U		0.09	U	
SEC-BUTYLBENZENE		0.13	U		0.13	U		0.13	U		0.13	U	
STYRENE		0.1	U		0.1	U		0.1	U		0.1	U	
TERT-AMYL METHYL ETHER		0.11	U		0.11	U		0.11	U		0.11	U	
TERT-BUTYLBENZENE		0.14	U		0.14	U		0.14	U		0.14	U	
TERTIARY-BUTYL ALCOHOL		1.7	U		1.7	U		1.7	U		1.7	U	
TETRACHLOROETHENE		0.15	U		0.15	U		0.15	U		0.15	U	
TOLUENE		0.14	U		0.14	U		0.14	U		0.14	U	
TOTAL XYLENES		0.15	U		0.15	U		0.15	U		0.15	U	
TRANS-1,2-DICHLOROETHENE		0.19	U		0.19	U		0.19	U		0.19	U	
TRANS-1,3-DICHLOROPROPENE		0.67	U		0.67	U		0.67	U		0.67	U	
TRICHLOROETHENE		0.1	U		0.1	U		0.1	U		0.1	U	

PROJ_NO: 08424	NSAMPLE	MSA-SW-39A-060718			MSA-SW-39B-060718			MSA-SW-39C-060718			MSA-SW-39D-060718		
SDG: 240-96812-1	LAB_ID	240-96812-42			240-96812-43			240-96812-44			240-96812-39		
FRACTION: OV	SAMP_DATE	6/7/2018			6/7/2018			6/7/2018			6/7/2018		
MEDIA: WATER	QC_TYPE	NM			NM			NM			NM		
	UNITS	UG/L			UG/L			UG/L			UG/L		
	PCT_SOLIDS	0.0			0.0			0.0			0.0		
	DUP_OF												
PARAMETER		RESULT	VQL	QLCD	RESULT	VQL	QLCD	RESULT	VQL	QLCD	RESULT	VQL	QLCD
CARBON DISULFIDE		0.28	U		0.28	U		0.28	U		0.28	U	
CARBON TETRACHLORIDE		0.26	U		0.26	U		0.26	U		0.26	U	
CHLOROBENZENE		0.14	U		0.14	U		0.14	U		0.14	U	
CHLORODIBROMOMETHANE		0.39	U		0.39	U		0.39	U		0.39	U	
CHLORODIFLUOROMETHANE		1	U		1	U		1	U		1	U	
CHLOROETHANE		0.83	U		0.83	U		0.83	U		0.83	U	
CHLOROFORM		0.13	U		0.13	U		0.13	U		0.13	U	
CHLOROMETHANE		0.2	U		0.2	U		0.2	U		0.2	U	
CIS-1,2-DICHLOROETHENE		0.16	U		0.2	U	A	0.16	U		0.18	U	A
CIS-1,3-DICHLOROPROPENE		0.61	U		0.61	U		0.61	U		0.61	U	
DIBROMOMETHANE		0.09	UJ	CE	0.09	UJ	CE	0.09	UJ	CE	0.09	UJ	CE
DICHLORODIFLUOROMETHANE		0.35	U		0.35	U		0.35	U		0.35	U	
DIISOPROPYL ETHER		0.17	U		0.17	U		0.17	U		0.17	U	
ETHYL TERT-BUTYL ETHER		0.15	U		0.15	U		0.15	U		0.15	U	
ETHYLBENZENE		0.11	U		0.11	U		0.11	U		0.11	U	
HEXACHLOROBUTADIENE		0.83	U		0.83	U		0.83	U		0.83	U	
ISOPROPYLBENZENE		0.09	U		0.09	U		0.09	U		0.09	U	
M+P-XYLENES		0.08	U		0.08	U		0.08	U		0.13	J	PR
METHYL TERT-BUTYL ETHER		0.07	U		0.07	U		0.07	U		0.07	U	
METHYLENE CHLORIDE		2.6	U		2.6	U		2.6	U		2.6	U	
NAPHTHALENE		0.32	U		0.32	U		0.32	U		0.32	U	
N-BUTYLBENZENE		0.14	UJ	C	0.14	UJ	C	0.14	UJ	C	0.14	UJ	C
N-PROPYLBENZENE		0.15	U		0.15	U		0.15	U		0.15	U	
O-XYLENE		0.09	U		0.09	U		0.09	U		0.09	U	
SEC-BUTYLBENZENE		0.13	U		0.13	U		0.13	U		0.13	U	
STYRENE		0.1	U		0.1	U		0.1	U		0.1	U	
TERT-AMYL METHYL ETHER		0.11	U		0.11	U		0.11	U		0.11	U	
TERT-BUTYLBENZENE		0.14	U		0.14	U		0.14	U		0.14	U	
TERTIARY-BUTYL ALCOHOL		1.7	U		1.7	U		1.7	U		1.7	U	
TETRACHLOROETHENE		0.15	U		0.15	U		0.15	U		0.15	U	
TOLUENE		0.14	U		0.14	U		0.14	U		0.19	J	PR
TOTAL XYLENES		0.15	U		0.15	U		0.15	U		0.15	U	
TRANS-1,2-DICHLOROETHENE		0.19	U		0.19	U		0.19	U		0.19	U	
TRANS-1,3-DICHLOROPROPENE		0.67	U		0.67	U		0.67	U		0.67	U	
TRICHLOROETHENE		0.38	U	B	0.35	U	B	0.31	U	B	0.38	U	B

PROJ_NO: 08424	NSAMPLE	MSA-SW40A-060718			MSA-SW40B-060718			MSA-SW40C-060718			MSA-SW40D-060718		
SDG: 240-96812-1	LAB_ID	240-96812-17			240-96812-2			240-96812-3			240-96812-4		
FRACTION: OV	SAMP_DATE	6/7/2018			6/7/2018			6/7/2018			6/7/2018		
MEDIA: WATER	QC_TYPE	NM			NM			NM			NM		
	UNITS	UG/L			UG/L			UG/L			UG/L		
	PCT_SOLIDS	0.0			0.0			0.0			0.0		
	DUP_OF												
PARAMETER		RESULT	VQL	QLCD	RESULT	VQL	QLCD	RESULT	VQL	QLCD	RESULT	VQL	QLCD
CARBON DISULFIDE		0.28	U		0.28	U		0.28	U		0.28	U	
CARBON TETRACHLORIDE		0.26	U		0.26	U		0.26	U		0.26	U	
CHLOROBENZENE		0.14	U		0.14	U		0.14	U		0.14	U	
CHLORODIBROMOMETHANE		0.39	U		0.39	U		0.39	U		0.39	U	
CHLORODIFLUOROMETHANE		1	U		1	U		1	U		1	U	
CHLOROETHANE		0.83	U		0.83	U		0.83	U		0.83	U	
CHLOROFORM		0.13	U		0.13	U		0.13	U		0.13	U	
CHLOROMETHANE		0.2	U		0.2	U		0.2	U		0.2	U	
CIS-1,2-DICHLOROETHENE		0.16	U		0.16	J	PR	0.16	U		0.16	U	
CIS-1,3-DICHLOROPROPENE		0.61	U		0.61	U		0.61	U		0.61	U	
DIBROMOMETHANE		0.09	UJ	CE	0.09	UJ	C	0.09	UJ	C	0.09	UJ	C
DICHLORODIFLUOROMETHANE		0.35	U		0.35	UJ	C	0.35	UJ	C	0.35	UJ	C
DIISOPROPYL ETHER		0.17	U		0.17	U		0.17	U		0.17	U	
ETHYL TERT-BUTYL ETHER		0.15	U		0.15	U		0.15	U		0.15	U	
ETHYLBENZENE		0.11	U		0.11	U		0.11	U		0.11	U	
HEXACHLOROBUTADIENE		0.83	U		0.83	UJ	C	0.83	UJ	C	0.83	UJ	C
ISOPROPYLBENZENE		0.09	U		0.09	U		0.09	U		0.09	U	
M+P-XYLENES		0.08	U		0.08	U		0.08	U		0.08	U	
METHYL TERT-BUTYL ETHER		0.07	U		0.07	U		0.07	U		0.07	U	
METHYLENE CHLORIDE		2.6	U		2.6	U		2.6	U		2.6	U	
NAPHTHALENE		0.32	U		0.32	U		0.32	U		0.32	U	
N-BUTYLBENZENE		0.14	U		0.14	U		0.14	U		0.14	U	
N-PROPYLBENZENE		0.15	U		0.15	U		0.15	U		0.15	U	
O-XYLENE		0.09	U		0.09	U		0.09	U		0.09	U	
SEC-BUTYLBENZENE		0.13	U		0.13	U		0.13	U		0.13	U	
STYRENE		0.1	U		0.1	U		0.1	U		0.1	U	
TERT-AMYL METHYL ETHER		0.11	U		0.11	U		0.11	U		0.11	U	
TERT-BUTYLBENZENE		0.14	U		0.14	U		0.14	U		0.14	U	
TERTIARY-BUTYL ALCOHOL		1.7	U		1.7	U		1.7	U		1.7	U	
TETRACHLOROETHENE		0.15	U		0.15	U		0.15	U		0.15	U	
TOLUENE		0.14	U		0.14	U		0.14	U		0.14	U	
TOTAL XYLENES		0.15	U		0.15	U		0.15	U		0.15	U	
TRANS-1,2-DICHLOROETHENE		0.19	U		0.19	U		0.19	U		0.19	U	
TRANS-1,3-DICHLOROPROPENE		0.67	U		0.67	U		0.67	U		0.67	U	
TRICHLOROETHENE		0.1	U		0.1	U		0.1	U		0.1	U	

PROJ_NO: 08424	NSAMPLE	MSA-SW-41A-060718			MSA-SW-41B-060718			MSA-SW-41C-060718			MSA-SW-41D-060718		
SDG: 240-96812-1	LAB_ID	240-96812-24			240-96812-25			240-96812-26			240-96812-27		
FRACTION: OV	SAMP_DATE	6/7/2018			6/7/2018			6/7/2018			6/7/2018		
MEDIA: WATER	QC_TYPE	NM			NM			NM			NM		
	UNITS	UG/L			UG/L			UG/L			UG/L		
	PCT_SOLIDS	0.0			0.0			0.0			0.0		
	DUP_OF												
PARAMETER		RESULT	VQL	QLCD	RESULT	VQL	QLCD	RESULT	VQL	QLCD	RESULT	VQL	QLCD
CARBON DISULFIDE		0.28	U		0.28	U		0.28	U		0.28	U	
CARBON TETRACHLORIDE		0.26	U		0.26	U		0.26	U		0.26	U	
CHLOROBENZENE		0.14	U		0.14	U		0.14	U		0.14	U	
CHLORODIBROMOMETHANE		0.39	U		0.39	U		0.39	U		0.39	U	
CHLORODIFLUOROMETHANE		1	U		1	U		1	U		1	U	
CHLOROETHANE		0.83	U		0.83	U		0.83	U		0.83	U	
CHLOROFORM		0.13	U		0.13	U		0.13	U		0.13	U	
CHLOROMETHANE		0.2	U		0.2	U		0.2	U		0.2	U	
CIS-1,2-DICHLOROETHENE		0.16	U		0.16	U		0.16	UJ	C	0.16	UJ	C
CIS-1,3-DICHLOROPROPENE		0.61	U		0.61	U		0.61	U		0.61	U	
DIBROMOMETHANE		0.09	UJ	CE	0.09	UJ	CE	0.09	UJ	CE	0.09	UJ	CE
DICHLORODIFLUOROMETHANE		0.35	U		0.35	U		0.35	UJ	C	0.35	UJ	C
DIISOPROPYL ETHER		0.17	U		0.17	U		0.17	U		0.17	U	
ETHYL TERT-BUTYL ETHER		0.15	U		0.15	U		0.15	U		0.15	U	
ETHYLBENZENE		0.11	U		0.11	U		0.11	U		0.11	U	
HEXACHLOROBUTADIENE		0.83	U		0.83	U		0.83	UJ	C	0.83	UJ	C
ISOPROPYLBENZENE		0.09	U		0.09	U		0.09	U		0.09	U	
M+P-XYLENES		0.08	U		0.08	U		0.08	U		0.08	U	
METHYL TERT-BUTYL ETHER		0.07	U		0.07	U		0.07	U		0.07	U	
METHYLENE CHLORIDE		2.6	U		2.6	U		2.6	U		2.6	U	
NAPHTHALENE		0.32	U		0.32	U		0.32	UJ	C	0.32	UJ	C
N-BUTYLBENZENE		0.14	U		0.14	U		0.14	U		0.14	U	
N-PROPYLBENZENE		0.15	U		0.15	U		0.15	U		0.15	U	
O-XYLENE		0.09	U		0.09	U		0.09	U		0.09	U	
SEC-BUTYLBENZENE		0.13	U		0.13	U		0.13	U		0.13	U	
STYRENE		0.1	U		0.1	U		0.1	U		0.1	U	
TERT-AMYL METHYL ETHER		0.11	U		0.11	U		0.11	U		0.11	U	
TERT-BUTYLBENZENE		0.14	U		0.14	U		0.14	U		0.14	U	
TERTIARY-BUTYL ALCOHOL		1.7	U		1.7	U		1.7	U		1.7	U	
TETRACHLOROETHENE		0.15	U		0.15	U		0.15	U		0.15	U	
TOLUENE		0.14	U		0.14	U		0.14	U		0.14	U	
TOTAL XYLENES		0.15	U		0.15	U		0.15	U		0.15	U	
TRANS-1,2-DICHLOROETHENE		0.19	U		0.19	U		0.19	U		0.19	U	
TRANS-1,3-DICHLOROPROPENE		0.67	U		0.67	U		0.67	U		0.67	U	
TRICHLOROETHENE		0.1	U		0.1	U		0.1	UJ	C	0.1	UJ	C

PROJ_NO: 08424	NSAMPLE	MSA-SW-42A-060718			MSA-SW-42B-060718			MSA-SW-42C-060718			MSA-SW-42D-060718		
SDG: 240-96812-1	LAB_ID	240-96812-31			240-96812-32			240-96812-33			240-96812-34		
FRACTION: OV	SAMP_DATE	6/7/2018			6/7/2018			6/7/2018			6/7/2018		
MEDIA: WATER	QC_TYPE	NM			NM			NM			NM		
	UNITS	UG/L			UG/L			UG/L			UG/L		
	PCT_SOLIDS	0.0			0.0			0.0			0.0		
	DUP_OF												
PARAMETER		RESULT	VQL	QLCD	RESULT	VQL	QLCD	RESULT	VQL	QLCD	RESULT	VQL	QLCD
CARBON DISULFIDE		0.28	U		0.28	U		0.28	U		0.28	U	
CARBON TETRACHLORIDE		0.26	U		0.26	U		0.26	U		0.26	U	
CHLOROBENZENE		0.14	U		0.14	U		0.14	U		0.14	U	
CHLORODIBROMOMETHANE		0.39	U		0.39	U		0.39	U		0.39	U	
CHLORODIFLUOROMETHANE		1	U		1	U		1	U		1	U	
CHLOROETHANE		0.83	U		0.83	U		0.83	U		0.83	U	
CHLOROFORM		0.13	U		0.13	U		0.13	U		0.13	U	
CHLOROMETHANE		0.2	U		0.2	U		0.2	U		0.2	U	
CIS-1,2-DICHLOROETHENE		0.17	J	CP	0.18	J	CPR	0.16	UJ	C	0.16	UJ	C
CIS-1,3-DICHLOROPROPENE		0.61	U		0.61	U		0.61	U		0.61	U	
DIBROMOMETHANE		0.09	UJ	CE	0.09	UJ	CE	0.09	UJ	CE	0.09	UJ	CE
DICHLORODIFLUOROMETHANE		0.35	UJ	C	0.35	UJ	C	0.35	UJ	C	0.35	UJ	C
DIISOPROPYL ETHER		0.17	U		0.17	U		0.17	U		0.17	U	
ETHYL TERT-BUTYL ETHER		0.15	U		0.15	U		0.15	U		0.15	U	
ETHYLBENZENE		0.11	U		0.11	U		0.11	U		0.11	U	
HEXACHLOROBUTADIENE		0.83	UJ	C	0.83	UJ	C	0.83	UJ	C	0.83	UJ	C
ISOPROPYLBENZENE		0.09	U		0.09	U		0.09	U		0.09	U	
M+P-XYLENES		0.08	U		0.08	U		0.08	U		0.08	U	
METHYL TERT-BUTYL ETHER		0.07	U		0.07	U		0.07	U		0.07	U	
METHYLENE CHLORIDE		2.6	U		2.6	U		2.6	U		2.6	U	
NAPHTHALENE		0.32	UJ	C	0.32	UJ	C	0.32	UJ	C	0.32	UJ	C
N-BUTYLBENZENE		0.14	U		0.14	U		0.14	U		0.14	U	
N-PROPYLBENZENE		0.15	U		0.15	U		0.15	U		0.15	U	
O-XYLENE		0.09	U		0.09	U		0.09	U		0.09	U	
SEC-BUTYLBENZENE		0.13	U		0.13	U		0.13	U		0.13	U	
STYRENE		0.1	U		0.1	U		0.1	U		0.1	U	
TERT-AMYL METHYL ETHER		0.11	U		0.11	U		0.11	U		0.11	U	
TERT-BUTYLBENZENE		0.14	U		0.14	U		0.14	U		0.14	U	
TERTIARY-BUTYL ALCOHOL		1.7	U		1.7	U		1.7	U		1.7	U	
TETRACHLOROETHENE		0.15	U		0.15	U		0.15	U		0.15	U	
TOLUENE		0.14	U		0.14	U		0.14	U		0.14	U	
TOTAL XYLENES		0.15	U		0.15	U		0.15	U		0.15	U	
TRANS-1,2-DICHLOROETHENE		0.19	U		0.19	U		0.19	U		0.19	U	
TRANS-1,3-DICHLOROPROPENE		0.67	U		0.67	U		0.67	U		0.67	U	
TRICHLOROETHENE		0.1	UJ	C	0.1	UJ	C	0.1	UJ	C	0.1	UJ	C

PROJ_NO: 08424	NSAMPLE	MSA-SW43A-060718			MSA-SW43B-060718			MSA-SW-43C-060718			MSA-SW-43D-060718		
SDG: 240-96812-1	LAB_ID	240-96812-11			240-96812-12			240-96812-40			240-96812-41		
FRACTION: OV	SAMP_DATE	6/7/2018			6/7/2018			6/7/2018			6/7/2018		
MEDIA: WATER	QC_TYPE	NM			NM			NM			NM		
	UNITS	UG/L			UG/L			UG/L			UG/L		
	PCT_SOLIDS	0.0			0.0			0.0			0.0		
	DUP_OF												
PARAMETER		RESULT	VQL	QLCD	RESULT	VQL	QLCD	RESULT	VQL	QLCD	RESULT	VQL	QLCD
CARBON DISULFIDE		0.28	U		0.28	U		0.28	U		0.28	U	
CARBON TETRACHLORIDE		0.26	U		0.26	U		0.26	U		0.26	U	
CHLOROBENZENE		0.14	U		0.14	U		0.14	U		0.14	U	
CHLORODIBROMOMETHANE		0.39	U		0.39	U		0.39	U		0.39	U	
CHLORODIFLUOROMETHANE		1	U		1	U		1	U		1	U	
CHLOROETHANE		0.83	U		0.83	U		0.83	U		0.83	U	
CHLOROFORM		0.13	U		0.13	U		0.13	U		0.13	U	
CHLOROMETHANE		0.2	U		0.2	U		0.2	U		0.2	U	
CIS-1,2-DICHLOROETHENE		0.16	U		0.16	U		0.31	U	A	0.2	U	A
CIS-1,3-DICHLOROPROPENE		0.61	U		0.61	U		0.61	U		0.61	U	
DIBROMOMETHANE		0.09	UJ	CE	0.09	UJ	CE	0.09	UJ	CE	0.09	UJ	CE
DICHLORODIFLUOROMETHANE		0.35	U		0.35	U		0.35	U		0.35	U	
DIISOPROPYL ETHER		0.17	U		0.17	U		0.17	U		0.17	U	
ETHYL TERT-BUTYL ETHER		0.15	U		0.15	U		0.15	U		0.15	U	
ETHYLBENZENE		0.11	U		0.11	U		0.11	U		0.11	U	
HEXACHLOROBUTADIENE		0.83	U		0.83	U		0.83	U		0.83	U	
ISOPROPYLBENZENE		0.09	U		0.09	U		0.09	U		0.09	U	
M+P-XYLENES		0.08	U		0.08	U		0.08	U		0.08	U	
METHYL TERT-BUTYL ETHER		0.07	U		0.07	U		0.07	U		0.07	U	
METHYLENE CHLORIDE		2.6	U		2.6	U		2.6	U		2.6	U	
NAPHTHALENE		0.32	U		0.32	U		0.32	U		0.32	U	
N-BUTYLBENZENE		0.14	U		0.14	U		0.14	UJ	C	0.14	UJ	C
N-PROPYLBENZENE		0.15	U		0.15	U		0.15	U		0.15	U	
O-XYLENE		0.09	U		0.09	U		0.09	U		0.09	U	
SEC-BUTYLBENZENE		0.13	U		0.13	U		0.13	U		0.13	U	
STYRENE		0.1	U		0.1	U		0.1	U		0.1	U	
TERT-AMYL METHYL ETHER		0.11	U		0.11	U		0.11	U		0.11	U	
TERT-BUTYLBENZENE		0.14	U		0.14	U		0.14	U		0.14	U	
TERTIARY-BUTYL ALCOHOL		1.7	U		1.7	U		1.7	U		1.7	U	
TETRACHLOROETHENE		0.15	U		0.15	U		0.15	U		0.15	U	
TOLUENE		0.14	U		0.14	U		0.14	U		0.14	U	
TOTAL XYLENES		0.15	U		0.15	U		0.15	U		0.15	U	
TRANS-1,2-DICHLOROETHENE		0.19	U		0.19	U		0.19	U		0.19	U	
TRANS-1,3-DICHLOROPROPENE		0.67	U		0.67	U		0.67	U		0.67	U	
TRICHLOROETHENE		0.1	U		0.1	U		0.43	U	B	0.34	U	B

PROJ_NO: 08424	NSAMPLE	MSA-SW44A-060718			MSA-SW44B-060718			MSA-SW44C-060718			MSA-SW44D-060718		
SDG: 240-96812-1	LAB_ID	240-96812-20			240-96812-21			240-96812-22			240-96812-6		
FRACTION: OV	SAMP_DATE	6/7/2018			6/7/2018			6/7/2018			6/7/2018		
MEDIA: WATER	QC_TYPE	NM			NM			NM			NM		
	UNITS	UG/L			UG/L			UG/L			UG/L		
	PCT_SOLIDS	0.0			0.0			0.0			0.0		
	DUP_OF												
PARAMETER		RESULT	VQL	QLCD	RESULT	VQL	QLCD	RESULT	VQL	QLCD	RESULT	VQL	QLCD
CARBON DISULFIDE		0.28	U		0.28	U		0.28	U		0.28	U	
CARBON TETRACHLORIDE		0.26	U		0.26	U		0.26	U		0.26	U	
CHLOROBENZENE		0.14	U		0.14	U		0.14	U		0.14	U	
CHLORODIBROMOMETHANE		0.39	U		0.39	U		0.39	U		0.39	U	
CHLORODIFLUOROMETHANE		1	U		1	U		1	U		1	U	
CHLOROETHANE		0.83	U		0.83	U		0.83	U		0.83	U	
CHLOROFORM		0.13	U		0.13	U		0.13	U		0.13	U	
CHLOROMETHANE		0.2	U		0.2	U		0.2	U		0.2	U	
CIS-1,2-DICHLOROETHENE		0.16	U		0.16	U		0.16	U		0.16	U	
CIS-1,3-DICHLOROPROPENE		0.61	U		0.61	U		0.61	U		0.61	U	
DIBROMOMETHANE		0.09	UJ	CE	0.09	UJ	CE	0.09	UJ	CE	0.09	UJ	CE
DICHLORODIFLUOROMETHANE		0.35	U		0.35	U		0.35	U		0.35	U	
DIISOPROPYL ETHER		0.17	U		0.17	U		0.17	U		0.17	U	
ETHYL TERT-BUTYL ETHER		0.15	U		0.15	U		0.15	U		0.15	U	
ETHYLBENZENE		0.11	U		0.11	U		0.11	U		0.11	U	
HEXACHLOROBUTADIENE		0.83	U		0.83	U		0.83	U		0.83	U	
ISOPROPYLBENZENE		0.09	U		0.09	U		0.09	U		0.09	U	
M+P-XYLENES		0.08	U		0.08	U		0.08	U		0.08	U	
METHYL TERT-BUTYL ETHER		0.07	U		0.07	U		0.07	U		0.07	U	
METHYLENE CHLORIDE		2.6	U		2.6	U		2.6	U		2.6	U	
NAPHTHALENE		0.32	U		0.32	U		0.32	U		0.32	U	
N-BUTYLBENZENE		0.14	U		0.14	U		0.14	U		0.14	U	
N-PROPYLBENZENE		0.15	U		0.15	U		0.15	U		0.15	U	
O-XYLENE		0.09	U		0.09	U		0.09	U		0.09	U	
SEC-BUTYLBENZENE		0.13	U		0.13	U		0.13	U		0.13	U	
STYRENE		0.1	U		0.1	U		0.1	U		0.1	U	
TERT-AMYL METHYL ETHER		0.11	U		0.11	U		0.11	U		0.11	U	
TERT-BUTYLBENZENE		0.14	U		0.14	U		0.14	U		0.14	U	
TERTIARY-BUTYL ALCOHOL		1.7	U		1.7	U		1.7	U		1.7	U	
TETRACHLOROETHENE		0.15	U		0.15	U		0.15	U		0.15	U	
TOLUENE		0.14	U		0.14	U		0.14	U		0.14	U	
TOTAL XYLENES		0.15	U		0.15	U		0.15	U		0.15	U	
TRANS-1,2-DICHLOROETHENE		0.19	U		0.19	U		0.19	U		0.19	U	
TRANS-1,3-DICHLOROPROPENE		0.67	U		0.67	U		0.67	U		0.67	U	
TRICHLOROETHENE		0.1	U		0.1	U		0.1	U		0.1	U	

PROJ_NO: 08424	NSAMPLE	MSA-SW-45A-060718			MSA-SW-45B-060718			MSA-SW-45C-060718			MSA-SW-45D-060718		
SDG: 240-96812-1	LAB_ID	240-96812-35			240-96812-36			240-96812-37			240-96812-38		
FRACTION: OV	SAMP_DATE	6/7/2018			6/7/2018			6/7/2018			6/7/2018		
MEDIA: WATER	QC_TYPE	NM			NM			NM			NM		
	UNITS	UG/L			UG/L			UG/L			UG/L		
	PCT_SOLIDS	0.0			0.0			0.0			0.0		
	DUP_OF												
PARAMETER		RESULT	VQL	QLCD	RESULT	VQL	QLCD	RESULT	VQL	QLCD	RESULT	VQL	QLCD
CARBON DISULFIDE		0.28	U		0.28	U		0.28	U		0.28	U	
CARBON TETRACHLORIDE		0.26	U		0.26	U		0.26	U		0.26	U	
CHLOROBENZENE		0.14	U		0.14	U		0.14	U		0.14	U	
CHLORODIBROMOMETHANE		0.39	U		0.39	U		0.39	U		0.39	U	
CHLORODIFLUOROMETHANE		1	U		1	U		1	U		1	U	
CHLOROETHANE		0.83	U		0.83	U		0.83	U		0.83	U	
CHLOROFORM		0.13	U		0.13	U		0.13	U		0.13	U	
CHLOROMETHANE		0.2	U		0.2	U		0.2	U		0.2	U	
CIS-1,2-DICHLOROETHENE		0.16	UJ	C	0.16	UJ	C	0.16	UJ	C	0.26	U	A
CIS-1,3-DICHLOROPROPENE		0.61	U		0.61	U		0.61	U		0.61	U	
DIBROMOMETHANE		0.09	UJ	CE	0.09	UJ	CE	0.09	UJ	CE	0.09	UJ	CE
DICHLORODIFLUOROMETHANE		0.35	UJ	C	0.35	UJ	C	0.35	UJ	C	0.35	U	
DIISOPROPYL ETHER		0.17	U		0.17	U		0.17	U		0.17	U	
ETHYL TERT-BUTYL ETHER		0.15	U		0.15	U		0.15	U		0.15	U	
ETHYLBENZENE		0.11	U		0.11	U		0.11	U		0.11	U	
HEXACHLOROBUTADIENE		0.83	UJ	C	0.83	UJ	C	0.83	UJ	C	0.83	U	
ISOPROPYLBENZENE		0.09	U		0.09	U		0.09	U		0.09	U	
M+P-XYLENES		0.08	U		0.08	U		0.08	U		0.1	J	P
METHYL TERT-BUTYL ETHER		0.07	U		0.07	U		0.07	U		0.07	U	
METHYLENE CHLORIDE		2.6	U		2.6	U		2.6	U		2.6	U	
NAPHTHALENE		0.32	UJ	C	0.32	UJ	C	0.32	UJ	C	0.32	U	
N-BUTYLBENZENE		0.14	U		0.14	U		0.14	U		0.14	UJ	C
N-PROPYLBENZENE		0.15	U		0.15	U		0.15	U		0.15	U	
O-XYLENE		0.09	U		0.09	U		0.09	U		0.09	U	
SEC-BUTYLBENZENE		0.13	U		0.13	U		0.13	U		0.13	U	
STYRENE		0.1	U		0.1	U		0.1	U		0.1	U	
TERT-AMYL METHYL ETHER		0.11	U		0.11	U		0.11	U		0.11	U	
TERT-BUTYLBENZENE		0.14	U		0.14	U		0.14	U		0.14	U	
TERTIARY-BUTYL ALCOHOL		1.7	U		1.7	U		1.7	U		1.7	U	
TETRACHLOROETHENE		0.15	U		0.15	U		0.15	U		0.15	U	
TOLUENE		0.14	U		0.14	U		0.2	J	PR	0.21	J	P
TOTAL XYLENES		0.15	U		0.15	U		0.15	U		0.15	U	
TRANS-1,2-DICHLOROETHENE		0.19	U		0.19	U		0.19	U		0.19	U	
TRANS-1,3-DICHLOROPROPENE		0.67	U		0.67	U		0.67	U		0.67	U	
TRICHLOROETHENE		0.1	UJ	C	0.1	UJ	C	0.1	UJ	C	0.41	U	B

PROJ_NO: 08424	NSAMPLE	MSA-SW46A-060718			MSA-SW47A-060718			MSA-SW48A-060718			MSA-SW49A-060718		
SDG: 240-96812-1	LAB_ID	240-96812-9			240-96812-8			240-96812-10			240-96812-7		
FRACTION: OV	SAMP_DATE	6/7/2018			6/7/2018			6/7/2018			6/7/2018		
MEDIA: WATER	QC_TYPE	NM			NM			NM			NM		
	UNITS	UG/L			UG/L			UG/L			UG/L		
	PCT_SOLIDS	0.0			0.0			0.0			0.0		
	DUP_OF												
PARAMETER		RESULT	VQL	QLCD	RESULT	VQL	QLCD	RESULT	VQL	QLCD	RESULT	VQL	QLCD
CARBON DISULFIDE		0.28	U		0.28	U		0.28	U		0.28	U	
CARBON TETRACHLORIDE		0.26	U		0.26	U		0.26	U		0.26	U	
CHLOROBENZENE		0.14	U		0.14	U		0.14	U		0.14	U	
CHLORODIBROMOMETHANE		0.39	U		0.39	U		0.39	U		0.39	U	
CHLORODIFLUOROMETHANE		1	U		1	U		1	U		1	U	
CHLOROETHANE		0.83	U		0.83	U		0.83	U		0.83	U	
CHLOROFORM		0.13	U		0.13	U		0.13	U		0.13	U	
CHLOROMETHANE		0.2	U		0.2	U		0.2	U		0.2	U	
CIS-1,2-DICHLOROETHENE		0.23	J	PR	0.16	U		0.25	J	P	0.16	J	P
CIS-1,3-DICHLOROPROPENE		0.61	U		0.61	U		0.61	U		0.61	U	
DIBROMOMETHANE		0.09	UJ	CE	0.09	UJ	CE	0.09	UJ	CE	0.09	UJ	CE
DICHLORODIFLUOROMETHANE		0.35	U		0.35	U		0.35	U		0.35	U	
DIISOPROPYL ETHER		0.17	U		0.17	U		0.17	U		0.17	U	
ETHYL TERT-BUTYL ETHER		0.15	U		0.15	U		0.15	U		0.15	U	
ETHYLBENZENE		0.11	U		0.11	U		0.11	U		0.11	U	
HEXACHLOROBUTADIENE		0.83	U		0.83	U		0.83	U		0.83	U	
ISOPROPYLBENZENE		0.09	U		0.09	U		0.09	U		0.09	U	
M+P-XYLENES		0.08	U		0.08	U		0.08	U		0.08	U	
METHYL TERT-BUTYL ETHER		0.07	U		0.07	U		0.07	U		0.07	U	
METHYLENE CHLORIDE		2.6	U		2.6	U		2.6	U		2.6	U	
NAPHTHALENE		0.32	U		0.32	U		0.32	U		0.32	U	
N-BUTYLBENZENE		0.14	U		0.14	U		0.14	U		0.14	U	
N-PROPYLBENZENE		0.15	U		0.15	U		0.15	U		0.15	U	
O-XYLENE		0.09	U		0.09	U		0.09	U		0.09	U	
SEC-BUTYLBENZENE		0.13	U		0.13	U		0.13	U		0.13	U	
STYRENE		0.1	U		0.1	U		0.1	U		0.1	U	
TERT-AMYL METHYL ETHER		0.11	U		0.11	U		0.11	U		0.11	U	
TERT-BUTYLBENZENE		0.14	U		0.14	U		0.14	U		0.14	U	
TERTIARY-BUTYL ALCOHOL		1.7	U		1.7	U		1.7	U		1.7	U	
TETRACHLOROETHENE		0.15	U		0.15	U		0.15	U		0.15	U	
TOLUENE		0.14	U		0.14	U		0.14	U		0.14	U	
TOTAL XYLENES		0.15	U		0.15	U		0.15	U		0.15	U	
TRANS-1,2-DICHLOROETHENE		0.19	U		0.19	U		0.19	U		0.19	U	
TRANS-1,3-DICHLOROPROPENE		0.67	U		0.67	U		0.67	U		0.67	U	
TRICHLOROETHENE		0.1	U		0.1	U		0.1	U		0.1	U	

PROJ_NO: 08424	NSAMPLE	TB-060718		
SDG: 240-96812-1	LAB_ID	240-96812-45		
FRACTION: OV	SAMP_DATE	6/7/2018		
MEDIA: WATER	QC_TYPE	NM		
	UNITS	UG/L		
	PCT_SOLIDS	0.0		
	DUP_OF			
PARAMETER		RESULT	VQL	QLCD
CARBON DISULFIDE		0.28	U	
CARBON TETRACHLORIDE		0.26	U	
CHLOROBENZENE		0.14	U	
CHLORODIBROMOMETHANE		0.39	U	
CHLORODIFLUOROMETHANE		1	U	
CHLOROETHANE		0.83	U	
CHLOROFORM		0.13	U	
CHLOROMETHANE		0.2	U	
CIS-1,2-DICHLOROETHENE		0.16	U	
CIS-1,3-DICHLOROPROPENE		0.61	U	
DIBROMOMETHANE		0.09	UJ	CE
DICHLORODIFLUOROMETHANE		0.35	U	
DIISOPROPYL ETHER		0.17	U	
ETHYL TERT-BUTYL ETHER		0.15	U	
ETHYLBENZENE		0.11	U	
HEXACHLOROBUTADIENE		0.83	U	
ISOPROPYLBENZENE		0.09	U	
M+P-XYLENES		0.08	U	
METHYL TERT-BUTYL ETHER		0.07	U	
METHYLENE CHLORIDE		2.6	U	
NAPHTHALENE		0.32	U	
N-BUTYLBENZENE		0.14	UJ	C
N-PROPYLBENZENE		0.15	U	
O-XYLENE		0.09	U	
SEC-BUTYLBENZENE		0.13	U	
STYRENE		0.1	U	
TERT-AMYL METHYL ETHER		0.11	U	
TERT-BUTYLBENZENE		0.14	U	
TERTIARY-BUTYL ALCOHOL		1.7	U	
TETRACHLOROETHENE		0.15	U	
TOLUENE		0.14	U	
TOTAL XYLENES		0.15	U	
TRANS-1,2-DICHLOROETHENE		0.19	U	
TRANS-1,3-DICHLOROPROPENE		0.67	U	
TRICHLOROETHENE		0.32	J	P

PROJ_NO: 08424	NSAMPLE	EL-SW-01-A-060718			EL-SW-01-B-060718			EL-SW-01-C-060718			EL-SW01-D-060718		
SDG: 240-96812-1	LAB_ID	240-96812-28			240-96812-29			240-96812-30			240-96812-23		
FRACTION: OV	SAMP_DATE	6/7/2018			6/7/2018			6/7/2018			6/7/2018		
MEDIA: WATER	QC_TYPE	NM			NM			NM			NM		
	UNITS	UG/L			UG/L			UG/L			UG/L		
	PCT_SOLIDS	0.0			0.0			0.0			0.0		
	DUP_OF												
PARAMETER		RESULT	VQL	QLCD	RESULT	VQL	QLCD	RESULT	VQL	QLCD	RESULT	VQL	QLCD
TRICHLOROFLUOROMETHANE		0.45	U		0.45	U		0.45	U		0.45	U	
VINYL ACETATE		0.19	UJ	C	0.19	UJ	C	0.19	UJ	C	0.19	UJ	C
VINYL CHLORIDE		0.2	U		0.2	U		0.2	U		0.2	U	

PROJ_NO: 08424	NSAMPLE	MSA-SW37A-060718			MSA-SW37B-060718			MSA-SW37C-060718			MSA-SW37D-060718		
SDG: 240-96812-1	LAB_ID	240-96812-16			240-96812-15			240-96812-14			240-96812-13		
FRACTION: OV	SAMP_DATE	6/7/2018			6/7/2018			6/7/2018			6/7/2018		
MEDIA: WATER	QC_TYPE	NM			NM			NM			NM		
	UNITS	UG/L			UG/L			UG/L			UG/L		
	PCT_SOLIDS	0.0			0.0			0.0			0.0		
	DUP_OF												
PARAMETER		RESULT	VQL	QLCD	RESULT	VQL	QLCD	RESULT	VQL	QLCD	RESULT	VQL	QLCD
TRICHLOROFLUOROMETHANE		0.45	U		0.45	U		0.45	U		0.45	U	
VINYL ACETATE		0.19	UJ	C	0.19	UJ	C	0.19	UJ	C	0.19	UJ	C
VINYL CHLORIDE		0.2	U		0.2	U		0.31	J	PR	0.2	U	

PROJ_NO: 08424	NSAMPLE	MSA-SW38A-060718			MSA-SW38B-060718			MSA-SW38C-060718			MSA-SW38D-060718		
SDG: 240-96812-1	LAB_ID	240-96812-5			240-96812-1			240-96812-18			240-96812-19		
FRACTION: OV	SAMP_DATE	6/7/2018			6/7/2018			6/7/2018			6/7/2018		
MEDIA: WATER	QC_TYPE	NM			NM			NM			NM		
	UNITS	UG/L			UG/L			UG/L			UG/L		
	PCT_SOLIDS	0.0			0.0			0.0			0.0		
	DUP_OF												
PARAMETER		RESULT	VQL	QLCD	RESULT	VQL	QLCD	RESULT	VQL	QLCD	RESULT	VQL	QLCD
TRICHLOROFLUOROMETHANE		0.45	U		0.45	U		0.45	U		0.45	U	
VINYL ACETATE		0.19	UJ	C	0.19	UJ	C	0.19	UJ	C	0.19	UJ	C
VINYL CHLORIDE		0.38	J	P	0.2	U		0.2	U		0.2	U	

PROJ_NO: 08424	NSAMPLE	MSA-SW-39A-060718			MSA-SW-39B-060718			MSA-SW-39C-060718			MSA-SW-39D-060718		
SDG: 240-96812-1	LAB_ID	240-96812-42			240-96812-43			240-96812-44			240-96812-39		
FRACTION: OV	SAMP_DATE	6/7/2018			6/7/2018			6/7/2018			6/7/2018		
MEDIA: WATER	QC_TYPE	NM			NM			NM			NM		
	UNITS	UG/L			UG/L			UG/L			UG/L		
	PCT_SOLIDS	0.0			0.0			0.0			0.0		
	DUP_OF												
PARAMETER		RESULT	VQL	QLCD	RESULT	VQL	QLCD	RESULT	VQL	QLCD	RESULT	VQL	QLCD
TRICHLOROFLUOROMETHANE		0.45	U		0.45	U		0.45	U		0.45	U	
VINYL ACETATE		0.19	UJ	C	0.19	UJ	C	0.19	UJ	C	0.19	UJ	C
VINYL CHLORIDE		0.2	U		0.2	U		0.2	U		0.2	U	

PROJ_NO: 08424	NSAMPLE	MSA-SW40A-060718			MSA-SW40B-060718			MSA-SW40C-060718			MSA-SW40D-060718		
SDG: 240-96812-1	LAB_ID	240-96812-17			240-96812-2			240-96812-3			240-96812-4		
FRACTION: OV	SAMP_DATE	6/7/2018			6/7/2018			6/7/2018			6/7/2018		
MEDIA: WATER	QC_TYPE	NM			NM			NM			NM		
	UNITS	UG/L			UG/L			UG/L			UG/L		
	PCT_SOLIDS	0.0			0.0			0.0			0.0		
	DUP_OF												
PARAMETER		RESULT	VQL	QLCD	RESULT	VQL	QLCD	RESULT	VQL	QLCD	RESULT	VQL	QLCD
TRICHLOROFLUOROMETHANE		0.45	U		0.45	U		0.45	U		0.45	U	
VINYL ACETATE		0.19	UJ	C	0.19	UJ	C	0.19	UJ	C	0.19	UJ	C
VINYL CHLORIDE		0.2	U		0.2	U		0.2	U		0.2	U	

PROJ_NO: 08424	NSAMPLE	MSA-SW-41A-060718			MSA-SW-41B-060718			MSA-SW-41C-060718			MSA-SW-41D-060718		
SDG: 240-96812-1	LAB_ID	240-96812-24			240-96812-25			240-96812-26			240-96812-27		
FRACTION: OV	SAMP_DATE	6/7/2018			6/7/2018			6/7/2018			6/7/2018		
MEDIA: WATER	QC_TYPE	NM			NM			NM			NM		
	UNITS	UG/L			UG/L			UG/L			UG/L		
	PCT_SOLIDS	0.0			0.0			0.0			0.0		
	DUP_OF												
PARAMETER		RESULT	VQL	QLCD	RESULT	VQL	QLCD	RESULT	VQL	QLCD	RESULT	VQL	QLCD
TRICHLOROFLUOROMETHANE		0.45	U		0.45	U		0.45	U		0.45	U	
VINYL ACETATE		0.19	UJ	C	0.19	UJ	C	0.19	UJ	C	0.19	UJ	C
VINYL CHLORIDE		0.2	U		0.2	U		0.2	U		0.2	U	

PROJ_NO: 08424	NSAMPLE	MSA-SW-42A-060718			MSA-SW-42B-060718			MSA-SW-42C-060718			MSA-SW-42D-060718		
SDG: 240-96812-1	LAB_ID	240-96812-31			240-96812-32			240-96812-33			240-96812-34		
FRACTION: OV	SAMP_DATE	6/7/2018			6/7/2018			6/7/2018			6/7/2018		
MEDIA: WATER	QC_TYPE	NM			NM			NM			NM		
	UNITS	UG/L			UG/L			UG/L			UG/L		
	PCT_SOLIDS	0.0			0.0			0.0			0.0		
	DUP_OF												
PARAMETER		RESULT	VQL	QLCD	RESULT	VQL	QLCD	RESULT	VQL	QLCD	RESULT	VQL	QLCD
TRICHLOROFLUOROMETHANE		0.45	U		0.45	U		0.45	U		0.45	U	
VINYL ACETATE		0.19	UJ	C	0.19	UJ	C	0.19	UJ	C	0.19	UJ	C
VINYL CHLORIDE		0.2	U		0.21	J	PR	0.2	U		0.2	U	

PROJ_NO: 08424	NSAMPLE	MSA-SW43A-060718			MSA-SW43B-060718			MSA-SW-43C-060718			MSA-SW-43D-060718		
SDG: 240-96812-1	LAB_ID	240-96812-11			240-96812-12			240-96812-40			240-96812-41		
FRACTION: OV	SAMP_DATE	6/7/2018			6/7/2018			6/7/2018			6/7/2018		
MEDIA: WATER	QC_TYPE	NM			NM			NM			NM		
	UNITS	UG/L			UG/L			UG/L			UG/L		
	PCT_SOLIDS	0.0			0.0			0.0			0.0		
	DUP_OF												
PARAMETER		RESULT	VQL	QLCD	RESULT	VQL	QLCD	RESULT	VQL	QLCD	RESULT	VQL	QLCD
TRICHLOROFLUOROMETHANE		0.45	U		0.45	U		0.45	U		0.45	U	
VINYL ACETATE		0.19	UJ	C	0.19	UJ	C	0.19	UJ	C	0.19	UJ	C
VINYL CHLORIDE		0.2	U		0.2	U		0.2	U		0.2	U	

PROJ_NO: 08424	NSAMPLE	MSA-SW44A-060718			MSA-SW44B-060718			MSA-SW44C-060718			MSA-SW44D-060718		
SDG: 240-96812-1	LAB_ID	240-96812-20			240-96812-21			240-96812-22			240-96812-6		
FRACTION: OV	SAMP_DATE	6/7/2018			6/7/2018			6/7/2018			6/7/2018		
MEDIA: WATER	QC_TYPE	NM			NM			NM			NM		
	UNITS	UG/L			UG/L			UG/L			UG/L		
	PCT_SOLIDS	0.0			0.0			0.0			0.0		
	DUP_OF												
PARAMETER		RESULT	VQL	QLCD	RESULT	VQL	QLCD	RESULT	VQL	QLCD	RESULT	VQL	QLCD
TRICHLOROFLUOROMETHANE		0.45	U		0.45	U		0.45	U		0.45	U	
VINYL ACETATE		0.19	UJ	C	0.19	UJ	C	0.19	UJ	C	0.19	UJ	C
VINYL CHLORIDE		0.2	U		0.2	U		0.2	U		0.2	U	

PROJ_NO: 08424	NSAMPLE	MSA-SW-45A-060718			MSA-SW-45B-060718			MSA-SW-45C-060718			MSA-SW-45D-060718		
SDG: 240-96812-1	LAB_ID	240-96812-35			240-96812-36			240-96812-37			240-96812-38		
FRACTION: OV	SAMP_DATE	6/7/2018			6/7/2018			6/7/2018			6/7/2018		
MEDIA: WATER	QC_TYPE	NM			NM			NM			NM		
	UNITS	UG/L			UG/L			UG/L			UG/L		
	PCT_SOLIDS	0.0			0.0			0.0			0.0		
	DUP_OF												
PARAMETER		RESULT	VQL	QLCD	RESULT	VQL	QLCD	RESULT	VQL	QLCD	RESULT	VQL	QLCD
TRICHLOROFLUOROMETHANE		0.45	U		0.45	U		0.45	U		0.45	U	
VINYL ACETATE		0.19	UJ	C	0.19	UJ	C	0.19	UJ	C	0.19	UJ	C
VINYL CHLORIDE		0.2	U		0.2	U		0.2	U		0.2	U	

PROJ_NO: 08424	NSAMPLE	MSA-SW46A-060718			MSA-SW47A-060718			MSA-SW48A-060718			MSA-SW49A-060718		
SDG: 240-96812-1	LAB_ID	240-96812-9			240-96812-8			240-96812-10			240-96812-7		
FRACTION: OV	SAMP_DATE	6/7/2018			6/7/2018			6/7/2018			6/7/2018		
MEDIA: WATER	QC_TYPE	NM			NM			NM			NM		
	UNITS	UG/L			UG/L			UG/L			UG/L		
	PCT_SOLIDS	0.0			0.0			0.0			0.0		
	DUP_OF												
PARAMETER		RESULT	VQL	QLCD	RESULT	VQL	QLCD	RESULT	VQL	QLCD	RESULT	VQL	QLCD
TRICHLOROFLUOROMETHANE		0.45	U		0.45	U		0.45	U		0.45	U	
VINYL ACETATE		0.19	UJ	C	0.19	UJ	C	0.19	UJ	C	0.19	UJ	C
VINYL CHLORIDE		0.2	U		0.2	U		0.2	U		0.2	U	

PROJ_NO: 08424	NSAMPLE	TB-060718		
SDG: 240-96812-1	LAB_ID	240-96812-45		
FRACTION: OV	SAMP_DATE	6/7/2018		
MEDIA: WATER	QC_TYPE	NM		
	UNITS	UG/L		
	PCT_SOLIDS	0.0		
	DUP_OF			
PARAMETER		RESULT	VQL	QLCD
TRICHLOROFLUOROMETHANE		0.45	U	
VINYL ACETATE		0.19	UJ	C
VINYL CHLORIDE		0.2	U	

PROJ_NO: 08424	NSAMPLE	MSA-SW37A-060718			MSA-SW37B-060718			MSA-SW37C-060718			MSA-SW37D-060718		
SDG: 240-96812-1	LAB_ID	240-96812-16			240-96812-15			240-96812-14			240-96812-13		
FRACTION: MF	SAMP_DATE	6/7/2018			6/7/2018			6/7/2018			6/7/2018		
MEDIA: WATER	QC_TYPE	NM			NM			NM			NM		
	UNITS	UG/L			UG/L			UG/L			UG/L		
	PCT_SOLIDS	0.0			0.0			0.0			0.0		
	DUP_OF												
PARAMETER		RESULT	VQL	QLCD	RESULT	VQL	QLCD	RESULT	VQL	QLCD	RESULT	VQL	QLCD
ANTIMONY		2.9	U		2.9	U		2.9	U		2.9	U	
ARSENIC		3.8	U		3.8	U		3.8	U		3.8	U	
BARIUM		12	J	P	12	J	P	11	J	P	11	J	P
BERYLLIUM		1.5	U		1.5	U		1.5	U		1.5	U	
CADMIUM		1.1	U		1.1	U		1.1	U		1.1	U	
CHROMIUM		4.9	U		4.9	U		4.9	U		4.9	U	
COBALT		0.95	U		0.95	U		0.95	U		0.95	U	
COPPER		8.5	U		27			8.5	U		8.5	U	
LEAD		2.3	U		2.3	U		2.3	U		2.3	U	
MERCURY		0.13	U		0.13	U		0.13	U		0.13	U	
MOLYBDENUM		5.4	U		5.4	U		5.4	U		5.4	U	
NICKEL		7.4	U		7.4	U		7.4	U		7.4	U	
SELENIUM		4.5	U		4.5	U		4.5	U		4.5	U	
SILVER		0.27	U		0.27	U		0.27	U		0.27	U	
THALLIUM		1	U		1	U		1	U		1	U	
TUNGSTEN		8.9	U		8.9	U		8.9	U		8.9	U	
VANADIUM		4.1	U		4.1	U		4.1	U		4.1	U	
ZINC		75	U		75	U		75	U		75	U	

PROJ_NO: 08424	NSAMPLE	MSA-SW38A-060718			MSA-SW38B-060718			MSA-SW38C-060718			MSA-SW38D-060718		
SDG: 240-96812-1	LAB_ID	240-96812-5			240-96812-1			240-96812-18			240-96812-19		
FRACTION: MF	SAMP_DATE	6/7/2018			6/7/2018			6/7/2018			6/7/2018		
MEDIA: WATER	QC_TYPE	NM			NM			NM			NM		
	UNITS	UG/L			UG/L			UG/L			UG/L		
	PCT_SOLIDS	0.0			0.0			0.0			0.0		
	DUP_OF												
PARAMETER		RESULT	VQL	QLCD	RESULT	VQL	QLCD	RESULT	VQL	QLCD	RESULT	VQL	QLCD
ANTIMONY		2.9	U		2.9	U		2.9	U		2.9	U	
ARSENIC		3.8	U		3.8	U		3.8	U		3.8	U	
BARIUM		11	J	P	12	J	P	12	J	P	11	J	P
BERYLLIUM		1.5	U		1.5	U		1.5	U		1.5	U	
CADMIUM		1.1	U		1.1	U		1.1	U		1.1	U	
CHROMIUM		4.9	U		4.9	U		4.9	U		4.9	U	
COBALT		0.95	U		0.95	U		0.95	U		0.95	U	
COPPER		8.5	U		8.5	U		8.5	U		8.5	U	
LEAD		2.3	U		2.3	U		2.3	U		2.3	U	
MERCURY		0.13	U		0.13	U		0.13	U		0.13	U	
MOLYBDENUM		5.4	U		5.4	U		5.4	U		5.4	U	
NICKEL		7.4	U		7.4	U		7.4	U		7.4	U	
SELENIUM		4.5	U		4.5	U		4.5	U		4.5	U	
SILVER		0.27	U		0.27	U		0.27	U		0.27	U	
THALLIUM		1	U		1	U		1	U		1	U	
TUNGSTEN		8.9	U		8.9	U		8.9	U		8.9	U	
VANADIUM		4.1	U		4.1	U		4.1	U		4.1	U	
ZINC		75	U		75	U		75	U		75	U	

PROJ_NO: 08424	NSAMPLE	MSA-SW-39A-060718			MSA-SW-39B-060718			MSA-SW-39C-060718			MSA-SW-39D-060718		
SDG: 240-96812-1	LAB_ID	240-96812-42			240-96812-43			240-96812-44			240-96812-39		
FRACTION: MF	SAMP_DATE	6/7/2018			6/7/2018			6/7/2018			6/7/2018		
MEDIA: WATER	QC_TYPE	NM			NM			NM			NM		
	UNITS	UG/L			UG/L			UG/L			UG/L		
	PCT_SOLIDS	0.0			0.0			0.0			0.0		
	DUP_OF												
PARAMETER		RESULT	VQL	QLCD	RESULT	VQL	QLCD	RESULT	VQL	QLCD	RESULT	VQL	QLCD
ANTIMONY		2.9	U		2.9	U		2.9	U		2.9	U	
ARSENIC		3.8	U		3.8	U		3.8	U		3.8	U	
BARIUM		11	J	P	11	U		11	J	P	11	J	P
BERYLLIUM		1.5	U		1.5	U		1.5	U		1.5	U	
CADMIUM		1.1	U		1.1	U		1.1	U		1.1	U	
CHROMIUM		4.9	U		4.9	U		4.9	U		4.9	U	
COBALT		0.95	U		0.95	U		0.95	U		0.95	U	
COPPER		8.5	U		8.5	U		8.5	U		8.5	U	
LEAD		2.3	U		2.3	U		2.3	U		2.3	U	
MERCURY		0.13	U		0.13	U		0.13	U		0.13	U	
MOLYBDENUM		5.4	U		5.4	U		5.4	U		5.4	U	
NICKEL		7.4	U		7.4	U		7.4	U		7.4	U	
SELENIUM		4.5	U		4.5	U		4.5	U		4.5	U	
SILVER		0.27	U		0.27	U		0.27	U		0.27	U	
THALLIUM		1	U		1	U		1	U		1	U	
TUNGSTEN		8.9	U		8.9	U		8.9	U		8.9	U	
VANADIUM		4.1	U		4.1	U		4.1	U		4.1	U	
ZINC		75	U		75	U		75	U		75	U	

PROJ_NO: 08424	NSAMPLE	MSA-SW40A-060718			MSA-SW40B-060718			MSA-SW40C-060718			MSA-SW40D-060718		
SDG: 240-96812-1	LAB_ID	240-96812-17			240-96812-2			240-96812-3			240-96812-4		
FRACTION: MF	SAMP_DATE	6/7/2018			6/7/2018			6/7/2018			6/7/2018		
MEDIA: WATER	QC_TYPE	NM			NM			NM			NM		
	UNITS	UG/L			UG/L			UG/L			UG/L		
	PCT_SOLIDS	0.0			0.0			0.0			0.0		
	DUP_OF												
PARAMETER		RESULT	VQL	QLCD	RESULT	VQL	QLCD	RESULT	VQL	QLCD	RESULT	VQL	QLCD
ANTIMONY		2.9	U		4.5	J	P	2.9	U		2.9	U	
ARSENIC		3.8	U		3.8	U		3.8	U		3.8	U	
BARIUM		11	J	P	11	J	P	11	J	P	11	J	P
BERYLLIUM		1.5	U		1.5	J	P	1.5	U		1.5	U	
CADMIUM		1.1	U		1.1	U		1.1	U		1.1	U	
CHROMIUM		4.9	U		4.9	U		4.9	U		4.9	U	
COBALT		0.95	U		0.95	U		0.95	U		0.95	U	
COPPER		8.5	U		8.5	U		8.5	U		8.5	U	
LEAD		2.3	U		2.3	U		2.3	U		2.3	U	
MERCURY		0.13	U		0.13	U		0.13	U		0.13	U	
MOLYBDENUM		5.4	U		5.4	U		5.4	U		5.4	U	
NICKEL		7.4	U		7.4	U		7.4	U		7.4	U	
SELENIUM		4.5	U		4.7	U	A	4.5	U		4.5	U	
SILVER		0.27	U		0.27	U		0.27	U		0.27	U	
THALLIUM		1	U		1	U		1	U		1	U	
TUNGSTEN		8.9	U		8.9	U		8.9	U		8.9	U	
VANADIUM		4.1	U		4.1	U		4.1	U		4.1	U	
ZINC		75	U		75	U		75	U		75	U	

PROJ_NO: 08424	NSAMPLE	MSA-SW-41A-060718			MSA-SW-41B-060718			MSA-SW-41C-060718			MSA-SW-41D-060718		
SDG: 240-96812-1	LAB_ID	240-96812-24			240-96812-25			240-96812-26			240-96812-27		
FRACTION: MF	SAMP_DATE	6/7/2018			6/7/2018			6/7/2018			6/7/2018		
MEDIA: WATER	QC_TYPE	NM			NM			NM			NM		
	UNITS	UG/L			UG/L			UG/L			UG/L		
	PCT_SOLIDS	0.0			0.0			0.0			0.0		
	DUP_OF												
PARAMETER		RESULT	VQL	QLCD	RESULT	VQL	QLCD	RESULT	VQL	QLCD	RESULT	VQL	QLCD
ANTIMONY		2.9	U		2.9	U		2.9	U		2.9	U	
ARSENIC		3.8	U		3.8	U		3.8	U		3.8	U	
BARIUM		11	U		11	J	P	11	J	P	11	J	P
BERYLLIUM		1.5	U		1.5	U		1.6	J	P	1.5	U	
CADMIUM		1.1	U		1.1	U		1.1	U		1.1	U	
CHROMIUM		4.9	U		4.9	U		4.9	U		4.9	U	
COBALT		0.95	U		0.95	U		0.95	U		0.95	U	
COPPER		8.5	U		8.5	U		16			8.5	U	
LEAD		2.3	U		2.3	U		2.3	U		2.3	U	
MERCURY		0.13	U		0.13	U		0.13	U		0.13	U	
MOLYBDENUM		5.4	U		5.4	U		5.4	U		5.4	U	
NICKEL		14			7.4	U		7.4	U		7.4	U	
SELENIUM		4.5	U		4.5	U		4.5	U		4.5	U	
SILVER		0.27	U		0.27	U		0.27	U		0.27	U	
THALLIUM		1	U		1	U		1	U		1	U	
TUNGSTEN		8.9	U		8.9	U		8.9	U		8.9	U	
VANADIUM		4.1	U		4.1	U		4.1	U		4.1	U	
ZINC		75	U		75	U		75	U		75	U	

PROJ_NO: 08424	NSAMPLE	MSA-SW-42A-060718			MSA-SW-42B-060718			MSA-SW-42C-060718			MSA-SW-42D-060718		
SDG: 240-96812-1	LAB_ID	240-96812-31			240-96812-32			240-96812-33			240-96812-34		
FRACTION: MF	SAMP_DATE	6/7/2018			6/7/2018			6/7/2018			6/7/2018		
MEDIA: WATER	QC_TYPE	NM			NM			NM			NM		
	UNITS	UG/L			UG/L			UG/L			UG/L		
	PCT_SOLIDS	0.0			0.0			0.0			0.0		
	DUP_OF												
PARAMETER		RESULT	VQL	QLCD	RESULT	VQL	QLCD	RESULT	VQL	QLCD	RESULT	VQL	QLCD
ANTIMONY		2.9	U		2.9	U		2.9	U		2.9	U	
ARSENIC		3.8	U		3.8	U		3.8	U		3.8	U	
BARIUM		11	J	P	11	J	P	11	J	P	11	J	P
BERYLLIUM		1.5	U		1.5	U		1.5	U		1.5	U	
CADMIUM		1.1	U		1.1	U		1.1	U		1.1	U	
CHROMIUM		4.9	U		4.9	U		4.9	U		4.9	U	
COBALT		0.95	U		0.95	U		0.95	U		0.95	U	
COPPER		8.5	U		8.5	U		8.5	U		8.5	U	
LEAD		2.3	U		2.3	U		2.3	U		2.3	U	
MERCURY		0.13	U		0.13	U		0.13	U		0.13	U	
MOLYBDENUM		5.4	U		5.4	U		5.4	U		5.4	U	
NICKEL		7.4	U		7.4	U		7.4	U		7.4	U	
SELENIUM		4.5	U		4.5	U		4.5	U		4.5	U	
SILVER		0.27	U		0.27	U		0.27	U		0.27	U	
THALLIUM		1	U		1	U		1	U		1	U	
TUNGSTEN		8.9	U		8.9	U		8.9	U		8.9	U	
VANADIUM		4.1	U		4.1	U		4.1	U		4.1	U	
ZINC		75	U		75	U		75	U		75	U	

PROJ_NO: 08424	NSAMPLE	MSA-SW43A-060718			MSA-SW43B-060718			MSA-SW-43C-060718			MSA-SW-43D-060718		
SDG: 240-96812-1	LAB_ID	240-96812-11			240-96812-12			240-96812-40			240-96812-41		
FRACTION: MF	SAMP_DATE	6/7/2018			6/7/2018			6/7/2018			6/7/2018		
MEDIA: WATER	QC_TYPE	NM			NM			NM			NM		
	UNITS	UG/L			UG/L			UG/L			UG/L		
	PCT_SOLIDS	0.0			0.0			0.0			0.0		
	DUP_OF												
PARAMETER		RESULT	VQL	QLCD	RESULT	VQL	QLCD	RESULT	VQL	QLCD	RESULT	VQL	QLCD
ANTIMONY		2.9	U		2.9	U		2.9	U		2.9	U	
ARSENIC		3.8	U		3.8	U		3.8	U		3.8	U	
BARIUM		11	J	P	11	U		11	J	P	12	J	P
BERYLLIUM		1.5	U		1.5	U		1.5	U		1.5	U	
CADMIUM		1.1	U		1.1	U		1.1	U		1.1	U	
CHROMIUM		4.9	U		4.9	U		4.9	U		4.9	U	
COBALT		0.95	U		0.95	U		0.95	U		0.95	U	
COPPER		8.5	U		8.5	U		11			8.5	U	
LEAD		2.3	U		2.3	U		2.3	U		2.3	U	
MERCURY		0.13	U		0.13	U		0.13	U		0.13	U	
MOLYBDENUM		5.4	U		5.4	U		5.4	U		5.4	U	
NICKEL		7.4	U		7.4	U		7.4	U		7.4	U	
SELENIUM		4.5	U		4.5	U		4.5	U		4.5	U	
SILVER		0.27	U		0.27	U		0.27	U		0.27	U	
THALLIUM		1	U		1	U		1	U		1	U	
TUNGSTEN		8.9	U		8.9	U		8.9	U		8.9	U	
VANADIUM		4.1	U		4.1	U		4.1	U		4.1	U	
ZINC		75	U		75	U		75	U		75	U	

PROJ_NO: 08424	NSAMPLE	MSA-SW44A-060718			MSA-SW44B-060718			MSA-SW44C-060718			MSA-SW44D-060718		
SDG: 240-96812-1	LAB_ID	240-96812-20			240-96812-21			240-96812-22			240-96812-6		
FRACTION: MF	SAMP_DATE	6/7/2018			6/7/2018			6/7/2018			6/7/2018		
MEDIA: WATER	QC_TYPE	NM			NM			NM			NM		
	UNITS	UG/L			UG/L			UG/L			UG/L		
	PCT_SOLIDS	0.0			0.0			0.0			0.0		
	DUP_OF												
PARAMETER		RESULT	VQL	QLCD	RESULT	VQL	QLCD	RESULT	VQL	QLCD	RESULT	VQL	QLCD
ANTIMONY		2.9	U		2.9	U		2.9	U		2.9	U	
ARSENIC		3.8	U		3.8	U		3.8	U		3.8	U	
BARIUM		11	J	P	11	J	P	11	J	P	11	J	P
BERYLLIUM		1.5	U		1.5	U		1.5	U		1.5	U	
CADMIUM		1.1	U		1.1	U		1.1	U		1.1	U	
CHROMIUM		4.9	U		4.9	U		4.9	U		4.9	U	
COBALT		0.95	U		0.95	U		0.95	U		0.95	U	
COPPER		8.5	U		8.5	U		8.5	U		13		
LEAD		2.3	U		2.3	U		2.3	U		2.3	U	
MERCURY		0.13	U		0.13	U		0.13	U		0.13	U	
MOLYBDENUM		5.4	U		5.4	U		5.4	U		5.4	U	
NICKEL		7.4	U		7.4	U		7.4	U		7.4	U	
SELENIUM		4.5	U		4.5	U		4.5	U		4.5	U	
SILVER		0.27	U		0.27	U		0.27	U		0.27	U	
THALLIUM		1	U		1	U		1	U		1	U	
TUNGSTEN		8.9	U		8.9	U		8.9	U		8.9	U	
VANADIUM		4.1	U		4.1	U		4.1	U		4.1	U	
ZINC		75	U		75	U		75	U		75	U	

PROJ_NO: 08424	NSAMPLE	MSA-SW-45A-060718			MSA-SW-45B-060718			MSA-SW-45C-060718			MSA-SW-45D-060718		
SDG: 240-96812-1	LAB_ID	240-96812-35			240-96812-36			240-96812-37			240-96812-38		
FRACTION: MF	SAMP_DATE	6/7/2018			6/7/2018			6/7/2018			6/7/2018		
MEDIA: WATER	QC_TYPE	NM			NM			NM			NM		
	UNITS	UG/L			UG/L			UG/L			UG/L		
	PCT_SOLIDS	0.0			0.0			0.0			0.0		
	DUP_OF												
PARAMETER		RESULT	VQL	QLCD	RESULT	VQL	QLCD	RESULT	VQL	QLCD	RESULT	VQL	QLCD
ANTIMONY		2.9	U		2.9	U		2.9	U		2.9	U	
ARSENIC		3.8	U		3.8	U		3.8	U		3.8	U	
BARIUM		11	J	P	11	U		11	J	P	11	J	P
BERYLLIUM		1.5	U		1.5	U		1.5	U		1.5	U	
CADMIUM		1.1	U		1.1	U		1.1	U		1.1	U	
CHROMIUM		4.9	U		4.9	U		4.9	U		4.9	U	
COBALT		0.95	U		0.95	U		0.95	U		0.95	U	
COPPER		8.5	U		8.5	U		8.5	U		8.5	U	
LEAD		2.3	U		2.3	U		2.3	U		2.3	U	
MERCURY		0.13	U		0.13	U		0.13	U		0.13	U	
MOLYBDENUM		5.4	U		5.4	U		5.4	U		5.4	U	
NICKEL		7.4	U		7.4	U		7.4	U		7.4	U	
SELENIUM		4.5	U		4.5	U		4.5	U		4.5	U	
SILVER		0.27	U		0.27	U		0.27	U		0.27	U	
THALLIUM		1	U		1	U		1	U		1	U	
TUNGSTEN		8.9	U		8.9	U		8.9	U		8.9	U	
VANADIUM		4.1	U		4.1	U		4.1	U		4.1	U	
ZINC		75	U		75	U		75	U		75	U	

PROJ_NO: 08424	NSAMPLE	MSA-SW37A-060718			MSA-SW37B-060718			MSA-SW37C-060718			MSA-SW37D-060718		
SDG: 240-96812-1	LAB_ID	240-96812-16			240-96812-15			240-96812-14			240-96812-13		
FRACTION: MISC	SAMP_DATE	6/7/2018			6/7/2018			6/7/2018			6/7/2018		
MEDIA: WATER	QC_TYPE	NM			NM			NM			NM		
	UNITS	MG/L			MG/L			MG/L			MG/L		
	PCT_SOLIDS	0.0			0.0			0.0			0.0		
	DUP_OF												
PARAMETER		RESULT	VQL	QLCD	RESULT	VQL	QLCD	RESULT	VQL	QLCD	RESULT	VQL	QLCD
CALCIUM HARDNESS AS CACO3		65			67			63			66		
HARDNESS AS CACO3		220			220			210			230		
MAGNESIUM HARDNESS AS CACO3		150			160			150			160		

PROJ_NO: 08424	NSAMPLE	MSA-SW38A-060718			MSA-SW38B-060718			MSA-SW38C-060718			MSA-SW38D-060718		
SDG: 240-96812-1	LAB_ID	240-96812-5			240-96812-1			240-96812-18			240-96812-19		
FRACTION: MISC	SAMP_DATE	6/7/2018			6/7/2018			6/7/2018			6/7/2018		
MEDIA: WATER	QC_TYPE	NM			NM			NM			NM		
	UNITS	MG/L			MG/L			MG/L			MG/L		
	PCT_SOLIDS	0.0			0.0			0.0			0.0		
	DUP_OF												
PARAMETER		RESULT	VQL	QLCD	RESULT	VQL	QLCD	RESULT	VQL	QLCD	RESULT	VQL	QLCD
CALCIUM HARDNESS AS CACO3		67			67			68			67		
HARDNESS AS CACO3		230			230			230			230		
MAGNESIUM HARDNESS AS CACO3		160			160			160			160		

PROJ_NO: 08424	NSAMPLE	MSA-SW-39A-060718			MSA-SW-39B-060718			MSA-SW-39C-060718			MSA-SW-39D-060718		
SDG: 240-96812-1	LAB_ID	240-96812-42			240-96812-43			240-96812-44			240-96812-39		
FRACTION: MISC	SAMP_DATE	6/7/2018			6/7/2018			6/7/2018			6/7/2018		
MEDIA: WATER	QC_TYPE	NM			NM			NM			NM		
	UNITS	MG/L			MG/L			MG/L			MG/L		
	PCT_SOLIDS	0.0			0.0			0.0			0.0		
	DUP_OF												
PARAMETER		RESULT	VQL	QLCD	RESULT	VQL	QLCD	RESULT	VQL	QLCD	RESULT	VQL	QLCD
CALCIUM HARDNESS AS CACO3		64			63			65			65		
HARDNESS AS CACO3		230			220			230			230		
MAGNESIUM HARDNESS AS CACO3		160			160			160			160		

PROJ_NO: 08424	NSAMPLE	MSA-SW40A-060718			MSA-SW40B-060718			MSA-SW40C-060718			MSA-SW40D-060718		
SDG: 240-96812-1	LAB_ID	240-96812-17			240-96812-2			240-96812-3			240-96812-4		
FRACTION: MISC	SAMP_DATE	6/7/2018			6/7/2018			6/7/2018			6/7/2018		
MEDIA: WATER	QC_TYPE	NM			NM			NM			NM		
	UNITS	MG/L			MG/L			MG/L			MG/L		
	PCT_SOLIDS	0.0			0.0			0.0			0.0		
	DUP_OF												
PARAMETER		RESULT	VQL	QLCD	RESULT	VQL	QLCD	RESULT	VQL	QLCD	RESULT	VQL	QLCD
CALCIUM HARDNESS AS CACO3		68			67			66			65		
HARDNESS AS CACO3		240			230			230			220		
MAGNESIUM HARDNESS AS CACO3		170			170			160			160		

PROJ_NO: 08424	NSAMPLE	MSA-SW-41A-060718			MSA-SW-41B-060718			MSA-SW-41C-060718			MSA-SW-41D-060718		
SDG: 240-96812-1	LAB_ID	240-96812-24			240-96812-25			240-96812-26			240-96812-27		
FRACTION: MISC	SAMP_DATE	6/7/2018			6/7/2018			6/7/2018			6/7/2018		
MEDIA: WATER	QC_TYPE	NM			NM			NM			NM		
	UNITS	MG/L			MG/L			MG/L			MG/L		
	PCT_SOLIDS	0.0			0.0			0.0			0.0		
	DUP_OF												
PARAMETER		RESULT	VQL	QLCD	RESULT	VQL	QLCD	RESULT	VQL	QLCD	RESULT	VQL	QLCD
CALCIUM HARDNESS AS CACO3		64			67			64			64		
HARDNESS AS CACO3		220			230			220			220		
MAGNESIUM HARDNESS AS CACO3		160			170			160			160		

PROJ_NO: 08424	NSAMPLE	MSA-SW-42A-060718			MSA-SW-42B-060718			MSA-SW-42C-060718			MSA-SW-42D-060718		
SDG: 240-96812-1	LAB_ID	240-96812-31			240-96812-32			240-96812-33			240-96812-34		
FRACTION: MISC	SAMP_DATE	6/7/2018			6/7/2018			6/7/2018			6/7/2018		
MEDIA: WATER	QC_TYPE	NM			NM			NM			NM		
	UNITS	MG/L			MG/L			MG/L			MG/L		
	PCT_SOLIDS	0.0			0.0			0.0			0.0		
	DUP_OF												
PARAMETER		RESULT	VQL	QLCD	RESULT	VQL	QLCD	RESULT	VQL	QLCD	RESULT	VQL	QLCD
CALCIUM HARDNESS AS CACO3		63			63			66			64		
HARDNESS AS CACO3		220			220			230			220		
MAGNESIUM HARDNESS AS CACO3		150			150			160			160		

PROJ_NO: 08424	NSAMPLE	MSA-SW43A-060718			MSA-SW43B-060718			MSA-SW-43C-060718			MSA-SW-43D-060718		
SDG: 240-96812-1	LAB_ID	240-96812-11			240-96812-12			240-96812-40			240-96812-41		
FRACTION: MISC	SAMP_DATE	6/7/2018			6/7/2018			6/7/2018			6/7/2018		
MEDIA: WATER	QC_TYPE	NM			NM			NM			NM		
	UNITS	MG/L			MG/L			MG/L			MG/L		
	PCT_SOLIDS	0.0			0.0			0.0			0.0		
	DUP_OF												
PARAMETER		RESULT	VQL	QLCD	RESULT	VQL	QLCD	RESULT	VQL	QLCD	RESULT	VQL	QLCD
CALCIUM HARDNESS AS CACO3		68			63			64			65		
HARDNESS AS CACO3		240			220			220			230		
MAGNESIUM HARDNESS AS CACO3		170			150			160			160		

PROJ_NO: 08424	NSAMPLE	MSA-SW44A-060718			MSA-SW44B-060718			MSA-SW44C-060718			MSA-SW44D-060718		
SDG: 240-96812-1	LAB_ID	240-96812-20			240-96812-21			240-96812-22			240-96812-6		
FRACTION: MISC	SAMP_DATE	6/7/2018			6/7/2018			6/7/2018			6/7/2018		
MEDIA: WATER	QC_TYPE	NM			NM			NM			NM		
	UNITS	MG/L			MG/L			MG/L			MG/L		
	PCT_SOLIDS	0.0			0.0			0.0			0.0		
	DUP_OF												
PARAMETER		RESULT	VQL	QLCD	RESULT	VQL	QLCD	RESULT	VQL	QLCD	RESULT	VQL	QLCD
CALCIUM HARDNESS AS CACO3		66			68			66			64		
HARDNESS AS CACO3		230			230			230			220		
MAGNESIUM HARDNESS AS CACO3		160			170			160			160		

PROJ_NO: 08424	NSAMPLE	MSA-SW-45A-060718			MSA-SW-45B-060718			MSA-SW-45C-060718			MSA-SW-45D-060718		
SDG: 240-96812-1	LAB_ID	240-96812-35			240-96812-36			240-96812-37			240-96812-38		
FRACTION: MISC	SAMP_DATE	6/7/2018			6/7/2018			6/7/2018			6/7/2018		
MEDIA: WATER	QC_TYPE	NM			NM			NM			NM		
	UNITS	MG/L			MG/L			MG/L			MG/L		
	PCT_SOLIDS	0.0			0.0			0.0			0.0		
	DUP_OF												
PARAMETER		RESULT	VQL	QLCD	RESULT	VQL	QLCD	RESULT	VQL	QLCD	RESULT	VQL	QLCD
CALCIUM HARDNESS AS CACO3		63			63			63			64		
HARDNESS AS CACO3		220			220			220			230		
MAGNESIUM HARDNESS AS CACO3		160			160			160			160		

Appendix B

Results as Reported by the Laboratory

FORM I
GC/MS VOA ORGANICS ANALYSIS DATA SHEET

Lab Name: TestAmerica Canton | Job No.: 240-96812-1

SDG No.:

Client Sample ID: MSA-SW38B-3_18 | Lab Sample ID: 240-96812-1

Matrix: Water | Lab File ID: U1264488a.D

Analysis Method: 8260C | Date Collected: 06/07/2018 11:18

Sample wt/vol: 5(mL) | Date Analyzed: 06/15/2018 18:26

Soil Aliquot Vol: | Dilution Factor: 1

Soil Extract Vol.: | GC Column: DB-624 ID: 0.18(mm)

% Moisture: | Level: (low/med) Low

Analysis Batch No.: 331811 | Units: ug/L

CAS NO.	COMPOUND NAME	RESULT	Q	RL	MDL
630-20-6	1,1,1,2-Tetrachloroethane	1.0	U	1.0	0.14
71-55-6	1,1,1-Trichloroethane	1.0	U	1.0	0.24
79-34-5	1,1,2,2-Tetrachloroethane	1.0	U	1.0	0.13
76-13-1	1,1,2-Trichloro-1,2,2-trichfluoroethane	1.0	U	1.0	0.41
75-34-3	1,1-Dichloroethane	1.0	U	1.0	0.17
75-35-4	1,1-Dichloroethene	1.0	U *	1.0	0.19
563-58-6	1,1-Dichloropropene	1.0	U	1.0	0.14
87-61-6	1,2,3-Trichlorobenzene	1.0	U	1.0	0.54
96-18-4	1,2,3-Trichloropropane	1.0	U	1.0	0.24
526-73-8	1,2,3-Trimethylbenzene	5.0	U	5.0	0.14
120-82-1	1,2,4-Trichlorobenzene	1.0	U	1.0	0.26
95-63-6	1,2,4-Trimethylbenzene	1.0	U	1.0	0.070
96-12-8	1,2-Dibromo-3-Chloropropane	5.0	U	5.0	0.91
95-50-1	1,2-Dichlorobenzene	1.0	U	1.0	0.15
107-06-2	1,2-Dichloroethane	1.0	U	1.0	0.21
78-87-5	1,2-Dichloropropane	1.0	U	1.0	0.15
541-73-1	1,3-Dichlorobenzene	1.0	U	1.0	0.15
142-28-9	1,3-Dichloropropane	1.0	U	1.0	0.21
106-46-7	1,4-Dichlorobenzene	1.0	U	1.0	0.16
594-20-7	2,2-Dichloropropane	1.0	U	1.0	0.31
110-75-8	2-Chloroethyl vinyl ether	10	U	10	0.26
95-49-8	2-Chlorotoluene	1.0	U	1.0	0.15
591-78-6	2-Hexanone	5.0	U	5.0	0.54
108-86-1	Bromobenzene	1.0	U	1.0	0.12
74-97-5	Bromochloromethane	1.0	U	1.0	0.14
106-43-4	4-Chlorotoluene	1.0	U	1.0	0.090
99-87-6	p-Isopropyltoluene	1.0	U	1.0	0.13
67-64-1	Acetone	5.0	U	5.0	5.4
71-43-2	Benzene	1.0	U	1.0	0.13
75-25-2	Bromoform	1.0	U	1.0	0.76
74-83-9	Bromomethane	1.0	U	1.0	0.42
75-15-0	Carbon disulfide	1.0	U	1.0	0.28
56-23-5	Carbon tetrachloride	1.0	U	1.0	0.26
108-90-7	Chlorobenzene	1.0	U	1.0	0.14
75-00-3	Chloroethane	1.0	U	1.0	0.83

FORM I
GC/MS VOA ORGANICS ANALYSIS DATA SHEET

Lab Name: TestAmerica Canton | Job No.: 240-96812-1

SDG No.:

Client Sample ID: MSA-SW38B-3_18 | Lab Sample ID: 240-96812-1

Matrix: Water | Lab File ID: U1264488a.D

Analysis Method: 8260C | Date Collected: 06/07/2018 11:18

Sample wt/vol: 5(mL) | Date Analyzed: 06/15/2018 18:26

Soil Aliquot Vol: | Dilution Factor: 1

Soil Extract Vol.: | GC Column: DB-624 ID: 0.18(mm)

% Moisture: | Level: (low/med) Low

Analysis Batch No.: 331811 | Units: ug/L

CAS NO.	COMPOUND NAME	RESULT	Q	RL	MDL
67-66-3	Chloroform	1.0	U	1.0	0.13
74-87-3	Chloromethane	1.0	U	1.0	0.20
156-59-2	cis-1,2-Dichloroethene	0.22	J	1.0	0.16
10061-01-5	cis-1,3-Dichloropropene	1.0	U	1.0	0.61
87-68-3	Hexachlorobutadiene	1.0	U	1.0	0.83
74-95-3	Dibromomethane	1.0	U	1.0	0.090
75-27-4	Bromodichloromethane	1.0	U	1.0	0.17
75-71-8	Dichlorodifluoromethane	1.0	U	1.0	0.35
100-41-4	Ethylbenzene	1.0	U	1.0	0.11
106-93-4	1,2-Dibromoethane	1.0	U	1.0	0.12
108-20-3	Diisopropyl ether	5.0	U	5.0	0.17
91-20-3	Naphthalene	1.0	U	1.0	0.32
179601-23-1	m-Xylene & p-Xylene	2.0	U	2.0	0.080
104-51-8	n-Butylbenzene	1.0	U	1.0	0.14
98-82-8	Isopropylbenzene	1.0	U	1.0	0.090
103-65-1	n-Propylbenzene	1.0	U	1.0	0.15
78-93-3	2-Butanone	5.0	U	5.0	1.2
108-10-1	4-Methyl-2-pentanone	5.0	U	5.0	0.42
135-98-8	sec-Butylbenzene	1.0	U	1.0	0.13
1634-04-4	Methyl tert-butyl ether	1.0	U	1.0	0.070
994-05-8	Tert-amyl-methyl ether (TAME)	5.0	U	5.0	0.11
75-09-2	Methylene Chloride	5.0	U	5.0	2.6
95-47-6	o-Xylene	1.0	U	1.0	0.090
100-42-5	Styrene	1.0	U	1.0	0.10
637-92-3	Ethyl-t-butyl ether (ETBE)	5.0	U	5.0	0.15
98-06-6	tert-Butylbenzene	1.0	U	1.0	0.14
127-18-4	Tetrachloroethene	1.0	U	1.0	0.15
108-88-3	Toluene	1.0	U	1.0	0.14
156-60-5	trans-1,2-Dichloroethene	1.0	U *	1.0	0.19
10061-02-6	trans-1,3-Dichloropropene	1.0	U	1.0	0.67
79-01-6	Trichloroethene	1.0	U	1.0	0.10
75-69-4	Trichlorofluoromethane	1.0	U	1.0	0.45
108-05-4	Vinyl acetate	2.0	U	2.0	0.19
75-01-4	Vinyl chloride	0.50	U	0.50	0.20
75-65-0	tert-Butyl alcohol	20	U	20	1.7
1330-20-7	Xylenes, Total	2.0	U	2.0	0.15

FORM I
GC/MS VOA ORGANICS ANALYSIS DATA SHEET

Lab Name: TestAmerica Canton | Job No.: 240-96812-1

SDG No.:

Client Sample ID: MSA-SW38B-3_18 | Lab Sample ID: 240-96812-1

Matrix: Water | Lab File ID: U1264488a.D

Analysis Method: 8260C | Date Collected: 06/07/2018 11:18

Sample wt/vol: 5(mL) | Date Analyzed: 06/15/2018 18:26

Soil Aliquot Vol: | Dilution Factor: 1

Soil Extract Vol.: | GC Column: DB-624 ID: 0.18(mm)

% Moisture: | Level: (low/med) Low

Analysis Batch No.: 331811 | Units: ug/L

CAS NO.	COMPOUND NAME	RESULT	Q	RL	MDL
124-48-1	Dibromochloromethane	1.0	U	1.0	0.39

CAS NO.	SURROGATE	%REC	Q	LIMITS
17060-07-0	1,2-Dichloroethane-d4 (Surr)	110		61-138
460-00-4	4-Bromofluorobenzene (Surr)	94		69-120
2037-26-5	Toluene-d8 (Surr)	105		73-120
1868-53-7	Dibromofluoromethane (Surr)	97		69-124

FORM I
GC/MS VOA ORGANICS ANALYSIS DATA SHEET
TENTATIVELY IDENTIFIED COMPOUNDS

Lab Name: TestAmerica Canton Job No.: 240-96812-1

SDG No.:

Client Sample ID: MSA-SW38B-3_18 Lab Sample ID: 240-96812-1

Matrix: Water Lab File ID: U1264488a.D

Analysis Method: 8260C Date Collected: 06/07/2018 11:18

Sample wt/vol: 5(mL) Date Analyzed: 06/15/2018 18:26

Soil Aliquot Vol: Dilution Factor: 1

Soil Extract Vol.: GC Column: DB-624 ID: 0.18(mm)

% Moisture: Level: (low/med) Low

Analysis Batch No.: 331811 Units: ug/L

Number TICs Found: 0 TIC Result Total: 0

CAS NO.	COMPOUND NAME	RT	RESULT	Q	MATCH QUALITY
	Tentatively Identified Compound		None		

FORM I-TIC 8260C

FORM I
GC/MS VOA ORGANICS ANALYSIS DATA SHEET
TARGETED TENATIVELY IDENTIFIED COMPOUNDS

Lab Name: TestAmerica Canton Job No.: 240-96812-1

SDG No.:

Client Sample ID: MSA-SW38B-3_18 Lab Sample ID: 240-96812-1

Matrix: Water Lab File ID: U1264488a.D

Analysis Method: 8260C Date Collected: 06/07/2018 11:18

Sample wt/vol: 5(mL) Date Analyzed: 06/15/2018 18:26

Soil Aliquot Vol: Dilution Factor: 1

Soil Extract Vol.: GC Column: DB-624 ID: 0.18(mm)

% Moisture: Level: (low/med) Low

Analysis Batch No.: 331811 Units: ug/L

CAS NO.	COMPOUND NAME	RT	RESULT	Q	MATCH QUALITY
75-45-6	Chlorodifluoromethane TIC		1.0	U	

FORM I
GC/MS VOA ORGANICS ANALYSIS DATA SHEET

Lab Name: TestAmerica Canton | Job No.: 240-96812-1
SDG No.:
Client Sample ID: MSA-SW40B-3_18 | Lab Sample ID: 240-96812-2
Matrix: Water | Lab File ID: U1264489.D
Analysis Method: 8260C | Date Collected: 06/07/2018 11:37
Sample wt/vol: 5(mL) | Date Analyzed: 06/15/2018 18:49
Soil Aliquot Vol: | Dilution Factor: 1
Soil Extract Vol.: | GC Column: DB-624 ID: 0.18(mm)
% Moisture: | Level: (low/med) Low
Analysis Batch No.: 331811 | Units: ug/L

CAS NO.	COMPOUND NAME	RESULT	Q	RL	MDL
630-20-6	1,1,1,2-Tetrachloroethane	1.0	U	1.0	0.14
71-55-6	1,1,1-Trichloroethane	1.0	U	1.0	0.24
79-34-5	1,1,2,2-Tetrachloroethane	1.0	U	1.0	0.13
76-13-1	1,1,2-Trichloro-1,2,2-trichfluoroethane	1.0	U	1.0	0.41
75-34-3	1,1-Dichloroethane	1.0	U	1.0	0.17
75-35-4	1,1-Dichloroethene	1.0	U *	1.0	0.19
563-58-6	1,1-Dichloropropene	1.0	U	1.0	0.14
87-61-6	1,2,3-Trichlorobenzene	1.0	U	1.0	0.54
96-18-4	1,2,3-Trichloropropane	1.0	U	1.0	0.24
526-73-8	1,2,3-Trimethylbenzene	5.0	U	5.0	0.14
120-82-1	1,2,4-Trichlorobenzene	1.0	U	1.0	0.26
95-63-6	1,2,4-Trimethylbenzene	1.0	U	1.0	0.070
96-12-8	1,2-Dibromo-3-Chloropropane	5.0	U	5.0	0.91
95-50-1	1,2-Dichlorobenzene	1.0	U	1.0	0.15
107-06-2	1,2-Dichloroethane	1.0	U	1.0	0.21
78-87-5	1,2-Dichloropropane	1.0	U	1.0	0.15
541-73-1	1,3-Dichlorobenzene	1.0	U	1.0	0.15
142-28-9	1,3-Dichloropropane	1.0	U	1.0	0.21
106-46-7	1,4-Dichlorobenzene	1.0	U	1.0	0.16
594-20-7	2,2-Dichloropropane	1.0	U	1.0	0.31
110-75-8	2-Chloroethyl vinyl ether	10	U	10	0.26
95-49-8	2-Chlorotoluene	1.0	U	1.0	0.15
591-78-6	2-Hexanone	5.0	U	5.0	0.54
108-86-1	Bromobenzene	1.0	U	1.0	0.12
74-97-5	Bromochloromethane	1.0	U	1.0	0.14
106-43-4	4-Chlorotoluene	1.0	U	1.0	0.090
99-87-6	p-Isopropyltoluene	1.0	U	1.0	0.13
67-64-1	Acetone	5.0	U	5.0	5.4
71-43-2	Benzene	1.0	U	1.0	0.13
75-25-2	Bromoform	1.0	U	1.0	0.76
74-83-9	Bromomethane	1.0	U	1.0	0.42
75-15-0	Carbon disulfide	1.0	U	1.0	0.28
56-23-5	Carbon tetrachloride	1.0	U	1.0	0.26
108-90-7	Chlorobenzene	1.0	U	1.0	0.14
75-00-3	Chloroethane	1.0	U	1.0	0.83

FORM I
GC/MS VOA ORGANICS ANALYSIS DATA SHEET

Lab Name: TestAmerica Canton | Job No.: 240-96812-1

SDG No.:

Client Sample ID: MSA-SW40B-3_18 | Lab Sample ID: 240-96812-2

Matrix: Water | Lab File ID: U1264489.D

Analysis Method: 8260C | Date Collected: 06/07/2018 11:37

Sample wt/vol: 5(mL) | Date Analyzed: 06/15/2018 18:49

Soil Aliquot Vol: | Dilution Factor: 1

Soil Extract Vol.: | GC Column: DB-624 ID: 0.18(mm)

% Moisture: | Level: (low/med) Low

Analysis Batch No.: 331811 | Units: ug/L

CAS NO.	COMPOUND NAME	RESULT	Q	RL	MDL
67-66-3	Chloroform	1.0	U	1.0	0.13
74-87-3	Chloromethane	1.0	U	1.0	0.20
156-59-2	cis-1,2-Dichloroethene	0.16	J	1.0	0.16
10061-01-5	cis-1,3-Dichloropropene	1.0	U	1.0	0.61
87-68-3	Hexachlorobutadiene	1.0	U	1.0	0.83
74-95-3	Dibromomethane	1.0	U	1.0	0.090
75-27-4	Bromodichloromethane	1.0	U	1.0	0.17
75-71-8	Dichlorodifluoromethane	1.0	U	1.0	0.35
100-41-4	Ethylbenzene	1.0	U	1.0	0.11
106-93-4	1,2-Dibromoethane	1.0	U	1.0	0.12
108-20-3	Diisopropyl ether	5.0	U	5.0	0.17
91-20-3	Naphthalene	1.0	U	1.0	0.32
179601-23-1	m-Xylene & p-Xylene	2.0	U	2.0	0.080
104-51-8	n-Butylbenzene	1.0	U	1.0	0.14
98-82-8	Isopropylbenzene	1.0	U	1.0	0.090
103-65-1	n-Propylbenzene	1.0	U	1.0	0.15
78-93-3	2-Butanone	5.0	U	5.0	1.2
108-10-1	4-Methyl-2-pentanone	5.0	U	5.0	0.42
135-98-8	sec-Butylbenzene	1.0	U	1.0	0.13
1634-04-4	Methyl tert-butyl ether	1.0	U	1.0	0.070
994-05-8	Tert-amyl-methyl ether (TAME)	5.0	U	5.0	0.11
75-09-2	Methylene Chloride	5.0	U	5.0	2.6
95-47-6	o-Xylene	1.0	U	1.0	0.090
100-42-5	Styrene	1.0	U	1.0	0.10
637-92-3	Ethyl-t-butyl ether (ETBE)	5.0	U	5.0	0.15
98-06-6	tert-Butylbenzene	1.0	U	1.0	0.14
127-18-4	Tetrachloroethene	1.0	U	1.0	0.15
108-88-3	Toluene	1.0	U	1.0	0.14
156-60-5	trans-1,2-Dichloroethene	1.0	U *	1.0	0.19
10061-02-6	trans-1,3-Dichloropropene	1.0	U	1.0	0.67
79-01-6	Trichloroethene	1.0	U	1.0	0.10
75-69-4	Trichlorofluoromethane	1.0	U	1.0	0.45
108-05-4	Vinyl acetate	2.0	U	2.0	0.19
75-01-4	Vinyl chloride	0.50	U	0.50	0.20
75-65-0	tert-Butyl alcohol	20	U	20	1.7
1330-20-7	Xylenes, Total	2.0	U	2.0	0.15

FORM I
GC/MS VOA ORGANICS ANALYSIS DATA SHEET

Lab Name: TestAmerica Canton
Job No.: 240-96812-1
SDG No.:
Client Sample ID: MSA-SW40B-3_18
Lab Sample ID: 240-96812-2
Matrix: Water
Lab File ID: U1264489.D
Analysis Method: 8260C
Date Collected: 06/07/2018 11:37
Sample wt/vol: 5(mL)
Date Analyzed: 06/15/2018 18:49
Soil Aliquot Vol:
Dilution Factor: 1
Soil Extract Vol.:
GC Column: DB-624 ID: 0.18(mm)
% Moisture:
Level: (low/med) Low
Analysis Batch No.: 331811
Units: ug/L

CAS NO.	COMPOUND NAME	RESULT	Q	RL	MDL
124-48-1	Dibromochloromethane	1.0	U	1.0	0.39

CAS NO.	SURROGATE	%REC	Q	LIMITS
17060-07-0	1,2-Dichloroethane-d4 (Surr)	122		61-138
460-00-4	4-Bromofluorobenzene (Surr)	108		69-120
2037-26-5	Toluene-d8 (Surr)	121	X	73-120
1868-53-7	Dibromofluoromethane (Surr)	110		69-124

FORM I
GC/MS VOA ORGANICS ANALYSIS DATA SHEET
TENTATIVELY IDENTIFIED COMPOUNDS

Lab Name: TestAmerica Canton Job No.: 240-96812-1

SDG No.:

Client Sample ID: MSA-SW40B-3_18 Lab Sample ID: 240-96812-2

Matrix: Water Lab File ID: U1264489.D

Analysis Method: 8260C Date Collected: 06/07/2018 11:37

Sample wt/vol: 5(mL) Date Analyzed: 06/15/2018 18:49

Soil Aliquot Vol: Dilution Factor: 1

Soil Extract Vol.: GC Column: DB-624 ID: 0.18(mm)

% Moisture: Level: (low/med) Low

Analysis Batch No.: 331811 Units: ug/L

Number TICs Found: 0 TIC Result Total: 0

CAS NO.	COMPOUND NAME	RT	RESULT	Q	MATCH QUALITY
	Tentatively Identified Compound		None		

FORM I-TIC 8260C

FORM I
GC/MS VOA ORGANICS ANALYSIS DATA SHEET
TARGETED TENATIVELY IDENTIFIED COMPOUNDS

Lab Name: TestAmerica Canton Job No.: 240-96812-1

SDG No.:

Client Sample ID: MSA-SW40B-3_18 Lab Sample ID: 240-96812-2

Matrix: Water Lab File ID: U1264489.D

Analysis Method: 8260C Date Collected: 06/07/2018 11:37

Sample wt/vol: 5(mL) Date Analyzed: 06/15/2018 18:49

Soil Aliquot Vol: Dilution Factor: 1

Soil Extract Vol.: GC Column: DB-624 ID: 0.18(mm)

% Moisture: Level: (low/med) Low

Analysis Batch No.: 331811 Units: ug/L

CAS NO.	COMPOUND NAME	RT	RESULT	Q	MATCH QUALITY
75-45-6	Chlorodifluoromethane TIC		1.0	U	

FORM I
GC/MS VOA ORGANICS ANALYSIS DATA SHEET

Lab Name: TestAmerica Canton | Job No.: 240-96812-1

SDG No.:

Client Sample ID: MSA-SW40C-3_18 | Lab Sample ID: 240-96812-3

Matrix: Water | Lab File ID: U1264490a.D

Analysis Method: 8260C | Date Collected: 06/07/2018 11:40

Sample wt/vol: 5(mL) | Date Analyzed: 06/15/2018 19:12

Soil Aliquot Vol: | Dilution Factor: 1

Soil Extract Vol.: | GC Column: DB-624 ID: 0.18(mm)

% Moisture: | Level: (low/med) Low

Analysis Batch No.: 331811 | Units: ug/L

CAS NO.	COMPOUND NAME	RESULT	Q	RL	MDL
630-20-6	1,1,1,2-Tetrachloroethane	1.0	U	1.0	0.14
71-55-6	1,1,1-Trichloroethane	1.0	U	1.0	0.24
79-34-5	1,1,2,2-Tetrachloroethane	1.0	U	1.0	0.13
76-13-1	1,1,2-Trichloro-1,2,2-trichfluoroethane	1.0	U	1.0	0.41
75-34-3	1,1-Dichloroethane	1.0	U	1.0	0.17
75-35-4	1,1-Dichloroethene	1.0	U *	1.0	0.19
563-58-6	1,1-Dichloropropene	1.0	U	1.0	0.14
87-61-6	1,2,3-Trichlorobenzene	1.0	U	1.0	0.54
96-18-4	1,2,3-Trichloropropane	1.0	U	1.0	0.24
526-73-8	1,2,3-Trimethylbenzene	5.0	U	5.0	0.14
120-82-1	1,2,4-Trichlorobenzene	1.0	U	1.0	0.26
95-63-6	1,2,4-Trimethylbenzene	1.0	U	1.0	0.070
96-12-8	1,2-Dibromo-3-Chloropropane	5.0	U	5.0	0.91
95-50-1	1,2-Dichlorobenzene	1.0	U	1.0	0.15
107-06-2	1,2-Dichloroethane	1.0	U	1.0	0.21
78-87-5	1,2-Dichloropropane	1.0	U	1.0	0.15
541-73-1	1,3-Dichlorobenzene	1.0	U	1.0	0.15
142-28-9	1,3-Dichloropropane	1.0	U	1.0	0.21
106-46-7	1,4-Dichlorobenzene	1.0	U	1.0	0.16
594-20-7	2,2-Dichloropropane	1.0	U	1.0	0.31
110-75-8	2-Chloroethyl vinyl ether	10	U	10	0.26
95-49-8	2-Chlorotoluene	1.0	U	1.0	0.15
591-78-6	2-Hexanone	5.0	U	5.0	0.54
108-86-1	Bromobenzene	1.0	U	1.0	0.12
74-97-5	Bromochloromethane	1.0	U	1.0	0.14
106-43-4	4-Chlorotoluene	1.0	U	1.0	0.090
99-87-6	p-Isopropyltoluene	1.0	U	1.0	0.13
67-64-1	Acetone	5.0	U	5.0	5.4
71-43-2	Benzene	1.0	U	1.0	0.13
75-25-2	Bromoform	1.0	U	1.0	0.76
74-83-9	Bromomethane	1.0	U	1.0	0.42
75-15-0	Carbon disulfide	1.0	U	1.0	0.28
56-23-5	Carbon tetrachloride	1.0	U	1.0	0.26
108-90-7	Chlorobenzene	1.0	U	1.0	0.14
75-00-3	Chloroethane	1.0	U	1.0	0.83

FORM I
GC/MS VOA ORGANICS ANALYSIS DATA SHEET

Lab Name: TestAmerica Canton | Job No.: 240-96812-1

SDG No.:

Client Sample ID: MSA-SW40C-3_18 | Lab Sample ID: 240-96812-3

Matrix: Water | Lab File ID: U1264490a.D

Analysis Method: 8260C | Date Collected: 06/07/2018 11:40

Sample wt/vol: 5(mL) | Date Analyzed: 06/15/2018 19:12

Soil Aliquot Vol: | Dilution Factor: 1

Soil Extract Vol.: | GC Column: DB-624 ID: 0.18(mm)

% Moisture: | Level: (low/med) Low

Analysis Batch No.: 331811 | Units: ug/L

CAS NO.	COMPOUND NAME	RESULT	Q	RL	MDL
67-66-3	Chloroform	1.0	U	1.0	0.13
74-87-3	Chloromethane	1.0	U	1.0	0.20
156-59-2	cis-1,2-Dichloroethene	1.0	U	1.0	0.16
10061-01-5	cis-1,3-Dichloropropene	1.0	U	1.0	0.61
87-68-3	Hexachlorobutadiene	1.0	U	1.0	0.83
74-95-3	Dibromomethane	1.0	U	1.0	0.090
75-27-4	Bromodichloromethane	1.0	U	1.0	0.17
75-71-8	Dichlorodifluoromethane	1.0	U	1.0	0.35
100-41-4	Ethylbenzene	1.0	U	1.0	0.11
106-93-4	1,2-Dibromoethane	1.0	U	1.0	0.12
108-20-3	Diisopropyl ether	5.0	U	5.0	0.17
91-20-3	Naphthalene	1.0	U	1.0	0.32
179601-23-1	m-Xylene & p-Xylene	2.0	U	2.0	0.080
104-51-8	n-Butylbenzene	1.0	U	1.0	0.14
98-82-8	Isopropylbenzene	1.0	U	1.0	0.090
103-65-1	n-Propylbenzene	1.0	U	1.0	0.15
78-93-3	2-Butanone	5.0	U	5.0	1.2
108-10-1	4-Methyl-2-pentanone	5.0	U	5.0	0.42
135-98-8	sec-Butylbenzene	1.0	U	1.0	0.13
1634-04-4	Methyl tert-butyl ether	1.0	U	1.0	0.070
994-05-8	Tert-amyl-methyl ether (TAME)	5.0	U	5.0	0.11
75-09-2	Methylene Chloride	5.0	U	5.0	2.6
95-47-6	o-Xylene	1.0	U	1.0	0.090
100-42-5	Styrene	1.0	U	1.0	0.10
637-92-3	Ethyl-t-butyl ether (ETBE)	5.0	U	5.0	0.15
98-06-6	tert-Butylbenzene	1.0	U	1.0	0.14
127-18-4	Tetrachloroethene	1.0	U	1.0	0.15
108-88-3	Toluene	1.0	U	1.0	0.14
156-60-5	trans-1,2-Dichloroethene	1.0	U *	1.0	0.19
10061-02-6	trans-1,3-Dichloropropene	1.0	U	1.0	0.67
79-01-6	Trichloroethene	1.0	U	1.0	0.10
75-69-4	Trichlorofluoromethane	1.0	U	1.0	0.45
108-05-4	Vinyl acetate	2.0	U	2.0	0.19
75-01-4	Vinyl chloride	0.50	U	0.50	0.20
75-65-0	tert-Butyl alcohol	20	U	20	1.7
1330-20-7	Xylenes, Total	2.0	U	2.0	0.15

FORM I
GC/MS VOA ORGANICS ANALYSIS DATA SHEET

Lab Name: TestAmerica Canton | Job No.: 240-96812-1

SDG No.:

Client Sample ID: MSA-SW40C-3_18 | Lab Sample ID: 240-96812-3

Matrix: Water | Lab File ID: U1264490a.D

Analysis Method: 8260C | Date Collected: 06/07/2018 11:40

Sample wt/vol: 5(mL) | Date Analyzed: 06/15/2018 19:12

Soil Aliquot Vol: | Dilution Factor: 1

Soil Extract Vol.: | GC Column: DB-624 ID: 0.18(mm)

% Moisture: | Level: (low/med) Low

Analysis Batch No.: 331811 | Units: ug/L

CAS NO.	COMPOUND NAME	RESULT	Q	RL	MDL
124-48-1	Dibromochloromethane	1.0	U	1.0	0.39

CAS NO.	SURROGATE	%REC	Q	LIMITS
17060-07-0	1,2-Dichloroethane-d4 (Surr)	113		61-138
460-00-4	4-Bromofluorobenzene (Surr)	101		69-120
2037-26-5	Toluene-d8 (Surr)	111		73-120
1868-53-7	Dibromofluoromethane (Surr)	102		69-124

FORM I
GC/MS VOA ORGANICS ANALYSIS DATA SHEET
TENTATIVELY IDENTIFIED COMPOUNDS

Lab Name: TestAmerica Canton Job No.: 240-96812-1

SDG No.:

Client Sample ID: MSA-SW40C-3_18 Lab Sample ID: 240-96812-3

Matrix: Water Lab File ID: U1264490a.D

Analysis Method: 8260C Date Collected: 06/07/2018 11:40

Sample wt/vol: 5(mL) Date Analyzed: 06/15/2018 19:12

Soil Aliquot Vol: Dilution Factor: 1

Soil Extract Vol.: GC Column: DB-624 ID: 0.18(mm)

% Moisture: Level: (low/med) Low

Analysis Batch No.: 331811 Units: ug/L

Number TICs Found: 0 TIC Result Total: 0

CAS NO.	COMPOUND NAME	RT	RESULT	Q	MATCH QUALITY
	Tentatively Identified Compound		None		

FORM I-TIC 8260C

FORM I
GC/MS VOA ORGANICS ANALYSIS DATA SHEET
TARGETED TENATIVELY IDENTIFIED COMPOUNDS

Lab Name: TestAmerica Canton Job No.: 240-96812-1

SDG No.:

Client Sample ID: MSA-SW40C-3_18 Lab Sample ID: 240-96812-3

Matrix: Water Lab File ID: U1264490a.D

Analysis Method: 8260C Date Collected: 06/07/2018 11:40

Sample wt/vol: 5(mL) Date Analyzed: 06/15/2018 19:12

Soil Aliquot Vol: Dilution Factor: 1

Soil Extract Vol.: GC Column: DB-624 ID: 0.18(mm)

% Moisture: Level: (low/med) Low

Analysis Batch No.: 331811 Units: ug/L

CAS NO.	COMPOUND NAME	RT	RESULT	Q	MATCH QUALITY
75-45-6	Chlorodifluoromethane TIC		1.0	U	

FORM I
GC/MS VOA ORGANICS ANALYSIS DATA SHEET

Lab Name: TestAmerica Canton | Job No.: 240-96812-1

SDG No.:

Client Sample ID: MSA-SW40D-3_18 | Lab Sample ID: 240-96812-4

Matrix: Water | Lab File ID: U1264491.D

Analysis Method: 8260C | Date Collected: 06/07/2018 11:43

Sample wt/vol: 5(mL) | Date Analyzed: 06/15/2018 19:35

Soil Aliquot Vol: | Dilution Factor: 1

Soil Extract Vol.: | GC Column: DB-624 ID: 0.18(mm)

% Moisture: | Level: (low/med) Low

Analysis Batch No.: 331811 | Units: ug/L

CAS NO.	COMPOUND NAME	RESULT	Q	RL	MDL
630-20-6	1,1,1,2-Tetrachloroethane	1.0	U	1.0	0.14
71-55-6	1,1,1-Trichloroethane	1.0	U	1.0	0.24
79-34-5	1,1,2,2-Tetrachloroethane	1.0	U	1.0	0.13
76-13-1	1,1,2-Trichloro-1,2,2-trichfluoroethane	1.0	U	1.0	0.41
75-34-3	1,1-Dichloroethane	1.0	U	1.0	0.17
75-35-4	1,1-Dichloroethene	1.0	U *	1.0	0.19
563-58-6	1,1-Dichloropropene	1.0	U	1.0	0.14
87-61-6	1,2,3-Trichlorobenzene	1.0	U	1.0	0.54
96-18-4	1,2,3-Trichloropropane	1.0	U	1.0	0.24
526-73-8	1,2,3-Trimethylbenzene	5.0	U	5.0	0.14
120-82-1	1,2,4-Trichlorobenzene	1.0	U	1.0	0.26
95-63-6	1,2,4-Trimethylbenzene	1.0	U	1.0	0.070
96-12-8	1,2-Dibromo-3-Chloropropane	5.0	U	5.0	0.91
95-50-1	1,2-Dichlorobenzene	1.0	U	1.0	0.15
107-06-2	1,2-Dichloroethane	1.0	U	1.0	0.21
78-87-5	1,2-Dichloropropane	1.0	U	1.0	0.15
541-73-1	1,3-Dichlorobenzene	1.0	U	1.0	0.15
142-28-9	1,3-Dichloropropane	1.0	U	1.0	0.21
106-46-7	1,4-Dichlorobenzene	1.0	U	1.0	0.16
594-20-7	2,2-Dichloropropane	1.0	U	1.0	0.31
110-75-8	2-Chloroethyl vinyl ether	10	U	10	0.26
95-49-8	2-Chlorotoluene	1.0	U	1.0	0.15
591-78-6	2-Hexanone	5.0	U	5.0	0.54
108-86-1	Bromobenzene	1.0	U	1.0	0.12
74-97-5	Bromochloromethane	1.0	U	1.0	0.14
106-43-4	4-Chlorotoluene	1.0	U	1.0	0.090
99-87-6	p-Isopropyltoluene	1.0	U	1.0	0.13
67-64-1	Acetone	5.0	U	5.0	5.4
71-43-2	Benzene	1.0	U	1.0	0.13
75-25-2	Bromoform	1.0	U	1.0	0.76
74-83-9	Bromomethane	1.0	U	1.0	0.42
75-15-0	Carbon disulfide	1.0	U	1.0	0.28
56-23-5	Carbon tetrachloride	1.0	U	1.0	0.26
108-90-7	Chlorobenzene	1.0	U	1.0	0.14
75-00-3	Chloroethane	1.0	U	1.0	0.83

FORM I
GC/MS VOA ORGANICS ANALYSIS DATA SHEET

Lab Name: TestAmerica Canton | Job No.: 240-96812-1

SDG No.:

Client Sample ID: MSA-SW40D-3_18 | Lab Sample ID: 240-96812-4

Matrix: Water | Lab File ID: U1264491.D

Analysis Method: 8260C | Date Collected: 06/07/2018 11:43

Sample wt/vol: 5(mL) | Date Analyzed: 06/15/2018 19:35

Soil Aliquot Vol: | Dilution Factor: 1

Soil Extract Vol.: | GC Column: DB-624 ID: 0.18(mm)

% Moisture: | Level: (low/med) Low

Analysis Batch No.: 331811 | Units: ug/L

CAS NO.	COMPOUND NAME	RESULT	Q	RL	MDL
67-66-3	Chloroform	1.0	U	1.0	0.13
74-87-3	Chloromethane	1.0	U	1.0	0.20
156-59-2	cis-1,2-Dichloroethene	1.0	U	1.0	0.16
10061-01-5	cis-1,3-Dichloropropene	1.0	U	1.0	0.61
87-68-3	Hexachlorobutadiene	1.0	U	1.0	0.83
74-95-3	Dibromomethane	1.0	U	1.0	0.090
75-27-4	Bromodichloromethane	1.0	U	1.0	0.17
75-71-8	Dichlorodifluoromethane	1.0	U	1.0	0.35
100-41-4	Ethylbenzene	1.0	U	1.0	0.11
106-93-4	1,2-Dibromoethane	1.0	U	1.0	0.12
108-20-3	Diisopropyl ether	5.0	U	5.0	0.17
91-20-3	Naphthalene	1.0	U	1.0	0.32
179601-23-1	m-Xylene & p-Xylene	2.0	U	2.0	0.080
104-51-8	n-Butylbenzene	1.0	U	1.0	0.14
98-82-8	Isopropylbenzene	1.0	U	1.0	0.090
103-65-1	n-Propylbenzene	1.0	U	1.0	0.15
78-93-3	2-Butanone	5.0	U	5.0	1.2
108-10-1	4-Methyl-2-pentanone	5.0	U	5.0	0.42
135-98-8	sec-Butylbenzene	1.0	U	1.0	0.13
1634-04-4	Methyl tert-butyl ether	1.0	U	1.0	0.070
994-05-8	Tert-amyl-methyl ether (TAME)	5.0	U	5.0	0.11
75-09-2	Methylene Chloride	5.0	U	5.0	2.6
95-47-6	o-Xylene	1.0	U	1.0	0.090
100-42-5	Styrene	1.0	U	1.0	0.10
637-92-3	Ethyl-t-butyl ether (ETBE)	5.0	U	5.0	0.15
98-06-6	tert-Butylbenzene	1.0	U	1.0	0.14
127-18-4	Tetrachloroethene	1.0	U	1.0	0.15
108-88-3	Toluene	1.0	U	1.0	0.14
156-60-5	trans-1,2-Dichloroethene	1.0	U *	1.0	0.19
10061-02-6	trans-1,3-Dichloropropene	1.0	U	1.0	0.67
79-01-6	Trichloroethene	1.0	U	1.0	0.10
75-69-4	Trichlorofluoromethane	1.0	U	1.0	0.45
108-05-4	Vinyl acetate	2.0	U	2.0	0.19
75-01-4	Vinyl chloride	0.50	U	0.50	0.20
75-65-0	tert-Butyl alcohol	20	U	20	1.7
1330-20-7	Xylenes, Total	2.0	U	2.0	0.15

FORM I
GC/MS VOA ORGANICS ANALYSIS DATA SHEET

Lab Name: TestAmerica Canton | Job No.: 240-96812-1

SDG No.:

Client Sample ID: MSA-SW40D-3_18 | Lab Sample ID: 240-96812-4

Matrix: Water | Lab File ID: U1264491.D

Analysis Method: 8260C | Date Collected: 06/07/2018 11:43

Sample wt/vol: 5(mL) | Date Analyzed: 06/15/2018 19:35

Soil Aliquot Vol: | Dilution Factor: 1

Soil Extract Vol.: | GC Column: DB-624 ID: 0.18(mm)

% Moisture: | Level: (low/med) Low

Analysis Batch No.: 331811 | Units: ug/L

CAS NO.	COMPOUND NAME	RESULT	Q	RL	MDL
124-48-1	Dibromochloromethane	1.0	U	1.0	0.39

CAS NO.	SURROGATE	%REC	Q	LIMITS
17060-07-0	1,2-Dichloroethane-d4 (Surr)	115		61-138
460-00-4	4-Bromofluorobenzene (Surr)	101		69-120
2037-26-5	Toluene-d8 (Surr)	111		73-120
1868-53-7	Dibromofluoromethane (Surr)	102		69-124

FORM I
GC/MS VOA ORGANICS ANALYSIS DATA SHEET
TENTATIVELY IDENTIFIED COMPOUNDS

Lab Name: TestAmerica Canton Job No.: 240-96812-1

SDG No.:

Client Sample ID: MSA-SW40D-3_18 Lab Sample ID: 240-96812-4

Matrix: Water Lab File ID: U1264491.D

Analysis Method: 8260C Date Collected: 06/07/2018 11:43

Sample wt/vol: 5(mL) Date Analyzed: 06/15/2018 19:35

Soil Aliquot Vol: Dilution Factor: 1

Soil Extract Vol.: GC Column: DB-624 ID: 0.18(mm)

% Moisture: Level: (low/med) Low

Analysis Batch No.: 331811 Units: ug/L

Number TICs Found: 0 TIC Result Total: 0

CAS NO.	COMPOUND NAME	RT	RESULT	Q	MATCH QUALITY
	Tentatively Identified Compound		None		

FORM I-TIC 8260C

FORM I
GC/MS VOA ORGANICS ANALYSIS DATA SHEET
TARGETED TENATIVELY IDENTIFIED COMPOUNDS

Lab Name: TestAmerica Canton Job No.: 240-96812-1

SDG No.:

Client Sample ID: MSA-SW40D-3_18 Lab Sample ID: 240-96812-4

Matrix: Water Lab File ID: U1264491.D

Analysis Method: 8260C Date Collected: 06/07/2018 11:43

Sample wt/vol: 5(mL) Date Analyzed: 06/15/2018 19:35

Soil Aliquot Vol: Dilution Factor: 1

Soil Extract Vol.: GC Column: DB-624 ID: 0.18(mm)

% Moisture: Level: (low/med) Low

Analysis Batch No.: 331811 Units: ug/L

CAS NO.	COMPOUND NAME	RT	RESULT	Q	MATCH QUALITY
75-45-6	Chlorodifluoromethane TIC		1.0	U	

FORM I
GC/MS VOA ORGANICS ANALYSIS DATA SHEET

Lab Name: TestAmerica Canton | Job No.: 240-96812-1

SDG No.:

Client Sample ID: MSA-SW38A-3_18 | Lab Sample ID: 240-96812-5

Matrix: Water | Lab File ID: U1264492.D

Analysis Method: 8260C | Date Collected: 06/07/2018 11:14

Sample wt/vol: 5(mL) | Date Analyzed: 06/15/2018 19:59

Soil Aliquot Vol: | Dilution Factor: 1

Soil Extract Vol.: | GC Column: DB-624 ID: 0.18(mm)

% Moisture: | Level: (low/med) Low

Analysis Batch No.: 331811 | Units: ug/L

CAS NO.	COMPOUND NAME	RESULT	Q	RL	MDL
630-20-6	1,1,1,2-Tetrachloroethane	1.0	U	1.0	0.14
71-55-6	1,1,1-Trichloroethane	1.0	U	1.0	0.24
79-34-5	1,1,2,2-Tetrachloroethane	1.0	U	1.0	0.13
76-13-1	1,1,2-Trichloro-1,2,2-trichfluoroethane	1.0	U	1.0	0.41
75-34-3	1,1-Dichloroethane	1.0	U	1.0	0.17
75-35-4	1,1-Dichloroethene	1.0	U *	1.0	0.19
563-58-6	1,1-Dichloropropene	1.0	U	1.0	0.14
87-61-6	1,2,3-Trichlorobenzene	1.0	U	1.0	0.54
96-18-4	1,2,3-Trichloropropane	1.0	U	1.0	0.24
526-73-8	1,2,3-Trimethylbenzene	5.0	U	5.0	0.14
120-82-1	1,2,4-Trichlorobenzene	1.0	U	1.0	0.26
95-63-6	1,2,4-Trimethylbenzene	1.0	U	1.0	0.070
96-12-8	1,2-Dibromo-3-Chloropropane	5.0	U	5.0	0.91
95-50-1	1,2-Dichlorobenzene	1.0	U	1.0	0.15
107-06-2	1,2-Dichloroethane	1.0	U	1.0	0.21
78-87-5	1,2-Dichloropropane	1.0	U	1.0	0.15
541-73-1	1,3-Dichlorobenzene	1.0	U	1.0	0.15
142-28-9	1,3-Dichloropropane	1.0	U	1.0	0.21
106-46-7	1,4-Dichlorobenzene	1.0	U	1.0	0.16
594-20-7	2,2-Dichloropropane	1.0	U	1.0	0.31
110-75-8	2-Chloroethyl vinyl ether	10	U	10	0.26
95-49-8	2-Chlorotoluene	1.0	U	1.0	0.15
591-78-6	2-Hexanone	5.0	U	5.0	0.54
108-86-1	Bromobenzene	1.0	U	1.0	0.12
74-97-5	Bromochloromethane	1.0	U	1.0	0.14
106-43-4	4-Chlorotoluene	1.0	U	1.0	0.090
99-87-6	p-Isopropyltoluene	1.0	U	1.0	0.13
67-64-1	Acetone	5.0	U	5.0	5.4
71-43-2	Benzene	1.0	U	1.0	0.13
75-25-2	Bromoform	1.0	U	1.0	0.76
74-83-9	Bromomethane	1.0	U	1.0	0.42
75-15-0	Carbon disulfide	1.0	U	1.0	0.28
56-23-5	Carbon tetrachloride	1.0	U	1.0	0.26
108-90-7	Chlorobenzene	1.0	U	1.0	0.14
75-00-3	Chloroethane	1.0	U	1.0	0.83

FORM I
GC/MS VOA ORGANICS ANALYSIS DATA SHEET

Lab Name: TestAmerica Canton | Job No.: 240-96812-1

SDG No.:

Client Sample ID: MSA-SW38A-3_18 | Lab Sample ID: 240-96812-5

Matrix: Water | Lab File ID: U1264492.D

Analysis Method: 8260C | Date Collected: 06/07/2018 11:14

Sample wt/vol: 5(mL) | Date Analyzed: 06/15/2018 19:59

Soil Aliquot Vol: | Dilution Factor: 1

Soil Extract Vol.: | GC Column: DB-624 ID: 0.18(mm)

% Moisture: | Level: (low/med) Low

Analysis Batch No.: 331811 | Units: ug/L

CAS NO.	COMPOUND NAME	RESULT	Q	RL	MDL
67-66-3	Chloroform	1.0	U	1.0	0.13
74-87-3	Chloromethane	1.0	U	1.0	0.20
156-59-2	cis-1,2-Dichloroethene	0.33	J	1.0	0.16
10061-01-5	cis-1,3-Dichloropropene	1.0	U	1.0	0.61
87-68-3	Hexachlorobutadiene	1.0	U	1.0	0.83
74-95-3	Dibromomethane	1.0	U	1.0	0.090
75-27-4	Bromodichloromethane	1.0	U	1.0	0.17
75-71-8	Dichlorodifluoromethane	1.0	U	1.0	0.35
100-41-4	Ethylbenzene	1.0	U	1.0	0.11
106-93-4	1,2-Dibromoethane	1.0	U	1.0	0.12
108-20-3	Diisopropyl ether	5.0	U	5.0	0.17
91-20-3	Naphthalene	1.0	U	1.0	0.32
179601-23-1	m-Xylene & p-Xylene	2.0	U	2.0	0.080
104-51-8	n-Butylbenzene	1.0	U	1.0	0.14
98-82-8	Isopropylbenzene	1.0	U	1.0	0.090
103-65-1	n-Propylbenzene	1.0	U	1.0	0.15
78-93-3	2-Butanone	5.0	U	5.0	1.2
108-10-1	4-Methyl-2-pentanone	5.0	U	5.0	0.42
135-98-8	sec-Butylbenzene	1.0	U	1.0	0.13
1634-04-4	Methyl tert-butyl ether	1.0	U	1.0	0.070
994-05-8	Tert-amyl-methyl ether (TAME)	5.0	U	5.0	0.11
75-09-2	Methylene Chloride	5.0	U	5.0	2.6
95-47-6	o-Xylene	1.0	U	1.0	0.090
100-42-5	Styrene	1.0	U	1.0	0.10
637-92-3	Ethyl-t-butyl ether (ETBE)	5.0	U	5.0	0.15
98-06-6	tert-Butylbenzene	1.0	U	1.0	0.14
127-18-4	Tetrachloroethene	1.0	U	1.0	0.15
108-88-3	Toluene	1.0	U	1.0	0.14
156-60-5	trans-1,2-Dichloroethene	1.0	U *	1.0	0.19
10061-02-6	trans-1,3-Dichloropropene	1.0	U	1.0	0.67
79-01-6	Trichloroethene	1.0	U	1.0	0.10
75-69-4	Trichlorofluoromethane	1.0	U	1.0	0.45
108-05-4	Vinyl acetate	2.0	U	2.0	0.19
75-01-4	Vinyl chloride	0.38	J	0.50	0.20
75-65-0	tert-Butyl alcohol	20	U	20	1.7
1330-20-7	Xylenes, Total	2.0	U	2.0	0.15

FORM I
GC/MS VOA ORGANICS ANALYSIS DATA SHEET

Lab Name: TestAmerica Canton | Job No.: 240-96812-1

SDG No.:

Client Sample ID: MSA-SW38A-3_18 | Lab Sample ID: 240-96812-5

Matrix: Water | Lab File ID: U1264492.D

Analysis Method: 8260C | Date Collected: 06/07/2018 11:14

Sample wt/vol: 5(mL) | Date Analyzed: 06/15/2018 19:59

Soil Aliquot Vol: | Dilution Factor: 1

Soil Extract Vol.: | GC Column: DB-624 ID: 0.18(mm)

% Moisture: | Level: (low/med) Low

Analysis Batch No.: 331811 | Units: ug/L

CAS NO.	COMPOUND NAME	RESULT	Q	RL	MDL
124-48-1	Dibromochloromethane	1.0	U	1.0	0.39

CAS NO.	SURROGATE	%REC	Q	LIMITS
17060-07-0	1,2-Dichloroethane-d4 (Surr)	121		61-138
460-00-4	4-Bromofluorobenzene (Surr)	103		69-120
2037-26-5	Toluene-d8 (Surr)	116		73-120
1868-53-7	Dibromofluoromethane (Surr)	108		69-124

FORM I
GC/MS VOA ORGANICS ANALYSIS DATA SHEET
TENTATIVELY IDENTIFIED COMPOUNDS

Lab Name: TestAmerica Canton Job No.: 240-96812-1

SDG No.:

Client Sample ID: MSA-SW38A-3_18 Lab Sample ID: 240-96812-5

Matrix: Water Lab File ID: U1264492.D

Analysis Method: 8260C Date Collected: 06/07/2018 11:14

Sample wt/vol: 5(mL) Date Analyzed: 06/15/2018 19:59

Soil Aliquot Vol: Dilution Factor: 1

Soil Extract Vol.: GC Column: DB-624 ID: 0.18(mm)

% Moisture: Level: (low/med) Low

Analysis Batch No.: 331811 Units: ug/L

Number TICs Found: 0 TIC Result Total: 0

CAS NO.	COMPOUND NAME	RT	RESULT	Q	MATCH QUALITY
	Tentatively Identified Compound		None		

FORM I-TIC 8260C

FORM I
GC/MS VOA ORGANICS ANALYSIS DATA SHEET
TARGETED TENATIVELY IDENTIFIED COMPOUNDS

Lab Name: TestAmerica Canton Job No.: 240-96812-1

SDG No.:

Client Sample ID: MSA-SW38A-3_18 Lab Sample ID: 240-96812-5

Matrix: Water Lab File ID: U1264492.D

Analysis Method: 8260C Date Collected: 06/07/2018 11:14

Sample wt/vol: 5(mL) Date Analyzed: 06/15/2018 19:59

Soil Aliquot Vol: Dilution Factor: 1

Soil Extract Vol.: GC Column: DB-624 ID: 0.18(mm)

% Moisture: Level: (low/med) Low

Analysis Batch No.: 331811 Units: ug/L

CAS NO.	COMPOUND NAME	RT	RESULT	Q	MATCH QUALITY
75-45-6	Chlorodifluoromethane TIC		1.0	U	

FORM I-TIC 8260C

FORM I
GC/MS VOA ORGANICS ANALYSIS DATA SHEET

Lab Name: TestAmerica Canton | Job No.: 240-96812-1

SDG No.:

Client Sample ID: MSA-SW44D-3_18 | Lab Sample ID: 240-96812-6

Matrix: Water | Lab File ID: U1264525.D

Analysis Method: 8260C | Date Collected: 06/07/2018 10:29

Sample wt/vol: 5(mL) | Date Analyzed: 06/17/2018 16:19

Soil Aliquot Vol: | Dilution Factor: 1

Soil Extract Vol.: | GC Column: DB-624 ID: 0.18(mm)

% Moisture: | Level: (low/med) Low

Analysis Batch No.: 332009 | Units: ug/L

CAS NO.	COMPOUND NAME	RESULT	Q	RL	MDL
630-20-6	1,1,1,2-Tetrachloroethane	1.0	U	1.0	0.14
71-55-6	1,1,1-Trichloroethane	1.0	U	1.0	0.24
79-34-5	1,1,2,2-Tetrachloroethane	1.0	U	1.0	0.13
76-13-1	1,1,2-Trichloro-1,2,2-trichfluoroethane	1.0	U	1.0	0.41
75-34-3	1,1-Dichloroethane	1.0	U	1.0	0.17
75-35-4	1,1-Dichloroethene	1.0	U	1.0	0.19
563-58-6	1,1-Dichloropropene	1.0	U	1.0	0.14
87-61-6	1,2,3-Trichlorobenzene	1.0	U	1.0	0.54
96-18-4	1,2,3-Trichloropropane	1.0	U	1.0	0.24
526-73-8	1,2,3-Trimethylbenzene	5.0	U	5.0	0.14
120-82-1	1,2,4-Trichlorobenzene	1.0	U	1.0	0.26
95-63-6	1,2,4-Trimethylbenzene	1.0	U	1.0	0.070
96-12-8	1,2-Dibromo-3-Chloropropane	5.0	U	5.0	0.91
95-50-1	1,2-Dichlorobenzene	1.0	U	1.0	0.15
107-06-2	1,2-Dichloroethane	1.0	U	1.0	0.21
78-87-5	1,2-Dichloropropane	1.0	U	1.0	0.15
541-73-1	1,3-Dichlorobenzene	1.0	U	1.0	0.15
142-28-9	1,3-Dichloropropane	1.0	U	1.0	0.21
106-46-7	1,4-Dichlorobenzene	1.0	U	1.0	0.16
594-20-7	2,2-Dichloropropane	1.0	U	1.0	0.31
110-75-8	2-Chloroethyl vinyl ether	10	U	10	0.26
95-49-8	2-Chlorotoluene	1.0	U	1.0	0.15
591-78-6	2-Hexanone	5.0	U	5.0	0.54
108-86-1	Bromobenzene	1.0	U	1.0	0.12
74-97-5	Bromochloromethane	1.0	U	1.0	0.14
106-43-4	4-Chlorotoluene	1.0	U	1.0	0.090
99-87-6	p-Isopropyltoluene	1.0	U	1.0	0.13
67-64-1	Acetone	5.0	U	5.0	5.4
71-43-2	Benzene	1.0	U	1.0	0.13
75-25-2	Bromoform	1.0	U	1.0	0.76
74-83-9	Bromomethane	1.0	U	1.0	0.42
75-15-0	Carbon disulfide	1.0	U	1.0	0.28
56-23-5	Carbon tetrachloride	1.0	U	1.0	0.26
108-90-7	Chlorobenzene	1.0	U	1.0	0.14
75-00-3	Chloroethane	1.0	U	1.0	0.83

FORM I
GC/MS VOA ORGANICS ANALYSIS DATA SHEET

Lab Name: TestAmerica Canton | Job No.: 240-96812-1

SDG No.:

Client Sample ID: MSA-SW44D-3_18 | Lab Sample ID: 240-96812-6

Matrix: Water | Lab File ID: U1264525.D

Analysis Method: 8260C | Date Collected: 06/07/2018 10:29

Sample wt/vol: 5(mL) | Date Analyzed: 06/17/2018 16:19

Soil Aliquot Vol: | Dilution Factor: 1

Soil Extract Vol.: | GC Column: DB-624 ID: 0.18(mm)

% Moisture: | Level: (low/med) Low

Analysis Batch No.: 332009 | Units: ug/L

CAS NO.	COMPOUND NAME	RESULT	Q	RL	MDL
67-66-3	Chloroform	1.0	U	1.0	0.13
74-87-3	Chloromethane	1.0	U	1.0	0.20
156-59-2	cis-1,2-Dichloroethene	1.0	U	1.0	0.16
10061-01-5	cis-1,3-Dichloropropene	1.0	U	1.0	0.61
87-68-3	Hexachlorobutadiene	1.0	U	1.0	0.83
74-95-3	Dibromomethane	1.0	U *	1.0	0.090
75-27-4	Bromodichloromethane	1.0	U	1.0	0.17
75-71-8	Dichlorodifluoromethane	1.0	U	1.0	0.35
100-41-4	Ethylbenzene	1.0	U	1.0	0.11
106-93-4	1,2-Dibromoethane	1.0	U	1.0	0.12
108-20-3	Diisopropyl ether	5.0	U	5.0	0.17
91-20-3	Naphthalene	1.0	U	1.0	0.32
179601-23-1	m-Xylene & p-Xylene	2.0	U	2.0	0.080
104-51-8	n-Butylbenzene	1.0	U	1.0	0.14
98-82-8	Isopropylbenzene	1.0	U	1.0	0.090
103-65-1	n-Propylbenzene	1.0	U	1.0	0.15
78-93-3	2-Butanone	5.0	U	5.0	1.2
108-10-1	4-Methyl-2-pentanone	5.0	U	5.0	0.42
135-98-8	sec-Butylbenzene	1.0	U	1.0	0.13
1634-04-4	Methyl tert-butyl ether	1.0	U	1.0	0.070
994-05-8	Tert-amyl-methyl ether (TAME)	5.0	U	5.0	0.11
75-09-2	Methylene Chloride	5.0	U	5.0	2.6
95-47-6	o-Xylene	1.0	U	1.0	0.090
100-42-5	Styrene	1.0	U	1.0	0.10
637-92-3	Ethyl-t-butyl ether (ETBE)	5.0	U	5.0	0.15
98-06-6	tert-Butylbenzene	1.0	U	1.0	0.14
127-18-4	Tetrachloroethene	1.0	U	1.0	0.15
108-88-3	Toluene	1.0	U	1.0	0.14
156-60-5	trans-1,2-Dichloroethene	1.0	U	1.0	0.19
10061-02-6	trans-1,3-Dichloropropene	1.0	U	1.0	0.67
79-01-6	Trichloroethene	1.0	U	1.0	0.10
75-69-4	Trichlorofluoromethane	1.0	U	1.0	0.45
108-05-4	Vinyl acetate	2.0	U	2.0	0.19
75-01-4	Vinyl chloride	0.50	U	0.50	0.20
75-65-0	tert-Butyl alcohol	20	U	20	1.7
1330-20-7	Xylenes, Total	2.0	U	2.0	0.15

FORM I
GC/MS VOA ORGANICS ANALYSIS DATA SHEET

Lab Name: TestAmerica Canton | Job No.: 240-96812-1

SDG No.:

Client Sample ID: MSA-SW44D-3_18 | Lab Sample ID: 240-96812-6

Matrix: Water | Lab File ID: U1264525.D

Analysis Method: 8260C | Date Collected: 06/07/2018 10:29

Sample wt/vol: 5(mL) | Date Analyzed: 06/17/2018 16:19

Soil Aliquot Vol: | Dilution Factor: 1

Soil Extract Vol.: | GC Column: DB-624 ID: 0.18(mm)

% Moisture: | Level: (low/med) Low

Analysis Batch No.: 332009 | Units: ug/L

CAS NO.	COMPOUND NAME	RESULT	Q	RL	MDL
124-48-1	Dibromochloromethane	1.0	U	1.0	0.39

CAS NO.	SURROGATE	%REC	Q	LIMITS
17060-07-0	1,2-Dichloroethane-d4 (Surr)	102		61-138
460-00-4	4-Bromofluorobenzene (Surr)	91		69-120
2037-26-5	Toluene-d8 (Surr)	104		73-120
1868-53-7	Dibromofluoromethane (Surr)	91		69-124

FORM I
GC/MS VOA ORGANICS ANALYSIS DATA SHEET
TENTATIVELY IDENTIFIED COMPOUNDS

Lab Name: TestAmerica Canton Job No.: 240-96812-1

SDG No.:

Client Sample ID: MSA-SW44D-3_18 Lab Sample ID: 240-96812-6

Matrix: Water Lab File ID: U1264525.D

Analysis Method: 8260C Date Collected: 06/07/2018 10:29

Sample wt/vol: 5(mL) Date Analyzed: 06/17/2018 16:19

Soil Aliquot Vol: Dilution Factor: 1

Soil Extract Vol.: GC Column: DB-624 ID: 0.18(mm)

% Moisture: Level: (low/med) Low

Analysis Batch No.: 332009 Units: ug/L

Number TICs Found: 0 TIC Result Total: 0

CAS NO.	COMPOUND NAME	RT	RESULT	Q	MATCH QUALITY
	Tentatively Identified Compound		None		

FORM I-TIC 8260C

FORM I
GC/MS VOA ORGANICS ANALYSIS DATA SHEET
TARGETED TENATIVELY IDENTIFIED COMPOUNDS

Lab Name: TestAmerica Canton Job No.: 240-96812-1

SDG No.:

Client Sample ID: MSA-SW44D-3_18 Lab Sample ID: 240-96812-6

Matrix: Water Lab File ID: U1264525.D

Analysis Method: 8260C Date Collected: 06/07/2018 10:29

Sample wt/vol: 5(mL) Date Analyzed: 06/17/2018 16:19

Soil Aliquot Vol: Dilution Factor: 1

Soil Extract Vol.: GC Column: DB-624 ID: 0.18(mm)

% Moisture: Level: (low/med) Low

Analysis Batch No.: 332009 Units: ug/L

CAS NO.	COMPOUND NAME	RT	RESULT	Q	MATCH QUALITY
75-45-6	Chlorodifluoromethane TIC		1.0	U	

FORM I-TIC 8260C

FORM I
GC/MS VOA ORGANICS ANALYSIS DATA SHEET

Lab Name: TestAmerica Canton | Job No.: 240-96812-1

SDG No.:

Client Sample ID: MSA-~~SW43A~~ SW49A-3_18 | Lab Sample ID: 240-96812-7

Matrix: Water | Lab File ID: U1264526.D

Analysis Method: 8260C | Date Collected: 06/07/2018 10:50

Sample wt/vol: 5(mL) | Date Analyzed: 06/17/2018 16:42

Soil Aliquot Vol: | Dilution Factor: 1

Soil Extract Vol.: | GC Column: DB-624 ID: 0.18(mm)

% Moisture: | Level: (low/med) Low

Analysis Batch No.: 332009 | Units: ug/L

CAS NO.	COMPOUND NAME	RESULT	Q	RL	MDL
630-20-6	1,1,1,2-Tetrachloroethane	1.0	U	1.0	0.14
71-55-6	1,1,1-Trichloroethane	1.0	U	1.0	0.24
79-34-5	1,1,2,2-Tetrachloroethane	1.0	U	1.0	0.13
76-13-1	1,1,2-Trichloro-1,2,2-trichfluoroethane	1.0	U	1.0	0.41
75-34-3	1,1-Dichloroethane	1.0	U	1.0	0.17
75-35-4	1,1-Dichloroethene	1.0	U	1.0	0.19
563-58-6	1,1-Dichloropropene	1.0	U	1.0	0.14
87-61-6	1,2,3-Trichlorobenzene	1.0	U	1.0	0.54
96-18-4	1,2,3-Trichloropropane	1.0	U	1.0	0.24
526-73-8	1,2,3-Trimethylbenzene	5.0	U	5.0	0.14
120-82-1	1,2,4-Trichlorobenzene	1.0	U	1.0	0.26
95-63-6	1,2,4-Trimethylbenzene	1.0	U	1.0	0.070
96-12-8	1,2-Dibromo-3-Chloropropane	5.0	U	5.0	0.91
95-50-1	1,2-Dichlorobenzene	1.0	U	1.0	0.15
107-06-2	1,2-Dichloroethane	1.0	U	1.0	0.21
78-87-5	1,2-Dichloropropane	1.0	U	1.0	0.15
541-73-1	1,3-Dichlorobenzene	1.0	U	1.0	0.15
142-28-9	1,3-Dichloropropane	1.0	U	1.0	0.21
106-46-7	1,4-Dichlorobenzene	1.0	U	1.0	0.16
594-20-7	2,2-Dichloropropane	1.0	U	1.0	0.31
110-75-8	2-Chloroethyl vinyl ether	10	U	10	0.26
95-49-8	2-Chlorotoluene	1.0	U	1.0	0.15
591-78-6	2-Hexanone	5.0	U	5.0	0.54
108-86-1	Bromobenzene	1.0	U	1.0	0.12
74-97-5	Bromochloromethane	1.0	U	1.0	0.14
106-43-4	4-Chlorotoluene	1.0	U	1.0	0.090
99-87-6	p-Isopropyltoluene	1.0	U	1.0	0.13
67-64-1	Acetone	5.0	U	5.0	5.4
71-43-2	Benzene	1.0	U	1.0	0.13
75-25-2	Bromoform	1.0	U	1.0	0.76
74-83-9	Bromomethane	1.0	U	1.0	0.42
75-15-0	Carbon disulfide	1.0	U	1.0	0.28
56-23-5	Carbon tetrachloride	1.0	U	1.0	0.26
108-90-7	Chlorobenzene	1.0	U	1.0	0.14
75-00-3	Chloroethane	1.0	U	1.0	0.83

FORM I
GC/MS VOA ORGANICS ANALYSIS DATA SHEET

Lab Name: TestAmerica Canton | Job No.: 240-96812-1

SDG No.:

Client Sample ID: MSA-~~SW43A~~ SW49A-3_18 | Lab Sample ID: 240-96812-7

Matrix: Water | Lab File ID: U1264526.D

Analysis Method: 8260C | Date Collected: 06/07/2018 10:50

Sample wt/vol: 5(mL) | Date Analyzed: 06/17/2018 16:42

Soil Aliquot Vol: | Dilution Factor: 1

Soil Extract Vol.: | GC Column: DB-624 ID: 0.18(mm)

% Moisture: | Level: (low/med) Low

Analysis Batch No.: 332009 | Units: ug/L

CAS NO.	COMPOUND NAME	RESULT	Q	RL	MDL
67-66-3	Chloroform	1.0	U	1.0	0.13
74-87-3	Chloromethane	1.0	U	1.0	0.20
156-59-2	cis-1,2-Dichloroethene	0.16	J	1.0	0.16
10061-01-5	cis-1,3-Dichloropropene	1.0	U	1.0	0.61
87-68-3	Hexachlorobutadiene	1.0	U	1.0	0.83
74-95-3	Dibromomethane	1.0	U *	1.0	0.090
75-27-4	Bromodichloromethane	1.0	U	1.0	0.17
75-71-8	Dichlorodifluoromethane	1.0	U	1.0	0.35
100-41-4	Ethylbenzene	1.0	U	1.0	0.11
106-93-4	1,2-Dibromoethane	1.0	U	1.0	0.12
108-20-3	Diisopropyl ether	5.0	U	5.0	0.17
91-20-3	Naphthalene	1.0	U	1.0	0.32
179601-23-1	m-Xylene & p-Xylene	2.0	U	2.0	0.080
104-51-8	n-Butylbenzene	1.0	U	1.0	0.14
98-82-8	Isopropylbenzene	1.0	U	1.0	0.090
103-65-1	n-Propylbenzene	1.0	U	1.0	0.15
78-93-3	2-Butanone	5.0	U	5.0	1.2
108-10-1	4-Methyl-2-pentanone	5.0	U	5.0	0.42
135-98-8	sec-Butylbenzene	1.0	U	1.0	0.13
1634-04-4	Methyl tert-butyl ether	1.0	U	1.0	0.070
994-05-8	Tert-amyl-methyl ether (TAME)	5.0	U	5.0	0.11
75-09-2	Methylene Chloride	5.0	U	5.0	2.6
95-47-6	o-Xylene	1.0	U	1.0	0.090
100-42-5	Styrene	1.0	U	1.0	0.10
637-92-3	Ethyl-t-butyl ether (ETBE)	5.0	U	5.0	0.15
98-06-6	tert-Butylbenzene	1.0	U	1.0	0.14
127-18-4	Tetrachloroethene	1.0	U	1.0	0.15
108-88-3	Toluene	1.0	U	1.0	0.14
156-60-5	trans-1,2-Dichloroethene	1.0	U	1.0	0.19
10061-02-6	trans-1,3-Dichloropropene	1.0	U	1.0	0.67
79-01-6	Trichloroethene	1.0	U	1.0	0.10
75-69-4	Trichlorofluoromethane	1.0	U	1.0	0.45
108-05-4	Vinyl acetate	2.0	U	2.0	0.19
75-01-4	Vinyl chloride	0.50	U	0.50	0.20
75-65-0	tert-Butyl alcohol	20	U	20	1.7
1330-20-7	Xylenes, Total	2.0	U	2.0	0.15

FORM I
GC/MS VOA ORGANICS ANALYSIS DATA SHEET

Lab Name: TestAmerica Canton | Job No.: 240-96812-1

SDG No.:

Client Sample ID: MSA-~~SW43A~~ SW49A-3_18 | Lab Sample ID: 240-96812-7

Matrix: Water | Lab File ID: U1264526.D

Analysis Method: 8260C | Date Collected: 06/07/2018 10:50

Sample wt/vol: 5(mL) | Date Analyzed: 06/17/2018 16:42

Soil Aliquot Vol: | Dilution Factor: 1

Soil Extract Vol.: | GC Column: DB-624 ID: 0.18(mm)

% Moisture: | Level: (low/med) Low

Analysis Batch No.: 332009 | Units: ug/L

CAS NO.	COMPOUND NAME	RESULT	Q	RL	MDL
124-48-1	Dibromochloromethane	1.0	U	1.0	0.39

CAS NO.	SURROGATE	%REC	Q	LIMITS
17060-07-0	1,2-Dichloroethane-d4 (Surr)	94		61-138
460-00-4	4-Bromofluorobenzene (Surr)	86		69-120
2037-26-5	Toluene-d8 (Surr)	96		73-120
1868-53-7	Dibromofluoromethane (Surr)	84		69-124

FORM I
GC/MS VOA ORGANICS ANALYSIS DATA SHEET
TENTATIVELY IDENTIFIED COMPOUNDS

Lab Name: TestAmerica Canton Job No.: 240-96812-1

SDG No.:

Client Sample ID: MSA-~~SW43A~~ SW49A-3_18 Lab Sample ID: 240-96812-7

Matrix: Water Lab File ID: U1264526.D

Analysis Method: 8260C Date Collected: 06/07/2018 10:50

Sample wt/vol: 5(mL) Date Analyzed: 06/17/2018 16:42

Soil Aliquot Vol: Dilution Factor: 1

Soil Extract Vol.: GC Column: DB-624 ID: 0.18(mm)

% Moisture: Level: (low/med) Low

Analysis Batch No.: 332009 Units: ug/L

Number TICs Found: 0 TIC Result Total: 0

CAS NO.	COMPOUND NAME	RT	RESULT	Q	MATCH QUALITY
	Tentatively Identified Compound		None		

FORM I-TIC 8260C

FORM I
GC/MS VOA ORGANICS ANALYSIS DATA SHEET
TARGETED TENATIVELY IDENTIFIED COMPOUNDS

Lab Name: TestAmerica Canton Job No.: 240-96812-1

SDG No.:

Client Sample ID: MSA-~~SW43A~~ SW49A-3_18 Lab Sample ID: 240-96812-7

Matrix: Water Lab File ID: U1264526.D

Analysis Method: 8260C Date Collected: 06/07/2018 10:50

Sample wt/vol: 5(mL) Date Analyzed: 06/17/2018 16:42

Soil Aliquot Vol: Dilution Factor: 1

Soil Extract Vol.: GC Column: DB-624 ID: 0.18(mm)

% Moisture: Level: (low/med) Low

Analysis Batch No.: 332009 Units: ug/L

CAS NO.	COMPOUND NAME	RT	RESULT	Q	MATCH QUALITY
75-45-6	Chlorodifluoromethane TIC		1.0	U	

FORM I-TIC 8260C

FORM I
GC/MS VOA ORGANICS ANALYSIS DATA SHEET

Lab Name: TestAmerica Canton | Job No.: 240-96812-1

SDG No.:

Client Sample ID: MSA-SW47A-3_18 | Lab Sample ID: 240-96812-8

Matrix: Water | Lab File ID: U1264527.D

Analysis Method: 8260C | Date Collected: 06/07/2018 11:28

Sample wt/vol: 5(mL) | Date Analyzed: 06/17/2018 17:05

Soil Aliquot Vol: | Dilution Factor: 1

Soil Extract Vol.: | GC Column: DB-624 ID: 0.18(mm)

% Moisture: | Level: (low/med) Low

Analysis Batch No.: 332009 | Units: ug/L

CAS NO.	COMPOUND NAME	RESULT	Q	RL	MDL
630-20-6	1,1,1,2-Tetrachloroethane	1.0	U	1.0	0.14
71-55-6	1,1,1-Trichloroethane	1.0	U	1.0	0.24
79-34-5	1,1,2,2-Tetrachloroethane	1.0	U	1.0	0.13
76-13-1	1,1,2-Trichloro-1,2,2-trichfluoroethane	1.0	U	1.0	0.41
75-34-3	1,1-Dichloroethane	1.0	U	1.0	0.17
75-35-4	1,1-Dichloroethene	1.0	U	1.0	0.19
563-58-6	1,1-Dichloropropene	1.0	U	1.0	0.14
87-61-6	1,2,3-Trichlorobenzene	1.0	U	1.0	0.54
96-18-4	1,2,3-Trichloropropane	1.0	U	1.0	0.24
526-73-8	1,2,3-Trimethylbenzene	5.0	U	5.0	0.14
120-82-1	1,2,4-Trichlorobenzene	1.0	U	1.0	0.26
95-63-6	1,2,4-Trimethylbenzene	1.0	U	1.0	0.070
96-12-8	1,2-Dibromo-3-Chloropropane	5.0	U	5.0	0.91
95-50-1	1,2-Dichlorobenzene	1.0	U	1.0	0.15
107-06-2	1,2-Dichloroethane	1.0	U	1.0	0.21
78-87-5	1,2-Dichloropropane	1.0	U	1.0	0.15
541-73-1	1,3-Dichlorobenzene	1.0	U	1.0	0.15
142-28-9	1,3-Dichloropropane	1.0	U	1.0	0.21
106-46-7	1,4-Dichlorobenzene	1.0	U	1.0	0.16
594-20-7	2,2-Dichloropropane	1.0	U	1.0	0.31
110-75-8	2-Chloroethyl vinyl ether	10	U	10	0.26
95-49-8	2-Chlorotoluene	1.0	U	1.0	0.15
591-78-6	2-Hexanone	5.0	U	5.0	0.54
108-86-1	Bromobenzene	1.0	U	1.0	0.12
74-97-5	Bromochloromethane	1.0	U	1.0	0.14
106-43-4	4-Chlorotoluene	1.0	U	1.0	0.090
99-87-6	p-Isopropyltoluene	1.0	U	1.0	0.13
67-64-1	Acetone	5.0	U	5.0	5.4
71-43-2	Benzene	1.0	U	1.0	0.13
75-25-2	Bromoform	1.0	U	1.0	0.76
74-83-9	Bromomethane	1.0	U	1.0	0.42
75-15-0	Carbon disulfide	1.0	U	1.0	0.28
56-23-5	Carbon tetrachloride	1.0	U	1.0	0.26
108-90-7	Chlorobenzene	1.0	U	1.0	0.14
75-00-3	Chloroethane	1.0	U	1.0	0.83

FORM I
GC/MS VOA ORGANICS ANALYSIS DATA SHEET

Lab Name: TestAmerica Canton | Job No.: 240-96812-1

SDG No.:

Client Sample ID: MSA-SW47A-3_18 | Lab Sample ID: 240-96812-8

Matrix: Water | Lab File ID: U1264527.D

Analysis Method: 8260C | Date Collected: 06/07/2018 11:28

Sample wt/vol: 5(mL) | Date Analyzed: 06/17/2018 17:05

Soil Aliquot Vol: | Dilution Factor: 1

Soil Extract Vol.: | GC Column: DB-624 ID: 0.18(mm)

% Moisture: | Level: (low/med) Low

Analysis Batch No.: 332009 | Units: ug/L

CAS NO.	COMPOUND NAME	RESULT	Q	RL	MDL
67-66-3	Chloroform	1.0	U	1.0	0.13
74-87-3	Chloromethane	1.0	U	1.0	0.20
156-59-2	cis-1,2-Dichloroethene	1.0	U	1.0	0.16
10061-01-5	cis-1,3-Dichloropropene	1.0	U	1.0	0.61
87-68-3	Hexachlorobutadiene	1.0	U	1.0	0.83
74-95-3	Dibromomethane	1.0	U *	1.0	0.090
75-27-4	Bromodichloromethane	1.0	U	1.0	0.17
75-71-8	Dichlorodifluoromethane	1.0	U	1.0	0.35
100-41-4	Ethylbenzene	1.0	U	1.0	0.11
106-93-4	1,2-Dibromoethane	1.0	U	1.0	0.12
108-20-3	Diisopropyl ether	5.0	U	5.0	0.17
91-20-3	Naphthalene	1.0	U	1.0	0.32
179601-23-1	m-Xylene & p-Xylene	2.0	U	2.0	0.080
104-51-8	n-Butylbenzene	1.0	U	1.0	0.14
98-82-8	Isopropylbenzene	1.0	U	1.0	0.090
103-65-1	n-Propylbenzene	1.0	U	1.0	0.15
78-93-3	2-Butanone	5.0	U	5.0	1.2
108-10-1	4-Methyl-2-pentanone	5.0	U	5.0	0.42
135-98-8	sec-Butylbenzene	1.0	U	1.0	0.13
1634-04-4	Methyl tert-butyl ether	1.0	U	1.0	0.070
994-05-8	Tert-amyl-methyl ether (TAME)	5.0	U	5.0	0.11
75-09-2	Methylene Chloride	5.0	U	5.0	2.6
95-47-6	o-Xylene	1.0	U	1.0	0.090
100-42-5	Styrene	1.0	U	1.0	0.10
637-92-3	Ethyl-t-butyl ether (ETBE)	5.0	U	5.0	0.15
98-06-6	tert-Butylbenzene	1.0	U	1.0	0.14
127-18-4	Tetrachloroethene	1.0	U	1.0	0.15
108-88-3	Toluene	1.0	U	1.0	0.14
156-60-5	trans-1,2-Dichloroethene	1.0	U	1.0	0.19
10061-02-6	trans-1,3-Dichloropropene	1.0	U	1.0	0.67
79-01-6	Trichloroethene	1.0	U	1.0	0.10
75-69-4	Trichlorofluoromethane	1.0	U	1.0	0.45
108-05-4	Vinyl acetate	2.0	U	2.0	0.19
75-01-4	Vinyl chloride	0.50	U	0.50	0.20
75-65-0	tert-Butyl alcohol	20	U	20	1.7
1330-20-7	Xylenes, Total	2.0	U	2.0	0.15

FORM I
GC/MS VOA ORGANICS ANALYSIS DATA SHEET

Lab Name: TestAmerica Canton | Job No.: 240-96812-1

SDG No.:

Client Sample ID: MSA-SW47A-3_18 | Lab Sample ID: 240-96812-8

Matrix: Water | Lab File ID: U1264527.D

Analysis Method: 8260C | Date Collected: 06/07/2018 11:28

Sample wt/vol: 5(mL) | Date Analyzed: 06/17/2018 17:05

Soil Aliquot Vol: | Dilution Factor: 1

Soil Extract Vol.: | GC Column: DB-624 ID: 0.18(mm)

% Moisture: | Level: (low/med) Low

Analysis Batch No.: 332009 | Units: ug/L

CAS NO.	COMPOUND NAME	RESULT	Q	RL	MDL
124-48-1	Dibromochloromethane	1.0	U	1.0	0.39

CAS NO.	SURROGATE	%REC	Q	LIMITS
17060-07-0	1,2-Dichloroethane-d4 (Surr)	94		61-138
460-00-4	4-Bromofluorobenzene (Surr)	81		69-120
2037-26-5	Toluene-d8 (Surr)	98		73-120
1868-53-7	Dibromofluoromethane (Surr)	86		69-124

FORM I
GC/MS VOA ORGANICS ANALYSIS DATA SHEET
TENTATIVELY IDENTIFIED COMPOUNDS

Lab Name: TestAmerica Canton Job No.: 240-96812-1

SDG No.:

Client Sample ID: MSA-SW47A-3_18 Lab Sample ID: 240-96812-8

Matrix: Water Lab File ID: U1264527.D

Analysis Method: 8260C Date Collected: 06/07/2018 11:28

Sample wt/vol: 5(mL) Date Analyzed: 06/17/2018 17:05

Soil Aliquot Vol: Dilution Factor: 1

Soil Extract Vol.: GC Column: DB-624 ID: 0.18(mm)

% Moisture: Level: (low/med) Low

Analysis Batch No.: 332009 Units: ug/L

Number TICs Found: 0 TIC Result Total: 0

CAS NO.	COMPOUND NAME	RT	RESULT	Q	MATCH QUALITY
	Tentatively Identified Compound		None		

FORM I-TIC 8260C

FORM I
GC/MS VOA ORGANICS ANALYSIS DATA SHEET
TARGETED TENATIVELY IDENTIFIED COMPOUNDS

Lab Name: TestAmerica Canton Job No.: 240-96812-1

SDG No.:

Client Sample ID: MSA-SW47A-3_18 Lab Sample ID: 240-96812-8

Matrix: Water Lab File ID: U1264527.D

Analysis Method: 8260C Date Collected: 06/07/2018 11:28

Sample wt/vol: 5(mL) Date Analyzed: 06/17/2018 17:05

Soil Aliquot Vol: Dilution Factor: 1

Soil Extract Vol.: GC Column: DB-624 ID: 0.18(mm)

% Moisture: Level: (low/med) Low

Analysis Batch No.: 332009 Units: ug/L

CAS NO.	COMPOUND NAME	RT	RESULT	Q	MATCH QUALITY
75-45-6	Chlorodifluoromethane TIC		1.0	U	

FORM I-TIC 8260C

FORM I
GC/MS VOA ORGANICS ANALYSIS DATA SHEET

Lab Name: TestAmerica Canton | Job No.: 240-96812-1

SDG No.:

Client Sample ID: MSA-SW46A-3_18 | Lab Sample ID: 240-96812-9

Matrix: Water | Lab File ID: U1264528.D

Analysis Method: 8260C | Date Collected: 06/07/2018 11:47

Sample wt/vol: 5(mL) | Date Analyzed: 06/17/2018 17:28

Soil Aliquot Vol: | Dilution Factor: 1

Soil Extract Vol.: | GC Column: DB-624 ID: 0.18(mm)

% Moisture: | Level: (low/med) Low

Analysis Batch No.: 332009 | Units: ug/L

CAS NO.	COMPOUND NAME	RESULT	Q	RL	MDL
630-20-6	1,1,1,2-Tetrachloroethane	1.0	U	1.0	0.14
71-55-6	1,1,1-Trichloroethane	1.0	U	1.0	0.24
79-34-5	1,1,2,2-Tetrachloroethane	1.0	U	1.0	0.13
76-13-1	1,1,2-Trichloro-1,2,2-trichfluoroethane	1.0	U	1.0	0.41
75-34-3	1,1-Dichloroethane	1.0	U	1.0	0.17
75-35-4	1,1-Dichloroethene	1.0	U	1.0	0.19
563-58-6	1,1-Dichloropropene	1.0	U	1.0	0.14
87-61-6	1,2,3-Trichlorobenzene	1.0	U	1.0	0.54
96-18-4	1,2,3-Trichloropropane	1.0	U	1.0	0.24
526-73-8	1,2,3-Trimethylbenzene	5.0	U	5.0	0.14
120-82-1	1,2,4-Trichlorobenzene	1.0	U	1.0	0.26
95-63-6	1,2,4-Trimethylbenzene	1.0	U	1.0	0.070
96-12-8	1,2-Dibromo-3-Chloropropane	5.0	U	5.0	0.91
95-50-1	1,2-Dichlorobenzene	1.0	U	1.0	0.15
107-06-2	1,2-Dichloroethane	1.0	U	1.0	0.21
78-87-5	1,2-Dichloropropane	1.0	U	1.0	0.15
541-73-1	1,3-Dichlorobenzene	1.0	U	1.0	0.15
142-28-9	1,3-Dichloropropane	1.0	U	1.0	0.21
106-46-7	1,4-Dichlorobenzene	1.0	U	1.0	0.16
594-20-7	2,2-Dichloropropane	1.0	U	1.0	0.31
110-75-8	2-Chloroethyl vinyl ether	10	U	10	0.26
95-49-8	2-Chlorotoluene	1.0	U	1.0	0.15
591-78-6	2-Hexanone	5.0	U	5.0	0.54
108-86-1	Bromobenzene	1.0	U	1.0	0.12
74-97-5	Bromochloromethane	1.0	U	1.0	0.14
106-43-4	4-Chlorotoluene	1.0	U	1.0	0.090
99-87-6	p-Isopropyltoluene	1.0	U	1.0	0.13
67-64-1	Acetone	5.0	U	5.0	5.4
71-43-2	Benzene	1.0	U	1.0	0.13
75-25-2	Bromoform	1.0	U	1.0	0.76
74-83-9	Bromomethane	1.0	U	1.0	0.42
75-15-0	Carbon disulfide	1.0	U	1.0	0.28
56-23-5	Carbon tetrachloride	1.0	U	1.0	0.26
108-90-7	Chlorobenzene	1.0	U	1.0	0.14
75-00-3	Chloroethane	1.0	U	1.0	0.83

FORM I
GC/MS VOA ORGANICS ANALYSIS DATA SHEET

Lab Name: TestAmerica Canton | Job No.: 240-96812-1

SDG No.:

Client Sample ID: MSA-SW46A-3_18 | Lab Sample ID: 240-96812-9

Matrix: Water | Lab File ID: U1264528.D

Analysis Method: 8260C | Date Collected: 06/07/2018 11:47

Sample wt/vol: 5(mL) | Date Analyzed: 06/17/2018 17:28

Soil Aliquot Vol: | Dilution Factor: 1

Soil Extract Vol.: | GC Column: DB-624 ID: 0.18(mm)

% Moisture: | Level: (low/med) Low

Analysis Batch No.: 332009 | Units: ug/L

CAS NO.	COMPOUND NAME	RESULT	Q	RL	MDL
67-66-3	Chloroform	1.0	U	1.0	0.13
74-87-3	Chloromethane	1.0	U	1.0	0.20
156-59-2	cis-1,2-Dichloroethene	0.23	J	1.0	0.16
10061-01-5	cis-1,3-Dichloropropene	1.0	U	1.0	0.61
87-68-3	Hexachlorobutadiene	1.0	U	1.0	0.83
74-95-3	Dibromomethane	1.0	U *	1.0	0.090
75-27-4	Bromodichloromethane	1.0	U	1.0	0.17
75-71-8	Dichlorodifluoromethane	1.0	U	1.0	0.35
100-41-4	Ethylbenzene	1.0	U	1.0	0.11
106-93-4	1,2-Dibromoethane	1.0	U	1.0	0.12
108-20-3	Diisopropyl ether	5.0	U	5.0	0.17
91-20-3	Naphthalene	1.0	U	1.0	0.32
179601-23-1	m-Xylene & p-Xylene	2.0	U	2.0	0.080
104-51-8	n-Butylbenzene	1.0	U	1.0	0.14
98-82-8	Isopropylbenzene	1.0	U	1.0	0.090
103-65-1	n-Propylbenzene	1.0	U	1.0	0.15
78-93-3	2-Butanone	5.0	U	5.0	1.2
108-10-1	4-Methyl-2-pentanone	5.0	U	5.0	0.42
135-98-8	sec-Butylbenzene	1.0	U	1.0	0.13
1634-04-4	Methyl tert-butyl ether	1.0	U	1.0	0.070
994-05-8	Tert-amyl-methyl ether (TAME)	5.0	U	5.0	0.11
75-09-2	Methylene Chloride	5.0	U	5.0	2.6
95-47-6	o-Xylene	1.0	U	1.0	0.090
100-42-5	Styrene	1.0	U	1.0	0.10
637-92-3	Ethyl-t-butyl ether (ETBE)	5.0	U	5.0	0.15
98-06-6	tert-Butylbenzene	1.0	U	1.0	0.14
127-18-4	Tetrachloroethene	1.0	U	1.0	0.15
108-88-3	Toluene	1.0	U	1.0	0.14
156-60-5	trans-1,2-Dichloroethene	1.0	U	1.0	0.19
10061-02-6	trans-1,3-Dichloropropene	1.0	U	1.0	0.67
79-01-6	Trichloroethene	1.0	U	1.0	0.10
75-69-4	Trichlorofluoromethane	1.0	U	1.0	0.45
108-05-4	Vinyl acetate	2.0	U	2.0	0.19
75-01-4	Vinyl chloride	0.50	U	0.50	0.20
75-65-0	tert-Butyl alcohol	20	U	20	1.7
1330-20-7	Xylenes, Total	2.0	U	2.0	0.15

FORM I
GC/MS VOA ORGANICS ANALYSIS DATA SHEET

Lab Name: TestAmerica Canton | Job No.: 240-96812-1

SDG No.:

Client Sample ID: MSA-SW46A-3_18 | Lab Sample ID: 240-96812-9

Matrix: Water | Lab File ID: U1264528.D

Analysis Method: 8260C | Date Collected: 06/07/2018 11:47

Sample wt/vol: 5(mL) | Date Analyzed: 06/17/2018 17:28

Soil Aliquot Vol: | Dilution Factor: 1

Soil Extract Vol.: | GC Column: DB-624 ID: 0.18(mm)

% Moisture: | Level: (low/med) Low

Analysis Batch No.: 332009 | Units: ug/L

CAS NO.	COMPOUND NAME	RESULT	Q	RL	MDL
124-48-1	Dibromochloromethane	1.0	U	1.0	0.39

CAS NO.	SURROGATE	%REC	Q	LIMITS
17060-07-0	1,2-Dichloroethane-d4 (Surr)	124		61-138
460-00-4	4-Bromofluorobenzene (Surr)	109		69-120
2037-26-5	Toluene-d8 (Surr)	127	X	73-120
1868-53-7	Dibromofluoromethane (Surr)	109		69-124

FORM I
GC/MS VOA ORGANICS ANALYSIS DATA SHEET
TENTATIVELY IDENTIFIED COMPOUNDS

Lab Name: TestAmerica Canton Job No.: 240-96812-1

SDG No.:

Client Sample ID: MSA-SW46A-3_18 Lab Sample ID: 240-96812-9

Matrix: Water Lab File ID: U1264528.D

Analysis Method: 8260C Date Collected: 06/07/2018 11:47

Sample wt/vol: 5(mL) Date Analyzed: 06/17/2018 17:28

Soil Aliquot Vol: Dilution Factor: 1

Soil Extract Vol.: GC Column: DB-624 ID: 0.18(mm)

% Moisture: Level: (low/med) Low

Analysis Batch No.: 332009 Units: ug/L

Number TICs Found: 0 TIC Result Total: 0

CAS NO.	COMPOUND NAME	RT	RESULT	Q	MATCH QUALITY
	Tentatively Identified Compound		None		

FORM I-TIC 8260C

FORM I
GC/MS VOA ORGANICS ANALYSIS DATA SHEET
TARGETED TENATIVELY IDENTIFIED COMPOUNDS

Lab Name: TestAmerica Canton Job No.: 240-96812-1

SDG No.:

Client Sample ID: MSA-SW46A-3_18 Lab Sample ID: 240-96812-9

Matrix: Water Lab File ID: U1264528.D

Analysis Method: 8260C Date Collected: 06/07/2018 11:47

Sample wt/vol: 5(mL) Date Analyzed: 06/17/2018 17:28

Soil Aliquot Vol: Dilution Factor: 1

Soil Extract Vol.: GC Column: DB-624 ID: 0.18(mm)

% Moisture: Level: (low/med) Low

Analysis Batch No.: 332009 Units: ug/L

CAS NO.	COMPOUND NAME	RT	RESULT	Q	MATCH QUALITY
75-45-6	Chlorodifluoromethane TIC		1.0	U	

FORM I-TIC 8260C

FORM I
GC/MS VOA ORGANICS ANALYSIS DATA SHEET

Lab Name: TestAmerica Canton | Job No.: 240-96812-1

SDG No.:

Client Sample ID: MSA-SW48A-3_18 | Lab Sample ID: 240-96812-10

Matrix: Water | Lab File ID: U1264529.D

Analysis Method: 8260C | Date Collected: 06/07/2018 11:10

Sample wt/vol: 5(mL) | Date Analyzed: 06/17/2018 17:51

Soil Aliquot Vol: | Dilution Factor: 1

Soil Extract Vol.: | GC Column: DB-624 ID: 0.18(mm)

% Moisture: | Level: (low/med) Low

Analysis Batch No.: 332009 | Units: ug/L

CAS NO.	COMPOUND NAME	RESULT	Q	RL	MDL
630-20-6	1,1,1,2-Tetrachloroethane	1.0	U	1.0	0.14
71-55-6	1,1,1-Trichloroethane	1.0	U	1.0	0.24
79-34-5	1,1,2,2-Tetrachloroethane	1.0	U	1.0	0.13
76-13-1	1,1,2-Trichloro-1,2,2-trichfluoroethane	1.0	U	1.0	0.41
75-34-3	1,1-Dichloroethane	1.0	U	1.0	0.17
75-35-4	1,1-Dichloroethene	1.0	U	1.0	0.19
563-58-6	1,1-Dichloropropene	1.0	U	1.0	0.14
87-61-6	1,2,3-Trichlorobenzene	1.0	U	1.0	0.54
96-18-4	1,2,3-Trichloropropane	1.0	U	1.0	0.24
526-73-8	1,2,3-Trimethylbenzene	5.0	U	5.0	0.14
120-82-1	1,2,4-Trichlorobenzene	1.0	U	1.0	0.26
95-63-6	1,2,4-Trimethylbenzene	1.0	U	1.0	0.070
96-12-8	1,2-Dibromo-3-Chloropropane	5.0	U	5.0	0.91
95-50-1	1,2-Dichlorobenzene	1.0	U	1.0	0.15
107-06-2	1,2-Dichloroethane	1.0	U	1.0	0.21
78-87-5	1,2-Dichloropropane	1.0	U	1.0	0.15
541-73-1	1,3-Dichlorobenzene	1.0	U	1.0	0.15
142-28-9	1,3-Dichloropropane	1.0	U	1.0	0.21
106-46-7	1,4-Dichlorobenzene	1.0	U	1.0	0.16
594-20-7	2,2-Dichloropropane	1.0	U	1.0	0.31
110-75-8	2-Chloroethyl vinyl ether	10	U	10	0.26
95-49-8	2-Chlorotoluene	1.0	U	1.0	0.15
591-78-6	2-Hexanone	5.0	U	5.0	0.54
108-86-1	Bromobenzene	1.0	U	1.0	0.12
74-97-5	Bromochloromethane	1.0	U	1.0	0.14
106-43-4	4-Chlorotoluene	1.0	U	1.0	0.090
99-87-6	p-Isopropyltoluene	1.0	U	1.0	0.13
67-64-1	Acetone	5.0	U	5.0	5.4
71-43-2	Benzene	1.0	U	1.0	0.13
75-25-2	Bromoform	1.0	U	1.0	0.76
74-83-9	Bromomethane	1.0	U	1.0	0.42
75-15-0	Carbon disulfide	1.0	U	1.0	0.28
56-23-5	Carbon tetrachloride	1.0	U	1.0	0.26
108-90-7	Chlorobenzene	1.0	U	1.0	0.14
75-00-3	Chloroethane	1.0	U	1.0	0.83

FORM I
GC/MS VOA ORGANICS ANALYSIS DATA SHEET

Lab Name: TestAmerica Canton | Job No.: 240-96812-1

SDG No.:

Client Sample ID: MSA-SW48A-3_18 | Lab Sample ID: 240-96812-10

Matrix: Water | Lab File ID: U1264529.D

Analysis Method: 8260C | Date Collected: 06/07/2018 11:10

Sample wt/vol: 5(mL) | Date Analyzed: 06/17/2018 17:51

Soil Aliquot Vol: | Dilution Factor: 1

Soil Extract Vol.: | GC Column: DB-624 ID: 0.18(mm)

% Moisture: | Level: (low/med) Low

Analysis Batch No.: 332009 | Units: ug/L

CAS NO.	COMPOUND NAME	RESULT	Q	RL	MDL
67-66-3	Chloroform	1.0	U	1.0	0.13
74-87-3	Chloromethane	1.0	U	1.0	0.20
156-59-2	cis-1,2-Dichloroethene	0.25	J	1.0	0.16
10061-01-5	cis-1,3-Dichloropropene	1.0	U	1.0	0.61
87-68-3	Hexachlorobutadiene	1.0	U	1.0	0.83
74-95-3	Dibromomethane	1.0	U *	1.0	0.090
75-27-4	Bromodichloromethane	1.0	U	1.0	0.17
75-71-8	Dichlorodifluoromethane	1.0	U	1.0	0.35
100-41-4	Ethylbenzene	1.0	U	1.0	0.11
106-93-4	1,2-Dibromoethane	1.0	U	1.0	0.12
108-20-3	Diisopropyl ether	5.0	U	5.0	0.17
91-20-3	Naphthalene	1.0	U	1.0	0.32
179601-23-1	m-Xylene & p-Xylene	2.0	U	2.0	0.080
104-51-8	n-Butylbenzene	1.0	U	1.0	0.14
98-82-8	Isopropylbenzene	1.0	U	1.0	0.090
103-65-1	n-Propylbenzene	1.0	U	1.0	0.15
78-93-3	2-Butanone	5.0	U	5.0	1.2
108-10-1	4-Methyl-2-pentanone	5.0	U	5.0	0.42
135-98-8	sec-Butylbenzene	1.0	U	1.0	0.13
1634-04-4	Methyl tert-butyl ether	1.0	U	1.0	0.070
994-05-8	Tert-amyl-methyl ether (TAME)	5.0	U	5.0	0.11
75-09-2	Methylene Chloride	5.0	U	5.0	2.6
95-47-6	o-Xylene	1.0	U	1.0	0.090
100-42-5	Styrene	1.0	U	1.0	0.10
637-92-3	Ethyl-t-butyl ether (ETBE)	5.0	U	5.0	0.15
98-06-6	tert-Butylbenzene	1.0	U	1.0	0.14
127-18-4	Tetrachloroethene	1.0	U	1.0	0.15
108-88-3	Toluene	1.0	U	1.0	0.14
156-60-5	trans-1,2-Dichloroethene	1.0	U	1.0	0.19
10061-02-6	trans-1,3-Dichloropropene	1.0	U	1.0	0.67
79-01-6	Trichloroethene	1.0	U	1.0	0.10
75-69-4	Trichlorofluoromethane	1.0	U	1.0	0.45
108-05-4	Vinyl acetate	2.0	U	2.0	0.19
75-01-4	Vinyl chloride	0.50	U	0.50	0.20
75-65-0	tert-Butyl alcohol	20	U	20	1.7
1330-20-7	Xylenes, Total	2.0	U	2.0	0.15

FORM I
GC/MS VOA ORGANICS ANALYSIS DATA SHEET

Lab Name: TestAmerica Canton | Job No.: 240-96812-1

SDG No.:

Client Sample ID: MSA-SW48A-3_18 | Lab Sample ID: 240-96812-10

Matrix: Water | Lab File ID: U1264529.D

Analysis Method: 8260C | Date Collected: 06/07/2018 11:10

Sample wt/vol: 5(mL) | Date Analyzed: 06/17/2018 17:51

Soil Aliquot Vol: | Dilution Factor: 1

Soil Extract Vol.: | GC Column: DB-624 ID: 0.18(mm)

% Moisture: | Level: (low/med) Low

Analysis Batch No.: 332009 | Units: ug/L

CAS NO.	COMPOUND NAME	RESULT	Q	RL	MDL
124-48-1	Dibromochloromethane	1.0	U	1.0	0.39

CAS NO.	SURROGATE	%REC	Q	LIMITS
17060-07-0	1,2-Dichloroethane-d4 (Surr)	113		61-138
460-00-4	4-Bromofluorobenzene (Surr)	99		69-120
2037-26-5	Toluene-d8 (Surr)	115		73-120
1868-53-7	Dibromofluoromethane (Surr)	101		69-124

FORM I
GC/MS VOA ORGANICS ANALYSIS DATA SHEET
TENTATIVELY IDENTIFIED COMPOUNDS

Lab Name: TestAmerica Canton Job No.: 240-96812-1

SDG No.:

Client Sample ID: MSA-SW48A-3_18 Lab Sample ID: 240-96812-10

Matrix: Water Lab File ID: U1264529.D

Analysis Method: 8260C Date Collected: 06/07/2018 11:10

Sample wt/vol: 5(mL) Date Analyzed: 06/17/2018 17:51

Soil Aliquot Vol: Dilution Factor: 1

Soil Extract Vol.: GC Column: DB-624 ID: 0.18(mm)

% Moisture: Level: (low/med) Low

Analysis Batch No.: 332009 Units: ug/L

Number TICs Found: 0 TIC Result Total: 0

CAS NO.	COMPOUND NAME	RT	RESULT	Q	MATCH QUALITY
	Tentatively Identified Compound		None		

FORM I-TIC 8260C

FORM I
GC/MS VOA ORGANICS ANALYSIS DATA SHEET
TARGETED TENATIVELY IDENTIFIED COMPOUNDS

Lab Name: TestAmerica Canton Job No.: 240-96812-1

SDG No.:

Client Sample ID: MSA-SW48A-3_18 Lab Sample ID: 240-96812-10

Matrix: Water Lab File ID: U1264529.D

Analysis Method: 8260C Date Collected: 06/07/2018 11:10

Sample wt/vol: 5(mL) Date Analyzed: 06/17/2018 17:51

Soil Aliquot Vol: Dilution Factor: 1

Soil Extract Vol.: GC Column: DB-624 ID: 0.18(mm)

% Moisture: Level: (low/med) Low

Analysis Batch No.: 332009 Units: ug/L

CAS NO.	COMPOUND NAME	RT	RESULT	Q	MATCH QUALITY
75-45-6	Chlorodifluoromethane TIC		1.0	U	

FORM I
GC/MS VOA ORGANICS ANALYSIS DATA SHEET

Lab Name: TestAmerica Canton | Job No.: 240-96812-1
SDG No.:
Client Sample ID: MSA-SW43A-3_18 | Lab Sample ID: 240-96812-11
Matrix: Water | Lab File ID: U1264530a.D
Analysis Method: 8260C | Date Collected: 06/07/2018 10:35
Sample wt/vol: 5(mL) | Date Analyzed: 06/17/2018 18:14
Soil Aliquot Vol: | Dilution Factor: 1
Soil Extract Vol.: | GC Column: DB-624 ID: 0.18(mm)
% Moisture: | Level: (low/med) Low
Analysis Batch No.: 332009 | Units: ug/L

CAS NO.	COMPOUND NAME	RESULT	Q	RL	MDL
630-20-6	1,1,1,2-Tetrachloroethane	1.0	U	1.0	0.14
71-55-6	1,1,1-Trichloroethane	1.0	U	1.0	0.24
79-34-5	1,1,2,2-Tetrachloroethane	1.0	U	1.0	0.13
76-13-1	1,1,2-Trichloro-1,2,2-trichfluoroethane	1.0	U	1.0	0.41
75-34-3	1,1-Dichloroethane	1.0	U	1.0	0.17
75-35-4	1,1-Dichloroethene	1.0	U	1.0	0.19
563-58-6	1,1-Dichloropropene	1.0	U	1.0	0.14
87-61-6	1,2,3-Trichlorobenzene	1.0	U	1.0	0.54
96-18-4	1,2,3-Trichloropropane	1.0	U	1.0	0.24
526-73-8	1,2,3-Trimethylbenzene	5.0	U	5.0	0.14
120-82-1	1,2,4-Trichlorobenzene	1.0	U	1.0	0.26
95-63-6	1,2,4-Trimethylbenzene	1.0	U	1.0	0.070
96-12-8	1,2-Dibromo-3-Chloropropane	5.0	U	5.0	0.91
95-50-1	1,2-Dichlorobenzene	1.0	U	1.0	0.15
107-06-2	1,2-Dichloroethane	1.0	U	1.0	0.21
78-87-5	1,2-Dichloropropane	1.0	U	1.0	0.15
541-73-1	1,3-Dichlorobenzene	1.0	U	1.0	0.15
142-28-9	1,3-Dichloropropane	1.0	U	1.0	0.21
106-46-7	1,4-Dichlorobenzene	1.0	U	1.0	0.16
594-20-7	2,2-Dichloropropane	1.0	U	1.0	0.31
110-75-8	2-Chloroethyl vinyl ether	10	U	10	0.26
95-49-8	2-Chlorotoluene	1.0	U	1.0	0.15
591-78-6	2-Hexanone	5.0	U	5.0	0.54
108-86-1	Bromobenzene	1.0	U	1.0	0.12
74-97-5	Bromochloromethane	1.0	U	1.0	0.14
106-43-4	4-Chlorotoluene	1.0	U	1.0	0.090
99-87-6	p-Isopropyltoluene	1.0	U	1.0	0.13
67-64-1	Acetone	5.0	U	5.0	5.4
71-43-2	Benzene	1.0	U	1.0	0.13
75-25-2	Bromoform	1.0	U	1.0	0.76
74-83-9	Bromomethane	1.0	U	1.0	0.42
75-15-0	Carbon disulfide	1.0	U	1.0	0.28
56-23-5	Carbon tetrachloride	1.0	U	1.0	0.26
108-90-7	Chlorobenzene	1.0	U	1.0	0.14
75-00-3	Chloroethane	1.0	U	1.0	0.83

FORM I
GC/MS VOA ORGANICS ANALYSIS DATA SHEET

Lab Name: TestAmerica Canton | Job No.: 240-96812-1

SDG No.:

Client Sample ID: MSA-SW43A-3_18 | Lab Sample ID: 240-96812-11

Matrix: Water | Lab File ID: U1264530a.D

Analysis Method: 8260C | Date Collected: 06/07/2018 10:35

Sample wt/vol: 5(mL) | Date Analyzed: 06/17/2018 18:14

Soil Aliquot Vol: | Dilution Factor: 1

Soil Extract Vol.: | GC Column: DB-624 ID: 0.18(mm)

% Moisture: | Level: (low/med) Low

Analysis Batch No.: 332009 | Units: ug/L

CAS NO.	COMPOUND NAME	RESULT	Q	RL	MDL
67-66-3	Chloroform	1.0	U	1.0	0.13
74-87-3	Chloromethane	1.0	U	1.0	0.20
156-59-2	cis-1,2-Dichloroethene	1.0	U	1.0	0.16
10061-01-5	cis-1,3-Dichloropropene	1.0	U	1.0	0.61
87-68-3	Hexachlorobutadiene	1.0	U	1.0	0.83
74-95-3	Dibromomethane	1.0	U *	1.0	0.090
75-27-4	Bromodichloromethane	1.0	U	1.0	0.17
75-71-8	Dichlorodifluoromethane	1.0	U	1.0	0.35
100-41-4	Ethylbenzene	1.0	U	1.0	0.11
106-93-4	1,2-Dibromoethane	1.0	U	1.0	0.12
108-20-3	Diisopropyl ether	5.0	U	5.0	0.17
91-20-3	Naphthalene	1.0	U	1.0	0.32
179601-23-1	m-Xylene & p-Xylene	2.0	U	2.0	0.080
104-51-8	n-Butylbenzene	1.0	U	1.0	0.14
98-82-8	Isopropylbenzene	1.0	U	1.0	0.090
103-65-1	n-Propylbenzene	1.0	U	1.0	0.15
78-93-3	2-Butanone	5.0	U	5.0	1.2
108-10-1	4-Methyl-2-pentanone	5.0	U	5.0	0.42
135-98-8	sec-Butylbenzene	1.0	U	1.0	0.13
1634-04-4	Methyl tert-butyl ether	1.0	U	1.0	0.070
994-05-8	Tert-amyl-methyl ether (TAME)	5.0	U	5.0	0.11
75-09-2	Methylene Chloride	5.0	U	5.0	2.6
95-47-6	o-Xylene	1.0	U	1.0	0.090
100-42-5	Styrene	1.0	U	1.0	0.10
637-92-3	Ethyl-t-butyl ether (ETBE)	5.0	U	5.0	0.15
98-06-6	tert-Butylbenzene	1.0	U	1.0	0.14
127-18-4	Tetrachloroethene	1.0	U	1.0	0.15
108-88-3	Toluene	1.0	U	1.0	0.14
156-60-5	trans-1,2-Dichloroethene	1.0	U	1.0	0.19
10061-02-6	trans-1,3-Dichloropropene	1.0	U	1.0	0.67
79-01-6	Trichloroethene	1.0	U	1.0	0.10
75-69-4	Trichlorofluoromethane	1.0	U	1.0	0.45
108-05-4	Vinyl acetate	2.0	U	2.0	0.19
75-01-4	Vinyl chloride	0.50	U	0.50	0.20
75-65-0	tert-Butyl alcohol	20	U	20	1.7
1330-20-7	Xylenes, Total	2.0	U	2.0	0.15

FORM I
GC/MS VOA ORGANICS ANALYSIS DATA SHEET

Lab Name: TestAmerica Canton | Job No.: 240-96812-1

SDG No.:

Client Sample ID: MSA-SW43A-3_18 | Lab Sample ID: 240-96812-11

Matrix: Water | Lab File ID: U1264530a.D

Analysis Method: 8260C | Date Collected: 06/07/2018 10:35

Sample wt/vol: 5(mL) | Date Analyzed: 06/17/2018 18:14

Soil Aliquot Vol: | Dilution Factor: 1

Soil Extract Vol.: | GC Column: DB-624 ID: 0.18(mm)

% Moisture: | Level: (low/med) Low

Analysis Batch No.: 332009 | Units: ug/L

CAS NO.	COMPOUND NAME	RESULT	Q	RL	MDL
124-48-1	Dibromochloromethane	1.0	U	1.0	0.39

CAS NO.	SURROGATE	%REC	Q	LIMITS
17060-07-0	1,2-Dichloroethane-d4 (Surr)	129		61-138
460-00-4	4-Bromofluorobenzene (Surr)	110		69-120
2037-26-5	Toluene-d8 (Surr)	125	X	73-120
1868-53-7	Dibromofluoromethane (Surr)	112		69-124

FORM I
GC/MS VOA ORGANICS ANALYSIS DATA SHEET
TENTATIVELY IDENTIFIED COMPOUNDS

Lab Name: TestAmerica Canton Job No.: 240-96812-1

SDG No.:

Client Sample ID: MSA-SW43A-3_18 Lab Sample ID: 240-96812-11

Matrix: Water Lab File ID: U1264530a.D

Analysis Method: 8260C Date Collected: 06/07/2018 10:35

Sample wt/vol: 5(mL) Date Analyzed: 06/17/2018 18:14

Soil Aliquot Vol: Dilution Factor: 1

Soil Extract Vol.: GC Column: DB-624 ID: 0.18(mm)

% Moisture: Level: (low/med) Low

Analysis Batch No.: 332009 Units: ug/L

Number TICs Found: 0 TIC Result Total: 0

CAS NO.	COMPOUND NAME	RT	RESULT	Q	MATCH QUALITY
	Tentatively Identified Compound		None		

FORM I-TIC 8260C

FORM I
GC/MS VOA ORGANICS ANALYSIS DATA SHEET
TARGETED TENATIVELY IDENTIFIED COMPOUNDS

Lab Name: TestAmerica Canton Job No.: 240-96812-1

SDG No.:

Client Sample ID: MSA-SW43A-3_18 Lab Sample ID: 240-96812-11

Matrix: Water Lab File ID: U1264530a.D

Analysis Method: 8260C Date Collected: 06/07/2018 10:35

Sample wt/vol: 5(mL) Date Analyzed: 06/17/2018 18:14

Soil Aliquot Vol: Dilution Factor: 1

Soil Extract Vol.: GC Column: DB-624 ID: 0.18(mm)

% Moisture: Level: (low/med) Low

Analysis Batch No.: 332009 Units: ug/L

CAS NO.	COMPOUND NAME	RT	RESULT	Q	MATCH QUALITY
75-45-6	Chlorodifluoromethane TIC		1.0	U	

FORM I
GC/MS VOA ORGANICS ANALYSIS DATA SHEET

Lab Name: TestAmerica Canton | Job No.: 240-96812-1

SDG No.:

Client Sample ID: MSA-SW43B-3_18 | Lab Sample ID: 240-96812-12

Matrix: Water | Lab File ID: U1264531.D

Analysis Method: 8260C | Date Collected: 06/07/2018 10:38

Sample wt/vol: 5(mL) | Date Analyzed: 06/17/2018 18:36

Soil Aliquot Vol: | Dilution Factor: 1

Soil Extract Vol.: | GC Column: DB-624 ID: 0.18(mm)

% Moisture: | Level: (low/med) Low

Analysis Batch No.: 332009 | Units: ug/L

CAS NO.	COMPOUND NAME	RESULT	Q	RL	MDL
630-20-6	1,1,1,2-Tetrachloroethane	1.0	U	1.0	0.14
71-55-6	1,1,1-Trichloroethane	1.0	U	1.0	0.24
79-34-5	1,1,2,2-Tetrachloroethane	1.0	U	1.0	0.13
76-13-1	1,1,2-Trichloro-1,2,2-trichfluoroethane	1.0	U	1.0	0.41
75-34-3	1,1-Dichloroethane	1.0	U	1.0	0.17
75-35-4	1,1-Dichloroethene	1.0	U	1.0	0.19
563-58-6	1,1-Dichloropropene	1.0	U	1.0	0.14
87-61-6	1,2,3-Trichlorobenzene	1.0	U	1.0	0.54
96-18-4	1,2,3-Trichloropropane	1.0	U	1.0	0.24
526-73-8	1,2,3-Trimethylbenzene	5.0	U	5.0	0.14
120-82-1	1,2,4-Trichlorobenzene	1.0	U	1.0	0.26
95-63-6	1,2,4-Trimethylbenzene	1.0	U	1.0	0.070
96-12-8	1,2-Dibromo-3-Chloropropane	5.0	U	5.0	0.91
95-50-1	1,2-Dichlorobenzene	1.0	U	1.0	0.15
107-06-2	1,2-Dichloroethane	1.0	U	1.0	0.21
78-87-5	1,2-Dichloropropane	1.0	U	1.0	0.15
541-73-1	1,3-Dichlorobenzene	1.0	U	1.0	0.15
142-28-9	1,3-Dichloropropane	1.0	U	1.0	0.21
106-46-7	1,4-Dichlorobenzene	1.0	U	1.0	0.16
594-20-7	2,2-Dichloropropane	1.0	U	1.0	0.31
110-75-8	2-Chloroethyl vinyl ether	10	U	10	0.26
95-49-8	2-Chlorotoluene	1.0	U	1.0	0.15
591-78-6	2-Hexanone	5.0	U	5.0	0.54
108-86-1	Bromobenzene	1.0	U	1.0	0.12
74-97-5	Bromochloromethane	1.0	U	1.0	0.14
106-43-4	4-Chlorotoluene	1.0	U	1.0	0.090
99-87-6	p-Isopropyltoluene	1.0	U	1.0	0.13
67-64-1	Acetone	5.0	U	5.0	5.4
71-43-2	Benzene	1.0	U	1.0	0.13
75-25-2	Bromoform	1.0	U	1.0	0.76
74-83-9	Bromomethane	1.0	U	1.0	0.42
75-15-0	Carbon disulfide	1.0	U	1.0	0.28
56-23-5	Carbon tetrachloride	1.0	U	1.0	0.26
108-90-7	Chlorobenzene	1.0	U	1.0	0.14
75-00-3	Chloroethane	1.0	U	1.0	0.83

FORM I
GC/MS VOA ORGANICS ANALYSIS DATA SHEET

Lab Name: TestAmerica Canton | Job No.: 240-96812-1

SDG No.:

Client Sample ID: MSA-SW43B-3_18 | Lab Sample ID: 240-96812-12

Matrix: Water | Lab File ID: U1264531.D

Analysis Method: 8260C | Date Collected: 06/07/2018 10:38

Sample wt/vol: 5(mL) | Date Analyzed: 06/17/2018 18:36

Soil Aliquot Vol: | Dilution Factor: 1

Soil Extract Vol.: | GC Column: DB-624 ID: 0.18(mm)

% Moisture: | Level: (low/med) Low

Analysis Batch No.: 332009 | Units: ug/L

CAS NO.	COMPOUND NAME	RESULT	Q	RL	MDL
67-66-3	Chloroform	1.0	U	1.0	0.13
74-87-3	Chloromethane	1.0	U	1.0	0.20
156-59-2	cis-1,2-Dichloroethene	1.0	U	1.0	0.16
10061-01-5	cis-1,3-Dichloropropene	1.0	U	1.0	0.61
87-68-3	Hexachlorobutadiene	1.0	U	1.0	0.83
74-95-3	Dibromomethane	1.0	U *	1.0	0.090
75-27-4	Bromodichloromethane	1.0	U	1.0	0.17
75-71-8	Dichlorodifluoromethane	1.0	U	1.0	0.35
100-41-4	Ethylbenzene	1.0	U	1.0	0.11
106-93-4	1,2-Dibromoethane	1.0	U	1.0	0.12
108-20-3	Diisopropyl ether	5.0	U	5.0	0.17
91-20-3	Naphthalene	1.0	U	1.0	0.32
179601-23-1	m-Xylene & p-Xylene	2.0	U	2.0	0.080
104-51-8	n-Butylbenzene	1.0	U	1.0	0.14
98-82-8	Isopropylbenzene	1.0	U	1.0	0.090
103-65-1	n-Propylbenzene	1.0	U	1.0	0.15
78-93-3	2-Butanone	5.0	U	5.0	1.2
108-10-1	4-Methyl-2-pentanone	5.0	U	5.0	0.42
135-98-8	sec-Butylbenzene	1.0	U	1.0	0.13
1634-04-4	Methyl tert-butyl ether	1.0	U	1.0	0.070
994-05-8	Tert-amyl-methyl ether (TAME)	5.0	U	5.0	0.11
75-09-2	Methylene Chloride	5.0	U	5.0	2.6
95-47-6	o-Xylene	1.0	U	1.0	0.090
100-42-5	Styrene	1.0	U	1.0	0.10
637-92-3	Ethyl-t-butyl ether (ETBE)	5.0	U	5.0	0.15
98-06-6	tert-Butylbenzene	1.0	U	1.0	0.14
127-18-4	Tetrachloroethene	1.0	U	1.0	0.15
108-88-3	Toluene	1.0	U	1.0	0.14
156-60-5	trans-1,2-Dichloroethene	1.0	U	1.0	0.19
10061-02-6	trans-1,3-Dichloropropene	1.0	U	1.0	0.67
79-01-6	Trichloroethene	1.0	U	1.0	0.10
75-69-4	Trichlorofluoromethane	1.0	U	1.0	0.45
108-05-4	Vinyl acetate	2.0	U	2.0	0.19
75-01-4	Vinyl chloride	0.50	U	0.50	0.20
75-65-0	tert-Butyl alcohol	20	U	20	1.7
1330-20-7	Xylenes, Total	2.0	U	2.0	0.15

FORM I
GC/MS VOA ORGANICS ANALYSIS DATA SHEET

Lab Name: TestAmerica Canton | Job No.: 240-96812-1

SDG No.:

Client Sample ID: MSA-SW43B-3_18 | Lab Sample ID: 240-96812-12

Matrix: Water | Lab File ID: U1264531.D

Analysis Method: 8260C | Date Collected: 06/07/2018 10:38

Sample wt/vol: 5(mL) | Date Analyzed: 06/17/2018 18:36

Soil Aliquot Vol: | Dilution Factor: 1

Soil Extract Vol.: | GC Column: DB-624 ID: 0.18(mm)

% Moisture: | Level: (low/med) Low

Analysis Batch No.: 332009 | Units: ug/L

CAS NO.	COMPOUND NAME	RESULT	Q	RL	MDL
124-48-1	Dibromochloromethane	1.0	U	1.0	0.39

CAS NO.	SURROGATE	%REC	Q	LIMITS
17060-07-0	1,2-Dichloroethane-d4 (Surr)	111		61-138
460-00-4	4-Bromofluorobenzene (Surr)	97		69-120
2037-26-5	Toluene-d8 (Surr)	114		73-120
1868-53-7	Dibromofluoromethane (Surr)	98		69-124

FORM I
GC/MS VOA ORGANICS ANALYSIS DATA SHEET
TENTATIVELY IDENTIFIED COMPOUNDS

Lab Name: TestAmerica Canton Job No.: 240-96812-1

SDG No.:

Client Sample ID: MSA-SW43B-3_18 Lab Sample ID: 240-96812-12

Matrix: Water Lab File ID: U1264531.D

Analysis Method: 8260C Date Collected: 06/07/2018 10:38

Sample wt/vol: 5(mL) Date Analyzed: 06/17/2018 18:36

Soil Aliquot Vol: Dilution Factor: 1

Soil Extract Vol.: GC Column: DB-624 ID: 0.18(mm)

% Moisture: Level: (low/med) Low

Analysis Batch No.: 332009 Units: ug/L

Number TICs Found: 0 TIC Result Total: 0

CAS NO.	COMPOUND NAME	RT	RESULT	Q	MATCH QUALITY
	Tentatively Identified Compound		None		

FORM I-TIC 8260C

FORM I
GC/MS VOA ORGANICS ANALYSIS DATA SHEET
TARGETED TENATIVELY IDENTIFIED COMPOUNDS

Lab Name: TestAmerica Canton Job No.: 240-96812-1

SDG No.:

Client Sample ID: MSA-SW43B-3_18 Lab Sample ID: 240-96812-12

Matrix: Water Lab File ID: U1264531.D

Analysis Method: 8260C Date Collected: 06/07/2018 10:38

Sample wt/vol: 5(mL) Date Analyzed: 06/17/2018 18:36

Soil Aliquot Vol: Dilution Factor: 1

Soil Extract Vol.: GC Column: DB-624 ID: 0.18(mm)

% Moisture: Level: (low/med) Low

Analysis Batch No.: 332009 Units: ug/L

CAS NO.	COMPOUND NAME	RT	RESULT	Q	MATCH QUALITY
75-45-6	Chlorodifluoromethane TIC		1.0	U	

FORM I-TIC 8260C

FORM I
GC/MS VOA ORGANICS ANALYSIS DATA SHEET

Lab Name: TestAmerica Canton | Job No.: 240-96812-1

SDG No.:

Client Sample ID: MSA-SW37D-3_18 | Lab Sample ID: 240-96812-13

Matrix: Water | Lab File ID: U1264532.D

Analysis Method: 8260C | Date Collected: 06/07/2018 12:19

Sample wt/vol: 5(mL) | Date Analyzed: 06/17/2018 19:00

Soil Aliquot Vol: | Dilution Factor: 1

Soil Extract Vol.: | GC Column: DB-624 ID: 0.18(mm)

% Moisture: | Level: (low/med) Low

Analysis Batch No.: 332009 | Units: ug/L

CAS NO.	COMPOUND NAME	RESULT	Q	RL	MDL
630-20-6	1,1,1,2-Tetrachloroethane	1.0	U	1.0	0.14
71-55-6	1,1,1-Trichloroethane	1.0	U	1.0	0.24
79-34-5	1,1,2,2-Tetrachloroethane	1.0	U	1.0	0.13
76-13-1	1,1,2-Trichloro-1,2,2-trichfluoroethane	1.0	U	1.0	0.41
75-34-3	1,1-Dichloroethane	1.0	U	1.0	0.17
75-35-4	1,1-Dichloroethene	1.0	U	1.0	0.19
563-58-6	1,1-Dichloropropene	1.0	U	1.0	0.14
87-61-6	1,2,3-Trichlorobenzene	1.0	U	1.0	0.54
96-18-4	1,2,3-Trichloropropane	1.0	U	1.0	0.24
526-73-8	1,2,3-Trimethylbenzene	5.0	U	5.0	0.14
120-82-1	1,2,4-Trichlorobenzene	1.0	U	1.0	0.26
95-63-6	1,2,4-Trimethylbenzene	1.0	U	1.0	0.070
96-12-8	1,2-Dibromo-3-Chloropropane	5.0	U	5.0	0.91
95-50-1	1,2-Dichlorobenzene	1.0	U	1.0	0.15
107-06-2	1,2-Dichloroethane	1.0	U	1.0	0.21
78-87-5	1,2-Dichloropropane	1.0	U	1.0	0.15
541-73-1	1,3-Dichlorobenzene	1.0	U	1.0	0.15
142-28-9	1,3-Dichloropropane	1.0	U	1.0	0.21
106-46-7	1,4-Dichlorobenzene	1.0	U	1.0	0.16
594-20-7	2,2-Dichloropropane	1.0	U	1.0	0.31
110-75-8	2-Chloroethyl vinyl ether	10	U	10	0.26
95-49-8	2-Chlorotoluene	1.0	U	1.0	0.15
591-78-6	2-Hexanone	5.0	U	5.0	0.54
108-86-1	Bromobenzene	1.0	U	1.0	0.12
74-97-5	Bromochloromethane	1.0	U	1.0	0.14
106-43-4	4-Chlorotoluene	1.0	U	1.0	0.090
99-87-6	p-Isopropyltoluene	1.0	U	1.0	0.13
67-64-1	Acetone	5.0	U	5.0	5.4
71-43-2	Benzene	1.0	U	1.0	0.13
75-25-2	Bromoform	1.0	U	1.0	0.76
74-83-9	Bromomethane	1.0	U	1.0	0.42
75-15-0	Carbon disulfide	1.0	U	1.0	0.28
56-23-5	Carbon tetrachloride	1.0	U	1.0	0.26
108-90-7	Chlorobenzene	1.0	U	1.0	0.14
75-00-3	Chloroethane	1.0	U	1.0	0.83

FORM I
GC/MS VOA ORGANICS ANALYSIS DATA SHEET

Lab Name: TestAmerica Canton | Job No.: 240-96812-1

SDG No.:

Client Sample ID: MSA-SW37D-3_18 | Lab Sample ID: 240-96812-13

Matrix: Water | Lab File ID: U1264532.D

Analysis Method: 8260C | Date Collected: 06/07/2018 12:19

Sample wt/vol: 5(mL) | Date Analyzed: 06/17/2018 19:00

Soil Aliquot Vol: | Dilution Factor: 1

Soil Extract Vol.: | GC Column: DB-624 ID: 0.18(mm)

% Moisture: | Level: (low/med) Low

Analysis Batch No.: 332009 | Units: ug/L

CAS NO.	COMPOUND NAME	RESULT	Q	RL	MDL
67-66-3	Chloroform	1.0	U	1.0	0.13
74-87-3	Chloromethane	1.0	U	1.0	0.20
156-59-2	cis-1,2-Dichloroethene	1.0	U	1.0	0.16
10061-01-5	cis-1,3-Dichloropropene	1.0	U	1.0	0.61
87-68-3	Hexachlorobutadiene	1.0	U	1.0	0.83
74-95-3	Dibromomethane	1.0	U *	1.0	0.090
75-27-4	Bromodichloromethane	1.0	U	1.0	0.17
75-71-8	Dichlorodifluoromethane	1.0	U	1.0	0.35
100-41-4	Ethylbenzene	1.0	U	1.0	0.11
106-93-4	1,2-Dibromoethane	1.0	U	1.0	0.12
108-20-3	Diisopropyl ether	5.0	U	5.0	0.17
91-20-3	Naphthalene	1.0	U	1.0	0.32
179601-23-1	m-Xylene & p-Xylene	2.0	U	2.0	0.080
104-51-8	n-Butylbenzene	1.0	U	1.0	0.14
98-82-8	Isopropylbenzene	1.0	U	1.0	0.090
103-65-1	n-Propylbenzene	1.0	U	1.0	0.15
78-93-3	2-Butanone	5.0	U	5.0	1.2
108-10-1	4-Methyl-2-pentanone	5.0	U	5.0	0.42
135-98-8	sec-Butylbenzene	1.0	U	1.0	0.13
1634-04-4	Methyl tert-butyl ether	1.0	U	1.0	0.070
994-05-8	Tert-amyl-methyl ether (TAME)	5.0	U	5.0	0.11
75-09-2	Methylene Chloride	5.0	U	5.0	2.6
95-47-6	o-Xylene	1.0	U	1.0	0.090
100-42-5	Styrene	1.0	U	1.0	0.10
637-92-3	Ethyl-t-butyl ether (ETBE)	5.0	U	5.0	0.15
98-06-6	tert-Butylbenzene	1.0	U	1.0	0.14
127-18-4	Tetrachloroethene	1.0	U	1.0	0.15
108-88-3	Toluene	1.0	U	1.0	0.14
156-60-5	trans-1,2-Dichloroethene	1.0	U	1.0	0.19
10061-02-6	trans-1,3-Dichloropropene	1.0	U	1.0	0.67
79-01-6	Trichloroethene	1.0	U	1.0	0.10
75-69-4	Trichlorofluoromethane	1.0	U	1.0	0.45
108-05-4	Vinyl acetate	2.0	U	2.0	0.19
75-01-4	Vinyl chloride	0.50	U	0.50	0.20
75-65-0	tert-Butyl alcohol	20	U	20	1.7
1330-20-7	Xylenes, Total	2.0	U	2.0	0.15

FORM I
GC/MS VOA ORGANICS ANALYSIS DATA SHEET

Lab Name: TestAmerica Canton | Job No.: 240-96812-1

SDG No.:

Client Sample ID: MSA-SW37D-3_18 | Lab Sample ID: 240-96812-13

Matrix: Water | Lab File ID: U1264532.D

Analysis Method: 8260C | Date Collected: 06/07/2018 12:19

Sample wt/vol: 5(mL) | Date Analyzed: 06/17/2018 19:00

Soil Aliquot Vol: | Dilution Factor: 1

Soil Extract Vol.: | GC Column: DB-624 ID: 0.18(mm)

% Moisture: | Level: (low/med) Low

Analysis Batch No.: 332009 | Units: ug/L

CAS NO.	COMPOUND NAME	RESULT	Q	RL	MDL
124-48-1	Dibromochloromethane	1.0	U	1.0	0.39

CAS NO.	SURROGATE	%REC	Q	LIMITS
17060-07-0	1,2-Dichloroethane-d4 (Surr)	130		61-138
460-00-4	4-Bromofluorobenzene (Surr)	117		69-120
2037-26-5	Toluene-d8 (Surr)	133	X	73-120
1868-53-7	Dibromofluoromethane (Surr)	114		69-124

FORM I
GC/MS VOA ORGANICS ANALYSIS DATA SHEET
TENTATIVELY IDENTIFIED COMPOUNDS

Lab Name: TestAmerica Canton Job No.: 240-96812-1

SDG No.:

Client Sample ID: MSA-SW37D-3_18 Lab Sample ID: 240-96812-13

Matrix: Water Lab File ID: U1264532.D

Analysis Method: 8260C Date Collected: 06/07/2018 12:19

Sample wt/vol: 5(mL) Date Analyzed: 06/17/2018 19:00

Soil Aliquot Vol: Dilution Factor: 1

Soil Extract Vol.: GC Column: DB-624 ID: 0.18(mm)

% Moisture: Level: (low/med) Low

Analysis Batch No.: 332009 Units: ug/L

Number TICs Found: 0 TIC Result Total: 0

CAS NO.	COMPOUND NAME	RT	RESULT	Q	MATCH QUALITY
	Tentatively Identified Compound		None		

FORM I-TIC 8260C

FORM I
GC/MS VOA ORGANICS ANALYSIS DATA SHEET
TARGETED TENATIVELY IDENTIFIED COMPOUNDS

Lab Name: TestAmerica Canton Job No.: 240-96812-1

SDG No.:

Client Sample ID: MSA-SW37D-3_18 Lab Sample ID: 240-96812-13

Matrix: Water Lab File ID: U1264532.D

Analysis Method: 8260C Date Collected: 06/07/2018 12:19

Sample wt/vol: 5(mL) Date Analyzed: 06/17/2018 19:00

Soil Aliquot Vol: Dilution Factor: 1

Soil Extract Vol.: GC Column: DB-624 ID: 0.18(mm)

% Moisture: Level: (low/med) Low

Analysis Batch No.: 332009 Units: ug/L

CAS NO.	COMPOUND NAME	RT	RESULT	Q	MATCH QUALITY
75-45-6	Chlorodifluoromethane TIC		1.0	U	

FORM I
GC/MS VOA ORGANICS ANALYSIS DATA SHEET

Lab Name: TestAmerica Canton | Job No.: 240-96812-1
SDG No.:
Client Sample ID: MSA-SW37C-3_18 | Lab Sample ID: 240-96812-14
Matrix: Water | Lab File ID: U1264533.D
Analysis Method: 8260C | Date Collected: 06/07/2018 12:15
Sample wt/vol: 5(mL) | Date Analyzed: 06/17/2018 19:23
Soil Aliquot Vol: | Dilution Factor: 1
Soil Extract Vol.: | GC Column: DB-624 ID: 0.18(mm)
% Moisture: | Level: (low/med) Low
Analysis Batch No.: 332009 | Units: ug/L

CAS NO.	COMPOUND NAME	RESULT	Q	RL	MDL
630-20-6	1,1,1,2-Tetrachloroethane	1.0	U	1.0	0.14
71-55-6	1,1,1-Trichloroethane	1.0	U	1.0	0.24
79-34-5	1,1,2,2-Tetrachloroethane	1.0	U	1.0	0.13
76-13-1	1,1,2-Trichloro-1,2,2-trichfluoroethane	1.0	U	1.0	0.41
75-34-3	1,1-Dichloroethane	1.0	U	1.0	0.17
75-35-4	1,1-Dichloroethene	1.0	U	1.0	0.19
563-58-6	1,1-Dichloropropene	1.0	U	1.0	0.14
87-61-6	1,2,3-Trichlorobenzene	1.0	U	1.0	0.54
96-18-4	1,2,3-Trichloropropane	1.0	U	1.0	0.24
526-73-8	1,2,3-Trimethylbenzene	5.0	U	5.0	0.14
120-82-1	1,2,4-Trichlorobenzene	1.0	U	1.0	0.26
95-63-6	1,2,4-Trimethylbenzene	1.0	U	1.0	0.070
96-12-8	1,2-Dibromo-3-Chloropropane	5.0	U	5.0	0.91
95-50-1	1,2-Dichlorobenzene	1.0	U	1.0	0.15
107-06-2	1,2-Dichloroethane	1.0	U	1.0	0.21
78-87-5	1,2-Dichloropropane	1.0	U	1.0	0.15
541-73-1	1,3-Dichlorobenzene	1.0	U	1.0	0.15
142-28-9	1,3-Dichloropropane	1.0	U	1.0	0.21
106-46-7	1,4-Dichlorobenzene	1.0	U	1.0	0.16
594-20-7	2,2-Dichloropropane	1.0	U	1.0	0.31
110-75-8	2-Chloroethyl vinyl ether	10	U	10	0.26
95-49-8	2-Chlorotoluene	1.0	U	1.0	0.15
591-78-6	2-Hexanone	5.0	U	5.0	0.54
108-86-1	Bromobenzene	1.0	U	1.0	0.12
74-97-5	Bromochloromethane	1.0	U	1.0	0.14
106-43-4	4-Chlorotoluene	1.0	U	1.0	0.090
99-87-6	p-Isopropyltoluene	1.0	U	1.0	0.13
67-64-1	Acetone	5.0	U	5.0	5.4
71-43-2	Benzene	1.0	U	1.0	0.13
75-25-2	Bromoform	1.0	U	1.0	0.76
74-83-9	Bromomethane	1.0	U	1.0	0.42
75-15-0	Carbon disulfide	1.0	U	1.0	0.28
56-23-5	Carbon tetrachloride	1.0	U	1.0	0.26
108-90-7	Chlorobenzene	1.0	U	1.0	0.14
75-00-3	Chloroethane	1.0	U	1.0	0.83

FORM I
GC/MS VOA ORGANICS ANALYSIS DATA SHEET

Lab Name: TestAmerica Canton | Job No.: 240-96812-1

SDG No.:

Client Sample ID: MSA-SW37C-3_18 | Lab Sample ID: 240-96812-14

Matrix: Water | Lab File ID: U1264533.D

Analysis Method: 8260C | Date Collected: 06/07/2018 12:15

Sample wt/vol: 5(mL) | Date Analyzed: 06/17/2018 19:23

Soil Aliquot Vol: | Dilution Factor: 1

Soil Extract Vol.: | GC Column: DB-624 ID: 0.18(mm)

% Moisture: | Level: (low/med) Low

Analysis Batch No.: 332009 | Units: ug/L

CAS NO.	COMPOUND NAME	RESULT	Q	RL	MDL
67-66-3	Chloroform	1.0	U	1.0	0.13
74-87-3	Chloromethane	1.0	U	1.0	0.20
156-59-2	cis-1,2-Dichloroethene	0.26	J	1.0	0.16
10061-01-5	cis-1,3-Dichloropropene	1.0	U	1.0	0.61
87-68-3	Hexachlorobutadiene	1.0	U	1.0	0.83
74-95-3	Dibromomethane	1.0	U *	1.0	0.090
75-27-4	Bromodichloromethane	1.0	U	1.0	0.17
75-71-8	Dichlorodifluoromethane	1.0	U	1.0	0.35
100-41-4	Ethylbenzene	1.0	U	1.0	0.11
106-93-4	1,2-Dibromoethane	1.0	U	1.0	0.12
108-20-3	Diisopropyl ether	5.0	U	5.0	0.17
91-20-3	Naphthalene	1.0	U	1.0	0.32
179601-23-1	m-Xylene & p-Xylene	2.0	U	2.0	0.080
104-51-8	n-Butylbenzene	1.0	U	1.0	0.14
98-82-8	Isopropylbenzene	1.0	U	1.0	0.090
103-65-1	n-Propylbenzene	1.0	U	1.0	0.15
78-93-3	2-Butanone	5.0	U	5.0	1.2
108-10-1	4-Methyl-2-pentanone	5.0	U	5.0	0.42
135-98-8	sec-Butylbenzene	1.0	U	1.0	0.13
1634-04-4	Methyl tert-butyl ether	1.0	U	1.0	0.070
994-05-8	Tert-amyl-methyl ether (TAME)	5.0	U	5.0	0.11
75-09-2	Methylene Chloride	5.0	U	5.0	2.6
95-47-6	o-Xylene	1.0	U	1.0	0.090
100-42-5	Styrene	1.0	U	1.0	0.10
637-92-3	Ethyl-t-butyl ether (ETBE)	5.0	U	5.0	0.15
98-06-6	tert-Butylbenzene	1.0	U	1.0	0.14
127-18-4	Tetrachloroethene	1.0	U	1.0	0.15
108-88-3	Toluene	1.0	U	1.0	0.14
156-60-5	trans-1,2-Dichloroethene	1.0	U	1.0	0.19
10061-02-6	trans-1,3-Dichloropropene	1.0	U	1.0	0.67
79-01-6	Trichloroethene	1.0	U	1.0	0.10
75-69-4	Trichlorofluoromethane	1.0	U	1.0	0.45
108-05-4	Vinyl acetate	2.0	U	2.0	0.19
75-01-4	Vinyl chloride	0.31	J	0.50	0.20
75-65-0	tert-Butyl alcohol	20	U	20	1.7
1330-20-7	Xylenes, Total	2.0	U	2.0	0.15

FORM I
GC/MS VOA ORGANICS ANALYSIS DATA SHEET

Lab Name: TestAmerica Canton | Job No.: 240-96812-1

SDG No.:

Client Sample ID: MSA-SW37C-3_18 | Lab Sample ID: 240-96812-14

Matrix: Water | Lab File ID: U1264533.D

Analysis Method: 8260C | Date Collected: 06/07/2018 12:15

Sample wt/vol: 5(mL) | Date Analyzed: 06/17/2018 19:23

Soil Aliquot Vol: | Dilution Factor: 1

Soil Extract Vol.: | GC Column: DB-624 ID: 0.18(mm)

% Moisture: | Level: (low/med) Low

Analysis Batch No.: 332009 | Units: ug/L

CAS NO.	COMPOUND NAME	RESULT	Q	RL	MDL
124-48-1	Dibromochloromethane	1.0	U	1.0	0.39

CAS NO.	SURROGATE	%REC	Q	LIMITS
17060-07-0	1,2-Dichloroethane-d4 (Surr)	125		61-138
460-00-4	4-Bromofluorobenzene (Surr)	110		69-120
2037-26-5	Toluene-d8 (Surr)	125	X	73-120
1868-53-7	Dibromofluoromethane (Surr)	112		69-124

FORM I
GC/MS VOA ORGANICS ANALYSIS DATA SHEET
TENTATIVELY IDENTIFIED COMPOUNDS

Lab Name: TestAmerica Canton Job No.: 240-96812-1

SDG No.:

Client Sample ID: MSA-SW37C-3_18 Lab Sample ID: 240-96812-14

Matrix: Water Lab File ID: U1264533.D

Analysis Method: 8260C Date Collected: 06/07/2018 12:15

Sample wt/vol: 5(mL) Date Analyzed: 06/17/2018 19:23

Soil Aliquot Vol: Dilution Factor: 1

Soil Extract Vol.: GC Column: DB-624 ID: 0.18(mm)

% Moisture: Level: (low/med) Low

Analysis Batch No.: 332009 Units: ug/L

Number TICs Found: 0 TIC Result Total: 0

CAS NO.	COMPOUND NAME	RT	RESULT	Q	MATCH QUALITY
	Tentatively Identified Compound		None		

FORM I-TIC 8260C

FORM I
GC/MS VOA ORGANICS ANALYSIS DATA SHEET
TARGETED TENATIVELY IDENTIFIED COMPOUNDS

Lab Name: TestAmerica Canton Job No.: 240-96812-1

SDG No.:

Client Sample ID: MSA-SW37C-3_18 Lab Sample ID: 240-96812-14

Matrix: Water Lab File ID: U1264533.D

Analysis Method: 8260C Date Collected: 06/07/2018 12:15

Sample wt/vol: 5(mL) Date Analyzed: 06/17/2018 19:23

Soil Aliquot Vol: Dilution Factor: 1

Soil Extract Vol.: GC Column: DB-624 ID: 0.18(mm)

% Moisture: Level: (low/med) Low

Analysis Batch No.: 332009 Units: ug/L

CAS NO.	COMPOUND NAME	RT	RESULT	Q	MATCH QUALITY
75-45-6	Chlorodifluoromethane TIC		1.0	U	

FORM I-TIC 8260C

FORM I
GC/MS VOA ORGANICS ANALYSIS DATA SHEET

Lab Name: TestAmerica Canton | Job No.: 240-96812-1

SDG No.:

Client Sample ID: MSA-SW37B-3_18 | Lab Sample ID: 240-96812-15

Matrix: Water | Lab File ID: U1264534.D

Analysis Method: 8260C | Date Collected: 06/07/2018 12:12

Sample wt/vol: 5(mL) | Date Analyzed: 06/17/2018 19:46

Soil Aliquot Vol: | Dilution Factor: 1

Soil Extract Vol.: | GC Column: DB-624 ID: 0.18(mm)

% Moisture: | Level: (low/med) Low

Analysis Batch No.: 332009 | Units: ug/L

CAS NO.	COMPOUND NAME	RESULT	Q	RL	MDL
630-20-6	1,1,1,2-Tetrachloroethane	1.0	U	1.0	0.14
71-55-6	1,1,1-Trichloroethane	1.0	U	1.0	0.24
79-34-5	1,1,2,2-Tetrachloroethane	1.0	U	1.0	0.13
76-13-1	1,1,2-Trichloro-1,2,2-trichfluoroethane	1.0	U	1.0	0.41
75-34-3	1,1-Dichloroethane	1.0	U	1.0	0.17
75-35-4	1,1-Dichloroethene	1.0	U	1.0	0.19
563-58-6	1,1-Dichloropropene	1.0	U	1.0	0.14
87-61-6	1,2,3-Trichlorobenzene	1.0	U	1.0	0.54
96-18-4	1,2,3-Trichloropropane	1.0	U	1.0	0.24
526-73-8	1,2,3-Trimethylbenzene	5.0	U	5.0	0.14
120-82-1	1,2,4-Trichlorobenzene	1.0	U	1.0	0.26
95-63-6	1,2,4-Trimethylbenzene	1.0	U	1.0	0.070
96-12-8	1,2-Dibromo-3-Chloropropane	5.0	U	5.0	0.91
95-50-1	1,2-Dichlorobenzene	1.0	U	1.0	0.15
107-06-2	1,2-Dichloroethane	1.0	U	1.0	0.21
78-87-5	1,2-Dichloropropane	1.0	U	1.0	0.15
541-73-1	1,3-Dichlorobenzene	1.0	U	1.0	0.15
142-28-9	1,3-Dichloropropane	1.0	U	1.0	0.21
106-46-7	1,4-Dichlorobenzene	1.0	U	1.0	0.16
594-20-7	2,2-Dichloropropane	1.0	U	1.0	0.31
110-75-8	2-Chloroethyl vinyl ether	10	U	10	0.26
95-49-8	2-Chlorotoluene	1.0	U	1.0	0.15
591-78-6	2-Hexanone	5.0	U	5.0	0.54
108-86-1	Bromobenzene	1.0	U	1.0	0.12
74-97-5	Bromochloromethane	1.0	U	1.0	0.14
106-43-4	4-Chlorotoluene	1.0	U	1.0	0.090
99-87-6	p-Isopropyltoluene	1.0	U	1.0	0.13
67-64-1	Acetone	5.0	U	5.0	5.4
71-43-2	Benzene	1.0	U	1.0	0.13
75-25-2	Bromoform	1.0	U	1.0	0.76
74-83-9	Bromomethane	1.0	U	1.0	0.42
75-15-0	Carbon disulfide	1.0	U	1.0	0.28
56-23-5	Carbon tetrachloride	1.0	U	1.0	0.26
108-90-7	Chlorobenzene	1.0	U	1.0	0.14
75-00-3	Chloroethane	1.0	U	1.0	0.83

FORM I
GC/MS VOA ORGANICS ANALYSIS DATA SHEET

Lab Name: TestAmerica Canton | Job No.: 240-96812-1

SDG No.:

Client Sample ID: MSA-SW37B-3_18 | Lab Sample ID: 240-96812-15

Matrix: Water | Lab File ID: U1264534.D

Analysis Method: 8260C | Date Collected: 06/07/2018 12:12

Sample wt/vol: 5(mL) | Date Analyzed: 06/17/2018 19:46

Soil Aliquot Vol: | Dilution Factor: 1

Soil Extract Vol.: | GC Column: DB-624 ID: 0.18(mm)

% Moisture: | Level: (low/med) Low

Analysis Batch No.: 332009 | Units: ug/L

CAS NO.	COMPOUND NAME	RESULT	Q	RL	MDL
67-66-3	Chloroform	1.0	U	1.0	0.13
74-87-3	Chloromethane	1.0	U	1.0	0.20
156-59-2	cis-1,2-Dichloroethene	0.23	J	1.0	0.16
10061-01-5	cis-1,3-Dichloropropene	1.0	U	1.0	0.61
87-68-3	Hexachlorobutadiene	1.0	U	1.0	0.83
74-95-3	Dibromomethane	1.0	U *	1.0	0.090
75-27-4	Bromodichloromethane	1.0	U	1.0	0.17
75-71-8	Dichlorodifluoromethane	1.0	U	1.0	0.35
100-41-4	Ethylbenzene	1.0	U	1.0	0.11
106-93-4	1,2-Dibromoethane	1.0	U	1.0	0.12
108-20-3	Diisopropyl ether	5.0	U	5.0	0.17
91-20-3	Naphthalene	1.0	U	1.0	0.32
179601-23-1	m-Xylene & p-Xylene	2.0	U	2.0	0.080
104-51-8	n-Butylbenzene	1.0	U	1.0	0.14
98-82-8	Isopropylbenzene	1.0	U	1.0	0.090
103-65-1	n-Propylbenzene	1.0	U	1.0	0.15
78-93-3	2-Butanone	2.1	J	5.0	1.2
108-10-1	4-Methyl-2-pentanone	5.0	U	5.0	0.42
135-98-8	sec-Butylbenzene	1.0	U	1.0	0.13
1634-04-4	Methyl tert-butyl ether	1.0	U	1.0	0.070
994-05-8	Tert-amyl-methyl ether (TAME)	5.0	U	5.0	0.11
75-09-2	Methylene Chloride	5.0	U	5.0	2.6
95-47-6	o-Xylene	1.0	U	1.0	0.090
100-42-5	Styrene	1.0	U	1.0	0.10
637-92-3	Ethyl-t-butyl ether (ETBE)	5.0	U	5.0	0.15
98-06-6	tert-Butylbenzene	1.0	U	1.0	0.14
127-18-4	Tetrachloroethene	1.0	U	1.0	0.15
108-88-3	Toluene	1.0	U	1.0	0.14
156-60-5	trans-1,2-Dichloroethene	1.0	U	1.0	0.19
10061-02-6	trans-1,3-Dichloropropene	1.0	U	1.0	0.67
79-01-6	Trichloroethene	1.0	U	1.0	0.10
75-69-4	Trichlorofluoromethane	1.0	U	1.0	0.45
108-05-4	Vinyl acetate	2.0	U	2.0	0.19
75-01-4	Vinyl chloride	0.50	U	0.50	0.20
75-65-0	tert-Butyl alcohol	20	U	20	1.7
1330-20-7	Xylenes, Total	2.0	U	2.0	0.15

FORM I
GC/MS VOA ORGANICS ANALYSIS DATA SHEET

Lab Name: TestAmerica Canton | Job No.: 240-96812-1

SDG No.:

Client Sample ID: MSA-SW37B-3_18 | Lab Sample ID: 240-96812-15

Matrix: Water | Lab File ID: U1264534.D

Analysis Method: 8260C | Date Collected: 06/07/2018 12:12

Sample wt/vol: 5(mL) | Date Analyzed: 06/17/2018 19:46

Soil Aliquot Vol: | Dilution Factor: 1

Soil Extract Vol.: | GC Column: DB-624 ID: 0.18(mm)

% Moisture: | Level: (low/med) Low

Analysis Batch No.: 332009 | Units: ug/L

CAS NO.	COMPOUND NAME	RESULT	Q	RL	MDL
124-48-1	Dibromochloromethane	1.0	U	1.0	0.39

CAS NO.	SURROGATE	%REC	Q	LIMITS
17060-07-0	1,2-Dichloroethane-d4 (Surr)	121		61-138
460-00-4	4-Bromofluorobenzene (Surr)	107		69-120
2037-26-5	Toluene-d8 (Surr)	122	X	73-120
1868-53-7	Dibromofluoromethane (Surr)	107		69-124

FORM I
GC/MS VOA ORGANICS ANALYSIS DATA SHEET
TENTATIVELY IDENTIFIED COMPOUNDS

Lab Name: TestAmerica Canton Job No.: 240-96812-1

SDG No.:

Client Sample ID: MSA-SW37B-3_18 Lab Sample ID: 240-96812-15

Matrix: Water Lab File ID: U1264534.D

Analysis Method: 8260C Date Collected: 06/07/2018 12:12

Sample wt/vol: 5(mL) Date Analyzed: 06/17/2018 19:46

Soil Aliquot Vol: Dilution Factor: 1

Soil Extract Vol.: GC Column: DB-624 ID: 0.18(mm)

% Moisture: Level: (low/med) Low

Analysis Batch No.: 332009 Units: ug/L

Number TICs Found: 0 TIC Result Total: 0

CAS NO.	COMPOUND NAME	RT	RESULT	Q	MATCH QUALITY
	Tentatively Identified Compound		None		

FORM I-TIC 8260C

FORM I
GC/MS VOA ORGANICS ANALYSIS DATA SHEET
TARGETED TENATIVELY IDENTIFIED COMPOUNDS

Lab Name: TestAmerica Canton Job No.: 240-96812-1

SDG No.:

Client Sample ID: MSA-SW37B-3_18 Lab Sample ID: 240-96812-15

Matrix: Water Lab File ID: U1264534.D

Analysis Method: 8260C Date Collected: 06/07/2018 12:12

Sample wt/vol: 5(mL) Date Analyzed: 06/17/2018 19:46

Soil Aliquot Vol: Dilution Factor: 1

Soil Extract Vol.: GC Column: DB-624 ID: 0.18(mm)

% Moisture: Level: (low/med) Low

Analysis Batch No.: 332009 Units: ug/L

CAS NO.	COMPOUND NAME	RT	RESULT	Q	MATCH QUALITY
75-45-6	Chlorodifluoromethane TIC		1.0	U	

FORM I-TIC 8260C

FORM I
GC/MS VOA ORGANICS ANALYSIS DATA SHEET

Lab Name: TestAmerica Canton | Job No.: 240-96812-1

SDG No.:

Client Sample ID: MSA-SW37A-3_18 | Lab Sample ID: 240-96812-16

Matrix: Water | Lab File ID: U1264535.D

Analysis Method: 8260C | Date Collected: 06/07/2018 12:09

Sample wt/vol: 5(mL) | Date Analyzed: 06/17/2018 20:09

Soil Aliquot Vol: | Dilution Factor: 1

Soil Extract Vol.: | GC Column: DB-624 ID: 0.18(mm)

% Moisture: | Level: (low/med) Low

Analysis Batch No.: 332009 | Units: ug/L

CAS NO.	COMPOUND NAME	RESULT	Q	RL	MDL
630-20-6	1,1,1,2-Tetrachloroethane	1.0	U	1.0	0.14
71-55-6	1,1,1-Trichloroethane	1.0	U	1.0	0.24
79-34-5	1,1,2,2-Tetrachloroethane	1.0	U	1.0	0.13
76-13-1	1,1,2-Trichloro-1,2,2-trichfluoroethane	1.0	U	1.0	0.41
75-34-3	1,1-Dichloroethane	1.0	U	1.0	0.17
75-35-4	1,1-Dichloroethene	1.0	U	1.0	0.19
563-58-6	1,1-Dichloropropene	1.0	U	1.0	0.14
87-61-6	1,2,3-Trichlorobenzene	1.0	U	1.0	0.54
96-18-4	1,2,3-Trichloropropane	1.0	U	1.0	0.24
526-73-8	1,2,3-Trimethylbenzene	5.0	U	5.0	0.14
120-82-1	1,2,4-Trichlorobenzene	1.0	U	1.0	0.26
95-63-6	1,2,4-Trimethylbenzene	1.0	U	1.0	0.070
96-12-8	1,2-Dibromo-3-Chloropropane	5.0	U	5.0	0.91
95-50-1	1,2-Dichlorobenzene	1.0	U	1.0	0.15
107-06-2	1,2-Dichloroethane	1.0	U	1.0	0.21
78-87-5	1,2-Dichloropropane	1.0	U	1.0	0.15
541-73-1	1,3-Dichlorobenzene	1.0	U	1.0	0.15
142-28-9	1,3-Dichloropropane	1.0	U	1.0	0.21
106-46-7	1,4-Dichlorobenzene	1.0	U	1.0	0.16
594-20-7	2,2-Dichloropropane	1.0	U	1.0	0.31
110-75-8	2-Chloroethyl vinyl ether	10	U	10	0.26
95-49-8	2-Chlorotoluene	1.0	U	1.0	0.15
591-78-6	2-Hexanone	5.0	U	5.0	0.54
108-86-1	Bromobenzene	1.0	U	1.0	0.12
74-97-5	Bromochloromethane	1.0	U	1.0	0.14
106-43-4	4-Chlorotoluene	1.0	U	1.0	0.090
99-87-6	p-Isopropyltoluene	1.0	U	1.0	0.13
67-64-1	Acetone	5.0	U	5.0	5.4
71-43-2	Benzene	1.0	U	1.0	0.13
75-25-2	Bromoform	1.0	U	1.0	0.76
74-83-9	Bromomethane	1.0	U	1.0	0.42
75-15-0	Carbon disulfide	1.0	U	1.0	0.28
56-23-5	Carbon tetrachloride	1.0	U	1.0	0.26
108-90-7	Chlorobenzene	1.0	U	1.0	0.14
75-00-3	Chloroethane	1.0	U	1.0	0.83

FORM I
GC/MS VOA ORGANICS ANALYSIS DATA SHEET

Lab Name: TestAmerica Canton | Job No.: 240-96812-1

SDG No.:

Client Sample ID: MSA-SW37A-3_18 | Lab Sample ID: 240-96812-16

Matrix: Water | Lab File ID: U1264535.D

Analysis Method: 8260C | Date Collected: 06/07/2018 12:09

Sample wt/vol: 5(mL) | Date Analyzed: 06/17/2018 20:09

Soil Aliquot Vol: | Dilution Factor: 1

Soil Extract Vol.: | GC Column: DB-624 ID: 0.18(mm)

% Moisture: | Level: (low/med) Low

Analysis Batch No.: 332009 | Units: ug/L

CAS NO.	COMPOUND NAME	RESULT	Q	RL	MDL
67-66-3	Chloroform	1.0	U	1.0	0.13
74-87-3	Chloromethane	1.0	U	1.0	0.20
156-59-2	cis-1,2-Dichloroethene	1.0	U	1.0	0.16
10061-01-5	cis-1,3-Dichloropropene	1.0	U	1.0	0.61
87-68-3	Hexachlorobutadiene	1.0	U	1.0	0.83
74-95-3	Dibromomethane	1.0	U *	1.0	0.090
75-27-4	Bromodichloromethane	1.0	U	1.0	0.17
75-71-8	Dichlorodifluoromethane	1.0	U	1.0	0.35
100-41-4	Ethylbenzene	1.0	U	1.0	0.11
106-93-4	1,2-Dibromoethane	1.0	U	1.0	0.12
108-20-3	Diisopropyl ether	5.0	U	5.0	0.17
91-20-3	Naphthalene	1.0	U	1.0	0.32
179601-23-1	m-Xylene & p-Xylene	2.0	U	2.0	0.080
104-51-8	n-Butylbenzene	1.0	U	1.0	0.14
98-82-8	Isopropylbenzene	1.0	U	1.0	0.090
103-65-1	n-Propylbenzene	1.0	U	1.0	0.15
78-93-3	2-Butanone	5.0	U	5.0	1.2
108-10-1	4-Methyl-2-pentanone	5.0	U	5.0	0.42
135-98-8	sec-Butylbenzene	1.0	U	1.0	0.13
1634-04-4	Methyl tert-butyl ether	1.0	U	1.0	0.070
994-05-8	Tert-amyl-methyl ether (TAME)	5.0	U	5.0	0.11
75-09-2	Methylene Chloride	5.0	U	5.0	2.6
95-47-6	o-Xylene	1.0	U	1.0	0.090
100-42-5	Styrene	1.0	U	1.0	0.10
637-92-3	Ethyl-t-butyl ether (ETBE)	5.0	U	5.0	0.15
98-06-6	tert-Butylbenzene	1.0	U	1.0	0.14
127-18-4	Tetrachloroethene	1.0	U	1.0	0.15
108-88-3	Toluene	1.0	U	1.0	0.14
156-60-5	trans-1,2-Dichloroethene	1.0	U	1.0	0.19
10061-02-6	trans-1,3-Dichloropropene	1.0	U	1.0	0.67
79-01-6	Trichloroethene	1.0	U	1.0	0.10
75-69-4	Trichlorofluoromethane	1.0	U	1.0	0.45
108-05-4	Vinyl acetate	2.0	U	2.0	0.19
75-01-4	Vinyl chloride	0.50	U	0.50	0.20
75-65-0	tert-Butyl alcohol	20	U	20	1.7
1330-20-7	Xylenes, Total	2.0	U	2.0	0.15

FORM I
GC/MS VOA ORGANICS ANALYSIS DATA SHEET

Lab Name: TestAmerica Canton | Job No.: 240-96812-1

SDG No.:

Client Sample ID: MSA-SW37A-3_18 | Lab Sample ID: 240-96812-16

Matrix: Water | Lab File ID: U1264535.D

Analysis Method: 8260C | Date Collected: 06/07/2018 12:09

Sample wt/vol: 5(mL) | Date Analyzed: 06/17/2018 20:09

Soil Aliquot Vol: | Dilution Factor: 1

Soil Extract Vol.: | GC Column: DB-624 ID: 0.18(mm)

% Moisture: | Level: (low/med) Low

Analysis Batch No.: 332009 | Units: ug/L

CAS NO.	COMPOUND NAME	RESULT	Q	RL	MDL
124-48-1	Dibromochloromethane	1.0	U	1.0	0.39

CAS NO.	SURROGATE	%REC	Q	LIMITS
17060-07-0	1,2-Dichloroethane-d4 (Surr)	106		61-138
460-00-4	4-Bromofluorobenzene (Surr)	92		69-120
2037-26-5	Toluene-d8 (Surr)	104		73-120
1868-53-7	Dibromofluoromethane (Surr)	91		69-124

FORM I
GC/MS VOA ORGANICS ANALYSIS DATA SHEET
TENTATIVELY IDENTIFIED COMPOUNDS

Lab Name: TestAmerica Canton Job No.: 240-96812-1

SDG No.:

Client Sample ID: MSA-SW37A-3_18 Lab Sample ID: 240-96812-16

Matrix: Water Lab File ID: U1264535.D

Analysis Method: 8260C Date Collected: 06/07/2018 12:09

Sample wt/vol: 5(mL) Date Analyzed: 06/17/2018 20:09

Soil Aliquot Vol: Dilution Factor: 1

Soil Extract Vol.: GC Column: DB-624 ID: 0.18(mm)

% Moisture: Level: (low/med) Low

Analysis Batch No.: 332009 Units: ug/L

Number TICs Found: 0 TIC Result Total: 0

CAS NO.	COMPOUND NAME	RT	RESULT	Q	MATCH QUALITY
	Tentatively Identified Compound		None		

FORM I-TIC 8260C

FORM I
GC/MS VOA ORGANICS ANALYSIS DATA SHEET
TARGETED TENATIVELY IDENTIFIED COMPOUNDS

Lab Name: TestAmerica Canton Job No.: 240-96812-1

SDG No.:

Client Sample ID: MSA-SW37A-3_18 Lab Sample ID: 240-96812-16

Matrix: Water Lab File ID: U1264535.D

Analysis Method: 8260C Date Collected: 06/07/2018 12:09

Sample wt/vol: 5(mL) Date Analyzed: 06/17/2018 20:09

Soil Aliquot Vol: Dilution Factor: 1

Soil Extract Vol.: GC Column: DB-624 ID: 0.18(mm)

% Moisture: Level: (low/med) Low

Analysis Batch No.: 332009 Units: ug/L

CAS NO.	COMPOUND NAME	RT	RESULT	Q	MATCH QUALITY
75-45-6	Chlorodifluoromethane TIC		1.0	U	

FORM I-TIC 8260C

FORM I
GC/MS VOA ORGANICS ANALYSIS DATA SHEET

Lab Name: TestAmerica Canton | Job No.: 240-96812-1

SDG No.:

Client Sample ID: MSA-SW40A-3_18 | Lab Sample ID: 240-96812-17

Matrix: Water | Lab File ID: U1264536.D

Analysis Method: 8260C | Date Collected: 06/07/2018 11:33

Sample wt/vol: 5(mL) | Date Analyzed: 06/17/2018 20:32

Soil Aliquot Vol: | Dilution Factor: 1

Soil Extract Vol.: | GC Column: DB-624 ID: 0.18(mm)

% Moisture: | Level: (low/med) Low

Analysis Batch No.: 332009 | Units: ug/L

CAS NO.	COMPOUND NAME	RESULT	Q	RL	MDL
630-20-6	1,1,1,2-Tetrachloroethane	1.0	U	1.0	0.14
71-55-6	1,1,1-Trichloroethane	1.0	U	1.0	0.24
79-34-5	1,1,2,2-Tetrachloroethane	1.0	U	1.0	0.13
76-13-1	1,1,2-Trichloro-1,2,2-trichfluoroethane	1.0	U	1.0	0.41
75-34-3	1,1-Dichloroethane	1.0	U	1.0	0.17
75-35-4	1,1-Dichloroethene	1.0	U	1.0	0.19
563-58-6	1,1-Dichloropropene	1.0	U	1.0	0.14
87-61-6	1,2,3-Trichlorobenzene	1.0	U	1.0	0.54
96-18-4	1,2,3-Trichloropropane	1.0	U	1.0	0.24
526-73-8	1,2,3-Trimethylbenzene	5.0	U	5.0	0.14
120-82-1	1,2,4-Trichlorobenzene	1.0	U	1.0	0.26
95-63-6	1,2,4-Trimethylbenzene	1.0	U	1.0	0.070
96-12-8	1,2-Dibromo-3-Chloropropane	5.0	U	5.0	0.91
95-50-1	1,2-Dichlorobenzene	1.0	U	1.0	0.15
107-06-2	1,2-Dichloroethane	1.0	U	1.0	0.21
78-87-5	1,2-Dichloropropane	1.0	U	1.0	0.15
541-73-1	1,3-Dichlorobenzene	1.0	U	1.0	0.15
142-28-9	1,3-Dichloropropane	1.0	U	1.0	0.21
106-46-7	1,4-Dichlorobenzene	1.0	U	1.0	0.16
594-20-7	2,2-Dichloropropane	1.0	U	1.0	0.31
110-75-8	2-Chloroethyl vinyl ether	10	U	10	0.26
95-49-8	2-Chlorotoluene	1.0	U	1.0	0.15
591-78-6	2-Hexanone	5.0	U	5.0	0.54
108-86-1	Bromobenzene	1.0	U	1.0	0.12
74-97-5	Bromochloromethane	1.0	U	1.0	0.14
106-43-4	4-Chlorotoluene	1.0	U	1.0	0.090
99-87-6	p-Isopropyltoluene	1.0	U	1.0	0.13
67-64-1	Acetone	5.0	U	5.0	5.4
71-43-2	Benzene	1.0	U	1.0	0.13
75-25-2	Bromoform	1.0	U	1.0	0.76
74-83-9	Bromomethane	1.0	U	1.0	0.42
75-15-0	Carbon disulfide	1.0	U	1.0	0.28
56-23-5	Carbon tetrachloride	1.0	U	1.0	0.26
108-90-7	Chlorobenzene	1.0	U	1.0	0.14
75-00-3	Chloroethane	1.0	U	1.0	0.83

FORM I
GC/MS VOA ORGANICS ANALYSIS DATA SHEET

Lab Name: TestAmerica Canton | Job No.: 240-96812-1

SDG No.:

Client Sample ID: MSA-SW40A-3_18 | Lab Sample ID: 240-96812-17

Matrix: Water | Lab File ID: U1264536.D

Analysis Method: 8260C | Date Collected: 06/07/2018 11:33

Sample wt/vol: 5(mL) | Date Analyzed: 06/17/2018 20:32

Soil Aliquot Vol: | Dilution Factor: 1

Soil Extract Vol.: | GC Column: DB-624 ID: 0.18(mm)

% Moisture: | Level: (low/med) Low

Analysis Batch No.: 332009 | Units: ug/L

CAS NO.	COMPOUND NAME	RESULT	Q	RL	MDL
67-66-3	Chloroform	1.0	U	1.0	0.13
74-87-3	Chloromethane	1.0	U	1.0	0.20
156-59-2	cis-1,2-Dichloroethene	1.0	U	1.0	0.16
10061-01-5	cis-1,3-Dichloropropene	1.0	U	1.0	0.61
87-68-3	Hexachlorobutadiene	1.0	U	1.0	0.83
74-95-3	Dibromomethane	1.0	U *	1.0	0.090
75-27-4	Bromodichloromethane	1.0	U	1.0	0.17
75-71-8	Dichlorodifluoromethane	1.0	U	1.0	0.35
100-41-4	Ethylbenzene	1.0	U	1.0	0.11
106-93-4	1,2-Dibromoethane	1.0	U	1.0	0.12
108-20-3	Diisopropyl ether	5.0	U	5.0	0.17
91-20-3	Naphthalene	1.0	U	1.0	0.32
179601-23-1	m-Xylene & p-Xylene	2.0	U	2.0	0.080
104-51-8	n-Butylbenzene	1.0	U	1.0	0.14
98-82-8	Isopropylbenzene	1.0	U	1.0	0.090
103-65-1	n-Propylbenzene	1.0	U	1.0	0.15
78-93-3	2-Butanone	5.0	U	5.0	1.2
108-10-1	4-Methyl-2-pentanone	5.0	U	5.0	0.42
135-98-8	sec-Butylbenzene	1.0	U	1.0	0.13
1634-04-4	Methyl tert-butyl ether	1.0	U	1.0	0.070
994-05-8	Tert-amyl-methyl ether (TAME)	5.0	U	5.0	0.11
75-09-2	Methylene Chloride	5.0	U	5.0	2.6
95-47-6	o-Xylene	1.0	U	1.0	0.090
100-42-5	Styrene	1.0	U	1.0	0.10
637-92-3	Ethyl-t-butyl ether (ETBE)	5.0	U	5.0	0.15
98-06-6	tert-Butylbenzene	1.0	U	1.0	0.14
127-18-4	Tetrachloroethene	1.0	U	1.0	0.15
108-88-3	Toluene	1.0	U	1.0	0.14
156-60-5	trans-1,2-Dichloroethene	1.0	U	1.0	0.19
10061-02-6	trans-1,3-Dichloropropene	1.0	U	1.0	0.67
79-01-6	Trichloroethene	1.0	U	1.0	0.10
75-69-4	Trichlorofluoromethane	1.0	U	1.0	0.45
108-05-4	Vinyl acetate	2.0	U	2.0	0.19
75-01-4	Vinyl chloride	0.50	U	0.50	0.20
75-65-0	tert-Butyl alcohol	20	U	20	1.7
1330-20-7	Xylenes, Total	2.0	U	2.0	0.15

FORM I
GC/MS VOA ORGANICS ANALYSIS DATA SHEET

Lab Name: TestAmerica Canton | Job No.: 240-96812-1

SDG No.:

Client Sample ID: MSA-SW40A-3_18 | Lab Sample ID: 240-96812-17

Matrix: Water | Lab File ID: U1264536.D

Analysis Method: 8260C | Date Collected: 06/07/2018 11:33

Sample wt/vol: 5(mL) | Date Analyzed: 06/17/2018 20:32

Soil Aliquot Vol: | Dilution Factor: 1

Soil Extract Vol.: | GC Column: DB-624 ID: 0.18(mm)

% Moisture: | Level: (low/med) Low

Analysis Batch No.: 332009 | Units: ug/L

CAS NO.	COMPOUND NAME	RESULT	Q	RL	MDL
124-48-1	Dibromochloromethane	1.0	U	1.0	0.39

CAS NO.	SURROGATE	%REC	Q	LIMITS
17060-07-0	1,2-Dichloroethane-d4 (Surr)	102		61-138
460-00-4	4-Bromofluorobenzene (Surr)	94		69-120
2037-26-5	Toluene-d8 (Surr)	108		73-120
1868-53-7	Dibromofluoromethane (Surr)	89		69-124

FORM I
GC/MS VOA ORGANICS ANALYSIS DATA SHEET
TENTATIVELY IDENTIFIED COMPOUNDS

Lab Name: TestAmerica Canton Job No.: 240-96812-1

SDG No.:

Client Sample ID: MSA-SW40A-3_18 Lab Sample ID: 240-96812-17

Matrix: Water Lab File ID: U1264536.D

Analysis Method: 8260C Date Collected: 06/07/2018 11:33

Sample wt/vol: 5(mL) Date Analyzed: 06/17/2018 20:32

Soil Aliquot Vol: Dilution Factor: 1

Soil Extract Vol.: GC Column: DB-624 ID: 0.18(mm)

% Moisture: Level: (low/med) Low

Analysis Batch No.: 332009 Units: ug/L

Number TICs Found: 0 TIC Result Total: 0

CAS NO.	COMPOUND NAME	RT	RESULT	Q	MATCH QUALITY
	Tentatively Identified Compound		None		

FORM I-TIC 8260C

FORM I
GC/MS VOA ORGANICS ANALYSIS DATA SHEET
TARGETED TENATIVELY IDENTIFIED COMPOUNDS

Lab Name: TestAmerica Canton Job No.: 240-96812-1

SDG No.:

Client Sample ID: MSA-SW40A-3_18 Lab Sample ID: 240-96812-17

Matrix: Water Lab File ID: U1264536.D

Analysis Method: 8260C Date Collected: 06/07/2018 11:33

Sample wt/vol: 5(mL) Date Analyzed: 06/17/2018 20:32

Soil Aliquot Vol: Dilution Factor: 1

Soil Extract Vol.: GC Column: DB-624 ID: 0.18(mm)

% Moisture: Level: (low/med) Low

Analysis Batch No.: 332009 Units: ug/L

CAS NO.	COMPOUND NAME	RT	RESULT	Q	MATCH QUALITY
75-45-6	Chlorodifluoromethane TIC		1.0	U	

FORM I
GC/MS VOA ORGANICS ANALYSIS DATA SHEET

Lab Name: TestAmerica Canton | Job No.: 240-96812-1

SDG No.:

Client Sample ID: MSA-SW38C-3_18 | Lab Sample ID: 240-96812-18

Matrix: Water | Lab File ID: U1264537.D

Analysis Method: 8260C | Date Collected: 06/07/2018 11:21

Sample wt/vol: 5(mL) | Date Analyzed: 06/17/2018 20:55

Soil Aliquot Vol: | Dilution Factor: 1

Soil Extract Vol.: | GC Column: DB-624 ID: 0.18(mm)

% Moisture: | Level: (low/med) Low

Analysis Batch No.: 332009 | Units: ug/L

CAS NO.	COMPOUND NAME	RESULT	Q	RL	MDL
630-20-6	1,1,1,2-Tetrachloroethane	1.0	U	1.0	0.14
71-55-6	1,1,1-Trichloroethane	1.0	U	1.0	0.24
79-34-5	1,1,2,2-Tetrachloroethane	1.0	U	1.0	0.13
76-13-1	1,1,2-Trichloro-1,2,2-trichfluoroethane	1.0	U	1.0	0.41
75-34-3	1,1-Dichloroethane	1.0	U	1.0	0.17
75-35-4	1,1-Dichloroethene	1.0	U	1.0	0.19
563-58-6	1,1-Dichloropropene	1.0	U	1.0	0.14
87-61-6	1,2,3-Trichlorobenzene	1.0	U	1.0	0.54
96-18-4	1,2,3-Trichloropropane	1.0	U	1.0	0.24
526-73-8	1,2,3-Trimethylbenzene	5.0	U	5.0	0.14
120-82-1	1,2,4-Trichlorobenzene	1.0	U	1.0	0.26
95-63-6	1,2,4-Trimethylbenzene	1.0	U	1.0	0.070
96-12-8	1,2-Dibromo-3-Chloropropane	5.0	U	5.0	0.91
95-50-1	1,2-Dichlorobenzene	1.0	U	1.0	0.15
107-06-2	1,2-Dichloroethane	1.0	U	1.0	0.21
78-87-5	1,2-Dichloropropane	1.0	U	1.0	0.15
541-73-1	1,3-Dichlorobenzene	1.0	U	1.0	0.15
142-28-9	1,3-Dichloropropane	1.0	U	1.0	0.21
106-46-7	1,4-Dichlorobenzene	1.0	U	1.0	0.16
594-20-7	2,2-Dichloropropane	1.0	U	1.0	0.31
110-75-8	2-Chloroethyl vinyl ether	10	U	10	0.26
95-49-8	2-Chlorotoluene	1.0	U	1.0	0.15
591-78-6	2-Hexanone	5.0	U	5.0	0.54
108-86-1	Bromobenzene	1.0	U	1.0	0.12
74-97-5	Bromochloromethane	1.0	U	1.0	0.14
106-43-4	4-Chlorotoluene	1.0	U	1.0	0.090
99-87-6	p-Isopropyltoluene	1.0	U	1.0	0.13
67-64-1	Acetone	5.0	U	5.0	5.4
71-43-2	Benzene	1.0	U	1.0	0.13
75-25-2	Bromoform	1.0	U	1.0	0.76
74-83-9	Bromomethane	1.0	U	1.0	0.42
75-15-0	Carbon disulfide	1.0	U	1.0	0.28
56-23-5	Carbon tetrachloride	1.0	U	1.0	0.26
108-90-7	Chlorobenzene	1.0	U	1.0	0.14
75-00-3	Chloroethane	1.0	U	1.0	0.83

FORM I
GC/MS VOA ORGANICS ANALYSIS DATA SHEET

Lab Name: TestAmerica Canton | Job No.: 240-96812-1

SDG No.:

Client Sample ID: MSA-SW38C-3_18 | Lab Sample ID: 240-96812-18

Matrix: Water | Lab File ID: U1264537.D

Analysis Method: 8260C | Date Collected: 06/07/2018 11:21

Sample wt/vol: 5(mL) | Date Analyzed: 06/17/2018 20:55

Soil Aliquot Vol: | Dilution Factor: 1

Soil Extract Vol.: | GC Column: DB-624 ID: 0.18(mm)

% Moisture: | Level: (low/med) Low

Analysis Batch No.: 332009 | Units: ug/L

CAS NO.	COMPOUND NAME	RESULT	Q	RL	MDL
67-66-3	Chloroform	1.0	U	1.0	0.13
74-87-3	Chloromethane	1.0	U	1.0	0.20
156-59-2	cis-1,2-Dichloroethene	1.0	U	1.0	0.16
10061-01-5	cis-1,3-Dichloropropene	1.0	U	1.0	0.61
87-68-3	Hexachlorobutadiene	1.0	U	1.0	0.83
74-95-3	Dibromomethane	1.0	U *	1.0	0.090
75-27-4	Bromodichloromethane	1.0	U	1.0	0.17
75-71-8	Dichlorodifluoromethane	1.0	U	1.0	0.35
100-41-4	Ethylbenzene	1.0	U	1.0	0.11
106-93-4	1,2-Dibromoethane	1.0	U	1.0	0.12
108-20-3	Diisopropyl ether	5.0	U	5.0	0.17
91-20-3	Naphthalene	1.0	U	1.0	0.32
179601-23-1	m-Xylene & p-Xylene	2.0	U	2.0	0.080
104-51-8	n-Butylbenzene	1.0	U	1.0	0.14
98-82-8	Isopropylbenzene	1.0	U	1.0	0.090
103-65-1	n-Propylbenzene	1.0	U	1.0	0.15
78-93-3	2-Butanone	5.0	U	5.0	1.2
108-10-1	4-Methyl-2-pentanone	5.0	U	5.0	0.42
135-98-8	sec-Butylbenzene	1.0	U	1.0	0.13
1634-04-4	Methyl tert-butyl ether	1.0	U	1.0	0.070
994-05-8	Tert-amyl-methyl ether (TAME)	5.0	U	5.0	0.11
75-09-2	Methylene Chloride	5.0	U	5.0	2.6
95-47-6	o-Xylene	1.0	U	1.0	0.090
100-42-5	Styrene	1.0	U	1.0	0.10
637-92-3	Ethyl-t-butyl ether (ETBE)	5.0	U	5.0	0.15
98-06-6	tert-Butylbenzene	1.0	U	1.0	0.14
127-18-4	Tetrachloroethene	1.0	U	1.0	0.15
108-88-3	Toluene	1.0	U	1.0	0.14
156-60-5	trans-1,2-Dichloroethene	1.0	U	1.0	0.19
10061-02-6	trans-1,3-Dichloropropene	1.0	U	1.0	0.67
79-01-6	Trichloroethene	1.0	U	1.0	0.10
75-69-4	Trichlorofluoromethane	1.0	U	1.0	0.45
108-05-4	Vinyl acetate	2.0	U	2.0	0.19
75-01-4	Vinyl chloride	0.50	U	0.50	0.20
75-65-0	tert-Butyl alcohol	20	U	20	1.7
1330-20-7	Xylenes, Total	2.0	U	2.0	0.15

FORM I
GC/MS VOA ORGANICS ANALYSIS DATA SHEET

Lab Name: TestAmerica Canton | Job No.: 240-96812-1

SDG No.:

Client Sample ID: MSA-SW38C-3_18 | Lab Sample ID: 240-96812-18

Matrix: Water | Lab File ID: U1264537.D

Analysis Method: 8260C | Date Collected: 06/07/2018 11:21

Sample wt/vol: 5(mL) | Date Analyzed: 06/17/2018 20:55

Soil Aliquot Vol: | Dilution Factor: 1

Soil Extract Vol.: | GC Column: DB-624 ID: 0.18(mm)

% Moisture: | Level: (low/med) Low

Analysis Batch No.: 332009 | Units: ug/L

CAS NO.	COMPOUND NAME	RESULT	Q	RL	MDL
124-48-1	Dibromochloromethane	1.0	U	1.0	0.39

CAS NO.	SURROGATE	%REC	Q	LIMITS
17060-07-0	1,2-Dichloroethane-d4 (Surr)	131		61-138
460-00-4	4-Bromofluorobenzene (Surr)	117		69-120
2037-26-5	Toluene-d8 (Surr)	131	X	73-120
1868-53-7	Dibromofluoromethane (Surr)	113		69-124

FORM I
GC/MS VOA ORGANICS ANALYSIS DATA SHEET
TENTATIVELY IDENTIFIED COMPOUNDS

Lab Name: TestAmerica Canton Job No.: 240-96812-1

SDG No.:

Client Sample ID: MSA-SW38C-3_18 Lab Sample ID: 240-96812-18

Matrix: Water Lab File ID: U1264537.D

Analysis Method: 8260C Date Collected: 06/07/2018 11:21

Sample wt/vol: 5(mL) Date Analyzed: 06/17/2018 20:55

Soil Aliquot Vol: Dilution Factor: 1

Soil Extract Vol.: GC Column: DB-624 ID: 0.18(mm)

% Moisture: Level: (low/med) Low

Analysis Batch No.: 332009 Units: ug/L

Number TICs Found: 0 TIC Result Total: 0

CAS NO.	COMPOUND NAME	RT	RESULT	Q	MATCH QUALITY
	Tentatively Identified Compound		None		

FORM I-TIC 8260C

FORM I
GC/MS VOA ORGANICS ANALYSIS DATA SHEET
TARGETED TENATIVELY IDENTIFIED COMPOUNDS

Lab Name: TestAmerica Canton Job No.: 240-96812-1

SDG No.:

Client Sample ID: MSA-SW38C-3_18 Lab Sample ID: 240-96812-18

Matrix: Water Lab File ID: U1264537.D

Analysis Method: 8260C Date Collected: 06/07/2018 11:21

Sample wt/vol: 5(mL) Date Analyzed: 06/17/2018 20:55

Soil Aliquot Vol: Dilution Factor: 1

Soil Extract Vol.: GC Column: DB-624 ID: 0.18(mm)

% Moisture: Level: (low/med) Low

Analysis Batch No.: 332009 Units: ug/L

CAS NO.	COMPOUND NAME	RT	RESULT	Q	MATCH QUALITY
75-45-6	Chlorodifluoromethane TIC		1.0	U	

FORM I-TIC 8260C

FORM I
GC/MS VOA ORGANICS ANALYSIS DATA SHEET

Lab Name: TestAmerica Canton | Job No.: 240-96812-1

SDG No.:

Client Sample ID: MSA-SW38D-3_18 | Lab Sample ID: 240-96812-19

Matrix: Water | Lab File ID: U1264538.D

Analysis Method: 8260C | Date Collected: 06/07/2018 11:25

Sample wt/vol: 5(mL) | Date Analyzed: 06/17/2018 21:18

Soil Aliquot Vol: | Dilution Factor: 1

Soil Extract Vol.: | GC Column: DB-624 ID: 0.18(mm)

% Moisture: | Level: (low/med) Low

Analysis Batch No.: 332009 | Units: ug/L

CAS NO.	COMPOUND NAME	RESULT	Q	RL	MDL
630-20-6	1,1,1,2-Tetrachloroethane	1.0	U	1.0	0.14
71-55-6	1,1,1-Trichloroethane	1.0	U	1.0	0.24
79-34-5	1,1,2,2-Tetrachloroethane	1.0	U	1.0	0.13
76-13-1	1,1,2-Trichloro-1,2,2-trichfluoroethane	1.0	U	1.0	0.41
75-34-3	1,1-Dichloroethane	1.0	U	1.0	0.17
75-35-4	1,1-Dichloroethene	1.0	U	1.0	0.19
563-58-6	1,1-Dichloropropene	1.0	U	1.0	0.14
87-61-6	1,2,3-Trichlorobenzene	1.0	U	1.0	0.54
96-18-4	1,2,3-Trichloropropane	1.0	U	1.0	0.24
526-73-8	1,2,3-Trimethylbenzene	5.0	U	5.0	0.14
120-82-1	1,2,4-Trichlorobenzene	1.0	U	1.0	0.26
95-63-6	1,2,4-Trimethylbenzene	1.0	U	1.0	0.070
96-12-8	1,2-Dibromo-3-Chloropropane	5.0	U	5.0	0.91
95-50-1	1,2-Dichlorobenzene	1.0	U	1.0	0.15
107-06-2	1,2-Dichloroethane	1.0	U	1.0	0.21
78-87-5	1,2-Dichloropropane	1.0	U	1.0	0.15
541-73-1	1,3-Dichlorobenzene	1.0	U	1.0	0.15
142-28-9	1,3-Dichloropropane	1.0	U	1.0	0.21
106-46-7	1,4-Dichlorobenzene	1.0	U	1.0	0.16
594-20-7	2,2-Dichloropropane	1.0	U	1.0	0.31
110-75-8	2-Chloroethyl vinyl ether	10	U	10	0.26
95-49-8	2-Chlorotoluene	1.0	U	1.0	0.15
591-78-6	2-Hexanone	5.0	U	5.0	0.54
108-86-1	Bromobenzene	1.0	U	1.0	0.12
74-97-5	Bromochloromethane	1.0	U	1.0	0.14
106-43-4	4-Chlorotoluene	1.0	U	1.0	0.090
99-87-6	p-Isopropyltoluene	1.0	U	1.0	0.13
67-64-1	Acetone	5.0	U	5.0	5.4
71-43-2	Benzene	1.0	U	1.0	0.13
75-25-2	Bromoform	1.0	U	1.0	0.76
74-83-9	Bromomethane	1.0	U	1.0	0.42
75-15-0	Carbon disulfide	1.0	U	1.0	0.28
56-23-5	Carbon tetrachloride	1.0	U	1.0	0.26
108-90-7	Chlorobenzene	1.0	U	1.0	0.14
75-00-3	Chloroethane	1.0	U	1.0	0.83

FORM I
GC/MS VOA ORGANICS ANALYSIS DATA SHEET

Lab Name: TestAmerica Canton | Job No.: 240-96812-1

SDG No.:

Client Sample ID: MSA-SW38D-3_18 | Lab Sample ID: 240-96812-19

Matrix: Water | Lab File ID: U1264538.D

Analysis Method: 8260C | Date Collected: 06/07/2018 11:25

Sample wt/vol: 5(mL) | Date Analyzed: 06/17/2018 21:18

Soil Aliquot Vol: | Dilution Factor: 1

Soil Extract Vol.: | GC Column: DB-624 ID: 0.18(mm)

% Moisture: | Level: (low/med) Low

Analysis Batch No.: 332009 | Units: ug/L

CAS NO.	COMPOUND NAME	RESULT	Q	RL	MDL
67-66-3	Chloroform	1.0	U	1.0	0.13
74-87-3	Chloromethane	1.0	U	1.0	0.20
156-59-2	cis-1,2-Dichloroethene	1.0	U	1.0	0.16
10061-01-5	cis-1,3-Dichloropropene	1.0	U	1.0	0.61
87-68-3	Hexachlorobutadiene	1.0	U	1.0	0.83
74-95-3	Dibromomethane	1.0	U *	1.0	0.090
75-27-4	Bromodichloromethane	1.0	U	1.0	0.17
75-71-8	Dichlorodifluoromethane	1.0	U	1.0	0.35
100-41-4	Ethylbenzene	1.0	U	1.0	0.11
106-93-4	1,2-Dibromoethane	1.0	U	1.0	0.12
108-20-3	Diisopropyl ether	5.0	U	5.0	0.17
91-20-3	Naphthalene	1.0	U	1.0	0.32
179601-23-1	m-Xylene & p-Xylene	2.0	U	2.0	0.080
104-51-8	n-Butylbenzene	1.0	U	1.0	0.14
98-82-8	Isopropylbenzene	1.0	U	1.0	0.090
103-65-1	n-Propylbenzene	1.0	U	1.0	0.15
78-93-3	2-Butanone	5.0	U	5.0	1.2
108-10-1	4-Methyl-2-pentanone	5.0	U	5.0	0.42
135-98-8	sec-Butylbenzene	1.0	U	1.0	0.13
1634-04-4	Methyl tert-butyl ether	1.0	U	1.0	0.070
994-05-8	Tert-amyl-methyl ether (TAME)	5.0	U	5.0	0.11
75-09-2	Methylene Chloride	5.0	U	5.0	2.6
95-47-6	o-Xylene	1.0	U	1.0	0.090
100-42-5	Styrene	1.0	U	1.0	0.10
637-92-3	Ethyl-t-butyl ether (ETBE)	5.0	U	5.0	0.15
98-06-6	tert-Butylbenzene	1.0	U	1.0	0.14
127-18-4	Tetrachloroethene	1.0	U	1.0	0.15
108-88-3	Toluene	1.0	U	1.0	0.14
156-60-5	trans-1,2-Dichloroethene	1.0	U	1.0	0.19
10061-02-6	trans-1,3-Dichloropropene	1.0	U	1.0	0.67
79-01-6	Trichloroethene	1.0	U	1.0	0.10
75-69-4	Trichlorofluoromethane	1.0	U	1.0	0.45
108-05-4	Vinyl acetate	2.0	U	2.0	0.19
75-01-4	Vinyl chloride	0.50	U	0.50	0.20
75-65-0	tert-Butyl alcohol	20	U	20	1.7
1330-20-7	Xylenes, Total	2.0	U	2.0	0.15

FORM I
GC/MS VOA ORGANICS ANALYSIS DATA SHEET

Lab Name: TestAmerica Canton | Job No.: 240-96812-1

SDG No.:

Client Sample ID: MSA-SW38D-3_18 | Lab Sample ID: 240-96812-19

Matrix: Water | Lab File ID: U1264538.D

Analysis Method: 8260C | Date Collected: 06/07/2018 11:25

Sample wt/vol: 5(mL) | Date Analyzed: 06/17/2018 21:18

Soil Aliquot Vol: | Dilution Factor: 1

Soil Extract Vol.: | GC Column: DB-624 ID: 0.18(mm)

% Moisture: | Level: (low/med) Low

Analysis Batch No.: 332009 | Units: ug/L

CAS NO.	COMPOUND NAME	RESULT	Q	RL	MDL
124-48-1	Dibromochloromethane	1.0	U	1.0	0.39

CAS NO.	SURROGATE	%REC	Q	LIMITS
17060-07-0	1,2-Dichloroethane-d4 (Surr)	125		61-138
460-00-4	4-Bromofluorobenzene (Surr)	114		69-120
2037-26-5	Toluene-d8 (Surr)	129	X	73-120
1868-53-7	Dibromofluoromethane (Surr)	114		69-124

FORM I
GC/MS VOA ORGANICS ANALYSIS DATA SHEET
TENTATIVELY IDENTIFIED COMPOUNDS

Lab Name: TestAmerica Canton Job No.: 240-96812-1

SDG No.:

Client Sample ID: MSA-SW38D-3_18 Lab Sample ID: 240-96812-19

Matrix: Water Lab File ID: U1264538.D

Analysis Method: 8260C Date Collected: 06/07/2018 11:25

Sample wt/vol: 5(mL) Date Analyzed: 06/17/2018 21:18

Soil Aliquot Vol: Dilution Factor: 1

Soil Extract Vol.: GC Column: DB-624 ID: 0.18(mm)

% Moisture: Level: (low/med) Low

Analysis Batch No.: 332009 Units: ug/L

Number TICs Found: 0 TIC Result Total: 0

CAS NO.	COMPOUND NAME	RT	RESULT	Q	MATCH QUALITY
	Tentatively Identified Compound		None		

FORM I-TIC 8260C

FORM I
GC/MS VOA ORGANICS ANALYSIS DATA SHEET
TARGETED TENATIVELY IDENTIFIED COMPOUNDS

Lab Name: TestAmerica Canton Job No.: 240-96812-1

SDG No.:

Client Sample ID: MSA-SW38D-3_18 Lab Sample ID: 240-96812-19

Matrix: Water Lab File ID: U1264538.D

Analysis Method: 8260C Date Collected: 06/07/2018 11:25

Sample wt/vol: 5(mL) Date Analyzed: 06/17/2018 21:18

Soil Aliquot Vol: Dilution Factor: 1

Soil Extract Vol.: GC Column: DB-624 ID: 0.18(mm)

% Moisture: Level: (low/med) Low

Analysis Batch No.: 332009 Units: ug/L

CAS NO.	COMPOUND NAME	RT	RESULT	Q	MATCH QUALITY
75-45-6	Chlorodifluoromethane TIC		1.0	U	

FORM I
GC/MS VOA ORGANICS ANALYSIS DATA SHEET

Lab Name: TestAmerica Canton | Job No.: 240-96812-1
SDG No.:
Client Sample ID: MSA-SW44A-3_18 | Lab Sample ID: 240-96812-20
Matrix: Water | Lab File ID: U1264539.D
Analysis Method: 8260C | Date Collected: 06/07/2018 10:19
Sample wt/vol: 5(mL) | Date Analyzed: 06/17/2018 21:41
Soil Aliquot Vol: | Dilution Factor: 1
Soil Extract Vol.: | GC Column: DB-624 ID: 0.18(mm)
% Moisture: | Level: (low/med) Low
Analysis Batch No.: 332009 | Units: ug/L

CAS NO.	COMPOUND NAME	RESULT	Q	RL	MDL
630-20-6	1,1,1,2-Tetrachloroethane	1.0	U	1.0	0.14
71-55-6	1,1,1-Trichloroethane	1.0	U	1.0	0.24
79-34-5	1,1,2,2-Tetrachloroethane	1.0	U	1.0	0.13
76-13-1	1,1,2-Trichloro-1,2,2-trichfluoroethane	1.0	U	1.0	0.41
75-34-3	1,1-Dichloroethane	1.0	U	1.0	0.17
75-35-4	1,1-Dichloroethene	1.0	U	1.0	0.19
563-58-6	1,1-Dichloropropene	1.0	U	1.0	0.14
87-61-6	1,2,3-Trichlorobenzene	1.0	U	1.0	0.54
96-18-4	1,2,3-Trichloropropane	1.0	U	1.0	0.24
526-73-8	1,2,3-Trimethylbenzene	5.0	U	5.0	0.14
120-82-1	1,2,4-Trichlorobenzene	1.0	U	1.0	0.26
95-63-6	1,2,4-Trimethylbenzene	1.0	U	1.0	0.070
96-12-8	1,2-Dibromo-3-Chloropropane	5.0	U	5.0	0.91
95-50-1	1,2-Dichlorobenzene	1.0	U	1.0	0.15
107-06-2	1,2-Dichloroethane	1.0	U	1.0	0.21
78-87-5	1,2-Dichloropropane	1.0	U	1.0	0.15
541-73-1	1,3-Dichlorobenzene	1.0	U	1.0	0.15
142-28-9	1,3-Dichloropropane	1.0	U	1.0	0.21
106-46-7	1,4-Dichlorobenzene	1.0	U	1.0	0.16
594-20-7	2,2-Dichloropropane	1.0	U	1.0	0.31
110-75-8	2-Chloroethyl vinyl ether	10	U	10	0.26
95-49-8	2-Chlorotoluene	1.0	U	1.0	0.15
591-78-6	2-Hexanone	5.0	U	5.0	0.54
108-86-1	Bromobenzene	1.0	U	1.0	0.12
74-97-5	Bromochloromethane	1.0	U	1.0	0.14
106-43-4	4-Chlorotoluene	1.0	U	1.0	0.090
99-87-6	p-Isopropyltoluene	1.0	U	1.0	0.13
67-64-1	Acetone	5.0	U	5.0	5.4
71-43-2	Benzene	1.0	U	1.0	0.13
75-25-2	Bromoform	1.0	U	1.0	0.76
74-83-9	Bromomethane	1.0	U	1.0	0.42
75-15-0	Carbon disulfide	1.0	U	1.0	0.28
56-23-5	Carbon tetrachloride	1.0	U	1.0	0.26
108-90-7	Chlorobenzene	1.0	U	1.0	0.14
75-00-3	Chloroethane	1.0	U	1.0	0.83

FORM I
GC/MS VOA ORGANICS ANALYSIS DATA SHEET

Lab Name: TestAmerica Canton | Job No.: 240-96812-1

SDG No.:

Client Sample ID: MSA-SW44A-3_18 | Lab Sample ID: 240-96812-20

Matrix: Water | Lab File ID: U1264539.D

Analysis Method: 8260C | Date Collected: 06/07/2018 10:19

Sample wt/vol: 5(mL) | Date Analyzed: 06/17/2018 21:41

Soil Aliquot Vol: | Dilution Factor: 1

Soil Extract Vol.: | GC Column: DB-624 ID: 0.18(mm)

% Moisture: | Level: (low/med) Low

Analysis Batch No.: 332009 | Units: ug/L

CAS NO.	COMPOUND NAME	RESULT	Q	RL	MDL
67-66-3	Chloroform	1.0	U	1.0	0.13
74-87-3	Chloromethane	1.0	U	1.0	0.20
156-59-2	cis-1,2-Dichloroethene	1.0	U	1.0	0.16
10061-01-5	cis-1,3-Dichloropropene	1.0	U	1.0	0.61
87-68-3	Hexachlorobutadiene	1.0	U	1.0	0.83
74-95-3	Dibromomethane	1.0	U *	1.0	0.090
75-27-4	Bromodichloromethane	1.0	U	1.0	0.17
75-71-8	Dichlorodifluoromethane	1.0	U	1.0	0.35
100-41-4	Ethylbenzene	1.0	U	1.0	0.11
106-93-4	1,2-Dibromoethane	1.0	U	1.0	0.12
108-20-3	Diisopropyl ether	5.0	U	5.0	0.17
91-20-3	Naphthalene	1.0	U	1.0	0.32
179601-23-1	m-Xylene & p-Xylene	2.0	U	2.0	0.080
104-51-8	n-Butylbenzene	1.0	U	1.0	0.14
98-82-8	Isopropylbenzene	1.0	U	1.0	0.090
103-65-1	n-Propylbenzene	1.0	U	1.0	0.15
78-93-3	2-Butanone	5.0	U	5.0	1.2
108-10-1	4-Methyl-2-pentanone	5.0	U	5.0	0.42
135-98-8	sec-Butylbenzene	1.0	U	1.0	0.13
1634-04-4	Methyl tert-butyl ether	1.0	U	1.0	0.070
994-05-8	Tert-amyl-methyl ether (TAME)	5.0	U	5.0	0.11
75-09-2	Methylene Chloride	5.0	U	5.0	2.6
95-47-6	o-Xylene	1.0	U	1.0	0.090
100-42-5	Styrene	1.0	U	1.0	0.10
637-92-3	Ethyl-t-butyl ether (ETBE)	5.0	U	5.0	0.15
98-06-6	tert-Butylbenzene	1.0	U	1.0	0.14
127-18-4	Tetrachloroethene	1.0	U	1.0	0.15
108-88-3	Toluene	1.0	U	1.0	0.14
156-60-5	trans-1,2-Dichloroethene	1.0	U	1.0	0.19
10061-02-6	trans-1,3-Dichloropropene	1.0	U	1.0	0.67
79-01-6	Trichloroethene	1.0	U	1.0	0.10
75-69-4	Trichlorofluoromethane	1.0	U	1.0	0.45
108-05-4	Vinyl acetate	2.0	U	2.0	0.19
75-01-4	Vinyl chloride	0.50	U	0.50	0.20
75-65-0	tert-Butyl alcohol	20	U	20	1.7
1330-20-7	Xylenes, Total	2.0	U	2.0	0.15

FORM I
GC/MS VOA ORGANICS ANALYSIS DATA SHEET

Lab Name: TestAmerica Canton | Job No.: 240-96812-1

SDG No.:

Client Sample ID: MSA-SW44A-3_18 | Lab Sample ID: 240-96812-20

Matrix: Water | Lab File ID: U1264539.D

Analysis Method: 8260C | Date Collected: 06/07/2018 10:19

Sample wt/vol: 5(mL) | Date Analyzed: 06/17/2018 21:41

Soil Aliquot Vol: | Dilution Factor: 1

Soil Extract Vol.: | GC Column: DB-624 ID: 0.18(mm)

% Moisture: | Level: (low/med) Low

Analysis Batch No.: 332009 | Units: ug/L

CAS NO.	COMPOUND NAME	RESULT	Q	RL	MDL
124-48-1	Dibromochloromethane	1.0	U	1.0	0.39

CAS NO.	SURROGATE	%REC	Q	LIMITS
17060-07-0	1,2-Dichloroethane-d4 (Surr)	113		61-138
460-00-4	4-Bromofluorobenzene (Surr)	102		69-120
2037-26-5	Toluene-d8 (Surr)	115		73-120
1868-53-7	Dibromofluoromethane (Surr)	102		69-124

FORM I
GC/MS VOA ORGANICS ANALYSIS DATA SHEET
TENTATIVELY IDENTIFIED COMPOUNDS

Lab Name: TestAmerica Canton Job No.: 240-96812-1

SDG No.:

Client Sample ID: MSA-SW44A-3_18 Lab Sample ID: 240-96812-20

Matrix: Water Lab File ID: U1264539.D

Analysis Method: 8260C Date Collected: 06/07/2018 10:19

Sample wt/vol: 5(mL) Date Analyzed: 06/17/2018 21:41

Soil Aliquot Vol: Dilution Factor: 1

Soil Extract Vol.: GC Column: DB-624 ID: 0.18(mm)

% Moisture: Level: (low/med) Low

Analysis Batch No.: 332009 Units: ug/L

Number TICs Found: 0 TIC Result Total: 0

CAS NO.	COMPOUND NAME	RT	RESULT	Q	MATCH QUALITY
	Tentatively Identified Compound		None		

FORM I-TIC 8260C

FORM I
GC/MS VOA ORGANICS ANALYSIS DATA SHEET
TARGETED TENATIVELY IDENTIFIED COMPOUNDS

Lab Name: TestAmerica Canton Job No.: 240-96812-1

SDG No.:

Client Sample ID: MSA-SW44A-3_18 Lab Sample ID: 240-96812-20

Matrix: Water Lab File ID: U1264539.D

Analysis Method: 8260C Date Collected: 06/07/2018 10:19

Sample wt/vol: 5(mL) Date Analyzed: 06/17/2018 21:41

Soil Aliquot Vol: Dilution Factor: 1

Soil Extract Vol.: GC Column: DB-624 ID: 0.18(mm)

% Moisture: Level: (low/med) Low

Analysis Batch No.: 332009 Units: ug/L

CAS NO.	COMPOUND NAME	RT	RESULT	Q	MATCH QUALITY
75-45-6	Chlorodifluoromethane TIC		1.0	U	

FORM I-TIC 8260C

FORM I
GC/MS VOA ORGANICS ANALYSIS DATA SHEET

Lab Name: TestAmerica Canton | Job No.: 240-96812-1

SDG No.:

Client Sample ID: MSA-SW44B-3_18 | Lab Sample ID: 240-96812-21

Matrix: Water | Lab File ID: U1264540.D

Analysis Method: 8260C | Date Collected: 06/07/2018 10:22

Sample wt/vol: 5(mL) | Date Analyzed: 06/17/2018 22:05

Soil Aliquot Vol: | Dilution Factor: 1

Soil Extract Vol.: | GC Column: DB-624 ID: 0.18(mm)

% Moisture: | Level: (low/med) Low

Analysis Batch No.: 332009 | Units: ug/L

CAS NO.	COMPOUND NAME	RESULT	Q	RL	MDL
630-20-6	1,1,1,2-Tetrachloroethane	1.0	U	1.0	0.14
71-55-6	1,1,1-Trichloroethane	1.0	U	1.0	0.24
79-34-5	1,1,2,2-Tetrachloroethane	1.0	U	1.0	0.13
76-13-1	1,1,2-Trichloro-1,2,2-trichfluoroethane	1.0	U	1.0	0.41
75-34-3	1,1-Dichloroethane	1.0	U	1.0	0.17
75-35-4	1,1-Dichloroethene	1.0	U	1.0	0.19
563-58-6	1,1-Dichloropropene	1.0	U	1.0	0.14
87-61-6	1,2,3-Trichlorobenzene	1.0	U	1.0	0.54
96-18-4	1,2,3-Trichloropropane	1.0	U	1.0	0.24
526-73-8	1,2,3-Trimethylbenzene	5.0	U	5.0	0.14
120-82-1	1,2,4-Trichlorobenzene	1.0	U	1.0	0.26
95-63-6	1,2,4-Trimethylbenzene	1.0	U	1.0	0.070
96-12-8	1,2-Dibromo-3-Chloropropane	5.0	U	5.0	0.91
95-50-1	1,2-Dichlorobenzene	1.0	U	1.0	0.15
107-06-2	1,2-Dichloroethane	1.0	U	1.0	0.21
78-87-5	1,2-Dichloropropane	1.0	U	1.0	0.15
541-73-1	1,3-Dichlorobenzene	1.0	U	1.0	0.15
142-28-9	1,3-Dichloropropane	1.0	U	1.0	0.21
106-46-7	1,4-Dichlorobenzene	1.0	U	1.0	0.16
594-20-7	2,2-Dichloropropane	1.0	U	1.0	0.31
110-75-8	2-Chloroethyl vinyl ether	10	U	10	0.26
95-49-8	2-Chlorotoluene	1.0	U	1.0	0.15
591-78-6	2-Hexanone	5.0	U	5.0	0.54
108-86-1	Bromobenzene	1.0	U	1.0	0.12
74-97-5	Bromochloromethane	1.0	U	1.0	0.14
106-43-4	4-Chlorotoluene	1.0	U	1.0	0.090
99-87-6	p-Isopropyltoluene	1.0	U	1.0	0.13
67-64-1	Acetone	5.0	U	5.0	5.4
71-43-2	Benzene	1.0	U	1.0	0.13
75-25-2	Bromoform	1.0	U	1.0	0.76
74-83-9	Bromomethane	1.0	U	1.0	0.42
75-15-0	Carbon disulfide	1.0	U	1.0	0.28
56-23-5	Carbon tetrachloride	1.0	U	1.0	0.26
108-90-7	Chlorobenzene	1.0	U	1.0	0.14
75-00-3	Chloroethane	1.0	U	1.0	0.83

FORM I
GC/MS VOA ORGANICS ANALYSIS DATA SHEET

Lab Name: TestAmerica Canton | Job No.: 240-96812-1

SDG No.:

Client Sample ID: MSA-SW44B-3_18 | Lab Sample ID: 240-96812-21

Matrix: Water | Lab File ID: U1264540.D

Analysis Method: 8260C | Date Collected: 06/07/2018 10:22

Sample wt/vol: 5(mL) | Date Analyzed: 06/17/2018 22:05

Soil Aliquot Vol: | Dilution Factor: 1

Soil Extract Vol.: | GC Column: DB-624 ID: 0.18(mm)

% Moisture: | Level: (low/med) Low

Analysis Batch No.: 332009 | Units: ug/L

CAS NO.	COMPOUND NAME	RESULT	Q	RL	MDL
67-66-3	Chloroform	1.0	U	1.0	0.13
74-87-3	Chloromethane	1.0	U	1.0	0.20
156-59-2	cis-1,2-Dichloroethene	1.0	U	1.0	0.16
10061-01-5	cis-1,3-Dichloropropene	1.0	U	1.0	0.61
87-68-3	Hexachlorobutadiene	1.0	U	1.0	0.83
74-95-3	Dibromomethane	1.0	U *	1.0	0.090
75-27-4	Bromodichloromethane	1.0	U	1.0	0.17
75-71-8	Dichlorodifluoromethane	1.0	U	1.0	0.35
100-41-4	Ethylbenzene	1.0	U	1.0	0.11
106-93-4	1,2-Dibromoethane	1.0	U	1.0	0.12
108-20-3	Diisopropyl ether	5.0	U	5.0	0.17
91-20-3	Naphthalene	1.0	U	1.0	0.32
179601-23-1	m-Xylene & p-Xylene	2.0	U	2.0	0.080
104-51-8	n-Butylbenzene	1.0	U	1.0	0.14
98-82-8	Isopropylbenzene	1.0	U	1.0	0.090
103-65-1	n-Propylbenzene	1.0	U	1.0	0.15
78-93-3	2-Butanone	5.0	U	5.0	1.2
108-10-1	4-Methyl-2-pentanone	5.0	U	5.0	0.42
135-98-8	sec-Butylbenzene	1.0	U	1.0	0.13
1634-04-4	Methyl tert-butyl ether	1.0	U	1.0	0.070
994-05-8	Tert-amyl-methyl ether (TAME)	5.0	U	5.0	0.11
75-09-2	Methylene Chloride	5.0	U	5.0	2.6
95-47-6	o-Xylene	1.0	U	1.0	0.090
100-42-5	Styrene	1.0	U	1.0	0.10
637-92-3	Ethyl-t-butyl ether (ETBE)	5.0	U	5.0	0.15
98-06-6	tert-Butylbenzene	1.0	U	1.0	0.14
127-18-4	Tetrachloroethene	1.0	U	1.0	0.15
108-88-3	Toluene	1.0	U	1.0	0.14
156-60-5	trans-1,2-Dichloroethene	1.0	U	1.0	0.19
10061-02-6	trans-1,3-Dichloropropene	1.0	U	1.0	0.67
79-01-6	Trichloroethene	1.0	U	1.0	0.10
75-69-4	Trichlorofluoromethane	1.0	U	1.0	0.45
108-05-4	Vinyl acetate	2.0	U	2.0	0.19
75-01-4	Vinyl chloride	0.50	U	0.50	0.20
75-65-0	tert-Butyl alcohol	20	U	20	1.7
1330-20-7	Xylenes, Total	2.0	U	2.0	0.15

FORM I
GC/MS VOA ORGANICS ANALYSIS DATA SHEET

Lab Name: TestAmerica Canton | Job No.: 240-96812-1

SDG No.:

Client Sample ID: MSA-SW44B-3_18 | Lab Sample ID: 240-96812-21

Matrix: Water | Lab File ID: U1264540.D

Analysis Method: 8260C | Date Collected: 06/07/2018 10:22

Sample wt/vol: 5(mL) | Date Analyzed: 06/17/2018 22:05

Soil Aliquot Vol: | Dilution Factor: 1

Soil Extract Vol.: | GC Column: DB-624 ID: 0.18(mm)

% Moisture: | Level: (low/med) Low

Analysis Batch No.: 332009 | Units: ug/L

CAS NO.	COMPOUND NAME	RESULT	Q	RL	MDL
124-48-1	Dibromochloromethane	1.0	U	1.0	0.39

CAS NO.	SURROGATE	%REC	Q	LIMITS
17060-07-0	1,2-Dichloroethane-d4 (Surr)	105		61-138
460-00-4	4-Bromofluorobenzene (Surr)	92		69-120
2037-26-5	Toluene-d8 (Surr)	107		73-120
1868-53-7	Dibromofluoromethane (Surr)	94		69-124

FORM I
GC/MS VOA ORGANICS ANALYSIS DATA SHEET
TENTATIVELY IDENTIFIED COMPOUNDS

Lab Name: TestAmerica Canton Job No.: 240-96812-1

SDG No.:

Client Sample ID: MSA-SW44B-3_18 Lab Sample ID: 240-96812-21

Matrix: Water Lab File ID: U1264540.D

Analysis Method: 8260C Date Collected: 06/07/2018 10:22

Sample wt/vol: 5(mL) Date Analyzed: 06/17/2018 22:05

Soil Aliquot Vol: Dilution Factor: 1

Soil Extract Vol.: GC Column: DB-624 ID: 0.18(mm)

% Moisture: Level: (low/med) Low

Analysis Batch No.: 332009 Units: ug/L

Number TICs Found: 0 TIC Result Total: 0

CAS NO.	COMPOUND NAME	RT	RESULT	Q	MATCH QUALITY
	Tentatively Identified Compound		None		

FORM I-TIC 8260C

FORM I
GC/MS VOA ORGANICS ANALYSIS DATA SHEET
TARGETED TENATIVELY IDENTIFIED COMPOUNDS

Lab Name: TestAmerica Canton Job No.: 240-96812-1

SDG No.:

Client Sample ID: MSA-SW44B-3_18 Lab Sample ID: 240-96812-21

Matrix: Water Lab File ID: U1264540.D

Analysis Method: 8260C Date Collected: 06/07/2018 10:22

Sample wt/vol: 5(mL) Date Analyzed: 06/17/2018 22:05

Soil Aliquot Vol: Dilution Factor: 1

Soil Extract Vol.: GC Column: DB-624 ID: 0.18(mm)

% Moisture: Level: (low/med) Low

Analysis Batch No.: 332009 Units: ug/L

CAS NO.	COMPOUND NAME	RT	RESULT	Q	MATCH QUALITY
75-45-6	Chlorodifluoromethane TIC		1.0	U	

FORM I-TIC 8260C

FORM I
GC/MS VOA ORGANICS ANALYSIS DATA SHEET

Lab Name: TestAmerica Canton | Job No.: 240-96812-1
SDG No.:
Client Sample ID: MSA-SW44C-3_18 | Lab Sample ID: 240-96812-22
Matrix: Water | Lab File ID: U1264541.D
Analysis Method: 8260C | Date Collected: 06/07/2018 10:26
Sample wt/vol: 5(mL) | Date Analyzed: 06/17/2018 22:28
Soil Aliquot Vol: | Dilution Factor: 1
Soil Extract Vol.: | GC Column: DB-624 ID: 0.18(mm)
% Moisture: | Level: (low/med) Low
Analysis Batch No.: 332009 | Units: ug/L

CAS NO.	COMPOUND NAME	RESULT	Q	RL	MDL
630-20-6	1,1,1,2-Tetrachloroethane	1.0	U	1.0	0.14
71-55-6	1,1,1-Trichloroethane	1.0	U	1.0	0.24
79-34-5	1,1,2,2-Tetrachloroethane	1.0	U	1.0	0.13
76-13-1	1,1,2-Trichloro-1,2,2-trichfluoroethane	1.0	U	1.0	0.41
75-34-3	1,1-Dichloroethane	1.0	U	1.0	0.17
75-35-4	1,1-Dichloroethene	1.0	U	1.0	0.19
563-58-6	1,1-Dichloropropene	1.0	U	1.0	0.14
87-61-6	1,2,3-Trichlorobenzene	1.0	U	1.0	0.54
96-18-4	1,2,3-Trichloropropane	1.0	U	1.0	0.24
526-73-8	1,2,3-Trimethylbenzene	5.0	U	5.0	0.14
120-82-1	1,2,4-Trichlorobenzene	1.0	U	1.0	0.26
95-63-6	1,2,4-Trimethylbenzene	1.0	U	1.0	0.070
96-12-8	1,2-Dibromo-3-Chloropropane	5.0	U	5.0	0.91
95-50-1	1,2-Dichlorobenzene	1.0	U	1.0	0.15
107-06-2	1,2-Dichloroethane	1.0	U	1.0	0.21
78-87-5	1,2-Dichloropropane	1.0	U	1.0	0.15
541-73-1	1,3-Dichlorobenzene	1.0	U	1.0	0.15
142-28-9	1,3-Dichloropropane	1.0	U	1.0	0.21
106-46-7	1,4-Dichlorobenzene	1.0	U	1.0	0.16
594-20-7	2,2-Dichloropropane	1.0	U	1.0	0.31
110-75-8	2-Chloroethyl vinyl ether	10	U	10	0.26
95-49-8	2-Chlorotoluene	1.0	U	1.0	0.15
591-78-6	2-Hexanone	5.0	U	5.0	0.54
108-86-1	Bromobenzene	1.0	U	1.0	0.12
74-97-5	Bromochloromethane	1.0	U	1.0	0.14
106-43-4	4-Chlorotoluene	1.0	U	1.0	0.090
99-87-6	p-Isopropyltoluene	1.0	U	1.0	0.13
67-64-1	Acetone	5.0	U	5.0	5.4
71-43-2	Benzene	1.0	U	1.0	0.13
75-25-2	Bromoform	1.0	U	1.0	0.76
74-83-9	Bromomethane	1.0	U	1.0	0.42
75-15-0	Carbon disulfide	1.0	U	1.0	0.28
56-23-5	Carbon tetrachloride	1.0	U	1.0	0.26
108-90-7	Chlorobenzene	1.0	U	1.0	0.14
75-00-3	Chloroethane	1.0	U	1.0	0.83

FORM I
GC/MS VOA ORGANICS ANALYSIS DATA SHEET

Lab Name: TestAmerica Canton | Job No.: 240-96812-1

SDG No.:

Client Sample ID: MSA-SW44C-3_18 | Lab Sample ID: 240-96812-22

Matrix: Water | Lab File ID: U1264541.D

Analysis Method: 8260C | Date Collected: 06/07/2018 10:26

Sample wt/vol: 5(mL) | Date Analyzed: 06/17/2018 22:28

Soil Aliquot Vol: | Dilution Factor: 1

Soil Extract Vol.: | GC Column: DB-624 ID: 0.18(mm)

% Moisture: | Level: (low/med) Low

Analysis Batch No.: 332009 | Units: ug/L

CAS NO.	COMPOUND NAME	RESULT	Q	RL	MDL
67-66-3	Chloroform	1.0	U	1.0	0.13
74-87-3	Chloromethane	1.0	U	1.0	0.20
156-59-2	cis-1,2-Dichloroethene	1.0	U	1.0	0.16
10061-01-5	cis-1,3-Dichloropropene	1.0	U	1.0	0.61
87-68-3	Hexachlorobutadiene	1.0	U	1.0	0.83
74-95-3	Dibromomethane	1.0	U *	1.0	0.090
75-27-4	Bromodichloromethane	1.0	U	1.0	0.17
75-71-8	Dichlorodifluoromethane	1.0	U	1.0	0.35
100-41-4	Ethylbenzene	1.0	U	1.0	0.11
106-93-4	1,2-Dibromoethane	1.0	U	1.0	0.12
108-20-3	Diisopropyl ether	5.0	U	5.0	0.17
91-20-3	Naphthalene	1.0	U	1.0	0.32
179601-23-1	m-Xylene & p-Xylene	2.0	U	2.0	0.080
104-51-8	n-Butylbenzene	1.0	U	1.0	0.14
98-82-8	Isopropylbenzene	1.0	U	1.0	0.090
103-65-1	n-Propylbenzene	1.0	U	1.0	0.15
78-93-3	2-Butanone	5.0	U	5.0	1.2
108-10-1	4-Methyl-2-pentanone	5.0	U	5.0	0.42
135-98-8	sec-Butylbenzene	1.0	U	1.0	0.13
1634-04-4	Methyl tert-butyl ether	1.0	U	1.0	0.070
994-05-8	Tert-amyl-methyl ether (TAME)	5.0	U	5.0	0.11
75-09-2	Methylene Chloride	5.0	U	5.0	2.6
95-47-6	o-Xylene	1.0	U	1.0	0.090
100-42-5	Styrene	1.0	U	1.0	0.10
637-92-3	Ethyl-t-butyl ether (ETBE)	5.0	U	5.0	0.15
98-06-6	tert-Butylbenzene	1.0	U	1.0	0.14
127-18-4	Tetrachloroethene	1.0	U	1.0	0.15
108-88-3	Toluene	1.0	U	1.0	0.14
156-60-5	trans-1,2-Dichloroethene	1.0	U	1.0	0.19
10061-02-6	trans-1,3-Dichloropropene	1.0	U	1.0	0.67
79-01-6	Trichloroethene	1.0	U	1.0	0.10
75-69-4	Trichlorofluoromethane	1.0	U	1.0	0.45
108-05-4	Vinyl acetate	2.0	U	2.0	0.19
75-01-4	Vinyl chloride	0.50	U	0.50	0.20
75-65-0	tert-Butyl alcohol	20	U	20	1.7
1330-20-7	Xylenes, Total	2.0	U	2.0	0.15

FORM I
GC/MS VOA ORGANICS ANALYSIS DATA SHEET

Lab Name: TestAmerica Canton | Job No.: 240-96812-1

SDG No.:

Client Sample ID: MSA-SW44C-3_18 | Lab Sample ID: 240-96812-22

Matrix: Water | Lab File ID: U1264541.D

Analysis Method: 8260C | Date Collected: 06/07/2018 10:26

Sample wt/vol: 5(mL) | Date Analyzed: 06/17/2018 22:28

Soil Aliquot Vol: | Dilution Factor: 1

Soil Extract Vol.: | GC Column: DB-624 ID: 0.18(mm)

% Moisture: | Level: (low/med) Low

Analysis Batch No.: 332009 | Units: ug/L

CAS NO.	COMPOUND NAME	RESULT	Q	RL	MDL
124-48-1	Dibromochloromethane	1.0	U	1.0	0.39

CAS NO.	SURROGATE	%REC	Q	LIMITS
17060-07-0	1,2-Dichloroethane-d4 (Surr)	119		61-138
460-00-4	4-Bromofluorobenzene (Surr)	106		69-120
2037-26-5	Toluene-d8 (Surr)	122	X	73-120
1868-53-7	Dibromofluoromethane (Surr)	106		69-124

FORM I
GC/MS VOA ORGANICS ANALYSIS DATA SHEET
TENTATIVELY IDENTIFIED COMPOUNDS

Lab Name: TestAmerica Canton Job No.: 240-96812-1

SDG No.:

Client Sample ID: MSA-SW44C-3_18 Lab Sample ID: 240-96812-22

Matrix: Water Lab File ID: U1264541.D

Analysis Method: 8260C Date Collected: 06/07/2018 10:26

Sample wt/vol: 5(mL) Date Analyzed: 06/17/2018 22:28

Soil Aliquot Vol: Dilution Factor: 1

Soil Extract Vol.: GC Column: DB-624 ID: 0.18(mm)

% Moisture: Level: (low/med) Low

Analysis Batch No.: 332009 Units: ug/L

Number TICs Found: 0 TIC Result Total: 0

CAS NO.	COMPOUND NAME	RT	RESULT	Q	MATCH QUALITY
	Tentatively Identified Compound		None		

FORM I-TIC 8260C

FORM I
GC/MS VOA ORGANICS ANALYSIS DATA SHEET
TARGETED TENATIVELY IDENTIFIED COMPOUNDS

Lab Name: TestAmerica Canton Job No.: 240-96812-1

SDG No.:

Client Sample ID: MSA-SW44C-3_18 Lab Sample ID: 240-96812-22

Matrix: Water Lab File ID: U1264541.D

Analysis Method: 8260C Date Collected: 06/07/2018 10:26

Sample wt/vol: 5(mL) Date Analyzed: 06/17/2018 22:28

Soil Aliquot Vol: Dilution Factor: 1

Soil Extract Vol.: GC Column: DB-624 ID: 0.18(mm)

% Moisture: Level: (low/med) Low

Analysis Batch No.: 332009 Units: ug/L

CAS NO.	COMPOUND NAME	RT	RESULT	Q	MATCH QUALITY
75-45-6	Chlorodifluoromethane TIC		1.0	U	

FORM I-TIC 8260C

FORM I
GC/MS VOA ORGANICS ANALYSIS DATA SHEET

Lab Name: TestAmerica Canton | Job No.: 240-96812-1
SDG No.:
Client Sample ID: EL-SW01-D-3_18 | Lab Sample ID: 240-96812-23
Matrix: Water | Lab File ID: U1264542.D
Analysis Method: 8260C | Date Collected: 06/07/2018 09:32
Sample wt/vol: 5(mL) | Date Analyzed: 06/17/2018 22:51
Soil Aliquot Vol: | Dilution Factor: 1
Soil Extract Vol.: | GC Column: DB-624 ID: 0.18(mm)
% Moisture: | Level: (low/med) Low
Analysis Batch No.: 332009 | Units: ug/L

CAS NO.	COMPOUND NAME	RESULT	Q	RL	MDL
630-20-6	1,1,1,2-Tetrachloroethane	1.0	U	1.0	0.14
71-55-6	1,1,1-Trichloroethane	1.0	U	1.0	0.24
79-34-5	1,1,2,2-Tetrachloroethane	1.0	U	1.0	0.13
76-13-1	1,1,2-Trichloro-1,2,2-trichfluoroethane	1.0	U	1.0	0.41
75-34-3	1,1-Dichloroethane	1.0	U	1.0	0.17
75-35-4	1,1-Dichloroethene	1.0	U	1.0	0.19
563-58-6	1,1-Dichloropropene	1.0	U	1.0	0.14
87-61-6	1,2,3-Trichlorobenzene	1.0	U	1.0	0.54
96-18-4	1,2,3-Trichloropropane	1.0	U	1.0	0.24
526-73-8	1,2,3-Trimethylbenzene	5.0	U	5.0	0.14
120-82-1	1,2,4-Trichlorobenzene	1.0	U	1.0	0.26
95-63-6	1,2,4-Trimethylbenzene	1.0	U	1.0	0.070
96-12-8	1,2-Dibromo-3-Chloropropane	5.0	U	5.0	0.91
95-50-1	1,2-Dichlorobenzene	1.0	U	1.0	0.15
107-06-2	1,2-Dichloroethane	1.0	U	1.0	0.21
78-87-5	1,2-Dichloropropane	1.0	U	1.0	0.15
541-73-1	1,3-Dichlorobenzene	1.0	U	1.0	0.15
142-28-9	1,3-Dichloropropane	1.0	U	1.0	0.21
106-46-7	1,4-Dichlorobenzene	1.0	U	1.0	0.16
594-20-7	2,2-Dichloropropane	1.0	U	1.0	0.31
110-75-8	2-Chloroethyl vinyl ether	10	U	10	0.26
95-49-8	2-Chlorotoluene	1.0	U	1.0	0.15
591-78-6	2-Hexanone	5.0	U	5.0	0.54
108-86-1	Bromobenzene	1.0	U	1.0	0.12
74-97-5	Bromochloromethane	1.0	U	1.0	0.14
106-43-4	4-Chlorotoluene	1.0	U	1.0	0.090
99-87-6	p-Isopropyltoluene	1.0	U	1.0	0.13
67-64-1	Acetone	5.0	U	5.0	5.4
71-43-2	Benzene	1.0	U	1.0	0.13
75-25-2	Bromoform	1.0	U	1.0	0.76
74-83-9	Bromomethane	1.0	U	1.0	0.42
75-15-0	Carbon disulfide	1.0	U	1.0	0.28
56-23-5	Carbon tetrachloride	1.0	U	1.0	0.26
108-90-7	Chlorobenzene	1.0	U	1.0	0.14
75-00-3	Chloroethane	1.0	U	1.0	0.83

FORM I
GC/MS VOA ORGANICS ANALYSIS DATA SHEET

Lab Name: TestAmerica Canton | Job No.: 240-96812-1

SDG No.:

Client Sample ID: EL-SW01-D-3_18 | Lab Sample ID: 240-96812-23

Matrix: Water | Lab File ID: U1264542.D

Analysis Method: 8260C | Date Collected: 06/07/2018 09:32

Sample wt/vol: 5(mL) | Date Analyzed: 06/17/2018 22:51

Soil Aliquot Vol: | Dilution Factor: 1

Soil Extract Vol.: | GC Column: DB-624 ID: 0.18(mm)

% Moisture: | Level: (low/med) Low

Analysis Batch No.: 332009 | Units: ug/L

CAS NO.	COMPOUND NAME	RESULT	Q	RL	MDL
67-66-3	Chloroform	1.0	U	1.0	0.13
74-87-3	Chloromethane	1.0	U	1.0	0.20
156-59-2	cis-1,2-Dichloroethene	1.0	U	1.0	0.16
10061-01-5	cis-1,3-Dichloropropene	1.0	U	1.0	0.61
87-68-3	Hexachlorobutadiene	1.0	U	1.0	0.83
74-95-3	Dibromomethane	1.0	U *	1.0	0.090
75-27-4	Bromodichloromethane	1.0	U	1.0	0.17
75-71-8	Dichlorodifluoromethane	1.0	U	1.0	0.35
100-41-4	Ethylbenzene	1.0	U	1.0	0.11
106-93-4	1,2-Dibromoethane	1.0	U	1.0	0.12
108-20-3	Diisopropyl ether	5.0	U	5.0	0.17
91-20-3	Naphthalene	1.0	U	1.0	0.32
179601-23-1	m-Xylene & p-Xylene	2.0	U	2.0	0.080
104-51-8	n-Butylbenzene	1.0	U	1.0	0.14
98-82-8	Isopropylbenzene	1.0	U	1.0	0.090
103-65-1	n-Propylbenzene	1.0	U	1.0	0.15
78-93-3	2-Butanone	5.0	U	5.0	1.2
108-10-1	4-Methyl-2-pentanone	5.0	U	5.0	0.42
135-98-8	sec-Butylbenzene	1.0	U	1.0	0.13
1634-04-4	Methyl tert-butyl ether	1.0	U	1.0	0.070
994-05-8	Tert-amyl-methyl ether (TAME)	5.0	U	5.0	0.11
75-09-2	Methylene Chloride	5.0	U	5.0	2.6
95-47-6	o-Xylene	1.0	U	1.0	0.090
100-42-5	Styrene	1.0	U	1.0	0.10
637-92-3	Ethyl-t-butyl ether (ETBE)	5.0	U	5.0	0.15
98-06-6	tert-Butylbenzene	1.0	U	1.0	0.14
127-18-4	Tetrachloroethene	1.0	U	1.0	0.15
108-88-3	Toluene	1.0	U	1.0	0.14
156-60-5	trans-1,2-Dichloroethene	1.0	U	1.0	0.19
10061-02-6	trans-1,3-Dichloropropene	1.0	U	1.0	0.67
79-01-6	Trichloroethene	1.0	U	1.0	0.10
75-69-4	Trichlorofluoromethane	1.0	U	1.0	0.45
108-05-4	Vinyl acetate	2.0	U	2.0	0.19
75-01-4	Vinyl chloride	0.50	U	0.50	0.20
75-65-0	tert-Butyl alcohol	20	U	20	1.7
1330-20-7	Xylenes, Total	2.0	U	2.0	0.15

FORM I
GC/MS VOA ORGANICS ANALYSIS DATA SHEET

Lab Name: TestAmerica Canton | Job No.: 240-96812-1

SDG No.:

Client Sample ID: EL-SW01-D-3_18 | Lab Sample ID: 240-96812-23

Matrix: Water | Lab File ID: U1264542.D

Analysis Method: 8260C | Date Collected: 06/07/2018 09:32

Sample wt/vol: 5(mL) | Date Analyzed: 06/17/2018 22:51

Soil Aliquot Vol: | Dilution Factor: 1

Soil Extract Vol.: | GC Column: DB-624 ID: 0.18(mm)

% Moisture: | Level: (low/med) Low

Analysis Batch No.: 332009 | Units: ug/L

CAS NO.	COMPOUND NAME	RESULT	Q	RL	MDL
124-48-1	Dibromochloromethane	1.0	U	1.0	0.39

CAS NO.	SURROGATE	%REC	Q	LIMITS
17060-07-0	1,2-Dichloroethane-d4 (Surr)	104		61-138
460-00-4	4-Bromofluorobenzene (Surr)	98		69-120
2037-26-5	Toluene-d8 (Surr)	108		73-120
1868-53-7	Dibromofluoromethane (Surr)	97		69-124

FORM I
GC/MS VOA ORGANICS ANALYSIS DATA SHEET
TENTATIVELY IDENTIFIED COMPOUNDS

Lab Name: TestAmerica Canton Job No.: 240-96812-1

SDG No.:

Client Sample ID: EL-SW01-D-3_18 Lab Sample ID: 240-96812-23

Matrix: Water Lab File ID: U1264542.D

Analysis Method: 8260C Date Collected: 06/07/2018 09:32

Sample wt/vol: 5(mL) Date Analyzed: 06/17/2018 22:51

Soil Aliquot Vol: Dilution Factor: 1

Soil Extract Vol.: GC Column: DB-624 ID: 0.18(mm)

% Moisture: Level: (low/med) Low

Analysis Batch No.: 332009 Units: ug/L

Number TICs Found: 0 TIC Result Total: 0

CAS NO.	COMPOUND NAME	RT	RESULT	Q	MATCH QUALITY
	Tentatively Identified Compound		None		

FORM I-TIC 8260C

FORM I
GC/MS VOA ORGANICS ANALYSIS DATA SHEET
TARGETED TENATIVELY IDENTIFIED COMPOUNDS

Lab Name: TestAmerica Canton Job No.: 240-96812-1

SDG No.:

Client Sample ID: EL-SW01-D-3_18 Lab Sample ID: 240-96812-23

Matrix: Water Lab File ID: U1264542.D

Analysis Method: 8260C Date Collected: 06/07/2018 09:32

Sample wt/vol: 5(mL) Date Analyzed: 06/17/2018 22:51

Soil Aliquot Vol: Dilution Factor: 1

Soil Extract Vol.: GC Column: DB-624 ID: 0.18(mm)

% Moisture: Level: (low/med) Low

Analysis Batch No.: 332009 Units: ug/L

CAS NO.	COMPOUND NAME	RT	RESULT	Q	MATCH QUALITY
75-45-6	Chlorodifluoromethane TIC		1.0	U	

FORM I-TIC 8260C

FORM I
GC/MS VOA ORGANICS ANALYSIS DATA SHEET

Lab Name: TestAmerica Canton | Job No.: 240-96812-1

SDG No.:

Client Sample ID: MSA-SW-41A-3_18 | Lab Sample ID: 240-96812-24

Matrix: Water | Lab File ID: U1264543.D

Analysis Method: 8260C | Date Collected: 06/07/2018 10:53

Sample wt/vol: 5(mL) | Date Analyzed: 06/17/2018 23:15

Soil Aliquot Vol: | Dilution Factor: 1

Soil Extract Vol.: | GC Column: DB-624 ID: 0.18(mm)

% Moisture: | Level: (low/med) Low

Analysis Batch No.: 332009 | Units: ug/L

CAS NO.	COMPOUND NAME	RESULT	Q	RL	MDL
630-20-6	1,1,1,2-Tetrachloroethane	1.0	U	1.0	0.14
71-55-6	1,1,1-Trichloroethane	1.0	U	1.0	0.24
79-34-5	1,1,2,2-Tetrachloroethane	1.0	U	1.0	0.13
76-13-1	1,1,2-Trichloro-1,2,2-trichfluoroethane	1.0	U	1.0	0.41
75-34-3	1,1-Dichloroethane	1.0	U	1.0	0.17
75-35-4	1,1-Dichloroethene	1.0	U	1.0	0.19
563-58-6	1,1-Dichloropropene	1.0	U	1.0	0.14
87-61-6	1,2,3-Trichlorobenzene	1.0	U	1.0	0.54
96-18-4	1,2,3-Trichloropropane	1.0	U	1.0	0.24
526-73-8	1,2,3-Trimethylbenzene	5.0	U	5.0	0.14
120-82-1	1,2,4-Trichlorobenzene	1.0	U	1.0	0.26
95-63-6	1,2,4-Trimethylbenzene	1.0	U	1.0	0.070
96-12-8	1,2-Dibromo-3-Chloropropane	5.0	U	5.0	0.91
95-50-1	1,2-Dichlorobenzene	1.0	U	1.0	0.15
107-06-2	1,2-Dichloroethane	1.0	U	1.0	0.21
78-87-5	1,2-Dichloropropane	1.0	U	1.0	0.15
541-73-1	1,3-Dichlorobenzene	1.0	U	1.0	0.15
142-28-9	1,3-Dichloropropane	1.0	U	1.0	0.21
106-46-7	1,4-Dichlorobenzene	1.0	U	1.0	0.16
594-20-7	2,2-Dichloropropane	1.0	U	1.0	0.31
110-75-8	2-Chloroethyl vinyl ether	10	U	10	0.26
95-49-8	2-Chlorotoluene	1.0	U	1.0	0.15
591-78-6	2-Hexanone	5.0	U	5.0	0.54
108-86-1	Bromobenzene	1.0	U	1.0	0.12
74-97-5	Bromochloromethane	1.0	U	1.0	0.14
106-43-4	4-Chlorotoluene	1.0	U	1.0	0.090
99-87-6	p-Isopropyltoluene	1.0	U	1.0	0.13
67-64-1	Acetone	5.0	U	5.0	5.4
71-43-2	Benzene	1.0	U	1.0	0.13
75-25-2	Bromoform	1.0	U	1.0	0.76
74-83-9	Bromomethane	1.0	U	1.0	0.42
75-15-0	Carbon disulfide	1.0	U	1.0	0.28
56-23-5	Carbon tetrachloride	1.0	U	1.0	0.26
108-90-7	Chlorobenzene	1.0	U	1.0	0.14
75-00-3	Chloroethane	1.0	U	1.0	0.83

FORM I
GC/MS VOA ORGANICS ANALYSIS DATA SHEET

Lab Name: TestAmerica Canton | Job No.: 240-96812-1

SDG No.:

Client Sample ID: MSA-SW-41A-3_18 | Lab Sample ID: 240-96812-24

Matrix: Water | Lab File ID: U1264543.D

Analysis Method: 8260C | Date Collected: 06/07/2018 10:53

Sample wt/vol: 5(mL) | Date Analyzed: 06/17/2018 23:15

Soil Aliquot Vol: | Dilution Factor: 1

Soil Extract Vol.: | GC Column: DB-624 ID: 0.18(mm)

% Moisture: | Level: (low/med) Low

Analysis Batch No.: 332009 | Units: ug/L

CAS NO.	COMPOUND NAME	RESULT	Q	RL	MDL
67-66-3	Chloroform	1.0	U	1.0	0.13
74-87-3	Chloromethane	1.0	U	1.0	0.20
156-59-2	cis-1,2-Dichloroethene	1.0	U	1.0	0.16
10061-01-5	cis-1,3-Dichloropropene	1.0	U	1.0	0.61
87-68-3	Hexachlorobutadiene	1.0	U	1.0	0.83
74-95-3	Dibromomethane	1.0	U *	1.0	0.090
75-27-4	Bromodichloromethane	1.0	U	1.0	0.17
75-71-8	Dichlorodifluoromethane	1.0	U	1.0	0.35
100-41-4	Ethylbenzene	1.0	U	1.0	0.11
106-93-4	1,2-Dibromoethane	1.0	U	1.0	0.12
108-20-3	Diisopropyl ether	5.0	U	5.0	0.17
91-20-3	Naphthalene	1.0	U	1.0	0.32
179601-23-1	m-Xylene & p-Xylene	2.0	U	2.0	0.080
104-51-8	n-Butylbenzene	1.0	U	1.0	0.14
98-82-8	Isopropylbenzene	1.0	U	1.0	0.090
103-65-1	n-Propylbenzene	1.0	U	1.0	0.15
78-93-3	2-Butanone	5.0	U	5.0	1.2
108-10-1	4-Methyl-2-pentanone	5.0	U	5.0	0.42
135-98-8	sec-Butylbenzene	1.0	U	1.0	0.13
1634-04-4	Methyl tert-butyl ether	1.0	U	1.0	0.070
994-05-8	Tert-amyl-methyl ether (TAME)	5.0	U	5.0	0.11
75-09-2	Methylene Chloride	5.0	U	5.0	2.6
95-47-6	o-Xylene	1.0	U	1.0	0.090
100-42-5	Styrene	1.0	U	1.0	0.10
637-92-3	Ethyl-t-butyl ether (ETBE)	5.0	U	5.0	0.15
98-06-6	tert-Butylbenzene	1.0	U	1.0	0.14
127-18-4	Tetrachloroethene	1.0	U	1.0	0.15
108-88-3	Toluene	1.0	U	1.0	0.14
156-60-5	trans-1,2-Dichloroethene	1.0	U	1.0	0.19
10061-02-6	trans-1,3-Dichloropropene	1.0	U	1.0	0.67
79-01-6	Trichloroethene	1.0	U	1.0	0.10
75-69-4	Trichlorofluoromethane	1.0	U	1.0	0.45
108-05-4	Vinyl acetate	2.0	U	2.0	0.19
75-01-4	Vinyl chloride	0.50	U	0.50	0.20
75-65-0	tert-Butyl alcohol	20	U	20	1.7
1330-20-7	Xylenes, Total	2.0	U	2.0	0.15

FORM I
GC/MS VOA ORGANICS ANALYSIS DATA SHEET

Lab Name: TestAmerica Canton | Job No.: 240-96812-1

SDG No.:

Client Sample ID: MSA-SW-41A-3_18 | Lab Sample ID: 240-96812-24

Matrix: Water | Lab File ID: U1264543.D

Analysis Method: 8260C | Date Collected: 06/07/2018 10:53

Sample wt/vol: 5(mL) | Date Analyzed: 06/17/2018 23:15

Soil Aliquot Vol: | Dilution Factor: 1

Soil Extract Vol.: | GC Column: DB-624 ID: 0.18(mm)

% Moisture: | Level: (low/med) Low

Analysis Batch No.: 332009 | Units: ug/L

CAS NO.	COMPOUND NAME	RESULT	Q	RL	MDL
124-48-1	Dibromochloromethane	1.0	U	1.0	0.39

CAS NO.	SURROGATE	%REC	Q	LIMITS
17060-07-0	1,2-Dichloroethane-d4 (Surr)	112		61-138
460-00-4	4-Bromofluorobenzene (Surr)	106		69-120
2037-26-5	Toluene-d8 (Surr)	120		73-120
1868-53-7	Dibromofluoromethane (Surr)	102		69-124

FORM I
GC/MS VOA ORGANICS ANALYSIS DATA SHEET
TENTATIVELY IDENTIFIED COMPOUNDS

Lab Name: TestAmerica Canton Job No.: 240-96812-1

SDG No.:

Client Sample ID: MSA-SW-41A-3_18 Lab Sample ID: 240-96812-24

Matrix: Water Lab File ID: U1264543.D

Analysis Method: 8260C Date Collected: 06/07/2018 10:53

Sample wt/vol: 5(mL) Date Analyzed: 06/17/2018 23:15

Soil Aliquot Vol: Dilution Factor: 1

Soil Extract Vol.: GC Column: DB-624 ID: 0.18(mm)

% Moisture: Level: (low/med) Low

Analysis Batch No.: 332009 Units: ug/L

Number TICs Found: 0 TIC Result Total: 0

CAS NO.	COMPOUND NAME	RT	RESULT	Q	MATCH QUALITY
	Tentatively Identified Compound		None		

FORM I-TIC 8260C

FORM I
GC/MS VOA ORGANICS ANALYSIS DATA SHEET
TARGETED TENATIVELY IDENTIFIED COMPOUNDS

Lab Name: TestAmerica Canton Job No.: 240-96812-1

SDG No.:

Client Sample ID: MSA-SW-41A-3_18 Lab Sample ID: 240-96812-24

Matrix: Water Lab File ID: U1264543.D

Analysis Method: 8260C Date Collected: 06/07/2018 10:53

Sample wt/vol: 5(mL) Date Analyzed: 06/17/2018 23:15

Soil Aliquot Vol: Dilution Factor: 1

Soil Extract Vol.: GC Column: DB-624 ID: 0.18(mm)

% Moisture: Level: (low/med) Low

Analysis Batch No.: 332009 Units: ug/L

CAS NO.	COMPOUND NAME	RT	RESULT	Q	MATCH QUALITY
75-45-6	Chlorodifluoromethane TIC		1.0	U	

FORM I-TIC 8260C

FORM I
GC/MS VOA ORGANICS ANALYSIS DATA SHEET

Lab Name: TestAmerica Canton | Job No.: 240-96812-1

SDG No.:

Client Sample ID: MSA-SW-41B-3_18 | Lab Sample ID: 240-96812-25

Matrix: Water | Lab File ID: U1264544.D

Analysis Method: 8260C | Date Collected: 06/07/2018 10:57

Sample wt/vol: 5(mL) | Date Analyzed: 06/17/2018 23:38

Soil Aliquot Vol: | Dilution Factor: 1

Soil Extract Vol.: | GC Column: DB-624 ID: 0.18(mm)

% Moisture: | Level: (low/med) Low

Analysis Batch No.: 332009 | Units: ug/L

CAS NO.	COMPOUND NAME	RESULT	Q	RL	MDL
630-20-6	1,1,1,2-Tetrachloroethane	1.0	U	1.0	0.14
71-55-6	1,1,1-Trichloroethane	1.0	U	1.0	0.24
79-34-5	1,1,2,2-Tetrachloroethane	1.0	U	1.0	0.13
76-13-1	1,1,2-Trichloro-1,2,2-trichfluoroethane	1.0	U	1.0	0.41
75-34-3	1,1-Dichloroethane	1.0	U	1.0	0.17
75-35-4	1,1-Dichloroethene	1.0	U	1.0	0.19
563-58-6	1,1-Dichloropropene	1.0	U	1.0	0.14
87-61-6	1,2,3-Trichlorobenzene	1.0	U	1.0	0.54
96-18-4	1,2,3-Trichloropropane	1.0	U	1.0	0.24
526-73-8	1,2,3-Trimethylbenzene	5.0	U	5.0	0.14
120-82-1	1,2,4-Trichlorobenzene	1.0	U	1.0	0.26
95-63-6	1,2,4-Trimethylbenzene	1.0	U	1.0	0.070
96-12-8	1,2-Dibromo-3-Chloropropane	5.0	U	5.0	0.91
95-50-1	1,2-Dichlorobenzene	1.0	U	1.0	0.15
107-06-2	1,2-Dichloroethane	1.0	U	1.0	0.21
78-87-5	1,2-Dichloropropane	1.0	U	1.0	0.15
541-73-1	1,3-Dichlorobenzene	1.0	U	1.0	0.15
142-28-9	1,3-Dichloropropane	1.0	U	1.0	0.21
106-46-7	1,4-Dichlorobenzene	1.0	U	1.0	0.16
594-20-7	2,2-Dichloropropane	1.0	U	1.0	0.31
110-75-8	2-Chloroethyl vinyl ether	10	U	10	0.26
95-49-8	2-Chlorotoluene	1.0	U	1.0	0.15
591-78-6	2-Hexanone	5.0	U	5.0	0.54
108-86-1	Bromobenzene	1.0	U	1.0	0.12
74-97-5	Bromochloromethane	1.0	U	1.0	0.14
106-43-4	4-Chlorotoluene	1.0	U	1.0	0.090
99-87-6	p-Isopropyltoluene	1.0	U	1.0	0.13
67-64-1	Acetone	5.0	U	5.0	5.4
71-43-2	Benzene	1.0	U	1.0	0.13
75-25-2	Bromoform	1.0	U	1.0	0.76
74-83-9	Bromomethane	1.0	U	1.0	0.42
75-15-0	Carbon disulfide	1.0	U	1.0	0.28
56-23-5	Carbon tetrachloride	1.0	U	1.0	0.26
108-90-7	Chlorobenzene	1.0	U	1.0	0.14
75-00-3	Chloroethane	1.0	U	1.0	0.83

FORM I
GC/MS VOA ORGANICS ANALYSIS DATA SHEET

Lab Name: TestAmerica Canton | Job No.: 240-96812-1

SDG No.:

Client Sample ID: MSA-SW-41B-3_18 | Lab Sample ID: 240-96812-25

Matrix: Water | Lab File ID: U1264544.D

Analysis Method: 8260C | Date Collected: 06/07/2018 10:57

Sample wt/vol: 5(mL) | Date Analyzed: 06/17/2018 23:38

Soil Aliquot Vol: | Dilution Factor: 1

Soil Extract Vol.: | GC Column: DB-624 ID: 0.18(mm)

% Moisture: | Level: (low/med) Low

Analysis Batch No.: 332009 | Units: ug/L

CAS NO.	COMPOUND NAME	RESULT	Q	RL	MDL
67-66-3	Chloroform	1.0	U	1.0	0.13
74-87-3	Chloromethane	1.0	U	1.0	0.20
156-59-2	cis-1,2-Dichloroethene	1.0	U	1.0	0.16
10061-01-5	cis-1,3-Dichloropropene	1.0	U	1.0	0.61
87-68-3	Hexachlorobutadiene	1.0	U	1.0	0.83
74-95-3	Dibromomethane	1.0	U *	1.0	0.090
75-27-4	Bromodichloromethane	1.0	U	1.0	0.17
75-71-8	Dichlorodifluoromethane	1.0	U	1.0	0.35
100-41-4	Ethylbenzene	1.0	U	1.0	0.11
106-93-4	1,2-Dibromoethane	1.0	U	1.0	0.12
108-20-3	Diisopropyl ether	5.0	U	5.0	0.17
91-20-3	Naphthalene	1.0	U	1.0	0.32
179601-23-1	m-Xylene & p-Xylene	2.0	U	2.0	0.080
104-51-8	n-Butylbenzene	1.0	U	1.0	0.14
98-82-8	Isopropylbenzene	1.0	U	1.0	0.090
103-65-1	n-Propylbenzene	1.0	U	1.0	0.15
78-93-3	2-Butanone	5.0	U	5.0	1.2
108-10-1	4-Methyl-2-pentanone	5.0	U	5.0	0.42
135-98-8	sec-Butylbenzene	1.0	U	1.0	0.13
1634-04-4	Methyl tert-butyl ether	1.0	U	1.0	0.070
994-05-8	Tert-amyl-methyl ether (TAME)	5.0	U	5.0	0.11
75-09-2	Methylene Chloride	5.0	U	5.0	2.6
95-47-6	o-Xylene	1.0	U	1.0	0.090
100-42-5	Styrene	1.0	U	1.0	0.10
637-92-3	Ethyl-t-butyl ether (ETBE)	5.0	U	5.0	0.15
98-06-6	tert-Butylbenzene	1.0	U	1.0	0.14
127-18-4	Tetrachloroethene	1.0	U	1.0	0.15
108-88-3	Toluene	1.0	U	1.0	0.14
156-60-5	trans-1,2-Dichloroethene	1.0	U	1.0	0.19
10061-02-6	trans-1,3-Dichloropropene	1.0	U	1.0	0.67
79-01-6	Trichloroethene	1.0	U	1.0	0.10
75-69-4	Trichlorofluoromethane	1.0	U	1.0	0.45
108-05-4	Vinyl acetate	2.0	U	2.0	0.19
75-01-4	Vinyl chloride	0.50	U	0.50	0.20
75-65-0	tert-Butyl alcohol	20	U	20	1.7
1330-20-7	Xylenes, Total	2.0	U	2.0	0.15

FORM I
GC/MS VOA ORGANICS ANALYSIS DATA SHEET

Lab Name: TestAmerica Canton | Job No.: 240-96812-1

SDG No.:

Client Sample ID: MSA-SW-41B-3_18 | Lab Sample ID: 240-96812-25

Matrix: Water | Lab File ID: U1264544.D

Analysis Method: 8260C | Date Collected: 06/07/2018 10:57

Sample wt/vol: 5(mL) | Date Analyzed: 06/17/2018 23:38

Soil Aliquot Vol: | Dilution Factor: 1

Soil Extract Vol.: | GC Column: DB-624 ID: 0.18(mm)

% Moisture: | Level: (low/med) Low

Analysis Batch No.: 332009 | Units: ug/L

CAS NO.	COMPOUND NAME	RESULT	Q	RL	MDL
124-48-1	Dibromochloromethane	1.0	U	1.0	0.39

CAS NO.	SURROGATE	%REC	Q	LIMITS
17060-07-0	1,2-Dichloroethane-d4 (Surr)	96		61-138
460-00-4	4-Bromofluorobenzene (Surr)	82		69-120
2037-26-5	Toluene-d8 (Surr)	96		73-120
1868-53-7	Dibromofluoromethane (Surr)	87		69-124

FORM I
GC/MS VOA ORGANICS ANALYSIS DATA SHEET
TENTATIVELY IDENTIFIED COMPOUNDS

Lab Name: TestAmerica Canton Job No.: 240-96812-1

SDG No.:

Client Sample ID: MSA-SW-41B-3_18 Lab Sample ID: 240-96812-25

Matrix: Water Lab File ID: U1264544.D

Analysis Method: 8260C Date Collected: 06/07/2018 10:57

Sample wt/vol: 5(mL) Date Analyzed: 06/17/2018 23:38

Soil Aliquot Vol: Dilution Factor: 1

Soil Extract Vol.: GC Column: DB-624 ID: 0.18(mm)

% Moisture: Level: (low/med) Low

Analysis Batch No.: 332009 Units: ug/L

Number TICs Found: 0 TIC Result Total: 0

CAS NO.	COMPOUND NAME	RT	RESULT	Q	MATCH QUALITY
	Tentatively Identified Compound		None		

FORM I-TIC 8260C

FORM I
GC/MS VOA ORGANICS ANALYSIS DATA SHEET
TARGETED TENATIVELY IDENTIFIED COMPOUNDS

Lab Name: TestAmerica Canton Job No.: 240-96812-1

SDG No.:

Client Sample ID: MSA-SW-41B-3_18 Lab Sample ID: 240-96812-25

Matrix: Water Lab File ID: U1264544.D

Analysis Method: 8260C Date Collected: 06/07/2018 10:57

Sample wt/vol: 5(mL) Date Analyzed: 06/17/2018 23:38

Soil Aliquot Vol: Dilution Factor: 1

Soil Extract Vol.: GC Column: DB-624 ID: 0.18(mm)

% Moisture: Level: (low/med) Low

Analysis Batch No.: 332009 Units: ug/L

CAS NO.	COMPOUND NAME	RT	RESULT	Q	MATCH QUALITY
75-45-6	Chlorodifluoromethane TIC		1.0	U	

FORM I-TIC 8260C

FORM I
GC/MS VOA ORGANICS ANALYSIS DATA SHEET

Lab Name: TestAmerica Canton | Job No.: 240-96812-1
SDG No.:
Client Sample ID: MSA-SW-41C-3_18 | Lab Sample ID: 240-96812-26
Matrix: Water | Lab File ID: U1264563.D
Analysis Method: 8260C | Date Collected: 06/07/2018 11:01
Sample wt/vol: 5(mL) | Date Analyzed: 06/18/2018 13:11
Soil Aliquot Vol: | Dilution Factor: 1
Soil Extract Vol.: | GC Column: DB-624 ID: 0.18(mm)
% Moisture: | Level: (low/med) Low
Analysis Batch No.: 332047 | Units: ug/L

CAS NO.	COMPOUND NAME	RESULT	Q	RL	MDL
630-20-6	1,1,1,2-Tetrachloroethane	1.0	U	1.0	0.14
71-55-6	1,1,1-Trichloroethane	1.0	U	1.0	0.24
79-34-5	1,1,2,2-Tetrachloroethane	1.0	U	1.0	0.13
76-13-1	1,1,2-Trichloro-1,2,2-trichfluoroethane	1.0	U	1.0	0.41
75-34-3	1,1-Dichloroethane	1.0	U	1.0	0.17
75-35-4	1,1-Dichloroethene	1.0	U	1.0	0.19
563-58-6	1,1-Dichloropropene	1.0	U	1.0	0.14
87-61-6	1,2,3-Trichlorobenzene	1.0	U	1.0	0.54
96-18-4	1,2,3-Trichloropropane	1.0	U	1.0	0.24
526-73-8	1,2,3-Trimethylbenzene	5.0	U	5.0	0.14
120-82-1	1,2,4-Trichlorobenzene	1.0	U	1.0	0.26
95-63-6	1,2,4-Trimethylbenzene	1.0	U	1.0	0.070
96-12-8	1,2-Dibromo-3-Chloropropane	5.0	U	5.0	0.91
95-50-1	1,2-Dichlorobenzene	1.0	U	1.0	0.15
107-06-2	1,2-Dichloroethane	1.0	U	1.0	0.21
78-87-5	1,2-Dichloropropane	1.0	U	1.0	0.15
541-73-1	1,3-Dichlorobenzene	1.0	U	1.0	0.15
142-28-9	1,3-Dichloropropane	1.0	U	1.0	0.21
106-46-7	1,4-Dichlorobenzene	1.0	U	1.0	0.16
594-20-7	2,2-Dichloropropane	1.0	U	1.0	0.31
110-75-8	2-Chloroethyl vinyl ether	10	U	10	0.26
95-49-8	2-Chlorotoluene	1.0	U	1.0	0.15
591-78-6	2-Hexanone	5.0	U	5.0	0.54
108-86-1	Bromobenzene	1.0	U	1.0	0.12
74-97-5	Bromochloromethane	1.0	U	1.0	0.14
106-43-4	4-Chlorotoluene	1.0	U	1.0	0.090
99-87-6	p-Isopropyltoluene	1.0	U	1.0	0.13
67-64-1	Acetone	5.0	U	5.0	5.4
71-43-2	Benzene	1.0	U	1.0	0.13
75-25-2	Bromoform	1.0	U	1.0	0.76
74-83-9	Bromomethane	1.0	U	1.0	0.42
75-15-0	Carbon disulfide	1.0	U	1.0	0.28
56-23-5	Carbon tetrachloride	1.0	U	1.0	0.26
108-90-7	Chlorobenzene	1.0	U	1.0	0.14
75-00-3	Chloroethane	1.0	U	1.0	0.83

FORM I
GC/MS VOA ORGANICS ANALYSIS DATA SHEET

Lab Name: TestAmerica Canton | Job No.: 240-96812-1

SDG No.:

Client Sample ID: MSA-SW-41C-3_18 | Lab Sample ID: 240-96812-26

Matrix: Water | Lab File ID: U1264563.D

Analysis Method: 8260C | Date Collected: 06/07/2018 11:01

Sample wt/vol: 5(mL) | Date Analyzed: 06/18/2018 13:11

Soil Aliquot Vol: | Dilution Factor: 1

Soil Extract Vol.: | GC Column: DB-624 ID: 0.18(mm)

% Moisture: | Level: (low/med) Low

Analysis Batch No.: 332047 | Units: ug/L

CAS NO.	COMPOUND NAME	RESULT	Q	RL	MDL
67-66-3	Chloroform	1.0	U	1.0	0.13
74-87-3	Chloromethane	1.0	U	1.0	0.20
156-59-2	cis-1,2-Dichloroethene	1.0	U	1.0	0.16
10061-01-5	cis-1,3-Dichloropropene	1.0	U	1.0	0.61
87-68-3	Hexachlorobutadiene	1.0	U	1.0	0.83
74-95-3	Dibromomethane	1.0	U *	1.0	0.090
75-27-4	Bromodichloromethane	1.0	U	1.0	0.17
75-71-8	Dichlorodifluoromethane	1.0	U	1.0	0.35
100-41-4	Ethylbenzene	1.0	U	1.0	0.11
106-93-4	1,2-Dibromoethane	1.0	U	1.0	0.12
108-20-3	Diisopropyl ether	5.0	U	5.0	0.17
91-20-3	Naphthalene	1.0	U	1.0	0.32
179601-23-1	m-Xylene & p-Xylene	2.0	U	2.0	0.080
104-51-8	n-Butylbenzene	1.0	U	1.0	0.14
98-82-8	Isopropylbenzene	1.0	U	1.0	0.090
103-65-1	n-Propylbenzene	1.0	U	1.0	0.15
78-93-3	2-Butanone	5.0	U	5.0	1.2
108-10-1	4-Methyl-2-pentanone	5.0	U	5.0	0.42
135-98-8	sec-Butylbenzene	1.0	U	1.0	0.13
1634-04-4	Methyl tert-butyl ether	1.0	U	1.0	0.070
994-05-8	Tert-amyl-methyl ether (TAME)	5.0	U	5.0	0.11
75-09-2	Methylene Chloride	5.0	U	5.0	2.6
95-47-6	o-Xylene	1.0	U	1.0	0.090
100-42-5	Styrene	1.0	U	1.0	0.10
637-92-3	Ethyl-t-butyl ether (ETBE)	5.0	U	5.0	0.15
98-06-6	tert-Butylbenzene	1.0	U	1.0	0.14
127-18-4	Tetrachloroethene	1.0	U	1.0	0.15
108-88-3	Toluene	1.0	U	1.0	0.14
156-60-5	trans-1,2-Dichloroethene	1.0	U	1.0	0.19
10061-02-6	trans-1,3-Dichloropropene	1.0	U	1.0	0.67
79-01-6	Trichloroethene	1.0	U	1.0	0.10
75-69-4	Trichlorofluoromethane	1.0	U	1.0	0.45
108-05-4	Vinyl acetate	2.0	U	2.0	0.19
75-01-4	Vinyl chloride	0.50	U	0.50	0.20
75-65-0	tert-Butyl alcohol	20	U	20	1.7
1330-20-7	Xylenes, Total	2.0	U	2.0	0.15

FORM I
GC/MS VOA ORGANICS ANALYSIS DATA SHEET

Lab Name: TestAmerica Canton | Job No.: 240-96812-1

SDG No.:

Client Sample ID: MSA-SW-41C-3_18 | Lab Sample ID: 240-96812-26

Matrix: Water | Lab File ID: U1264563.D

Analysis Method: 8260C | Date Collected: 06/07/2018 11:01

Sample wt/vol: 5(mL) | Date Analyzed: 06/18/2018 13:11

Soil Aliquot Vol: | Dilution Factor: 1

Soil Extract Vol.: | GC Column: DB-624 ID: 0.18(mm)

% Moisture: | Level: (low/med) Low

Analysis Batch No.: 332047 | Units: ug/L

CAS NO.	COMPOUND NAME	RESULT	Q	RL	MDL
124-48-1	Dibromochloromethane	1.0	U	1.0	0.39

CAS NO.	SURROGATE	%REC	Q	LIMITS
17060-07-0	1,2-Dichloroethane-d4 (Surr)	93		61-138
460-00-4	4-Bromofluorobenzene (Surr)	84		69-120
2037-26-5	Toluene-d8 (Surr)	94		73-120
1868-53-7	Dibromofluoromethane (Surr)	82		69-124

FORM I
GC/MS VOA ORGANICS ANALYSIS DATA SHEET
TENTATIVELY IDENTIFIED COMPOUNDS

Lab Name: TestAmerica Canton Job No.: 240-96812-1

SDG No.:

Client Sample ID: MSA-SW-41C-3_18 Lab Sample ID: 240-96812-26

Matrix: Water Lab File ID: U1264563.D

Analysis Method: 8260C Date Collected: 06/07/2018 11:01

Sample wt/vol: 5(mL) Date Analyzed: 06/18/2018 13:11

Soil Aliquot Vol: Dilution Factor: 1

Soil Extract Vol.: GC Column: DB-624 ID: 0.18(mm)

% Moisture: Level: (low/med) Low

Analysis Batch No.: 332047 Units: ug/L

Number TICs Found: 0 TIC Result Total: 0

CAS NO.	COMPOUND NAME	RT	RESULT	Q	MATCH QUALITY
	Tentatively Identified Compound		None		

FORM I-TIC 8260C

FORM I
GC/MS VOA ORGANICS ANALYSIS DATA SHEET
TARGETED TENATIVELY IDENTIFIED COMPOUNDS

Lab Name: TestAmerica Canton Job No.: 240-96812-1

SDG No.:

Client Sample ID: MSA-SW-41C-3_18 Lab Sample ID: 240-96812-26

Matrix: Water Lab File ID: U1264563.D

Analysis Method: 8260C Date Collected: 06/07/2018 11:01

Sample wt/vol: 5(mL) Date Analyzed: 06/18/2018 13:11

Soil Aliquot Vol: Dilution Factor: 1

Soil Extract Vol.: GC Column: DB-624 ID: 0.18(mm)

% Moisture: Level: (low/med) Low

Analysis Batch No.: 332047 Units: ug/L

CAS NO.	COMPOUND NAME	RT	RESULT	Q	MATCH QUALITY
75-45-6	Chlorodifluoromethane TIC		1.0	U	

FORM I
GC/MS VOA ORGANICS ANALYSIS DATA SHEET

Lab Name: TestAmerica Canton | Job No.: 240-96812-1

SDG No.:

Client Sample ID: MSA-SW-41D-3_18 | Lab Sample ID: 240-96812-27

Matrix: Water | Lab File ID: U1264564.D

Analysis Method: 8260C | Date Collected: 06/07/2018 11:05

Sample wt/vol: 5(mL) | Date Analyzed: 06/18/2018 13:34

Soil Aliquot Vol: | Dilution Factor: 1

Soil Extract Vol.: | GC Column: DB-624 ID: 0.18(mm)

% Moisture: | Level: (low/med) Low

Analysis Batch No.: 332047 | Units: ug/L

CAS NO.	COMPOUND NAME	RESULT	Q	RL	MDL
630-20-6	1,1,1,2-Tetrachloroethane	1.0	U	1.0	0.14
71-55-6	1,1,1-Trichloroethane	1.0	U	1.0	0.24
79-34-5	1,1,2,2-Tetrachloroethane	1.0	U	1.0	0.13
76-13-1	1,1,2-Trichloro-1,2,2-trichfluoroethane	1.0	U	1.0	0.41
75-34-3	1,1-Dichloroethane	1.0	U	1.0	0.17
75-35-4	1,1-Dichloroethene	1.0	U	1.0	0.19
563-58-6	1,1-Dichloropropene	1.0	U	1.0	0.14
87-61-6	1,2,3-Trichlorobenzene	1.0	U	1.0	0.54
96-18-4	1,2,3-Trichloropropane	1.0	U	1.0	0.24
526-73-8	1,2,3-Trimethylbenzene	5.0	U	5.0	0.14
120-82-1	1,2,4-Trichlorobenzene	1.0	U	1.0	0.26
95-63-6	1,2,4-Trimethylbenzene	1.0	U	1.0	0.070
96-12-8	1,2-Dibromo-3-Chloropropane	5.0	U	5.0	0.91
95-50-1	1,2-Dichlorobenzene	1.0	U	1.0	0.15
107-06-2	1,2-Dichloroethane	1.0	U	1.0	0.21
78-87-5	1,2-Dichloropropane	1.0	U	1.0	0.15
541-73-1	1,3-Dichlorobenzene	1.0	U	1.0	0.15
142-28-9	1,3-Dichloropropane	1.0	U	1.0	0.21
106-46-7	1,4-Dichlorobenzene	1.0	U	1.0	0.16
594-20-7	2,2-Dichloropropane	1.0	U	1.0	0.31
110-75-8	2-Chloroethyl vinyl ether	10	U	10	0.26
95-49-8	2-Chlorotoluene	1.0	U	1.0	0.15
591-78-6	2-Hexanone	5.0	U	5.0	0.54
108-86-1	Bromobenzene	1.0	U	1.0	0.12
74-97-5	Bromochloromethane	1.0	U	1.0	0.14
106-43-4	4-Chlorotoluene	1.0	U	1.0	0.090
99-87-6	p-Isopropyltoluene	1.0	U	1.0	0.13
67-64-1	Acetone	5.0	U	5.0	5.4
71-43-2	Benzene	1.0	U	1.0	0.13
75-25-2	Bromoform	1.0	U	1.0	0.76
74-83-9	Bromomethane	1.0	U	1.0	0.42
75-15-0	Carbon disulfide	1.0	U	1.0	0.28
56-23-5	Carbon tetrachloride	1.0	U	1.0	0.26
108-90-7	Chlorobenzene	1.0	U	1.0	0.14
75-00-3	Chloroethane	1.0	U	1.0	0.83

FORM I
GC/MS VOA ORGANICS ANALYSIS DATA SHEET

Lab Name: TestAmerica Canton | Job No.: 240-96812-1

SDG No.:

Client Sample ID: MSA-SW-41D-3_18 | Lab Sample ID: 240-96812-27

Matrix: Water | Lab File ID: U1264564.D

Analysis Method: 8260C | Date Collected: 06/07/2018 11:05

Sample wt/vol: 5(mL) | Date Analyzed: 06/18/2018 13:34

Soil Aliquot Vol: | Dilution Factor: 1

Soil Extract Vol.: | GC Column: DB-624 ID: 0.18(mm)

% Moisture: | Level: (low/med) Low

Analysis Batch No.: 332047 | Units: ug/L

CAS NO.	COMPOUND NAME	RESULT	Q	RL	MDL
67-66-3	Chloroform	1.0	U	1.0	0.13
74-87-3	Chloromethane	1.0	U	1.0	0.20
156-59-2	cis-1,2-Dichloroethene	1.0	U	1.0	0.16
10061-01-5	cis-1,3-Dichloropropene	1.0	U	1.0	0.61
87-68-3	Hexachlorobutadiene	1.0	U	1.0	0.83
74-95-3	Dibromomethane	1.0	U *	1.0	0.090
75-27-4	Bromodichloromethane	1.0	U	1.0	0.17
75-71-8	Dichlorodifluoromethane	1.0	U	1.0	0.35
100-41-4	Ethylbenzene	1.0	U	1.0	0.11
106-93-4	1,2-Dibromoethane	1.0	U	1.0	0.12
108-20-3	Diisopropyl ether	5.0	U	5.0	0.17
91-20-3	Naphthalene	1.0	U	1.0	0.32
179601-23-1	m-Xylene & p-Xylene	2.0	U	2.0	0.080
104-51-8	n-Butylbenzene	1.0	U	1.0	0.14
98-82-8	Isopropylbenzene	1.0	U	1.0	0.090
103-65-1	n-Propylbenzene	1.0	U	1.0	0.15
78-93-3	2-Butanone	5.0	U	5.0	1.2
108-10-1	4-Methyl-2-pentanone	5.0	U	5.0	0.42
135-98-8	sec-Butylbenzene	1.0	U	1.0	0.13
1634-04-4	Methyl tert-butyl ether	1.0	U	1.0	0.070
994-05-8	Tert-amyl-methyl ether (TAME)	5.0	U	5.0	0.11
75-09-2	Methylene Chloride	5.0	U	5.0	2.6
95-47-6	o-Xylene	1.0	U	1.0	0.090
100-42-5	Styrene	1.0	U	1.0	0.10
637-92-3	Ethyl-t-butyl ether (ETBE)	5.0	U	5.0	0.15
98-06-6	tert-Butylbenzene	1.0	U	1.0	0.14
127-18-4	Tetrachloroethene	1.0	U	1.0	0.15
108-88-3	Toluene	1.0	U	1.0	0.14
156-60-5	trans-1,2-Dichloroethene	1.0	U	1.0	0.19
10061-02-6	trans-1,3-Dichloropropene	1.0	U	1.0	0.67
79-01-6	Trichloroethene	1.0	U	1.0	0.10
75-69-4	Trichlorofluoromethane	1.0	U	1.0	0.45
108-05-4	Vinyl acetate	2.0	U	2.0	0.19
75-01-4	Vinyl chloride	0.50	U	0.50	0.20
75-65-0	tert-Butyl alcohol	20	U	20	1.7
1330-20-7	Xylenes, Total	2.0	U	2.0	0.15

FORM I
GC/MS VOA ORGANICS ANALYSIS DATA SHEET

Lab Name: TestAmerica Canton | Job No.: 240-96812-1

SDG No.:

Client Sample ID: MSA-SW-41D-3_18 | Lab Sample ID: 240-96812-27

Matrix: Water | Lab File ID: U1264564.D

Analysis Method: 8260C | Date Collected: 06/07/2018 11:05

Sample wt/vol: 5(mL) | Date Analyzed: 06/18/2018 13:34

Soil Aliquot Vol: | Dilution Factor: 1

Soil Extract Vol.: | GC Column: DB-624 ID: 0.18(mm)

% Moisture: | Level: (low/med) Low

Analysis Batch No.: 332047 | Units: ug/L

CAS NO.	COMPOUND NAME	RESULT	Q	RL	MDL
124-48-1	Dibromochloromethane	1.0	U	1.0	0.39

CAS NO.	SURROGATE	%REC	Q	LIMITS
17060-07-0	1,2-Dichloroethane-d4 (Surr)	114		61-138
460-00-4	4-Bromofluorobenzene (Surr)	101		69-120
2037-26-5	Toluene-d8 (Surr)	115		73-120
1868-53-7	Dibromofluoromethane (Surr)	100		69-124

FORM I
GC/MS VOA ORGANICS ANALYSIS DATA SHEET
TENTATIVELY IDENTIFIED COMPOUNDS

Lab Name: TestAmerica Canton Job No.: 240-96812-1

SDG No.:

Client Sample ID: MSA-SW-41D-3_18 Lab Sample ID: 240-96812-27

Matrix: Water Lab File ID: U1264564.D

Analysis Method: 8260C Date Collected: 06/07/2018 11:05

Sample wt/vol: 5(mL) Date Analyzed: 06/18/2018 13:34

Soil Aliquot Vol: Dilution Factor: 1

Soil Extract Vol.: GC Column: DB-624 ID: 0.18(mm)

% Moisture: Level: (low/med) Low

Analysis Batch No.: 332047 Units: ug/L

Number TICs Found: 0 TIC Result Total: 0

CAS NO.	COMPOUND NAME	RT	RESULT	Q	MATCH QUALITY
	Tentatively Identified Compound		None		

FORM I-TIC 8260C

FORM I
GC/MS VOA ORGANICS ANALYSIS DATA SHEET
TARGETED TENATIVELY IDENTIFIED COMPOUNDS

Lab Name: TestAmerica Canton Job No.: 240-96812-1

SDG No.:

Client Sample ID: MSA-SW-41D-3_18 Lab Sample ID: 240-96812-27

Matrix: Water Lab File ID: U1264564.D

Analysis Method: 8260C Date Collected: 06/07/2018 11:05

Sample wt/vol: 5(mL) Date Analyzed: 06/18/2018 13:34

Soil Aliquot Vol: Dilution Factor: 1

Soil Extract Vol.: GC Column: DB-624 ID: 0.18(mm)

% Moisture: Level: (low/med) Low

Analysis Batch No.: 332047 Units: ug/L

CAS NO.	COMPOUND NAME	RT	RESULT	Q	MATCH QUALITY
75-45-6	Chlorodifluoromethane TIC		1.0	U	

FORM I-TIC 8260C

FORM I
GC/MS VOA ORGANICS ANALYSIS DATA SHEET

Lab Name: TestAmerica Canton | Job No.: 240-96812-1

SDG No.:

Client Sample ID: EL-SW-01-A-3_18 | Lab Sample ID: 240-96812-28

Matrix: Water | Lab File ID: U1264565.D

Analysis Method: 8260C | Date Collected: 06/07/2018 09:18

Sample wt/vol: 5(mL) | Date Analyzed: 06/18/2018 13:57

Soil Aliquot Vol: | Dilution Factor: 1

Soil Extract Vol.: | GC Column: DB-624 ID: 0.18(mm)

% Moisture: | Level: (low/med) Low

Analysis Batch No.: 332047 | Units: ug/L

CAS NO.	COMPOUND NAME	RESULT	Q	RL	MDL
630-20-6	1,1,1,2-Tetrachloroethane	1.0	U	1.0	0.14
71-55-6	1,1,1-Trichloroethane	1.0	U	1.0	0.24
79-34-5	1,1,2,2-Tetrachloroethane	1.0	U	1.0	0.13
76-13-1	1,1,2-Trichloro-1,2,2-trichfluoroethane	1.0	U	1.0	0.41
75-34-3	1,1-Dichloroethane	1.0	U	1.0	0.17
75-35-4	1,1-Dichloroethene	1.0	U	1.0	0.19
563-58-6	1,1-Dichloropropene	1.0	U	1.0	0.14
87-61-6	1,2,3-Trichlorobenzene	1.0	U	1.0	0.54
96-18-4	1,2,3-Trichloropropane	1.0	U	1.0	0.24
526-73-8	1,2,3-Trimethylbenzene	5.0	U	5.0	0.14
120-82-1	1,2,4-Trichlorobenzene	1.0	U	1.0	0.26
95-63-6	1,2,4-Trimethylbenzene	1.0	U	1.0	0.070
96-12-8	1,2-Dibromo-3-Chloropropane	5.0	U	5.0	0.91
95-50-1	1,2-Dichlorobenzene	1.0	U	1.0	0.15
107-06-2	1,2-Dichloroethane	1.0	U	1.0	0.21
78-87-5	1,2-Dichloropropane	1.0	U	1.0	0.15
541-73-1	1,3-Dichlorobenzene	1.0	U	1.0	0.15
142-28-9	1,3-Dichloropropane	1.0	U	1.0	0.21
106-46-7	1,4-Dichlorobenzene	1.0	U	1.0	0.16
594-20-7	2,2-Dichloropropane	1.0	U	1.0	0.31
110-75-8	2-Chloroethyl vinyl ether	10	U	10	0.26
95-49-8	2-Chlorotoluene	1.0	U	1.0	0.15
591-78-6	2-Hexanone	5.0	U	5.0	0.54
108-86-1	Bromobenzene	1.0	U	1.0	0.12
74-97-5	Bromochloromethane	1.0	U	1.0	0.14
106-43-4	4-Chlorotoluene	1.0	U	1.0	0.090
99-87-6	p-Isopropyltoluene	1.0	U	1.0	0.13
67-64-1	Acetone	5.0	U	5.0	5.4
71-43-2	Benzene	1.0	U	1.0	0.13
75-25-2	Bromoform	1.0	U	1.0	0.76
74-83-9	Bromomethane	1.0	U	1.0	0.42
75-15-0	Carbon disulfide	1.0	U	1.0	0.28
56-23-5	Carbon tetrachloride	1.0	U	1.0	0.26
108-90-7	Chlorobenzene	1.0	U	1.0	0.14
75-00-3	Chloroethane	1.0	U	1.0	0.83

FORM I
GC/MS VOA ORGANICS ANALYSIS DATA SHEET

Lab Name: TestAmerica Canton | Job No.: 240-96812-1

SDG No.:

Client Sample ID: EL-SW-01-A-3_18 | Lab Sample ID: 240-96812-28

Matrix: Water | Lab File ID: U1264565.D

Analysis Method: 8260C | Date Collected: 06/07/2018 09:18

Sample wt/vol: 5(mL) | Date Analyzed: 06/18/2018 13:57

Soil Aliquot Vol: | Dilution Factor: 1

Soil Extract Vol.: | GC Column: DB-624 ID: 0.18(mm)

% Moisture: | Level: (low/med) Low

Analysis Batch No.: 332047 | Units: ug/L

CAS NO.	COMPOUND NAME	RESULT	Q	RL	MDL
67-66-3	Chloroform	1.0	U	1.0	0.13
74-87-3	Chloromethane	1.0	U	1.0	0.20
156-59-2	cis-1,2-Dichloroethene	1.0	U	1.0	0.16
10061-01-5	cis-1,3-Dichloropropene	1.0	U	1.0	0.61
87-68-3	Hexachlorobutadiene	1.0	U	1.0	0.83
74-95-3	Dibromomethane	1.0	U *	1.0	0.090
75-27-4	Bromodichloromethane	1.0	U	1.0	0.17
75-71-8	Dichlorodifluoromethane	1.0	U	1.0	0.35
100-41-4	Ethylbenzene	1.0	U	1.0	0.11
106-93-4	1,2-Dibromoethane	1.0	U	1.0	0.12
108-20-3	Diisopropyl ether	5.0	U	5.0	0.17
91-20-3	Naphthalene	1.0	U	1.0	0.32
179601-23-1	m-Xylene & p-Xylene	2.0	U	2.0	0.080
104-51-8	n-Butylbenzene	1.0	U	1.0	0.14
98-82-8	Isopropylbenzene	1.0	U	1.0	0.090
103-65-1	n-Propylbenzene	1.0	U	1.0	0.15
78-93-3	2-Butanone	5.0	U	5.0	1.2
108-10-1	4-Methyl-2-pentanone	5.0	U	5.0	0.42
135-98-8	sec-Butylbenzene	1.0	U	1.0	0.13
1634-04-4	Methyl tert-butyl ether	1.0	U	1.0	0.070
994-05-8	Tert-amyl-methyl ether (TAME)	5.0	U	5.0	0.11
75-09-2	Methylene Chloride	5.0	U	5.0	2.6
95-47-6	o-Xylene	1.0	U	1.0	0.090
100-42-5	Styrene	1.0	U	1.0	0.10
637-92-3	Ethyl-t-butyl ether (ETBE)	5.0	U	5.0	0.15
98-06-6	tert-Butylbenzene	1.0	U	1.0	0.14
127-18-4	Tetrachloroethene	1.0	U	1.0	0.15
108-88-3	Toluene	1.0	U	1.0	0.14
156-60-5	trans-1,2-Dichloroethene	1.0	U	1.0	0.19
10061-02-6	trans-1,3-Dichloropropene	1.0	U	1.0	0.67
79-01-6	Trichloroethene	1.0	U	1.0	0.10
75-69-4	Trichlorofluoromethane	1.0	U	1.0	0.45
108-05-4	Vinyl acetate	2.0	U	2.0	0.19
75-01-4	Vinyl chloride	0.50	U	0.50	0.20
75-65-0	tert-Butyl alcohol	20	U	20	1.7
1330-20-7	Xylenes, Total	2.0	U	2.0	0.15

FORM I
GC/MS VOA ORGANICS ANALYSIS DATA SHEET

Lab Name: TestAmerica Canton | Job No.: 240-96812-1

SDG No.:

Client Sample ID: EL-SW-01-A-3_18 | Lab Sample ID: 240-96812-28

Matrix: Water | Lab File ID: U1264565.D

Analysis Method: 8260C | Date Collected: 06/07/2018 09:18

Sample wt/vol: 5(mL) | Date Analyzed: 06/18/2018 13:57

Soil Aliquot Vol: | Dilution Factor: 1

Soil Extract Vol.: | GC Column: DB-624 ID: 0.18(mm)

% Moisture: | Level: (low/med) Low

Analysis Batch No.: 332047 | Units: ug/L

CAS NO.	COMPOUND NAME	RESULT	Q	RL	MDL
124-48-1	Dibromochloromethane	1.0	U	1.0	0.39

CAS NO.	SURROGATE	%REC	Q	LIMITS
17060-07-0	1,2-Dichloroethane-d4 (Surr)	112		61-138
460-00-4	4-Bromofluorobenzene (Surr)	99		69-120
2037-26-5	Toluene-d8 (Surr)	109		73-120
1868-53-7	Dibromofluoromethane (Surr)	97		69-124

FORM I
GC/MS VOA ORGANICS ANALYSIS DATA SHEET
TENTATIVELY IDENTIFIED COMPOUNDS

Lab Name: TestAmerica Canton Job No.: 240-96812-1

SDG No.:

Client Sample ID: EL-SW-01-A-3_18 Lab Sample ID: 240-96812-28

Matrix: Water Lab File ID: U1264565.D

Analysis Method: 8260C Date Collected: 06/07/2018 09:18

Sample wt/vol: 5(mL) Date Analyzed: 06/18/2018 13:57

Soil Aliquot Vol: Dilution Factor: 1

Soil Extract Vol.: GC Column: DB-624 ID: 0.18(mm)

% Moisture: Level: (low/med) Low

Analysis Batch No.: 332047 Units: ug/L

Number TICs Found: 0 TIC Result Total: 0

CAS NO.	COMPOUND NAME	RT	RESULT	Q	MATCH QUALITY
	Tentatively Identified Compound		None		

FORM I-TIC 8260C

FORM I
GC/MS VOA ORGANICS ANALYSIS DATA SHEET
TARGETED TENATIVELY IDENTIFIED COMPOUNDS

Lab Name: TestAmerica Canton Job No.: 240-96812-1

SDG No.:

Client Sample ID: EL-SW-01-A-3_18 Lab Sample ID: 240-96812-28

Matrix: Water Lab File ID: U1264565.D

Analysis Method: 8260C Date Collected: 06/07/2018 09:18

Sample wt/vol: 5(mL) Date Analyzed: 06/18/2018 13:57

Soil Aliquot Vol: Dilution Factor: 1

Soil Extract Vol.: GC Column: DB-624 ID: 0.18(mm)

% Moisture: Level: (low/med) Low

Analysis Batch No.: 332047 Units: ug/L

CAS NO.	COMPOUND NAME	RT	RESULT	Q	MATCH QUALITY
75-45-6	Chlorodifluoromethane TIC		1.0	U	

FORM I-TIC 8260C

FORM I
GC/MS VOA ORGANICS ANALYSIS DATA SHEET

Lab Name: TestAmerica Canton | Job No.: 240-96812-1

SDG No.:

Client Sample ID: EL-SW-01-B-3_18 | Lab Sample ID: 240-96812-29

Matrix: Water | Lab File ID: U1264566.D

Analysis Method: 8260C | Date Collected: 06/07/2018 09:26

Sample wt/vol: 5(mL) | Date Analyzed: 06/18/2018 14:20

Soil Aliquot Vol: | Dilution Factor: 1

Soil Extract Vol.: | GC Column: DB-624 ID: 0.18(mm)

% Moisture: | Level: (low/med) Low

Analysis Batch No.: 332047 | Units: ug/L

CAS NO.	COMPOUND NAME	RESULT	Q	RL	MDL
630-20-6	1,1,1,2-Tetrachloroethane	1.0	U	1.0	0.14
71-55-6	1,1,1-Trichloroethane	1.0	U	1.0	0.24
79-34-5	1,1,2,2-Tetrachloroethane	1.0	U	1.0	0.13
76-13-1	1,1,2-Trichloro-1,2,2-trichfluoroethane	1.0	U	1.0	0.41
75-34-3	1,1-Dichloroethane	1.0	U	1.0	0.17
75-35-4	1,1-Dichloroethene	1.0	U	1.0	0.19
563-58-6	1,1-Dichloropropene	1.0	U	1.0	0.14
87-61-6	1,2,3-Trichlorobenzene	1.0	U	1.0	0.54
96-18-4	1,2,3-Trichloropropane	1.0	U	1.0	0.24
526-73-8	1,2,3-Trimethylbenzene	5.0	U	5.0	0.14
120-82-1	1,2,4-Trichlorobenzene	1.0	U	1.0	0.26
95-63-6	1,2,4-Trimethylbenzene	1.0	U	1.0	0.070
96-12-8	1,2-Dibromo-3-Chloropropane	5.0	U	5.0	0.91
95-50-1	1,2-Dichlorobenzene	1.0	U	1.0	0.15
107-06-2	1,2-Dichloroethane	1.0	U	1.0	0.21
78-87-5	1,2-Dichloropropane	1.0	U	1.0	0.15
541-73-1	1,3-Dichlorobenzene	1.0	U	1.0	0.15
142-28-9	1,3-Dichloropropane	1.0	U	1.0	0.21
106-46-7	1,4-Dichlorobenzene	1.0	U	1.0	0.16
594-20-7	2,2-Dichloropropane	1.0	U	1.0	0.31
110-75-8	2-Chloroethyl vinyl ether	10	U	10	0.26
95-49-8	2-Chlorotoluene	1.0	U	1.0	0.15
591-78-6	2-Hexanone	5.0	U	5.0	0.54
108-86-1	Bromobenzene	1.0	U	1.0	0.12
74-97-5	Bromochloromethane	1.0	U	1.0	0.14
106-43-4	4-Chlorotoluene	1.0	U	1.0	0.090
99-87-6	p-Isopropyltoluene	1.0	U	1.0	0.13
67-64-1	Acetone	5.0	U	5.0	5.4
71-43-2	Benzene	1.0	U	1.0	0.13
75-25-2	Bromoform	1.0	U	1.0	0.76
74-83-9	Bromomethane	1.0	U	1.0	0.42
75-15-0	Carbon disulfide	1.0	U	1.0	0.28
56-23-5	Carbon tetrachloride	1.0	U	1.0	0.26
108-90-7	Chlorobenzene	1.0	U	1.0	0.14
75-00-3	Chloroethane	1.0	U	1.0	0.83

FORM I
GC/MS VOA ORGANICS ANALYSIS DATA SHEET

Lab Name: TestAmerica Canton | Job No.: 240-96812-1

SDG No.:

Client Sample ID: EL-SW-01-B-3_18 | Lab Sample ID: 240-96812-29

Matrix: Water | Lab File ID: U1264566.D

Analysis Method: 8260C | Date Collected: 06/07/2018 09:26

Sample wt/vol: 5(mL) | Date Analyzed: 06/18/2018 14:20

Soil Aliquot Vol: | Dilution Factor: 1

Soil Extract Vol.: | GC Column: DB-624 ID: 0.18(mm)

% Moisture: | Level: (low/med) Low

Analysis Batch No.: 332047 | Units: ug/L

CAS NO.	COMPOUND NAME	RESULT	Q	RL	MDL
67-66-3	Chloroform	1.0	U	1.0	0.13
74-87-3	Chloromethane	1.0	U	1.0	0.20
156-59-2	cis-1,2-Dichloroethene	1.0	U	1.0	0.16
10061-01-5	cis-1,3-Dichloropropene	1.0	U	1.0	0.61
87-68-3	Hexachlorobutadiene	1.0	U	1.0	0.83
74-95-3	Dibromomethane	1.0	U *	1.0	0.090
75-27-4	Bromodichloromethane	1.0	U	1.0	0.17
75-71-8	Dichlorodifluoromethane	1.0	U	1.0	0.35
100-41-4	Ethylbenzene	1.0	U	1.0	0.11
106-93-4	1,2-Dibromoethane	1.0	U	1.0	0.12
108-20-3	Diisopropyl ether	5.0	U	5.0	0.17
91-20-3	Naphthalene	1.0	U	1.0	0.32
179601-23-1	m-Xylene & p-Xylene	2.0	U	2.0	0.080
104-51-8	n-Butylbenzene	1.0	U	1.0	0.14
98-82-8	Isopropylbenzene	1.0	U	1.0	0.090
103-65-1	n-Propylbenzene	1.0	U	1.0	0.15
78-93-3	2-Butanone	5.0	U	5.0	1.2
108-10-1	4-Methyl-2-pentanone	5.0	U	5.0	0.42
135-98-8	sec-Butylbenzene	1.0	U	1.0	0.13
1634-04-4	Methyl tert-butyl ether	1.0	U	1.0	0.070
994-05-8	Tert-amyl-methyl ether (TAME)	5.0	U	5.0	0.11
75-09-2	Methylene Chloride	5.0	U	5.0	2.6
95-47-6	o-Xylene	1.0	U	1.0	0.090
100-42-5	Styrene	1.0	U	1.0	0.10
637-92-3	Ethyl-t-butyl ether (ETBE)	5.0	U	5.0	0.15
98-06-6	tert-Butylbenzene	1.0	U	1.0	0.14
127-18-4	Tetrachloroethene	1.0	U	1.0	0.15
108-88-3	Toluene	1.0	U	1.0	0.14
156-60-5	trans-1,2-Dichloroethene	1.0	U	1.0	0.19
10061-02-6	trans-1,3-Dichloropropene	1.0	U	1.0	0.67
79-01-6	Trichloroethene	1.0	U	1.0	0.10
75-69-4	Trichlorofluoromethane	1.0	U	1.0	0.45
108-05-4	Vinyl acetate	2.0	U	2.0	0.19
75-01-4	Vinyl chloride	0.50	U	0.50	0.20
75-65-0	tert-Butyl alcohol	20	U	20	1.7
1330-20-7	Xylenes, Total	2.0	U	2.0	0.15

FORM I
GC/MS VOA ORGANICS ANALYSIS DATA SHEET

Lab Name: TestAmerica Canton | Job No.: 240-96812-1

SDG No.:

Client Sample ID: EL-SW-01-B-3_18 | Lab Sample ID: 240-96812-29

Matrix: Water | Lab File ID: U1264566.D

Analysis Method: 8260C | Date Collected: 06/07/2018 09:26

Sample wt/vol: 5(mL) | Date Analyzed: 06/18/2018 14:20

Soil Aliquot Vol: | Dilution Factor: 1

Soil Extract Vol.: | GC Column: DB-624 ID: 0.18(mm)

% Moisture: | Level: (low/med) Low

Analysis Batch No.: 332047 | Units: ug/L

CAS NO.	COMPOUND NAME	RESULT	Q	RL	MDL
124-48-1	Dibromochloromethane	1.0	U	1.0	0.39

CAS NO.	SURROGATE	%REC	Q	LIMITS
17060-07-0	1,2-Dichloroethane-d4 (Surr)	112		61-138
460-00-4	4-Bromofluorobenzene (Surr)	95		69-120
2037-26-5	Toluene-d8 (Surr)	108		73-120
1868-53-7	Dibromofluoromethane (Surr)	101		69-124

FORM I
GC/MS VOA ORGANICS ANALYSIS DATA SHEET
TENTATIVELY IDENTIFIED COMPOUNDS

Lab Name: TestAmerica Canton Job No.: 240-96812-1

SDG No.:

Client Sample ID: EL-SW-01-B-3_18 Lab Sample ID: 240-96812-29

Matrix: Water Lab File ID: U1264566.D

Analysis Method: 8260C Date Collected: 06/07/2018 09:26

Sample wt/vol: 5(mL) Date Analyzed: 06/18/2018 14:20

Soil Aliquot Vol: Dilution Factor: 1

Soil Extract Vol.: GC Column: DB-624 ID: 0.18(mm)

% Moisture: Level: (low/med) Low

Analysis Batch No.: 332047 Units: ug/L

Number TICs Found: 0 TIC Result Total: 0

CAS NO.	COMPOUND NAME	RT	RESULT	Q	MATCH QUALITY
	Tentatively Identified Compound		None		

FORM I-TIC 8260C

FORM I
GC/MS VOA ORGANICS ANALYSIS DATA SHEET
TARGETED TENATIVELY IDENTIFIED COMPOUNDS

Lab Name: TestAmerica Canton Job No.: 240-96812-1

SDG No.:

Client Sample ID: EL-SW-01-B-3_18 Lab Sample ID: 240-96812-29

Matrix: Water Lab File ID: U1264566.D

Analysis Method: 8260C Date Collected: 06/07/2018 09:26

Sample wt/vol: 5(mL) Date Analyzed: 06/18/2018 14:20

Soil Aliquot Vol: Dilution Factor: 1

Soil Extract Vol.: GC Column: DB-624 ID: 0.18(mm)

% Moisture: Level: (low/med) Low

Analysis Batch No.: 332047 Units: ug/L

CAS NO.	COMPOUND NAME	RT	RESULT	Q	MATCH QUALITY
75-45-6	Chlorodifluoromethane TIC		1.0	U	

FORM I
GC/MS VOA ORGANICS ANALYSIS DATA SHEET

Lab Name: TestAmerica Canton | Job No.: 240-96812-1

SDG No.:

Client Sample ID: EL-SW-01-C-3_18 | Lab Sample ID: 240-96812-30

Matrix: Water | Lab File ID: U1264567.D

Analysis Method: 8260C | Date Collected: 06/07/2018 09:29

Sample wt/vol: 5(mL) | Date Analyzed: 06/18/2018 14:43

Soil Aliquot Vol: | Dilution Factor: 1

Soil Extract Vol.: | GC Column: DB-624 ID: 0.18(mm)

% Moisture: | Level: (low/med) Low

Analysis Batch No.: 332047 | Units: ug/L

CAS NO.	COMPOUND NAME	RESULT	Q	RL	MDL
630-20-6	1,1,1,2-Tetrachloroethane	1.0	U	1.0	0.14
71-55-6	1,1,1-Trichloroethane	1.0	U	1.0	0.24
79-34-5	1,1,2,2-Tetrachloroethane	1.0	U	1.0	0.13
76-13-1	1,1,2-Trichloro-1,2,2-trichfluoroethane	1.0	U	1.0	0.41
75-34-3	1,1-Dichloroethane	1.0	U	1.0	0.17
75-35-4	1,1-Dichloroethene	1.0	U	1.0	0.19
563-58-6	1,1-Dichloropropene	1.0	U	1.0	0.14
87-61-6	1,2,3-Trichlorobenzene	1.0	U	1.0	0.54
96-18-4	1,2,3-Trichloropropane	1.0	U	1.0	0.24
526-73-8	1,2,3-Trimethylbenzene	5.0	U	5.0	0.14
120-82-1	1,2,4-Trichlorobenzene	1.0	U	1.0	0.26
95-63-6	1,2,4-Trimethylbenzene	1.0	U	1.0	0.070
96-12-8	1,2-Dibromo-3-Chloropropane	5.0	U	5.0	0.91
95-50-1	1,2-Dichlorobenzene	1.0	U	1.0	0.15
107-06-2	1,2-Dichloroethane	1.0	U	1.0	0.21
78-87-5	1,2-Dichloropropane	1.0	U	1.0	0.15
541-73-1	1,3-Dichlorobenzene	1.0	U	1.0	0.15
142-28-9	1,3-Dichloropropane	1.0	U	1.0	0.21
106-46-7	1,4-Dichlorobenzene	1.0	U	1.0	0.16
594-20-7	2,2-Dichloropropane	1.0	U	1.0	0.31
110-75-8	2-Chloroethyl vinyl ether	10	U	10	0.26
95-49-8	2-Chlorotoluene	1.0	U	1.0	0.15
591-78-6	2-Hexanone	5.0	U	5.0	0.54
108-86-1	Bromobenzene	1.0	U	1.0	0.12
74-97-5	Bromochloromethane	1.0	U	1.0	0.14
106-43-4	4-Chlorotoluene	1.0	U	1.0	0.090
99-87-6	p-Isopropyltoluene	1.0	U	1.0	0.13
67-64-1	Acetone	5.0	U	5.0	5.4
71-43-2	Benzene	1.0	U	1.0	0.13
75-25-2	Bromoform	1.0	U	1.0	0.76
74-83-9	Bromomethane	1.0	U	1.0	0.42
75-15-0	Carbon disulfide	1.0	U	1.0	0.28
56-23-5	Carbon tetrachloride	1.0	U	1.0	0.26
108-90-7	Chlorobenzene	1.0	U	1.0	0.14
75-00-3	Chloroethane	1.0	U	1.0	0.83

FORM I
GC/MS VOA ORGANICS ANALYSIS DATA SHEET

Lab Name: TestAmerica Canton | Job No.: 240-96812-1

SDG No.:

Client Sample ID: EL-SW-01-C-3_18 | Lab Sample ID: 240-96812-30

Matrix: Water | Lab File ID: U1264567.D

Analysis Method: 8260C | Date Collected: 06/07/2018 09:29

Sample wt/vol: 5(mL) | Date Analyzed: 06/18/2018 14:43

Soil Aliquot Vol: | Dilution Factor: 1

Soil Extract Vol.: | GC Column: DB-624 ID: 0.18(mm)

% Moisture: | Level: (low/med) Low

Analysis Batch No.: 332047 | Units: ug/L

CAS NO.	COMPOUND NAME	RESULT	Q	RL	MDL
67-66-3	Chloroform	1.0	U	1.0	0.13
74-87-3	Chloromethane	1.0	U	1.0	0.20
156-59-2	cis-1,2-Dichloroethene	1.0	U	1.0	0.16
10061-01-5	cis-1,3-Dichloropropene	1.0	U	1.0	0.61
87-68-3	Hexachlorobutadiene	1.0	U	1.0	0.83
74-95-3	Dibromomethane	1.0	U *	1.0	0.090
75-27-4	Bromodichloromethane	1.0	U	1.0	0.17
75-71-8	Dichlorodifluoromethane	1.0	U	1.0	0.35
100-41-4	Ethylbenzene	1.0	U	1.0	0.11
106-93-4	1,2-Dibromoethane	1.0	U	1.0	0.12
108-20-3	Diisopropyl ether	5.0	U	5.0	0.17
91-20-3	Naphthalene	1.0	U	1.0	0.32
179601-23-1	m-Xylene & p-Xylene	2.0	U	2.0	0.080
104-51-8	n-Butylbenzene	1.0	U	1.0	0.14
98-82-8	Isopropylbenzene	1.0	U	1.0	0.090
103-65-1	n-Propylbenzene	1.0	U	1.0	0.15
78-93-3	2-Butanone	5.0	U	5.0	1.2
108-10-1	4-Methyl-2-pentanone	5.0	U	5.0	0.42
135-98-8	sec-Butylbenzene	1.0	U	1.0	0.13
1634-04-4	Methyl tert-butyl ether	1.0	U	1.0	0.070
994-05-8	Tert-amyl-methyl ether (TAME)	5.0	U	5.0	0.11
75-09-2	Methylene Chloride	5.0	U	5.0	2.6
95-47-6	o-Xylene	1.0	U	1.0	0.090
100-42-5	Styrene	1.0	U	1.0	0.10
637-92-3	Ethyl-t-butyl ether (ETBE)	5.0	U	5.0	0.15
98-06-6	tert-Butylbenzene	1.0	U	1.0	0.14
127-18-4	Tetrachloroethene	1.0	U	1.0	0.15
108-88-3	Toluene	1.0	U	1.0	0.14
156-60-5	trans-1,2-Dichloroethene	1.0	U	1.0	0.19
10061-02-6	trans-1,3-Dichloropropene	1.0	U	1.0	0.67
79-01-6	Trichloroethene	1.0	U	1.0	0.10
75-69-4	Trichlorofluoromethane	1.0	U	1.0	0.45
108-05-4	Vinyl acetate	2.0	U	2.0	0.19
75-01-4	Vinyl chloride	0.50	U	0.50	0.20
75-65-0	tert-Butyl alcohol	20	U	20	1.7
1330-20-7	Xylenes, Total	2.0	U	2.0	0.15

FORM I
GC/MS VOA ORGANICS ANALYSIS DATA SHEET

Lab Name: TestAmerica Canton | Job No.: 240-96812-1

SDG No.:

Client Sample ID: EL-SW-01-C-3_18 | Lab Sample ID: 240-96812-30

Matrix: Water | Lab File ID: U1264567.D

Analysis Method: 8260C | Date Collected: 06/07/2018 09:29

Sample wt/vol: 5(mL) | Date Analyzed: 06/18/2018 14:43

Soil Aliquot Vol: | Dilution Factor: 1

Soil Extract Vol.: | GC Column: DB-624 ID: 0.18(mm)

% Moisture: | Level: (low/med) Low

Analysis Batch No.: 332047 | Units: ug/L

CAS NO.	COMPOUND NAME	RESULT	Q	RL	MDL
124-48-1	Dibromochloromethane	1.0	U	1.0	0.39

CAS NO.	SURROGATE	%REC	Q	LIMITS
17060-07-0	1,2-Dichloroethane-d4 (Surr)	118		61-138
460-00-4	4-Bromofluorobenzene (Surr)	103		69-120
2037-26-5	Toluene-d8 (Surr)	121	X	73-120
1868-53-7	Dibromofluoromethane (Surr)	106		69-124

FORM I
GC/MS VOA ORGANICS ANALYSIS DATA SHEET
TENTATIVELY IDENTIFIED COMPOUNDS

Lab Name: TestAmerica Canton Job No.: 240-96812-1

SDG No.:

Client Sample ID: EL-SW-01-C-3_18 Lab Sample ID: 240-96812-30

Matrix: Water Lab File ID: U1264567.D

Analysis Method: 8260C Date Collected: 06/07/2018 09:29

Sample wt/vol: 5(mL) Date Analyzed: 06/18/2018 14:43

Soil Aliquot Vol: Dilution Factor: 1

Soil Extract Vol.: GC Column: DB-624 ID: 0.18(mm)

% Moisture: Level: (low/med) Low

Analysis Batch No.: 332047 Units: ug/L

Number TICs Found: 0 TIC Result Total: 0

CAS NO.	COMPOUND NAME	RT	RESULT	Q	MATCH QUALITY
	Tentatively Identified Compound		None		

FORM I-TIC 8260C

FORM I
GC/MS VOA ORGANICS ANALYSIS DATA SHEET
TARGETED TENATIVELY IDENTIFIED COMPOUNDS

Lab Name: TestAmerica Canton Job No.: 240-96812-1

SDG No.:

Client Sample ID: EL-SW-01-C-3_18 Lab Sample ID: 240-96812-30

Matrix: Water Lab File ID: U1264567.D

Analysis Method: 8260C Date Collected: 06/07/2018 09:29

Sample wt/vol: 5(mL) Date Analyzed: 06/18/2018 14:43

Soil Aliquot Vol: Dilution Factor: 1

Soil Extract Vol.: GC Column: DB-624 ID: 0.18(mm)

% Moisture: Level: (low/med) Low

Analysis Batch No.: 332047 Units: ug/L

CAS NO.	COMPOUND NAME	RT	RESULT	Q	MATCH QUALITY
75-45-6	Chlorodifluoromethane TIC		1.0	U	

FORM I
GC/MS VOA ORGANICS ANALYSIS DATA SHEET

Lab Name: TestAmerica Canton | Job No.: 240-96812-1
SDG No.:
Client Sample ID: MSA-SW-42A-3_18 | Lab Sample ID: 240-96812-31
Matrix: Water | Lab File ID: U1264568.D
Analysis Method: 8260C | Date Collected: 06/07/2018 11:50
Sample wt/vol: 5(mL) | Date Analyzed: 06/18/2018 15:06
Soil Aliquot Vol: | Dilution Factor: 1
Soil Extract Vol.: | GC Column: DB-624 ID: 0.18(mm)
% Moisture: | Level: (low/med) Low
Analysis Batch No.: 332047 | Units: ug/L

CAS NO.	COMPOUND NAME	RESULT	Q	RL	MDL
630-20-6	1,1,1,2-Tetrachloroethane	1.0	U	1.0	0.14
71-55-6	1,1,1-Trichloroethane	1.0	U	1.0	0.24
79-34-5	1,1,2,2-Tetrachloroethane	1.0	U	1.0	0.13
76-13-1	1,1,2-Trichloro-1,2,2-trichfluoroethane	1.0	U	1.0	0.41
75-34-3	1,1-Dichloroethane	1.0	U	1.0	0.17
75-35-4	1,1-Dichloroethene	1.0	U	1.0	0.19
563-58-6	1,1-Dichloropropene	1.0	U	1.0	0.14
87-61-6	1,2,3-Trichlorobenzene	1.0	U	1.0	0.54
96-18-4	1,2,3-Trichloropropane	1.0	U	1.0	0.24
526-73-8	1,2,3-Trimethylbenzene	5.0	U	5.0	0.14
120-82-1	1,2,4-Trichlorobenzene	1.0	U	1.0	0.26
95-63-6	1,2,4-Trimethylbenzene	1.0	U	1.0	0.070
96-12-8	1,2-Dibromo-3-Chloropropane	5.0	U	5.0	0.91
95-50-1	1,2-Dichlorobenzene	1.0	U	1.0	0.15
107-06-2	1,2-Dichloroethane	1.0	U	1.0	0.21
78-87-5	1,2-Dichloropropane	1.0	U	1.0	0.15
541-73-1	1,3-Dichlorobenzene	1.0	U	1.0	0.15
142-28-9	1,3-Dichloropropane	1.0	U	1.0	0.21
106-46-7	1,4-Dichlorobenzene	1.0	U	1.0	0.16
594-20-7	2,2-Dichloropropane	1.0	U	1.0	0.31
110-75-8	2-Chloroethyl vinyl ether	10	U	10	0.26
95-49-8	2-Chlorotoluene	1.0	U	1.0	0.15
591-78-6	2-Hexanone	5.0	U	5.0	0.54
108-86-1	Bromobenzene	1.0	U	1.0	0.12
74-97-5	Bromochloromethane	1.0	U	1.0	0.14
106-43-4	4-Chlorotoluene	1.0	U	1.0	0.090
99-87-6	p-Isopropyltoluene	1.0	U	1.0	0.13
67-64-1	Acetone	5.0	U	5.0	5.4
71-43-2	Benzene	1.0	U	1.0	0.13
75-25-2	Bromoform	1.0	U	1.0	0.76
74-83-9	Bromomethane	1.0	U	1.0	0.42
75-15-0	Carbon disulfide	1.0	U	1.0	0.28
56-23-5	Carbon tetrachloride	1.0	U	1.0	0.26
108-90-7	Chlorobenzene	1.0	U	1.0	0.14
75-00-3	Chloroethane	1.0	U	1.0	0.83

FORM I
GC/MS VOA ORGANICS ANALYSIS DATA SHEET

Lab Name: TestAmerica Canton | Job No.: 240-96812-1

SDG No.:

Client Sample ID: MSA-SW-42A-3_18 | Lab Sample ID: 240-96812-31

Matrix: Water | Lab File ID: U1264568.D

Analysis Method: 8260C | Date Collected: 06/07/2018 11:50

Sample wt/vol: 5(mL) | Date Analyzed: 06/18/2018 15:06

Soil Aliquot Vol: | Dilution Factor: 1

Soil Extract Vol.: | GC Column: DB-624 ID: 0.18(mm)

% Moisture: | Level: (low/med) Low

Analysis Batch No.: 332047 | Units: ug/L

CAS NO.	COMPOUND NAME	RESULT	Q	RL	MDL
67-66-3	Chloroform	1.0	U	1.0	0.13
74-87-3	Chloromethane	1.0	U	1.0	0.20
156-59-2	cis-1,2-Dichloroethene	0.17	J	1.0	0.16
10061-01-5	cis-1,3-Dichloropropene	1.0	U	1.0	0.61
87-68-3	Hexachlorobutadiene	1.0	U	1.0	0.83
74-95-3	Dibromomethane	1.0	U *	1.0	0.090
75-27-4	Bromodichloromethane	1.0	U	1.0	0.17
75-71-8	Dichlorodifluoromethane	1.0	U	1.0	0.35
100-41-4	Ethylbenzene	1.0	U	1.0	0.11
106-93-4	1,2-Dibromoethane	1.0	U	1.0	0.12
108-20-3	Diisopropyl ether	5.0	U	5.0	0.17
91-20-3	Naphthalene	1.0	U	1.0	0.32
179601-23-1	m-Xylene & p-Xylene	2.0	U	2.0	0.080
104-51-8	n-Butylbenzene	1.0	U	1.0	0.14
98-82-8	Isopropylbenzene	1.0	U	1.0	0.090
103-65-1	n-Propylbenzene	1.0	U	1.0	0.15
78-93-3	2-Butanone	5.0	U	5.0	1.2
108-10-1	4-Methyl-2-pentanone	5.0	U	5.0	0.42
135-98-8	sec-Butylbenzene	1.0	U	1.0	0.13
1634-04-4	Methyl tert-butyl ether	1.0	U	1.0	0.070
994-05-8	Tert-amyl-methyl ether (TAME)	5.0	U	5.0	0.11
75-09-2	Methylene Chloride	5.0	U	5.0	2.6
95-47-6	o-Xylene	1.0	U	1.0	0.090
100-42-5	Styrene	1.0	U	1.0	0.10
637-92-3	Ethyl-t-butyl ether (ETBE)	5.0	U	5.0	0.15
98-06-6	tert-Butylbenzene	1.0	U	1.0	0.14
127-18-4	Tetrachloroethene	1.0	U	1.0	0.15
108-88-3	Toluene	1.0	U	1.0	0.14
156-60-5	trans-1,2-Dichloroethene	1.0	U	1.0	0.19
10061-02-6	trans-1,3-Dichloropropene	1.0	U	1.0	0.67
79-01-6	Trichloroethene	1.0	U	1.0	0.10
75-69-4	Trichlorofluoromethane	1.0	U	1.0	0.45
108-05-4	Vinyl acetate	2.0	U	2.0	0.19
75-01-4	Vinyl chloride	0.50	U	0.50	0.20
75-65-0	tert-Butyl alcohol	20	U	20	1.7
1330-20-7	Xylenes, Total	2.0	U	2.0	0.15

FORM I
GC/MS VOA ORGANICS ANALYSIS DATA SHEET

Lab Name: TestAmerica Canton | Job No.: 240-96812-1

SDG No.:

Client Sample ID: MSA-SW-42A-3_18 | Lab Sample ID: 240-96812-31

Matrix: Water | Lab File ID: U1264568.D

Analysis Method: 8260C | Date Collected: 06/07/2018 11:50

Sample wt/vol: 5(mL) | Date Analyzed: 06/18/2018 15:06

Soil Aliquot Vol: | Dilution Factor: 1

Soil Extract Vol.: | GC Column: DB-624 ID: 0.18(mm)

% Moisture: | Level: (low/med) Low

Analysis Batch No.: 332047 | Units: ug/L

CAS NO.	COMPOUND NAME	RESULT	Q	RL	MDL
124-48-1	Dibromochloromethane	1.0	U	1.0	0.39

CAS NO.	SURROGATE	%REC	Q	LIMITS
17060-07-0	1,2-Dichloroethane-d4 (Surr)	109		61-138
460-00-4	4-Bromofluorobenzene (Surr)	97		69-120
2037-26-5	Toluene-d8 (Surr)	112		73-120
1868-53-7	Dibromofluoromethane (Surr)	98		69-124

FORM I
GC/MS VOA ORGANICS ANALYSIS DATA SHEET
TENTATIVELY IDENTIFIED COMPOUNDS

Lab Name: TestAmerica Canton Job No.: 240-96812-1

SDG No.:

Client Sample ID: MSA-SW-42A-3_18 Lab Sample ID: 240-96812-31

Matrix: Water Lab File ID: U1264568.D

Analysis Method: 8260C Date Collected: 06/07/2018 11:50

Sample wt/vol: 5(mL) Date Analyzed: 06/18/2018 15:06

Soil Aliquot Vol: Dilution Factor: 1

Soil Extract Vol.: GC Column: DB-624 ID: 0.18(mm)

% Moisture: Level: (low/med) Low

Analysis Batch No.: 332047 Units: ug/L

Number TICs Found: 0 TIC Result Total: 0

CAS NO.	COMPOUND NAME	RT	RESULT	Q	MATCH QUALITY
	Tentatively Identified Compound		None		

FORM I-TIC 8260C

FORM I
GC/MS VOA ORGANICS ANALYSIS DATA SHEET
TARGETED TENATIVELY IDENTIFIED COMPOUNDS

Lab Name: TestAmerica Canton Job No.: 240-96812-1

SDG No.:

Client Sample ID: MSA-SW-42A-3_18 Lab Sample ID: 240-96812-31

Matrix: Water Lab File ID: U1264568.D

Analysis Method: 8260C Date Collected: 06/07/2018 11:50

Sample wt/vol: 5(mL) Date Analyzed: 06/18/2018 15:06

Soil Aliquot Vol: Dilution Factor: 1

Soil Extract Vol.: GC Column: DB-624 ID: 0.18(mm)

% Moisture: Level: (low/med) Low

Analysis Batch No.: 332047 Units: ug/L

CAS NO.	COMPOUND NAME	RT	RESULT	Q	MATCH QUALITY
75-45-6	Chlorodifluoromethane TIC		1.0	U	

FORM I-TIC 8260C

FORM I
GC/MS VOA ORGANICS ANALYSIS DATA SHEET

Lab Name: TestAmerica Canton | Job No.: 240-96812-1
SDG No.:
Client Sample ID: MSA-SW-42B-3_18 | Lab Sample ID: 240-96812-32
Matrix: Water | Lab File ID: U1264569.D
Analysis Method: 8260C | Date Collected: 06/07/2018 11:54
Sample wt/vol: 5(mL) | Date Analyzed: 06/18/2018 15:30
Soil Aliquot Vol: | Dilution Factor: 1
Soil Extract Vol.: | GC Column: DB-624 ID: 0.18(mm)
% Moisture: | Level: (low/med) Low
Analysis Batch No.: 332047 | Units: ug/L

CAS NO.	COMPOUND NAME	RESULT	Q	RL	MDL
630-20-6	1,1,1,2-Tetrachloroethane	1.0	U	1.0	0.14
71-55-6	1,1,1-Trichloroethane	1.0	U	1.0	0.24
79-34-5	1,1,2,2-Tetrachloroethane	1.0	U	1.0	0.13
76-13-1	1,1,2-Trichloro-1,2,2-trichfluoroethane	1.0	U	1.0	0.41
75-34-3	1,1-Dichloroethane	1.0	U	1.0	0.17
75-35-4	1,1-Dichloroethene	1.0	U	1.0	0.19
563-58-6	1,1-Dichloropropene	1.0	U	1.0	0.14
87-61-6	1,2,3-Trichlorobenzene	1.0	U	1.0	0.54
96-18-4	1,2,3-Trichloropropane	1.0	U	1.0	0.24
526-73-8	1,2,3-Trimethylbenzene	5.0	U	5.0	0.14
120-82-1	1,2,4-Trichlorobenzene	1.0	U	1.0	0.26
95-63-6	1,2,4-Trimethylbenzene	1.0	U	1.0	0.070
96-12-8	1,2-Dibromo-3-Chloropropane	5.0	U	5.0	0.91
95-50-1	1,2-Dichlorobenzene	1.0	U	1.0	0.15
107-06-2	1,2-Dichloroethane	1.0	U	1.0	0.21
78-87-5	1,2-Dichloropropane	1.0	U	1.0	0.15
541-73-1	1,3-Dichlorobenzene	1.0	U	1.0	0.15
142-28-9	1,3-Dichloropropane	1.0	U	1.0	0.21
106-46-7	1,4-Dichlorobenzene	1.0	U	1.0	0.16
594-20-7	2,2-Dichloropropane	1.0	U	1.0	0.31
110-75-8	2-Chloroethyl vinyl ether	10	U	10	0.26
95-49-8	2-Chlorotoluene	1.0	U	1.0	0.15
591-78-6	2-Hexanone	5.0	U	5.0	0.54
108-86-1	Bromobenzene	1.0	U	1.0	0.12
74-97-5	Bromochloromethane	1.0	U	1.0	0.14
106-43-4	4-Chlorotoluene	1.0	U	1.0	0.090
99-87-6	p-Isopropyltoluene	1.0	U	1.0	0.13
67-64-1	Acetone	5.0	U	5.0	5.4
71-43-2	Benzene	1.0	U	1.0	0.13
75-25-2	Bromoform	1.0	U	1.0	0.76
74-83-9	Bromomethane	1.0	U	1.0	0.42
75-15-0	Carbon disulfide	1.0	U	1.0	0.28
56-23-5	Carbon tetrachloride	1.0	U	1.0	0.26
108-90-7	Chlorobenzene	1.0	U	1.0	0.14
75-00-3	Chloroethane	1.0	U	1.0	0.83

FORM I
GC/MS VOA ORGANICS ANALYSIS DATA SHEET

Lab Name: TestAmerica Canton | Job No.: 240-96812-1

SDG No.:

Client Sample ID: MSA-SW-42B-3_18 | Lab Sample ID: 240-96812-32

Matrix: Water | Lab File ID: U1264569.D

Analysis Method: 8260C | Date Collected: 06/07/2018 11:54

Sample wt/vol: 5(mL) | Date Analyzed: 06/18/2018 15:30

Soil Aliquot Vol: | Dilution Factor: 1

Soil Extract Vol.: | GC Column: DB-624 ID: 0.18(mm)

% Moisture: | Level: (low/med) Low

Analysis Batch No.: 332047 | Units: ug/L

CAS NO.	COMPOUND NAME	RESULT	Q	RL	MDL
67-66-3	Chloroform	1.0	U	1.0	0.13
74-87-3	Chloromethane	1.0	U	1.0	0.20
156-59-2	cis-1,2-Dichloroethene	0.18	J	1.0	0.16
10061-01-5	cis-1,3-Dichloropropene	1.0	U	1.0	0.61
87-68-3	Hexachlorobutadiene	1.0	U	1.0	0.83
74-95-3	Dibromomethane	1.0	U *	1.0	0.090
75-27-4	Bromodichloromethane	1.0	U	1.0	0.17
75-71-8	Dichlorodifluoromethane	1.0	U	1.0	0.35
100-41-4	Ethylbenzene	1.0	U	1.0	0.11
106-93-4	1,2-Dibromoethane	1.0	U	1.0	0.12
108-20-3	Diisopropyl ether	5.0	U	5.0	0.17
91-20-3	Naphthalene	1.0	U	1.0	0.32
179601-23-1	m-Xylene & p-Xylene	2.0	U	2.0	0.080
104-51-8	n-Butylbenzene	1.0	U	1.0	0.14
98-82-8	Isopropylbenzene	1.0	U	1.0	0.090
103-65-1	n-Propylbenzene	1.0	U	1.0	0.15
78-93-3	2-Butanone	5.0	U	5.0	1.2
108-10-1	4-Methyl-2-pentanone	5.0	U	5.0	0.42
135-98-8	sec-Butylbenzene	1.0	U	1.0	0.13
1634-04-4	Methyl tert-butyl ether	1.0	U	1.0	0.070
994-05-8	Tert-amyl-methyl ether (TAME)	5.0	U	5.0	0.11
75-09-2	Methylene Chloride	5.0	U	5.0	2.6
95-47-6	o-Xylene	1.0	U	1.0	0.090
100-42-5	Styrene	1.0	U	1.0	0.10
637-92-3	Ethyl-t-butyl ether (ETBE)	5.0	U	5.0	0.15
98-06-6	tert-Butylbenzene	1.0	U	1.0	0.14
127-18-4	Tetrachloroethene	1.0	U	1.0	0.15
108-88-3	Toluene	1.0	U	1.0	0.14
156-60-5	trans-1,2-Dichloroethene	1.0	U	1.0	0.19
10061-02-6	trans-1,3-Dichloropropene	1.0	U	1.0	0.67
79-01-6	Trichloroethene	1.0	U	1.0	0.10
75-69-4	Trichlorofluoromethane	1.0	U	1.0	0.45
108-05-4	Vinyl acetate	2.0	U	2.0	0.19
75-01-4	Vinyl chloride	0.21	J	0.50	0.20
75-65-0	tert-Butyl alcohol	20	U	20	1.7
1330-20-7	Xylenes, Total	2.0	U	2.0	0.15

FORM I
GC/MS VOA ORGANICS ANALYSIS DATA SHEET

Lab Name: TestAmerica Canton | Job No.: 240-96812-1

SDG No.:

Client Sample ID: MSA-SW-42B-3_18 | Lab Sample ID: 240-96812-32

Matrix: Water | Lab File ID: U1264569.D

Analysis Method: 8260C | Date Collected: 06/07/2018 11:54

Sample wt/vol: 5(mL) | Date Analyzed: 06/18/2018 15:30

Soil Aliquot Vol: | Dilution Factor: 1

Soil Extract Vol.: | GC Column: DB-624 ID: 0.18(mm)

% Moisture: | Level: (low/med) Low

Analysis Batch No.: 332047 | Units: ug/L

CAS NO.	COMPOUND NAME	RESULT	Q	RL	MDL
124-48-1	Dibromochloromethane	1.0	U	1.0	0.39

CAS NO.	SURROGATE	%REC	Q	LIMITS
17060-07-0	1,2-Dichloroethane-d4 (Surr)	118		61-138
460-00-4	4-Bromofluorobenzene (Surr)	104		69-120
2037-26-5	Toluene-d8 (Surr)	121	X	73-120
1868-53-7	Dibromofluoromethane (Surr)	109		69-124

FORM I
GC/MS VOA ORGANICS ANALYSIS DATA SHEET
TENTATIVELY IDENTIFIED COMPOUNDS

Lab Name: TestAmerica Canton Job No.: 240-96812-1

SDG No.:

Client Sample ID: MSA-SW-42B-3_18 Lab Sample ID: 240-96812-32

Matrix: Water Lab File ID: U1264569.D

Analysis Method: 8260C Date Collected: 06/07/2018 11:54

Sample wt/vol: 5(mL) Date Analyzed: 06/18/2018 15:30

Soil Aliquot Vol: Dilution Factor: 1

Soil Extract Vol.: GC Column: DB-624 ID: 0.18(mm)

% Moisture: Level: (low/med) Low

Analysis Batch No.: 332047 Units: ug/L

Number TICs Found: 0 TIC Result Total: 0

CAS NO.	COMPOUND NAME	RT	RESULT	Q	MATCH QUALITY
	Tentatively Identified Compound		None		

FORM I-TIC 8260C

FORM I
GC/MS VOA ORGANICS ANALYSIS DATA SHEET
TARGETED TENATIVELY IDENTIFIED COMPOUNDS

Lab Name: TestAmerica Canton Job No.: 240-96812-1

SDG No.:

Client Sample ID: MSA-SW-42B-3_18 Lab Sample ID: 240-96812-32

Matrix: Water Lab File ID: U1264569.D

Analysis Method: 8260C Date Collected: 06/07/2018 11:54

Sample wt/vol: 5(mL) Date Analyzed: 06/18/2018 15:30

Soil Aliquot Vol: Dilution Factor: 1

Soil Extract Vol.: GC Column: DB-624 ID: 0.18(mm)

% Moisture: Level: (low/med) Low

Analysis Batch No.: 332047 Units: ug/L

CAS NO.	COMPOUND NAME	RT	RESULT	Q	MATCH QUALITY
75-45-6	Chlorodifluoromethane TIC		1.0	U	

FORM I-TIC 8260C

FORM I
GC/MS VOA ORGANICS ANALYSIS DATA SHEET

Lab Name: TestAmerica Canton | Job No.: 240-96812-1
SDG No.:
Client Sample ID: MSA-SW-42C-3_18 | Lab Sample ID: 240-96812-33
Matrix: Water | Lab File ID: U1264570.D
Analysis Method: 8260C | Date Collected: 06/07/2018 12:00
Sample wt/vol: 5(mL) | Date Analyzed: 06/18/2018 15:53
Soil Aliquot Vol: | Dilution Factor: 1
Soil Extract Vol.: | GC Column: DB-624 ID: 0.18(mm)
% Moisture: | Level: (low/med) Low
Analysis Batch No.: 332047 | Units: ug/L

CAS NO.	COMPOUND NAME	RESULT	Q	RL	MDL
630-20-6	1,1,1,2-Tetrachloroethane	1.0	U	1.0	0.14
71-55-6	1,1,1-Trichloroethane	1.0	U	1.0	0.24
79-34-5	1,1,2,2-Tetrachloroethane	1.0	U	1.0	0.13
76-13-1	1,1,2-Trichloro-1,2,2-trichfluoroethane	1.0	U	1.0	0.41
75-34-3	1,1-Dichloroethane	1.0	U	1.0	0.17
75-35-4	1,1-Dichloroethene	1.0	U	1.0	0.19
563-58-6	1,1-Dichloropropene	1.0	U	1.0	0.14
87-61-6	1,2,3-Trichlorobenzene	1.0	U	1.0	0.54
96-18-4	1,2,3-Trichloropropane	1.0	U	1.0	0.24
526-73-8	1,2,3-Trimethylbenzene	5.0	U	5.0	0.14
120-82-1	1,2,4-Trichlorobenzene	1.0	U	1.0	0.26
95-63-6	1,2,4-Trimethylbenzene	1.0	U	1.0	0.070
96-12-8	1,2-Dibromo-3-Chloropropane	5.0	U	5.0	0.91
95-50-1	1,2-Dichlorobenzene	1.0	U	1.0	0.15
107-06-2	1,2-Dichloroethane	1.0	U	1.0	0.21
78-87-5	1,2-Dichloropropane	1.0	U	1.0	0.15
541-73-1	1,3-Dichlorobenzene	1.0	U	1.0	0.15
142-28-9	1,3-Dichloropropane	1.0	U	1.0	0.21
106-46-7	1,4-Dichlorobenzene	1.0	U	1.0	0.16
594-20-7	2,2-Dichloropropane	1.0	U	1.0	0.31
110-75-8	2-Chloroethyl vinyl ether	10	U	10	0.26
95-49-8	2-Chlorotoluene	1.0	U	1.0	0.15
591-78-6	2-Hexanone	5.0	U	5.0	0.54
108-86-1	Bromobenzene	1.0	U	1.0	0.12
74-97-5	Bromochloromethane	1.0	U	1.0	0.14
106-43-4	4-Chlorotoluene	1.0	U	1.0	0.090
99-87-6	p-Isopropyltoluene	1.0	U	1.0	0.13
67-64-1	Acetone	5.0	U	5.0	5.4
71-43-2	Benzene	1.0	U	1.0	0.13
75-25-2	Bromoform	1.0	U	1.0	0.76
74-83-9	Bromomethane	1.0	U	1.0	0.42
75-15-0	Carbon disulfide	1.0	U	1.0	0.28
56-23-5	Carbon tetrachloride	1.0	U	1.0	0.26
108-90-7	Chlorobenzene	1.0	U	1.0	0.14
75-00-3	Chloroethane	1.0	U	1.0	0.83

FORM I
GC/MS VOA ORGANICS ANALYSIS DATA SHEET

Lab Name: TestAmerica Canton | Job No.: 240-96812-1

SDG No.:

Client Sample ID: MSA-SW-42C-3_18 | Lab Sample ID: 240-96812-33

Matrix: Water | Lab File ID: U1264570.D

Analysis Method: 8260C | Date Collected: 06/07/2018 12:00

Sample wt/vol: 5(mL) | Date Analyzed: 06/18/2018 15:53

Soil Aliquot Vol: | Dilution Factor: 1

Soil Extract Vol.: | GC Column: DB-624 ID: 0.18(mm)

% Moisture: | Level: (low/med) Low

Analysis Batch No.: 332047 | Units: ug/L

CAS NO.	COMPOUND NAME	RESULT	Q	RL	MDL
67-66-3	Chloroform	1.0	U	1.0	0.13
74-87-3	Chloromethane	1.0	U	1.0	0.20
156-59-2	cis-1,2-Dichloroethene	1.0	U	1.0	0.16
10061-01-5	cis-1,3-Dichloropropene	1.0	U	1.0	0.61
87-68-3	Hexachlorobutadiene	1.0	U	1.0	0.83
74-95-3	Dibromomethane	1.0	U *	1.0	0.090
75-27-4	Bromodichloromethane	1.0	U	1.0	0.17
75-71-8	Dichlorodifluoromethane	1.0	U	1.0	0.35
100-41-4	Ethylbenzene	1.0	U	1.0	0.11
106-93-4	1,2-Dibromoethane	1.0	U	1.0	0.12
108-20-3	Diisopropyl ether	5.0	U	5.0	0.17
91-20-3	Naphthalene	1.0	U	1.0	0.32
179601-23-1	m-Xylene & p-Xylene	2.0	U	2.0	0.080
104-51-8	n-Butylbenzene	1.0	U	1.0	0.14
98-82-8	Isopropylbenzene	1.0	U	1.0	0.090
103-65-1	n-Propylbenzene	1.0	U	1.0	0.15
78-93-3	2-Butanone	5.0	U	5.0	1.2
108-10-1	4-Methyl-2-pentanone	5.0	U	5.0	0.42
135-98-8	sec-Butylbenzene	1.0	U	1.0	0.13
1634-04-4	Methyl tert-butyl ether	1.0	U	1.0	0.070
994-05-8	Tert-amyl-methyl ether (TAME)	5.0	U	5.0	0.11
75-09-2	Methylene Chloride	5.0	U	5.0	2.6
95-47-6	o-Xylene	1.0	U	1.0	0.090
100-42-5	Styrene	1.0	U	1.0	0.10
637-92-3	Ethyl-t-butyl ether (ETBE)	5.0	U	5.0	0.15
98-06-6	tert-Butylbenzene	1.0	U	1.0	0.14
127-18-4	Tetrachloroethene	1.0	U	1.0	0.15
108-88-3	Toluene	1.0	U	1.0	0.14
156-60-5	trans-1,2-Dichloroethene	1.0	U	1.0	0.19
10061-02-6	trans-1,3-Dichloropropene	1.0	U	1.0	0.67
79-01-6	Trichloroethene	1.0	U	1.0	0.10
75-69-4	Trichlorofluoromethane	1.0	U	1.0	0.45
108-05-4	Vinyl acetate	2.0	U	2.0	0.19
75-01-4	Vinyl chloride	0.50	U	0.50	0.20
75-65-0	tert-Butyl alcohol	20	U	20	1.7
1330-20-7	Xylenes, Total	2.0	U	2.0	0.15

FORM I
GC/MS VOA ORGANICS ANALYSIS DATA SHEET

Lab Name: TestAmerica Canton | Job No.: 240-96812-1

SDG No.:

Client Sample ID: MSA-SW-42C-3_18 | Lab Sample ID: 240-96812-33

Matrix: Water | Lab File ID: U1264570.D

Analysis Method: 8260C | Date Collected: 06/07/2018 12:00

Sample wt/vol: 5(mL) | Date Analyzed: 06/18/2018 15:53

Soil Aliquot Vol: | Dilution Factor: 1

Soil Extract Vol.: | GC Column: DB-624 ID: 0.18(mm)

% Moisture: | Level: (low/med) Low

Analysis Batch No.: 332047 | Units: ug/L

CAS NO.	COMPOUND NAME	RESULT	Q	RL	MDL
124-48-1	Dibromochloromethane	1.0	U	1.0	0.39

CAS NO.	SURROGATE	%REC	Q	LIMITS
17060-07-0	1,2-Dichloroethane-d4 (Surr)	119		61-138
460-00-4	4-Bromofluorobenzene (Surr)	103		69-120
2037-26-5	Toluene-d8 (Surr)	114		73-120
1868-53-7	Dibromofluoromethane (Surr)	104		69-124

FORM I
GC/MS VOA ORGANICS ANALYSIS DATA SHEET
TENTATIVELY IDENTIFIED COMPOUNDS

Lab Name: TestAmerica Canton Job No.: 240-96812-1

SDG No.:

Client Sample ID: MSA-SW-42C-3_18 Lab Sample ID: 240-96812-33

Matrix: Water Lab File ID: U1264570.D

Analysis Method: 8260C Date Collected: 06/07/2018 12:00

Sample wt/vol: 5(mL) Date Analyzed: 06/18/2018 15:53

Soil Aliquot Vol: Dilution Factor: 1

Soil Extract Vol.: GC Column: DB-624 ID: 0.18(mm)

% Moisture: Level: (low/med) Low

Analysis Batch No.: 332047 Units: ug/L

Number TICs Found: 0 TIC Result Total: 0

CAS NO.	COMPOUND NAME	RT	RESULT	Q	MATCH QUALITY
	Tentatively Identified Compound		None		

FORM I-TIC 8260C

FORM I
GC/MS VOA ORGANICS ANALYSIS DATA SHEET
TARGETED TENATIVELY IDENTIFIED COMPOUNDS

Lab Name: TestAmerica Canton Job No.: 240-96812-1

SDG No.:

Client Sample ID: MSA-SW-42C-3_18 Lab Sample ID: 240-96812-33

Matrix: Water Lab File ID: U1264570.D

Analysis Method: 8260C Date Collected: 06/07/2018 12:00

Sample wt/vol: 5(mL) Date Analyzed: 06/18/2018 15:53

Soil Aliquot Vol: Dilution Factor: 1

Soil Extract Vol.: GC Column: DB-624 ID: 0.18(mm)

% Moisture: Level: (low/med) Low

Analysis Batch No.: 332047 Units: ug/L

CAS NO.	COMPOUND NAME	RT	RESULT	Q	MATCH QUALITY
75-45-6	Chlorodifluoromethane TIC		1.0	U	

FORM I-TIC 8260C

FORM I
GC/MS VOA ORGANICS ANALYSIS DATA SHEET

Lab Name: TestAmerica Canton | Job No.: 240-96812-1

SDG No.:

Client Sample ID: MSA-SW-42D-3_18 | Lab Sample ID: 240-96812-34

Matrix: Water | Lab File ID: U1264571.D

Analysis Method: 8260C | Date Collected: 06/07/2018 12:04

Sample wt/vol: 5(mL) | Date Analyzed: 06/18/2018 16:16

Soil Aliquot Vol: | Dilution Factor: 1

Soil Extract Vol.: | GC Column: DB-624 ID: 0.18(mm)

% Moisture: | Level: (low/med) Low

Analysis Batch No.: 332047 | Units: ug/L

CAS NO.	COMPOUND NAME	RESULT	Q	RL	MDL
630-20-6	1,1,1,2-Tetrachloroethane	1.0	U	1.0	0.14
71-55-6	1,1,1-Trichloroethane	1.0	U	1.0	0.24
79-34-5	1,1,2,2-Tetrachloroethane	1.0	U	1.0	0.13
76-13-1	1,1,2-Trichloro-1,2,2-trichfluoroethane	1.0	U	1.0	0.41
75-34-3	1,1-Dichloroethane	1.0	U	1.0	0.17
75-35-4	1,1-Dichloroethene	1.0	U	1.0	0.19
563-58-6	1,1-Dichloropropene	1.0	U	1.0	0.14
87-61-6	1,2,3-Trichlorobenzene	1.0	U	1.0	0.54
96-18-4	1,2,3-Trichloropropane	1.0	U	1.0	0.24
526-73-8	1,2,3-Trimethylbenzene	5.0	U	5.0	0.14
120-82-1	1,2,4-Trichlorobenzene	1.0	U	1.0	0.26
95-63-6	1,2,4-Trimethylbenzene	1.0	U	1.0	0.070
96-12-8	1,2-Dibromo-3-Chloropropane	5.0	U	5.0	0.91
95-50-1	1,2-Dichlorobenzene	1.0	U	1.0	0.15
107-06-2	1,2-Dichloroethane	1.0	U	1.0	0.21
78-87-5	1,2-Dichloropropane	1.0	U	1.0	0.15
541-73-1	1,3-Dichlorobenzene	1.0	U	1.0	0.15
142-28-9	1,3-Dichloropropane	1.0	U	1.0	0.21
106-46-7	1,4-Dichlorobenzene	1.0	U	1.0	0.16
594-20-7	2,2-Dichloropropane	1.0	U	1.0	0.31
110-75-8	2-Chloroethyl vinyl ether	10	U	10	0.26
95-49-8	2-Chlorotoluene	1.0	U	1.0	0.15
591-78-6	2-Hexanone	5.0	U	5.0	0.54
108-86-1	Bromobenzene	1.0	U	1.0	0.12
74-97-5	Bromochloromethane	1.0	U	1.0	0.14
106-43-4	4-Chlorotoluene	1.0	U	1.0	0.090
99-87-6	p-Isopropyltoluene	1.0	U	1.0	0.13
67-64-1	Acetone	5.0	U	5.0	5.4
71-43-2	Benzene	1.0	U	1.0	0.13
75-25-2	Bromoform	1.0	U	1.0	0.76
74-83-9	Bromomethane	1.0	U	1.0	0.42
75-15-0	Carbon disulfide	1.0	U	1.0	0.28
56-23-5	Carbon tetrachloride	1.0	U	1.0	0.26
108-90-7	Chlorobenzene	1.0	U	1.0	0.14
75-00-3	Chloroethane	1.0	U	1.0	0.83

FORM I
GC/MS VOA ORGANICS ANALYSIS DATA SHEET

Lab Name: TestAmerica Canton | Job No.: 240-96812-1

SDG No.:

Client Sample ID: MSA-SW-42D-3_18 | Lab Sample ID: 240-96812-34

Matrix: Water | Lab File ID: U1264571.D

Analysis Method: 8260C | Date Collected: 06/07/2018 12:04

Sample wt/vol: 5(mL) | Date Analyzed: 06/18/2018 16:16

Soil Aliquot Vol: | Dilution Factor: 1

Soil Extract Vol.: | GC Column: DB-624 ID: 0.18(mm)

% Moisture: | Level: (low/med) Low

Analysis Batch No.: 332047 | Units: ug/L

CAS NO.	COMPOUND NAME	RESULT	Q	RL	MDL
67-66-3	Chloroform	1.0	U	1.0	0.13
74-87-3	Chloromethane	1.0	U	1.0	0.20
156-59-2	cis-1,2-Dichloroethene	1.0	U	1.0	0.16
10061-01-5	cis-1,3-Dichloropropene	1.0	U	1.0	0.61
87-68-3	Hexachlorobutadiene	1.0	U	1.0	0.83
74-95-3	Dibromomethane	1.0	U *	1.0	0.090
75-27-4	Bromodichloromethane	1.0	U	1.0	0.17
75-71-8	Dichlorodifluoromethane	1.0	U	1.0	0.35
100-41-4	Ethylbenzene	1.0	U	1.0	0.11
106-93-4	1,2-Dibromoethane	1.0	U	1.0	0.12
108-20-3	Diisopropyl ether	5.0	U	5.0	0.17
91-20-3	Naphthalene	1.0	U	1.0	0.32
179601-23-1	m-Xylene & p-Xylene	2.0	U	2.0	0.080
104-51-8	n-Butylbenzene	1.0	U	1.0	0.14
98-82-8	Isopropylbenzene	1.0	U	1.0	0.090
103-65-1	n-Propylbenzene	1.0	U	1.0	0.15
78-93-3	2-Butanone	5.0	U	5.0	1.2
108-10-1	4-Methyl-2-pentanone	5.0	U	5.0	0.42
135-98-8	sec-Butylbenzene	1.0	U	1.0	0.13
1634-04-4	Methyl tert-butyl ether	1.0	U	1.0	0.070
994-05-8	Tert-amyl-methyl ether (TAME)	5.0	U	5.0	0.11
75-09-2	Methylene Chloride	5.0	U	5.0	2.6
95-47-6	o-Xylene	1.0	U	1.0	0.090
100-42-5	Styrene	1.0	U	1.0	0.10
637-92-3	Ethyl-t-butyl ether (ETBE)	5.0	U	5.0	0.15
98-06-6	tert-Butylbenzene	1.0	U	1.0	0.14
127-18-4	Tetrachloroethene	1.0	U	1.0	0.15
108-88-3	Toluene	1.0	U	1.0	0.14
156-60-5	trans-1,2-Dichloroethene	1.0	U	1.0	0.19
10061-02-6	trans-1,3-Dichloropropene	1.0	U	1.0	0.67
79-01-6	Trichloroethene	1.0	U	1.0	0.10
75-69-4	Trichlorofluoromethane	1.0	U	1.0	0.45
108-05-4	Vinyl acetate	2.0	U	2.0	0.19
75-01-4	Vinyl chloride	0.50	U	0.50	0.20
75-65-0	tert-Butyl alcohol	20	U	20	1.7
1330-20-7	Xylenes, Total	2.0	U	2.0	0.15

FORM I
GC/MS VOA ORGANICS ANALYSIS DATA SHEET

Lab Name: TestAmerica Canton | Job No.: 240-96812-1

SDG No.:

Client Sample ID: MSA-SW-42D-3_18 | Lab Sample ID: 240-96812-34

Matrix: Water | Lab File ID: U1264571.D

Analysis Method: 8260C | Date Collected: 06/07/2018 12:04

Sample wt/vol: 5(mL) | Date Analyzed: 06/18/2018 16:16

Soil Aliquot Vol: | Dilution Factor: 1

Soil Extract Vol.: | GC Column: DB-624 ID: 0.18(mm)

% Moisture: | Level: (low/med) Low

Analysis Batch No.: 332047 | Units: ug/L

CAS NO.	COMPOUND NAME	RESULT	Q	RL	MDL
124-48-1	Dibromochloromethane	1.0	U	1.0	0.39

CAS NO.	SURROGATE	%REC	Q	LIMITS
17060-07-0	1,2-Dichloroethane-d4 (Surr)	105		61-138
460-00-4	4-Bromofluorobenzene (Surr)	93		69-120
2037-26-5	Toluene-d8 (Surr)	102		73-120
1868-53-7	Dibromofluoromethane (Surr)	93		69-124

FORM I
GC/MS VOA ORGANICS ANALYSIS DATA SHEET
TENTATIVELY IDENTIFIED COMPOUNDS

Lab Name: TestAmerica Canton Job No.: 240-96812-1

SDG No.:

Client Sample ID: MSA-SW-42D-3_18 Lab Sample ID: 240-96812-34

Matrix: Water Lab File ID: U1264571.D

Analysis Method: 8260C Date Collected: 06/07/2018 12:04

Sample wt/vol: 5(mL) Date Analyzed: 06/18/2018 16:16

Soil Aliquot Vol: Dilution Factor: 1

Soil Extract Vol.: GC Column: DB-624 ID: 0.18(mm)

% Moisture: Level: (low/med) Low

Analysis Batch No.: 332047 Units: ug/L

Number TICs Found: 0 TIC Result Total: 0

CAS NO.	COMPOUND NAME	RT	RESULT	Q	MATCH QUALITY
	Tentatively Identified Compound		None		

FORM I-TIC 8260C

FORM I
GC/MS VOA ORGANICS ANALYSIS DATA SHEET
TARGETED TENATIVELY IDENTIFIED COMPOUNDS

Lab Name: TestAmerica Canton Job No.: 240-96812-1

SDG No.:

Client Sample ID: MSA-SW-42D-3_18 Lab Sample ID: 240-96812-34

Matrix: Water Lab File ID: U1264571.D

Analysis Method: 8260C Date Collected: 06/07/2018 12:04

Sample wt/vol: 5(mL) Date Analyzed: 06/18/2018 16:16

Soil Aliquot Vol: Dilution Factor: 1

Soil Extract Vol.: GC Column: DB-624 ID: 0.18(mm)

% Moisture: Level: (low/med) Low

Analysis Batch No.: 332047 Units: ug/L

CAS NO.	COMPOUND NAME	RT	RESULT	Q	MATCH QUALITY
75-45-6	Chlorodifluoromethane TIC		1.0	U	

FORM I-TIC 8260C

FORM I
GC/MS VOA ORGANICS ANALYSIS DATA SHEET

Lab Name: TestAmerica Canton | Job No.: 240-96812-1
SDG No.:
Client Sample ID: MSA-SW-45A-3_18 | Lab Sample ID: 240-96812-35
Matrix: Water | Lab File ID: U1264572.D
Analysis Method: 8260C | Date Collected: 06/07/2018 10:02
Sample wt/vol: 5(mL) | Date Analyzed: 06/18/2018 16:39
Soil Aliquot Vol: | Dilution Factor: 1
Soil Extract Vol.: | GC Column: DB-624 ID: 0.18(mm)
% Moisture: | Level: (low/med) Low
Analysis Batch No.: 332047 | Units: ug/L

CAS NO.	COMPOUND NAME	RESULT	Q	RL	MDL
630-20-6	1,1,1,2-Tetrachloroethane	1.0	U	1.0	0.14
71-55-6	1,1,1-Trichloroethane	1.0	U	1.0	0.24
79-34-5	1,1,2,2-Tetrachloroethane	1.0	U	1.0	0.13
76-13-1	1,1,2-Trichloro-1,2,2-trichfluoroethane	1.0	U	1.0	0.41
75-34-3	1,1-Dichloroethane	1.0	U	1.0	0.17
75-35-4	1,1-Dichloroethene	1.0	U	1.0	0.19
563-58-6	1,1-Dichloropropene	1.0	U	1.0	0.14
87-61-6	1,2,3-Trichlorobenzene	1.0	U	1.0	0.54
96-18-4	1,2,3-Trichloropropane	1.0	U	1.0	0.24
526-73-8	1,2,3-Trimethylbenzene	5.0	U	5.0	0.14
120-82-1	1,2,4-Trichlorobenzene	1.0	U	1.0	0.26
95-63-6	1,2,4-Trimethylbenzene	1.0	U	1.0	0.070
96-12-8	1,2-Dibromo-3-Chloropropane	5.0	U	5.0	0.91
95-50-1	1,2-Dichlorobenzene	1.0	U	1.0	0.15
107-06-2	1,2-Dichloroethane	1.0	U	1.0	0.21
78-87-5	1,2-Dichloropropane	1.0	U	1.0	0.15
541-73-1	1,3-Dichlorobenzene	1.0	U	1.0	0.15
142-28-9	1,3-Dichloropropane	1.0	U	1.0	0.21
106-46-7	1,4-Dichlorobenzene	1.0	U	1.0	0.16
594-20-7	2,2-Dichloropropane	1.0	U	1.0	0.31
110-75-8	2-Chloroethyl vinyl ether	10	U	10	0.26
95-49-8	2-Chlorotoluene	1.0	U	1.0	0.15
591-78-6	2-Hexanone	5.0	U	5.0	0.54
108-86-1	Bromobenzene	1.0	U	1.0	0.12
74-97-5	Bromochloromethane	1.0	U	1.0	0.14
106-43-4	4-Chlorotoluene	1.0	U	1.0	0.090
99-87-6	p-Isopropyltoluene	1.0	U	1.0	0.13
67-64-1	Acetone	5.0	U	5.0	5.4
71-43-2	Benzene	1.0	U	1.0	0.13
75-25-2	Bromoform	1.0	U	1.0	0.76
74-83-9	Bromomethane	1.0	U	1.0	0.42
75-15-0	Carbon disulfide	1.0	U	1.0	0.28
56-23-5	Carbon tetrachloride	1.0	U	1.0	0.26
108-90-7	Chlorobenzene	1.0	U	1.0	0.14
75-00-3	Chloroethane	1.0	U	1.0	0.83

FORM I
GC/MS VOA ORGANICS ANALYSIS DATA SHEET

Lab Name: TestAmerica Canton | Job No.: 240-96812-1

SDG No.:

Client Sample ID: MSA-SW-45A-3_18 | Lab Sample ID: 240-96812-35

Matrix: Water | Lab File ID: U1264572.D

Analysis Method: 8260C | Date Collected: 06/07/2018 10:02

Sample wt/vol: 5(mL) | Date Analyzed: 06/18/2018 16:39

Soil Aliquot Vol: | Dilution Factor: 1

Soil Extract Vol.: | GC Column: DB-624 ID: 0.18(mm)

% Moisture: | Level: (low/med) Low

Analysis Batch No.: 332047 | Units: ug/L

CAS NO.	COMPOUND NAME	RESULT	Q	RL	MDL
67-66-3	Chloroform	1.0	U	1.0	0.13
74-87-3	Chloromethane	1.0	U	1.0	0.20
156-59-2	cis-1,2-Dichloroethene	1.0	U	1.0	0.16
10061-01-5	cis-1,3-Dichloropropene	1.0	U	1.0	0.61
87-68-3	Hexachlorobutadiene	1.0	U	1.0	0.83
74-95-3	Dibromomethane	1.0	U *	1.0	0.090
75-27-4	Bromodichloromethane	1.0	U	1.0	0.17
75-71-8	Dichlorodifluoromethane	1.0	U	1.0	0.35
100-41-4	Ethylbenzene	1.0	U	1.0	0.11
106-93-4	1,2-Dibromoethane	1.0	U	1.0	0.12
108-20-3	Diisopropyl ether	5.0	U	5.0	0.17
91-20-3	Naphthalene	1.0	U	1.0	0.32
179601-23-1	m-Xylene & p-Xylene	2.0	U	2.0	0.080
104-51-8	n-Butylbenzene	1.0	U	1.0	0.14
98-82-8	Isopropylbenzene	1.0	U	1.0	0.090
103-65-1	n-Propylbenzene	1.0	U	1.0	0.15
78-93-3	2-Butanone	5.0	U	5.0	1.2
108-10-1	4-Methyl-2-pentanone	5.0	U	5.0	0.42
135-98-8	sec-Butylbenzene	1.0	U	1.0	0.13
1634-04-4	Methyl tert-butyl ether	1.0	U	1.0	0.070
994-05-8	Tert-amyl-methyl ether (TAME)	5.0	U	5.0	0.11
75-09-2	Methylene Chloride	5.0	U	5.0	2.6
95-47-6	o-Xylene	1.0	U	1.0	0.090
100-42-5	Styrene	1.0	U	1.0	0.10
637-92-3	Ethyl-t-butyl ether (ETBE)	5.0	U	5.0	0.15
98-06-6	tert-Butylbenzene	1.0	U	1.0	0.14
127-18-4	Tetrachloroethene	1.0	U	1.0	0.15
108-88-3	Toluene	1.0	U	1.0	0.14
156-60-5	trans-1,2-Dichloroethene	1.0	U	1.0	0.19
10061-02-6	trans-1,3-Dichloropropene	1.0	U	1.0	0.67
79-01-6	Trichloroethene	1.0	U	1.0	0.10
75-69-4	Trichlorofluoromethane	1.0	U	1.0	0.45
108-05-4	Vinyl acetate	2.0	U	2.0	0.19
75-01-4	Vinyl chloride	0.50	U	0.50	0.20
75-65-0	tert-Butyl alcohol	20	U	20	1.7
1330-20-7	Xylenes, Total	2.0	U	2.0	0.15

FORM I
GC/MS VOA ORGANICS ANALYSIS DATA SHEET

Lab Name: TestAmerica Canton | Job No.: 240-96812-1

SDG No.:

Client Sample ID: MSA-SW-45A-3_18 | Lab Sample ID: 240-96812-35

Matrix: Water | Lab File ID: U1264572.D

Analysis Method: 8260C | Date Collected: 06/07/2018 10:02

Sample wt/vol: 5(mL) | Date Analyzed: 06/18/2018 16:39

Soil Aliquot Vol: | Dilution Factor: 1

Soil Extract Vol.: | GC Column: DB-624 ID: 0.18(mm)

% Moisture: | Level: (low/med) Low

Analysis Batch No.: 332047 | Units: ug/L

CAS NO.	COMPOUND NAME	RESULT	Q	RL	MDL
124-48-1	Dibromochloromethane	1.0	U	1.0	0.39

CAS NO.	SURROGATE	%REC	Q	LIMITS
17060-07-0	1,2-Dichloroethane-d4 (Surr)	115		61-138
460-00-4	4-Bromofluorobenzene (Surr)	100		69-120
2037-26-5	Toluene-d8 (Surr)	112		73-120
1868-53-7	Dibromofluoromethane (Surr)	101		69-124

FORM I
GC/MS VOA ORGANICS ANALYSIS DATA SHEET
TENTATIVELY IDENTIFIED COMPOUNDS

Lab Name: TestAmerica Canton Job No.: 240-96812-1

SDG No.:

Client Sample ID: MSA-SW-45A-3_18 Lab Sample ID: 240-96812-35

Matrix: Water Lab File ID: U1264572.D

Analysis Method: 8260C Date Collected: 06/07/2018 10:02

Sample wt/vol: 5(mL) Date Analyzed: 06/18/2018 16:39

Soil Aliquot Vol: Dilution Factor: 1

Soil Extract Vol.: GC Column: DB-624 ID: 0.18(mm)

% Moisture: Level: (low/med) Low

Analysis Batch No.: 332047 Units: ug/L

Number TICs Found: 0 TIC Result Total: 0

CAS NO.	COMPOUND NAME	RT	RESULT	Q	MATCH QUALITY
	Tentatively Identified Compound		None		

FORM I-TIC 8260C

FORM I
GC/MS VOA ORGANICS ANALYSIS DATA SHEET
TARGETED TENATIVELY IDENTIFIED COMPOUNDS

Lab Name: TestAmerica Canton Job No.: 240-96812-1

SDG No.:

Client Sample ID: MSA-SW-45A-3_18 Lab Sample ID: 240-96812-35

Matrix: Water Lab File ID: U1264572.D

Analysis Method: 8260C Date Collected: 06/07/2018 10:02

Sample wt/vol: 5(mL) Date Analyzed: 06/18/2018 16:39

Soil Aliquot Vol: Dilution Factor: 1

Soil Extract Vol.: GC Column: DB-624 ID: 0.18(mm)

% Moisture: Level: (low/med) Low

Analysis Batch No.: 332047 Units: ug/L

CAS NO.	COMPOUND NAME	RT	RESULT	Q	MATCH QUALITY
75-45-6	Chlorodifluoromethane TIC		1.0	U	

FORM I-TIC 8260C

FORM I
GC/MS VOA ORGANICS ANALYSIS DATA SHEET

Lab Name: TestAmerica Canton | Job No.: 240-96812-1
SDG No.:
Client Sample ID: MSA-SW-45B-3_18 | Lab Sample ID: 240-96812-36
Matrix: Water | Lab File ID: U1264573.D
Analysis Method: 8260C | Date Collected: 06/07/2018 10:06
Sample wt/vol: 5(mL) | Date Analyzed: 06/18/2018 17:02
Soil Aliquot Vol: | Dilution Factor: 1
Soil Extract Vol.: | GC Column: DB-624 ID: 0.18(mm)
% Moisture: | Level: (low/med) Low
Analysis Batch No.: 332047 | Units: ug/L

CAS NO.	COMPOUND NAME	RESULT	Q	RL	MDL
630-20-6	1,1,1,2-Tetrachloroethane	1.0	U	1.0	0.14
71-55-6	1,1,1-Trichloroethane	1.0	U	1.0	0.24
79-34-5	1,1,2,2-Tetrachloroethane	1.0	U	1.0	0.13
76-13-1	1,1,2-Trichloro-1,2,2-trichfluoroethane	1.0	U	1.0	0.41
75-34-3	1,1-Dichloroethane	1.0	U	1.0	0.17
75-35-4	1,1-Dichloroethene	1.0	U	1.0	0.19
563-58-6	1,1-Dichloropropene	1.0	U	1.0	0.14
87-61-6	1,2,3-Trichlorobenzene	1.0	U	1.0	0.54
96-18-4	1,2,3-Trichloropropane	1.0	U	1.0	0.24
526-73-8	1,2,3-Trimethylbenzene	5.0	U	5.0	0.14
120-82-1	1,2,4-Trichlorobenzene	1.0	U	1.0	0.26
95-63-6	1,2,4-Trimethylbenzene	1.0	U	1.0	0.070
96-12-8	1,2-Dibromo-3-Chloropropane	5.0	U	5.0	0.91
95-50-1	1,2-Dichlorobenzene	1.0	U	1.0	0.15
107-06-2	1,2-Dichloroethane	1.0	U	1.0	0.21
78-87-5	1,2-Dichloropropane	1.0	U	1.0	0.15
541-73-1	1,3-Dichlorobenzene	1.0	U	1.0	0.15
142-28-9	1,3-Dichloropropane	1.0	U	1.0	0.21
106-46-7	1,4-Dichlorobenzene	1.0	U	1.0	0.16
594-20-7	2,2-Dichloropropane	1.0	U	1.0	0.31
110-75-8	2-Chloroethyl vinyl ether	10	U	10	0.26
95-49-8	2-Chlorotoluene	1.0	U	1.0	0.15
591-78-6	2-Hexanone	5.0	U	5.0	0.54
108-86-1	Bromobenzene	1.0	U	1.0	0.12
74-97-5	Bromochloromethane	1.0	U	1.0	0.14
106-43-4	4-Chlorotoluene	1.0	U	1.0	0.090
99-87-6	p-Isopropyltoluene	1.0	U	1.0	0.13
67-64-1	Acetone	5.0	U	5.0	5.4
71-43-2	Benzene	1.0	U	1.0	0.13
75-25-2	Bromoform	1.0	U	1.0	0.76
74-83-9	Bromomethane	1.0	U	1.0	0.42
75-15-0	Carbon disulfide	1.0	U	1.0	0.28
56-23-5	Carbon tetrachloride	1.0	U	1.0	0.26
108-90-7	Chlorobenzene	1.0	U	1.0	0.14
75-00-3	Chloroethane	1.0	U	1.0	0.83

FORM I
GC/MS VOA ORGANICS ANALYSIS DATA SHEET

Lab Name: TestAmerica Canton | Job No.: 240-96812-1

SDG No.:

Client Sample ID: MSA-SW-45B-3_18 | Lab Sample ID: 240-96812-36

Matrix: Water | Lab File ID: U1264573.D

Analysis Method: 8260C | Date Collected: 06/07/2018 10:06

Sample wt/vol: 5(mL) | Date Analyzed: 06/18/2018 17:02

Soil Aliquot Vol: | Dilution Factor: 1

Soil Extract Vol.: | GC Column: DB-624 ID: 0.18(mm)

% Moisture: | Level: (low/med) Low

Analysis Batch No.: 332047 | Units: ug/L

CAS NO.	COMPOUND NAME	RESULT	Q	RL	MDL
67-66-3	Chloroform	1.0	U	1.0	0.13
74-87-3	Chloromethane	1.0	U	1.0	0.20
156-59-2	cis-1,2-Dichloroethene	1.0	U	1.0	0.16
10061-01-5	cis-1,3-Dichloropropene	1.0	U	1.0	0.61
87-68-3	Hexachlorobutadiene	1.0	U	1.0	0.83
74-95-3	Dibromomethane	1.0	U *	1.0	0.090
75-27-4	Bromodichloromethane	1.0	U	1.0	0.17
75-71-8	Dichlorodifluoromethane	1.0	U	1.0	0.35
100-41-4	Ethylbenzene	1.0	U	1.0	0.11
106-93-4	1,2-Dibromoethane	1.0	U	1.0	0.12
108-20-3	Diisopropyl ether	5.0	U	5.0	0.17
91-20-3	Naphthalene	1.0	U	1.0	0.32
179601-23-1	m-Xylene & p-Xylene	2.0	U	2.0	0.080
104-51-8	n-Butylbenzene	1.0	U	1.0	0.14
98-82-8	Isopropylbenzene	1.0	U	1.0	0.090
103-65-1	n-Propylbenzene	1.0	U	1.0	0.15
78-93-3	2-Butanone	5.0	U	5.0	1.2
108-10-1	4-Methyl-2-pentanone	5.0	U	5.0	0.42
135-98-8	sec-Butylbenzene	1.0	U	1.0	0.13
1634-04-4	Methyl tert-butyl ether	1.0	U	1.0	0.070
994-05-8	Tert-amyl-methyl ether (TAME)	5.0	U	5.0	0.11
75-09-2	Methylene Chloride	5.0	U	5.0	2.6
95-47-6	o-Xylene	1.0	U	1.0	0.090
100-42-5	Styrene	1.0	U	1.0	0.10
637-92-3	Ethyl-t-butyl ether (ETBE)	5.0	U	5.0	0.15
98-06-6	tert-Butylbenzene	1.0	U	1.0	0.14
127-18-4	Tetrachloroethene	1.0	U	1.0	0.15
108-88-3	Toluene	1.0	U	1.0	0.14
156-60-5	trans-1,2-Dichloroethene	1.0	U	1.0	0.19
10061-02-6	trans-1,3-Dichloropropene	1.0	U	1.0	0.67
79-01-6	Trichloroethene	1.0	U	1.0	0.10
75-69-4	Trichlorofluoromethane	1.0	U	1.0	0.45
108-05-4	Vinyl acetate	2.0	U	2.0	0.19
75-01-4	Vinyl chloride	0.50	U	0.50	0.20
75-65-0	tert-Butyl alcohol	20	U	20	1.7
1330-20-7	Xylenes, Total	2.0	U	2.0	0.15

FORM I
GC/MS VOA ORGANICS ANALYSIS DATA SHEET

Lab Name: TestAmerica Canton | Job No.: 240-96812-1

SDG No.:

Client Sample ID: MSA-SW-45B-3_18 | Lab Sample ID: 240-96812-36

Matrix: Water | Lab File ID: U1264573.D

Analysis Method: 8260C | Date Collected: 06/07/2018 10:06

Sample wt/vol: 5(mL) | Date Analyzed: 06/18/2018 17:02

Soil Aliquot Vol: | Dilution Factor: 1

Soil Extract Vol.: | GC Column: DB-624 ID: 0.18(mm)

% Moisture: | Level: (low/med) Low

Analysis Batch No.: 332047 | Units: ug/L

CAS NO.	COMPOUND NAME	RESULT	Q	RL	MDL
124-48-1	Dibromochloromethane	1.0	U	1.0	0.39

CAS NO.	SURROGATE	%REC	Q	LIMITS
17060-07-0	1,2-Dichloroethane-d4 (Surr)	106		61-138
460-00-4	4-Bromofluorobenzene (Surr)	92		69-120
2037-26-5	Toluene-d8 (Surr)	105		73-120
1868-53-7	Dibromofluoromethane (Surr)	94		69-124

FORM I
GC/MS VOA ORGANICS ANALYSIS DATA SHEET
TENTATIVELY IDENTIFIED COMPOUNDS

Lab Name: TestAmerica Canton Job No.: 240-96812-1

SDG No.:

Client Sample ID: MSA-SW-45B-3_18 Lab Sample ID: 240-96812-36

Matrix: Water Lab File ID: U1264573.D

Analysis Method: 8260C Date Collected: 06/07/2018 10:06

Sample wt/vol: 5(mL) Date Analyzed: 06/18/2018 17:02

Soil Aliquot Vol: Dilution Factor: 1

Soil Extract Vol.: GC Column: DB-624 ID: 0.18(mm)

% Moisture: Level: (low/med) Low

Analysis Batch No.: 332047 Units: ug/L

Number TICs Found: 0 TIC Result Total: 0

CAS NO.	COMPOUND NAME	RT	RESULT	Q	MATCH QUALITY
	Tentatively Identified Compound		None		

FORM I-TIC 8260C

FORM I
GC/MS VOA ORGANICS ANALYSIS DATA SHEET
TARGETED TENATIVELY IDENTIFIED COMPOUNDS

Lab Name: TestAmerica Canton Job No.: 240-96812-1

SDG No.:

Client Sample ID: MSA-SW-45B-3_18 Lab Sample ID: 240-96812-36

Matrix: Water Lab File ID: U1264573.D

Analysis Method: 8260C Date Collected: 06/07/2018 10:06

Sample wt/vol: 5(mL) Date Analyzed: 06/18/2018 17:02

Soil Aliquot Vol: Dilution Factor: 1

Soil Extract Vol.: GC Column: DB-624 ID: 0.18(mm)

% Moisture: Level: (low/med) Low

Analysis Batch No.: 332047 Units: ug/L

CAS NO.	COMPOUND NAME	RT	RESULT	Q	MATCH QUALITY
75-45-6	Chlorodifluoromethane TIC		1.0	U	

FORM I-TIC 8260C

FORM I
GC/MS VOA ORGANICS ANALYSIS DATA SHEET

Lab Name: TestAmerica Canton | Job No.: 240-96812-1

SDG No.:

Client Sample ID: MSA-SW-45C-3_18 | Lab Sample ID: 240-96812-37

Matrix: Water | Lab File ID: U1264574.D

Analysis Method: 8260C | Date Collected: 06/07/2018 10:10

Sample wt/vol: 5(mL) | Date Analyzed: 06/18/2018 17:25

Soil Aliquot Vol: | Dilution Factor: 1

Soil Extract Vol.: | GC Column: DB-624 ID: 0.18(mm)

% Moisture: | Level: (low/med) Low

Analysis Batch No.: 332047 | Units: ug/L

CAS NO.	COMPOUND NAME	RESULT	Q	RL	MDL
630-20-6	1,1,1,2-Tetrachloroethane	1.0	U	1.0	0.14
71-55-6	1,1,1-Trichloroethane	1.0	U	1.0	0.24
79-34-5	1,1,2,2-Tetrachloroethane	1.0	U	1.0	0.13
76-13-1	1,1,2-Trichloro-1,2,2-trichfluoroethane	1.0	U	1.0	0.41
75-34-3	1,1-Dichloroethane	1.0	U	1.0	0.17
75-35-4	1,1-Dichloroethene	1.0	U	1.0	0.19
563-58-6	1,1-Dichloropropene	1.0	U	1.0	0.14
87-61-6	1,2,3-Trichlorobenzene	1.0	U	1.0	0.54
96-18-4	1,2,3-Trichloropropane	1.0	U	1.0	0.24
526-73-8	1,2,3-Trimethylbenzene	5.0	U	5.0	0.14
120-82-1	1,2,4-Trichlorobenzene	1.0	U	1.0	0.26
95-63-6	1,2,4-Trimethylbenzene	1.0	U	1.0	0.070
96-12-8	1,2-Dibromo-3-Chloropropane	5.0	U	5.0	0.91
95-50-1	1,2-Dichlorobenzene	1.0	U	1.0	0.15
107-06-2	1,2-Dichloroethane	1.0	U	1.0	0.21
78-87-5	1,2-Dichloropropane	1.0	U	1.0	0.15
541-73-1	1,3-Dichlorobenzene	1.0	U	1.0	0.15
142-28-9	1,3-Dichloropropane	1.0	U	1.0	0.21
106-46-7	1,4-Dichlorobenzene	1.0	U	1.0	0.16
594-20-7	2,2-Dichloropropane	1.0	U	1.0	0.31
110-75-8	2-Chloroethyl vinyl ether	10	U	10	0.26
95-49-8	2-Chlorotoluene	1.0	U	1.0	0.15
591-78-6	2-Hexanone	5.0	U	5.0	0.54
108-86-1	Bromobenzene	1.0	U	1.0	0.12
74-97-5	Bromochloromethane	1.0	U	1.0	0.14
106-43-4	4-Chlorotoluene	1.0	U	1.0	0.090
99-87-6	p-Isopropyltoluene	1.0	U	1.0	0.13
67-64-1	Acetone	5.0	U	5.0	5.4
71-43-2	Benzene	1.0	U	1.0	0.13
75-25-2	Bromoform	1.0	U	1.0	0.76
74-83-9	Bromomethane	1.0	U	1.0	0.42
75-15-0	Carbon disulfide	1.0	U	1.0	0.28
56-23-5	Carbon tetrachloride	1.0	U	1.0	0.26
108-90-7	Chlorobenzene	1.0	U	1.0	0.14
75-00-3	Chloroethane	1.0	U	1.0	0.83

FORM I
GC/MS VOA ORGANICS ANALYSIS DATA SHEET

Lab Name: TestAmerica Canton | Job No.: 240-96812-1

SDG No.:

Client Sample ID: MSA-SW-45C-3_18 | Lab Sample ID: 240-96812-37

Matrix: Water | Lab File ID: U1264574.D

Analysis Method: 8260C | Date Collected: 06/07/2018 10:10

Sample wt/vol: 5(mL) | Date Analyzed: 06/18/2018 17:25

Soil Aliquot Vol: | Dilution Factor: 1

Soil Extract Vol.: | GC Column: DB-624 ID: 0.18(mm)

% Moisture: | Level: (low/med) Low

Analysis Batch No.: 332047 | Units: ug/L

CAS NO.	COMPOUND NAME	RESULT	Q	RL	MDL
67-66-3	Chloroform	1.0	U	1.0	0.13
74-87-3	Chloromethane	1.0	U	1.0	0.20
156-59-2	cis-1,2-Dichloroethene	1.0	U	1.0	0.16
10061-01-5	cis-1,3-Dichloropropene	1.0	U	1.0	0.61
87-68-3	Hexachlorobutadiene	1.0	U	1.0	0.83
74-95-3	Dibromomethane	1.0	U *	1.0	0.090
75-27-4	Bromodichloromethane	1.0	U	1.0	0.17
75-71-8	Dichlorodifluoromethane	1.0	U	1.0	0.35
100-41-4	Ethylbenzene	1.0	U	1.0	0.11
106-93-4	1,2-Dibromoethane	1.0	U	1.0	0.12
108-20-3	Diisopropyl ether	5.0	U	5.0	0.17
91-20-3	Naphthalene	1.0	U	1.0	0.32
179601-23-1	m-Xylene & p-Xylene	2.0	U	2.0	0.080
104-51-8	n-Butylbenzene	1.0	U	1.0	0.14
98-82-8	Isopropylbenzene	1.0	U	1.0	0.090
103-65-1	n-Propylbenzene	1.0	U	1.0	0.15
78-93-3	2-Butanone	5.0	U	5.0	1.2
108-10-1	4-Methyl-2-pentanone	5.0	U	5.0	0.42
135-98-8	sec-Butylbenzene	1.0	U	1.0	0.13
1634-04-4	Methyl tert-butyl ether	1.0	U	1.0	0.070
994-05-8	Tert-amyl-methyl ether (TAME)	5.0	U	5.0	0.11
75-09-2	Methylene Chloride	5.0	U	5.0	2.6
95-47-6	o-Xylene	1.0	U	1.0	0.090
100-42-5	Styrene	1.0	U	1.0	0.10
637-92-3	Ethyl-t-butyl ether (ETBE)	5.0	U	5.0	0.15
98-06-6	tert-Butylbenzene	1.0	U	1.0	0.14
127-18-4	Tetrachloroethene	1.0	U	1.0	0.15
108-88-3	Toluene	0.20	J	1.0	0.14
156-60-5	trans-1,2-Dichloroethene	1.0	U	1.0	0.19
10061-02-6	trans-1,3-Dichloropropene	1.0	U	1.0	0.67
79-01-6	Trichloroethene	1.0	U	1.0	0.10
75-69-4	Trichlorofluoromethane	1.0	U	1.0	0.45
108-05-4	Vinyl acetate	2.0	U	2.0	0.19
75-01-4	Vinyl chloride	0.50	U	0.50	0.20
75-65-0	tert-Butyl alcohol	20	U	20	1.7
1330-20-7	Xylenes, Total	2.0	U	2.0	0.15

FORM I
GC/MS VOA ORGANICS ANALYSIS DATA SHEET

Lab Name: TestAmerica Canton
Job No.: 240-96812-1
SDG No.:
Client Sample ID: MSA-SW-45C-3_18
Lab Sample ID: 240-96812-37
Matrix: Water
Lab File ID: U1264574.D
Analysis Method: 8260C
Date Collected: 06/07/2018 10:10
Sample wt/vol: 5(mL)
Date Analyzed: 06/18/2018 17:25
Soil Aliquot Vol:
Dilution Factor: 1
Soil Extract Vol.:
GC Column: DB-624 ID: 0.18(mm)
% Moisture:
Level: (low/med) Low
Analysis Batch No.: 332047
Units: ug/L

CAS NO.	COMPOUND NAME	RESULT	Q	RL	MDL
124-48-1	Dibromochloromethane	1.0	U	1.0	0.39

CAS NO.	SURROGATE	%REC	Q	LIMITS
17060-07-0	1,2-Dichloroethane-d4 (Surr)	124		61-138
460-00-4	4-Bromofluorobenzene (Surr)	98		69-120
2037-26-5	Toluene-d8 (Surr)	121	X	73-120
1868-53-7	Dibromofluoromethane (Surr)	108		69-124

FORM I
GC/MS VOA ORGANICS ANALYSIS DATA SHEET
TENTATIVELY IDENTIFIED COMPOUNDS

Lab Name: TestAmerica Canton Job No.: 240-96812-1

SDG No.:

Client Sample ID: MSA-SW-45C-3_18 Lab Sample ID: 240-96812-37

Matrix: Water Lab File ID: U1264574.D

Analysis Method: 8260C Date Collected: 06/07/2018 10:10

Sample wt/vol: 5(mL) Date Analyzed: 06/18/2018 17:25

Soil Aliquot Vol: Dilution Factor: 1

Soil Extract Vol.: GC Column: DB-624 ID: 0.18(mm)

% Moisture: Level: (low/med) Low

Analysis Batch No.: 332047 Units: ug/L

Number TICs Found: 0 TIC Result Total: 0

CAS NO.	COMPOUND NAME	RT	RESULT	Q	MATCH QUALITY
	Tentatively Identified Compound		None		

FORM I-TIC 8260C

FORM I
GC/MS VOA ORGANICS ANALYSIS DATA SHEET
TARGETED TENATIVELY IDENTIFIED COMPOUNDS

Lab Name: TestAmerica Canton Job No.: 240-96812-1

SDG No.:

Client Sample ID: MSA-SW-45C-3_18 Lab Sample ID: 240-96812-37

Matrix: Water Lab File ID: U1264574.D

Analysis Method: 8260C Date Collected: 06/07/2018 10:10

Sample wt/vol: 5(mL) Date Analyzed: 06/18/2018 17:25

Soil Aliquot Vol: Dilution Factor: 1

Soil Extract Vol.: GC Column: DB-624 ID: 0.18(mm)

% Moisture: Level: (low/med) Low

Analysis Batch No.: 332047 Units: ug/L

CAS NO.	COMPOUND NAME	RT	RESULT	Q	MATCH QUALITY
75-45-6	Chlorodifluoromethane TIC		1.0	U	

FORM I
GC/MS VOA ORGANICS ANALYSIS DATA SHEET

Lab Name: TestAmerica Canton | Job No.: 240-96812-1
SDG No.:
Client Sample ID: MSA-SW-45D-3_18 | Lab Sample ID: 240-96812-38
Matrix: Water | Lab File ID: U1264614.D
Analysis Method: 8260C | Date Collected: 06/07/2018 10:13
Sample wt/vol: 5(mL) | Date Analyzed: 06/19/2018 13:08
Soil Aliquot Vol: | Dilution Factor: 1
Soil Extract Vol.: | GC Column: DB-624 ID: 0.18(mm)
% Moisture: | Level: (low/med) Low
Analysis Batch No.: 332291 | Units: ug/L

CAS NO.	COMPOUND NAME	RESULT	Q	RL	MDL
630-20-6	1,1,1,2-Tetrachloroethane	1.0	U	1.0	0.14
71-55-6	1,1,1-Trichloroethane	1.0	U	1.0	0.24
79-34-5	1,1,2,2-Tetrachloroethane	1.0	U	1.0	0.13
76-13-1	1,1,2-Trichloro-1,2,2-trichfluoroethane	1.0	U	1.0	0.41
75-34-3	1,1-Dichloroethane	1.0	U	1.0	0.17
75-35-4	1,1-Dichloroethene	1.0	U	1.0	0.19
563-58-6	1,1-Dichloropropene	1.0	U	1.0	0.14
87-61-6	1,2,3-Trichlorobenzene	1.0	U	1.0	0.54
96-18-4	1,2,3-Trichloropropane	1.0	U	1.0	0.24
526-73-8	1,2,3-Trimethylbenzene	5.0	U	5.0	0.14
120-82-1	1,2,4-Trichlorobenzene	1.0	U	1.0	0.26
95-63-6	1,2,4-Trimethylbenzene	1.0	U	1.0	0.070
96-12-8	1,2-Dibromo-3-Chloropropane	5.0	U	5.0	0.91
95-50-1	1,2-Dichlorobenzene	1.0	U	1.0	0.15
107-06-2	1,2-Dichloroethane	1.0	U	1.0	0.21
78-87-5	1,2-Dichloropropane	1.0	U	1.0	0.15
541-73-1	1,3-Dichlorobenzene	1.0	U	1.0	0.15
142-28-9	1,3-Dichloropropane	1.0	U	1.0	0.21
106-46-7	1,4-Dichlorobenzene	1.0	U	1.0	0.16
594-20-7	2,2-Dichloropropane	1.0	U	1.0	0.31
110-75-8	2-Chloroethyl vinyl ether	10	U	10	0.26
95-49-8	2-Chlorotoluene	1.0	U	1.0	0.15
591-78-6	2-Hexanone	5.0	U	5.0	0.54
108-86-1	Bromobenzene	1.0	U	1.0	0.12
74-97-5	Bromochloromethane	1.0	U	1.0	0.14
106-43-4	4-Chlorotoluene	1.0	U	1.0	0.090
99-87-6	p-Isopropyltoluene	1.0	U	1.0	0.13
67-64-1	Acetone	5.0	U	5.0	5.4
71-43-2	Benzene	1.0	U	1.0	0.13
75-25-2	Bromoform	1.0	U	1.0	0.76
74-83-9	Bromomethane	1.0	U	1.0	0.42
75-15-0	Carbon disulfide	1.0	U	1.0	0.28
56-23-5	Carbon tetrachloride	1.0	U	1.0	0.26
108-90-7	Chlorobenzene	1.0	U	1.0	0.14
75-00-3	Chloroethane	1.0	U	1.0	0.83

FORM I
GC/MS VOA ORGANICS ANALYSIS DATA SHEET

Lab Name: TestAmerica Canton | Job No.: 240-96812-1

SDG No.:

Client Sample ID: MSA-SW-45D-3_18 | Lab Sample ID: 240-96812-38

Matrix: Water | Lab File ID: U1264614.D

Analysis Method: 8260C | Date Collected: 06/07/2018 10:13

Sample wt/vol: 5(mL) | Date Analyzed: 06/19/2018 13:08

Soil Aliquot Vol: | Dilution Factor: 1

Soil Extract Vol.: | GC Column: DB-624 ID: 0.18(mm)

% Moisture: | Level: (low/med) Low

Analysis Batch No.: 332291 | Units: ug/L

CAS NO.	COMPOUND NAME	RESULT	Q	RL	MDL
67-66-3	Chloroform	1.0	U	1.0	0.13
74-87-3	Chloromethane	1.0	U	1.0	0.20
156-59-2	cis-1,2-Dichloroethene	0.26	J B	1.0	0.16
10061-01-5	cis-1,3-Dichloropropene	1.0	U	1.0	0.61
87-68-3	Hexachlorobutadiene	1.0	U	1.0	0.83
74-95-3	Dibromomethane	1.0	U *	1.0	0.090
75-27-4	Bromodichloromethane	1.0	U	1.0	0.17
75-71-8	Dichlorodifluoromethane	1.0	U	1.0	0.35
100-41-4	Ethylbenzene	1.0	U	1.0	0.11
106-93-4	1,2-Dibromoethane	1.0	U	1.0	0.12
108-20-3	Diisopropyl ether	5.0	U	5.0	0.17
91-20-3	Naphthalene	1.0	U	1.0	0.32
179601-23-1	m-Xylene & p-Xylene	0.10	J	2.0	0.080
104-51-8	n-Butylbenzene	1.0	U	1.0	0.14
98-82-8	Isopropylbenzene	1.0	U	1.0	0.090
103-65-1	n-Propylbenzene	1.0	U	1.0	0.15
78-93-3	2-Butanone	5.0	U	5.0	1.2
108-10-1	4-Methyl-2-pentanone	5.0	U	5.0	0.42
135-98-8	sec-Butylbenzene	1.0	U	1.0	0.13
1634-04-4	Methyl tert-butyl ether	1.0	U	1.0	0.070
994-05-8	Tert-amyl-methyl ether (TAME)	5.0	U	5.0	0.11
75-09-2	Methylene Chloride	5.0	U	5.0	2.6
95-47-6	o-Xylene	1.0	U	1.0	0.090
100-42-5	Styrene	1.0	U	1.0	0.10
637-92-3	Ethyl-t-butyl ether (ETBE)	5.0	U	5.0	0.15
98-06-6	tert-Butylbenzene	1.0	U	1.0	0.14
127-18-4	Tetrachloroethene	1.0	U	1.0	0.15
108-88-3	Toluene	0.21	J	1.0	0.14
156-60-5	trans-1,2-Dichloroethene	1.0	U	1.0	0.19
10061-02-6	trans-1,3-Dichloropropene	1.0	U	1.0	0.67
79-01-6	Trichloroethene	0.41	J B	1.0	0.10
75-69-4	Trichlorofluoromethane	1.0	U	1.0	0.45
108-05-4	Vinyl acetate	2.0	U	2.0	0.19
75-01-4	Vinyl chloride	0.50	U	0.50	0.20
75-65-0	tert-Butyl alcohol	20	U	20	1.7
1330-20-7	Xylenes, Total	2.0	U	2.0	0.15

FORM I
GC/MS VOA ORGANICS ANALYSIS DATA SHEET

Lab Name: TestAmerica Canton | Job No.: 240-96812-1

SDG No.:

Client Sample ID: MSA-SW-45D-3_18 | Lab Sample ID: 240-96812-38

Matrix: Water | Lab File ID: U1264614.D

Analysis Method: 8260C | Date Collected: 06/07/2018 10:13

Sample wt/vol: 5(mL) | Date Analyzed: 06/19/2018 13:08

Soil Aliquot Vol: | Dilution Factor: 1

Soil Extract Vol.: | GC Column: DB-624 ID: 0.18(mm)

% Moisture: | Level: (low/med) Low

Analysis Batch No.: 332291 | Units: ug/L

CAS NO.	COMPOUND NAME	RESULT	Q	RL	MDL
124-48-1	Dibromochloromethane	1.0	U	1.0	0.39

CAS NO.	SURROGATE	%REC	Q	LIMITS
17060-07-0	1,2-Dichloroethane-d4 (Surr)	94		61-138
460-00-4	4-Bromofluorobenzene (Surr)	88		69-120
2037-26-5	Toluene-d8 (Surr)	99		73-120
1868-53-7	Dibromofluoromethane (Surr)	87		69-124

FORM I
GC/MS VOA ORGANICS ANALYSIS DATA SHEET
TENTATIVELY IDENTIFIED COMPOUNDS

Lab Name: TestAmerica Canton Job No.: 240-96812-1

SDG No.:

Client Sample ID: MSA-SW-45D-3_18 Lab Sample ID: 240-96812-38

Matrix: Water Lab File ID: U1264614.D

Analysis Method: 8260C Date Collected: 06/07/2018 10:13

Sample wt/vol: 5(mL) Date Analyzed: 06/19/2018 13:08

Soil Aliquot Vol: Dilution Factor: 1

Soil Extract Vol.: GC Column: DB-624 ID: 0.18(mm)

% Moisture: Level: (low/med) Low

Analysis Batch No.: 332291 Units: ug/L

Number TICs Found: 0 TIC Result Total: 0

CAS NO.	COMPOUND NAME	RT	RESULT	Q	MATCH QUALITY
	Tentatively Identified Compound		None		

FORM I-TIC 8260C

FORM I
GC/MS VOA ORGANICS ANALYSIS DATA SHEET
TARGETED TENATIVELY IDENTIFIED COMPOUNDS

Lab Name: TestAmerica Canton Job No.: 240-96812-1

SDG No.:

Client Sample ID: MSA-SW-45D-3_18 Lab Sample ID: 240-96812-38

Matrix: Water Lab File ID: U1264614.D

Analysis Method: 8260C Date Collected: 06/07/2018 10:13

Sample wt/vol: 5(mL) Date Analyzed: 06/19/2018 13:08

Soil Aliquot Vol: Dilution Factor: 1

Soil Extract Vol.: GC Column: DB-624 ID: 0.18(mm)

% Moisture: Level: (low/med) Low

Analysis Batch No.: 332291 Units: ug/L

CAS NO.	COMPOUND NAME	RT	RESULT	Q	MATCH QUALITY
75-45-6	Chlorodifluoromethane TIC		1.0	U	

FORM I-TIC 8260C

FORM I
GC/MS VOA ORGANICS ANALYSIS DATA SHEET

Lab Name: TestAmerica Canton | Job No.: 240-96812-1

SDG No.:

Client Sample ID: MSA-SW-39D-3_18 | Lab Sample ID: 240-96812-39

Matrix: Water | Lab File ID: U1264615.D

Analysis Method: 8260C | Date Collected: 06/07/2018 09:56

Sample wt/vol: 5(mL) | Date Analyzed: 06/19/2018 13:31

Soil Aliquot Vol: | Dilution Factor: 1

Soil Extract Vol.: | GC Column: DB-624 ID: 0.18(mm)

% Moisture: | Level: (low/med) Low

Analysis Batch No.: 332291 | Units: ug/L

CAS NO.	COMPOUND NAME	RESULT	Q	RL	MDL
630-20-6	1,1,1,2-Tetrachloroethane	1.0	U	1.0	0.14
71-55-6	1,1,1-Trichloroethane	1.0	U	1.0	0.24
79-34-5	1,1,2,2-Tetrachloroethane	1.0	U	1.0	0.13
76-13-1	1,1,2-Trichloro-1,2,2-trichfluoroethane	1.0	U	1.0	0.41
75-34-3	1,1-Dichloroethane	1.0	U	1.0	0.17
75-35-4	1,1-Dichloroethene	1.0	U	1.0	0.19
563-58-6	1,1-Dichloropropene	1.0	U	1.0	0.14
87-61-6	1,2,3-Trichlorobenzene	1.0	U	1.0	0.54
96-18-4	1,2,3-Trichloropropane	1.0	U	1.0	0.24
526-73-8	1,2,3-Trimethylbenzene	5.0	U	5.0	0.14
120-82-1	1,2,4-Trichlorobenzene	1.0	U	1.0	0.26
95-63-6	1,2,4-Trimethylbenzene	1.0	U	1.0	0.070
96-12-8	1,2-Dibromo-3-Chloropropane	5.0	U	5.0	0.91
95-50-1	1,2-Dichlorobenzene	1.0	U	1.0	0.15
107-06-2	1,2-Dichloroethane	1.0	U	1.0	0.21
78-87-5	1,2-Dichloropropane	1.0	U	1.0	0.15
541-73-1	1,3-Dichlorobenzene	1.0	U	1.0	0.15
142-28-9	1,3-Dichloropropane	1.0	U	1.0	0.21
106-46-7	1,4-Dichlorobenzene	1.0	U	1.0	0.16
594-20-7	2,2-Dichloropropane	1.0	U	1.0	0.31
110-75-8	2-Chloroethyl vinyl ether	10	U	10	0.26
95-49-8	2-Chlorotoluene	1.0	U	1.0	0.15
591-78-6	2-Hexanone	5.0	U	5.0	0.54
108-86-1	Bromobenzene	1.0	U	1.0	0.12
74-97-5	Bromochloromethane	1.0	U	1.0	0.14
106-43-4	4-Chlorotoluene	1.0	U	1.0	0.090
99-87-6	p-Isopropyltoluene	1.0	U	1.0	0.13
67-64-1	Acetone	5.0	U	5.0	5.4
71-43-2	Benzene	1.0	U	1.0	0.13
75-25-2	Bromoform	1.0	U	1.0	0.76
74-83-9	Bromomethane	1.0	U	1.0	0.42
75-15-0	Carbon disulfide	1.0	U	1.0	0.28
56-23-5	Carbon tetrachloride	1.0	U	1.0	0.26
108-90-7	Chlorobenzene	1.0	U	1.0	0.14
75-00-3	Chloroethane	1.0	U	1.0	0.83

FORM I
GC/MS VOA ORGANICS ANALYSIS DATA SHEET

Lab Name: TestAmerica Canton | Job No.: 240-96812-1

SDG No.:

Client Sample ID: MSA-SW-39D-3_18 | Lab Sample ID: 240-96812-39

Matrix: Water | Lab File ID: U1264615.D

Analysis Method: 8260C | Date Collected: 06/07/2018 09:56

Sample wt/vol: 5(mL) | Date Analyzed: 06/19/2018 13:31

Soil Aliquot Vol: | Dilution Factor: 1

Soil Extract Vol.: | GC Column: DB-624 ID: 0.18(mm)

% Moisture: | Level: (low/med) Low

Analysis Batch No.: 332291 | Units: ug/L

CAS NO.	COMPOUND NAME	RESULT	Q	RL	MDL
67-66-3	Chloroform	1.0	U	1.0	0.13
74-87-3	Chloromethane	1.0	U	1.0	0.20
156-59-2	cis-1,2-Dichloroethene	0.18	J B	1.0	0.16
10061-01-5	cis-1,3-Dichloropropene	1.0	U	1.0	0.61
87-68-3	Hexachlorobutadiene	1.0	U	1.0	0.83
74-95-3	Dibromomethane	1.0	U *	1.0	0.090
75-27-4	Bromodichloromethane	1.0	U	1.0	0.17
75-71-8	Dichlorodifluoromethane	1.0	U	1.0	0.35
100-41-4	Ethylbenzene	1.0	U	1.0	0.11
106-93-4	1,2-Dibromoethane	1.0	U	1.0	0.12
108-20-3	Diisopropyl ether	5.0	U	5.0	0.17
91-20-3	Naphthalene	1.0	U	1.0	0.32
179601-23-1	m-Xylene & p-Xylene	0.13	J	2.0	0.080
104-51-8	n-Butylbenzene	1.0	U	1.0	0.14
98-82-8	Isopropylbenzene	1.0	U	1.0	0.090
103-65-1	n-Propylbenzene	1.0	U	1.0	0.15
78-93-3	2-Butanone	5.0	U	5.0	1.2
108-10-1	4-Methyl-2-pentanone	5.0	U	5.0	0.42
135-98-8	sec-Butylbenzene	1.0	U	1.0	0.13
1634-04-4	Methyl tert-butyl ether	1.0	U	1.0	0.070
994-05-8	Tert-amyl-methyl ether (TAME)	5.0	U	5.0	0.11
75-09-2	Methylene Chloride	5.0	U	5.0	2.6
95-47-6	o-Xylene	1.0	U	1.0	0.090
100-42-5	Styrene	1.0	U	1.0	0.10
637-92-3	Ethyl-t-butyl ether (ETBE)	5.0	U	5.0	0.15
98-06-6	tert-Butylbenzene	1.0	U	1.0	0.14
127-18-4	Tetrachloroethene	1.0	U	1.0	0.15
108-88-3	Toluene	0.19	J	1.0	0.14
156-60-5	trans-1,2-Dichloroethene	1.0	U	1.0	0.19
10061-02-6	trans-1,3-Dichloropropene	1.0	U	1.0	0.67
79-01-6	Trichloroethene	0.38	J B	1.0	0.10
75-69-4	Trichlorofluoromethane	1.0	U	1.0	0.45
108-05-4	Vinyl acetate	2.0	U	2.0	0.19
75-01-4	Vinyl chloride	0.50	U	0.50	0.20
75-65-0	tert-Butyl alcohol	20	U	20	1.7
1330-20-7	Xylenes, Total	2.0	U	2.0	0.15

FORM I
GC/MS VOA ORGANICS ANALYSIS DATA SHEET

Lab Name: TestAmerica Canton | Job No.: 240-96812-1

SDG No.:

Client Sample ID: MSA-SW-39D-3_18 | Lab Sample ID: 240-96812-39

Matrix: Water | Lab File ID: U1264615.D

Analysis Method: 8260C | Date Collected: 06/07/2018 09:56

Sample wt/vol: 5(mL) | Date Analyzed: 06/19/2018 13:31

Soil Aliquot Vol: | Dilution Factor: 1

Soil Extract Vol.: | GC Column: DB-624 ID: 0.18(mm)

% Moisture: | Level: (low/med) Low

Analysis Batch No.: 332291 | Units: ug/L

CAS NO.	COMPOUND NAME	RESULT	Q	RL	MDL
124-48-1	Dibromochloromethane	1.0	U	1.0	0.39

CAS NO.	SURROGATE	%REC	Q	LIMITS
17060-07-0	1,2-Dichloroethane-d4 (Surr)	117		61-138
460-00-4	4-Bromofluorobenzene (Surr)	106		69-120
2037-26-5	Toluene-d8 (Surr)	121	X	73-120
1868-53-7	Dibromofluoromethane (Surr)	105		69-124

FORM I
GC/MS VOA ORGANICS ANALYSIS DATA SHEET
TENTATIVELY IDENTIFIED COMPOUNDS

Lab Name: TestAmerica Canton Job No.: 240-96812-1

SDG No.:

Client Sample ID: MSA-SW-39D-3_18 Lab Sample ID: 240-96812-39

Matrix: Water Lab File ID: U1264615.D

Analysis Method: 8260C Date Collected: 06/07/2018 09:56

Sample wt/vol: 5(mL) Date Analyzed: 06/19/2018 13:31

Soil Aliquot Vol: Dilution Factor: 1

Soil Extract Vol.: GC Column: DB-624 ID: 0.18(mm)

% Moisture: Level: (low/med) Low

Analysis Batch No.: 332291 Units: ug/L

Number TICs Found: 0 TIC Result Total: 0

CAS NO.	COMPOUND NAME	RT	RESULT	Q	MATCH QUALITY
	Tentatively Identified Compound		None		

FORM I-TIC 8260C

FORM I
GC/MS VOA ORGANICS ANALYSIS DATA SHEET
TARGETED TENATIVELY IDENTIFIED COMPOUNDS

Lab Name: TestAmerica Canton Job No.: 240-96812-1

SDG No.:

Client Sample ID: MSA-SW-39D-3_18 Lab Sample ID: 240-96812-39

Matrix: Water Lab File ID: U1264615.D

Analysis Method: 8260C Date Collected: 06/07/2018 09:56

Sample wt/vol: 5(mL) Date Analyzed: 06/19/2018 13:31

Soil Aliquot Vol: Dilution Factor: 1

Soil Extract Vol.: GC Column: DB-624 ID: 0.18(mm)

% Moisture: Level: (low/med) Low

Analysis Batch No.: 332291 Units: ug/L

CAS NO.	COMPOUND NAME	RT	RESULT	Q	MATCH QUALITY
75-45-6	Chlorodifluoromethane TIC		1.0	U	

FORM I-TIC 8260C

FORM I
GC/MS VOA ORGANICS ANALYSIS DATA SHEET

Lab Name: TestAmerica Canton | Job No.: 240-96812-1

SDG No.:

Client Sample ID: MSA-SW-43C-3_18 | Lab Sample ID: 240-96812-40

Matrix: Water | Lab File ID: U1264616.D

Analysis Method: 8260C | Date Collected: 06/07/2018 10:41

Sample wt/vol: 5(mL) | Date Analyzed: 06/19/2018 13:54

Soil Aliquot Vol: | Dilution Factor: 1

Soil Extract Vol.: | GC Column: DB-624 ID: 0.18(mm)

% Moisture: | Level: (low/med) Low

Analysis Batch No.: 332291 | Units: ug/L

CAS NO.	COMPOUND NAME	RESULT	Q	RL	MDL
630-20-6	1,1,1,2-Tetrachloroethane	1.0	U	1.0	0.14
71-55-6	1,1,1-Trichloroethane	1.0	U	1.0	0.24
79-34-5	1,1,2,2-Tetrachloroethane	1.0	U	1.0	0.13
76-13-1	1,1,2-Trichloro-1,2,2-trichfluoroethane	1.0	U	1.0	0.41
75-34-3	1,1-Dichloroethane	1.0	U	1.0	0.17
75-35-4	1,1-Dichloroethene	1.0	U	1.0	0.19
563-58-6	1,1-Dichloropropene	1.0	U	1.0	0.14
87-61-6	1,2,3-Trichlorobenzene	1.0	U	1.0	0.54
96-18-4	1,2,3-Trichloropropane	1.0	U	1.0	0.24
526-73-8	1,2,3-Trimethylbenzene	5.0	U	5.0	0.14
120-82-1	1,2,4-Trichlorobenzene	1.0	U	1.0	0.26
95-63-6	1,2,4-Trimethylbenzene	1.0	U	1.0	0.070
96-12-8	1,2-Dibromo-3-Chloropropane	5.0	U	5.0	0.91
95-50-1	1,2-Dichlorobenzene	1.0	U	1.0	0.15
107-06-2	1,2-Dichloroethane	1.0	U	1.0	0.21
78-87-5	1,2-Dichloropropane	1.0	U	1.0	0.15
541-73-1	1,3-Dichlorobenzene	1.0	U	1.0	0.15
142-28-9	1,3-Dichloropropane	1.0	U	1.0	0.21
106-46-7	1,4-Dichlorobenzene	1.0	U	1.0	0.16
594-20-7	2,2-Dichloropropane	1.0	U	1.0	0.31
110-75-8	2-Chloroethyl vinyl ether	10	U	10	0.26
95-49-8	2-Chlorotoluene	1.0	U	1.0	0.15
591-78-6	2-Hexanone	5.0	U	5.0	0.54
108-86-1	Bromobenzene	1.0	U	1.0	0.12
74-97-5	Bromochloromethane	1.0	U	1.0	0.14
106-43-4	4-Chlorotoluene	1.0	U	1.0	0.090
99-87-6	p-Isopropyltoluene	1.0	U	1.0	0.13
67-64-1	Acetone	5.0	U	5.0	5.4
71-43-2	Benzene	1.0	U	1.0	0.13
75-25-2	Bromoform	1.0	U	1.0	0.76
74-83-9	Bromomethane	1.0	U	1.0	0.42
75-15-0	Carbon disulfide	1.0	U	1.0	0.28
56-23-5	Carbon tetrachloride	1.0	U	1.0	0.26
108-90-7	Chlorobenzene	1.0	U	1.0	0.14
75-00-3	Chloroethane	1.0	U	1.0	0.83

FORM I
GC/MS VOA ORGANICS ANALYSIS DATA SHEET

Lab Name: TestAmerica Canton | Job No.: 240-96812-1

SDG No.:

Client Sample ID: MSA-SW-43C-3_18 | Lab Sample ID: 240-96812-40

Matrix: Water | Lab File ID: U1264616.D

Analysis Method: 8260C | Date Collected: 06/07/2018 10:41

Sample wt/vol: 5(mL) | Date Analyzed: 06/19/2018 13:54

Soil Aliquot Vol: | Dilution Factor: 1

Soil Extract Vol.: | GC Column: DB-624 ID: 0.18(mm)

% Moisture: | Level: (low/med) Low

Analysis Batch No.: 332291 | Units: ug/L

CAS NO.	COMPOUND NAME	RESULT	Q	RL	MDL
67-66-3	Chloroform	1.0	U	1.0	0.13
74-87-3	Chloromethane	1.0	U	1.0	0.20
156-59-2	cis-1,2-Dichloroethene	0.31	J B	1.0	0.16
10061-01-5	cis-1,3-Dichloropropene	1.0	U	1.0	0.61
87-68-3	Hexachlorobutadiene	1.0	U	1.0	0.83
74-95-3	Dibromomethane	1.0	U *	1.0	0.090
75-27-4	Bromodichloromethane	1.0	U	1.0	0.17
75-71-8	Dichlorodifluoromethane	1.0	U	1.0	0.35
100-41-4	Ethylbenzene	1.0	U	1.0	0.11
106-93-4	1,2-Dibromoethane	1.0	U	1.0	0.12
108-20-3	Diisopropyl ether	5.0	U	5.0	0.17
91-20-3	Naphthalene	1.0	U	1.0	0.32
179601-23-1	m-Xylene & p-Xylene	2.0	U	2.0	0.080
104-51-8	n-Butylbenzene	1.0	U	1.0	0.14
98-82-8	Isopropylbenzene	1.0	U	1.0	0.090
103-65-1	n-Propylbenzene	1.0	U	1.0	0.15
78-93-3	2-Butanone	5.0	U	5.0	1.2
108-10-1	4-Methyl-2-pentanone	5.0	U	5.0	0.42
135-98-8	sec-Butylbenzene	1.0	U	1.0	0.13
1634-04-4	Methyl tert-butyl ether	1.0	U	1.0	0.070
994-05-8	Tert-amyl-methyl ether (TAME)	5.0	U	5.0	0.11
75-09-2	Methylene Chloride	5.0	U	5.0	2.6
95-47-6	o-Xylene	1.0	U	1.0	0.090
100-42-5	Styrene	1.0	U	1.0	0.10
637-92-3	Ethyl-t-butyl ether (ETBE)	5.0	U	5.0	0.15
98-06-6	tert-Butylbenzene	1.0	U	1.0	0.14
127-18-4	Tetrachloroethene	1.0	U	1.0	0.15
108-88-3	Toluene	1.0	U	1.0	0.14
156-60-5	trans-1,2-Dichloroethene	1.0	U	1.0	0.19
10061-02-6	trans-1,3-Dichloropropene	1.0	U	1.0	0.67
79-01-6	Trichloroethene	0.43	J B	1.0	0.10
75-69-4	Trichlorofluoromethane	1.0	U	1.0	0.45
108-05-4	Vinyl acetate	2.0	U	2.0	0.19
75-01-4	Vinyl chloride	0.50	U	0.50	0.20
75-65-0	tert-Butyl alcohol	20	U	20	1.7
1330-20-7	Xylenes, Total	2.0	U	2.0	0.15

FORM I
GC/MS VOA ORGANICS ANALYSIS DATA SHEET

Lab Name: TestAmerica Canton | Job No.: 240-96812-1

SDG No.:

Client Sample ID: MSA-SW-43C-3_18 | Lab Sample ID: 240-96812-40

Matrix: Water | Lab File ID: U1264616.D

Analysis Method: 8260C | Date Collected: 06/07/2018 10:41

Sample wt/vol: 5(mL) | Date Analyzed: 06/19/2018 13:54

Soil Aliquot Vol: | Dilution Factor: 1

Soil Extract Vol.: | GC Column: DB-624 ID: 0.18(mm)

% Moisture: | Level: (low/med) Low

Analysis Batch No.: 332291 | Units: ug/L

CAS NO.	COMPOUND NAME	RESULT	Q	RL	MDL
124-48-1	Dibromochloromethane	1.0	U	1.0	0.39

CAS NO.	SURROGATE	%REC	Q	LIMITS
17060-07-0	1,2-Dichloroethane-d4 (Surr)	115		61-138
460-00-4	4-Bromofluorobenzene (Surr)	102		69-120
2037-26-5	Toluene-d8 (Surr)	118		73-120
1868-53-7	Dibromofluoromethane (Surr)	100		69-124

FORM I
GC/MS VOA ORGANICS ANALYSIS DATA SHEET
TENTATIVELY IDENTIFIED COMPOUNDS

Lab Name: TestAmerica Canton Job No.: 240-96812-1

SDG No.:

Client Sample ID: MSA-SW-43C-3_18 Lab Sample ID: 240-96812-40

Matrix: Water Lab File ID: U1264616.D

Analysis Method: 8260C Date Collected: 06/07/2018 10:41

Sample wt/vol: 5(mL) Date Analyzed: 06/19/2018 13:54

Soil Aliquot Vol: Dilution Factor: 1

Soil Extract Vol.: GC Column: DB-624 ID: 0.18(mm)

% Moisture: Level: (low/med) Low

Analysis Batch No.: 332291 Units: ug/L

Number TICs Found: 0 TIC Result Total: 0

CAS NO.	COMPOUND NAME	RT	RESULT	Q	MATCH QUALITY
	Tentatively Identified Compound		None		

FORM I-TIC 8260C

FORM I
GC/MS VOA ORGANICS ANALYSIS DATA SHEET
TARGETED TENATIVELY IDENTIFIED COMPOUNDS

Lab Name: TestAmerica Canton Job No.: 240-96812-1

SDG No.:

Client Sample ID: MSA-SW-43C-3_18 Lab Sample ID: 240-96812-40

Matrix: Water Lab File ID: U1264616.D

Analysis Method: 8260C Date Collected: 06/07/2018 10:41

Sample wt/vol: 5(mL) Date Analyzed: 06/19/2018 13:54

Soil Aliquot Vol: Dilution Factor: 1

Soil Extract Vol.: GC Column: DB-624 ID: 0.18(mm)

% Moisture: Level: (low/med) Low

Analysis Batch No.: 332291 Units: ug/L

CAS NO.	COMPOUND NAME	RT	RESULT	Q	MATCH QUALITY
75-45-6	Chlorodifluoromethane TIC		1.0	U	

FORM I-TIC 8260C

FORM I
GC/MS VOA ORGANICS ANALYSIS DATA SHEET

Lab Name: TestAmerica Canton | Job No.: 240-96812-1

SDG No.:

Client Sample ID: MSA-SW-43D-3_18 | Lab Sample ID: 240-96812-41

Matrix: Water | Lab File ID: U1264617.D

Analysis Method: 8260C | Date Collected: 06/07/2018 10:44

Sample wt/vol: 5(mL) | Date Analyzed: 06/19/2018 14:18

Soil Aliquot Vol: | Dilution Factor: 1

Soil Extract Vol.: | GC Column: DB-624 ID: 0.18(mm)

% Moisture: | Level: (low/med) Low

Analysis Batch No.: 332291 | Units: ug/L

CAS NO.	COMPOUND NAME	RESULT	Q	RL	MDL
630-20-6	1,1,1,2-Tetrachloroethane	1.0	U	1.0	0.14
71-55-6	1,1,1-Trichloroethane	1.0	U	1.0	0.24
79-34-5	1,1,2,2-Tetrachloroethane	1.0	U	1.0	0.13
76-13-1	1,1,2-Trichloro-1,2,2-trichfluoroethane	1.0	U	1.0	0.41
75-34-3	1,1-Dichloroethane	1.0	U	1.0	0.17
75-35-4	1,1-Dichloroethene	1.0	U	1.0	0.19
563-58-6	1,1-Dichloropropene	1.0	U	1.0	0.14
87-61-6	1,2,3-Trichlorobenzene	1.0	U	1.0	0.54
96-18-4	1,2,3-Trichloropropane	1.0	U	1.0	0.24
526-73-8	1,2,3-Trimethylbenzene	5.0	U	5.0	0.14
120-82-1	1,2,4-Trichlorobenzene	1.0	U	1.0	0.26
95-63-6	1,2,4-Trimethylbenzene	1.0	U	1.0	0.070
96-12-8	1,2-Dibromo-3-Chloropropane	5.0	U	5.0	0.91
95-50-1	1,2-Dichlorobenzene	1.0	U	1.0	0.15
107-06-2	1,2-Dichloroethane	1.0	U	1.0	0.21
78-87-5	1,2-Dichloropropane	1.0	U	1.0	0.15
541-73-1	1,3-Dichlorobenzene	1.0	U	1.0	0.15
142-28-9	1,3-Dichloropropane	1.0	U	1.0	0.21
106-46-7	1,4-Dichlorobenzene	1.0	U	1.0	0.16
594-20-7	2,2-Dichloropropane	1.0	U	1.0	0.31
110-75-8	2-Chloroethyl vinyl ether	10	U	10	0.26
95-49-8	2-Chlorotoluene	1.0	U	1.0	0.15
591-78-6	2-Hexanone	5.0	U	5.0	0.54
108-86-1	Bromobenzene	1.0	U	1.0	0.12
74-97-5	Bromochloromethane	1.0	U	1.0	0.14
106-43-4	4-Chlorotoluene	1.0	U	1.0	0.090
99-87-6	p-Isopropyltoluene	1.0	U	1.0	0.13
67-64-1	Acetone	5.0	U	5.0	5.4
71-43-2	Benzene	1.0	U	1.0	0.13
75-25-2	Bromoform	1.0	U	1.0	0.76
74-83-9	Bromomethane	1.0	U	1.0	0.42
75-15-0	Carbon disulfide	1.0	U	1.0	0.28
56-23-5	Carbon tetrachloride	1.0	U	1.0	0.26
108-90-7	Chlorobenzene	1.0	U	1.0	0.14
75-00-3	Chloroethane	1.0	U	1.0	0.83

FORM I
GC/MS VOA ORGANICS ANALYSIS DATA SHEET

Lab Name: TestAmerica Canton | Job No.: 240-96812-1

SDG No.:

Client Sample ID: MSA-SW-43D-3_18 | Lab Sample ID: 240-96812-41

Matrix: Water | Lab File ID: U1264617.D

Analysis Method: 8260C | Date Collected: 06/07/2018 10:44

Sample wt/vol: 5(mL) | Date Analyzed: 06/19/2018 14:18

Soil Aliquot Vol: | Dilution Factor: 1

Soil Extract Vol.: | GC Column: DB-624 ID: 0.18(mm)

% Moisture: | Level: (low/med) Low

Analysis Batch No.: 332291 | Units: ug/L

CAS NO.	COMPOUND NAME	RESULT	Q	RL	MDL
67-66-3	Chloroform	1.0	U	1.0	0.13
74-87-3	Chloromethane	1.0	U	1.0	0.20
156-59-2	cis-1,2-Dichloroethene	0.20	J B	1.0	0.16
10061-01-5	cis-1,3-Dichloropropene	1.0	U	1.0	0.61
87-68-3	Hexachlorobutadiene	1.0	U	1.0	0.83
74-95-3	Dibromomethane	1.0	U *	1.0	0.090
75-27-4	Bromodichloromethane	1.0	U	1.0	0.17
75-71-8	Dichlorodifluoromethane	1.0	U	1.0	0.35
100-41-4	Ethylbenzene	1.0	U	1.0	0.11
106-93-4	1,2-Dibromoethane	1.0	U	1.0	0.12
108-20-3	Diisopropyl ether	5.0	U	5.0	0.17
91-20-3	Naphthalene	1.0	U	1.0	0.32
179601-23-1	m-Xylene & p-Xylene	2.0	U	2.0	0.080
104-51-8	n-Butylbenzene	1.0	U	1.0	0.14
98-82-8	Isopropylbenzene	1.0	U	1.0	0.090
103-65-1	n-Propylbenzene	1.0	U	1.0	0.15
78-93-3	2-Butanone	5.0	U	5.0	1.2
108-10-1	4-Methyl-2-pentanone	5.0	U	5.0	0.42
135-98-8	sec-Butylbenzene	1.0	U	1.0	0.13
1634-04-4	Methyl tert-butyl ether	1.0	U	1.0	0.070
994-05-8	Tert-amyl-methyl ether (TAME)	5.0	U	5.0	0.11
75-09-2	Methylene Chloride	5.0	U	5.0	2.6
95-47-6	o-Xylene	1.0	U	1.0	0.090
100-42-5	Styrene	1.0	U	1.0	0.10
637-92-3	Ethyl-t-butyl ether (ETBE)	5.0	U	5.0	0.15
98-06-6	tert-Butylbenzene	1.0	U	1.0	0.14
127-18-4	Tetrachloroethene	1.0	U	1.0	0.15
108-88-3	Toluene	1.0	U	1.0	0.14
156-60-5	trans-1,2-Dichloroethene	1.0	U	1.0	0.19
10061-02-6	trans-1,3-Dichloropropene	1.0	U	1.0	0.67
79-01-6	Trichloroethene	0.34	J B	1.0	0.10
75-69-4	Trichlorofluoromethane	1.0	U	1.0	0.45
108-05-4	Vinyl acetate	2.0	U	2.0	0.19
75-01-4	Vinyl chloride	0.50	U	0.50	0.20
75-65-0	tert-Butyl alcohol	20	U	20	1.7
1330-20-7	Xylenes, Total	2.0	U	2.0	0.15

FORM I
GC/MS VOA ORGANICS ANALYSIS DATA SHEET

Lab Name: TestAmerica Canton | Job No.: 240-96812-1

SDG No.:

Client Sample ID: MSA-SW-43D-3_18 | Lab Sample ID: 240-96812-41

Matrix: Water | Lab File ID: U1264617.D

Analysis Method: 8260C | Date Collected: 06/07/2018 10:44

Sample wt/vol: 5(mL) | Date Analyzed: 06/19/2018 14:18

Soil Aliquot Vol: | Dilution Factor: 1

Soil Extract Vol.: | GC Column: DB-624 ID: 0.18(mm)

% Moisture: | Level: (low/med) Low

Analysis Batch No.: 332291 | Units: ug/L

CAS NO.	COMPOUND NAME	RESULT	Q	RL	MDL
124-48-1	Dibromochloromethane	1.0	U	1.0	0.39

CAS NO.	SURROGATE	%REC	Q	LIMITS
17060-07-0	1,2-Dichloroethane-d4 (Surr)	109		61-138
460-00-4	4-Bromofluorobenzene (Surr)	96		69-120
2037-26-5	Toluene-d8 (Surr)	111		73-120
1868-53-7	Dibromofluoromethane (Surr)	97		69-124

FORM I
GC/MS VOA ORGANICS ANALYSIS DATA SHEET
TENTATIVELY IDENTIFIED COMPOUNDS

Lab Name: TestAmerica Canton Job No.: 240-96812-1

SDG No.:

Client Sample ID: MSA-SW-43D-3_18 Lab Sample ID: 240-96812-41

Matrix: Water Lab File ID: U1264617.D

Analysis Method: 8260C Date Collected: 06/07/2018 10:44

Sample wt/vol: 5(mL) Date Analyzed: 06/19/2018 14:18

Soil Aliquot Vol: Dilution Factor: 1

Soil Extract Vol.: GC Column: DB-624 ID: 0.18(mm)

% Moisture: Level: (low/med) Low

Analysis Batch No.: 332291 Units: ug/L

Number TICs Found: 0 TIC Result Total: 0

CAS NO.	COMPOUND NAME	RT	RESULT	Q	MATCH QUALITY
	Tentatively Identified Compound		None		

FORM I-TIC 8260C

FORM I
GC/MS VOA ORGANICS ANALYSIS DATA SHEET
TARGETED TENATIVELY IDENTIFIED COMPOUNDS

Lab Name: TestAmerica Canton Job No.: 240-96812-1

SDG No.:

Client Sample ID: MSA-SW-43D-3_18 Lab Sample ID: 240-96812-41

Matrix: Water Lab File ID: U1264617.D

Analysis Method: 8260C Date Collected: 06/07/2018 10:44

Sample wt/vol: 5(mL) Date Analyzed: 06/19/2018 14:18

Soil Aliquot Vol: Dilution Factor: 1

Soil Extract Vol.: GC Column: DB-624 ID: 0.18(mm)

% Moisture: Level: (low/med) Low

Analysis Batch No.: 332291 Units: ug/L

CAS NO.	COMPOUND NAME	RT	RESULT	Q	MATCH QUALITY
75-45-6	Chlorodifluoromethane TIC		1.0	U	

FORM I-TIC 8260C

FORM I
GC/MS VOA ORGANICS ANALYSIS DATA SHEET

Lab Name: TestAmerica Canton | Job No.: 240-96812-1
SDG No.:
Client Sample ID: MSA-SW-39A-3_18 | Lab Sample ID: 240-96812-42
Matrix: Water | Lab File ID: U1264618a.D
Analysis Method: 8260C | Date Collected: 06/07/2018 09:43
Sample wt/vol: 5(mL) | Date Analyzed: 06/19/2018 14:40
Soil Aliquot Vol: | Dilution Factor: 1
Soil Extract Vol.: | GC Column: DB-624 ID: 0.18(mm)
% Moisture: | Level: (low/med) Low
Analysis Batch No.: 332291 | Units: ug/L

CAS NO.	COMPOUND NAME	RESULT	Q	RL	MDL
630-20-6	1,1,1,2-Tetrachloroethane	1.0	U	1.0	0.14
71-55-6	1,1,1-Trichloroethane	1.0	U	1.0	0.24
79-34-5	1,1,2,2-Tetrachloroethane	1.0	U	1.0	0.13
76-13-1	1,1,2-Trichloro-1,2,2-trichfluoroethane	1.0	U	1.0	0.41
75-34-3	1,1-Dichloroethane	1.0	U	1.0	0.17
75-35-4	1,1-Dichloroethene	1.0	U	1.0	0.19
563-58-6	1,1-Dichloropropene	1.0	U	1.0	0.14
87-61-6	1,2,3-Trichlorobenzene	1.0	U	1.0	0.54
96-18-4	1,2,3-Trichloropropane	1.0	U	1.0	0.24
526-73-8	1,2,3-Trimethylbenzene	5.0	U	5.0	0.14
120-82-1	1,2,4-Trichlorobenzene	1.0	U	1.0	0.26
95-63-6	1,2,4-Trimethylbenzene	1.0	U	1.0	0.070
96-12-8	1,2-Dibromo-3-Chloropropane	5.0	U	5.0	0.91
95-50-1	1,2-Dichlorobenzene	1.0	U	1.0	0.15
107-06-2	1,2-Dichloroethane	1.0	U	1.0	0.21
78-87-5	1,2-Dichloropropane	1.0	U	1.0	0.15
541-73-1	1,3-Dichlorobenzene	1.0	U	1.0	0.15
142-28-9	1,3-Dichloropropane	1.0	U	1.0	0.21
106-46-7	1,4-Dichlorobenzene	1.0	U	1.0	0.16
594-20-7	2,2-Dichloropropane	1.0	U	1.0	0.31
110-75-8	2-Chloroethyl vinyl ether	10	U	10	0.26
95-49-8	2-Chlorotoluene	1.0	U	1.0	0.15
591-78-6	2-Hexanone	5.0	U	5.0	0.54
108-86-1	Bromobenzene	1.0	U	1.0	0.12
74-97-5	Bromochloromethane	1.0	U	1.0	0.14
106-43-4	4-Chlorotoluene	1.0	U	1.0	0.090
99-87-6	p-Isopropyltoluene	1.0	U	1.0	0.13
67-64-1	Acetone	5.0	U	5.0	5.4
71-43-2	Benzene	1.0	U	1.0	0.13
75-25-2	Bromoform	1.0	U	1.0	0.76
74-83-9	Bromomethane	1.0	U	1.0	0.42
75-15-0	Carbon disulfide	1.0	U	1.0	0.28
56-23-5	Carbon tetrachloride	1.0	U	1.0	0.26
108-90-7	Chlorobenzene	1.0	U	1.0	0.14
75-00-3	Chloroethane	1.0	U	1.0	0.83

FORM I
GC/MS VOA ORGANICS ANALYSIS DATA SHEET

Lab Name: TestAmerica Canton | Job No.: 240-96812-1

SDG No.:

Client Sample ID: MSA-SW-39A-3_18 | Lab Sample ID: 240-96812-42

Matrix: Water | Lab File ID: U1264618a.D

Analysis Method: 8260C | Date Collected: 06/07/2018 09:43

Sample wt/vol: 5(mL) | Date Analyzed: 06/19/2018 14:40

Soil Aliquot Vol: | Dilution Factor: 1

Soil Extract Vol.: | GC Column: DB-624 ID: 0.18(mm)

% Moisture: | Level: (low/med) Low

Analysis Batch No.: 332291 | Units: ug/L

CAS NO.	COMPOUND NAME	RESULT	Q	RL	MDL
67-66-3	Chloroform	1.0	U	1.0	0.13
74-87-3	Chloromethane	1.0	U	1.0	0.20
156-59-2	cis-1,2-Dichloroethene	1.0	U	1.0	0.16
10061-01-5	cis-1,3-Dichloropropene	1.0	U	1.0	0.61
87-68-3	Hexachlorobutadiene	1.0	U	1.0	0.83
74-95-3	Dibromomethane	1.0	U *	1.0	0.090
75-27-4	Bromodichloromethane	1.0	U	1.0	0.17
75-71-8	Dichlorodifluoromethane	1.0	U	1.0	0.35
100-41-4	Ethylbenzene	1.0	U	1.0	0.11
106-93-4	1,2-Dibromoethane	1.0	U	1.0	0.12
108-20-3	Diisopropyl ether	5.0	U	5.0	0.17
91-20-3	Naphthalene	1.0	U	1.0	0.32
179601-23-1	m-Xylene & p-Xylene	2.0	U	2.0	0.080
104-51-8	n-Butylbenzene	1.0	U	1.0	0.14
98-82-8	Isopropylbenzene	1.0	U	1.0	0.090
103-65-1	n-Propylbenzene	1.0	U	1.0	0.15
78-93-3	2-Butanone	1.7	J	5.0	1.2
108-10-1	4-Methyl-2-pentanone	5.0	U	5.0	0.42
135-98-8	sec-Butylbenzene	1.0	U	1.0	0.13
1634-04-4	Methyl tert-butyl ether	1.0	U	1.0	0.070
994-05-8	Tert-amyl-methyl ether (TAME)	5.0	U	5.0	0.11
75-09-2	Methylene Chloride	5.0	U	5.0	2.6
95-47-6	o-Xylene	1.0	U	1.0	0.090
100-42-5	Styrene	1.0	U	1.0	0.10
637-92-3	Ethyl-t-butyl ether (ETBE)	5.0	U	5.0	0.15
98-06-6	tert-Butylbenzene	1.0	U	1.0	0.14
127-18-4	Tetrachloroethene	1.0	U	1.0	0.15
108-88-3	Toluene	1.0	U	1.0	0.14
156-60-5	trans-1,2-Dichloroethene	1.0	U	1.0	0.19
10061-02-6	trans-1,3-Dichloropropene	1.0	U	1.0	0.67
79-01-6	Trichloroethene	0.38	J B	1.0	0.10
75-69-4	Trichlorofluoromethane	1.0	U	1.0	0.45
108-05-4	Vinyl acetate	2.0	U	2.0	0.19
75-01-4	Vinyl chloride	0.50	U	0.50	0.20
75-65-0	tert-Butyl alcohol	20	U	20	1.7
1330-20-7	Xylenes, Total	2.0	U	2.0	0.15

FORM I
GC/MS VOA ORGANICS ANALYSIS DATA SHEET

Lab Name: TestAmerica Canton | Job No.: 240-96812-1

SDG No.:

Client Sample ID: MSA-SW-39A-3_18 | Lab Sample ID: 240-96812-42

Matrix: Water | Lab File ID: U1264618a.D

Analysis Method: 8260C | Date Collected: 06/07/2018 09:43

Sample wt/vol: 5(mL) | Date Analyzed: 06/19/2018 14:40

Soil Aliquot Vol: | Dilution Factor: 1

Soil Extract Vol.: | GC Column: DB-624 ID: 0.18(mm)

% Moisture: | Level: (low/med) Low

Analysis Batch No.: 332291 | Units: ug/L

CAS NO.	COMPOUND NAME	RESULT	Q	RL	MDL
124-48-1	Dibromochloromethane	1.0	U	1.0	0.39

CAS NO.	SURROGATE	%REC	Q	LIMITS
17060-07-0	1,2-Dichloroethane-d4 (Surr)	100		61-138
460-00-4	4-Bromofluorobenzene (Surr)	84		69-120
2037-26-5	Toluene-d8 (Surr)	101		73-120
1868-53-7	Dibromofluoromethane (Surr)	87		69-124

FORM I
GC/MS VOA ORGANICS ANALYSIS DATA SHEET
TENTATIVELY IDENTIFIED COMPOUNDS

Lab Name: TestAmerica Canton Job No.: 240-96812-1

SDG No.:

Client Sample ID: MSA-SW-39A-3_18 Lab Sample ID: 240-96812-42

Matrix: Water Lab File ID: U1264618a.D

Analysis Method: 8260C Date Collected: 06/07/2018 09:43

Sample wt/vol: 5(mL) Date Analyzed: 06/19/2018 14:40

Soil Aliquot Vol: Dilution Factor: 1

Soil Extract Vol.: GC Column: DB-624 ID: 0.18(mm)

% Moisture: Level: (low/med) Low

Analysis Batch No.: 332291 Units: ug/L

Number TICs Found: 0 TIC Result Total: 0

CAS NO.	COMPOUND NAME	RT	RESULT	Q	MATCH QUALITY
	Tentatively Identified Compound		None		

FORM I-TIC 8260C

FORM I
GC/MS VOA ORGANICS ANALYSIS DATA SHEET
TARGETED TENATIVELY IDENTIFIED COMPOUNDS

Lab Name: TestAmerica Canton Job No.: 240-96812-1

SDG No.:

Client Sample ID: MSA-SW-39A-3_18 Lab Sample ID: 240-96812-42

Matrix: Water Lab File ID: U1264618a.D

Analysis Method: 8260C Date Collected: 06/07/2018 09:43

Sample wt/vol: 5(mL) Date Analyzed: 06/19/2018 14:40

Soil Aliquot Vol: Dilution Factor: 1

Soil Extract Vol.: GC Column: DB-624 ID: 0.18(mm)

% Moisture: Level: (low/med) Low

Analysis Batch No.: 332291 Units: ug/L

CAS NO.	COMPOUND NAME	RT	RESULT	Q	MATCH QUALITY
75-45-6	Chlorodifluoromethane TIC		1.0	U	

FORM I-TIC 8260C

FORM I
GC/MS VOA ORGANICS ANALYSIS DATA SHEET

Lab Name: TestAmerica Canton | Job No.: 240-96812-1

SDG No.:

Client Sample ID: MSA-SW-39B-3_18 | Lab Sample ID: 240-96812-43

Matrix: Water | Lab File ID: U1264619.D

Analysis Method: 8260C | Date Collected: 06/07/2018 09:48

Sample wt/vol: 5(mL) | Date Analyzed: 06/19/2018 15:04

Soil Aliquot Vol: | Dilution Factor: 1

Soil Extract Vol.: | GC Column: DB-624 ID: 0.18(mm)

% Moisture: | Level: (low/med) Low

Analysis Batch No.: 332291 | Units: ug/L

CAS NO.	COMPOUND NAME	RESULT	Q	RL	MDL
630-20-6	1,1,1,2-Tetrachloroethane	1.0	U	1.0	0.14
71-55-6	1,1,1-Trichloroethane	1.0	U	1.0	0.24
79-34-5	1,1,2,2-Tetrachloroethane	1.0	U	1.0	0.13
76-13-1	1,1,2-Trichloro-1,2,2-trichfluoroethane	1.0	U	1.0	0.41
75-34-3	1,1-Dichloroethane	1.0	U	1.0	0.17
75-35-4	1,1-Dichloroethene	1.0	U	1.0	0.19
563-58-6	1,1-Dichloropropene	1.0	U	1.0	0.14
87-61-6	1,2,3-Trichlorobenzene	1.0	U	1.0	0.54
96-18-4	1,2,3-Trichloropropane	1.0	U	1.0	0.24
526-73-8	1,2,3-Trimethylbenzene	5.0	U	5.0	0.14
120-82-1	1,2,4-Trichlorobenzene	1.0	U	1.0	0.26
95-63-6	1,2,4-Trimethylbenzene	1.0	U	1.0	0.070
96-12-8	1,2-Dibromo-3-Chloropropane	5.0	U	5.0	0.91
95-50-1	1,2-Dichlorobenzene	1.0	U	1.0	0.15
107-06-2	1,2-Dichloroethane	1.0	U	1.0	0.21
78-87-5	1,2-Dichloropropane	1.0	U	1.0	0.15
541-73-1	1,3-Dichlorobenzene	1.0	U	1.0	0.15
142-28-9	1,3-Dichloropropane	1.0	U	1.0	0.21
106-46-7	1,4-Dichlorobenzene	1.0	U	1.0	0.16
594-20-7	2,2-Dichloropropane	1.0	U	1.0	0.31
110-75-8	2-Chloroethyl vinyl ether	10	U	10	0.26
95-49-8	2-Chlorotoluene	1.0	U	1.0	0.15
591-78-6	2-Hexanone	5.0	U	5.0	0.54
108-86-1	Bromobenzene	1.0	U	1.0	0.12
74-97-5	Bromochloromethane	1.0	U	1.0	0.14
106-43-4	4-Chlorotoluene	1.0	U	1.0	0.090
99-87-6	p-Isopropyltoluene	1.0	U	1.0	0.13
67-64-1	Acetone	5.0	U	5.0	5.4
71-43-2	Benzene	1.0	U	1.0	0.13
75-25-2	Bromoform	1.0	U	1.0	0.76
74-83-9	Bromomethane	1.0	U	1.0	0.42
75-15-0	Carbon disulfide	1.0	U	1.0	0.28
56-23-5	Carbon tetrachloride	1.0	U	1.0	0.26
108-90-7	Chlorobenzene	1.0	U	1.0	0.14
75-00-3	Chloroethane	1.0	U	1.0	0.83

FORM I
GC/MS VOA ORGANICS ANALYSIS DATA SHEET

Lab Name: TestAmerica Canton | Job No.: 240-96812-1

SDG No.:

Client Sample ID: MSA-SW-39B-3_18 | Lab Sample ID: 240-96812-43

Matrix: Water | Lab File ID: U1264619.D

Analysis Method: 8260C | Date Collected: 06/07/2018 09:48

Sample wt/vol: 5(mL) | Date Analyzed: 06/19/2018 15:04

Soil Aliquot Vol: | Dilution Factor: 1

Soil Extract Vol.: | GC Column: DB-624 ID: 0.18(mm)

% Moisture: | Level: (low/med) Low

Analysis Batch No.: 332291 | Units: ug/L

CAS NO.	COMPOUND NAME	RESULT	Q	RL	MDL
67-66-3	Chloroform	1.0	U	1.0	0.13
74-87-3	Chloromethane	1.0	U	1.0	0.20
156-59-2	cis-1,2-Dichloroethene	0.20	J B	1.0	0.16
10061-01-5	cis-1,3-Dichloropropene	1.0	U	1.0	0.61
87-68-3	Hexachlorobutadiene	1.0	U	1.0	0.83
74-95-3	Dibromomethane	1.0	U *	1.0	0.090
75-27-4	Bromodichloromethane	1.0	U	1.0	0.17
75-71-8	Dichlorodifluoromethane	1.0	U	1.0	0.35
100-41-4	Ethylbenzene	1.0	U	1.0	0.11
106-93-4	1,2-Dibromoethane	1.0	U	1.0	0.12
108-20-3	Diisopropyl ether	5.0	U	5.0	0.17
91-20-3	Naphthalene	1.0	U	1.0	0.32
179601-23-1	m-Xylene & p-Xylene	2.0	U	2.0	0.080
104-51-8	n-Butylbenzene	1.0	U	1.0	0.14
98-82-8	Isopropylbenzene	1.0	U	1.0	0.090
103-65-1	n-Propylbenzene	1.0	U	1.0	0.15
78-93-3	2-Butanone	5.0	U	5.0	1.2
108-10-1	4-Methyl-2-pentanone	5.0	U	5.0	0.42
135-98-8	sec-Butylbenzene	1.0	U	1.0	0.13
1634-04-4	Methyl tert-butyl ether	1.0	U	1.0	0.070
994-05-8	Tert-amyl-methyl ether (TAME)	5.0	U	5.0	0.11
75-09-2	Methylene Chloride	5.0	U	5.0	2.6
95-47-6	o-Xylene	1.0	U	1.0	0.090
100-42-5	Styrene	1.0	U	1.0	0.10
637-92-3	Ethyl-t-butyl ether (ETBE)	5.0	U	5.0	0.15
98-06-6	tert-Butylbenzene	1.0	U	1.0	0.14
127-18-4	Tetrachloroethene	1.0	U	1.0	0.15
108-88-3	Toluene	1.0	U	1.0	0.14
156-60-5	trans-1,2-Dichloroethene	1.0	U	1.0	0.19
10061-02-6	trans-1,3-Dichloropropene	1.0	U	1.0	0.67
79-01-6	Trichloroethene	0.35	J B	1.0	0.10
75-69-4	Trichlorofluoromethane	1.0	U	1.0	0.45
108-05-4	Vinyl acetate	2.0	U	2.0	0.19
75-01-4	Vinyl chloride	0.50	U	0.50	0.20
75-65-0	tert-Butyl alcohol	20	U	20	1.7
1330-20-7	Xylenes, Total	2.0	U	2.0	0.15

FORM I
GC/MS VOA ORGANICS ANALYSIS DATA SHEET

Lab Name: TestAmerica Canton | Job No.: 240-96812-1

SDG No.:

Client Sample ID: MSA-SW-39B-3_18 | Lab Sample ID: 240-96812-43

Matrix: Water | Lab File ID: U1264619.D

Analysis Method: 8260C | Date Collected: 06/07/2018 09:48

Sample wt/vol: 5(mL) | Date Analyzed: 06/19/2018 15:04

Soil Aliquot Vol: | Dilution Factor: 1

Soil Extract Vol.: | GC Column: DB-624 ID: 0.18(mm)

% Moisture: | Level: (low/med) Low

Analysis Batch No.: 332291 | Units: ug/L

CAS NO.	COMPOUND NAME	RESULT	Q	RL	MDL
124-48-1	Dibromochloromethane	1.0	U	1.0	0.39

CAS NO.	SURROGATE	%REC	Q	LIMITS
17060-07-0	1,2-Dichloroethane-d4 (Surr)	116		61-138
460-00-4	4-Bromofluorobenzene (Surr)	97		69-120
2037-26-5	Toluene-d8 (Surr)	114		73-120
1868-53-7	Dibromofluoromethane (Surr)	99		69-124

FORM I
GC/MS VOA ORGANICS ANALYSIS DATA SHEET
TENTATIVELY IDENTIFIED COMPOUNDS

Lab Name: TestAmerica Canton Job No.: 240-96812-1

SDG No.:

Client Sample ID: MSA-SW-39B-3_18 Lab Sample ID: 240-96812-43

Matrix: Water Lab File ID: U1264619.D

Analysis Method: 8260C Date Collected: 06/07/2018 09:48

Sample wt/vol: 5(mL) Date Analyzed: 06/19/2018 15:04

Soil Aliquot Vol: Dilution Factor: 1

Soil Extract Vol.: GC Column: DB-624 ID: 0.18(mm)

% Moisture: Level: (low/med) Low

Analysis Batch No.: 332291 Units: ug/L

Number TICs Found: 0 TIC Result Total: 0

CAS NO.	COMPOUND NAME	RT	RESULT	Q	MATCH QUALITY
	Tentatively Identified Compound		None		

FORM I
GC/MS VOA ORGANICS ANALYSIS DATA SHEET
TARGETED TENATIVELY IDENTIFIED COMPOUNDS

Lab Name: TestAmerica Canton Job No.: 240-96812-1

SDG No.:

Client Sample ID: MSA-SW-39B-3_18 Lab Sample ID: 240-96812-43

Matrix: Water Lab File ID: U1264619.D

Analysis Method: 8260C Date Collected: 06/07/2018 09:48

Sample wt/vol: 5(mL) Date Analyzed: 06/19/2018 15:04

Soil Aliquot Vol: Dilution Factor: 1

Soil Extract Vol.: GC Column: DB-624 ID: 0.18(mm)

% Moisture: Level: (low/med) Low

Analysis Batch No.: 332291 Units: ug/L

CAS NO.	COMPOUND NAME	RT	RESULT	Q	MATCH QUALITY
75-45-6	Chlorodifluoromethane TIC		1.0	U	

FORM I
GC/MS VOA ORGANICS ANALYSIS DATA SHEET

Lab Name: TestAmerica Canton | Job No.: 240-96812-1

SDG No.:

Client Sample ID: MSA-SW-39C-3_18 | Lab Sample ID: 240-96812-44

Matrix: Water | Lab File ID: U1264620.D

Analysis Method: 8260C | Date Collected: 06/07/2018 09:52

Sample wt/vol: 5(mL) | Date Analyzed: 06/19/2018 15:27

Soil Aliquot Vol: | Dilution Factor: 1

Soil Extract Vol.: | GC Column: DB-624 ID: 0.18(mm)

% Moisture: | Level: (low/med) Low

Analysis Batch No.: 332291 | Units: ug/L

CAS NO.	COMPOUND NAME	RESULT	Q	RL	MDL
630-20-6	1,1,1,2-Tetrachloroethane	1.0	U	1.0	0.14
71-55-6	1,1,1-Trichloroethane	1.0	U	1.0	0.24
79-34-5	1,1,2,2-Tetrachloroethane	1.0	U	1.0	0.13
76-13-1	1,1,2-Trichloro-1,2,2-trichfluoroethane	1.0	U	1.0	0.41
75-34-3	1,1-Dichloroethane	1.0	U	1.0	0.17
75-35-4	1,1-Dichloroethene	1.0	U	1.0	0.19
563-58-6	1,1-Dichloropropene	1.0	U	1.0	0.14
87-61-6	1,2,3-Trichlorobenzene	1.0	U	1.0	0.54
96-18-4	1,2,3-Trichloropropane	1.0	U	1.0	0.24
526-73-8	1,2,3-Trimethylbenzene	5.0	U	5.0	0.14
120-82-1	1,2,4-Trichlorobenzene	1.0	U	1.0	0.26
95-63-6	1,2,4-Trimethylbenzene	1.0	U	1.0	0.070
96-12-8	1,2-Dibromo-3-Chloropropane	5.0	U	5.0	0.91
95-50-1	1,2-Dichlorobenzene	1.0	U	1.0	0.15
107-06-2	1,2-Dichloroethane	1.0	U	1.0	0.21
78-87-5	1,2-Dichloropropane	1.0	U	1.0	0.15
541-73-1	1,3-Dichlorobenzene	1.0	U	1.0	0.15
142-28-9	1,3-Dichloropropane	1.0	U	1.0	0.21
106-46-7	1,4-Dichlorobenzene	1.0	U	1.0	0.16
594-20-7	2,2-Dichloropropane	1.0	U	1.0	0.31
110-75-8	2-Chloroethyl vinyl ether	10	U	10	0.26
95-49-8	2-Chlorotoluene	1.0	U	1.0	0.15
591-78-6	2-Hexanone	5.0	U	5.0	0.54
108-86-1	Bromobenzene	1.0	U	1.0	0.12
74-97-5	Bromochloromethane	1.0	U	1.0	0.14
106-43-4	4-Chlorotoluene	1.0	U	1.0	0.090
99-87-6	p-Isopropyltoluene	1.0	U	1.0	0.13
67-64-1	Acetone	5.0	U	5.0	5.4
71-43-2	Benzene	1.0	U	1.0	0.13
75-25-2	Bromoform	1.0	U	1.0	0.76
74-83-9	Bromomethane	1.0	U	1.0	0.42
75-15-0	Carbon disulfide	1.0	U	1.0	0.28
56-23-5	Carbon tetrachloride	1.0	U	1.0	0.26
108-90-7	Chlorobenzene	1.0	U	1.0	0.14
75-00-3	Chloroethane	1.0	U	1.0	0.83

FORM I
GC/MS VOA ORGANICS ANALYSIS DATA SHEET

Lab Name: TestAmerica Canton | Job No.: 240-96812-1
SDG No.:
Client Sample ID: MSA-SW-39C-3_18 | Lab Sample ID: 240-96812-44
Matrix: Water | Lab File ID: U1264620.D
Analysis Method: 8260C | Date Collected: 06/07/2018 09:52
Sample wt/vol: 5(mL) | Date Analyzed: 06/19/2018 15:27
Soil Aliquot Vol: | Dilution Factor: 1
Soil Extract Vol.: | GC Column: DB-624 ID: 0.18(mm)
% Moisture: | Level: (low/med) Low
Analysis Batch No.: 332291 | Units: ug/L

CAS NO.	COMPOUND NAME	RESULT	Q	RL	MDL
67-66-3	Chloroform	1.0	U	1.0	0.13
74-87-3	Chloromethane	1.0	U	1.0	0.20
156-59-2	cis-1,2-Dichloroethene	1.0	U	1.0	0.16
10061-01-5	cis-1,3-Dichloropropene	1.0	U	1.0	0.61
87-68-3	Hexachlorobutadiene	1.0	U	1.0	0.83
74-95-3	Dibromomethane	1.0	U *	1.0	0.090
75-27-4	Bromodichloromethane	1.0	U	1.0	0.17
75-71-8	Dichlorodifluoromethane	1.0	U	1.0	0.35
100-41-4	Ethylbenzene	1.0	U	1.0	0.11
106-93-4	1,2-Dibromoethane	1.0	U	1.0	0.12
108-20-3	Diisopropyl ether	5.0	U	5.0	0.17
91-20-3	Naphthalene	1.0	U	1.0	0.32
179601-23-1	m-Xylene & p-Xylene	2.0	U	2.0	0.080
104-51-8	n-Butylbenzene	1.0	U	1.0	0.14
98-82-8	Isopropylbenzene	1.0	U	1.0	0.090
103-65-1	n-Propylbenzene	1.0	U	1.0	0.15
78-93-3	2-Butanone	1.2	J	5.0	1.2
108-10-1	4-Methyl-2-pentanone	5.0	U	5.0	0.42
135-98-8	sec-Butylbenzene	1.0	U	1.0	0.13
1634-04-4	Methyl tert-butyl ether	1.0	U	1.0	0.070
994-05-8	Tert-amyl-methyl ether (TAME)	5.0	U	5.0	0.11
75-09-2	Methylene Chloride	5.0	U	5.0	2.6
95-47-6	o-Xylene	1.0	U	1.0	0.090
100-42-5	Styrene	1.0	U	1.0	0.10
637-92-3	Ethyl-t-butyl ether (ETBE)	5.0	U	5.0	0.15
98-06-6	tert-Butylbenzene	1.0	U	1.0	0.14
127-18-4	Tetrachloroethene	1.0	U	1.0	0.15
108-88-3	Toluene	1.0	U	1.0	0.14
156-60-5	trans-1,2-Dichloroethene	1.0	U	1.0	0.19
10061-02-6	trans-1,3-Dichloropropene	1.0	U	1.0	0.67
79-01-6	Trichloroethene	0.31	J B	1.0	0.10
75-69-4	Trichlorofluoromethane	1.0	U	1.0	0.45
108-05-4	Vinyl acetate	2.0	U	2.0	0.19
75-01-4	Vinyl chloride	0.50	U	0.50	0.20
75-65-0	tert-Butyl alcohol	20	U	20	1.7
1330-20-7	Xylenes, Total	2.0	U	2.0	0.15

FORM I
GC/MS VOA ORGANICS ANALYSIS DATA SHEET

Lab Name: TestAmerica Canton | Job No.: 240-96812-1

SDG No.:

Client Sample ID: MSA-SW-39C-3_18 | Lab Sample ID: 240-96812-44

Matrix: Water | Lab File ID: U1264620.D

Analysis Method: 8260C | Date Collected: 06/07/2018 09:52

Sample wt/vol: 5(mL) | Date Analyzed: 06/19/2018 15:27

Soil Aliquot Vol: | Dilution Factor: 1

Soil Extract Vol.: | GC Column: DB-624 ID: 0.18(mm)

% Moisture: | Level: (low/med) Low

Analysis Batch No.: 332291 | Units: ug/L

CAS NO.	COMPOUND NAME	RESULT	Q	RL	MDL
124-48-1	Dibromochloromethane	1.0	U	1.0	0.39

CAS NO.	SURROGATE	%REC	Q	LIMITS
17060-07-0	1,2-Dichloroethane-d4 (Surr)	112		61-138
460-00-4	4-Bromofluorobenzene (Surr)	94		69-120
2037-26-5	Toluene-d8 (Surr)	109		73-120
1868-53-7	Dibromofluoromethane (Surr)	95		69-124

FORM I
GC/MS VOA ORGANICS ANALYSIS DATA SHEET
TENTATIVELY IDENTIFIED COMPOUNDS

Lab Name: TestAmerica Canton Job No.: 240-96812-1

SDG No.:

Client Sample ID: MSA-SW-39C-3_18 Lab Sample ID: 240-96812-44

Matrix: Water Lab File ID: U1264620.D

Analysis Method: 8260C Date Collected: 06/07/2018 09:52

Sample wt/vol: 5(mL) Date Analyzed: 06/19/2018 15:27

Soil Aliquot Vol: Dilution Factor: 1

Soil Extract Vol.: GC Column: DB-624 ID: 0.18(mm)

% Moisture: Level: (low/med) Low

Analysis Batch No.: 332291 Units: ug/L

Number TICs Found: 0 TIC Result Total: 0

CAS NO.	COMPOUND NAME	RT	RESULT	Q	MATCH QUALITY
	Tentatively Identified Compound		None		

FORM I-TIC 8260C

FORM I
GC/MS VOA ORGANICS ANALYSIS DATA SHEET
TARGETED TENATIVELY IDENTIFIED COMPOUNDS

Lab Name: TestAmerica Canton Job No.: 240-96812-1

SDG No.:

Client Sample ID: MSA-SW-39C-3_18 Lab Sample ID: 240-96812-44

Matrix: Water Lab File ID: U1264620.D

Analysis Method: 8260C Date Collected: 06/07/2018 09:52

Sample wt/vol: 5(mL) Date Analyzed: 06/19/2018 15:27

Soil Aliquot Vol: Dilution Factor: 1

Soil Extract Vol.: GC Column: DB-624 ID: 0.18(mm)

% Moisture: Level: (low/med) Low

Analysis Batch No.: 332291 Units: ug/L

CAS NO.	COMPOUND NAME	RT	RESULT	Q	MATCH QUALITY
75-45-6	Chlorodifluoromethane TIC		1.0	U	

FORM I-TIC 8260C

FORM I
GC/MS VOA ORGANICS ANALYSIS DATA SHEET

Lab Name: TestAmerica Canton | Job No.: 240-96812-1
SDG No.:
Client Sample ID: TRIP BLANK | Lab Sample ID: 240-96812-45
Matrix: Water | Lab File ID: U1264621.D
Analysis Method: 8260C | Date Collected: 06/07/2018 00:00
Sample wt/vol: 5(mL) | Date Analyzed: 06/19/2018 15:50
Soil Aliquot Vol: | Dilution Factor: 1
Soil Extract Vol.: | GC Column: DB-624 ID: 0.18(mm)
% Moisture: | Level: (low/med) Low
Analysis Batch No.: 332291 | Units: ug/L

CAS NO.	COMPOUND NAME	RESULT	Q	RL	MDL
630-20-6	1,1,1,2-Tetrachloroethane	1.0	U	1.0	0.14
71-55-6	1,1,1-Trichloroethane	1.0	U	1.0	0.24
79-34-5	1,1,2,2-Tetrachloroethane	1.0	U	1.0	0.13
76-13-1	1,1,2-Trichloro-1,2,2-trichfluoroethane	1.0	U	1.0	0.41
75-34-3	1,1-Dichloroethane	1.0	U	1.0	0.17
75-35-4	1,1-Dichloroethene	1.0	U	1.0	0.19
563-58-6	1,1-Dichloropropene	1.0	U	1.0	0.14
87-61-6	1,2,3-Trichlorobenzene	1.0	U	1.0	0.54
96-18-4	1,2,3-Trichloropropane	1.0	U	1.0	0.24
526-73-8	1,2,3-Trimethylbenzene	5.0	U	5.0	0.14
120-82-1	1,2,4-Trichlorobenzene	1.0	U	1.0	0.26
95-63-6	1,2,4-Trimethylbenzene	1.0	U	1.0	0.070
96-12-8	1,2-Dibromo-3-Chloropropane	5.0	U	5.0	0.91
95-50-1	1,2-Dichlorobenzene	1.0	U	1.0	0.15
107-06-2	1,2-Dichloroethane	1.0	U	1.0	0.21
78-87-5	1,2-Dichloropropane	1.0	U	1.0	0.15
541-73-1	1,3-Dichlorobenzene	1.0	U	1.0	0.15
142-28-9	1,3-Dichloropropane	1.0	U	1.0	0.21
106-46-7	1,4-Dichlorobenzene	1.0	U	1.0	0.16
594-20-7	2,2-Dichloropropane	1.0	U	1.0	0.31
110-75-8	2-Chloroethyl vinyl ether	10	U	10	0.26
95-49-8	2-Chlorotoluene	1.0	U	1.0	0.15
591-78-6	2-Hexanone	5.0	U	5.0	0.54
108-86-1	Bromobenzene	1.0	U	1.0	0.12
74-97-5	Bromochloromethane	1.0	U	1.0	0.14
106-43-4	4-Chlorotoluene	1.0	U	1.0	0.090
99-87-6	p-Isopropyltoluene	1.0	U	1.0	0.13
67-64-1	Acetone	5.0	U	5.0	5.4
71-43-2	Benzene	1.0	U	1.0	0.13
75-25-2	Bromoform	1.0	U	1.0	0.76
74-83-9	Bromomethane	1.0	U	1.0	0.42
75-15-0	Carbon disulfide	1.0	U	1.0	0.28
56-23-5	Carbon tetrachloride	1.0	U	1.0	0.26
108-90-7	Chlorobenzene	1.0	U	1.0	0.14
75-00-3	Chloroethane	1.0	U	1.0	0.83

FORM I
GC/MS VOA ORGANICS ANALYSIS DATA SHEET

Lab Name: TestAmerica Canton | Job No.: 240-96812-1
SDG No.:
Client Sample ID: TRIP BLANK | Lab Sample ID: 240-96812-45
Matrix: Water | Lab File ID: U1264621.D
Analysis Method: 8260C | Date Collected: 06/07/2018 00:00
Sample wt/vol: 5(mL) | Date Analyzed: 06/19/2018 15:50
Soil Aliquot Vol: | Dilution Factor: 1
Soil Extract Vol.: | GC Column: DB-624 ID: 0.18(mm)
% Moisture: | Level: (low/med) Low
Analysis Batch No.: 332291 | Units: ug/L

CAS NO.	COMPOUND NAME	RESULT	Q	RL	MDL
67-66-3	Chloroform	1.0	U	1.0	0.13
74-87-3	Chloromethane	1.0	U	1.0	0.20
156-59-2	cis-1,2-Dichloroethene	1.0	U	1.0	0.16
10061-01-5	cis-1,3-Dichloropropene	1.0	U	1.0	0.61
87-68-3	Hexachlorobutadiene	1.0	U	1.0	0.83
74-95-3	Dibromomethane	1.0	U *	1.0	0.090
75-27-4	Bromodichloromethane	1.0	U	1.0	0.17
75-71-8	Dichlorodifluoromethane	1.0	U	1.0	0.35
100-41-4	Ethylbenzene	1.0	U	1.0	0.11
106-93-4	1,2-Dibromoethane	1.0	U	1.0	0.12
108-20-3	Diisopropyl ether	5.0	U	5.0	0.17
91-20-3	Naphthalene	1.0	U	1.0	0.32
179601-23-1	m-Xylene & p-Xylene	2.0	U	2.0	0.080
104-51-8	n-Butylbenzene	1.0	U	1.0	0.14
98-82-8	Isopropylbenzene	1.0	U	1.0	0.090
103-65-1	n-Propylbenzene	1.0	U	1.0	0.15
78-93-3	2-Butanone	5.0	U	5.0	1.2
108-10-1	4-Methyl-2-pentanone	5.0	U	5.0	0.42
135-98-8	sec-Butylbenzene	1.0	U	1.0	0.13
1634-04-4	Methyl tert-butyl ether	1.0	U	1.0	0.070
994-05-8	Tert-amyl-methyl ether (TAME)	5.0	U	5.0	0.11
75-09-2	Methylene Chloride	5.0	U	5.0	2.6
95-47-6	o-Xylene	1.0	U	1.0	0.090
100-42-5	Styrene	1.0	U	1.0	0.10
637-92-3	Ethyl-t-butyl ether (ETBE)	5.0	U	5.0	0.15
98-06-6	tert-Butylbenzene	1.0	U	1.0	0.14
127-18-4	Tetrachloroethene	1.0	U	1.0	0.15
108-88-3	Toluene	1.0	U	1.0	0.14
156-60-5	trans-1,2-Dichloroethene	1.0	U	1.0	0.19
10061-02-6	trans-1,3-Dichloropropene	1.0	U	1.0	0.67
79-01-6	Trichloroethene	0.32	J B	1.0	0.10
75-69-4	Trichlorofluoromethane	1.0	U	1.0	0.45
108-05-4	Vinyl acetate	2.0	U	2.0	0.19
75-01-4	Vinyl chloride	0.50	U	0.50	0.20
75-65-0	tert-Butyl alcohol	20	U	20	1.7
1330-20-7	Xylenes, Total	2.0	U	2.0	0.15

FORM I
GC/MS VOA ORGANICS ANALYSIS DATA SHEET

Lab Name: TestAmerica Canton | Job No.: 240-96812-1

SDG No.:

Client Sample ID: TRIP BLANK | Lab Sample ID: 240-96812-45

Matrix: Water | Lab File ID: U1264621.D

Analysis Method: 8260C | Date Collected: 06/07/2018 00:00

Sample wt/vol: 5(mL) | Date Analyzed: 06/19/2018 15:50

Soil Aliquot Vol: | Dilution Factor: 1

Soil Extract Vol.: | GC Column: DB-624 ID: 0.18(mm)

% Moisture: | Level: (low/med) Low

Analysis Batch No.: 332291 | Units: ug/L

CAS NO.	COMPOUND NAME	RESULT	Q	RL	MDL
124-48-1	Dibromochloromethane	1.0	U	1.0	0.39

CAS NO.	SURROGATE	%REC	Q	LIMITS
17060-07-0	1,2-Dichloroethane-d4 (Surr)	110		61-138
460-00-4	4-Bromofluorobenzene (Surr)	101		69-120
2037-26-5	Toluene-d8 (Surr)	114		73-120
1868-53-7	Dibromofluoromethane (Surr)	97		69-124

FORM I
GC/MS VOA ORGANICS ANALYSIS DATA SHEET
TENTATIVELY IDENTIFIED COMPOUNDS

Lab Name: TestAmerica Canton Job No.: 240-96812-1

SDG No.:

Client Sample ID: TRIP BLANK Lab Sample ID: 240-96812-45

Matrix: Water Lab File ID: U1264621.D

Analysis Method: 8260C Date Collected: 06/07/2018 00:00

Sample wt/vol: 5(mL) Date Analyzed: 06/19/2018 15:50

Soil Aliquot Vol: Dilution Factor: 1

Soil Extract Vol.: GC Column: DB-624 ID: 0.18(mm)

% Moisture: Level: (low/med) Low

Analysis Batch No.: 332291 Units: ug/L

Number TICs Found: 0 TIC Result Total: 0

CAS NO.	COMPOUND NAME	RT	RESULT	Q	MATCH QUALITY
	Tentatively Identified Compound		None		

FORM I-TIC 8260C

FORM I
GC/MS VOA ORGANICS ANALYSIS DATA SHEET
TARGETED TENATIVELY IDENTIFIED COMPOUNDS

Lab Name: TestAmerica Canton Job No.: 240-96812-1

SDG No.:

Client Sample ID: TRIP BLANK Lab Sample ID: 240-96812-45

Matrix: Water Lab File ID: U1264621.D

Analysis Method: 8260C Date Collected: 06/07/2018 00:00

Sample wt/vol: 5(mL) Date Analyzed: 06/19/2018 15:50

Soil Aliquot Vol: Dilution Factor: 1

Soil Extract Vol.: GC Column: DB-624 ID: 0.18(mm)

% Moisture: Level: (low/med) Low

Analysis Batch No.: 332291 Units: ug/L

CAS NO.	COMPOUND NAME	RT	RESULT	Q	MATCH QUALITY
75-45-6	Chlorodifluoromethane TIC		1.0	U	

FORM I-TIC 8260C

1A-IN
INORGANIC ANALYSIS DATA SHEET
METALS - DISSOLVED

Client Sample ID: MSA-SW38B-3_18
Lab Sample ID: 240-96812-1
Lab Name: TestAmerica Canton
Job No.: 240-96812-1
SDG ID.:
Matrix: Water
Date Sampled: 06/07/2018 11:18
Reporting Basis: WET
Date Received: 06/08/2018 09:40

CAS No.	Analyte	Result	RL	MDL	Units	C	Q	DIL	Method
7440-36-0	Antimony	10	10	2.9	ug/L	U		5	6020
7440-38-2	Arsenic	25	25	3.8	ug/L	U		5	6020
7440-39-3	Barium	12	25	11	ug/L	J		5	6020
7440-41-7	Beryllium	5.0	5.0	1.5	ug/L	U		5	6020
7440-43-9	Cadmium	5.0	5.0	1.1	ug/L	U		5	6020
7440-47-3	Chromium	10	10	4.9	ug/L	U		5	6020
7440-48-4	Cobalt	5.0	5.0	0.95	ug/L	U		5	6020
7440-50-8	Copper	10	10	8.5	ug/L	U		5	6020
7439-92-1	Lead	5.0	5.0	2.3	ug/L	U		5	6020
7439-98-7	Molybdenum	25	25	5.4	ug/L	U		5	6020
7440-02-0	Nickel	10	10	7.4	ug/L	U		5	6020
7782-49-2	Selenium	25	25	4.5	ug/L	U		5	6020
7440-22-4	Silver	5.0	5.0	0.27	ug/L	U		5	6020
7440-28-0	Thallium	5.0	5.0	1.0	ug/L	U		5	6020
7440-62-2	Vanadium	25	25	4.1	ug/L	U		5	6020
7440-66-6	Zinc	100	100	75	ug/L	U		5	6020
7440-33-7	Tungsten	50	50	8.9	ug/L	U		5	6020
7439-97-6	Mercury	0.20	0.20	0.13	ug/L	U	F1	1	7470A

1A-IN
INORGANIC ANALYSIS DATA SHEET
METALS - DISSOLVED

Client Sample ID: MSA-SW38B-3_18
Lab Sample ID: 240-96812-1
Lab Name: TestAmerica Canton
Job No.: 240-96812-1
SDG ID.:
Matrix: Water
Date Sampled: 06/07/2018 11:18
Reporting Basis: WET
Date Received: 06/08/2018 09:40

CAS No.	Analyte	Result	RL		Units	C	Q	DIL	Method
	Hardness as calcium carbonate	230	33		mg/L			1	SM 2340B
	Calcium hardness as calcium carbonate	67	12		mg/L			1	SM 2340B
	Magnesium hardness as calcium carbonate	160	21		mg/L			1	SM 2340B

1A-IN
INORGANIC ANALYSIS DATA SHEET
METALS - DISSOLVED

Client Sample ID: MSA-SW40B-3_18
Lab Sample ID: 240-96812-2
Lab Name: TestAmerica Canton
Job No.: 240-96812-1
SDG ID.:
Matrix: Water
Date Sampled: 06/07/2018 11:37
Reporting Basis: WET
Date Received: 06/08/2018 09:40

CAS No.	Analyte	Result	RL	MDL	Units	C	Q	DIL	Method
7440-36-0	Antimony	4.5	10	2.9	ug/L	J		5	6020
7440-38-2	Arsenic	25	25	3.8	ug/L	U		5	6020
7440-39-3	Barium	11	25	11	ug/L	J		5	6020
7440-41-7	Beryllium	1.5	5.0	1.5	ug/L	J		5	6020
7440-43-9	Cadmium	5.0	5.0	1.1	ug/L	U		5	6020
7440-47-3	Chromium	10	10	4.9	ug/L	U		5	6020
7440-48-4	Cobalt	5.0	5.0	0.95	ug/L	U		5	6020
7440-50-8	Copper	10	10	8.5	ug/L	U		5	6020
7439-92-1	Lead	5.0	5.0	2.3	ug/L	U		5	6020
7439-98-7	Molybdenum	25	25	5.4	ug/L	U		5	6020
7440-02-0	Nickel	10	10	7.4	ug/L	U		5	6020
7782-49-2	Selenium	4.7	25	4.5	ug/L	J	B	5	6020
7440-22-4	Silver	5.0	5.0	0.27	ug/L	U		5	6020
7440-28-0	Thallium	5.0	5.0	1.0	ug/L	U		5	6020
7440-62-2	Vanadium	25	25	4.1	ug/L	U		5	6020
7440-66-6	Zinc	100	100	75	ug/L	U		5	6020
7440-33-7	Tungsten	50	50	8.9	ug/L	U		5	6020
7439-97-6	Mercury	0.20	0.20	0.13	ug/L	U		1	7470A

1A-IN
INORGANIC ANALYSIS DATA SHEET
METALS - DISSOLVED

Client Sample ID: MSA-SW40B-3_18
Lab Sample ID: 240-96812-2
Lab Name: TestAmerica Canton
Job No.: 240-96812-1
SDG ID.:
Matrix: Water
Date Sampled: 06/07/2018 11:37
Reporting Basis: WET
Date Received: 06/08/2018 09:40

CAS No.	Analyte	Result	RL		Units	C	Q	DIL	Method
	Hardness as calcium carbonate	230	33		mg/L			1	SM 2340B
	Calcium hardness as calcium carbonate	67	12		mg/L			1	SM 2340B
	Magnesium hardness as calcium carbonate	170	21		mg/L			1	SM 2340B

1A-IN
INORGANIC ANALYSIS DATA SHEET
METALS - DISSOLVED

Client Sample ID: MSA-SW40C-3_18
Lab Sample ID: 240-96812-3
Lab Name: TestAmerica Canton
Job No.: 240-96812-1
SDG ID.:
Matrix: Water
Date Sampled: 06/07/2018 11:40
Reporting Basis: WET
Date Received: 06/08/2018 09:40

CAS No.	Analyte	Result	RL	MDL	Units	C	Q	DIL	Method
7440-36-0	Antimony	10	10	2.9	ug/L	U		5	6020
7440-38-2	Arsenic	25	25	3.8	ug/L	U		5	6020
7440-39-3	Barium	11	25	11	ug/L	J		5	6020
7440-41-7	Beryllium	5.0	5.0	1.5	ug/L	U		5	6020
7440-43-9	Cadmium	5.0	5.0	1.1	ug/L	U		5	6020
7440-47-3	Chromium	10	10	4.9	ug/L	U		5	6020
7440-48-4	Cobalt	5.0	5.0	0.95	ug/L	U		5	6020
7440-50-8	Copper	10	10	8.5	ug/L	U		5	6020
7439-92-1	Lead	5.0	5.0	2.3	ug/L	U		5	6020
7439-98-7	Molybdenum	25	25	5.4	ug/L	U		5	6020
7440-02-0	Nickel	10	10	7.4	ug/L	U		5	6020
7782-49-2	Selenium	25	25	4.5	ug/L	U		5	6020
7440-22-4	Silver	5.0	5.0	0.27	ug/L	U		5	6020
7440-28-0	Thallium	5.0	5.0	1.0	ug/L	U		5	6020
7440-62-2	Vanadium	25	25	4.1	ug/L	U		5	6020
7440-66-6	Zinc	100	100	75	ug/L	U		5	6020
7440-33-7	Tungsten	50	50	8.9	ug/L	U		5	6020
7439-97-6	Mercury	0.20	0.20	0.13	ug/L	U		1	7470A

1A-IN
INORGANIC ANALYSIS DATA SHEET
METALS - DISSOLVED

Client Sample ID: MSA-SW40C-3_18
Lab Sample ID: 240-96812-3
Lab Name: TestAmerica Canton
Job No.: 240-96812-1
SDG ID.:
Matrix: Water
Date Sampled: 06/07/2018 11:40
Reporting Basis: WET
Date Received: 06/08/2018 09:40

CAS No.	Analyte	Result	RL		Units	C	Q	DIL	Method
	Hardness as calcium carbonate	230	33		mg/L			1	SM 2340B
	Calcium hardness as calcium carbonate	66	12		mg/L			1	SM 2340B
	Magnesium hardness as calcium carbonate	160	21		mg/L			1	SM 2340B

1A-IN
INORGANIC ANALYSIS DATA SHEET
METALS - DISSOLVED

Client Sample ID: MSA-SW40D-3_18
Lab Sample ID: 240-96812-4
Lab Name: TestAmerica Canton
Job No.: 240-96812-1
SDG ID.:
Matrix: Water
Date Sampled: 06/07/2018 11:43
Reporting Basis: WET
Date Received: 06/08/2018 09:40

CAS No.	Analyte	Result	RL	MDL	Units	C	Q	DIL	Method
7440-36-0	Antimony	10	10	2.9	ug/L	U		5	6020
7440-38-2	Arsenic	25	25	3.8	ug/L	U		5	6020
7440-39-3	Barium	11	25	11	ug/L	J		5	6020
7440-41-7	Beryllium	5.0	5.0	1.5	ug/L	U		5	6020
7440-43-9	Cadmium	5.0	5.0	1.1	ug/L	U		5	6020
7440-47-3	Chromium	10	10	4.9	ug/L	U		5	6020
7440-48-4	Cobalt	5.0	5.0	0.95	ug/L	U		5	6020
7440-50-8	Copper	10	10	8.5	ug/L	U		5	6020
7439-92-1	Lead	5.0	5.0	2.3	ug/L	U		5	6020
7439-98-7	Molybdenum	25	25	5.4	ug/L	U		5	6020
7440-02-0	Nickel	10	10	7.4	ug/L	U		5	6020
7782-49-2	Selenium	25	25	4.5	ug/L	U		5	6020
7440-22-4	Silver	5.0	5.0	0.27	ug/L	U		5	6020
7440-28-0	Thallium	5.0	5.0	1.0	ug/L	U		5	6020
7440-62-2	Vanadium	25	25	4.1	ug/L	U		5	6020
7440-66-6	Zinc	100	100	75	ug/L	U		5	6020
7440-33-7	Tungsten	50	50	8.9	ug/L	U		5	6020
7439-97-6	Mercury	0.20	0.20	0.13	ug/L	U		1	7470A

1A-IN
INORGANIC ANALYSIS DATA SHEET
METALS - DISSOLVED

Client Sample ID: MSA-SW40D-3_18
Lab Sample ID: 240-96812-4
Lab Name: TestAmerica Canton
Job No.: 240-96812-1
SDG ID.:
Matrix: Water
Date Sampled: 06/07/2018 11:43
Reporting Basis: WET
Date Received: 06/08/2018 09:40

CAS No.	Analyte	Result	RL		Units	C	Q	DIL	Method
	Hardness as calcium carbonate	220	33		mg/L			1	SM 2340B
	Calcium hardness as calcium carbonate	65	12		mg/L			1	SM 2340B
	Magnesium hardness as calcium carbonate	160	21		mg/L			1	SM 2340B

1A-IN
INORGANIC ANALYSIS DATA SHEET
METALS - DISSOLVED

Client Sample ID: MSA-SW38A-3_18
Lab Sample ID: 240-96812-5
Lab Name: TestAmerica Canton
Job No.: 240-96812-1
SDG ID.:
Matrix: Water
Date Sampled: 06/07/2018 11:14
Reporting Basis: WET
Date Received: 06/08/2018 09:40

CAS No.	Analyte	Result	RL	MDL	Units	C	Q	DIL	Method
7440-36-0	Antimony	10	10	2.9	ug/L	U		5	6020
7440-38-2	Arsenic	25	25	3.8	ug/L	U		5	6020
7440-39-3	Barium	11	25	11	ug/L	J		5	6020
7440-41-7	Beryllium	5.0	5.0	1.5	ug/L	U		5	6020
7440-43-9	Cadmium	5.0	5.0	1.1	ug/L	U		5	6020
7440-47-3	Chromium	10	10	4.9	ug/L	U		5	6020
7440-48-4	Cobalt	5.0	5.0	0.95	ug/L	U		5	6020
7440-50-8	Copper	10	10	8.5	ug/L	U		5	6020
7439-92-1	Lead	5.0	5.0	2.3	ug/L	U		5	6020
7439-98-7	Molybdenum	25	25	5.4	ug/L	U		5	6020
7440-02-0	Nickel	10	10	7.4	ug/L	U		5	6020
7782-49-2	Selenium	25	25	4.5	ug/L	U		5	6020
7440-22-4	Silver	5.0	5.0	0.27	ug/L	U		5	6020
7440-28-0	Thallium	5.0	5.0	1.0	ug/L	U		5	6020
7440-62-2	Vanadium	25	25	4.1	ug/L	U		5	6020
7440-66-6	Zinc	100	100	75	ug/L	U		5	6020
7440-33-7	Tungsten	50	50	8.9	ug/L	U		5	6020
7439-97-6	Mercury	0.20	0.20	0.13	ug/L	U		1	7470A

1A-IN
INORGANIC ANALYSIS DATA SHEET
METALS - DISSOLVED

Client Sample ID: MSA-SW38A-3_18
Lab Sample ID: 240-96812-5
Lab Name: TestAmerica Canton
Job No.: 240-96812-1
SDG ID.:
Matrix: Water
Date Sampled: 06/07/2018 11:14
Reporting Basis: WET
Date Received: 06/08/2018 09:40

CAS No.	Analyte	Result	RL		Units	C	Q	DIL	Method
	Hardness as calcium carbonate	230	33		mg/L			1	SM 2340B
	Calcium hardness as calcium carbonate	67	12		mg/L			1	SM 2340B
	Magnesium hardness as calcium carbonate	160	21		mg/L			1	SM 2340B

1A-IN
INORGANIC ANALYSIS DATA SHEET
METALS - DISSOLVED

Client Sample ID: MSA-SW44D-3_18
Lab Sample ID: 240-96812-6
Lab Name: TestAmerica Canton
Job No.: 240-96812-1
SDG ID.:
Matrix: Water
Date Sampled: 06/07/2018 10:29
Reporting Basis: WET
Date Received: 06/08/2018 09:40

CAS No.	Analyte	Result	RL	MDL	Units	C	Q	DIL	Method
7440-36-0	Antimony	10	10	2.9	ug/L	U		5	6020
7440-38-2	Arsenic	25	25	3.8	ug/L	U		5	6020
7440-39-3	Barium	11	25	11	ug/L	J		5	6020
7440-41-7	Beryllium	5.0	5.0	1.5	ug/L	U		5	6020
7440-43-9	Cadmium	5.0	5.0	1.1	ug/L	U		5	6020
7440-47-3	Chromium	10	10	4.9	ug/L	U		5	6020
7440-48-4	Cobalt	5.0	5.0	0.95	ug/L	U		5	6020
7440-50-8	Copper	13	10	8.5	ug/L			5	6020
7439-92-1	Lead	5.0	5.0	2.3	ug/L	U		5	6020
7439-98-7	Molybdenum	25	25	5.4	ug/L	U		5	6020
7440-02-0	Nickel	10	10	7.4	ug/L	U		5	6020
7782-49-2	Selenium	25	25	4.5	ug/L	U		5	6020
7440-22-4	Silver	5.0	5.0	0.27	ug/L	U		5	6020
7440-28-0	Thallium	5.0	5.0	1.0	ug/L	U		5	6020
7440-62-2	Vanadium	25	25	4.1	ug/L	U		5	6020
7440-66-6	Zinc	100	100	75	ug/L	U		5	6020
7440-33-7	Tungsten	50	50	8.9	ug/L	U		5	6020
7439-97-6	Mercury	0.20	0.20	0.13	ug/L	U		1	7470A

1A-IN
INORGANIC ANALYSIS DATA SHEET
METALS - DISSOLVED

Client Sample ID: MSA-SW44D-3_18
Lab Sample ID: 240-96812-6
Lab Name: TestAmerica Canton
Job No.: 240-96812-1
SDG ID.:
Matrix: Water
Date Sampled: 06/07/2018 10:29
Reporting Basis: WET
Date Received: 06/08/2018 09:40

CAS No.	Analyte	Result	RL		Units	C	Q	DIL	Method
	Hardness as calcium carbonate	220	33		mg/L			1	SM 2340B
	Calcium hardness as calcium carbonate	64	12		mg/L			1	SM 2340B
	Magnesium hardness as calcium carbonate	160	21		mg/L			1	SM 2340B

1A-IN
INORGANIC ANALYSIS DATA SHEET
METALS - DISSOLVED

Client Sample ID: MSA-SW43A-3_18
Lab Sample ID: 240-96812-11
Lab Name: TestAmerica Canton
Job No.: 240-96812-1
SDG ID.:
Matrix: Water
Date Sampled: 06/07/2018 10:35
Reporting Basis: WET
Date Received: 06/08/2018 09:40

CAS No.	Analyte	Result	RL	MDL	Units	C	Q	DIL	Method
7440-36-0	Antimony	10	10	2.9	ug/L	U		5	6020
7440-38-2	Arsenic	25	25	3.8	ug/L	U		5	6020
7440-39-3	Barium	11	25	11	ug/L	J		5	6020
7440-41-7	Beryllium	5.0	5.0	1.5	ug/L	U		5	6020
7440-43-9	Cadmium	5.0	5.0	1.1	ug/L	U		5	6020
7440-47-3	Chromium	10	10	4.9	ug/L	U		5	6020
7440-48-4	Cobalt	5.0	5.0	0.95	ug/L	U		5	6020
7440-50-8	Copper	10	10	8.5	ug/L	U		5	6020
7439-92-1	Lead	5.0	5.0	2.3	ug/L	U		5	6020
7439-98-7	Molybdenum	25	25	5.4	ug/L	U		5	6020
7440-02-0	Nickel	10	10	7.4	ug/L	U		5	6020
7782-49-2	Selenium	25	25	4.5	ug/L	U		5	6020
7440-22-4	Silver	5.0	5.0	0.27	ug/L	U		5	6020
7440-28-0	Thallium	5.0	5.0	1.0	ug/L	U		5	6020
7440-62-2	Vanadium	25	25	4.1	ug/L	U		5	6020
7440-66-6	Zinc	100	100	75	ug/L	U		5	6020
7440-33-7	Tungsten	50	50	8.9	ug/L	U		5	6020
7439-97-6	Mercury	0.20	0.20	0.13	ug/L	U		1	7470A

1A-IN
INORGANIC ANALYSIS DATA SHEET
METALS - DISSOLVED

Client Sample ID: MSA-SW43A-3_18
Lab Sample ID: 240-96812-11
Lab Name: TestAmerica Canton
Job No.: 240-96812-1
SDG ID.:
Matrix: Water
Date Sampled: 06/07/2018 10:35
Reporting Basis: WET
Date Received: 06/08/2018 09:40

CAS No.	Analyte	Result	RL		Units	C	Q	DIL	Method
	Hardness as calcium carbonate	240	33		mg/L			1	SM 2340B
	Calcium hardness as calcium carbonate	68	12		mg/L			1	SM 2340B
	Magnesium hardness as calcium carbonate	170	21		mg/L			1	SM 2340B

1A-IN
INORGANIC ANALYSIS DATA SHEET
METALS - DISSOLVED

Client Sample ID: MSA-SW43B-3_18
Lab Sample ID: 240-96812-12
Lab Name: TestAmerica Canton
Job No.: 240-96812-1
SDG ID.:
Matrix: Water
Date Sampled: 06/07/2018 10:38
Reporting Basis: WET
Date Received: 06/08/2018 09:40

CAS No.	Analyte	Result	RL	MDL	Units	C	Q	DIL	Method
7440-36-0	Antimony	10	10	2.9	ug/L	U		5	6020
7440-38-2	Arsenic	25	25	3.8	ug/L	U		5	6020
7440-39-3	Barium	25	25	11	ug/L	U		5	6020
7440-41-7	Beryllium	5.0	5.0	1.5	ug/L	U		5	6020
7440-43-9	Cadmium	5.0	5.0	1.1	ug/L	U		5	6020
7440-47-3	Chromium	10	10	4.9	ug/L	U		5	6020
7440-48-4	Cobalt	5.0	5.0	0.95	ug/L	U		5	6020
7440-50-8	Copper	10	10	8.5	ug/L	U		5	6020
7439-92-1	Lead	5.0	5.0	2.3	ug/L	U		5	6020
7439-98-7	Molybdenum	25	25	5.4	ug/L	U		5	6020
7440-02-0	Nickel	10	10	7.4	ug/L	U		5	6020
7782-49-2	Selenium	25	25	4.5	ug/L	U		5	6020
7440-22-4	Silver	5.0	5.0	0.27	ug/L	U		5	6020
7440-28-0	Thallium	5.0	5.0	1.0	ug/L	U		5	6020
7440-62-2	Vanadium	25	25	4.1	ug/L	U		5	6020
7440-66-6	Zinc	100	100	75	ug/L	U		5	6020
7440-33-7	Tungsten	50	50	8.9	ug/L	U		5	6020
7439-97-6	Mercury	0.20	0.20	0.13	ug/L	U		1	7470A

1A-IN
INORGANIC ANALYSIS DATA SHEET
METALS - DISSOLVED

Client Sample ID: MSA-SW43B-3_18
Lab Sample ID: 240-96812-12
Lab Name: TestAmerica Canton
Job No.: 240-96812-1
SDG ID.:
Matrix: Water
Date Sampled: 06/07/2018 10:38
Reporting Basis: WET
Date Received: 06/08/2018 09:40

CAS No.	Analyte	Result	RL		Units	C	Q	DIL	Method
	Hardness as calcium carbonate	220	33		mg/L			1	SM 2340B
	Calcium hardness as calcium carbonate	63	12		mg/L			1	SM 2340B
	Magnesium hardness as calcium carbonate	150	21		mg/L			1	SM 2340B

1A-IN
INORGANIC ANALYSIS DATA SHEET
METALS - DISSOLVED

Client Sample ID: MSA-SW37D-3_18
Lab Sample ID: 240-96812-13
Lab Name: TestAmerica Canton
Job No.: 240-96812-1
SDG ID.:
Matrix: Water
Date Sampled: 06/07/2018 12:19
Reporting Basis: WET
Date Received: 06/08/2018 09:40

CAS No.	Analyte	Result	RL	MDL	Units	C	Q	DIL	Method
7440-36-0	Antimony	10	10	2.9	ug/L	U		5	6020
7440-38-2	Arsenic	25	25	3.8	ug/L	U		5	6020
7440-39-3	Barium	11	25	11	ug/L	J		5	6020
7440-41-7	Beryllium	5.0	5.0	1.5	ug/L	U		5	6020
7440-43-9	Cadmium	5.0	5.0	1.1	ug/L	U		5	6020
7440-47-3	Chromium	10	10	4.9	ug/L	U		5	6020
7440-48-4	Cobalt	5.0	5.0	0.95	ug/L	U		5	6020
7440-50-8	Copper	10	10	8.5	ug/L	U		5	6020
7439-92-1	Lead	5.0	5.0	2.3	ug/L	U		5	6020
7439-98-7	Molybdenum	25	25	5.4	ug/L	U		5	6020
7440-02-0	Nickel	10	10	7.4	ug/L	U		5	6020
7782-49-2	Selenium	25	25	4.5	ug/L	U		5	6020
7440-22-4	Silver	5.0	5.0	0.27	ug/L	U		5	6020
7440-28-0	Thallium	5.0	5.0	1.0	ug/L	U		5	6020
7440-62-2	Vanadium	25	25	4.1	ug/L	U		5	6020
7440-66-6	Zinc	100	100	75	ug/L	U		5	6020
7440-33-7	Tungsten	50	50	8.9	ug/L	U		5	6020
7439-97-6	Mercury	0.20	0.20	0.13	ug/L	U		1	7470A

1A-IN
INORGANIC ANALYSIS DATA SHEET
METALS - DISSOLVED

Client Sample ID: MSA-SW37D-3_18
Lab Sample ID: 240-96812-13
Lab Name: TestAmerica Canton
Job No.: 240-96812-1
SDG ID.:
Matrix: Water
Date Sampled: 06/07/2018 12:19
Reporting Basis: WET
Date Received: 06/08/2018 09:40

CAS No.	Analyte	Result	RL		Units	C	Q	DIL	Method
	Hardness as calcium carbonate	230	33		mg/L			1	SM 2340B
	Calcium hardness as calcium carbonate	66	12		mg/L			1	SM 2340B
	Magnesium hardness as calcium carbonate	160	21		mg/L			1	SM 2340B

1A-IN
INORGANIC ANALYSIS DATA SHEET
METALS - DISSOLVED

Client Sample ID: MSA-SW37C-3_18
Lab Sample ID: 240-96812-14
Lab Name: TestAmerica Canton
Job No.: 240-96812-1
SDG ID.:
Matrix: Water
Date Sampled: 06/07/2018 12:15
Reporting Basis: WET
Date Received: 06/08/2018 09:40

CAS No.	Analyte	Result	RL	MDL	Units	C	Q	DIL	Method
7440-36-0	Antimony	10	10	2.9	ug/L	U		5	6020
7440-38-2	Arsenic	25	25	3.8	ug/L	U		5	6020
7440-39-3	Barium	11	25	11	ug/L	J		5	6020
7440-41-7	Beryllium	5.0	5.0	1.5	ug/L	U		5	6020
7440-43-9	Cadmium	5.0	5.0	1.1	ug/L	U		5	6020
7440-47-3	Chromium	10	10	4.9	ug/L	U		5	6020
7440-48-4	Cobalt	5.0	5.0	0.95	ug/L	U		5	6020
7440-50-8	Copper	10	10	8.5	ug/L	U		5	6020
7439-92-1	Lead	5.0	5.0	2.3	ug/L	U		5	6020
7439-98-7	Molybdenum	25	25	5.4	ug/L	U		5	6020
7440-02-0	Nickel	10	10	7.4	ug/L	U		5	6020
7782-49-2	Selenium	25	25	4.5	ug/L	U		5	6020
7440-22-4	Silver	5.0	5.0	0.27	ug/L	U		5	6020
7440-28-0	Thallium	5.0	5.0	1.0	ug/L	U		5	6020
7440-62-2	Vanadium	25	25	4.1	ug/L	U		5	6020
7440-66-6	Zinc	100	100	75	ug/L	U		5	6020
7440-33-7	Tungsten	50	50	8.9	ug/L	U		5	6020
7439-97-6	Mercury	0.20	0.20	0.13	ug/L	U		1	7470A

1A-IN
INORGANIC ANALYSIS DATA SHEET
METALS - DISSOLVED

Client Sample ID: MSA-SW37C-3_18
Lab Sample ID: 240-96812-14
Lab Name: TestAmerica Canton
Job No.: 240-96812-1
SDG ID.:
Matrix: Water
Date Sampled: 06/07/2018 12:15
Reporting Basis: WET
Date Received: 06/08/2018 09:40

CAS No.	Analyte	Result	RL		Units	C	Q	DIL	Method
	Hardness as calcium carbonate	210	33		mg/L			1	SM 2340B
	Calcium hardness as calcium carbonate	63	12		mg/L			1	SM 2340B
	Magnesium hardness as calcium carbonate	150	21		mg/L			1	SM 2340B

1A-IN
INORGANIC ANALYSIS DATA SHEET
METALS - DISSOLVED

Client Sample ID: MSA-SW37B-3_18
Lab Sample ID: 240-96812-15
Lab Name: TestAmerica Canton
Job No.: 240-96812-1
SDG ID.:
Matrix: Water
Date Sampled: 06/07/2018 12:12
Reporting Basis: WET
Date Received: 06/08/2018 09:40

CAS No.	Analyte	Result	RL	MDL	Units	C	Q	DIL	Method
7440-36-0	Antimony	10	10	2.9	ug/L	U		5	6020
7440-38-2	Arsenic	25	25	3.8	ug/L	U		5	6020
7440-39-3	Barium	12	25	11	ug/L	J		5	6020
7440-41-7	Beryllium	5.0	5.0	1.5	ug/L	U		5	6020
7440-43-9	Cadmium	5.0	5.0	1.1	ug/L	U		5	6020
7440-47-3	Chromium	10	10	4.9	ug/L	U		5	6020
7440-48-4	Cobalt	5.0	5.0	0.95	ug/L	U		5	6020
7440-50-8	Copper	27	10	8.5	ug/L			5	6020
7439-92-1	Lead	5.0	5.0	2.3	ug/L	U		5	6020
7439-98-7	Molybdenum	25	25	5.4	ug/L	U		5	6020
7440-02-0	Nickel	10	10	7.4	ug/L	U		5	6020
7782-49-2	Selenium	25	25	4.5	ug/L	U		5	6020
7440-22-4	Silver	5.0	5.0	0.27	ug/L	U		5	6020
7440-28-0	Thallium	5.0	5.0	1.0	ug/L	U		5	6020
7440-62-2	Vanadium	25	25	4.1	ug/L	U		5	6020
7440-66-6	Zinc	100	100	75	ug/L	U		5	6020
7440-33-7	Tungsten	50	50	8.9	ug/L	U		5	6020
7439-97-6	Mercury	0.20	0.20	0.13	ug/L	U		1	7470A

1A-IN
INORGANIC ANALYSIS DATA SHEET
METALS - DISSOLVED

Client Sample ID: MSA-SW37B-3_18
Lab Sample ID: 240-96812-15
Lab Name: TestAmerica Canton
Job No.: 240-96812-1
SDG ID.:
Matrix: Water
Date Sampled: 06/07/2018 12:12
Reporting Basis: WET
Date Received: 06/08/2018 09:40

CAS No.	Analyte	Result	RL		Units	C	Q	DIL	Method
	Hardness as calcium carbonate	220	33		mg/L			1	SM 2340B
	Calcium hardness as calcium carbonate	67	12		mg/L			1	SM 2340B
	Magnesium hardness as calcium carbonate	160	21		mg/L			1	SM 2340B

1A-IN
INORGANIC ANALYSIS DATA SHEET
METALS - DISSOLVED

Client Sample ID: MSA-SW37A-3_18
Lab Sample ID: 240-96812-16
Lab Name: TestAmerica Canton
Job No.: 240-96812-1
SDG ID.:
Matrix: Water
Date Sampled: 06/07/2018 12:09
Reporting Basis: WET
Date Received: 06/08/2018 09:40

CAS No.	Analyte	Result	RL	MDL	Units	C	Q	DIL	Method
7440-36-0	Antimony	10	10	2.9	ug/L	U		5	6020
7440-38-2	Arsenic	25	25	3.8	ug/L	U		5	6020
7440-39-3	Barium	12	25	11	ug/L	J		5	6020
7440-41-7	Beryllium	5.0	5.0	1.5	ug/L	U		5	6020
7440-43-9	Cadmium	5.0	5.0	1.1	ug/L	U		5	6020
7440-47-3	Chromium	10	10	4.9	ug/L	U		5	6020
7440-48-4	Cobalt	5.0	5.0	0.95	ug/L	U		5	6020
7440-50-8	Copper	10	10	8.5	ug/L	U		5	6020
7439-92-1	Lead	5.0	5.0	2.3	ug/L	U		5	6020
7439-98-7	Molybdenum	25	25	5.4	ug/L	U		5	6020
7440-02-0	Nickel	10	10	7.4	ug/L	U		5	6020
7782-49-2	Selenium	25	25	4.5	ug/L	U		5	6020
7440-22-4	Silver	5.0	5.0	0.27	ug/L	U		5	6020
7440-28-0	Thallium	5.0	5.0	1.0	ug/L	U		5	6020
7440-62-2	Vanadium	25	25	4.1	ug/L	U		5	6020
7440-66-6	Zinc	100	100	75	ug/L	U		5	6020
7440-33-7	Tungsten	50	50	8.9	ug/L	U		5	6020
7439-97-6	Mercury	0.20	0.20	0.13	ug/L	U		1	7470A

1A-IN
INORGANIC ANALYSIS DATA SHEET
METALS - DISSOLVED

Client Sample ID: MSA-SW37A-3_18
Lab Sample ID: 240-96812-16
Lab Name: TestAmerica Canton
Job No.: 240-96812-1
SDG ID.:
Matrix: Water
Date Sampled: 06/07/2018 12:09
Reporting Basis: WET
Date Received: 06/08/2018 09:40

CAS No.	Analyte	Result	RL		Units	C	Q	DIL	Method
	Hardness as calcium carbonate	220	33		mg/L			1	SM 2340B
	Calcium hardness as calcium carbonate	65	12		mg/L			1	SM 2340B
	Magnesium hardness as calcium carbonate	150	21		mg/L			1	SM 2340B

1A-IN
INORGANIC ANALYSIS DATA SHEET
METALS - DISSOLVED

Client Sample ID: MSA-SW40A-3_18
Lab Sample ID: 240-96812-17
Lab Name: TestAmerica Canton
Job No.: 240-96812-1
SDG ID.:
Matrix: Water
Date Sampled: 06/07/2018 11:33
Reporting Basis: WET
Date Received: 06/08/2018 09:40

CAS No.	Analyte	Result	RL	MDL	Units	C	Q	DIL	Method
7440-36-0	Antimony	10	10	2.9	ug/L	U		5	6020
7440-38-2	Arsenic	25	25	3.8	ug/L	U		5	6020
7440-39-3	Barium	11	25	11	ug/L	J		5	6020
7440-41-7	Beryllium	5.0	5.0	1.5	ug/L	U		5	6020
7440-43-9	Cadmium	5.0	5.0	1.1	ug/L	U		5	6020
7440-47-3	Chromium	10	10	4.9	ug/L	U		5	6020
7440-48-4	Cobalt	5.0	5.0	0.95	ug/L	U		5	6020
7440-50-8	Copper	10	10	8.5	ug/L	U		5	6020
7439-92-1	Lead	5.0	5.0	2.3	ug/L	U		5	6020
7439-98-7	Molybdenum	25	25	5.4	ug/L	U		5	6020
7440-02-0	Nickel	10	10	7.4	ug/L	U		5	6020
7782-49-2	Selenium	25	25	4.5	ug/L	U		5	6020
7440-22-4	Silver	5.0	5.0	0.27	ug/L	U		5	6020
7440-28-0	Thallium	5.0	5.0	1.0	ug/L	U		5	6020
7440-62-2	Vanadium	25	25	4.1	ug/L	U		5	6020
7440-66-6	Zinc	100	100	75	ug/L	U		5	6020
7440-33-7	Tungsten	50	50	8.9	ug/L	U		5	6020
7439-97-6	Mercury	0.20	0.20	0.13	ug/L	U		1	7470A

1A-IN
INORGANIC ANALYSIS DATA SHEET
METALS - DISSOLVED

Client Sample ID: MSA-SW40A-3_18
Lab Sample ID: 240-96812-17
Lab Name: TestAmerica Canton
Job No.: 240-96812-1
SDG ID.:
Matrix: Water
Date Sampled: 06/07/2018 11:33
Reporting Basis: WET
Date Received: 06/08/2018 09:40

CAS No.	Analyte	Result	RL		Units	C	Q	DIL	Method
	Hardness as calcium carbonate	240	33		mg/L			1	SM 2340B
	Calcium hardness as calcium carbonate	68	12		mg/L			1	SM 2340B
	Magnesium hardness as calcium carbonate	170	21		mg/L			1	SM 2340B

1A-IN
INORGANIC ANALYSIS DATA SHEET
METALS - DISSOLVED

Client Sample ID: MSA-SW38C-3_18
Lab Sample ID: 240-96812-18
Lab Name: TestAmerica Canton
Job No.: 240-96812-1
SDG ID.:
Matrix: Water
Date Sampled: 06/07/2018 11:21
Reporting Basis: WET
Date Received: 06/08/2018 09:40

CAS No.	Analyte	Result	RL	MDL	Units	C	Q	DIL	Method
7440-36-0	Antimony	10	10	2.9	ug/L	U		5	6020
7440-38-2	Arsenic	25	25	3.8	ug/L	U		5	6020
7440-39-3	Barium	12	25	11	ug/L	J		5	6020
7440-41-7	Beryllium	5.0	5.0	1.5	ug/L	U		5	6020
7440-43-9	Cadmium	5.0	5.0	1.1	ug/L	U		5	6020
7440-47-3	Chromium	10	10	4.9	ug/L	U		5	6020
7440-48-4	Cobalt	5.0	5.0	0.95	ug/L	U		5	6020
7440-50-8	Copper	10	10	8.5	ug/L	U		5	6020
7439-92-1	Lead	5.0	5.0	2.3	ug/L	U		5	6020
7439-98-7	Molybdenum	25	25	5.4	ug/L	U		5	6020
7440-02-0	Nickel	10	10	7.4	ug/L	U		5	6020
7782-49-2	Selenium	25	25	4.5	ug/L	U		5	6020
7440-22-4	Silver	5.0	5.0	0.27	ug/L	U		5	6020
7440-28-0	Thallium	5.0	5.0	1.0	ug/L	U		5	6020
7440-62-2	Vanadium	25	25	4.1	ug/L	U		5	6020
7440-66-6	Zinc	100	100	75	ug/L	U		5	6020
7440-33-7	Tungsten	50	50	8.9	ug/L	U		5	6020
7439-97-6	Mercury	0.20	0.20	0.13	ug/L	U		1	7470A

1A-IN
INORGANIC ANALYSIS DATA SHEET
METALS - DISSOLVED

Client Sample ID: MSA-SW38C-3_18
Lab Sample ID: 240-96812-18
Lab Name: TestAmerica Canton
Job No.: 240-96812-1
SDG ID.:
Matrix: Water
Date Sampled: 06/07/2018 11:21
Reporting Basis: WET
Date Received: 06/08/2018 09:40

CAS No.	Analyte	Result	RL		Units	C	Q	DIL	Method
	Hardness as calcium carbonate	230	33		mg/L			1	SM 2340B
	Calcium hardness as calcium carbonate	68	12		mg/L			1	SM 2340B
	Magnesium hardness as calcium carbonate	160	21		mg/L			1	SM 2340B

1A-IN
INORGANIC ANALYSIS DATA SHEET
METALS - DISSOLVED

Client Sample ID: MSA-SW38D-3_18
Lab Sample ID: 240-96812-19
Lab Name: TestAmerica Canton
Job No.: 240-96812-1
SDG ID.:
Matrix: Water
Date Sampled: 06/07/2018 11:25
Reporting Basis: WET
Date Received: 06/08/2018 09:40

CAS No.	Analyte	Result	RL	MDL	Units	C	Q	DIL	Method
7440-36-0	Antimony	10	10	2.9	ug/L	U		5	6020
7440-38-2	Arsenic	25	25	3.8	ug/L	U		5	6020
7440-39-3	Barium	11	25	11	ug/L	J		5	6020
7440-41-7	Beryllium	5.0	5.0	1.5	ug/L	U		5	6020
7440-43-9	Cadmium	5.0	5.0	1.1	ug/L	U		5	6020
7440-47-3	Chromium	10	10	4.9	ug/L	U		5	6020
7440-48-4	Cobalt	5.0	5.0	0.95	ug/L	U		5	6020
7440-50-8	Copper	10	10	8.5	ug/L	U		5	6020
7439-92-1	Lead	5.0	5.0	2.3	ug/L	U		5	6020
7439-98-7	Molybdenum	25	25	5.4	ug/L	U		5	6020
7440-02-0	Nickel	10	10	7.4	ug/L	U		5	6020
7782-49-2	Selenium	25	25	4.5	ug/L	U		5	6020
7440-22-4	Silver	5.0	5.0	0.27	ug/L	U		5	6020
7440-28-0	Thallium	5.0	5.0	1.0	ug/L	U		5	6020
7440-62-2	Vanadium	25	25	4.1	ug/L	U		5	6020
7440-66-6	Zinc	100	100	75	ug/L	U		5	6020
7440-33-7	Tungsten	50	50	8.9	ug/L	U		5	6020
7439-97-6	Mercury	0.20	0.20	0.13	ug/L	U		1	7470A

1A-IN
INORGANIC ANALYSIS DATA SHEET
METALS - DISSOLVED

Client Sample ID: MSA-SW38D-3_18
Lab Sample ID: 240-96812-19
Lab Name: TestAmerica Canton
Job No.: 240-96812-1
SDG ID.:
Matrix: Water
Date Sampled: 06/07/2018 11:25
Reporting Basis: WET
Date Received: 06/08/2018 09:40

CAS No.	Analyte	Result	RL		Units	C	Q	DIL	Method
	Hardness as calcium carbonate	230	33		mg/L			1	SM 2340B
	Calcium hardness as calcium carbonate	67	12		mg/L			1	SM 2340B
	Magnesium hardness as calcium carbonate	160	21		mg/L			1	SM 2340B

1A-IN
INORGANIC ANALYSIS DATA SHEET
METALS - DISSOLVED

Client Sample ID: MSA-SW44A-3_18
Lab Sample ID: 240-96812-20
Lab Name: TestAmerica Canton
Job No.: 240-96812-1
SDG ID.:
Matrix: Water
Date Sampled: 06/07/2018 10:19
Reporting Basis: WET
Date Received: 06/08/2018 09:40

CAS No.	Analyte	Result	RL	MDL	Units	C	Q	DIL	Method
7440-36-0	Antimony	10	10	2.9	ug/L	U		5	6020
7440-38-2	Arsenic	25	25	3.8	ug/L	U		5	6020
7440-39-3	Barium	11	25	11	ug/L	J		5	6020
7440-41-7	Beryllium	5.0	5.0	1.5	ug/L	U		5	6020
7440-43-9	Cadmium	5.0	5.0	1.1	ug/L	U		5	6020
7440-47-3	Chromium	10	10	4.9	ug/L	U		5	6020
7440-48-4	Cobalt	5.0	5.0	0.95	ug/L	U		5	6020
7440-50-8	Copper	10	10	8.5	ug/L	U		5	6020
7439-92-1	Lead	5.0	5.0	2.3	ug/L	U		5	6020
7439-98-7	Molybdenum	25	25	5.4	ug/L	U		5	6020
7440-02-0	Nickel	10	10	7.4	ug/L	U		5	6020
7782-49-2	Selenium	25	25	4.5	ug/L	U		5	6020
7440-22-4	Silver	5.0	5.0	0.27	ug/L	U		5	6020
7440-28-0	Thallium	5.0	5.0	1.0	ug/L	U		5	6020
7440-62-2	Vanadium	25	25	4.1	ug/L	U		5	6020
7440-66-6	Zinc	100	100	75	ug/L	U		5	6020
7440-33-7	Tungsten	50	50	8.9	ug/L	U		5	6020
7439-97-6	Mercury	0.20	0.20	0.13	ug/L	U		1	7470A

1A-IN
INORGANIC ANALYSIS DATA SHEET
METALS - DISSOLVED

Client Sample ID: MSA-SW44A-3_18
Lab Sample ID: 240-96812-20
Lab Name: TestAmerica Canton
Job No.: 240-96812-1
SDG ID.:
Matrix: Water
Date Sampled: 06/07/2018 10:19
Reporting Basis: WET
Date Received: 06/08/2018 09:40

CAS No.	Analyte	Result	RL		Units	C	Q	DIL	Method
	Hardness as calcium carbonate	230	33		mg/L			1	SM 2340B
	Calcium hardness as calcium carbonate	66	12		mg/L			1	SM 2340B
	Magnesium hardness as calcium carbonate	160	21		mg/L			1	SM 2340B

1A-IN
INORGANIC ANALYSIS DATA SHEET
METALS - DISSOLVED

Client Sample ID: MSA-SW44B-3_18
Lab Sample ID: 240-96812-21
Lab Name: TestAmerica Canton
Job No.: 240-96812-1
SDG ID.:
Matrix: Water
Date Sampled: 06/07/2018 10:22
Reporting Basis: WET
Date Received: 06/08/2018 09:40

CAS No.	Analyte	Result	RL	MDL	Units	C	Q	DIL	Method
7440-36-0	Antimony	10	10	2.9	ug/L	U		5	6020
7440-38-2	Arsenic	25	25	3.8	ug/L	U		5	6020
7440-39-3	Barium	11	25	11	ug/L	J		5	6020
7440-41-7	Beryllium	5.0	5.0	1.5	ug/L	U		5	6020
7440-43-9	Cadmium	5.0	5.0	1.1	ug/L	U		5	6020
7440-47-3	Chromium	10	10	4.9	ug/L	U		5	6020
7440-48-4	Cobalt	5.0	5.0	0.95	ug/L	U		5	6020
7440-50-8	Copper	10	10	8.5	ug/L	U		5	6020
7439-92-1	Lead	5.0	5.0	2.3	ug/L	U		5	6020
7439-98-7	Molybdenum	25	25	5.4	ug/L	U		5	6020
7440-02-0	Nickel	10	10	7.4	ug/L	U		5	6020
7782-49-2	Selenium	25	25	4.5	ug/L	U		5	6020
7440-22-4	Silver	5.0	5.0	0.27	ug/L	U		5	6020
7440-28-0	Thallium	5.0	5.0	1.0	ug/L	U		5	6020
7440-62-2	Vanadium	25	25	4.1	ug/L	U		5	6020
7440-66-6	Zinc	100	100	75	ug/L	U		5	6020
7440-33-7	Tungsten	50	50	8.9	ug/L	U		5	6020
7439-97-6	Mercury	0.20	0.20	0.13	ug/L	U		1	7470A

1A-IN
INORGANIC ANALYSIS DATA SHEET
METALS - DISSOLVED

Client Sample ID: MSA-SW44B-3_18
Lab Sample ID: 240-96812-21
Lab Name: TestAmerica Canton
Job No.: 240-96812-1
SDG ID.:
Matrix: Water
Date Sampled: 06/07/2018 10:22
Reporting Basis: WET
Date Received: 06/08/2018 09:40

CAS No.	Analyte	Result	RL		Units	C	Q	DIL	Method
	Hardness as calcium carbonate	230	33		mg/L			1	SM 2340B
	Calcium hardness as calcium carbonate	68	12		mg/L			1	SM 2340B
	Magnesium hardness as calcium carbonate	170	21		mg/L			1	SM 2340B

1A-IN
INORGANIC ANALYSIS DATA SHEET
METALS - DISSOLVED

Client Sample ID: MSA-SW44C-3_18
Lab Sample ID: 240-96812-22
Lab Name: TestAmerica Canton
Job No.: 240-96812-1
SDG ID.:
Matrix: Water
Date Sampled: 06/07/2018 10:26
Reporting Basis: WET
Date Received: 06/08/2018 09:40

CAS No.	Analyte	Result	RL	MDL	Units	C	Q	DIL	Method
7440-36-0	Antimony	10	10	2.9	ug/L	U		5	6020
7440-38-2	Arsenic	25	25	3.8	ug/L	U		5	6020
7440-39-3	Barium	11	25	11	ug/L	J		5	6020
7440-41-7	Beryllium	5.0	5.0	1.5	ug/L	U		5	6020
7440-43-9	Cadmium	5.0	5.0	1.1	ug/L	U		5	6020
7440-47-3	Chromium	10	10	4.9	ug/L	U		5	6020
7440-48-4	Cobalt	5.0	5.0	0.95	ug/L	U		5	6020
7440-50-8	Copper	10	10	8.5	ug/L	U		5	6020
7439-92-1	Lead	5.0	5.0	2.3	ug/L	U		5	6020
7439-98-7	Molybdenum	25	25	5.4	ug/L	U		5	6020
7440-02-0	Nickel	10	10	7.4	ug/L	U		5	6020
7782-49-2	Selenium	25	25	4.5	ug/L	U		5	6020
7440-22-4	Silver	5.0	5.0	0.27	ug/L	U		5	6020
7440-28-0	Thallium	5.0	5.0	1.0	ug/L	U		5	6020
7440-62-2	Vanadium	25	25	4.1	ug/L	U		5	6020
7440-66-6	Zinc	100	100	75	ug/L	U		5	6020
7440-33-7	Tungsten	50	50	8.9	ug/L	U		5	6020
7439-97-6	Mercury	0.20	0.20	0.13	ug/L	U		1	7470A

1A-IN
INORGANIC ANALYSIS DATA SHEET
METALS - DISSOLVED

Client Sample ID: MSA-SW44C-3_18
Lab Sample ID: 240-96812-22
Lab Name: TestAmerica Canton
Job No.: 240-96812-1
SDG ID.:
Matrix: Water
Date Sampled: 06/07/2018 10:26
Reporting Basis: WET
Date Received: 06/08/2018 09:40

CAS No.	Analyte	Result	RL		Units	C	Q	DIL	Method
	Hardness as calcium carbonate	230	33		mg/L			1	SM 2340B
	Calcium hardness as calcium carbonate	66	12		mg/L			1	SM 2340B
	Magnesium hardness as calcium carbonate	160	21		mg/L			1	SM 2340B

1A-IN
INORGANIC ANALYSIS DATA SHEET
METALS - DISSOLVED

Client Sample ID: MSA-SW-41A-3_18
Lab Sample ID: 240-96812-24
Lab Name: TestAmerica Canton
Job No.: 240-96812-1
SDG ID.:
Matrix: Water
Date Sampled: 06/07/2018 10:53
Reporting Basis: WET
Date Received: 06/08/2018 09:40

CAS No.	Analyte	Result	RL	MDL	Units	C	Q	DIL	Method
7440-36-0	Antimony	10	10	2.9	ug/L	U		5	6020
7440-38-2	Arsenic	25	25	3.8	ug/L	U		5	6020
7440-39-3	Barium	25	25	11	ug/L	U		5	6020
7440-41-7	Beryllium	5.0	5.0	1.5	ug/L	U		5	6020
7440-43-9	Cadmium	5.0	5.0	1.1	ug/L	U		5	6020
7440-47-3	Chromium	10	10	4.9	ug/L	U		5	6020
7440-48-4	Cobalt	5.0	5.0	0.95	ug/L	U		5	6020
7440-50-8	Copper	10	10	8.5	ug/L	U		5	6020
7439-92-1	Lead	5.0	5.0	2.3	ug/L	U		5	6020
7439-98-7	Molybdenum	25	25	5.4	ug/L	U		5	6020
7440-02-0	Nickel	14	10	7.4	ug/L			5	6020
7782-49-2	Selenium	25	25	4.5	ug/L	U		5	6020
7440-22-4	Silver	5.0	5.0	0.27	ug/L	U		5	6020
7440-28-0	Thallium	5.0	5.0	1.0	ug/L	U		5	6020
7440-62-2	Vanadium	25	25	4.1	ug/L	U		5	6020
7440-66-6	Zinc	100	100	75	ug/L	U		5	6020
7440-33-7	Tungsten	50	50	8.9	ug/L	U		5	6020
7439-97-6	Mercury	0.20	0.20	0.13	ug/L	U		1	7470A

1A-IN
INORGANIC ANALYSIS DATA SHEET
METALS - DISSOLVED

Client Sample ID: MSA-SW-41A-3_18
Lab Sample ID: 240-96812-24
Lab Name: TestAmerica Canton
Job No.: 240-96812-1
SDG ID.:
Matrix: Water
Date Sampled: 06/07/2018 10:53
Reporting Basis: WET
Date Received: 06/08/2018 09:40

CAS No.	Analyte	Result	RL		Units	C	Q	DIL	Method
	Hardness as calcium carbonate	220	33		mg/L			1	SM 2340B
	Calcium hardness as calcium carbonate	64	12		mg/L			1	SM 2340B
	Magnesium hardness as calcium carbonate	160	21		mg/L			1	SM 2340B

1A-IN
INORGANIC ANALYSIS DATA SHEET
METALS - DISSOLVED

Client Sample ID: MSA-SW-41B-3_18
Lab Sample ID: 240-96812-25
Lab Name: TestAmerica Canton
Job No.: 240-96812-1
SDG ID.:
Matrix: Water
Date Sampled: 06/07/2018 10:57
Reporting Basis: WET
Date Received: 06/08/2018 09:40

CAS No.	Analyte	Result	RL	MDL	Units	C	Q	DIL	Method
7440-36-0	Antimony	10	10	2.9	ug/L	U		5	6020
7440-38-2	Arsenic	25	25	3.8	ug/L	U		5	6020
7440-39-3	Barium	11	25	11	ug/L	J		5	6020
7440-41-7	Beryllium	5.0	5.0	1.5	ug/L	U		5	6020
7440-43-9	Cadmium	5.0	5.0	1.1	ug/L	U		5	6020
7440-47-3	Chromium	10	10	4.9	ug/L	U		5	6020
7440-48-4	Cobalt	5.0	5.0	0.95	ug/L	U		5	6020
7440-50-8	Copper	10	10	8.5	ug/L	U		5	6020
7439-92-1	Lead	5.0	5.0	2.3	ug/L	U		5	6020
7439-98-7	Molybdenum	25	25	5.4	ug/L	U		5	6020
7440-02-0	Nickel	10	10	7.4	ug/L	U		5	6020
7782-49-2	Selenium	25	25	4.5	ug/L	U		5	6020
7440-22-4	Silver	5.0	5.0	0.27	ug/L	U		5	6020
7440-28-0	Thallium	5.0	5.0	1.0	ug/L	U		5	6020
7440-62-2	Vanadium	25	25	4.1	ug/L	U		5	6020
7440-66-6	Zinc	100	100	75	ug/L	U		5	6020
7440-33-7	Tungsten	50	50	8.9	ug/L	U		5	6020
7439-97-6	Mercury	0.20	0.20	0.13	ug/L	U		1	7470A

1A-IN
INORGANIC ANALYSIS DATA SHEET
METALS - DISSOLVED

Client Sample ID: MSA-SW-41B-3_18
Lab Sample ID: 240-96812-25
Lab Name: TestAmerica Canton
Job No.: 240-96812-1
SDG ID.:
Matrix: Water
Date Sampled: 06/07/2018 10:57
Reporting Basis: WET
Date Received: 06/08/2018 09:40

CAS No.	Analyte	Result	RL		Units	C	Q	DIL	Method
	Hardness as calcium carbonate	230	33		mg/L			1	SM 2340B
	Calcium hardness as calcium carbonate	67	12		mg/L			1	SM 2340B
	Magnesium hardness as calcium carbonate	170	21		mg/L			1	SM 2340B

1A-IN
INORGANIC ANALYSIS DATA SHEET
METALS - DISSOLVED

Client Sample ID: MSA-SW-41C-3_18
Lab Sample ID: 240-96812-26
Lab Name: TestAmerica Canton
Job No.: 240-96812-1
SDG ID.:
Matrix: Water
Date Sampled: 06/07/2018 11:01
Reporting Basis: WET
Date Received: 06/08/2018 09:40

CAS No.	Analyte	Result	RL	MDL	Units	C	Q	DIL	Method
7440-36-0	Antimony	10	10	2.9	ug/L	U		5	6020
7440-38-2	Arsenic	25	25	3.8	ug/L	U		5	6020
7440-39-3	Barium	11	25	11	ug/L	J		5	6020
7440-41-7	Beryllium	1.6	5.0	1.5	ug/L	J		5	6020
7440-43-9	Cadmium	5.0	5.0	1.1	ug/L	U		5	6020
7440-47-3	Chromium	10	10	4.9	ug/L	U		5	6020
7440-48-4	Cobalt	5.0	5.0	0.95	ug/L	U		5	6020
7440-50-8	Copper	16	10	8.5	ug/L			5	6020
7439-92-1	Lead	5.0	5.0	2.3	ug/L	U		5	6020
7439-98-7	Molybdenum	25	25	5.4	ug/L	U		5	6020
7440-02-0	Nickel	10	10	7.4	ug/L	U		5	6020
7782-49-2	Selenium	25	25	4.5	ug/L	U		5	6020
7440-22-4	Silver	5.0	5.0	0.27	ug/L	U		5	6020
7440-28-0	Thallium	5.0	5.0	1.0	ug/L	U		5	6020
7440-62-2	Vanadium	25	25	4.1	ug/L	U		5	6020
7440-66-6	Zinc	100	100	75	ug/L	U		5	6020
7440-33-7	Tungsten	50	50	8.9	ug/L	U		5	6020
7439-97-6	Mercury	0.20	0.20	0.13	ug/L	U		1	7470A

1A-IN
INORGANIC ANALYSIS DATA SHEET
METALS - DISSOLVED

Client Sample ID: MSA-SW-41C-3_18
Lab Sample ID: 240-96812-26
Lab Name: TestAmerica Canton
Job No.: 240-96812-1
SDG ID.:
Matrix: Water
Date Sampled: 06/07/2018 11:01
Reporting Basis: WET
Date Received: 06/08/2018 09:40

CAS No.	Analyte	Result	RL		Units	C	Q	DIL	Method
	Hardness as calcium carbonate	220	33		mg/L			1	SM 2340B
	Calcium hardness as calcium carbonate	64	12		mg/L			1	SM 2340B
	Magnesium hardness as calcium carbonate	160	21		mg/L			1	SM 2340B

1A-IN
INORGANIC ANALYSIS DATA SHEET
METALS - DISSOLVED

Client Sample ID: MSA-SW-41D-3_18
Lab Sample ID: 240-96812-27
Lab Name: TestAmerica Canton
Job No.: 240-96812-1
SDG ID.:
Matrix: Water
Date Sampled: 06/07/2018 11:05
Reporting Basis: WET
Date Received: 06/08/2018 09:40

CAS No.	Analyte	Result	RL	MDL	Units	C	Q	DIL	Method
7440-36-0	Antimony	10	10	2.9	ug/L	U		5	6020
7440-38-2	Arsenic	25	25	3.8	ug/L	U		5	6020
7440-39-3	Barium	11	25	11	ug/L	J		5	6020
7440-41-7	Beryllium	5.0	5.0	1.5	ug/L	U		5	6020
7440-43-9	Cadmium	5.0	5.0	1.1	ug/L	U		5	6020
7440-47-3	Chromium	10	10	4.9	ug/L	U		5	6020
7440-48-4	Cobalt	5.0	5.0	0.95	ug/L	U		5	6020
7440-50-8	Copper	10	10	8.5	ug/L	U		5	6020
7439-92-1	Lead	5.0	5.0	2.3	ug/L	U		5	6020
7439-98-7	Molybdenum	25	25	5.4	ug/L	U		5	6020
7440-02-0	Nickel	10	10	7.4	ug/L	U		5	6020
7782-49-2	Selenium	25	25	4.5	ug/L	U		5	6020
7440-22-4	Silver	5.0	5.0	0.27	ug/L	U		5	6020
7440-28-0	Thallium	5.0	5.0	1.0	ug/L	U		5	6020
7440-62-2	Vanadium	25	25	4.1	ug/L	U		5	6020
7440-66-6	Zinc	100	100	75	ug/L	U		5	6020
7440-33-7	Tungsten	50	50	8.9	ug/L	U		5	6020
7439-97-6	Mercury	0.20	0.20	0.13	ug/L	U		1	7470A

1A-IN
INORGANIC ANALYSIS DATA SHEET
METALS - DISSOLVED

Client Sample ID: MSA-SW-41D-3_18
Lab Sample ID: 240-96812-27
Lab Name: TestAmerica Canton
Job No.: 240-96812-1
SDG ID.:
Matrix: Water
Date Sampled: 06/07/2018 11:05
Reporting Basis: WET
Date Received: 06/08/2018 09:40

CAS No.	Analyte	Result	RL		Units	C	Q	DIL	Method
	Hardness as calcium carbonate	220	33		mg/L			1	SM 2340B
	Calcium hardness as calcium carbonate	64	12		mg/L			1	SM 2340B
	Magnesium hardness as calcium carbonate	160	21		mg/L			1	SM 2340B

1A-IN
INORGANIC ANALYSIS DATA SHEET
METALS - DISSOLVED

Client Sample ID: MSA-SW-42A-3_18
Lab Sample ID: 240-96812-31
Lab Name: TestAmerica Canton
Job No.: 240-96812-1
SDG ID.:
Matrix: Water
Date Sampled: 06/07/2018 11:50
Reporting Basis: WET
Date Received: 06/08/2018 09:40

CAS No.	Analyte	Result	RL	MDL	Units	C	Q	DIL	Method
7440-36-0	Antimony	10	10	2.9	ug/L	U		5	6020
7440-38-2	Arsenic	25	25	3.8	ug/L	U		5	6020
7440-39-3	Barium	11	25	11	ug/L	J		5	6020
7440-41-7	Beryllium	5.0	5.0	1.5	ug/L	U		5	6020
7440-43-9	Cadmium	5.0	5.0	1.1	ug/L	U		5	6020
7440-47-3	Chromium	10	10	4.9	ug/L	U		5	6020
7440-48-4	Cobalt	5.0	5.0	0.95	ug/L	U		5	6020
7440-50-8	Copper	10	10	8.5	ug/L	U		5	6020
7439-92-1	Lead	5.0	5.0	2.3	ug/L	U		5	6020
7439-98-7	Molybdenum	25	25	5.4	ug/L	U		5	6020
7440-02-0	Nickel	10	10	7.4	ug/L	U		5	6020
7782-49-2	Selenium	25	25	4.5	ug/L	U		5	6020
7440-22-4	Silver	5.0	5.0	0.27	ug/L	U		5	6020
7440-28-0	Thallium	5.0	5.0	1.0	ug/L	U		5	6020
7440-62-2	Vanadium	25	25	4.1	ug/L	U		5	6020
7440-66-6	Zinc	100	100	75	ug/L	U		5	6020
7440-33-7	Tungsten	50	50	8.9	ug/L	U		5	6020
7439-97-6	Mercury	0.20	0.20	0.13	ug/L	U		1	7470A

1A-IN
INORGANIC ANALYSIS DATA SHEET
METALS - DISSOLVED

Client Sample ID: MSA-SW-42A-3_18
Lab Sample ID: 240-96812-31
Lab Name: TestAmerica Canton
Job No.: 240-96812-1
SDG ID.:
Matrix: Water
Date Sampled: 06/07/2018 11:50
Reporting Basis: WET
Date Received: 06/08/2018 09:40

CAS No.	Analyte	Result	RL		Units	C	Q	DIL	Method
	Hardness as calcium carbonate	220	33		mg/L			1	SM 2340B
	Calcium hardness as calcium carbonate	63	12		mg/L			1	SM 2340B
	Magnesium hardness as calcium carbonate	150	21		mg/L			1	SM 2340B

1A-IN
INORGANIC ANALYSIS DATA SHEET
METALS - DISSOLVED

Client Sample ID: MSA-SW-42B-3_18
Lab Sample ID: 240-96812-32
Lab Name: TestAmerica Canton
Job No.: 240-96812-1
SDG ID.:
Matrix: Water
Date Sampled: 06/07/2018 11:54
Reporting Basis: WET
Date Received: 06/08/2018 09:40

CAS No.	Analyte	Result	RL	MDL	Units	C	Q	DIL	Method
7440-36-0	Antimony	10	10	2.9	ug/L	U		5	6020
7440-38-2	Arsenic	25	25	3.8	ug/L	U		5	6020
7440-39-3	Barium	11	25	11	ug/L	J		5	6020
7440-41-7	Beryllium	5.0	5.0	1.5	ug/L	U		5	6020
7440-43-9	Cadmium	5.0	5.0	1.1	ug/L	U		5	6020
7440-47-3	Chromium	10	10	4.9	ug/L	U		5	6020
7440-48-4	Cobalt	5.0	5.0	0.95	ug/L	U		5	6020
7440-50-8	Copper	10	10	8.5	ug/L	U		5	6020
7439-92-1	Lead	5.0	5.0	2.3	ug/L	U		5	6020
7439-98-7	Molybdenum	25	25	5.4	ug/L	U		5	6020
7440-02-0	Nickel	10	10	7.4	ug/L	U		5	6020
7782-49-2	Selenium	25	25	4.5	ug/L	U		5	6020
7440-22-4	Silver	5.0	5.0	0.27	ug/L	U		5	6020
7440-28-0	Thallium	5.0	5.0	1.0	ug/L	U		5	6020
7440-62-2	Vanadium	25	25	4.1	ug/L	U		5	6020
7440-66-6	Zinc	100	100	75	ug/L	U		5	6020
7440-33-7	Tungsten	50	50	8.9	ug/L	U		5	6020
7439-97-6	Mercury	0.20	0.20	0.13	ug/L	U		1	7470A

1A-IN
INORGANIC ANALYSIS DATA SHEET
METALS - DISSOLVED

Client Sample ID: MSA-SW-42B-3_18
Lab Sample ID: 240-96812-32
Lab Name: TestAmerica Canton
Job No.: 240-96812-1
SDG ID.:
Matrix: Water
Date Sampled: 06/07/2018 11:54
Reporting Basis: WET
Date Received: 06/08/2018 09:40

CAS No.	Analyte	Result	RL		Units	C	Q	DIL	Method
	Hardness as calcium carbonate	220	33		mg/L			1	SM 2340B
	Calcium hardness as calcium carbonate	63	12		mg/L			1	SM 2340B
	Magnesium hardness as calcium carbonate	150	21		mg/L			1	SM 2340B

1A-IN
INORGANIC ANALYSIS DATA SHEET
METALS - DISSOLVED

Client Sample ID: MSA-SW-42C-3_18
Lab Sample ID: 240-96812-33
Lab Name: TestAmerica Canton
Job No.: 240-96812-1
SDG ID.:
Matrix: Water
Date Sampled: 06/07/2018 12:00
Reporting Basis: WET
Date Received: 06/08/2018 09:40

CAS No.	Analyte	Result	RL	MDL	Units	C	Q	DIL	Method
7440-36-0	Antimony	10	10	2.9	ug/L	U		5	6020
7440-38-2	Arsenic	25	25	3.8	ug/L	U		5	6020
7440-39-3	Barium	11	25	11	ug/L	J		5	6020
7440-41-7	Beryllium	5.0	5.0	1.5	ug/L	U		5	6020
7440-43-9	Cadmium	5.0	5.0	1.1	ug/L	U		5	6020
7440-47-3	Chromium	10	10	4.9	ug/L	U		5	6020
7440-48-4	Cobalt	5.0	5.0	0.95	ug/L	U		5	6020
7440-50-8	Copper	10	10	8.5	ug/L	U		5	6020
7439-92-1	Lead	5.0	5.0	2.3	ug/L	U		5	6020
7439-98-7	Molybdenum	25	25	5.4	ug/L	U		5	6020
7440-02-0	Nickel	10	10	7.4	ug/L	U		5	6020
7782-49-2	Selenium	25	25	4.5	ug/L	U		5	6020
7440-22-4	Silver	5.0	5.0	0.27	ug/L	U		5	6020
7440-28-0	Thallium	5.0	5.0	1.0	ug/L	U		5	6020
7440-62-2	Vanadium	25	25	4.1	ug/L	U		5	6020
7440-66-6	Zinc	100	100	75	ug/L	U		5	6020
7440-33-7	Tungsten	50	50	8.9	ug/L	U		5	6020
7439-97-6	Mercury	0.20	0.20	0.13	ug/L	U		1	7470A

1A-IN
INORGANIC ANALYSIS DATA SHEET
METALS - DISSOLVED

Client Sample ID: MSA-SW-42C-3_18
Lab Sample ID: 240-96812-33
Lab Name: TestAmerica Canton
Job No.: 240-96812-1
SDG ID.:
Matrix: Water
Date Sampled: 06/07/2018 12:00
Reporting Basis: WET
Date Received: 06/08/2018 09:40

CAS No.	Analyte	Result	RL		Units	C	Q	DIL	Method
	Hardness as calcium carbonate	230	33		mg/L			1	SM 2340B
	Calcium hardness as calcium carbonate	66	12		mg/L			1	SM 2340B
	Magnesium hardness as calcium carbonate	160	21		mg/L			1	SM 2340B

1A-IN
INORGANIC ANALYSIS DATA SHEET
METALS - DISSOLVED

Client Sample ID: MSA-SW-42D-3_18
Lab Sample ID: 240-96812-34
Lab Name: TestAmerica Canton
Job No.: 240-96812-1
SDG ID.:
Matrix: Water
Date Sampled: 06/07/2018 12:04
Reporting Basis: WET
Date Received: 06/08/2018 09:40

CAS No.	Analyte	Result	RL	MDL	Units	C	Q	DIL	Method
7440-36-0	Antimony	10	10	2.9	ug/L	U		5	6020
7440-38-2	Arsenic	25	25	3.8	ug/L	U		5	6020
7440-39-3	Barium	11	25	11	ug/L	J		5	6020
7440-41-7	Beryllium	5.0	5.0	1.5	ug/L	U		5	6020
7440-43-9	Cadmium	5.0	5.0	1.1	ug/L	U		5	6020
7440-47-3	Chromium	10	10	4.9	ug/L	U		5	6020
7440-48-4	Cobalt	5.0	5.0	0.95	ug/L	U		5	6020
7440-50-8	Copper	10	10	8.5	ug/L	U		5	6020
7439-92-1	Lead	5.0	5.0	2.3	ug/L	U		5	6020
7439-98-7	Molybdenum	25	25	5.4	ug/L	U		5	6020
7440-02-0	Nickel	10	10	7.4	ug/L	U		5	6020
7782-49-2	Selenium	25	25	4.5	ug/L	U		5	6020
7440-22-4	Silver	5.0	5.0	0.27	ug/L	U		5	6020
7440-28-0	Thallium	5.0	5.0	1.0	ug/L	U		5	6020
7440-62-2	Vanadium	25	25	4.1	ug/L	U		5	6020
7440-66-6	Zinc	100	100	75	ug/L	U		5	6020
7440-33-7	Tungsten	50	50	8.9	ug/L	U		5	6020
7439-97-6	Mercury	0.20	0.20	0.13	ug/L	U		1	7470A

1A-IN
INORGANIC ANALYSIS DATA SHEET
METALS - DISSOLVED

Client Sample ID: MSA-SW-42D-3_18
Lab Sample ID: 240-96812-34
Lab Name: TestAmerica Canton
Job No.: 240-96812-1
SDG ID.:
Matrix: Water
Date Sampled: 06/07/2018 12:04
Reporting Basis: WET
Date Received: 06/08/2018 09:40

CAS No.	Analyte	Result	RL		Units	C	Q	DIL	Method
	Hardness as calcium carbonate	220	33		mg/L			1	SM 2340B
	Calcium hardness as calcium carbonate	64	12		mg/L			1	SM 2340B
	Magnesium hardness as calcium carbonate	160	21		mg/L			1	SM 2340B

1A-IN
INORGANIC ANALYSIS DATA SHEET
METALS - DISSOLVED

Client Sample ID: MSA-SW-45A-3_18
Lab Sample ID: 240-96812-35
Lab Name: TestAmerica Canton
Job No.: 240-96812-1
SDG ID.:
Matrix: Water
Date Sampled: 06/07/2018 10:02
Reporting Basis: WET
Date Received: 06/08/2018 09:40

CAS No.	Analyte	Result	RL	MDL	Units	C	Q	DIL	Method
7440-36-0	Antimony	10	10	2.9	ug/L	U		5	6020
7440-38-2	Arsenic	25	25	3.8	ug/L	U		5	6020
7440-39-3	Barium	11	25	11	ug/L	J		5	6020
7440-41-7	Beryllium	5.0	5.0	1.5	ug/L	U		5	6020
7440-43-9	Cadmium	5.0	5.0	1.1	ug/L	U		5	6020
7440-47-3	Chromium	10	10	4.9	ug/L	U		5	6020
7440-48-4	Cobalt	5.0	5.0	0.95	ug/L	U		5	6020
7440-50-8	Copper	10	10	8.5	ug/L	U		5	6020
7439-92-1	Lead	5.0	5.0	2.3	ug/L	U		5	6020
7439-98-7	Molybdenum	25	25	5.4	ug/L	U		5	6020
7440-02-0	Nickel	10	10	7.4	ug/L	U		5	6020
7782-49-2	Selenium	25	25	4.5	ug/L	U		5	6020
7440-22-4	Silver	5.0	5.0	0.27	ug/L	U		5	6020
7440-28-0	Thallium	5.0	5.0	1.0	ug/L	U		5	6020
7440-62-2	Vanadium	25	25	4.1	ug/L	U		5	6020
7440-66-6	Zinc	100	100	75	ug/L	U		5	6020
7440-33-7	Tungsten	50	50	8.9	ug/L	U		5	6020
7439-97-6	Mercury	0.20	0.20	0.13	ug/L	U		1	7470A

1A-IN
INORGANIC ANALYSIS DATA SHEET
METALS - DISSOLVED

Client Sample ID: MSA-SW-45A-3_18
Lab Sample ID: 240-96812-35
Lab Name: TestAmerica Canton
Job No.: 240-96812-1
SDG ID.:
Matrix: Water
Date Sampled: 06/07/2018 10:02
Reporting Basis: WET
Date Received: 06/08/2018 09:40

CAS No.	Analyte	Result	RL		Units	C	Q	DIL	Method
	Hardness as calcium carbonate	220	33		mg/L			1	SM 2340B
	Calcium hardness as calcium carbonate	63	12		mg/L			1	SM 2340B
	Magnesium hardness as calcium carbonate	160	21		mg/L			1	SM 2340B

1A-IN
INORGANIC ANALYSIS DATA SHEET
METALS - DISSOLVED

Client Sample ID: MSA-SW-45B-3_18
Lab Sample ID: 240-96812-36
Lab Name: TestAmerica Canton
Job No.: 240-96812-1
SDG ID.:
Matrix: Water
Date Sampled: 06/07/2018 10:06
Reporting Basis: WET
Date Received: 06/08/2018 09:40

CAS No.	Analyte	Result	RL	MDL	Units	C	Q	DIL	Method
7440-36-0	Antimony	10	10	2.9	ug/L	U		5	6020
7440-38-2	Arsenic	25	25	3.8	ug/L	U		5	6020
7440-39-3	Barium	25	25	11	ug/L	U		5	6020
7440-41-7	Beryllium	5.0	5.0	1.5	ug/L	U		5	6020
7440-43-9	Cadmium	5.0	5.0	1.1	ug/L	U		5	6020
7440-47-3	Chromium	10	10	4.9	ug/L	U		5	6020
7440-48-4	Cobalt	5.0	5.0	0.95	ug/L	U		5	6020
7440-50-8	Copper	10	10	8.5	ug/L	U		5	6020
7439-92-1	Lead	5.0	5.0	2.3	ug/L	U		5	6020
7439-98-7	Molybdenum	25	25	5.4	ug/L	U		5	6020
7440-02-0	Nickel	10	10	7.4	ug/L	U		5	6020
7782-49-2	Selenium	25	25	4.5	ug/L	U		5	6020
7440-22-4	Silver	5.0	5.0	0.27	ug/L	U		5	6020
7440-28-0	Thallium	5.0	5.0	1.0	ug/L	U		5	6020
7440-62-2	Vanadium	25	25	4.1	ug/L	U		5	6020
7440-66-6	Zinc	100	100	75	ug/L	U		5	6020
7440-33-7	Tungsten	50	50	8.9	ug/L	U		5	6020
7439-97-6	Mercury	0.20	0.20	0.13	ug/L	U		1	7470A

1A-IN
INORGANIC ANALYSIS DATA SHEET
METALS - DISSOLVED

Client Sample ID: MSA-SW-45B-3_18
Lab Sample ID: 240-96812-36
Lab Name: TestAmerica Canton
Job No.: 240-96812-1
SDG ID.:
Matrix: Water
Date Sampled: 06/07/2018 10:06
Reporting Basis: WET
Date Received: 06/08/2018 09:40

CAS No.	Analyte	Result	RL		Units	C	Q	DIL	Method
	Hardness as calcium carbonate	220	33		mg/L			1	SM 2340B
	Calcium hardness as calcium carbonate	63	12		mg/L			1	SM 2340B
	Magnesium hardness as calcium carbonate	160	21		mg/L			1	SM 2340B

1A-IN
INORGANIC ANALYSIS DATA SHEET
METALS - DISSOLVED

Client Sample ID: MSA-SW-45C-3_18
Lab Sample ID: 240-96812-37
Lab Name: TestAmerica Canton
Job No.: 240-96812-1
SDG ID.:
Matrix: Water
Date Sampled: 06/07/2018 10:10
Reporting Basis: WET
Date Received: 06/08/2018 09:40

CAS No.	Analyte	Result	RL	MDL	Units	C	Q	DIL	Method
7440-36-0	Antimony	10	10	2.9	ug/L	U		5	6020
7440-38-2	Arsenic	25	25	3.8	ug/L	U		5	6020
7440-39-3	Barium	11	25	11	ug/L	J		5	6020
7440-41-7	Beryllium	5.0	5.0	1.5	ug/L	U		5	6020
7440-43-9	Cadmium	5.0	5.0	1.1	ug/L	U		5	6020
7440-47-3	Chromium	10	10	4.9	ug/L	U		5	6020
7440-48-4	Cobalt	5.0	5.0	0.95	ug/L	U		5	6020
7440-50-8	Copper	10	10	8.5	ug/L	U		5	6020
7439-92-1	Lead	5.0	5.0	2.3	ug/L	U		5	6020
7439-98-7	Molybdenum	25	25	5.4	ug/L	U		5	6020
7440-02-0	Nickel	10	10	7.4	ug/L	U		5	6020
7782-49-2	Selenium	25	25	4.5	ug/L	U		5	6020
7440-22-4	Silver	5.0	5.0	0.27	ug/L	U		5	6020
7440-28-0	Thallium	5.0	5.0	1.0	ug/L	U		5	6020
7440-62-2	Vanadium	25	25	4.1	ug/L	U		5	6020
7440-66-6	Zinc	100	100	75	ug/L	U		5	6020
7440-33-7	Tungsten	50	50	8.9	ug/L	U		5	6020
7439-97-6	Mercury	0.20	0.20	0.13	ug/L	U		1	7470A

1A-IN
INORGANIC ANALYSIS DATA SHEET
METALS - DISSOLVED

Client Sample ID: MSA-SW-45C-3_18
Lab Sample ID: 240-96812-37
Lab Name: TestAmerica Canton
Job No.: 240-96812-1
SDG ID.:
Matrix: Water
Date Sampled: 06/07/2018 10:10
Reporting Basis: WET
Date Received: 06/08/2018 09:40

CAS No.	Analyte	Result	RL		Units	C	Q	DIL	Method
	Hardness as calcium carbonate	220	33		mg/L			1	SM 2340B
	Calcium hardness as calcium carbonate	63	12		mg/L			1	SM 2340B
	Magnesium hardness as calcium carbonate	160	21		mg/L			1	SM 2340B

1A-IN
INORGANIC ANALYSIS DATA SHEET
METALS - DISSOLVED

Client Sample ID: MSA-SW-45D-3_18
Lab Sample ID: 240-96812-38
Lab Name: TestAmerica Canton
Job No.: 240-96812-1
SDG ID.:
Matrix: Water
Date Sampled: 06/07/2018 10:13
Reporting Basis: WET
Date Received: 06/08/2018 09:40

CAS No.	Analyte	Result	RL	MDL	Units	C	Q	DIL	Method
7440-36-0	Antimony	10	10	2.9	ug/L	U		5	6020
7440-38-2	Arsenic	25	25	3.8	ug/L	U		5	6020
7440-39-3	Barium	11	25	11	ug/L	J		5	6020
7440-41-7	Beryllium	5.0	5.0	1.5	ug/L	U		5	6020
7440-43-9	Cadmium	5.0	5.0	1.1	ug/L	U		5	6020
7440-47-3	Chromium	10	10	4.9	ug/L	U		5	6020
7440-48-4	Cobalt	5.0	5.0	0.95	ug/L	U		5	6020
7440-50-8	Copper	10	10	8.5	ug/L	U		5	6020
7439-92-1	Lead	5.0	5.0	2.3	ug/L	U		5	6020
7439-98-7	Molybdenum	25	25	5.4	ug/L	U		5	6020
7440-02-0	Nickel	10	10	7.4	ug/L	U		5	6020
7782-49-2	Selenium	25	25	4.5	ug/L	U		5	6020
7440-22-4	Silver	5.0	5.0	0.27	ug/L	U		5	6020
7440-28-0	Thallium	5.0	5.0	1.0	ug/L	U		5	6020
7440-62-2	Vanadium	25	25	4.1	ug/L	U		5	6020
7440-66-6	Zinc	100	100	75	ug/L	U		5	6020
7440-33-7	Tungsten	50	50	8.9	ug/L	U		5	6020
7439-97-6	Mercury	0.20	0.20	0.13	ug/L	U		1	7470A

1A-IN
INORGANIC ANALYSIS DATA SHEET
METALS - DISSOLVED

Client Sample ID: MSA-SW-45D-3_18
Lab Sample ID: 240-96812-38
Lab Name: TestAmerica Canton
Job No.: 240-96812-1
SDG ID.:
Matrix: Water
Date Sampled: 06/07/2018 10:13
Reporting Basis: WET
Date Received: 06/08/2018 09:40

CAS No.	Analyte	Result	RL		Units	C	Q	DIL	Method
	Hardness as calcium carbonate	230	33		mg/L			1	SM 2340B
	Calcium hardness as calcium carbonate	64	12		mg/L			1	SM 2340B
	Magnesium hardness as calcium carbonate	160	21		mg/L			1	SM 2340B

1A-IN
INORGANIC ANALYSIS DATA SHEET
METALS - DISSOLVED

Client Sample ID: MSA-SW-39D-3_18
Lab Sample ID: 240-96812-39
Lab Name: TestAmerica Canton
Job No.: 240-96812-1
SDG ID.:
Matrix: Water
Date Sampled: 06/07/2018 09:56
Reporting Basis: WET
Date Received: 06/08/2018 09:40

CAS No.	Analyte	Result	RL	MDL	Units	C	Q	DIL	Method
7440-36-0	Antimony	10	10	2.9	ug/L	U		5	6020
7440-38-2	Arsenic	25	25	3.8	ug/L	U		5	6020
7440-39-3	Barium	11	25	11	ug/L	J		5	6020
7440-41-7	Beryllium	5.0	5.0	1.5	ug/L	U		5	6020
7440-43-9	Cadmium	5.0	5.0	1.1	ug/L	U		5	6020
7440-47-3	Chromium	10	10	4.9	ug/L	U		5	6020
7440-48-4	Cobalt	5.0	5.0	0.95	ug/L	U		5	6020
7440-50-8	Copper	10	10	8.5	ug/L	U		5	6020
7439-92-1	Lead	5.0	5.0	2.3	ug/L	U		5	6020
7439-98-7	Molybdenum	25	25	5.4	ug/L	U		5	6020
7440-02-0	Nickel	10	10	7.4	ug/L	U		5	6020
7782-49-2	Selenium	25	25	4.5	ug/L	U		5	6020
7440-22-4	Silver	5.0	5.0	0.27	ug/L	U		5	6020
7440-28-0	Thallium	5.0	5.0	1.0	ug/L	U		5	6020
7440-62-2	Vanadium	25	25	4.1	ug/L	U		5	6020
7440-66-6	Zinc	100	100	75	ug/L	U		5	6020
7440-33-7	Tungsten	50	50	8.9	ug/L	U		5	6020
7439-97-6	Mercury	0.20	0.20	0.13	ug/L	U		1	7470A

1A-IN
INORGANIC ANALYSIS DATA SHEET
METALS - DISSOLVED

Client Sample ID: MSA-SW-39D-3_18
Lab Sample ID: 240-96812-39
Lab Name: TestAmerica Canton
Job No.: 240-96812-1
SDG ID.:
Matrix: Water
Date Sampled: 06/07/2018 09:56
Reporting Basis: WET
Date Received: 06/08/2018 09:40

CAS No.	Analyte	Result	RL		Units	C	Q	DIL	Method
	Hardness as calcium carbonate	230	33		mg/L			1	SM 2340B
	Calcium hardness as calcium carbonate	65	12		mg/L			1	SM 2340B
	Magnesium hardness as calcium carbonate	160	21		mg/L			1	SM 2340B

1A-IN
INORGANIC ANALYSIS DATA SHEET
METALS - DISSOLVED

Client Sample ID: MSA-SW-43C-3_18
Lab Sample ID: 240-96812-40
Lab Name: TestAmerica Canton
Job No.: 240-96812-1
SDG ID.:
Matrix: Water
Date Sampled: 06/07/2018 10:41
Reporting Basis: WET
Date Received: 06/08/2018 09:40

CAS No.	Analyte	Result	RL	MDL	Units	C	Q	DIL	Method
7440-36-0	Antimony	10	10	2.9	ug/L	U		5	6020
7440-38-2	Arsenic	25	25	3.8	ug/L	U		5	6020
7440-39-3	Barium	11	25	11	ug/L	J		5	6020
7440-41-7	Beryllium	5.0	5.0	1.5	ug/L	U		5	6020
7440-43-9	Cadmium	5.0	5.0	1.1	ug/L	U		5	6020
7440-47-3	Chromium	10	10	4.9	ug/L	U		5	6020
7440-48-4	Cobalt	5.0	5.0	0.95	ug/L	U		5	6020
7440-50-8	Copper	11	10	8.5	ug/L			5	6020
7439-92-1	Lead	5.0	5.0	2.3	ug/L	U		5	6020
7439-98-7	Molybdenum	25	25	5.4	ug/L	U		5	6020
7440-02-0	Nickel	10	10	7.4	ug/L	U		5	6020
7782-49-2	Selenium	25	25	4.5	ug/L	U		5	6020
7440-22-4	Silver	5.0	5.0	0.27	ug/L	U		5	6020
7440-28-0	Thallium	5.0	5.0	1.0	ug/L	U		5	6020
7440-62-2	Vanadium	25	25	4.1	ug/L	U		5	6020
7440-66-6	Zinc	100	100	75	ug/L	U		5	6020
7440-33-7	Tungsten	50	50	8.9	ug/L	U		5	6020
7439-97-6	Mercury	0.20	0.20	0.13	ug/L	U		1	7470A

1A-IN
INORGANIC ANALYSIS DATA SHEET
METALS - DISSOLVED

Client Sample ID: MSA-SW-43C-3_18
Lab Sample ID: 240-96812-40
Lab Name: TestAmerica Canton
Job No.: 240-96812-1
SDG ID.:
Matrix: Water
Date Sampled: 06/07/2018 10:41
Reporting Basis: WET
Date Received: 06/08/2018 09:40

CAS No.	Analyte	Result	RL		Units	C	Q	DIL	Method
	Hardness as calcium carbonate	220	33		mg/L			1	SM 2340B
	Calcium hardness as calcium carbonate	64	12		mg/L			1	SM 2340B
	Magnesium hardness as calcium carbonate	160	21		mg/L			1	SM 2340B

1A-IN
INORGANIC ANALYSIS DATA SHEET
METALS - DISSOLVED

Client Sample ID: MSA-SW-43D-3_18
Lab Sample ID: 240-96812-41
Lab Name: TestAmerica Canton
Job No.: 240-96812-1
SDG ID.:
Matrix: Water
Date Sampled: 06/07/2018 10:44
Reporting Basis: WET
Date Received: 06/08/2018 09:40

CAS No.	Analyte	Result	RL	MDL	Units	C	Q	DIL	Method
7440-36-0	Antimony	10	10	2.9	ug/L	U		5	6020
7440-38-2	Arsenic	25	25	3.8	ug/L	U		5	6020
7440-39-3	Barium	12	25	11	ug/L	J		5	6020
7440-41-7	Beryllium	5.0	5.0	1.5	ug/L	U		5	6020
7440-43-9	Cadmium	5.0	5.0	1.1	ug/L	U		5	6020
7440-47-3	Chromium	10	10	4.9	ug/L	U		5	6020
7440-48-4	Cobalt	5.0	5.0	0.95	ug/L	U		5	6020
7440-50-8	Copper	10	10	8.5	ug/L	U		5	6020
7439-92-1	Lead	5.0	5.0	2.3	ug/L	U		5	6020
7439-98-7	Molybdenum	25	25	5.4	ug/L	U		5	6020
7440-02-0	Nickel	10	10	7.4	ug/L	U		5	6020
7782-49-2	Selenium	25	25	4.5	ug/L	U		5	6020
7440-22-4	Silver	5.0	5.0	0.27	ug/L	U		5	6020
7440-28-0	Thallium	5.0	5.0	1.0	ug/L	U		5	6020
7440-62-2	Vanadium	25	25	4.1	ug/L	U		5	6020
7440-66-6	Zinc	100	100	75	ug/L	U		5	6020
7440-33-7	Tungsten	50	50	8.9	ug/L	U		5	6020
7439-97-6	Mercury	0.20	0.20	0.13	ug/L	U		1	7470A

1A-IN
INORGANIC ANALYSIS DATA SHEET
METALS - DISSOLVED

Client Sample ID: MSA-SW-43D-3_18
Lab Sample ID: 240-96812-41
Lab Name: TestAmerica Canton
Job No.: 240-96812-1
SDG ID.:
Matrix: Water
Date Sampled: 06/07/2018 10:44
Reporting Basis: WET
Date Received: 06/08/2018 09:40

CAS No.	Analyte	Result	RL		Units	C	Q	DIL	Method
	Hardness as calcium carbonate	230	33		mg/L			1	SM 2340B
	Calcium hardness as calcium carbonate	65	12		mg/L			1	SM 2340B
	Magnesium hardness as calcium carbonate	160	21		mg/L			1	SM 2340B

1A-IN
INORGANIC ANALYSIS DATA SHEET
METALS - DISSOLVED

Client Sample ID: MSA-SW-39A-3_18
Lab Sample ID: 240-96812-42
Lab Name: TestAmerica Canton
Job No.: 240-96812-1
SDG ID.:
Matrix: Water
Date Sampled: 06/07/2018 09:43
Reporting Basis: WET
Date Received: 06/08/2018 09:40

CAS No.	Analyte	Result	RL	MDL	Units	C	Q	DIL	Method
7440-36-0	Antimony	10	10	2.9	ug/L	U		5	6020
7440-38-2	Arsenic	25	25	3.8	ug/L	U		5	6020
7440-39-3	Barium	11	25	11	ug/L	J		5	6020
7440-41-7	Beryllium	5.0	5.0	1.5	ug/L	U		5	6020
7440-43-9	Cadmium	5.0	5.0	1.1	ug/L	U		5	6020
7440-47-3	Chromium	10	10	4.9	ug/L	U		5	6020
7440-48-4	Cobalt	5.0	5.0	0.95	ug/L	U		5	6020
7440-50-8	Copper	10	10	8.5	ug/L	U		5	6020
7439-92-1	Lead	5.0	5.0	2.3	ug/L	U		5	6020
7439-98-7	Molybdenum	25	25	5.4	ug/L	U		5	6020
7440-02-0	Nickel	10	10	7.4	ug/L	U		5	6020
7782-49-2	Selenium	25	25	4.5	ug/L	U		5	6020
7440-22-4	Silver	5.0	5.0	0.27	ug/L	U		5	6020
7440-28-0	Thallium	5.0	5.0	1.0	ug/L	U		5	6020
7440-62-2	Vanadium	25	25	4.1	ug/L	U		5	6020
7440-66-6	Zinc	100	100	75	ug/L	U		5	6020
7440-33-7	Tungsten	50	50	8.9	ug/L	U		5	6020
7439-97-6	Mercury	0.20	0.20	0.13	ug/L	U		1	7470A

1A-IN
INORGANIC ANALYSIS DATA SHEET
METALS - DISSOLVED

Client Sample ID: MSA-SW-39A-3_18
Lab Sample ID: 240-96812-42
Lab Name: TestAmerica Canton
Job No.: 240-96812-1
SDG ID.:
Matrix: Water
Date Sampled: 06/07/2018 09:43
Reporting Basis: WET
Date Received: 06/08/2018 09:40

CAS No.	Analyte	Result	RL		Units	C	Q	DIL	Method
	Hardness as calcium carbonate	230	33		mg/L			1	SM 2340B
	Calcium hardness as calcium carbonate	64	12		mg/L			1	SM 2340B
	Magnesium hardness as calcium carbonate	160	21		mg/L			1	SM 2340B

1A-IN
INORGANIC ANALYSIS DATA SHEET
METALS - DISSOLVED

Client Sample ID: MSA-SW-39B-3_18
Lab Sample ID: 240-96812-43
Lab Name: TestAmerica Canton
Job No.: 240-96812-1
SDG ID.:
Matrix: Water
Date Sampled: 06/07/2018 09:48
Reporting Basis: WET
Date Received: 06/08/2018 09:40

CAS No.	Analyte	Result	RL	MDL	Units	C	Q	DIL	Method
7440-36-0	Antimony	10	10	2.9	ug/L	U		5	6020
7440-38-2	Arsenic	25	25	3.8	ug/L	U		5	6020
7440-39-3	Barium	25	25	11	ug/L	U		5	6020
7440-41-7	Beryllium	5.0	5.0	1.5	ug/L	U		5	6020
7440-43-9	Cadmium	5.0	5.0	1.1	ug/L	U		5	6020
7440-47-3	Chromium	10	10	4.9	ug/L	U		5	6020
7440-48-4	Cobalt	5.0	5.0	0.95	ug/L	U		5	6020
7440-50-8	Copper	10	10	8.5	ug/L	U		5	6020
7439-92-1	Lead	5.0	5.0	2.3	ug/L	U		5	6020
7439-98-7	Molybdenum	25	25	5.4	ug/L	U		5	6020
7440-02-0	Nickel	10	10	7.4	ug/L	U		5	6020
7782-49-2	Selenium	25	25	4.5	ug/L	U		5	6020
7440-22-4	Silver	5.0	5.0	0.27	ug/L	U		5	6020
7440-28-0	Thallium	5.0	5.0	1.0	ug/L	U		5	6020
7440-62-2	Vanadium	25	25	4.1	ug/L	U		5	6020
7440-66-6	Zinc	100	100	75	ug/L	U		5	6020
7440-33-7	Tungsten	50	50	8.9	ug/L	U		5	6020
7439-97-6	Mercury	0.20	0.20	0.13	ug/L	U		1	7470A

1A-IN
INORGANIC ANALYSIS DATA SHEET
METALS - DISSOLVED

Client Sample ID: MSA-SW-39B-3_18
Lab Sample ID: 240-96812-43
Lab Name: TestAmerica Canton
Job No.: 240-96812-1
SDG ID.:
Matrix: Water
Date Sampled: 06/07/2018 09:48
Reporting Basis: WET
Date Received: 06/08/2018 09:40

CAS No.	Analyte	Result	RL		Units	C	Q	DIL	Method
	Hardness as calcium carbonate	220	33		mg/L			1	SM 2340B
	Calcium hardness as calcium carbonate	63	12		mg/L			1	SM 2340B
	Magnesium hardness as calcium carbonate	160	21		mg/L			1	SM 2340B

1A-IN
INORGANIC ANALYSIS DATA SHEET
METALS - DISSOLVED

Client Sample ID: MSA-SW-39C-3_18
Lab Sample ID: 240-96812-44
Lab Name: TestAmerica Canton
Job No.: 240-96812-1
SDG ID.:
Matrix: Water
Date Sampled: 06/07/2018 09:52
Reporting Basis: WET
Date Received: 06/08/2018 09:40

CAS No.	Analyte	Result	RL	MDL	Units	C	Q	DIL	Method
7440-36-0	Antimony	10	10	2.9	ug/L	U		5	6020
7440-38-2	Arsenic	25	25	3.8	ug/L	U		5	6020
7440-39-3	Barium	11	25	11	ug/L	J		5	6020
7440-41-7	Beryllium	5.0	5.0	1.5	ug/L	U		5	6020
7440-43-9	Cadmium	5.0	5.0	1.1	ug/L	U		5	6020
7440-47-3	Chromium	10	10	4.9	ug/L	U		5	6020
7440-48-4	Cobalt	5.0	5.0	0.95	ug/L	U		5	6020
7440-50-8	Copper	10	10	8.5	ug/L	U		5	6020
7439-92-1	Lead	5.0	5.0	2.3	ug/L	U		5	6020
7439-98-7	Molybdenum	25	25	5.4	ug/L	U		5	6020
7440-02-0	Nickel	10	10	7.4	ug/L	U		5	6020
7782-49-2	Selenium	25	25	4.5	ug/L	U		5	6020
7440-22-4	Silver	5.0	5.0	0.27	ug/L	U		5	6020
7440-28-0	Thallium	5.0	5.0	1.0	ug/L	U		5	6020
7440-62-2	Vanadium	25	25	4.1	ug/L	U		5	6020
7440-66-6	Zinc	100	100	75	ug/L	U		5	6020
7440-33-7	Tungsten	50	50	8.9	ug/L	U		5	6020
7439-97-6	Mercury	0.20	0.20	0.13	ug/L	U		1	7470A

1A-IN
INORGANIC ANALYSIS DATA SHEET
METALS - DISSOLVED

Client Sample ID: MSA-SW-39C-3_18
Lab Sample ID: 240-96812-44
Lab Name: TestAmerica Canton
Job No.: 240-96812-1
SDG ID.:
Matrix: Water
Date Sampled: 06/07/2018 09:52
Reporting Basis: WET
Date Received: 06/08/2018 09:40

CAS No.	Analyte	Result	RL		Units	C	Q	DIL	Method
	Hardness as calcium carbonate	230	33		mg/L			1	SM 2340B
	Calcium hardness as calcium carbonate	65	12		mg/L			1	SM 2340B
	Magnesium hardness as calcium carbonate	160	21		mg/L			1	SM 2340B

Appendix C

Support Documentation

TestAmerica Canton
4101 Shuffel Street NW
North Canton, OH 44720
Phone (330) 497-9396 Fax (330) 497-0772

Chain of Custody Record

TestAmerica

Client Information	Sampler:	Lab PM: McFadden, John	Carrier Tracking No(s):	COC No: 240-51181-22047.2
Client Contact: Tony Apanavage	Phone:	E-Mail: john.mcfadden@testamericainc.com		Page: Page 2 of 2
Company: Tetra Tech, Inc.				Job #:
Address: 20251 Century Blvd Suite 200	Due Date Requested:			
City: Germantown	TAT Requested (days):			
State, Zip: MD, 20874				
Phone:	PO #: 1137278			
Email: Tony.Apanavage@tetratech.com	WO #: 112IC08118			
Project Name: MSA GW 2018	Project #: 24011891			
Site:	SSOW#:			

Analysis Requested

240-96812 Chain of Custody

Preservation Codes:
A - HCL
B - NaOH
C - Zn Acetate
M - Hexane
N - None
O - AsNaO2
P - Na2O4S
Q - Na2SO3
R - Na2S2O3
S - H2SO4
T - TSP Dodecahydrate
U - Acetone
V - MCAA
W - pH 4-5
Z - other (specify)

Other:

Sample Identification	Sample Date	Sample Time	Sample Type (C=comp, G=grab)	Matrix (W=water, S=solid, O=wasteoil, BT=Tissue, A=Air)	Field Filtered Sample (Yes or No)	Perform MS/MSD (Yes or No)	8260C - (MOD) 8260C - Project List w/ TICs	METALS	VOC	Total Number of cot	Special Instructions/Note:
			Preservation Code:				A				
MSA-SW38B-3_B	6/7/18	1118	G	Water	Y			X		1	D
MSA-SW38B-3_B	6/7/18	1118	G	W	N				X	3	S
MSA-SW40B-3_18	6/7/18	1137	G	W	Y			X		1	D
MSA-SW40B-3_18	6/7/18	1137	G	W	N				X	3	S
MSA-SW40C-3_18	6/7/18	1140	G	W	Y			X		1	D
MSA-SW40C-3_18	6/7/18	1140	G	W	N				X	3	S
MSA-SW40D-3_18	6/7/18	1143	G	W	Y			X		1	D
MSA-SW40D-3_18	6/7/18	1143	G	W	N				X	3	S
MSA-SW38A-3_18	6/7/18	1114	G	W	Y			X		1	D
MSA-SW38A-3_18	6/7/18	1114	G	W	N				X	3	S

Possible Hazard Identification
☐ Non-Hazard ☐ Flammable ☐ Skin Irritant ☐ Poison B ☐ Unknown ☐ Radiological

Sample Disposal (A fee may be assessed if samples are retained longer than 1 month)
☐ Return To Client ☐ Disposal By Lab ☐ Archive For _____ Months

Deliverable Requested: I, II, III, IV, Other (specify)

Special Instructions/QC Requirements:

Empty Kit Relinquished by:	Date:	Time:	Method of Shipment:

	Date/Time	Company		Date/Time	Company
Relinquished by:	06/07/18 1500		Received by:	6/7/18 1580	
Relinquished by:	6/7/18		Received by:	6/8/18 940	TK
Relinquished by:			Received by:		

Custody Seals Intact: Δ Yes Δ No
Custody Seal No.:
Cooler Temperature(s) °C and Other Remarks:

TestAmerica Canton
4101 Shuffel Street NW
North Canton, OH 44720
Phone (330) 497-9396 Fax (330) 497-0772

0.8/C0.8 1.6/C1.6 2.4/C2.4

Chain of Custody Record

TestAmerica BALTIMORE 18033

Client Information	Sampler:	Lab PM: McFadden, John	Carrier Tracking No(s):	COC No: 24051481-22047.2
Client Contact: Tony Apanavage	Phone:	E-Mail: john.mcfadden@testamericainc.com		Page: Page 2 of 2
Company: Tetra Tech, Inc.				Job #:
Address: 20251 Century Blvd Suite 200	Due Date Requested:			
City: Germantown	TAT Requested (days):			
State, Zip: MD, 20874				
Phone:	PO #: 1137278			
Email: Tony.Apanavage@tetratech.com	WO #: 112IC08118			
Project Name: MSA GW 2018	Project #: 24011891			
Site:	SSOW#:			

Analysis Requested

Preservation Codes:

A - HCL, B - NaOH, C - Zn Acetate, D - Nitric Acid, E - NaHSO4, F - MeOH, G - Amchlor, H - Ascorbic Acid, I - Ice, J - DI Water, K - EDTA, L - EDA, M - Hexane, N - None, O - AsNaO2, P - Na2O4S, Q - Na2SO3, R - Na2S2O3, S - H2SO4, T - TSP Dodecahydrate, U - Acetone, V - MCAA, W - pH 4-5, Z - other (specify)

Other:

Sample Identification	Sample Date	Sample Time	Sample Type (C=comp, G=grab)	Matrix (W=water, S=solid, O=waste/oil, BT=Tissue, A=Air)	Field Filtered Sample (Yes or No)	Perform MS/MSD (Yes or No)	8260C - (MOD) 8260C - Project List w/ TICs	METALS	VOC										Total Number of containers	Special Instructions/Note:
			Preservation Code:		X	X	A												X	
MSA-SW44D-3_18	6/7/18	1029	G	Water	Y			X											1	D
MSA-SW44D-3_18	6/7/18	1029	G	W	N				X										3	A
MSA-SW43A-3_18 SW-49A	6/7/18	1050	G	W	N				X										3	A
MSA-SW47A-3_18	6/7/18	1128	G	W	N				X										3	A
MSA-SW46A-3_18	6/7/18	1147	G	W	N				X										3	A
MSA-SW48A-3_18	6/7/18	1110	G	W	N				X										3	A
MSA-SW43A-3_18	6/7/18	1035	G	W	Y			X											1	D
MSA-SW43A-3_18	6/7/18	1035	G	W	N				X										3	A
MSA-SW43B-3_18	6/7/18	1038	G	W	Y			X											1	D
MSA-SW43B-3_18	6/7/18	1038	G	W	N				X										3	A

Possible Hazard Identification
☐ Non-Hazard ☐ Flammable ☐ Skin Irritant ☐ Poison B ☐ Unknown ☐ Radiological

Sample Disposal (A fee may be assessed if samples are retained longer than 1 month)
☐ Return To Client ☐ Disposal By Lab ☐ Archive For _____ Months

Deliverable Requested: I, II, III, IV, Other (specify)

Special Instructions/QC Requirements:

Empty Kit Relinquished by:	Date:	Time:	Method of Shipment:

Relinquished by:	Date/Time: 06/07/18 1500	Company	Received by:	Date/Time: 6/7/18 15:00	Company
Relinquished by:	Date/Time: 6/7/18	Company	Received by:	Date/Time: 6/8/18 940	Company TTE
Relinquished by:	Date/Time:	Company	Received by:	Date/Time:	Company

Custody Seals Intact: Δ Yes Δ No | Custody Seal No.:

Cooler Temperature(s) °C and Other Remarks:

TestAmerica Canton
4101 Shuffel Street NW
North Canton, OH 44720
Phone (330) 497-9396 Fax (330) 497-0772

Chain of Custody Record

TestAmerica

Client Information	Sampler:	Lab PM: McFadden, John	Carrier Tracking No(s):	COC No: 240-51181-22047.2
Client Contact: Tony Apanavage	Phone:	E-Mail: john.mcfadden@testamericainc.com		Page: Page 2 of 2
Company: Tetra Tech, Inc.				Job #:
Address: 20251 Century Blvd Suite 200	Due Date Requested:			
City: Germantown	TAT Requested (days):			
State, Zip: MD, 20874				
Phone:	PO #: 1137278			
Email: Tony.Apanavage@tetratech.com	WO #: 112IC08118			
Project Name: MSA GW 2018	Project #: 24011891			
Site:	SSOW#:			

Analysis Requested

Preservation Codes:
A - HCl
B - NaOH
C - Zn Acetate
D - Nitric Acid
E - NaHSO4
F - MeOH
G - Amchlor
H - Ascorbic Acid
I - Ice
J - DI Water
K - EDTA
L - EDA
M - Hexane
N - None
O - AsNaO2
P - Na2O4S
Q - Na2SO3
R - Na2S2O3
S - H2SO4
T - TSP Dodecahydrate
U - Acetone
V - MCAA
W - pH 4-5
Z - other (specify)
Other:

Sample Identification	Sample Date	Sample Time	Sample Type (C=comp, G=grab)	Matrix (W=water, S=solid, O=waste/oil, BT=Tissue, A=Air)	Field Filtered Sample (Yes or No)	Perform MS/MSD (Yes or No)	8260C - (MOD) 8260C - Project List w/ TICs	METALS	VOC	Total Number of containers	Special Instructions/Note:
			Preservation Code:		X	X	A			X	
MSA-SW37D-3_18	6/7/18	1219	G	Water	X			X		1	D
MSA-SW37D-3_18	6/7/18	1219	G	W	N				X	3	A
MSA_SW37C-3_18	6/7/18	1215	G	W	X			X		1	D
MSA-SW37C-3_18	6/7/18	1215	G	W	N				X	3	A
MSA-SW37B-3-18	6/7/18	1212	G	W	X			X		1	D
MSA-SW37B-3_18	6/7/18	1212	G	W	N				X	3	A
MSA-SW37A-3_18	6/7/18	1209	G	W	X			X		1	D
MSA-SW37A-3_18	6/7/18	1209	G	W	N				X	3	A
MSA-SW40A-3_18	6/7/18	1133	G	W	X			X		1	D
MSA-SW40A-3_18	6/7/18	1133	G	W	N				X	3	A

Possible Hazard Identification
☐ Non-Hazard ☐ Flammable ☐ Skin Irritant ☐ Poison B ☐ Unknown ☐ Radiological

Sample Disposal (A fee may be assessed if samples are retained longer than 1 month)
☐ Return To Client ☐ Disposal By Lab ☐ Archive For _____ Months

Deliverable Requested: I, II, III, IV, Other (specify)

Special Instructions/QC Requirements:

Empty Kit Relinquished by:	Date:	Time:	Method of Shipment:

Relinquished by:	Date/Time:	Company	Received by:	Date/Time:	Company
	06/07/18 1500			6/7/18 1500	
Relinquished by:	Date/Time:	Company	Received by:	Date/Time:	Company
	6/7/18			6/8/18 940	TA
Relinquished by:	Date/Time:	Company	Received by:	Date/Time:	Company

Custody Seals Intact: Δ Yes Δ No
Custody Seal No.:
Cooler Temperature(s) °C and Other Remarks:

TestAmerica Canton
4101 Shuffel Street NW
North Canton, OH 44720
Phone (330) 497-9396 Fax (330) 497-0772

Chain of Custody Record

TestAmerica

Client Information	Sampler:	Lab PM: McFadden, John	Carrier Tracking No(s):	COC No: 240-51181-22647.2
Client Contact: Tony Apanavage	Phone:	E-Mail: john.mcfadden@testamericainc.com		Page: Page 2 of 2
Company: Tetra Tech, Inc.				Job #:
Address: 20251 Century Blvd Suite 200	Due Date Requested:			
City: Germantown	TAT Requested (days):			
State, Zip: MD, 20874				
Phone:	PO #: 1137278			
Email: Tony.Apanavage@tetratech.com	WO #: 112IC08118			
Project Name: MSA GW 2018	Project #: 24011891			
Site:	SSOW#:			

Analysis Requested

Preservation Codes:
A - HCL, B - NaOH, C - Zn Acetate, D - Nitric Acid, E - NaHSO4, F - MeOH, G - Amchlor, H - Ascorbic Acid, I - Ice, J - DI Water, K - EDTA, L - EDA
M - Hexane, N - None, O - AsNaO2, P - Na2O4S, Q - Na2SO3, R - Na2S2O3, S - H2SO4, T - TSP Dodecahydrate, U - Acetone, V - MCAA, W - pH 4-5, Z - other (specify)
Other:

Sample Identification	Sample Date	Sample Time	Sample Type (C=Comp, G=grab)	Matrix (W=water, S=solid, O=waste/oil, BT=Tissue, A=Air)	Field Filtered Sample (Yes or No)	Perform MS/MSD (Yes or No)	8260C - (MOD) 8260C - Project List w/ TICs	METALS	VOC											Total Number of containers	Special Instructions/Note:
			Preservation Code:				A														
MSA-SW38C-3_18	6/7/18	1121	G	Water	Y			X												1	D
MSA-SW38C-3_18	6/7/18	1121	G	W	N				X											3	A
MSA-SW38D-3_18	6/7/18	1125	G	W	Y			X												1	D
MSA-SW38D-3_18	6/7/18	1125	G	W	N				X											3	A
MSA-SW44A-3_18	6/7/18	1019	G	W	Y			X												1	D
MSA-SW44A-3_18	6/7/18	1019	G	W	N				X											3	A
MSA-SW44B-3_18	6/7/18	1022	G	W	Y			X												1	D
MSA-SW44B-3_18	6/7/18	1022	G	W	N				X											3	A
MSA-SW44C-3_18	6/7/18	1026	G	W	Y			X												1	D
MSA-SW44C-3_18	6/7/18	1026	G	W	N				X											3	A
EL-SW01-D-3_18	6/7/18	932	G	W	N				X											3	A

Possible Hazard Identification
☐ Non-Hazard ☐ Flammable ☐ Skin Irritant ☐ Poison B ☐ Unknown ☐ Radiological

Sample Disposal (A fee may be assessed if samples are retained longer than 1 month)
☐ Return To Client ☐ Disposal By Lab ☐ Archive For _____ Months

Deliverable Requested: I, II, III, IV, Other (specify)

Special Instructions/QC Requirements:

Empty Kit Relinquished by:	Date:	Time:	Method of Shipment:

Relinquished by:	Date/Time: 06/07/18 1500	Company	Received by:	Date/Time: 6/7/18 1500	Company
Relinquished by:	Date/Time: 6/7/18	Company	Received by:	Date/Time: 6/8/18 940	Company TE
Relinquished by:	Date/Time:	Company	Received by:	Date/Time:	Company

Custody Seals Intact: Δ Yes Δ No | Custody Seal No.: | Cooler Temperature(s) °C and Other Remarks:

TestAmerica Canton
4101 Shuffel Street NW
North Canton, OH 44720
Phone (330) 497-9396 Fax (330) 497-0772

Chain of Custody Record

TestAmerica

Client Information	Sampler:	Lab PM: McFadden, John	Carrier Tracking No(s):	COC No: 240-51181-22047.2
Client Contact: Tony Apanavage	Phone:	E-Mail: john.mcfadden@testamericainc.com		Page: Page 2 of 2
Company: Tetra Tech, Inc.				Job #:
Address: 20251 Century Blvd Suite 200	Due Date Requested:			
City: Germantown	TAT Requested (days):			
State, Zip: MD, 20874				
Phone:	PO #: 1137278			
Email: Tony.Apanavage@tetratech.com	WO #: 112IC08118			
Project Name: MSA GW 2018	Project #: 24011891			
Site:	SSOW#:			

Analysis Requested

Preservation Codes:

A - HCL, B - NaOH, C - Zn Acetate, D - Nitric Acid, E - NaHSO4, F - MeOH, G - Amchlor, H - Ascorbic Acid, I - Ice, J - DI Water, K - EDTA, L - EDA, M - Hexane, N - None, O - AsNaO2, P - Na2O4S, Q - Na2SO3, R - Na2S2O3, S - H2SO4, T - TSP Dodecahydrate, U - Acetone, V - MCAA, W - pH 4-5, Z - other (specify)

Other:

Sample Identification	Sample Date	Sample Time	Sample Type (C=comp, G=grab)	Matrix (W=water, S=solid, O=waste/oil, BT=Tissue, A=Air)	Field Filtered Sample (Yes or No)	Perform MS/MSD (Yes or No)	8260C - (MOD) 8260C - Project List w/ TICs	VOC	METALS (DISSOLVED)	Total Number of containers	Special Instructions/Note:
			Preservation Code:				A				PRESERVATION CODE
MSA-SW-41A-3_18	6-07-18	1053	G	Water		N		✓		3	A
MSA-SW-41A-3_18	6-07-18	1053	G	W	✓	N			✓	1	D
MSA-SW-41B-3_18	6-07-18	1057	G	W		N		✓		3	A
MSA-SW-41B-3_18	6-07-18	1057	G	W	✓	N			✓	1	D
MSA-SW-41C-3_18	6-07-18	1101	G	W		N		✓		3	A
MSA-SW-41C-3_18	6-07-18	1101	G	W	✓	N			✓	1	D
MSA-SW-41D-3_18	6-07-18	1105	G	W		N		✓		3	A
MSA-SW-41D-3_18	6-07-18	1105	G	W	✓	N			✓	1	D
CD 6-07-18 ~~MSA-SW~~ EL-SW-01-A-3_18	6-07-18	0918	G	W		N		✓		3	A
EL-SW-01-B-3_18	6-07-18	0926	G	W		N		✓		3	A
EL-SW-01-C-3_18	6-07-18	0929	G	W		N		✓		3	A

Possible Hazard Identification
☐ Non-Hazard ☐ Flammable ☐ Skin Irritant ☐ Poison B ☐ Unknown ☐ Radiological

Sample Disposal (A fee may be assessed if samples are retained longer than 1 month)
☐ Return To Client ☐ Disposal By Lab ☐ Archive For _____ Months

Deliverable Requested: I, II, III, IV, Other (specify)

Special Instructions/QC Requirements:

Empty Kit Relinquished by:	Date:	Time:	Method of Shipment:

Relinquished by:	Date/Time: 06/07/18 1500	Company	Received by:	Date/Time: 6/7/18 15:20	Company
Relinquished by:	Date/Time: 6/7/18	Company	Received by:	Date/Time: 6/8/18 940	Company
Relinquished by:	Date/Time:	Company	Received by:	Date/Time:	Company

Custody Seals Intact: Δ Yes Δ No | Custody Seal No.: | Cooler Temperature(s) °C and Other Remarks:

TestAmerica Canton
4101 Shuffel Street NW
North Canton, OH 44720
Phone (330) 497-9396 Fax (330) 497-0772

Chain of Custody Record

TestAmerica

Client Information	Sampler:	Lab PM: McFadden, John	Carrier Tracking No(s):	COC No: 240-51181-22047.2
Client Contact: Tony Apanavage	Phone:	E-Mail: john.mcfadden@testamericainc.com		Page: Page 2 of 2
Company: Tetra Tech, Inc.				Job #:
Address: 20251 Century Blvd Suite 200	Due Date Requested:			
City: Germantown	TAT Requested (days):			
State, Zip: MD, 20874				
Phone:	PO #: 1137278			
Email: Tony.Apanavage@tetratech.com	WO #: 112IC08118			
Project Name: MSA GW 2018	Project #: 24011891			
Site:	SSOW#:			

Preservation Codes:
A - HCL, B - NaOH, C - Zn Acetate, D - Nitric Acid, E - NaHSO4, F - MeOH, G - Amchlor, H - Ascorbic Acid, I - Ice, J - DI Water, K - EDTA, L - EDA
M - Hexane, N - None, O - AsNaO2, P - Na2O4S, Q - Na2SO3, R - Na2S2O3, S - H2SO4, T - TSP Dodecahydrate, U - Acetone, V - MCAA, W - pH 4-5, Z - other (specify)
Other:

Analysis Requested

Sample Identification	Sample Date	Sample Time	Sample Type (C=Comp, G=grab)	Matrix (W=water, S=solid, O=waste/oil, BT=Tissue, A=Air)	Field Filtered Sample (Yes or No)	Perform MS/MSD (Yes or No)	8260C - (MOD) 8260C - Project List w/ TICs	VOAs 624.1 VOC	METALS (DISSOLVED)	Total Number of containers	PRESERVATION CODE Special Instructions/Note:
			Preservation Code:				A				
MSA-SW-42A-3_18	6-07-18	1150	G	Water				✓		3	A
MSA-SW-42A-3_18	6-07-18	1150	G	WATER	✓				✓	1	D
MSA-SW-42B-3_18	6-07-18	1154	G	W				✓		3	A
MSA-SW-42B-3_18	6-07-18	1154	G	W	✓				✓	1	D
MSA-SW-42C-3_18	6-07-18	1200	G	W				✓		3	A
MSA-SW-42C-3_18	6-07-18	1200	G	W	✓				✓	1	D
MSA-SW-42D-3_18	6-07-18	1204	G	W				✓		3	A
MSA-SW-42D-3_18	6-07-18	1204	G	W	✓				✓	1	D
~~MSA-SW-~~											
MSA-SW- CB 06-07-18											

Possible Hazard Identification
☐ Non-Hazard ☐ Flammable ☐ Skin Irritant ☐ Poison B ☐ Unknown ☐ Radiological

Sample Disposal (A fee may be assessed if samples are retained longer than 1 month)
☐ Return To Client ☐ Disposal By Lab ☐ Archive For _____ Months

Deliverable Requested: I, II, III, IV, Other (specify)

Special Instructions/QC Requirements:

Empty Kit Relinquished by:	Date:	Time:	Method of Shipment:

Relinquished by:	Date/Time:	Company	Received by:	Date/Time:	Company
	06/07/18 1500			6/7/18 1500	
Relinquished by:	Date/Time:	Company	Received by:	Date/Time:	Company
	6/7/18			6/8/18 940	TTR
Relinquished by:	Date/Time:	Company	Received by:	Date/Time:	Company

Custody Seals Intact: Δ Yes Δ No
Custody Seal No.:
Cooler Temperature(s) °C and Other Remarks:

TestAmerica Canton
4101 Shuffel Street NW
North Canton, OH 44720
Phone (330) 497-9396 Fax (330) 497-0772

Chain of Custody Record

TestAmerica

BALTIMORE

Client Information	Sampler:	Lab PM: McFadden, John	Carrier Tracking No(s):	COC No: 240-50815/24891.1
Client Contact: Tony Apanavage	Phone:	E-Mail: john.mcfadden@testamericainc.com		Page: Page 1 of 1
Company: Tetra Tech, Inc.				Job #:
Address: 20251 Century Blvd Suite 200	Due Date Requested:			
City: Germantown	TAT Requested (days):			
State, Zip: MD, 20874				
Phone:	PO #: 1119970			
Email: Tony.Apanavage@tetratech.com	WO #: 112IC07776			
Project Name: New Wells	Project #: 24015639			
Site:	SSOW#:			

Analysis Requested

Preservation Codes:

A - HCL	M - Hexane
B - NaOH	N - None
C - Zn Acetate	O - AsNaO2
D - Nitric Acid	P - Na2O4S
E - NaHSO4	Q - Na2SO3
F - MeOH	R - Na2S2O3
G - Amchlor	S - H2SO4
H - Ascorbic Acid	T - TSP Dodecahydrate
I - Ice	U - Acetone
J - DI Water	V - MCAA
K - EDTA	W - pH 4-5
L - EDA	Z - other (specify)

Other:

Sample Identification	Sample Date	Sample Time	Sample Type (C=Comp, G=grab)	Matrix (W=water, S=solid, O=waste/oil, BT=Tissue, A=Air)	Field Filtered Sample (Yes or No)	Perform MS/MSD (Yes or No)	8260C - TCL OLM03.1/4.2 Volatile Analyte List	VOC	METALS (DISSOLVED)	Total Number of containers	PRESERVATION CODE / Special Instructions/Note:
			Preservation Code:				A				
MSA-SW-45A-3_18	6-07-18	1002	G	Water		N		✓		3	A
MSA-SW-45A-3_18	6-07-18	1002	G	W	✓	N			✓	1	D
MSA-SW-45B-3_18	6-07-18	1006	G	W		N		✓		3	A
MSA-SW-45B-3_18	6-07-18	1006	G	W	✓	N			✓	1	D
MSA-SW-45C-3_18	6-07-18	1010	G	W		N		✓		3	A
MSA-SW-45C-3_18	6-07-18	1010	G	W	✓	N			✓	1	D
MSA-SW-45D-3_18	6-07-18	1013	G	W		N		✓		3	A
MSA-SW-45D-3_18	6-07-18	1013	G	W	✓	N			✓	1	D
MSA-SW-39D-3_18	6-07-18	0956	G	W		N		✓		3	A
MSA-SW-39D-3_18	6-07-18	0956	G	W	✓	N			✓	1	D

Possible Hazard Identification
☐ Non-Hazard ☐ Flammable ☐ Skin Irritant ☐ Poison B ☐ Unknown ☐ Radiological

Sample Disposal (A fee may be assessed if samples are retained longer than 1 month)
☐ Return To Client ☐ Disposal By Lab ☐ Archive For _____ Months

Deliverable Requested: I, II, III, IV, Other (specify)

Special Instructions/QC Requirements:

Empty Kit Relinquished by: | Date: | Time: | Method of Shipment:

Relinquished by	Date/Time	Company	Received by	Date/Time	Company
[signature]	06/07/18 1500		[signature]	6/7/18 15:00	
[signature]	6/7/18		[signature]	6/8/18 940	TA

Custody Seals Intact: Δ Yes Δ No | Custody Seal No.:

Cooler Temperature(s) °C and Other Remarks:

Ver: 08/04/2016

TestAmerica Canton
4101 Shuffel Street NW
North Canton, OH 44720
Phone (330) 497-9396 Fax (330) 497-0772

Chain of Custody Record

TestAmerica

Client Information	Sampler:	Lab PM: McFadden, John	Carrier Tracking No(s):	COC No: 240-50819-21891.1
Client Contact: Tony Apanavage	Phone:	E-Mail: john.mcfadden@testamericainc.com		Page: Page 1 of 1
Company: Tetra Tech, Inc.				Job #:
Address: 20251 Century Blvd Suite 200	Due Date Requested:			
City: Germantown	TAT Requested (days):			
State, Zip: MD, 20874				
Phone:	PO #: 1119970			
Email: Tony.Apanavage@tetratech.com	WO #: 112IC07776			
Project Name: New Wells	Project #: 24015639			
Site:	SSOW#:			

Analysis Requested

Preservation Codes:
A - HCL, B - NaOH, C - Zn Acetate, D - Nitric Acid, E - NaHSO4, F - MeOH, G - Amchlor, H - Ascorbic Acid, I - Ice, J - DI Water, K - EDTA, L - EDA, M - Hexane, N - None, O - AsNaO2, P - Na2O4S, Q - Na2SO3, R - Na2S2O3, S - H2SO4, T - TSP Dodecahydrate, U - Acetone, V - MCAA, W - pH 4-5, Z - other (specify)
Other:

Sample Identification	Sample Date	Sample Time	Sample Type (C=Comp, G=grab)	Matrix (W=water, S=solid, O=waste/oil, BT=Tissue, A=Air)	Field Filtered Sample (Yes or No)	Perform MS/MSD (Yes or No)	8260C - TCL OLM03.1/4.2 Volatile Analyte List	METALS	VOC	Total Number of containers	Special Instructions/Note:
			Preservation Code:				A				
MSA-SW43C-3_18	6/7/18	1041	G	Water	Y			X		1	D
MSA-SW43C-3_18	6/7/18	1041	G	W	N				X	3	A
MSA-SW43D-3_18	6/7/18	1044	G	W	Y			X		1	D
MSA-SW43D-3_18	6/7/18	1044	G	W	N				X	3	A
MSA-SW39A-3_18	6/7/18	0943	G	W	Y			X		1	D
MSA-SW39A-3_18	6/7/18	0943	G	W	N				X	3	A
MSA-SW39B-3_18	6/7/18	0948	G	W	Y			X		1	D
MSA-SW39B-3_18	6/7/18	0948	G	W	N				X	3	A
MSA-SW39C-3_18	6/7/18	0952	G	W	Y			X		1	D
MSA-SW39C-3_18	6/7/18	0952	G	W	N				X	3	A

Possible Hazard Identification: ☐ Non-Hazard ☐ Flammable ☐ Skin Irritant ☐ Poison B ☐ Unknown ☐ Radiological

Sample Disposal (A fee may be assessed if samples are retained longer than 1 month): ☐ Return To Client ☐ Disposal By Lab ☐ Archive For _____ Months

Deliverable Requested: I, II, III, IV, Other (specify)

Special Instructions/QC Requirements:

Empty Kit Relinquished by:	Date:	Time:	Method of Shipment:

Relinquished by	Date/Time	Company	Received by	Date/Time	Company
	06/07/18 1500			6/7/18 1500	
	6/7/18			6/8/18 940	TA

Custody Seals Intact: Δ Yes Δ No

Custody Seal No.:

Cooler Temperature(s) °C and Other Remarks:

Ver: 08/01/2012

From: Mullis, Josh
Sent: Friday, July 27, 2018 10:34 AM
To: Solomon, Terri <Terri.Solomon@tetratech.com>
Subject: RE: MSA GW/SW Monitoring

The sample at 1050 should be MSA-SW49A-060718

Sample at 1035 is correct at 43A

Josh Mullis

Tetra Tech, Germantown, MD

On Jul 27, 2018 10:22 AM, "Solomon, Terri" <Terri.Solomon@tetratech.com> wrote:

Hopefully this works as an attachment.

From: Mullis, Josh
Sent: Friday, July 27, 2018 10:16 AM
To: Solomon, Terri <Terri.Solomon@tetratech.com>
Subject: Re: MSA GW/SW Monitoring

Hey Terri I cannot see the image

Josh Mullis

Tetra Tech, Germantown, MD

On Jul 27, 2018 10:05 AM, "Solomon, Terri" <Terri.Solomon@tetratech.com> wrote:

Josh,

I am currently validating data package 240-96812-1 for project 08424 and have the following question. I have two identical sample IDS on the chain of custody (see below). Only one sample ID can be in the electronic deliverable. I can follow the data through the data package as the laboratory IDs and sample times are different. What sample IDs do you want used?

Terri

CASE NARRATIVE

Client: Tetra Tech, Inc.

Project: MSA Surface Water

Report Number: 240-96812-1

With the exceptions noted as flags or footnotes, standard analytical protocols were followed in the analysis of the samples and no problems were encountered or anomalies observed. In addition all laboratory quality control samples were within established control limits, with any exceptions noted below. Each sample was analyzed to achieve the lowest possible reporting limit within the constraints of the method. In some cases, due to interference or analytes present at high concentrations, samples were diluted. For diluted samples, the reporting limits are adjusted relative to the dilution required.

TestAmerica Canton attests to the validity of the laboratory data generated by TestAmerica facilities reported herein. All analyses performed by TestAmerica facilities were done using established laboratory SOPs that incorporate QA/QC procedures described in the application methods. TestAmerica's operations groups have reviewed the data for compliance with the laboratory QA/QC plan, and data have been found to be compliant with laboratory protocols unless otherwise noted below.

The test results in this report meet all NELAP requirements for parameters for which accreditation is required or available. Any exceptions to NELAP requirements are noted in this report. Pursuant to NELAP, this report may not be reproduced, except in full, without the written approval of the laboratory.

Calculations are performed before rounding to avoid round-off errors in calculated results.

All holding times were met and proper preservation noted for the methods performed on these samples, unless otherwise detailed in the individual sections below.

This laboratory report is confidential and is intended for the sole use of TestAmerica and its client.

RECEIPT

The samples were received on 6/8/2018 9:40 AM; the samples arrived in good condition, properly preserved and, where required, on ice. The temperatures of the 3 coolers at receipt time were 0.8º C, 1.6º C and 2.4º C.

VOLATILE ORGANIC COMPOUNDS (GCMS)

Samples MSA-SW38B-3_18 (240-96812-1), MSA-SW40B-3_18 (240-96812-2), MSA-SW40C-3_18 (240-96812-3), MSA-SW40D-3_18 (240-96812-4), MSA-SW38A-3_18 (240-96812-5), MSA-SW44D-3_18 (240-96812-6), MSA-SW43A-3_18 (240-96812-7), MSA-SW47A-3_18 (240-96812-8), MSA-SW46A-3_18 (240-96812-9), MSA-SW48A-3_18 (240-96812-10), MSA-SW43A-3_18 (240-96812-11), MSA-SW43B-3_18 (240-96812-12), MSA-SW37D-3_18 (240-96812-13), MSA-SW37C-3_18 (240-96812-14), MSA-SW37B-3_18 (240-96812-15), MSA-SW37A-3_18 (240-96812-16), MSA-SW40A-3_18 (240-96812-17), MSA-SW38C-3_18 (240-96812-18), MSA-SW38D-3_18 (240-96812-19), MSA-SW44A-3_18 (240-96812-20), MSA-SW44B-3_18 (240-96812-21), MSA-SW44C-3_18 (240-96812-22), EL-SW01-D-3_18 (240-96812-23), MSA-SW-41A-3_18 (240-96812-24), MSA-SW-41B-3_18 (240-96812-25), MSA-SW-41C-3_18 (240-96812-26), MSA-SW-41D-3_18 (240-96812-27), EL-SW-01-A-3_18 (240-96812-28), EL-SW-01-B-3_18 (240-96812-29), EL-SW-01-C-3_18 (240-96812-30), MSA-SW-42A-3_18 (240-96812-31), MSA-SW-42B-3_18 (240-96812-32), MSA-SW-42C-3_18 (240-96812-33), MSA-SW-42D-3_18 (240-96812-34), MSA-SW-45A-3_18 (240-96812-35), MSA-SW-45B-3_18 (240-96812-36), MSA-SW-45C-3_18 (240-96812-37), MSA-SW-45D-3_18 (240-96812-38), MSA-SW-39D-3_18 (240-96812-39), MSA-SW-43C-3_18 (240-96812-40), MSA-SW-43D-3_18 (240-96812-41), MSA-SW-39A-3_18 (240-96812-42), MSA-SW-39B-3_18 (240-96812-43), MSA-SW-39C-3_18 (240-96812-44) and TRIP BLANK (240-96812-45) were analyzed for volatile organic compounds (GCMS) in accordance with EPA SW-846 Method 8260C. The samples were analyzed on 06/15/2018, 06/17/2018, 06/18/2018 and 06/19/2018.

cis-1,2-Dichloroethene and Trichloroethene were detected in method blank MB 240-332291/10 at levels that were above the method detection limit but below the reporting limit. The values should be considered estimates, and have been flagged. If the associated sample reported a result above the MDL and/or RL, the result has been flagged.

Toluene-d8 (Surr) failed the surrogate recovery criteria high for MSA-SW43A-3_18 (240-96812-11), MSA-SW37D-3_18 (240-96812-13), MSA-SW37C-3_18 (240-96812-14), MSA-SW37B-3_18 (240-96812-15), MSA-SW38C-3_18 (240-96812-18), MSA-SW38D-3_18 (240-96812-19), MSA-SW40B-3_18 (240-96812-2), MSA-SW44C-3_18 (240-96812-22), for EL-SW-01-C-3_18 (240-96812-30), MSA-SW-42B-3_18 (240-96812-32), MSA-SW-45C-3_18 (240-96812-37), MSA-SW-39D-3_18 (240-96812-39), MSA-SW46A-3_18 (240-96812-9), and 240-96848-B-3 MSD

Surrogate recovery for the following sample was outside the upper control limit: MSA-SW40B-3_18 (240-96812-2). This sample did not contain any target analytes; therefore, re-extraction and/or re-analysis was not performed.

The laboratory control sample (LCS) for analytical batch 240-331811 recovered outside control limits for the following analytes:

1,1-Dichloroethene and trans-1,2-Dichloroethene. These analytes were biased high in the LCS and were not detected above the reporting limit (RL) in the associated samples; therefore, the data have been reported. MSA-SW38B-3_18 (240-96812-1), MSA-SW40B-3_18 (240-96812-2), MSA-SW40C-3_18 (240-96812-3), MSA-SW40D-3_18 (240-96812-4), MSA-SW38A-3_18 (240-96812-5) and (LCS 240-331811/6)

The laboratory control sample (LCS) analyzed in batch 240-332009 was below the recovery control criteria for dibromomethane. This variance only affects results measured above the reporting limit. A CCV standard at or below the reporting limit (RL) was analyzed with the affected samples and found to be acceptable. This demonstrates the analyte reporting limit is valid, and it is acceptable to report ND results (non-detects). The samples associated with the LCS were non-detects for the affected analytes; therefore, the results were reported. The following samples are impacted: MSA-SW44D-3_18 (240-96812-6), MSA-SW43A-3_18 (240-96812-7), MSA-SW47A-3_18 (240-96812-8), MSA-SW46A-3_18 (240-96812-9), MSA-SW48A-3_18 (240-96812-10), MSA-SW43A-3_18 (240-96812-11), MSA-SW43B-3_18 (240-96812-12), MSA-SW37D-3_18 (240-96812-13), MSA-SW37C-3_18 (240-96812-14), MSA-SW37B-3_18 (240-96812-15), MSA-SW37A-3_18 (240-96812-16), MSA-SW40A-3_18 (240-96812-17), MSA-SW38C-3_18 (240-96812-18), MSA-SW38D-3_18 (240-96812-19), MSA-SW44A-3_18 (240-96812-20), MSA-SW44B-3_18 (240-96812-21), MSA-SW44C-3_18 (240-96812-22), EL-SW01-D-3_18 (240-96812-23), MSA-SW-41A-3_18 (240-96812-24), MSA-SW-41B-3_18 (240-96812-25) and (LCS 240-332009/5).

The laboratory control sample (LCS) analyzed in batch 240-332047 was below the recovery control criteria for dibromomethane. This variance only affects results measured above the reporting limit. A CCV standard at or below the reporting limit (RL) was analyzed with the affected samples and found to be acceptable. This demonstrates the analyte reporting limit is valid, and it is acceptable to report ND results (non-detects). The samples associated with the LCS were non-detects for the affected analytes; therefore, the results were reported. The following samples are impacted: MSA-SW-41C-3_18 (240-96812-26), MSA-SW-41D-3_18 (240-96812-27), EL-SW-01-A-3_18 (240-96812-28), EL-SW-01-B-3_18 (240-96812-29), EL-SW-01-C-3_18 (240-96812-30), MSA-SW-42A-3_18 (240-96812-31), MSA-SW-42B-3_18 (240-96812-32), MSA-SW-42C-3_18 (240-96812-33), MSA-SW-42D-3_18 (240-96812-34), MSA-SW-45A-3_18 (240-96812-35), MSA-SW-45B-3_18 (240-96812-36), MSA-SW-45C-3_18 (240-96812-37) and (LCS 240-332047/6).

The laboratory control sample (LCS) analyzed in batch 240-332291 was below the recovery control criteria for the following analyte(s): Dibromomethane. This variance only affects results measured above the reporting limit. A CCV standard at or below the reporting limit (RL) was analyzed with the affected samples and found to be acceptable. This demonstrates the analyte reporting limit is valid, and it is acceptable to report ND results (non-detects). The samples associated with the LCS were non-detects for the affected analytes; therefore, the results were reported. The following samples are impacted: MSA-SW-45D-3_18 (240-96812-38), MSA-SW-39D-3_18 (240-96812-39), MSA-SW-43C-3_18 (240-96812-40), MSA-SW-43D-3_18 (240-96812-41), MSA-SW-39A-3_18 (240-96812-42), MSA-SW-39B-3_18 (240-96812-43), MSA-SW-39C-3_18 (240-96812-44), TRIP BLANK (240-96812-45) and (LCS 240-332291/6).

The continuing calibration verification (CCV) analyzed in batch 240-331811 was outside the method criteria for the following analyte(s): Dibromomethane, 1,2,3-Trichlorobenzene, Dichlorodi fluoromethane and Hexachlorobutadiene. A CCV standard at or below the reporting limit (RL) was analyzed with the affected samples and found to be acceptable. As indicated in the reference method, sample analysis may proceed; however, any detection for the affected analyte(s) is considered estimated. Data is reported. MSA-SW38B-3_18 (240-96812-1), MSA-SW40B-3_18 (240-96812-2), MSA-SW40C-3_18 (240-96812-3), MSA-SW40D-3_18 (240-96812-4), MSA-SW38A-3_18 (240-96812-5) and (CCVIS 240-331811/5)

The continuing calibration verification (CCV) analyzed in batch 240-332009 was outside the method criteria for the following analytes: 1,2,3-trimethylbenzene, 1,2,3-trichlorobenzene, and dibromomethane. A CCV standard at or below the reporting limit (RL) was analyzed with the affected samples and found to be acceptable. As indicated in the reference method, sample analysis may proceed; however, any detection for the affected analyte(s) is considered estimated.

The continuing calibration verification (CCV) analyzed in batch 240-332047 was outside the method criteria for the following analytes: Multiple Analytes. A CCV standard at or below the reporting limit (RL) was analyzed with the affected samples and found to be acceptable. As indicated in the reference method, sample analysis may proceed; however, any detection for the affected analyte(s) is considered estimated.

The continuing calibration verification (CCV) analyzed in batch 240-332291 was outside the method criteria for the following analyte: 1,2,3-Trimethylbenzene. A CCV standard at or below the reporting limit (RL) was analyzed with the affected samples and found to be acceptable. As indicated in the reference method, sample analysis may proceed; however, any detection for the affected analyte is considered estimated.

The continuing calibration verification (CCV) analyzed in batch 240-332291 was outside the method criteria for the following analytes: Dibromomethane,1,2,3-Trichlorobenzene, n-Butylbenzene and Bromoform. A CCV standard at or below the reporting limit (RL) was analyzed with the affected samples and found to be acceptable. As indicated in the reference method, sample analysis may proceed; however, any detection for the affected analytes is considered estimated.

Insufficient sample volume was available to perform a matrix spike/matrix spike duplicate (MS/MSD) associated with analytical batch 240-332009.

Surrogate recovery for the following samples were outside the upper control limit: MSA-SW46A-3_18 (240-96812-9), MSA-SW43A-3_18 (240-96812-11), MSA-SW37D-3_18 (240-96812-13), MSA-SW37C-3_18 (240-96812-14), MSA-SW37B-3_18 (240-96812-15), MSA-SW38C-3_18 (240-96812-18), MSA-SW38D-3_18 (240-96812-19) and MSA-SW44C-3_18 (240-96812-22). This sample did not contain any target analytes; therefore, re-extraction and/or re-analysis was not performed.

Surrogate recovery for the following samples were outside the upper control limit: EL-SW-01-C-3_18 (240-96812-30), MSA-SW-42B-3_18 (240-96812-32) and MSA-SW-45C-3_18 (240-96812-37). This sample did not contain any target analytes; therefore, re-extraction and/or re-analysis was not performed.

Surrogate recovery for the following sample was outside the upper control limit: MSA-SW-39D-3_18 (240-96812-39). This sample did not contain any target analytes above the reporting limit (RL); therefore, re-extraction and/or re-analysis was not performed.

The following samples were received preserved with hydrochloric acid: MSA-SW38B-3_18 (240-96812-1), MSA-SW40B-3_18 (240-96812-2), MSA-SW40C-3_18 (240-96812-3), MSA-SW40D-3_18 (240-96812-4), MSA-SW38A-3_18 (240-96812-5), MSA-SW44D-3_18 (240-96812-6), MSA-SW43A-3_18 (240-96812-7), MSA-SW47A-3_18 (240-96812-8), MSA-SW46A-3_18 (240-96812-9), MSA-SW48A-3_18 (240-96812-10), MSA-SW43A-3_18 (240-96812-11), MSA-SW43B-3_18 (240-96812-12), MSA-SW37D-3_18 (240-96812-13), MSA-SW37C-3_18 (240-96812-14), MSA-SW37B-3_18 (240-96812-15), MSA-SW37A-3_18 (240-96812-16), MSA-SW40A-3_18 (240-96812-17), MSA-SW38C-3_18 (240-96812-18), MSA-SW38D-3_18 (240-96812-19), MSA-SW44A-3_18 (240-96812-20), MSA-SW44B-3_18 (240-96812-21), MSA-SW44C-3_18 (240-96812-22), EL-SW01-D-3_18 (240-96812-23), MSA-SW-41A-3_18 (240-96812-24), MSA-SW-41B-3_18 (240-96812-25), MSA-SW-41C-3_18 (240-96812-26), MSA-SW-41D-3_18 (240-96812-27), EL-SW-01-A-3_18 (240-96812-28), EL-SW-01-B-3_18 (240-96812-29), EL-SW-01-C-3_18 (240-96812-30), MSA-SW-42A-3_18 (240-96812-31), MSA-SW-42B-3_18 (240-96812-32), MSA-SW-42C-3_18 (240-96812-33), MSA-SW-42D-3_18 (240-96812-34), MSA-SW-45A-3_18 (240-96812-35), MSA-SW-45B-3_18 (240-96812-36), MSA-SW-45C-3_18 (240-96812-37), MSA-SW-45D-3_18 (240-96812-38), MSA-SW-39D-3_18 (240-96812-39), MSA-SW-43C-3_18 (240-96812-40), MSA-SW-43D-3_18 (240-96812-41), MSA-SW-39A-3_18 (240-96812-42), MSA-SW-39B-3_18 (240-96812-43), MSA-SW-39C-3_18 (240-96812-44) and TRIP BLANK (240-96812-45). The requested target analyte list includes 2-Chloroethyl vinyl ether, an acid-labile compound that degrades in an acidic medium.

No additional analytical or quality issues were noted, other than those described above or in the Definitions/Glossary page.

DISSOLVED METALS (ICPMS)

Samples MSA-SW38B-3_18 (240-96812-1), MSA-SW40B-3_18 (240-96812-2), MSA-SW40C-3_18 (240-96812-3), MSA-SW40D-3_18 (240-96812-4), MSA-SW38A-3_18 (240-96812-5), MSA-SW44D-3_18 (240-96812-6), MSA-SW43A-3_18 (240-96812-11), MSA-SW43B-3_18 (240-96812-12), MSA-SW37D-3_18 (240-96812-13), MSA-SW37C-3_18 (240-96812-14), MSA-SW37B-3_18 (240-96812-15), MSA-SW37A-3_18 (240-96812-16), MSA-SW40A-3_18 (240-96812-17), MSA-SW38C-3_18 (240-96812-18), MSA-SW38D-3_18 (240-96812-19), MSA-SW44A-3_18 (240-96812-20), MSA-SW44B-3_18 (240-96812-21), MSA-SW44C-3_18 (240-96812-22), MSA-SW-41A-3_18 (240-96812-24), MSA-SW-41B-3_18 (240-96812-25), MSA-SW-41C-3_18 (240-96812-26), MSA-SW-41D-3_18 (240-96812-27), MSA-SW-42A-3_18 (240-96812-31), MSA-SW-42B-3_18 (240-96812-32), MSA-SW-42C-3_18 (240-96812-33), MSA-SW-42D-3_18 (240-96812-34), MSA-SW-45A-3_18 (240-96812-35), MSA-SW-45B-3_18 (240-96812-36), MSA-SW-45C-3_18 (240-96812-37), MSA-SW-45D-3_18 (240-96812-38), MSA-SW-39D-3_18 (240-96812-39), MSA-SW-43C-3_18 (240-96812-40), MSA-SW-43D-3_18 (240-96812-41), MSA-SW-39A-3_18 (240-96812-42), MSA-SW-39B-3_18 (240-96812-43) and MSA-SW-39C-3_18 (240-96812-44) were analyzed for dissolved metals (ICPMS) in accordance with EPA SW-846 Method 6020. The samples were prepared on 06/11/2018 and analyzed on 06/15/2018 and 06/18/2018.

Selenium was detected in method blank MB 240-330996/1-A at a level that was above the method detection limit but below the reporting limit. The value should be considered an estimate, and has been flagged. If the associated sample reported a result above the MDL and/or RL, the result has been flagged.

The following samples were diluted due to the nature of the sample matrix: MSA-SW-41C-3_18 (240-96812-26), MSA-SW-41D-3_18 (240-96812-27), MSA-SW-42A-3_18 (240-96812-31), MSA-SW-42B-3_18 (240-96812-32), MSA-SW-42C-3_18 (240-96812-33), MSA-SW-42D-3_18 (240-96812-34), MSA-SW-45A-3_18 (240-96812-35), MSA-SW-45B-3_18 (240-96812-36), MSA-SW-45C-3_18 (240-96812-37), MSA-SW-45D-3_18 (240-96812-38), MSA-SW-39D-3_18 (240-96812-39), MSA-SW-43C-3_18 (240-96812-40), MSA-SW-43D-3_18 (240-96812-41), MSA-SW-39A-3_18 (240-96812-42), MSA-SW-39B-3_18 (240-96812-43) and MSA-SW-39C-3_18 (240-96812-44). Elevated reporting limits (RLs) are provided.

The following samples were diluted due to the nature of the sample matrix: MSA-SW38B-3_18 (240-96812-1), MSA-SW40B-3_18 (240-96812-2), MSA-SW40C-3_18 (240-96812-3), MSA-SW40D-3_18 (240-96812-4), MSA-SW38A-3_18 (240-96812-5), MSA-SW44D-3_18 (240-96812-6), MSA-SW43A-3_18 (240-96812-11), MSA-SW43B-3_18 (240-96812-12), MSA-SW37D-3_18 (240-96812-13), MSA-SW37C-3_18 (240-96812-14), MSA-SW37B-3_18 (240-96812-15), MSA-SW37A-3_18 (240-96812-16), MSA-SW40A-3_18 (240-96812-17), MSA-SW38C-3_18 (240-96812-18), MSA-SW38D-3_18 (240-96812-19), MSA-SW44A-3_18 (240-96812-20), MSA-SW44B-3_18 (240-96812-21), MSA-SW44C-3_18 (240-96812-22), MSA-SW-41A-3_18 (240-96812-24) and MSA-SW-41B-3_18 (240-96812-25). Elevated reporting limits (RLs) are provided.

No additional analytical or quality issues were noted, other than those described above or in the Definitions/Glossary page.

DISSOLVED MERCURY (CVAA)

Samples MSA-SW38B-3_18 (240-96812-1), MSA-SW40B-3_18 (240-96812-2), MSA-SW40C-3_18 (240-96812-3), MSA-SW40D-3_18 (240-96812-4), MSA-SW38A-3_18 (240-96812-5), MSA-SW44D-3_18 (240-96812-6), MSA-SW43A-3_18 (240-96812-11), MSA-SW43B-3_18 (240-96812-12), MSA-SW37D-3_18 (240-96812-13), MSA-SW37C-3_18 (240-96812-14), MSA-SW37B-3_18 (240-96812-15), MSA-SW37A-3_18 (240-96812-16), MSA-SW40A-3_18 (240-96812-17), MSA-SW38C-3_18 (240-96812-18), MSA-SW38D-3_18 (240-96812-19), MSA-SW44A-3_18 (240-96812-20), MSA-SW44B-3_18 (240-96812-21), MSA-SW44C-3_18 (240-96812-22), MSA-SW-41A-3_18 (240-96812-24), MSA-SW-41B-3_18 (240-96812-25), MSA-SW-41C-3_18 (240-96812-26), MSA-SW-41D-3_18 (240-96812-27), MSA-SW-42A-3_18 (240-96812-31), MSA-SW-42B-3_18 (240-96812-32), MSA-SW-42C-3_18 (240-96812-33), MSA-SW-42D-3_18 (240-96812-34), MSA-SW-45A-3_18 (240-96812-35), MSA-SW-45B-3_18 (240-96812-36),

MSA-SW-45C-3_18 (240-96812-37), MSA-SW-45D-3_18 (240-96812-38), MSA-SW-39D-3_18 (240-96812-39), MSA-SW-43C-3_18 (240-96812-40), MSA-SW-43D-3_18 (240-96812-41), MSA-SW-39A-3_18 (240-96812-42), MSA-SW-39B-3_18 (240-96812-43) and MSA-SW-39C-3_18 (240-96812-44) were analyzed for dissolved mercury (CVAA) in accordance with EPA SW-846 Methods 7470A. The samples were prepared on 06/11/2018 and analyzed on 06/13/2018 and 06/14/2018.

No analytical or quality issues were noted, other than those described above or in the Definitions/Glossary page.

DISSOLVED HARDNESS (AS CACO3) BY CALCULATION

Samples MSA-SW38B-3_18 (240-96812-1), MSA-SW40B-3_18 (240-96812-2), MSA-SW40C-3_18 (240-96812-3), MSA-SW40D-3_18 (240-96812-4), MSA-SW38A-3_18 (240-96812-5), MSA-SW44D-3_18 (240-96812-6), MSA-SW43A-3_18 (240-96812-11), MSA-SW43B-3_18 (240-96812-12), MSA-SW37D-3_18 (240-96812-13), MSA-SW37C-3_18 (240-96812-14), MSA-SW37B-3_18 (240-96812-15), MSA-SW37A-3_18 (240-96812-16), MSA-SW40A-3_18 (240-96812-17), MSA-SW38C-3_18 (240-96812-18), MSA-SW38D-3_18 (240-96812-19), MSA-SW44A-3_18 (240-96812-20), MSA-SW44B-3_18 (240-96812-21), MSA-SW44C-3_18 (240-96812-22), MSA-SW-41A-3_18 (240-96812-24), MSA-SW-41B-3_18 (240-96812-25), MSA-SW-41C-3_18 (240-96812-26), MSA-SW-41D-3_18 (240-96812-27), MSA-SW-42A-3_18 (240-96812-31), MSA-SW-42B-3_18 (240-96812-32), MSA-SW-42C-3_18 (240-96812-33), MSA-SW-42D-3_18 (240-96812-34), MSA-SW-45A-3_18 (240-96812-35), MSA-SW-45B-3_18 (240-96812-36), MSA-SW-45C-3_18 (240-96812-37), MSA-SW-45D-3_18 (240-96812-38), MSA-SW-39D-3_18 (240-96812-39), MSA-SW-43C-3_18 (240-96812-40), MSA-SW-43D-3_18 (240-96812-41), MSA-SW-39A-3_18 (240-96812-42), MSA-SW-39B-3_18 (240-96812-43) and MSA-SW-39C-3_18 (240-96812-44) were analyzed for dissolved hardness (as CaCO3) by calculation in accordance with SM 2340B. The samples were analyzed on 06/20/2018.

No analytical or quality issues were noted, other than those described above or in the Definitions/Glossary page.

Method Summary

Client: Tetra Tech, Inc.
Project/Site: MSA Surface Water

TestAmerica Job ID: 240-96812-1

Method	Method Description	Protocol	Laboratory
8260C	Volatile Organic Compounds by GC/MS	SW846	TAL CAN
6020	Metals (ICP/MS)	SW846	TAL CAN
7470A	Mercury (CVAA)	SW846	TAL CAN
SM 2340B	Total Hardness (as CaCO3) by calculation	SM	TAL CAN
3005A	Preparation, Total Recoverable or Dissolved Metals	SW846	TAL CAN
5030C	Purge and Trap	SW846	TAL CAN
7470A	Preparation, Mercury	SW846	TAL CAN

Protocol References:

SM = "Standard Methods For The Examination Of Water And Wastewater"

SW846 = "Test Methods For Evaluating Solid Waste, Physical/Chemical Methods", Third Edition, November 1986 And Its Updates.

Laboratory References:

TAL CAN = TestAmerica Canton, 4101 Shuffel Street NW, North Canton, OH 44720, TEL (330)497-9396

Sample Summary

Client: Tetra Tech, Inc.
Project/Site: MSA Surface Water

TestAmerica Job ID: 240-96812-1

Lab Sample ID	Client Sample ID	Matrix	Collected	Received
240-96812-1	MSA-SW38B-3_18	Water	06/07/18 11:18	06/08/18 09:40
240-96812-2	MSA-SW40B-3_18	Water	06/07/18 11:37	06/08/18 09:40
240-96812-3	MSA-SW40C-3_18	Water	06/07/18 11:40	06/08/18 09:40
240-96812-4	MSA-SW40D-3_18	Water	06/07/18 11:43	06/08/18 09:40
240-96812-5	MSA-SW38A-3_18	Water	06/07/18 11:14	06/08/18 09:40
240-96812-6	MSA-SW44D-3_18	Water	06/07/18 10:29	06/08/18 09:40
240-96812-7	MSA-SW43A-3_18	Water	06/07/18 10:50	06/08/18 09:40
240-96812-8	MSA-SW47A-3_18	Water	06/07/18 11:28	06/08/18 09:40
240-96812-9	MSA-SW46A-3_18	Water	06/07/18 11:47	06/08/18 09:40
240-96812-10	MSA-SW48A-3_18	Water	06/07/18 11:10	06/08/18 09:40
240-96812-11	MSA-SW43A-3_18	Water	06/07/18 10:35	06/08/18 09:40
240-96812-12	MSA-SW43B-3_18	Water	06/07/18 10:38	06/08/18 09:40
240-96812-13	MSA-SW37D-3_18	Water	06/07/18 12:19	06/08/18 09:40
240-96812-14	MSA-SW37C-3_18	Water	06/07/18 12:15	06/08/18 09:40
240-96812-15	MSA-SW37B-3_18	Water	06/07/18 12:12	06/08/18 09:40
240-96812-16	MSA-SW37A-3_18	Water	06/07/18 12:09	06/08/18 09:40
240-96812-17	MSA-SW40A-3_18	Water	06/07/18 11:33	06/08/18 09:40
240-96812-18	MSA-SW38C-3_18	Water	06/07/18 11:21	06/08/18 09:40
240-96812-19	MSA-SW38D-3_18	Water	06/07/18 11:25	06/08/18 09:40
240-96812-20	MSA-SW44A-3_18	Water	06/07/18 10:19	06/08/18 09:40
240-96812-21	MSA-SW44B-3_18	Water	06/07/18 10:22	06/08/18 09:40
240-96812-22	MSA-SW44C-3_18	Water	06/07/18 10:26	06/08/18 09:40
240-96812-23	EL-SW01-D-3_18	Water	06/07/18 09:32	06/08/18 09:40
240-96812-24	MSA-SW-41A-3_18	Water	06/07/18 10:53	06/08/18 09:40
240-96812-25	MSA-SW-41B-3_18	Water	06/07/18 10:57	06/08/18 09:40
240-96812-26	MSA-SW-41C-3_18	Water	06/07/18 11:01	06/08/18 09:40
240-96812-27	MSA-SW-41D-3_18	Water	06/07/18 11:05	06/08/18 09:40
240-96812-28	EL-SW-01-A-3_18	Water	06/07/18 09:18	06/08/18 09:40
240-96812-29	EL-SW-01-B-3_18	Water	06/07/18 09:26	06/08/18 09:40
240-96812-30	EL-SW-01-C-3_18	Water	06/07/18 09:29	06/08/18 09:40
240-96812-31	MSA-SW-42A-3_18	Water	06/07/18 11:50	06/08/18 09:40
240-96812-32	MSA-SW-42B-3_18	Water	06/07/18 11:54	06/08/18 09:40
240-96812-33	MSA-SW-42C-3_18	Water	06/07/18 12:00	06/08/18 09:40
240-96812-34	MSA-SW-42D-3_18	Water	06/07/18 12:04	06/08/18 09:40
240-96812-35	MSA-SW-45A-3_18	Water	06/07/18 10:02	06/08/18 09:40
240-96812-36	MSA-SW-45B-3_18	Water	06/07/18 10:06	06/08/18 09:40
240-96812-37	MSA-SW-45C-3_18	Water	06/07/18 10:10	06/08/18 09:40
240-96812-38	MSA-SW-45D-3_18	Water	06/07/18 10:13	06/08/18 09:40
240-96812-39	MSA-SW-39D-3_18	Water	06/07/18 09:56	06/08/18 09:40
240-96812-40	MSA-SW-43C-3_18	Water	06/07/18 10:41	06/08/18 09:40
240-96812-41	MSA-SW-43D-3_18	Water	06/07/18 10:44	06/08/18 09:40
240-96812-42	MSA-SW-39A-3_18	Water	06/07/18 09:43	06/08/18 09:40
240-96812-43	MSA-SW-39B-3_18	Water	06/07/18 09:48	06/08/18 09:40
240-96812-44	MSA-SW-39C-3_18	Water	06/07/18 09:52	06/08/18 09:40
240-96812-45	TRIP BLANK	Water	06/07/18 00:00	06/08/18 09:40

FORM II
GC/MS VOA SURROGATE RECOVERY

Lab Name: TestAmerica Canton Job No.: 240-96812-1

SDG No.:

Matrix: Water Level: Low

GC Column (1): DB-624 ID: 0.18(mm)

Client Sample ID	Lab Sample ID	DBFM	#	DCA	#	TOL	#	BFB	#
MSA-SW38B-3_18	240-96812-1	97		110		105		94	
MSA-SW40B-3_18	240-96812-2	110		122		121	X	108	
MSA-SW40C-3_18	240-96812-3	102		113		111		101	
MSA-SW40D-3_18	240-96812-4	102		115		111		101	
MSA-SW38A-3_18	240-96812-5	108		121		116		103	
MSA-SW44D-3_18	240-96812-6	91		102		104		91	
MSA-SW43A-3_18	240-96812-7	84		94		96		86	
MSA-SW47A-3_18	240-96812-8	86		94		98		81	
MSA-SW46A-3_18	240-96812-9	109		124		127	X	109	
MSA-SW48A-3_18	240-96812-10	101		113		115		99	
MSA-SW43A-3_18 RE	240-96812-11	112		129		125	X	110	
MSA-SW43B-3_18	240-96812-12	98		111		114		97	
MSA-SW37D-3_18	240-96812-13	114		130		133	X	117	
MSA-SW37C-3_18	240-96812-14	112		125		125	X	110	
MSA-SW37B-3_18	240-96812-15	107		121		122	X	107	
MSA-SW37A-3_18	240-96812-16	91		106		104		92	
MSA-SW40A-3_18	240-96812-17	89		102		108		94	
MSA-SW38C-3_18	240-96812-18	113		131		131	X	117	
MSA-SW38D-3_18	240-96812-19	114		125		129	X	114	
MSA-SW44A-3_18	240-96812-20	102		113		115		102	
MSA-SW44B-3_18	240-96812-21	94		105		107		92	
MSA-SW44C-3_18	240-96812-22	106		119		122	X	106	
EL-SW01-D-3_18	240-96812-23	97		104		108		98	
MSA-SW-41A-3_18	240-96812-24	102		112		120		106	
MSA-SW-41B-3_18	240-96812-25	87		96		96		82	
MSA-SW-41C-3_18	240-96812-26	82		93		94		84	
MSA-SW-41D-3_18	240-96812-27	100		114		115		101	
EL-SW-01-A-3_18	240-96812-28	97		112		109		99	
EL-SW-01-B-3_18	240-96812-29	101		112		108		95	
EL-SW-01-C-3_18	240-96812-30	106		118		121	X	103	
MSA-SW-42A-3_18	240-96812-31	98		109		112		97	
MSA-SW-42B-3_18	240-96812-32	109		118		121	X	104	
MSA-SW-42C-3_18	240-96812-33	104		119		114		103	
MSA-SW-42D-3_18	240-96812-34	93		105		102		93	
MSA-SW-45A-3_18	240-96812-35	101		115		112		100	

	QC LIMITS
DBFM = Dibromofluoromethane (Surr)	69-124
DCA = 1,2-Dichloroethane-d4 (Surr)	61-138
TOL = Toluene-d8 (Surr)	73-120
BFB = 4-Bromofluorobenzene (Surr)	69-120

Column to be used to flag recovery values

FORM II 8260C

FORM II
GC/MS VOA SURROGATE RECOVERY

Lab Name: TestAmerica Canton Job No.: 240-96812-1

SDG No.:

Matrix: Water Level: Low

GC Column (1): DB-624 ID: 0.18(mm)

Client Sample ID	Lab Sample ID	DBFM #	DCA #	TOL #	BFB #
MSA-SW-45B-3_18	240-96812-36	94	106	105	92
MSA-SW-45C-3_18	240-96812-37	108	124	121 X	98
MSA-SW-45D-3_18	240-96812-38	87	94	99	88
MSA-SW-39D-3_18	240-96812-39	105	117	121 X	106
MSA-SW-43C-3_18	240-96812-40	100	115	118	102
MSA-SW-43D-3_18	240-96812-41	97	109	111	96
MSA-SW-39A-3_18	240-96812-42	87	100	101	84
MSA-SW-39B-3_18	240-96812-43	99	116	114	97
MSA-SW-39C-3_18	240-96812-44	95	112	109	94
TRIP BLANK	240-96812-45	97	110	114	101
	MB 240-331811/9	107	118	115	104
	MB 240-332009/8	99	111	115	97
	MB 240-332047/9	102	117	115	101
	MB 240-332291/10	99	113	113	101
	LCS 240-331811/6	110	118	116	113
	LCS 240-332009/5	99	109	116	111
	LCS 240-332047/6	84	94	101	97
	LCS 240-332291/6	97	104	108	101
	240-96848-B-2 MS	91	100	104	100
	240-96905-B-1 MS	93	103	109	103
	240-96848-B-3 MS	95	109	115	107
	240-96848-B-2 MSD	103	110	115	111
	240-96905-B-1 MSD	100	109	117	110
	240-96848-B-3 MSD	108	121	125 X	119

	QC LIMITS
DBFM = Dibromofluoromethane (Surr)	69-124
DCA = 1,2-Dichloroethane-d4 (Surr)	61-138
TOL = Toluene-d8 (Surr)	73-120
BFB = 4-Bromofluorobenzene (Surr)	69-120

Column to be used to flag recovery values

FORM II 8260C

FORM III
GC/MS VOA LAB CONTROL SAMPLE RECOVERY

Lab Name: TestAmerica Canton Job No.: 240-96812-1

SDG No.:

Matrix: Water Level: Low Lab File ID: U1264471.D

Lab ID: LCS 240-331811/6 Client ID:

COMPOUND	SPIKE ADDED (ug/L)	LCS CONCENTRATION (ug/L)	LCS % REC	QC LIMITS REC	#
1,1,1,2-Tetrachloroethane	20.0	19.9	100	73-136	
1,1,1-Trichloroethane	20.0	20.6	103	64-147	
1,1,2,2-Tetrachloroethane	20.0	22.2	111	58-122	
1,1,2-Trichloro-1,2,2-trichfluoroethane	20.0	21.1	106	65-144	
1,1-Dichloroethane	20.0	23.4	117	74-120	
1,1-Dichloroethene	20.0	25.8	129	65-127	*
1,1-Dichloropropene	20.0	22.5	112	80-122	
1,2,3-Trichlorobenzene	20.0	16.7	84	31-144	
1,2,3-Trichloropropane	20.0	21.0	105	53-134	
1,2,4-Trichlorobenzene	20.0	17.4	87	34-141	
1,2,4-Trimethylbenzene	20.0	23.4	117	80-120	
1,2-Dibromo-3-Chloropropane	20.0	18.4	92	50-130	
1,2-Dichlorobenzene	20.0	19.9	100	80-120	
1,2-Dichloroethane	20.0	22.2	111	68-133	
1,2-Dichloropropane	20.0	23.8	119	78-127	
1,3-Dichlorobenzene	20.0	20.3	101	80-120	
1,3-Dichloropropane	20.0	21.4	107	71-124	
1,4-Dichlorobenzene	20.0	19.6	98	80-120	
2,2-Dichloropropane	20.0	21.5	108	32-178	
2-Chloroethyl vinyl ether	20.0	23.5	118	58-123	
2-Chlorotoluene	20.0	21.7	108	80-120	
2-Hexanone	40.0	44.3	111	28-169	
Bromobenzene	20.0	19.3	97	73-120	
Bromochloromethane	20.0	21.2	106	78-120	
4-Chlorotoluene	20.0	21.4	107	79-120	
p-Isopropyltoluene	20.0	23.1	116	78-125	
Acetone	40.0	43.7	109	35-131	
Benzene	20.0	22.8	114	79-120	
Bromoform	20.0	17.2	86	55-145	
Bromomethane	20.0	22.7	113	17-158	
Carbon disulfide	20.0	21.8	109	49-141	
Carbon tetrachloride	20.0	20.2	101	55-171	
Chlorobenzene	20.0	20.8	104	80-120	
Chloroethane	20.0	25.4	127	10-149	
Chloroform	20.0	21.9	109	80-120	
Chloromethane	20.0	22.3	111	59-124	
cis-1,2-Dichloroethene	20.0	19.6	98	77-120	
cis-1,3-Dichloropropene	20.0	23.6	118	75-120	
Hexachlorobutadiene	20.0	17.0	85	36-146	
Dibromomethane	20.0	16.4	82	80-120	
Bromodichloromethane	20.0	22.7	114	79-125	

Column to be used to flag recovery and RPD values

FORM III 8260C

FORM III
GC/MS VOA LAB CONTROL SAMPLE RECOVERY

Lab Name: TestAmerica Canton Job No.: 240-96812-1

SDG No.:

Matrix: Water Level: Low Lab File ID: U1264471.D

Lab ID: LCS 240-331811/6 Client ID:

COMPOUND	SPIKE ADDED (ug/L)	LCS CONCENTRATION (ug/L)	LCS % REC	QC LIMITS REC	#
Dichlorodifluoromethane	20.0	14.3	71	42-141	
Ethylbenzene	20.0	21.6	108	80-120	
1,2-Dibromoethane	20.0	19.3	96	80-120	
Naphthalene	20.0	18.1	90	31-127	
m-Xylene & p-Xylene	20.0	21.7	108	80-120	
n-Butylbenzene	20.0	24.4	122	60-137	
Isopropylbenzene	20.0	22.7	113	80-128	
n-Propylbenzene	20.0	22.5	113	76-120	
2-Butanone	40.0	41.5	104	43-149	
4-Methyl-2-pentanone	40.0	42.4	106	53-144	
sec-Butylbenzene	20.0	23.2	116	76-124	
Methyl tert-butyl ether	20.0	23.6	118	73-120	
Methylene Chloride	20.0	24.7	124	64-140	
o-Xylene	20.0	22.3	112	80-120	
Styrene	20.0	22.0	110	80-121	
tert-Butylbenzene	20.0	22.4	112	79-120	
Tetrachloroethene	20.0	18.1	91	80-122	
Toluene	20.0	22.6	113	78-120	
trans-1,2-Dichloroethene	20.0	25.0	125	74-124	*
trans-1,3-Dichloropropene	20.0	21.3	106	67-120	
Trichloroethene	20.0	19.3	96	76-124	
Trichlorofluoromethane	20.0	22.1	111	27-176	
Vinyl acetate	20.0	28.2	141	42-141	
Vinyl chloride	20.0	24.0	120	65-124	
tert-Butyl alcohol	200	223	112	52-136	
Xylenes, Total	40.0	44.0	110	80-120	
Dibromochloromethane	20.0	19.3	97	64-129	

Column to be used to flag recovery and RPD values

FORM III 8260C

FORM III
GC/MS VOA LAB CONTROL SAMPLE RECOVERY

Lab Name: TestAmerica Canton Job No.: 240-96812-1

SDG No.:

Matrix: Water Level: Low Lab File ID: U1264521.D

Lab ID: LCS 240-332009/5 Client ID:

COMPOUND	SPIKE ADDED (ug/L)	LCS CONCENTRATION (ug/L)	LCS % REC	QC LIMITS REC	#
1,1,1,2-Tetrachloroethane	20.0	19.6	98	73-136	
1,1,1-Trichloroethane	20.0	19.0	95	64-147	
1,1,2,2-Tetrachloroethane	20.0	22.5	113	58-122	
1,1,2-Trichloro-1,2,2-trichfluoroethane	20.0	20.8	104	65-144	
1,1-Dichloroethane	20.0	21.1	106	74-120	
1,1-Dichloroethene	20.0	23.9	119	65-127	
1,1-Dichloropropene	20.0	20.6	103	80-122	
1,2,3-Trichlorobenzene	20.0	17.0	85	31-144	
1,2,3-Trichloropropane	20.0	20.3	102	53-134	
1,2,4-Trichlorobenzene	20.0	17.5	87	34-141	
1,2,4-Trimethylbenzene	20.0	23.8	119	80-120	
1,2-Dibromo-3-Chloropropane	20.0	18.4	92	50-130	
1,2-Dichlorobenzene	20.0	19.9	99	80-120	
1,2-Dichloroethane	20.0	20.6	103	68-133	
1,2-Dichloropropane	20.0	21.9	109	78-127	
1,3-Dichlorobenzene	20.0	19.6	98	80-120	
1,3-Dichloropropane	20.0	20.7	103	71-124	
1,4-Dichlorobenzene	20.0	19.4	97	80-120	
2,2-Dichloropropane	20.0	19.5	97	32-178	
2-Chloroethyl vinyl ether	20.0	21.4	107	58-123	
2-Chlorotoluene	20.0	22.3	111	80-120	
2-Hexanone	40.0	45.4	114	28-169	
Bromobenzene	20.0	19.5	98	73-120	
Bromochloromethane	20.0	19.4	97	78-120	
4-Chlorotoluene	20.0	21.9	109	79-120	
p-Isopropyltoluene	20.0	23.2	116	78-125	
Acetone	40.0	45.6	114	35-131	
Benzene	20.0	20.7	103	79-120	
Bromoform	20.0	17.2	86	55-145	
Bromomethane	20.0	19.8	99	17-158	
Carbon disulfide	20.0	19.4	97	49-141	
Carbon tetrachloride	20.0	18.5	93	55-171	
Chlorobenzene	20.0	19.8	99	80-120	
Chloroethane	20.0	21.4	107	10-149	
Chloroform	20.0	19.7	99	80-120	
Chloromethane	20.0	18.4	92	59-124	
cis-1,2-Dichloroethene	20.0	18.0	90	77-120	
cis-1,3-Dichloropropene	20.0	21.1	106	75-120	
Hexachlorobutadiene	20.0	17.4	87	36-146	
Dibromomethane	20.0	15.1	76	80-120	*
Bromodichloromethane	20.0	20.6	103	79-125	

Column to be used to flag recovery and RPD values

FORM III 8260C

FORM III
GC/MS VOA LAB CONTROL SAMPLE RECOVERY

Lab Name: TestAmerica Canton Job No.: 240-96812-1

SDG No.:

Matrix: Water Level: Low Lab File ID: U1264521.D

Lab ID: LCS 240-332009/5 Client ID:

COMPOUND	SPIKE ADDED (ug/L)	LCS CONCENTRATION (ug/L)	LCS % REC	QC LIMITS REC	#
Dichlorodifluoromethane	20.0	13.3	66	42-141	
Ethylbenzene	20.0	21.0	105	80-120	
1,2-Dibromoethane	20.0	18.9	94	80-120	
Naphthalene	20.0	18.7	93	31-127	
m-Xylene & p-Xylene	20.0	21.6	108	80-120	
n-Butylbenzene	20.0	24.3	121	60-137	
Isopropylbenzene	20.0	21.9	110	80-128	
n-Propylbenzene	20.0	22.1	111	76-120	
2-Butanone	40.0	37.7	94	43-149	
4-Methyl-2-pentanone	40.0	39.9	100	53-144	
sec-Butylbenzene	20.0	23.4	117	76-124	
Methyl tert-butyl ether	20.0	21.4	107	73-120	
Methylene Chloride	20.0	22.5	112	64-140	
o-Xylene	20.0	21.8	109	80-120	
Styrene	20.0	21.6	108	80-121	
tert-Butylbenzene	20.0	22.3	112	79-120	
Tetrachloroethene	20.0	17.7	88	80-122	
Toluene	20.0	22.0	110	78-120	
trans-1,2-Dichloroethene	20.0	22.5	112	74-124	
trans-1,3-Dichloropropene	20.0	21.1	105	67-120	
Trichloroethene	20.0	17.6	88	76-124	
Trichlorofluoromethane	20.0	20.3	101	27-176	
Vinyl acetate	20.0	25.3	127	42-141	
Vinyl chloride	20.0	19.9	99	65-124	
tert-Butyl alcohol	200	209	105	52-136	
Xylenes, Total	40.0	43.4	109	80-120	
Dibromochloromethane	20.0	18.7	94	64-129	

Column to be used to flag recovery and RPD values

FORM III 8260C

FORM III
GC/MS VOA LAB CONTROL SAMPLE RECOVERY

Lab Name: TestAmerica Canton Job No.: 240-96812-1

SDG No.:

Matrix: Water Level: Low Lab File ID: U1264549.D

Lab ID: LCS 240-332047/6 Client ID:

COMPOUND	SPIKE ADDED (ug/L)	LCS CONCENTRATION (ug/L)	LCS % REC	QC LIMITS REC	#
1,1,1,2-Tetrachloroethane	20.0	19.4	97	73-136	
1,1,1-Trichloroethane	20.0	18.6	93	64-147	
1,1,2,2-Tetrachloroethane	20.0	21.7	108	58-122	
1,1,2-Trichloro-1,2,2-trichfluoroethane	20.0	18.0	90	65-144	
1,1-Dichloroethane	20.0	20.7	103	74-120	
1,1-Dichloroethene	20.0	22.6	113	65-127	
1,1-Dichloropropene	20.0	19.5	98	80-122	
1,2,3-Trichlorobenzene	20.0	16.7	84	31-144	
1,2,3-Trichloropropane	20.0	19.8	99	53-134	
1,2,4-Trichlorobenzene	20.0	17.0	85	34-141	
1,2,4-Trimethylbenzene	20.0	22.9	115	80-120	
1,2-Dibromo-3-Chloropropane	20.0	17.4	87	50-130	
1,2-Dichlorobenzene	20.0	19.2	96	80-120	
1,2-Dichloroethane	20.0	20.3	102	68-133	
1,2-Dichloropropane	20.0	21.5	107	78-127	
1,3-Dichlorobenzene	20.0	19.2	96	80-120	
1,3-Dichloropropane	20.0	20.3	102	71-124	
1,4-Dichlorobenzene	20.0	19.0	95	80-120	
2,2-Dichloropropane	20.0	19.0	95	32-178	
2-Chloroethyl vinyl ether	20.0	19.1	95	58-123	
2-Chlorotoluene	20.0	21.0	105	80-120	
2-Hexanone	40.0	42.1	105	28-169	
Bromobenzene	20.0	18.7	94	73-120	
Bromochloromethane	20.0	18.8	94	78-120	
4-Chlorotoluene	20.0	20.5	103	79-120	
p-Isopropyltoluene	20.0	22.5	113	78-125	
Acetone	40.0	42.4	106	35-131	
Benzene	20.0	19.9	100	79-120	
Bromoform	20.0	16.4	82	55-145	
Bromomethane	20.0	18.3	91	17-158	
Carbon disulfide	20.0	18.9	95	49-141	
Carbon tetrachloride	20.0	17.6	88	55-171	
Chlorobenzene	20.0	19.2	96	80-120	
Chloroethane	20.0	20.6	103	10-149	
Chloroform	20.0	19.2	96	80-120	
Chloromethane	20.0	17.4	87	59-124	
cis-1,2-Dichloroethene	20.0	17.2	86	77-120	
cis-1,3-Dichloropropene	20.0	20.4	102	75-120	
Hexachlorobutadiene	20.0	16.7	83	36-146	
Dibromomethane	20.0	14.5	72	80-120	*
Bromodichloromethane	20.0	19.6	98	79-125	

Column to be used to flag recovery and RPD values

FORM III 8260C

FORM III
GC/MS VOA LAB CONTROL SAMPLE RECOVERY

Lab Name: TestAmerica Canton Job No.: 240-96812-1

SDG No.:

Matrix: Water Level: Low Lab File ID: U1264549.D

Lab ID: LCS 240-332047/6 Client ID:

COMPOUND	SPIKE ADDED (ug/L)	LCS CONCENTRATION (ug/L)	LCS % REC	QC LIMITS REC	#
Dichlorodifluoromethane	20.0	11.2	56	42-141	
Ethylbenzene	20.0	20.5	102	80-120	
1,2-Dibromoethane	20.0	17.8	89	80-120	
Naphthalene	20.0	17.6	88	31-127	
m-Xylene & p-Xylene	20.0	20.5	102	80-120	
n-Butylbenzene	20.0	23.8	119	60-137	
Isopropylbenzene	20.0	21.2	106	80-128	
n-Propylbenzene	20.0	21.9	109	76-120	
2-Butanone	40.0	37.0	92	43-149	
4-Methyl-2-pentanone	40.0	38.8	97	53-144	
sec-Butylbenzene	20.0	23.2	116	76-124	
Methyl tert-butyl ether	20.0	20.4	102	73-120	
Methylene Chloride	20.0	21.9	110	64-140	
o-Xylene	20.0	21.3	106	80-120	
Styrene	20.0	20.9	105	80-121	
tert-Butylbenzene	20.0	21.5	108	79-120	
Tetrachloroethene	20.0	17.5	87	80-122	
Toluene	20.0	21.8	109	78-120	
trans-1,2-Dichloroethene	20.0	21.8	109	74-124	
trans-1,3-Dichloropropene	20.0	20.2	101	67-120	
Trichloroethene	20.0	17.4	87	76-124	
Trichlorofluoromethane	20.0	17.6	88	27-176	
Vinyl acetate	20.0	24.7	123	42-141	
Vinyl chloride	20.0	18.2	91	65-124	
tert-Butyl alcohol	200	199	100	52-136	
Xylenes, Total	40.0	41.8	105	80-120	
Dibromochloromethane	20.0	17.5	88	64-129	

Column to be used to flag recovery and RPD values

FORM III 8260C

FORM III
GC/MS VOA LAB CONTROL SAMPLE RECOVERY

Lab Name: TestAmerica Canton Job No.: 240-96812-1

SDG No.:

Matrix: Water Level: Low Lab File ID: U1264607.D

Lab ID: LCS 240-332291/6 Client ID:

COMPOUND	SPIKE ADDED (ug/L)	LCS CONCENTRATION (ug/L)	LCS % REC	QC LIMITS REC	#
1,1,1,2-Tetrachloroethane	20.0	17.4	87	73-136	
1,1,1-Trichloroethane	20.0	17.7	89	64-147	
1,1,2,2-Tetrachloroethane	20.0	19.5	97	58-122	
1,1,2-Trichloro-1,2,2-trichfluoroethane	20.0	16.7	83	65-144	
1,1-Dichloroethane	20.0	19.6	98	74-120	
1,1-Dichloroethene	20.0	21.3	107	65-127	
1,1-Dichloropropene	20.0	19.4	97	80-122	
1,2,3-Trichlorobenzene	20.0	14.8	74	31-144	
1,2,3-Trichloropropane	20.0	18.0	90	53-134	
1,2,4-Trichlorobenzene	20.0	15.6	78	34-141	
1,2,4-Trimethylbenzene	20.0	20.9	104	80-120	
1,2-Dibromo-3-Chloropropane	20.0	16.2	81	50-130	
1,2-Dichlorobenzene	20.0	17.6	88	80-120	
1,2-Dichloroethane	20.0	19.0	95	68-133	
1,2-Dichloropropane	20.0	20.5	102	78-127	
1,3-Dichlorobenzene	20.0	17.9	89	80-120	
1,3-Dichloropropane	20.0	19.3	97	71-124	
1,4-Dichlorobenzene	20.0	17.4	87	80-120	
2,2-Dichloropropane	20.0	18.4	92	32-178	
2-Chloroethyl vinyl ether	20.0	20.1	100	58-123	
2-Chlorotoluene	20.0	19.8	99	80-120	
2-Hexanone	40.0	39.3	98	28-169	
Bromobenzene	20.0	16.9	85	73-120	
Bromochloromethane	20.0	18.3	91	78-120	
4-Chlorotoluene	20.0	19.6	98	79-120	
p-Isopropyltoluene	20.0	20.6	103	78-125	
Acetone	40.0	36.6	92	35-131	
Benzene	20.0	19.2	96	79-120	
Bromoform	20.0	15.3	76	55-145	
Bromomethane	20.0	19.4	97	17-158	
Carbon disulfide	20.0	18.0	90	49-141	
Carbon tetrachloride	20.0	17.2	86	55-171	
Chlorobenzene	20.0	18.7	93	80-120	
Chloroethane	20.0	21.0	105	10-149	
Chloroform	20.0	18.2	91	80-120	
Chloromethane	20.0	18.8	94	59-124	
cis-1,2-Dichloroethene	20.0	16.8	84	77-120	
cis-1,3-Dichloropropene	20.0	20.1	100	75-120	
Hexachlorobutadiene	20.0	15.5	77	36-146	
Dibromomethane	20.0	13.5	68	80-120	*
Bromodichloromethane	20.0	19.3	97	79-125	

Column to be used to flag recovery and RPD values

FORM III 8260C

FORM III
GC/MS VOA LAB CONTROL SAMPLE RECOVERY

Lab Name: TestAmerica Canton Job No.: 240-96812-1

SDG No.:

Matrix: Water Level: Low Lab File ID: U1264607.D

Lab ID: LCS 240-332291/6 Client ID:

COMPOUND	SPIKE ADDED (ug/L)	LCS CONCENTRATION (ug/L)	LCS % REC	QC LIMITS REC	#
Dichlorodifluoromethane	20.0	12.2	61	42-141	
Ethylbenzene	20.0	18.9	94	80-120	
1,2-Dibromoethane	20.0	17.1	85	80-120	
Naphthalene	20.0	16.4	82	31-127	
m-Xylene & p-Xylene	20.0	18.8	94	80-120	
n-Butylbenzene	20.0	21.4	107	60-137	
Isopropylbenzene	20.0	19.8	99	80-128	
n-Propylbenzene	20.0	20.0	100	76-120	
2-Butanone	40.0	33.4	84	43-149	
4-Methyl-2-pentanone	40.0	37.6	94	53-144	
sec-Butylbenzene	20.0	20.7	104	76-124	
Methyl tert-butyl ether	20.0	19.2	96	73-120	
Methylene Chloride	20.0	20.3	101	64-140	
o-Xylene	20.0	19.3	97	80-120	
Styrene	20.0	19.5	98	80-121	
tert-Butylbenzene	20.0	19.7	99	79-120	
Tetrachloroethene	20.0	16.2	81	80-122	
Toluene	20.0	20.2	101	78-120	
trans-1,2-Dichloroethene	20.0	20.6	103	74-124	
trans-1,3-Dichloropropene	20.0	18.5	92	67-120	
Trichloroethene	20.0	16.8	84	76-124	
Trichlorofluoromethane	20.0	17.9	90	27-176	
Vinyl acetate	20.0	23.1	116	42-141	
Vinyl chloride	20.0	19.9	100	65-124	
tert-Butyl alcohol	200	186	93	52-136	
Xylenes, Total	40.0	38.1	95	80-120	
Dibromochloromethane	20.0	16.9	85	64-129	

Column to be used to flag recovery and RPD values

FORM III 8260C

FORM III
GC/MS VOA MATRIX SPIKE RECOVERY

Lab Name: TestAmerica Canton Job No.: 240-96812-1

SDG No.:

Matrix: Water Level: Low Lab File ID: U1264495.D

Lab ID: 240-96848-B-2 MS Sample not in SDG. Client ID:

COMPOUND	SPIKE ADDED (ug/L)	SAMPLE CONCENTRATION (ug/L)	MS CONCENTRATION (ug/L)	MS % REC	QC LIMITS REC	#
1,1,1,2-Tetrachloroethane	4000	200 U	3500	87	67-142	
1,1,1-Trichloroethane	4000	200 U	3370	84	57-156	
1,1,2,2-Tetrachloroethane	4000	200 U	3840	96	51-123	
1,1,2-Trichloro-1,2,2-trichfluoroethane	4000	200 U	3420	85	58-137	
1,1-Dichloroethane	4000	200 U	3980	99	69-122	
1,1-Dichloroethene	4000	59 J	4420	109	62-127	
1,1-Dichloropropene	4000	200 U	3680	92	55-136	
1,2,3-Trichlorobenzene	4000	200 U	2730	68	40-139	
1,2,3-Trichloropropane	4000	200 U	3510	88	41-152	
1,2,4-Trichlorobenzene	4000	200 U	2880	72	26-138	
1,2,4-Trimethylbenzene	4000	200 U	3910	98	64-120	
1,2-Dibromo-3-Chloropropane	4000	1000 U	2780	70	48-130	
1,2-Dichlorobenzene	4000	200 U	3340	83	70-120	
1,2-Dichloroethane	4000	200 U	3880	97	64-138	
1,2-Dichloropropane	4000	200 U	4160	104	72-131	
1,3-Dichlorobenzene	4000	200 U	3350	84	71-120	
1,3-Dichloropropane	4000	200 U	3670	92	58-137	
1,4-Dichlorobenzene	4000	200 U	3210	80	72-120	
2,2-Dichloropropane	4000	200 U	3400	85	34-153	
2-Chloroethyl vinyl ether	4000	2000 U	3150	79	10-120	
2-Chlorotoluene	4000	200 U	3580	89	52-134	
2-Hexanone	8000	1000 U	7950	99	21-184	
Bromobenzene	4000	200 U	3200	80	59-131	
Bromochloromethane	4000	200 U	3520	88	66-132	
4-Chlorotoluene	4000	200 U	3670	92	52-133	
p-Isopropyltoluene	4000	200 U	3700	93	70-120	
Acetone	8000	1000 U	8050	101	19-133	
Benzene	4000	200 U	3810	95	69-127	
Bromoform	4000	200 U	2850	71	61-135	
Bromomethane	4000	200 U	3790	95	10-148	
Carbon disulfide	4000	200 U	3400	85	46-143	
Carbon tetrachloride	4000	200 U	3240	81	53-175	
Chlorobenzene	4000	200 U	3620	90	76-120	
Chloroethane	4000	200 U	4220	106	10-141	
Chloroform	4000	200 U	3670	92	74-125	
Chloromethane	4000	200 U	3580	89	34-127	
cis-1,2-Dichloroethene	4000	4700	7810	77	69-127	
cis-1,3-Dichloropropene	4000	200 U	3730	93	68-120	
Hexachlorobutadiene	4000	200 U	2560	64	30-134	
Dibromomethane	4000	200 U	2750	69	73-120	F1
Bromodichloromethane	4000	200 U	3680	92	75-128	

Column to be used to flag recovery and RPD values

FORM III 8260C

FORM III
GC/MS VOA MATRIX SPIKE RECOVERY

Lab Name: TestAmerica Canton Job No.: 240-96812-1

SDG No.:

Matrix: Water Level: Low Lab File ID: U1264495.D

Lab ID: 240-96848-B-2 MS Client ID:

COMPOUND	SPIKE ADDED (ug/L)	SAMPLE CONCENTRATION (ug/L)	MS CONCENTRATION (ug/L)	MS % REC	QC LIMITS REC	#
Dichlorodifluoromethane	4000	200 U	2190	55	45-130	
Ethylbenzene	4000	200 U	3700	92	72-121	
1,2-Dibromoethane	4000	200 U	3380	85	73-121	
Naphthalene	4000	200 U	2950	74	28-150	
m-Xylene & p-Xylene	4000	400 U	3610	90	70-121	
n-Butylbenzene	4000	200 U	3900	97	38-133	
Isopropylbenzene	4000	200 U	3770	94	70-132	
n-Propylbenzene	4000	200 U	3580	90	50-134	
2-Butanone	8000	1000 U	7520	94	34-153	
4-Methyl-2-pentanone	8000	1000 U	7590	95	53-147	
sec-Butylbenzene	4000	200 U	3770	94	43-133	
Methyl tert-butyl ether	4000	200 U	3950	99	67-125	
Methylene Chloride	4000	1000 U	4260	106	52-137	
o-Xylene	4000	200 U	3790	95	71-125	
Styrene	4000	200 U	3790	95	74-125	
tert-Butylbenzene	4000	200 U	3590	90	48-131	
Tetrachloroethene	4000	200 U	3130	78	69-126	
Toluene	4000	58 J	4090	101	69-125	
trans-1,2-Dichloroethene	4000	200 U	4160	104	66-131	
trans-1,3-Dichloropropene	4000	200 U	3670	92	59-120	
Trichloroethene	4000	780	4040	81	68-129	
Trichlorofluoromethane	4000	200 U	3520	88	28-172	
Vinyl acetate	4000	400 U	4430	111	51-134	
Vinyl chloride	4000	4700	8070	85	55-123	
tert-Butyl alcohol	40000	4000 U	39800	99	70-130	
Xylenes, Total	8000	400 U	7400	93	71-122	
Dibromochloromethane	4000	200 U	3180	79	62-131	

Column to be used to flag recovery and RPD values

FORM III 8260C

FORM III
GC/MS VOA MATRIX SPIKE RECOVERY

Lab Name: TestAmerica Canton Job No.: 240-96812-1

SDG No.:

Matrix: Water Level: Low Lab File ID: U1264558.D

Lab ID: 240-96905-B-1 MS Client ID:

COMPOUND	SPIKE ADDED (ug/L)	SAMPLE CONCENTRATION (ug/L)	MS CONCENTRATION (ug/L)	MS % REC	QC LIMITS REC	#
Carbon tetrachloride	125	110	207	81	53-175	
Chloroform	125	42	152	88	74-125	

Column to be used to flag recovery and RPD values

FORM III 8260C

FORM III
GC/MS VOA MATRIX SPIKE RECOVERY

Lab Name: TestAmerica Canton Job No.: 240-96812-1

SDG No.:

Matrix: Water Level: Low Lab File ID: U1264626.D

Lab ID: 240-96848-B-3 MS Sample not in SDG. Client ID:

COMPOUND	SPIKE ADDED (ug/L)	SAMPLE CONCENTRATION (ug/L)	MS CONCENTRATION (ug/L)	MS % REC	QC LIMITS REC	#
1,1,1,2-Tetrachloroethane	333	17 U	299	90	67-142	
1,1,1-Trichloroethane	333	17 U	286	86	57-156	
1,1,2,2-Tetrachloroethane	333	17 U	336	101	51-123	
1,1,2-Trichloro-1,2,2-trichfluoroethane	333	17 U	279	84	58-137	
1,1-Dichloroethane	333	17 U	319	96	69-122	
1,1-Dichloroethene	333	3.2 J	359	108	62-127	
1,1-Dichloropropene	333	17 U	312	94	55-136	
1,2,3-Trichlorobenzene	333	17 U	246	74	40-139	
1,2,3-Trichloropropane	333	17 U	292	88	41-152	
1,2,4-Trichlorobenzene	333	17 U	248	74	26-138	
1,2,4-Trimethylbenzene	333	17 U	348	104	64-120	
1,2-Dibromo-3-Chloropropane	333	83 U	245	73	48-130	
1,2-Dichlorobenzene	333	17 U	298	89	70-120	
1,2-Dichloroethane	333	17 U	318	95	64-138	
1,2-Dichloropropane	333	17 U	346	104	72-131	
1,3-Dichlorobenzene	333	17 U	297	89	71-120	
1,3-Dichloropropane	333	17 U	331	99	58-137	
1,4-Dichlorobenzene	333	17 U	289	87	72-120	
2,2-Dichloropropane	333	17 U	290	87	34-153	
2-Chloroethyl vinyl ether	333	170 U	55.0 J	16	10-120	
2-Chlorotoluene	333	17 U	318	95	52-134	
2-Hexanone	667	83 U	663	99	21-184	
Bromobenzene	333	17 U	280	84	59-131	
Bromochloromethane	333	17 U	304	91	66-132	
4-Chlorotoluene	333	17 U	313	94	52-133	
p-Isopropyltoluene	333	17 U	334	100	70-120	
Acetone	667	83 U	678	102	19-133	
Benzene	333	17 U	319	96	69-127	
Bromoform	333	17 U	237	71	61-135	
Bromomethane	333	17 U	332	100	10-148	
Carbon disulfide	333	17 U	290	87	46-143	
Carbon tetrachloride	333	17 U	264	79	53-175	
Chlorobenzene	333	17 U	312	94	76-120	
Chloroethane	333	17 U	352	106	10-141	
Chloroform	333	2.6 J	305	91	74-125	
Chloromethane	333	17 U	302	91	34-127	
cis-1,2-Dichloroethene	333	280	528	74	69-127	
cis-1,3-Dichloropropene	333	17 U	313	94	68-120	
Hexachlorobutadiene	333	17 U	237	71	30-134	
Dibromomethane	333	17 U	236	71	73-120	F1
Bromodichloromethane	333	17 U	312	94	75-128	

Column to be used to flag recovery and RPD values

FORM III 8260C

FORM III
GC/MS VOA MATRIX SPIKE RECOVERY

Lab Name: TestAmerica Canton Job No.: 240-96812-1

SDG No.:

Matrix: Water Level: Low Lab File ID: U1264626.D

Lab ID: 240-96848-B-3 MS Client ID:

COMPOUND	SPIKE ADDED (ug/L)	SAMPLE CONCENTRATION (ug/L)	MS CONCENTRATION (ug/L)	MS % REC	QC LIMITS REC	#
Dichlorodifluoromethane	333	17 U	187	56	45-130	
Ethylbenzene	333	17 U	320	96	72-121	
1,2-Dibromoethane	333	17 U	294	88	73-121	
Naphthalene	333	17 U	260	78	28-150	
m-Xylene & p-Xylene	333	33 U	319	96	70-121	
n-Butylbenzene	333	17 U	354	106	38-133	
Isopropylbenzene	333	17 U	324	97	70-132	
n-Propylbenzene	333	17 U	321	96	50-134	
2-Butanone	667	83 U	627	94	34-153	
4-Methyl-2-pentanone	667	83 U	611	92	53-147	
sec-Butylbenzene	333	17 U	342	103	43-133	
Methyl tert-butyl ether	333	17 U	318	95	67-125	
Methylene Chloride	333	83 U	354	106	52-137	
o-Xylene	333	17 U	329	99	71-125	
Styrene	333	17 U	326	98	74-125	
tert-Butylbenzene	333	17 U	330	99	48-131	
Tetrachloroethene	333	17 U	264	79	69-126	
Toluene	333	17 U	343	103	69-125	
trans-1,2-Dichloroethene	333	17 U	332	100	66-131	
trans-1,3-Dichloropropene	333	17 U	304	91	59-120	
Trichloroethene	333	130	387	78	68-129	
Trichlorofluoromethane	333	17 U	297	89	28-172	
Vinyl acetate	333	33 U	374	112	51-134	
Vinyl chloride	333	64	370	92	55-123	
tert-Butyl alcohol	3330	330 U	3170	95	70-130	
Xylenes, Total	667	33 U	648	97	71-122	
Dibromochloromethane	333	17 U	268	80	62-131	

Column to be used to flag recovery and RPD values

FORM III 8260C

FORM III
GC/MS VOA MATRIX SPIKE DUPLICATE RECOVERY

Lab Name: TestAmerica Canton Job No.: 240-96812-1

SDG No.:

Matrix: Water Level: Low Lab File ID: U1264496.D

Lab ID: 240-96848-B-2 MSD Sample not in SDG. Client ID:

COMPOUND	SPIKE ADDED (ug/L)	MSD CONCENTRATION (ug/L)	MSD % REC	% RPD	QC LIMITS RPD	QC LIMITS REC	#
1,1,1,2-Tetrachloroethane	4000	3700	92	6	18	67-142	
1,1,1-Trichloroethane	4000	3600	90	6	13	57-156	
1,1,2,2-Tetrachloroethane	4000	3930	98	2	17	51-123	
1,1,2-Trichloro-1,2,2-trichfluoroethane	4000	3500	88	3	35	58-137	
1,1-Dichloroethane	4000	3980	99	0	11	69-122	
1,1-Dichloroethene	4000	4220	104	4	14	62-127	
1,1-Dichloropropene	4000	3850	96	5	35	55-136	
1,2,3-Trichlorobenzene	4000	2880	72	5	35	40-139	
1,2,3-Trichloropropane	4000	3690	92	5	12	41-152	
1,2,4-Trichlorobenzene	4000	2980	75	3	35	26-138	
1,2,4-Trimethylbenzene	4000	4170	104	7	22	64-120	
1,2-Dibromo-3-Chloropropane	4000	3150	79	12	31	48-130	
1,2-Dichlorobenzene	4000	3560	89	6	19	70-120	
1,2-Dichloroethane	4000	3860	97	1	11	64-138	
1,2-Dichloropropane	4000	4160	104	0	12	72-131	
1,3-Dichlorobenzene	4000	3550	89	6	18	71-120	
1,3-Dichloropropane	4000	3810	95	4	35	58-137	
1,4-Dichlorobenzene	4000	3390	85	6	17	72-120	
2,2-Dichloropropane	4000	3500	88	3	35	34-153	
2-Chloroethyl vinyl ether	4000	2990	75	5	35	10-120	
2-Chlorotoluene	4000	3930	98	9	35	52-134	
2-Hexanone	8000	7560	95	5	12	21-184	
Bromobenzene	4000	3430	86	7	35	59-131	
Bromochloromethane	4000	3630	91	3	15	66-132	
4-Chlorotoluene	4000	3780	95	3	35	52-133	
p-Isopropyltoluene	4000	4000	100	8	22	70-120	
Acetone	8000	7500	94	7	35	19-133	
Benzene	4000	3920	98	3	10	69-127	
Bromoform	4000	3020	75	5	13	61-135	
Bromomethane	4000	3740	93	2	35	10-148	
Carbon disulfide	4000	3490	87	3	18	46-143	
Carbon tetrachloride	4000	3460	87	7	17	53-175	
Chlorobenzene	4000	3770	94	4	12	76-120	
Chloroethane	4000	4140	103	2	35	10-141	
Chloroform	4000	3770	94	3	11	74-125	
Chloromethane	4000	3740	93	4	25	34-127	
cis-1,2-Dichloroethene	4000	7600	72	3	11	69-127	
cis-1,3-Dichloropropene	4000	3850	96	3	13	68-120	
Hexachlorobutadiene	4000	2890	72	12	35	30-134	
Dibromomethane	4000	2820	71	3	16	73-120	F1
Bromodichloromethane	4000	3760	94	2	13	75-128	

Column to be used to flag recovery and RPD values

FORM III 8260C

FORM III
GC/MS VOA MATRIX SPIKE DUPLICATE RECOVERY

Lab Name: TestAmerica Canton Job No.: 240-96812-1

SDG No.:

Matrix: Water Level: Low Lab File ID: U1264496.D

Lab ID: 240-96848-B-2 MSD Client ID:

COMPOUND	SPIKE ADDED (ug/L)	MSD CONCENTRATION (ug/L)	MSD % REC	% RPD	QC LIMITS RPD	QC LIMITS REC	#
Dichlorodifluoromethane	4000	2290	57	5	34	45-130	
Ethylbenzene	4000	3830	96	4	15	72-121	
1,2-Dibromoethane	4000	3470	87	3	12	73-121	
Naphthalene	4000	3080	77	4	35	28-150	
m-Xylene & p-Xylene	4000	3900	98	8	15	70-121	
n-Butylbenzene	4000	4160	104	6	35	38-133	
Isopropylbenzene	4000	4000	100	6	16	70-132	
n-Propylbenzene	4000	3880	97	8	35	50-134	
2-Butanone	8000	8110	101	8	23	34-153	
4-Methyl-2-pentanone	8000	7340	92	3	16	53-147	
sec-Butylbenzene	4000	4100	103	8	35	43-133	
Methyl tert-butyl ether	4000	3790	95	4	12	67-125	
Methylene Chloride	4000	4210	105	1	12	52-137	
o-Xylene	4000	4000	100	5	15	71-125	
Styrene	4000	3960	99	4	14	74-125	
tert-Butylbenzene	4000	3910	98	9	35	48-131	
Tetrachloroethene	4000	3300	82	5	18	69-126	
Toluene	4000	4160	103	2	14	69-125	
trans-1,2-Dichloroethene	4000	4110	103	1	11	66-131	
trans-1,3-Dichloropropene	4000	3670	92	0	14	59-120	
Trichloroethene	4000	4090	83	1	12	68-129	
Trichlorofluoromethane	4000	3630	91	3	26	28-172	
Vinyl acetate	4000	4210	105	5	12	51-134	
Vinyl chloride	4000	8280	90	3	12	55-123	
tert-Butyl alcohol	40000	36900	92	7	35	70-130	
Xylenes, Total	8000	7900	99	7	14	71-122	
Dibromochloromethane	4000	3360	84	6	15	62-131	

Column to be used to flag recovery and RPD values

FORM III 8260C

FORM III
GC/MS VOA MATRIX SPIKE DUPLICATE RECOVERY

Lab Name: TestAmerica Canton Job No.: 240-96812-1

SDG No.:

Matrix: Water Level: Low Lab File ID: U1264559.D

Lab ID: 240-96905-B-1 MSD Client ID:

COMPOUND	SPIKE ADDED (ug/L)	MSD CONCENTRATION (ug/L)	MSD % REC	% RPD	QC LIMITS RPD	QC LIMITS REC	#
Carbon tetrachloride	125	215	87	4	17	53-175	
Chloroform	125	159	93	4	11	74-125	

Column to be used to flag recovery and RPD values

FORM III 8260C

FORM III
GC/MS VOA MATRIX SPIKE DUPLICATE RECOVERY

Lab Name: TestAmerica Canton Job No.: 240-96812-1

SDG No.:

Matrix: Water Level: Low Lab File ID: U1264627.D

Lab ID: 240-96848-B-3 MSD Sample not in SDG. Client ID:

COMPOUND	SPIKE ADDED (ug/L)	MSD CONCENTRATION (ug/L)	MSD % REC	% RPD	QC LIMITS RPD	QC LIMITS REC	#
1,1,1,2-Tetrachloroethane	333	343	103	14	18	67-142	
1,1,1-Trichloroethane	333	323	97	12	13	57-156	
1,1,2,2-Tetrachloroethane	333	365	110	8	17	51-123	
1,1,2-Trichloro-1,2,2-trichfluoroethane	333	293	88	5	35	58-137	
1,1-Dichloroethane	333	364	109	13	11	69-122	F2
1,1-Dichloroethene	333	402	120	11	14	62-127	
1,1-Dichloropropene	333	343	103	9	35	55-136	
1,2,3-Trichlorobenzene	333	268	80	8	35	40-139	
1,2,3-Trichloropropane	333	340	102	15	12	41-152	F2
1,2,4-Trichlorobenzene	333	283	85	13	35	26-138	
1,2,4-Trimethylbenzene	333	381	114	9	22	64-120	
1,2-Dibromo-3-Chloropropane	333	275	82	11	31	48-130	
1,2-Dichlorobenzene	333	324	97	8	19	70-120	
1,2-Dichloroethane	333	358	107	12	11	64-138	F2
1,2-Dichloropropane	333	381	114	10	12	72-131	
1,3-Dichlorobenzene	333	327	98	10	18	71-120	
1,3-Dichloropropane	333	359	108	8	35	58-137	
1,4-Dichlorobenzene	333	318	95	10	17	72-120	
2,2-Dichloropropane	333	326	98	12	35	34-153	
2-Chloroethyl vinyl ether	333	45.9 J	14	18	35	10-120	
2-Chlorotoluene	333	351	105	10	35	52-134	
2-Hexanone	667	745	112	12	12	21-184	
Bromobenzene	333	317	95	12	35	59-131	
Bromochloromethane	333	330	99	8	15	66-132	
4-Chlorotoluene	333	358	107	13	35	52-133	
p-Isopropyltoluene	333	368	110	10	22	70-120	
Acetone	667	738	111	8	35	19-133	
Benzene	333	353	106	10	10	69-127	
Bromoform	333	276	83	15	13	61-135	F2
Bromomethane	333	342	103	3	35	10-148	
Carbon disulfide	333	330	99	13	18	46-143	
Carbon tetrachloride	333	300	90	13	17	53-175	
Chlorobenzene	333	346	104	10	12	76-120	
Chloroethane	333	377	113	7	35	10-141	
Chloroform	333	333	99	9	11	74-125	
Chloromethane	333	343	103	13	25	34-127	
cis-1,2-Dichloroethene	333	590	92	11	11	69-127	
cis-1,3-Dichloropropene	333	342	103	9	13	68-120	
Hexachlorobutadiene	333	273	82	14	35	30-134	
Dibromomethane	333	260	78	10	16	73-120	
Bromodichloromethane	333	347	104	11	13	75-128	

Column to be used to flag recovery and RPD values

FORM III 8260C

FORM III
GC/MS VOA MATRIX SPIKE DUPLICATE RECOVERY

Lab Name: TestAmerica Canton Job No.: 240-96812-1

SDG No.:

Matrix: Water Level: Low Lab File ID: U1264627.D

Lab ID: 240-96848-B-3 MSD Client ID:

COMPOUND	SPIKE ADDED (ug/L)	MSD CONCENTRATION (ug/L)	MSD % REC	% RPD	QC LIMITS RPD	QC LIMITS REC	#
Dichlorodifluoromethane	333	215	64	14	34	45-130	
Ethylbenzene	333	357	107	11	15	72-121	
1,2-Dibromoethane	333	319	96	8	12	73-121	
Naphthalene	333	282	84	8	35	28-150	
m-Xylene & p-Xylene	333	353	106	10	15	70-121	
n-Butylbenzene	333	384	115	8	35	38-133	
Isopropylbenzene	333	361	108	11	16	70-132	
n-Propylbenzene	333	357	107	11	35	50-134	
2-Butanone	667	673	101	7	23	34-153	
4-Methyl-2-pentanone	667	659	99	8	16	53-147	
sec-Butylbenzene	333	367	110	7	35	43-133	
Methyl tert-butyl ether	333	358	107	12	12	67-125	
Methylene Chloride	333	388	116	9	12	52-137	
o-Xylene	333	366	110	11	15	71-125	
Styrene	333	363	109	11	14	74-125	
tert-Butylbenzene	333	354	106	7	35	48-131	
Tetrachloroethene	333	296	89	11	18	69-126	
Toluene	333	377	113	9	14	69-125	
trans-1,2-Dichloroethene	333	375	112	12	11	66-131	F2
trans-1,3-Dichloropropene	333	341	102	11	14	59-120	
Trichloroethene	333	436	93	12	12	68-129	
Trichlorofluoromethane	333	324	97	9	26	28-172	
Vinyl acetate	333	405	122	8	12	51-134	
Vinyl chloride	333	404	102	9	12	55-123	
tert-Butyl alcohol	3330	3670	110	15	35	70-130	
Xylenes, Total	667	719	108	10	14	71-122	
Dibromochloromethane	333	306	92	13	15	62-131	

Column to be used to flag recovery and RPD values

FORM III 8260C

FORM IV
GC/MS VOA METHOD BLANK SUMMARY

Lab Name: TestAmerica Canton Job No.: 240-96812-1

SDG No.:

Lab File ID: U1264474.D Lab Sample ID: MB 240-331811/9

Matrix: Water Heated Purge:(Y/N) N

Instrument ID: A3UX12 Date Analyzed: 06/15/2018 12:41

GC Column: DB-624 ID: 0.18(mm)

THIS METHOD BLANK APPLIES TO THE FOLLOWING SAMPLES:

CLIENT SAMPLE ID	LAB SAMPLE ID	LAB FILE ID	DATE ANALYZED
	LCS 240-331811/6	U1264471.D	06/15/2018 11:31
MSA-SW38B-3_18	240-96812-1	U1264488a.D	06/15/2018 18:26
MSA-SW40B-3_18	240-96812-2	U1264489.D	06/15/2018 18:49
MSA-SW40C-3_18	240-96812-3	U1264490a.D	06/15/2018 19:12
MSA-SW40D-3_18	240-96812-4	U1264491.D	06/15/2018 19:35
MSA-SW38A-3_18	240-96812-5	U1264492.D	06/15/2018 19:59
	240-96848-B-2 MS	U1264495.D	06/15/2018 21:08
	240-96848-B-2 MSD	U1264496.D	06/15/2018 21:32

FORM I
GC/MS VOA ORGANICS ANALYSIS DATA SHEET

Lab Name: TestAmerica Canton | Job No.: 240-96812-1
SDG No.:
Client Sample ID: | Lab Sample ID: MB 240-331811/9
Matrix: Water | Lab File ID: U1264474.D
Analysis Method: 8260C | Date Collected:
Sample wt/vol: 5(mL) | Date Analyzed: 06/15/2018 12:41
Soil Aliquot Vol: | Dilution Factor: 1
Soil Extract Vol.: | GC Column: DB-624 ID: 0.18(mm)
% Moisture: | Level: (low/med) Low
Analysis Batch No.: 331811 | Units: ug/L

CAS NO.	COMPOUND NAME	RESULT	Q	RL	MDL
630-20-6	1,1,1,2-Tetrachloroethane	1.0	U	1.0	0.14
71-55-6	1,1,1-Trichloroethane	1.0	U	1.0	0.24
79-34-5	1,1,2,2-Tetrachloroethane	1.0	U	1.0	0.13
76-13-1	1,1,2-Trichloro-1,2,2-trichfluoroeth ane	1.0	U	1.0	0.41
75-34-3	1,1-Dichloroethane	1.0	U	1.0	0.17
75-35-4	1,1-Dichloroethene	1.0	U	1.0	0.19
563-58-6	1,1-Dichloropropene	1.0	U	1.0	0.14
87-61-6	1,2,3-Trichlorobenzene	1.0	U	1.0	0.54
96-18-4	1,2,3-Trichloropropane	1.0	U	1.0	0.24
526-73-8	1,2,3-Trimethylbenzene	5.0	U	5.0	0.14
120-82-1	1,2,4-Trichlorobenzene	1.0	U	1.0	0.26
95-63-6	1,2,4-Trimethylbenzene	1.0	U	1.0	0.070
96-12-8	1,2-Dibromo-3-Chloropropane	5.0	U	5.0	0.91
95-50-1	1,2-Dichlorobenzene	1.0	U	1.0	0.15
107-06-2	1,2-Dichloroethane	1.0	U	1.0	0.21
78-87-5	1,2-Dichloropropane	1.0	U	1.0	0.15
541-73-1	1,3-Dichlorobenzene	1.0	U	1.0	0.15
142-28-9	1,3-Dichloropropane	1.0	U	1.0	0.21
106-46-7	1,4-Dichlorobenzene	1.0	U	1.0	0.16
594-20-7	2,2-Dichloropropane	1.0	U	1.0	0.31
110-75-8	2-Chloroethyl vinyl ether	10	U	10	0.26
95-49-8	2-Chlorotoluene	1.0	U	1.0	0.15
591-78-6	2-Hexanone	5.0	U	5.0	0.54
108-86-1	Bromobenzene	1.0	U	1.0	0.12
74-97-5	Bromochloromethane	1.0	U	1.0	0.14
106-43-4	4-Chlorotoluene	1.0	U	1.0	0.090
99-87-6	p-Isopropyltoluene	1.0	U	1.0	0.13
67-64-1	Acetone	5.0	U	5.0	5.4
71-43-2	Benzene	1.0	U	1.0	0.13
75-25-2	Bromoform	1.0	U	1.0	0.76
74-83-9	Bromomethane	1.0	U	1.0	0.42
75-15-0	Carbon disulfide	1.0	U	1.0	0.28
56-23-5	Carbon tetrachloride	1.0	U	1.0	0.26
108-90-7	Chlorobenzene	1.0	U	1.0	0.14
75-00-3	Chloroethane	1.0	U	1.0	0.83

FORM I
GC/MS VOA ORGANICS ANALYSIS DATA SHEET

Lab Name: TestAmerica Canton | Job No.: 240-96812-1
SDG No.:
Client Sample ID: | Lab Sample ID: MB 240-331811/9
Matrix: Water | Lab File ID: U1264474.D
Analysis Method: 8260C | Date Collected:
Sample wt/vol: 5(mL) | Date Analyzed: 06/15/2018 12:41
Soil Aliquot Vol: | Dilution Factor: 1
Soil Extract Vol.: | GC Column: DB-624 ID: 0.18(mm)
% Moisture: | Level: (low/med) Low
Analysis Batch No.: 331811 | Units: ug/L

CAS NO.	COMPOUND NAME	RESULT	Q	RL	MDL
67-66-3	Chloroform	1.0	U	1.0	0.13
74-87-3	Chloromethane	1.0	U	1.0	0.20
156-59-2	cis-1,2-Dichloroethene	1.0	U	1.0	0.16
10061-01-5	cis-1,3-Dichloropropene	1.0	U	1.0	0.61
87-68-3	Hexachlorobutadiene	1.0	U	1.0	0.83
74-95-3	Dibromomethane	1.0	U	1.0	0.090
75-27-4	Bromodichloromethane	1.0	U	1.0	0.17
75-71-8	Dichlorodifluoromethane	1.0	U	1.0	0.35
100-41-4	Ethylbenzene	1.0	U	1.0	0.11
106-93-4	1,2-Dibromoethane	1.0	U	1.0	0.12
108-20-3	Diisopropyl ether	5.0	U	5.0	0.17
91-20-3	Naphthalene	1.0	U	1.0	0.32
179601-23-1	m-Xylene & p-Xylene	2.0	U	2.0	0.080
104-51-8	n-Butylbenzene	1.0	U	1.0	0.14
98-82-8	Isopropylbenzene	1.0	U	1.0	0.090
103-65-1	n-Propylbenzene	1.0	U	1.0	0.15
78-93-3	2-Butanone	5.0	U	5.0	1.2
108-10-1	4-Methyl-2-pentanone	5.0	U	5.0	0.42
135-98-8	sec-Butylbenzene	1.0	U	1.0	0.13
1634-04-4	Methyl tert-butyl ether	1.0	U	1.0	0.070
994-05-8	Tert-amyl-methyl ether (TAME)	5.0	U	5.0	0.11
75-09-2	Methylene Chloride	5.0	U	5.0	2.6
95-47-6	o-Xylene	1.0	U	1.0	0.090
100-42-5	Styrene	1.0	U	1.0	0.10
637-92-3	Ethyl-t-butyl ether (ETBE)	5.0	U	5.0	0.15
98-06-6	tert-Butylbenzene	1.0	U	1.0	0.14
127-18-4	Tetrachloroethene	1.0	U	1.0	0.15
108-88-3	Toluene	1.0	U	1.0	0.14
156-60-5	trans-1,2-Dichloroethene	1.0	U	1.0	0.19
10061-02-6	trans-1,3-Dichloropropene	1.0	U	1.0	0.67
79-01-6	Trichloroethene	1.0	U	1.0	0.10
75-69-4	Trichlorofluoromethane	1.0	U	1.0	0.45
108-05-4	Vinyl acetate	2.0	U	2.0	0.19
75-01-4	Vinyl chloride	0.50	U	0.50	0.20
75-65-0	tert-Butyl alcohol	20	U	20	1.7
1330-20-7	Xylenes, Total	2.0	U	2.0	0.15

FORM I
GC/MS VOA ORGANICS ANALYSIS DATA SHEET

Lab Name: TestAmerica Canton
Job No.: 240-96812-1
SDG No.:
Client Sample ID:
Lab Sample ID: MB 240-331811/9
Matrix: Water
Lab File ID: U1264474.D
Analysis Method: 8260C
Date Collected:
Sample wt/vol: 5(mL)
Date Analyzed: 06/15/2018 12:41
Soil Aliquot Vol:
Dilution Factor: 1
Soil Extract Vol.:
GC Column: DB-624 ID: 0.18(mm)
% Moisture:
Level: (low/med) Low
Analysis Batch No.: 331811
Units: ug/L

CAS NO.	COMPOUND NAME	RESULT	Q	RL	MDL
124-48-1	Dibromochloromethane	1.0	U	1.0	0.39

CAS NO.	SURROGATE	%REC	Q	LIMITS
17060-07-0	1,2-Dichloroethane-d4 (Surr)	118		61-138
460-00-4	4-Bromofluorobenzene (Surr)	104		69-120
2037-26-5	Toluene-d8 (Surr)	115		73-120
1868-53-7	Dibromofluoromethane (Surr)	107		69-124

FORM I
GC/MS VOA ORGANICS ANALYSIS DATA SHEET
TENTATIVELY IDENTIFIED COMPOUNDS

Lab Name: TestAmerica Canton Job No.: 240-96812-1

SDG No.:

Client Sample ID: Lab Sample ID: MB 240-331811/9

Matrix: Water Lab File ID: U1264474.D

Analysis Method: 8260C Date Collected:

Sample wt/vol: 5(mL) Date Analyzed: 06/15/2018 12:41

Soil Aliquot Vol: Dilution Factor: 1

Soil Extract Vol.: GC Column: DB-624 ID: 0.18(mm)

% Moisture: Level: (low/med) Low

Analysis Batch No.: 331811 Units: ug/L

Number TICs Found: 0 TIC Result Total: 0

CAS NO.	COMPOUND NAME	RT	RESULT	Q	MATCH QUALITY
	Tentatively Identified Compound		None		

FORM I-TIC 8260C

FORM I
GC/MS VOA ORGANICS ANALYSIS DATA SHEET
TARGETED TENATIVELY IDENTIFIED COMPOUNDS

Lab Name: TestAmerica Canton Job No.: 240-96812-1

SDG No.:

Client Sample ID: Lab Sample ID: MB 240-331811/9

Matrix: Water Lab File ID: U1264474.D

Analysis Method: 8260C Date Collected:

Sample wt/vol: 5(mL) Date Analyzed: 06/15/2018 12:41

Soil Aliquot Vol: Dilution Factor: 1

Soil Extract Vol.: GC Column: DB-624 ID: 0.18(mm)

% Moisture: Level: (low/med) Low

Analysis Batch No.: 331811 Units: ug/L

CAS NO.	COMPOUND NAME	RT	RESULT	Q	MATCH QUALITY
75-45-6	Chlorodifluoromethane TIC		1.0	U	

FORM I-TIC 8260C

FORM IV
GC/MS VOA METHOD BLANK SUMMARY

Lab Name: TestAmerica Canton Job No.: 240-96812-1

SDG No.:

Lab File ID: U1264524.D Lab Sample ID: MB 240-332009/8

Matrix: Water Heated Purge:(Y/N) N

Instrument ID: A3UX12 Date Analyzed: 06/17/2018 15:56

GC Column: DB-624 ID: 0.18(mm)

THIS METHOD BLANK APPLIES TO THE FOLLOWING SAMPLES:

CLIENT SAMPLE ID	LAB SAMPLE ID	LAB FILE ID	DATE ANALYZED
	LCS 240-332009/5	U1264521.D	06/17/2018 14:47
MSA-SW44D-3_18	240-96812-6	U1264525.D	06/17/2018 16:19
MSA-SW43A-3_18	240-96812-7	U1264526.D	06/17/2018 16:42
MSA-SW47A-3_18	240-96812-8	U1264527.D	06/17/2018 17:05
MSA-SW46A-3_18	240-96812-9	U1264528.D	06/17/2018 17:28
MSA-SW48A-3_18	240-96812-10	U1264529.D	06/17/2018 17:51
MSA-SW43A-3_18	240-96812-11	U1264530a.D	06/17/2018 18:14
MSA-SW43B-3_18	240-96812-12	U1264531.D	06/17/2018 18:36
MSA-SW37D-3_18	240-96812-13	U1264532.D	06/17/2018 19:00
MSA-SW37C-3_18	240-96812-14	U1264533.D	06/17/2018 19:23
MSA-SW37B-3_18	240-96812-15	U1264534.D	06/17/2018 19:46
MSA-SW37A-3_18	240-96812-16	U1264535.D	06/17/2018 20:09
MSA-SW40A-3_18	240-96812-17	U1264536.D	06/17/2018 20:32
MSA-SW38C-3_18	240-96812-18	U1264537.D	06/17/2018 20:55
MSA-SW38D-3_18	240-96812-19	U1264538.D	06/17/2018 21:18
MSA-SW44A-3_18	240-96812-20	U1264539.D	06/17/2018 21:41
MSA-SW44B-3_18	240-96812-21	U1264540.D	06/17/2018 22:05
MSA-SW44C-3_18	240-96812-22	U1264541.D	06/17/2018 22:28
EL-SW01-D-3_18	240-96812-23	U1264542.D	06/17/2018 22:51
MSA-SW-41A-3_18	240-96812-24	U1264543.D	06/17/2018 23:15
MSA-SW-41B-3_18	240-96812-25	U1264544.D	06/17/2018 23:38

FORM I
GC/MS VOA ORGANICS ANALYSIS DATA SHEET

Lab Name: TestAmerica Canton | Job No.: 240-96812-1
SDG No.:
Client Sample ID: | Lab Sample ID: MB 240-332009/8
Matrix: Water | Lab File ID: U1264524.D
Analysis Method: 8260C | Date Collected:
Sample wt/vol: 5(mL) | Date Analyzed: 06/17/2018 15:56
Soil Aliquot Vol: | Dilution Factor: 1
Soil Extract Vol.: | GC Column: DB-624 ID: 0.18(mm)
% Moisture: | Level: (low/med) Low
Analysis Batch No.: 332009 | Units: ug/L

CAS NO.	COMPOUND NAME	RESULT	Q	RL	MDL
630-20-6	1,1,1,2-Tetrachloroethane	1.0	U	1.0	0.14
71-55-6	1,1,1-Trichloroethane	1.0	U	1.0	0.24
79-34-5	1,1,2,2-Tetrachloroethane	1.0	U	1.0	0.13
76-13-1	1,1,2-Trichloro-1,2,2-trichfluoroethane	1.0	U	1.0	0.41
75-34-3	1,1-Dichloroethane	1.0	U	1.0	0.17
75-35-4	1,1-Dichloroethene	1.0	U	1.0	0.19
563-58-6	1,1-Dichloropropene	1.0	U	1.0	0.14
87-61-6	1,2,3-Trichlorobenzene	1.0	U	1.0	0.54
96-18-4	1,2,3-Trichloropropane	1.0	U	1.0	0.24
526-73-8	1,2,3-Trimethylbenzene	5.0	U	5.0	0.14
120-82-1	1,2,4-Trichlorobenzene	1.0	U	1.0	0.26
95-63-6	1,2,4-Trimethylbenzene	1.0	U	1.0	0.070
96-12-8	1,2-Dibromo-3-Chloropropane	5.0	U	5.0	0.91
95-50-1	1,2-Dichlorobenzene	1.0	U	1.0	0.15
107-06-2	1,2-Dichloroethane	1.0	U	1.0	0.21
78-87-5	1,2-Dichloropropane	1.0	U	1.0	0.15
541-73-1	1,3-Dichlorobenzene	1.0	U	1.0	0.15
142-28-9	1,3-Dichloropropane	1.0	U	1.0	0.21
106-46-7	1,4-Dichlorobenzene	1.0	U	1.0	0.16
594-20-7	2,2-Dichloropropane	1.0	U	1.0	0.31
110-75-8	2-Chloroethyl vinyl ether	10	U	10	0.26
95-49-8	2-Chlorotoluene	1.0	U	1.0	0.15
591-78-6	2-Hexanone	5.0	U	5.0	0.54
108-86-1	Bromobenzene	1.0	U	1.0	0.12
74-97-5	Bromochloromethane	1.0	U	1.0	0.14
106-43-4	4-Chlorotoluene	1.0	U	1.0	0.090
99-87-6	p-Isopropyltoluene	1.0	U	1.0	0.13
67-64-1	Acetone	5.0	U	5.0	5.4
71-43-2	Benzene	1.0	U	1.0	0.13
75-25-2	Bromoform	1.0	U	1.0	0.76
74-83-9	Bromomethane	1.0	U	1.0	0.42
75-15-0	Carbon disulfide	1.0	U	1.0	0.28
56-23-5	Carbon tetrachloride	1.0	U	1.0	0.26
108-90-7	Chlorobenzene	1.0	U	1.0	0.14
75-00-3	Chloroethane	1.0	U	1.0	0.83

FORM I
GC/MS VOA ORGANICS ANALYSIS DATA SHEET

Lab Name: TestAmerica Canton | Job No.: 240-96812-1
SDG No.:
Client Sample ID: | Lab Sample ID: MB 240-332009/8
Matrix: Water | Lab File ID: U1264524.D
Analysis Method: 8260C | Date Collected:
Sample wt/vol: 5(mL) | Date Analyzed: 06/17/2018 15:56
Soil Aliquot Vol: | Dilution Factor: 1
Soil Extract Vol.: | GC Column: DB-624 ID: 0.18(mm)
% Moisture: | Level: (low/med) Low
Analysis Batch No.: 332009 | Units: ug/L

CAS NO.	COMPOUND NAME	RESULT	Q	RL	MDL
67-66-3	Chloroform	1.0	U	1.0	0.13
74-87-3	Chloromethane	1.0	U	1.0	0.20
156-59-2	cis-1,2-Dichloroethene	1.0	U	1.0	0.16
10061-01-5	cis-1,3-Dichloropropene	1.0	U	1.0	0.61
87-68-3	Hexachlorobutadiene	1.0	U	1.0	0.83
74-95-3	Dibromomethane	1.0	U	1.0	0.090
75-27-4	Bromodichloromethane	1.0	U	1.0	0.17
75-71-8	Dichlorodifluoromethane	1.0	U	1.0	0.35
100-41-4	Ethylbenzene	1.0	U	1.0	0.11
106-93-4	1,2-Dibromoethane	1.0	U	1.0	0.12
108-20-3	Diisopropyl ether	5.0	U	5.0	0.17
91-20-3	Naphthalene	1.0	U	1.0	0.32
179601-23-1	m-Xylene & p-Xylene	2.0	U	2.0	0.080
104-51-8	n-Butylbenzene	1.0	U	1.0	0.14
98-82-8	Isopropylbenzene	1.0	U	1.0	0.090
103-65-1	n-Propylbenzene	1.0	U	1.0	0.15
78-93-3	2-Butanone	5.0	U	5.0	1.2
108-10-1	4-Methyl-2-pentanone	5.0	U	5.0	0.42
135-98-8	sec-Butylbenzene	1.0	U	1.0	0.13
1634-04-4	Methyl tert-butyl ether	1.0	U	1.0	0.070
994-05-8	Tert-amyl-methyl ether (TAME)	5.0	U	5.0	0.11
75-09-2	Methylene Chloride	5.0	U	5.0	2.6
95-47-6	o-Xylene	1.0	U	1.0	0.090
100-42-5	Styrene	1.0	U	1.0	0.10
637-92-3	Ethyl-t-butyl ether (ETBE)	5.0	U	5.0	0.15
98-06-6	tert-Butylbenzene	1.0	U	1.0	0.14
127-18-4	Tetrachloroethene	1.0	U	1.0	0.15
108-88-3	Toluene	1.0	U	1.0	0.14
156-60-5	trans-1,2-Dichloroethene	1.0	U	1.0	0.19
10061-02-6	trans-1,3-Dichloropropene	1.0	U	1.0	0.67
79-01-6	Trichloroethene	1.0	U	1.0	0.10
75-69-4	Trichlorofluoromethane	1.0	U	1.0	0.45
108-05-4	Vinyl acetate	2.0	U	2.0	0.19
75-01-4	Vinyl chloride	0.50	U	0.50	0.20
75-65-0	tert-Butyl alcohol	20	U	20	1.7
1330-20-7	Xylenes, Total	2.0	U	2.0	0.15

FORM I
GC/MS VOA ORGANICS ANALYSIS DATA SHEET

Lab Name: TestAmerica Canton | Job No.: 240-96812-1
SDG No.:
Client Sample ID: | Lab Sample ID: MB 240-332009/8
Matrix: Water | Lab File ID: U1264524.D
Analysis Method: 8260C | Date Collected:
Sample wt/vol: 5(mL) | Date Analyzed: 06/17/2018 15:56
Soil Aliquot Vol: | Dilution Factor: 1
Soil Extract Vol.: | GC Column: DB-624 ID: 0.18(mm)
% Moisture: | Level: (low/med) Low
Analysis Batch No.: 332009 | Units: ug/L

CAS NO.	COMPOUND NAME	RESULT	Q	RL	MDL
124-48-1	Dibromochloromethane	1.0	U	1.0	0.39

CAS NO.	SURROGATE	%REC	Q	LIMITS
17060-07-0	1,2-Dichloroethane-d4 (Surr)	111		61-138
460-00-4	4-Bromofluorobenzene (Surr)	97		69-120
2037-26-5	Toluene-d8 (Surr)	115		73-120
1868-53-7	Dibromofluoromethane (Surr)	99		69-124

FORM I
GC/MS VOA ORGANICS ANALYSIS DATA SHEET
TENTATIVELY IDENTIFIED COMPOUNDS

Lab Name: TestAmerica Canton
Job No.: 240-96812-1
SDG No.:
Client Sample ID:
Lab Sample ID: MB 240-332009/8
Matrix: Water
Lab File ID: U1264524.D
Analysis Method: 8260C
Date Collected:
Sample wt/vol: 5(mL)
Date Analyzed: 06/17/2018 15:56
Soil Aliquot Vol:
Dilution Factor: 1
Soil Extract Vol.:
GC Column: DB-624 ID: 0.18(mm)
% Moisture:
Level: (low/med) Low
Analysis Batch No.: 332009
Units: ug/L
Number TICs Found: 0
TIC Result Total: 0

CAS NO.	COMPOUND NAME	RT	RESULT	Q	MATCH QUALITY
	Tentatively Identified Compound		None		

FORM I-TIC 8260C

FORM I
GC/MS VOA ORGANICS ANALYSIS DATA SHEET
TARGETED TENATIVELY IDENTIFIED COMPOUNDS

Lab Name: TestAmerica Canton Job No.: 240-96812-1

SDG No.:

Client Sample ID: Lab Sample ID: MB 240-332009/8

Matrix: Water Lab File ID: U1264524.D

Analysis Method: 8260C Date Collected:

Sample wt/vol: 5(mL) Date Analyzed: 06/17/2018 15:56

Soil Aliquot Vol: Dilution Factor: 1

Soil Extract Vol.: GC Column: DB-624 ID: 0.18(mm)

% Moisture: Level: (low/med) Low

Analysis Batch No.: 332009 Units: ug/L

CAS NO.	COMPOUND NAME	RT	RESULT	Q	MATCH QUALITY
75-45-6	Chlorodifluoromethane TIC		1.0	U	

FORM I-TIC 8260C

FORM IV
GC/MS VOA METHOD BLANK SUMMARY

Lab Name: TestAmerica Canton Job No.: 240-96812-1

SDG No.:

Lab File ID: U1264552.D Lab Sample ID: MB 240-332047/9

Matrix: Water Heated Purge:(Y/N) N

Instrument ID: A3UX12 Date Analyzed: 06/18/2018 08:45

GC Column: DB-624 ID: 0.18(mm)

THIS METHOD BLANK APPLIES TO THE FOLLOWING SAMPLES:

CLIENT SAMPLE ID	LAB SAMPLE ID	LAB FILE ID	DATE ANALYZED
	LCS 240-332047/6	U1264549.D	06/18/2018 07:36
	240-96905-B-1 MS	U1264558.D	06/18/2018 11:04
	240-96905-B-1 MSD	U1264559.D	06/18/2018 11:27
MSA-SW-41C-3_18	240-96812-26	U1264563.D	06/18/2018 13:11
MSA-SW-41D-3_18	240-96812-27	U1264564.D	06/18/2018 13:34
EL-SW-01-A-3_18	240-96812-28	U1264565.D	06/18/2018 13:57
EL-SW-01-B-3_18	240-96812-29	U1264566.D	06/18/2018 14:20
EL-SW-01-C-3_18	240-96812-30	U1264567.D	06/18/2018 14:43
MSA-SW-42A-3_18	240-96812-31	U1264568.D	06/18/2018 15:06
MSA-SW-42B-3_18	240-96812-32	U1264569.D	06/18/2018 15:30
MSA-SW-42C-3_18	240-96812-33	U1264570.D	06/18/2018 15:53
MSA-SW-42D-3_18	240-96812-34	U1264571.D	06/18/2018 16:16
MSA-SW-45A-3_18	240-96812-35	U1264572.D	06/18/2018 16:39
MSA-SW-45B-3_18	240-96812-36	U1264573.D	06/18/2018 17:02
MSA-SW-45C-3_18	240-96812-37	U1264574.D	06/18/2018 17:25

FORM I
GC/MS VOA ORGANICS ANALYSIS DATA SHEET

Lab Name: TestAmerica Canton | Job No.: 240-96812-1

SDG No.:

Client Sample ID: | Lab Sample ID: MB 240-332047/9

Matrix: Water | Lab File ID: U1264552.D

Analysis Method: 8260C | Date Collected:

Sample wt/vol: 5(mL) | Date Analyzed: 06/18/2018 08:45

Soil Aliquot Vol: | Dilution Factor: 1

Soil Extract Vol.: | GC Column: DB-624 ID: 0.18(mm)

% Moisture: | Level: (low/med) Low

Analysis Batch No.: 332047 | Units: ug/L

CAS NO.	COMPOUND NAME	RESULT	Q	RL	MDL
630-20-6	1,1,1,2-Tetrachloroethane	1.0	U	1.0	0.14
71-55-6	1,1,1-Trichloroethane	1.0	U	1.0	0.24
79-34-5	1,1,2,2-Tetrachloroethane	1.0	U	1.0	0.13
76-13-1	1,1,2-Trichloro-1,2,2-trichfluoroethane	1.0	U	1.0	0.41
75-34-3	1,1-Dichloroethane	1.0	U	1.0	0.17
75-35-4	1,1-Dichloroethene	1.0	U	1.0	0.19
563-58-6	1,1-Dichloropropene	1.0	U	1.0	0.14
87-61-6	1,2,3-Trichlorobenzene	1.0	U	1.0	0.54
96-18-4	1,2,3-Trichloropropane	1.0	U	1.0	0.24
526-73-8	1,2,3-Trimethylbenzene	5.0	U	5.0	0.14
120-82-1	1,2,4-Trichlorobenzene	1.0	U	1.0	0.26
95-63-6	1,2,4-Trimethylbenzene	1.0	U	1.0	0.070
96-12-8	1,2-Dibromo-3-Chloropropane	5.0	U	5.0	0.91
95-50-1	1,2-Dichlorobenzene	1.0	U	1.0	0.15
107-06-2	1,2-Dichloroethane	1.0	U	1.0	0.21
78-87-5	1,2-Dichloropropane	1.0	U	1.0	0.15
541-73-1	1,3-Dichlorobenzene	1.0	U	1.0	0.15
142-28-9	1,3-Dichloropropane	1.0	U	1.0	0.21
106-46-7	1,4-Dichlorobenzene	1.0	U	1.0	0.16
594-20-7	2,2-Dichloropropane	1.0	U	1.0	0.31
110-75-8	2-Chloroethyl vinyl ether	10	U	10	0.26
95-49-8	2-Chlorotoluene	1.0	U	1.0	0.15
591-78-6	2-Hexanone	5.0	U	5.0	0.54
108-86-1	Bromobenzene	1.0	U	1.0	0.12
74-97-5	Bromochloromethane	1.0	U	1.0	0.14
106-43-4	4-Chlorotoluene	1.0	U	1.0	0.090
99-87-6	p-Isopropyltoluene	1.0	U	1.0	0.13
67-64-1	Acetone	5.0	U	5.0	5.4
71-43-2	Benzene	1.0	U	1.0	0.13
75-25-2	Bromoform	1.0	U	1.0	0.76
74-83-9	Bromomethane	1.0	U	1.0	0.42
75-15-0	Carbon disulfide	1.0	U	1.0	0.28
56-23-5	Carbon tetrachloride	1.0	U	1.0	0.26
108-90-7	Chlorobenzene	1.0	U	1.0	0.14
75-00-3	Chloroethane	1.0	U	1.0	0.83

FORM I
GC/MS VOA ORGANICS ANALYSIS DATA SHEET

Lab Name: TestAmerica Canton | Job No.: 240-96812-1
SDG No.:
Client Sample ID: | Lab Sample ID: MB 240-332047/9
Matrix: Water | Lab File ID: U1264552.D
Analysis Method: 8260C | Date Collected:
Sample wt/vol: 5(mL) | Date Analyzed: 06/18/2018 08:45
Soil Aliquot Vol: | Dilution Factor: 1
Soil Extract Vol.: | GC Column: DB-624 ID: 0.18(mm)
% Moisture: | Level: (low/med) Low
Analysis Batch No.: 332047 | Units: ug/L

CAS NO.	COMPOUND NAME	RESULT	Q	RL	MDL
67-66-3	Chloroform	1.0	U	1.0	0.13
74-87-3	Chloromethane	1.0	U	1.0	0.20
156-59-2	cis-1,2-Dichloroethene	1.0	U	1.0	0.16
10061-01-5	cis-1,3-Dichloropropene	1.0	U	1.0	0.61
87-68-3	Hexachlorobutadiene	1.0	U	1.0	0.83
74-95-3	Dibromomethane	1.0	U	1.0	0.090
75-27-4	Bromodichloromethane	1.0	U	1.0	0.17
75-71-8	Dichlorodifluoromethane	1.0	U	1.0	0.35
100-41-4	Ethylbenzene	1.0	U	1.0	0.11
106-93-4	1,2-Dibromoethane	1.0	U	1.0	0.12
108-20-3	Diisopropyl ether	5.0	U	5.0	0.17
91-20-3	Naphthalene	1.0	U	1.0	0.32
179601-23-1	m-Xylene & p-Xylene	2.0	U	2.0	0.080
104-51-8	n-Butylbenzene	1.0	U	1.0	0.14
98-82-8	Isopropylbenzene	1.0	U	1.0	0.090
103-65-1	n-Propylbenzene	1.0	U	1.0	0.15
78-93-3	2-Butanone	5.0	U	5.0	1.2
108-10-1	4-Methyl-2-pentanone	5.0	U	5.0	0.42
135-98-8	sec-Butylbenzene	1.0	U	1.0	0.13
1634-04-4	Methyl tert-butyl ether	1.0	U	1.0	0.070
994-05-8	Tert-amyl-methyl ether (TAME)	5.0	U	5.0	0.11
75-09-2	Methylene Chloride	5.0	U	5.0	2.6
95-47-6	o-Xylene	1.0	U	1.0	0.090
100-42-5	Styrene	1.0	U	1.0	0.10
637-92-3	Ethyl-t-butyl ether (ETBE)	5.0	U	5.0	0.15
98-06-6	tert-Butylbenzene	1.0	U	1.0	0.14
127-18-4	Tetrachloroethene	1.0	U	1.0	0.15
108-88-3	Toluene	1.0	U	1.0	0.14
156-60-5	trans-1,2-Dichloroethene	1.0	U	1.0	0.19
10061-02-6	trans-1,3-Dichloropropene	1.0	U	1.0	0.67
79-01-6	Trichloroethene	1.0	U	1.0	0.10
75-69-4	Trichlorofluoromethane	1.0	U	1.0	0.45
108-05-4	Vinyl acetate	2.0	U	2.0	0.19
75-01-4	Vinyl chloride	0.50	U	0.50	0.20
75-65-0	tert-Butyl alcohol	20	U	20	1.7
1330-20-7	Xylenes, Total	2.0	U	2.0	0.15

FORM I
GC/MS VOA ORGANICS ANALYSIS DATA SHEET

Lab Name: TestAmerica Canton
Job No.: 240-96812-1
SDG No.:
Client Sample ID:
Lab Sample ID: MB 240-332047/9
Matrix: Water
Lab File ID: U1264552.D
Analysis Method: 8260C
Date Collected:
Sample wt/vol: 5(mL)
Date Analyzed: 06/18/2018 08:45
Soil Aliquot Vol:
Dilution Factor: 1
Soil Extract Vol.:
GC Column: DB-624 ID: 0.18(mm)
% Moisture:
Level: (low/med) Low
Analysis Batch No.: 332047
Units: ug/L

CAS NO.	COMPOUND NAME	RESULT	Q	RL	MDL
124-48-1	Dibromochloromethane	1.0	U	1.0	0.39

CAS NO.	SURROGATE	%REC	Q	LIMITS
17060-07-0	1,2-Dichloroethane-d4 (Surr)	117		61-138
460-00-4	4-Bromofluorobenzene (Surr)	101		69-120
2037-26-5	Toluene-d8 (Surr)	115		73-120
1868-53-7	Dibromofluoromethane (Surr)	102		69-124

FORM I
GC/MS VOA ORGANICS ANALYSIS DATA SHEET
TENTATIVELY IDENTIFIED COMPOUNDS

Lab Name: TestAmerica Canton
Job No.: 240-96812-1
SDG No.:
Client Sample ID:
Lab Sample ID: MB 240-332047/9
Matrix: Water
Lab File ID: U1264552.D
Analysis Method: 8260C
Date Collected:
Sample wt/vol: 5(mL)
Date Analyzed: 06/18/2018 08:45
Soil Aliquot Vol:
Dilution Factor: 1
Soil Extract Vol.:
GC Column: DB-624 ID: 0.18(mm)
% Moisture:
Level: (low/med) Low
Analysis Batch No.: 332047
Units: ug/L
Number TICs Found: 0
TIC Result Total: 0

CAS NO.	COMPOUND NAME	RT	RESULT	Q	MATCH QUALITY
	Tentatively Identified Compound		None		

FORM I-TIC 8260C

FORM I
GC/MS VOA ORGANICS ANALYSIS DATA SHEET
TARGETED TENATIVELY IDENTIFIED COMPOUNDS

Lab Name: TestAmerica Canton Job No.: 240-96812-1

SDG No.:

Client Sample ID: Lab Sample ID: MB 240-332047/9

Matrix: Water Lab File ID: U1264552.D

Analysis Method: 8260C Date Collected:

Sample wt/vol: 5(mL) Date Analyzed: 06/18/2018 08:45

Soil Aliquot Vol: Dilution Factor: 1

Soil Extract Vol.: GC Column: DB-624 ID: 0.18(mm)

% Moisture: Level: (low/med) Low

Analysis Batch No.: 332047 Units: ug/L

CAS NO.	COMPOUND NAME	RT	RESULT	Q	MATCH QUALITY
75-45-6	Chlorodifluoromethane TIC		1.0	U	

FORM I-TIC 8260C

FORM IV
GC/MS VOA METHOD BLANK SUMMARY

Lab Name: TestAmerica Canton Job No.: 240-96812-1

SDG No.:

Lab File ID: U1264611.D Lab Sample ID: MB 240-332291/10

Matrix: Water Heated Purge:(Y/N) N

Instrument ID: A3UX12 Date Analyzed: 06/19/2018 11:30

GC Column: DB-624 ID: 0.18(mm)

THIS METHOD BLANK APPLIES TO THE FOLLOWING SAMPLES:

CLIENT SAMPLE ID	LAB SAMPLE ID	LAB FILE ID	DATE ANALYZED
	LCS 240-332291/6	U1264607.D	06/19/2018 09:49
MSA-SW-45D-3_18	240-96812-38	U1264614.D	06/19/2018 13:08
MSA-SW-39D-3_18	240-96812-39	U1264615.D	06/19/2018 13:31
MSA-SW-43C-3_18	240-96812-40	U1264616.D	06/19/2018 13:54
MSA-SW-43D-3_18	240-96812-41	U1264617.D	06/19/2018 14:18
MSA-SW-39A-3_18	240-96812-42	U1264618a.D	06/19/2018 14:40
MSA-SW-39B-3_18	240-96812-43	U1264619.D	06/19/2018 15:04
MSA-SW-39C-3_18	240-96812-44	U1264620.D	06/19/2018 15:27
TRIP BLANK	240-96812-45	U1264621.D	06/19/2018 15:50
	240-96848-B-3 MS	U1264626.D	06/19/2018 17:46
	240-96848-B-3 MSD	U1264627.D	06/19/2018 18:09

FORM I
GC/MS VOA ORGANICS ANALYSIS DATA SHEET

Lab Name: TestAmerica Canton | Job No.: 240-96812-1

SDG No.:

Client Sample ID: | Lab Sample ID: MB 240-332291/10

Matrix: Water | Lab File ID: U1264611.D

Analysis Method: 8260C | Date Collected:

Sample wt/vol: 5(mL) | Date Analyzed: 06/19/2018 11:30

Soil Aliquot Vol: | Dilution Factor: 1

Soil Extract Vol.: | GC Column: DB-624 ID: 0.18(mm)

% Moisture: | Level: (low/med) Low

Analysis Batch No.: 332291 | Units: ug/L

CAS NO.	COMPOUND NAME	RESULT	Q	RL	MDL
630-20-6	1,1,1,2-Tetrachloroethane	1.0	U	1.0	0.14
71-55-6	1,1,1-Trichloroethane	1.0	U	1.0	0.24
79-34-5	1,1,2,2-Tetrachloroethane	1.0	U	1.0	0.13
76-13-1	1,1,2-Trichloro-1,2,2-trichfluoroethane	1.0	U	1.0	0.41
75-34-3	1,1-Dichloroethane	1.0	U	1.0	0.17
75-35-4	1,1-Dichloroethene	1.0	U	1.0	0.19
563-58-6	1,1-Dichloropropene	1.0	U	1.0	0.14
87-61-6	1,2,3-Trichlorobenzene	1.0	U	1.0	0.54
96-18-4	1,2,3-Trichloropropane	1.0	U	1.0	0.24
526-73-8	1,2,3-Trimethylbenzene	5.0	U	5.0	0.14
120-82-1	1,2,4-Trichlorobenzene	1.0	U	1.0	0.26
95-63-6	1,2,4-Trimethylbenzene	1.0	U	1.0	0.070
96-12-8	1,2-Dibromo-3-Chloropropane	5.0	U	5.0	0.91
95-50-1	1,2-Dichlorobenzene	1.0	U	1.0	0.15
107-06-2	1,2-Dichloroethane	1.0	U	1.0	0.21
78-87-5	1,2-Dichloropropane	1.0	U	1.0	0.15
541-73-1	1,3-Dichlorobenzene	1.0	U	1.0	0.15
142-28-9	1,3-Dichloropropane	1.0	U	1.0	0.21
106-46-7	1,4-Dichlorobenzene	1.0	U	1.0	0.16
594-20-7	2,2-Dichloropropane	1.0	U	1.0	0.31
110-75-8	2-Chloroethyl vinyl ether	10	U	10	0.26
95-49-8	2-Chlorotoluene	1.0	U	1.0	0.15
591-78-6	2-Hexanone	5.0	U	5.0	0.54
108-86-1	Bromobenzene	1.0	U	1.0	0.12
74-97-5	Bromochloromethane	1.0	U	1.0	0.14
106-43-4	4-Chlorotoluene	1.0	U	1.0	0.090
99-87-6	p-Isopropyltoluene	1.0	U	1.0	0.13
67-64-1	Acetone	5.0	U	5.0	5.4
71-43-2	Benzene	1.0	U	1.0	0.13
75-25-2	Bromoform	1.0	U	1.0	0.76
74-83-9	Bromomethane	1.0	U	1.0	0.42
75-15-0	Carbon disulfide	1.0	U	1.0	0.28
56-23-5	Carbon tetrachloride	1.0	U	1.0	0.26
108-90-7	Chlorobenzene	1.0	U	1.0	0.14
75-00-3	Chloroethane	1.0	U	1.0	0.83

FORM I
GC/MS VOA ORGANICS ANALYSIS DATA SHEET

Lab Name: TestAmerica Canton | Job No.: 240-96812-1

SDG No.:

Client Sample ID: | Lab Sample ID: MB 240-332291/10

Matrix: Water | Lab File ID: U1264611.D

Analysis Method: 8260C | Date Collected:

Sample wt/vol: 5(mL) | Date Analyzed: 06/19/2018 11:30

Soil Aliquot Vol: | Dilution Factor: 1

Soil Extract Vol.: | GC Column: DB-624 ID: 0.18(mm)

% Moisture: | Level: (low/med) Low

Analysis Batch No.: 332291 | Units: ug/L

CAS NO.	COMPOUND NAME	RESULT	Q	RL	MDL
67-66-3	Chloroform	1.0	U	1.0	0.13
74-87-3	Chloromethane	1.0	U	1.0	0.20
156-59-2	cis-1,2-Dichloroethene	0.228	J	1.0	0.16
10061-01-5	cis-1,3-Dichloropropene	1.0	U	1.0	0.61
87-68-3	Hexachlorobutadiene	1.0	U	1.0	0.83
74-95-3	Dibromomethane	1.0	U	1.0	0.090
75-27-4	Bromodichloromethane	1.0	U	1.0	0.17
75-71-8	Dichlorodifluoromethane	1.0	U	1.0	0.35
100-41-4	Ethylbenzene	1.0	U	1.0	0.11
106-93-4	1,2-Dibromoethane	1.0	U	1.0	0.12
108-20-3	Diisopropyl ether	5.0	U	5.0	0.17
91-20-3	Naphthalene	1.0	U	1.0	0.32
179601-23-1	m-Xylene & p-Xylene	2.0	U	2.0	0.080
104-51-8	n-Butylbenzene	1.0	U	1.0	0.14
98-82-8	Isopropylbenzene	1.0	U	1.0	0.090
103-65-1	n-Propylbenzene	1.0	U	1.0	0.15
78-93-3	2-Butanone	5.0	U	5.0	1.2
108-10-1	4-Methyl-2-pentanone	5.0	U	5.0	0.42
135-98-8	sec-Butylbenzene	1.0	U	1.0	0.13
1634-04-4	Methyl tert-butyl ether	1.0	U	1.0	0.070
994-05-8	Tert-amyl-methyl ether (TAME)	5.0	U	5.0	0.11
75-09-2	Methylene Chloride	5.0	U	5.0	2.6
95-47-6	o-Xylene	1.0	U	1.0	0.090
100-42-5	Styrene	1.0	U	1.0	0.10
637-92-3	Ethyl-t-butyl ether (ETBE)	5.0	U	5.0	0.15
98-06-6	tert-Butylbenzene	1.0	U	1.0	0.14
127-18-4	Tetrachloroethene	1.0	U	1.0	0.15
108-88-3	Toluene	1.0	U	1.0	0.14
156-60-5	trans-1,2-Dichloroethene	1.0	U	1.0	0.19
10061-02-6	trans-1,3-Dichloropropene	1.0	U	1.0	0.67
79-01-6	Trichloroethene	0.732	J	1.0	0.10
75-69-4	Trichlorofluoromethane	1.0	U	1.0	0.45
108-05-4	Vinyl acetate	2.0	U	2.0	0.19
75-01-4	Vinyl chloride	0.50	U	0.50	0.20
75-65-0	tert-Butyl alcohol	20	U	20	1.7
1330-20-7	Xylenes, Total	2.0	U	2.0	0.15

FORM I
GC/MS VOA ORGANICS ANALYSIS DATA SHEET

Lab Name: TestAmerica Canton
Job No.: 240-96812-1
SDG No.:
Client Sample ID:
Lab Sample ID: MB 240-332291/10
Matrix: Water
Lab File ID: U1264611.D
Analysis Method: 8260C
Date Collected:
Sample wt/vol: 5(mL)
Date Analyzed: 06/19/2018 11:30
Soil Aliquot Vol:
Dilution Factor: 1
Soil Extract Vol.:
GC Column: DB-624 ID: 0.18(mm)
% Moisture:
Level: (low/med) Low
Analysis Batch No.: 332291
Units: ug/L

CAS NO.	COMPOUND NAME	RESULT	Q	RL	MDL
124-48-1	Dibromochloromethane	1.0	U	1.0	0.39

CAS NO.	SURROGATE	%REC	Q	LIMITS
17060-07-0	1,2-Dichloroethane-d4 (Surr)	113		61-138
460-00-4	4-Bromofluorobenzene (Surr)	101		69-120
2037-26-5	Toluene-d8 (Surr)	113		73-120
1868-53-7	Dibromofluoromethane (Surr)	99		69-124

FORM I
GC/MS VOA ORGANICS ANALYSIS DATA SHEET
TENTATIVELY IDENTIFIED COMPOUNDS

Lab Name: TestAmerica Canton
Job No.: 240-96812-1
SDG No.:
Client Sample ID:
Lab Sample ID: MB 240-332291/10
Matrix: Water
Lab File ID: U1264611.D
Analysis Method: 8260C
Date Collected:
Sample wt/vol: 5(mL)
Date Analyzed: 06/19/2018 11:30
Soil Aliquot Vol:
Dilution Factor: 1
Soil Extract Vol.:
GC Column: DB-624 ID: 0.18(mm)
% Moisture:
Level: (low/med) Low
Analysis Batch No.: 332291
Units: ug/L
Number TICs Found: 0
TIC Result Total: 0

CAS NO.	COMPOUND NAME	RT	RESULT	Q	MATCH QUALITY
	Tentatively Identified Compound		None		

FORM I-TIC 8260C

FORM I
GC/MS VOA ORGANICS ANALYSIS DATA SHEET
TARGETED TENATIVELY IDENTIFIED COMPOUNDS

Lab Name: TestAmerica Canton Job No.: 240-96812-1

SDG No.:

Client Sample ID: Lab Sample ID: MB 240-332291/10

Matrix: Water Lab File ID: U1264611.D

Analysis Method: 8260C Date Collected:

Sample wt/vol: 5(mL) Date Analyzed: 06/19/2018 11:30

Soil Aliquot Vol: Dilution Factor: 1

Soil Extract Vol.: GC Column: DB-624 ID: 0.18(mm)

% Moisture: Level: (low/med) Low

Analysis Batch No.: 332291 Units: ug/L

CAS NO.	COMPOUND NAME	RT	RESULT	Q	MATCH QUALITY
75-45-6	Chlorodifluoromethane TIC		1.0	U	

FORM I-TIC 8260C

FORM V
GC/MS VOA INSTRUMENT PERFORMANCE CHECK
BROMOFLUOROBENZENE (BFB)

Lab Name: TestAmerica Canton Job No.: 240-96812-1

SDG No.:

Lab File ID: BFB3839.D BFB Injection Date: 05/24/2018

Instrument ID: A3UX12 BFB Injection Time: 11:19

Analysis Batch No.: 328331

M/E	ION ABUNDANCE CRITERIA	% RELATIVE ABUNDANCE	
50	15.0 - 40.0 % of mass 95	15.3	
75	30.0 - 60.0 % of mass 95	52.1	
95	Base Peak, 100% relative abundance	100.0	
96	5.0 - 9.0 % of mass 95	6.9	
173	Less than 2.0 % of mass 174	0.0	(0.0) 1
174	50.0 - 120.00 % of mass 95	87.1	
175	5.0 - 9.0 % of mass 174	6.9	(8.0) 1
176	95.0 - 101.0 % of mass 174	85.5	(98.2) 1
177	5.0 - 9.0 % of mass 176	5.2	(6.1) 2

1-Value is % mass 174 2-Value is % mass 176

THIS CHECK APPLIES TO THE FOLLOWING SAMPLES, MS, MSD, BLANKS AND STANDARDS:

CLIENT SAMPLE ID	LAB SAMPLE ID	LAB FILE ID	DATE ANALYZED	TIME ANALYZED
	STD8260 240-328331/10	U1263873.D	05/24/2018	12:04
	STD8260 240-328331/11	U1263874.D	05/24/2018	12:27
	STD8260 240-328331/12	U1263875.D	05/24/2018	12:51
	ICIS 240-328331/13	U1263876a.D	05/24/2018	13:14
	STD8260 240-328331/14	U1263877.D	05/24/2018	13:37
	STD8260 240-328331/15	U1263878.D	05/24/2018	14:01
	STD8260 240-328331/16	U1263879.D	05/24/2018	14:24
	STDA9 240-328331/20	U1263883.D	05/24/2018	16:09
	STDA9 240-328331/21	U1263884.D	05/24/2018	16:32
	STDA9 240-328331/22	U1263885.D	05/24/2018	16:55
	STDA9 240-328331/23	U1263886.D	05/24/2018	17:19
	STDA9 240-328331/24	U1263887.D	05/24/2018	17:42
	STDA9 240-328331/25	U1263888.D	05/24/2018	18:05
	ICV 240-328331/26	U1263889.D	05/24/2018	18:28

FORM VI
GC/MS VOA BY INTERNAL STANDARD - INITIAL CALIBRATION DATA
CURVE EVALUATION

Lab Name: TestAmerica Canton Job No.: 240-96812-1 Analy Batch No.: 328331

SDG No.:

Instrument ID: A3UX12 GC Column: DB-624 ID: 0.18(mm) Heated Purge: (Y/N) N

Calibration Start Date: 05/24/2018 12:04 Calibration End Date: 05/24/2018 14:24 Calibration ID: 45345

Calibration Files:

LEVEL:	LAB SAMPLE ID:	LAB FILE ID:
Level 1	STD8260 240-328331/10	U1263873.D
Level 2	STD8260 240-328331/11	U1263874.D
Level 3	STD8260 240-328331/12	U1263875.D
Level 4	ICIS 240-328331/13	U1263876a.D
Level 5	STD8260 240-328331/14	U1263877.D
Level 6	STD8260 240-328331/15	U1263878.D
Level 7	STD8260 240-328331/16	U1263879.D

ANALYTE	RRF					CURVE TYPE	COEFFICIENT			#	MIN RRF	%RSD	#	MAX %RSD	R^2 OR COD	#	MIN R^2 OR COD
	LVL 1 LVL 6	LVL 2 LVL 7	LVL 3	LVL 4	LVL 5		B	M1	M2								
Dichlorodifluoromethane	+++++ 0.2603	0.1596 0.2588	0.1879	0.2097	0.2205	Ave		0.2161			0.1000	18.3		20.0			
Chloromethane	0.2074 0.1888	0.1877 0.1804	0.1977	0.1856	0.1846	Ave		0.1903			0.1000	4.8		20.0			
Vinyl chloride	0.2355 0.2253	0.2131 0.2200	0.2267	0.2184	0.2153	Ave		0.2220			0.1000	3.5		20.0			
Butadiene	0.1940 0.1994	0.1514 0.1974	0.1906	0.1873	0.1866	Ave		0.1867				8.7		20.0			
Bromomethane	0.2520 0.2446	0.2310 0.2444	0.2365	0.2318	0.2332	Ave		0.2391			0.0500	3.4		20.0			
Chloroethane	+++++ 0.1670	0.1522 0.1660	0.1773	0.1694	0.1669	Ave		0.1665			0.0500	4.9		20.0			
Dichlorofluoromethane	0.4008 0.3897	0.3845 0.3741	0.4047	0.3774	0.3746	Ave		0.3865				3.2		20.0			
Trichlorofluoromethane	0.3368 0.4334	0.3271 0.4354	0.3952	0.3978	0.4019	Ave		0.3897			0.1000	11.0		20.0			
Ethyl ether	0.1493 0.1341	0.1445 0.1280	0.1452	0.1377	0.1283	Ave		0.1382				6.1		20.0			
Acrolein	+++++ 0.0159	0.0173 0.0153	0.0166	0.0153	0.0155	Ave		0.0160				5.2		20.0			
1,1-Dichloroethene	0.2449 0.2791	0.2600 0.2719	0.2932	0.2858	0.2708	Ave		0.2722			0.1000	5.9		20.0			
1,1,2-Trichloro-1,2,2-trifluoroethane	0.1633 0.2132	0.1574 0.2146	0.1765	0.2150	0.1920	Ave		0.1903			0.0500	13.1		20.0			
Acetone	0.1362 0.0312	0.0816 0.0284	0.0371	0.0355	0.0297	Lin1	0.1094	0.0290			0.0100	9.0			0.9950		0.9900
Iodomethane	0.3231 0.3397	0.3218 0.3308	0.3571	0.3402	0.3221	Ave		0.3335				3.9		20.0			

Note: The M1 coefficient is the same as Ave RRF for an Ave curve type.

FORM VI
GC/MS VOA BY INTERNAL STANDARD - INITIAL CALIBRATION DATA
CURVE EVALUATION

Lab Name: TestAmerica Canton Job No.: 240-96812-1 Analy Batch No.: 328331

SDG No.:

Instrument ID: A3UX12 GC Column: DB-624 ID: 0.18(mm) Heated Purge: (Y/N) N

Calibration Start Date: 05/24/2018 12:04 Calibration End Date: 05/24/2018 14:24 Calibration ID: 45345

ANALYTE	RRF					CURVE TYPE	COEFFICIENT			#	MIN RRF	%RSD	#	MAX %RSD	R^2 OR COD	#	MIN R^2 OR COD
	LVL 1 LVL 6	LVL 2 LVL 7	LVL 3	LVL 4	LVL 5		B	M1	M2								
Carbon disulfide	0.6495 0.5749	0.5392 0.5649	0.5900	0.5818	0.5519	Ave		0.5789			0.1000	6.2		20.0			
3-Chloro-1-propene	0.2475 0.1995	0.2215 0.1969	0.2149	0.2060	0.1896	Ave		0.2108				9.2		20.0			
Methyl acetate	+++++ 0.0774	0.0837 0.0748	0.0851	0.0806	0.0755	Ave		0.0795		*	0.1000	5.4		20.0			
Methylene Chloride	0.4380 0.1993	0.3213 0.1925	0.2268	0.2134	0.1923	Lin1	0.1303	0.1948			0.1000	6.8			0.9980		0.9900
2-Methyl-2-propanol	0.0171 0.0129	0.0156 0.0126	0.0141	0.0133	0.0121	Ave		0.0139				12.8		20.0			
Acrylonitrile	0.0417 0.0394	0.0367 0.0384	0.0414	0.0395	0.0376	Ave		0.0392				4.7		20.0			
trans-1,2-Dichloroethene	0.2490 0.2464	0.2315 0.2456	0.2530	0.2538	0.2385	Ave		0.2454			0.1000	3.3		20.0			
Methyl tert-butyl ether	0.5466 0.5478	0.5391 0.5434	0.5741	0.5509	0.5300	Ave		0.5474			0.1000	2.5		20.0			
Hexane	0.1442 0.2124	0.1444 0.2137	0.1655	0.2165	0.1829	Ave		0.1828				17.6		20.0			
1,1-Dichloroethane	0.2725 0.2856	0.2504 0.2795	0.2801	0.2750	0.2700	Ave		0.2733			0.2000	4.2		20.0			
Vinyl acetate	0.2049 0.1712	0.1486 0.1712	0.1684	0.1714	0.1637	Ave		0.1713				9.9		20.0			
2,2-Dichloropropane	0.3326 0.3112	0.3168 0.3086	0.3113	0.3073	0.2950	Ave		0.3118				3.6		20.0			
cis-1,2-Dichloroethene	0.2183 0.2381	0.2079 0.2310	0.2360	0.2380	0.2289	Ave		0.2283			0.1000	5.0		20.0			
2-Butanone (MEK)	0.0173 0.0168	0.0153 0.0169	0.0162	0.0165	0.0173	Ave		0.0166			0.0100	4.4		20.0			
Chlorobromomethane	0.1044 0.1207	0.1401 0.1163	0.1338	0.1249	0.1142	Ave		0.1221				9.9		20.0			
Tetrahydrofuran	0.0443 0.0288	0.0332 0.0272	0.0329	0.0292	0.0268	Ave		0.0318				19.2		20.0			
Chloroform	0.3438 0.3710	0.3124 0.3603	0.3733	0.3631	0.3548	Ave		0.3541			0.2000	5.9		20.0			
1,1,1-Trichloroethane	0.3716 0.3736	0.3211 0.3687	0.3683	0.3664	0.3544	Ave		0.3606			0.1000	5.1		20.0			
Cyclohexane	0.2329 0.3488	0.2672 0.3461	0.3014	0.3503	0.3172	Ave		0.3091			0.1000	14.7		20.0			
1,1-Dichloropropene	0.2929 0.2971	0.2649 0.2887	0.2947	0.3019	0.2853	Ave		0.2894				4.2		20.0			

Note: The M1 coefficient is the same as Ave RRF for an Ave curve type.

FORM VI
GC/MS VOA BY INTERNAL STANDARD - INITIAL CALIBRATION DATA
CURVE EVALUATION

Lab Name: TestAmerica Canton Job No.: 240-96812-1 Analy Batch No.: 328331

SDG No.:

Instrument ID: A3UX12 GC Column: DB-624 ID: 0.18(mm) Heated Purge: (Y/N) N

Calibration Start Date: 05/24/2018 12:04 Calibration End Date: 05/24/2018 14:24 Calibration ID: 45345

ANALYTE	RRF					CURVE TYPE	COEFFICIENT			#	MIN RRF	%RSD	#	MAX %RSD	R^2 OR COD	#	MIN R^2 OR COD
	LVL 1 LVL 6	LVL 2 LVL 7	LVL 3	LVL 4	LVL 5		B	M1	M2								
Carbon tetrachloride	0.2662 0.3269	0.2488 0.3244	0.3003	0.3102	0.3070	Ave		0.2977			0.1000	9.9		20.0			
Isobutyl alcohol	0.0029 0.0027	0.0033 0.0026	0.0027	0.0027	0.0028	Ave		0.0028				8.3		20.0			
Benzene	0.8220 0.8347	0.8632 0.8053	0.8648	0.8617	0.8164	Ave		0.8383			0.5000	3.0		20.0			
1,2-Dichloroethane	0.2781 0.2490	0.2459 0.2375	0.2674	0.2543	0.2422	Ave		0.2535			0.1000	5.7		20.0			
n-Heptane	+++++ 0.1461	0.7106 0.1358	0.1626	0.1663	0.1391	Lin1	0.5718	0.1267				11.1			0.9960		0.9900
Trichloroethene	0.2773 0.2678	0.2388 0.2554	0.2699	0.2673	0.2548	Ave		0.2616			0.1500	4.9		20.0			
Methylcyclohexane	0.3305 0.4054	0.2970 0.4008	0.3354	0.4164	0.3766	Ave		0.3660			0.1000	12.4		20.0			
1,2-Dichloropropane	0.1712 0.1672	0.1493 0.1616	0.1772	0.1756	0.1655	Ave		0.1668			0.1000	5.7		20.0			
Dibromomethane	0.1515 0.1343	0.1266 0.1299	0.1422	0.1375	0.1292	Ave		0.1359				6.4		20.0			
1,4-Dioxane	+++++ 0.0009	0.0006 0.0009	0.0009	0.0010	0.0009	Ave		0.0009				13.1		20.0			
Dichlorobromomethane	0.2416 0.2938	0.2446 0.2857	0.2836	0.2940	0.2801	Ave		0.2748			0.1500	8.1		20.0			
2-Chloroethyl vinyl ether	0.0806 0.0946	0.0897 0.0919	0.1013	0.0967	0.0908	Ave		0.0922				7.0		20.0			
cis-1,3-Dichloropropene	0.3014 0.3094	0.2730 0.3008	0.3091	0.3181	0.2975	Ave		0.3013			0.1500	4.7		20.0			
4-Methyl-2-pentanone (MIBK)	0.1140 0.1171	0.1013 0.1094	0.1240	0.1197	0.1134	Ave		0.1141			0.0500	6.4		20.0			
Toluene	1.3467 1.3118	1.1191 1.2374	1.3358	1.3489	1.2626	Ave		1.2803			0.4000	6.5		20.0			
trans-1,3-Dichloropropene	0.3185 0.3610	0.3260 0.3476	0.3434	0.3500	0.3436	Ave		0.3414			0.1000	4.3		20.0			
Ethyl methacrylate	0.2428 0.2914	0.1957 0.2820	0.2901	0.2943	0.2828	Ave		0.2684				13.6		20.0			
1,1,2-Trichloroethane	0.2852 0.2262	0.2091 0.2131	0.2311	0.2343	0.2150	Ave		0.2306			0.1000	11.2		20.0			
Tetrachloroethene	0.3640 0.3537	0.3678 0.3338	0.3594	0.3555	0.3378	Ave		0.3532			0.1500	3.6		20.0			
1,3-Dichloropropane	0.3663 0.3709	0.3736 0.3436	0.3924	0.3874	0.3539	Ave		0.3697				4.7		20.0			

Note: The M1 coefficient is the same as Ave RRF for an Ave curve type.

FORM VI
GC/MS VOA BY INTERNAL STANDARD - INITIAL CALIBRATION DATA
CURVE EVALUATION

Lab Name: TestAmerica Canton Job No.: 240-96812-1 Analy Batch No.: 328331

SDG No.:

Instrument ID: A3UX12 GC Column: DB-624 ID: 0.18(mm) Heated Purge: (Y/N) N

Calibration Start Date: 05/24/2018 12:04 Calibration End Date: 05/24/2018 14:24 Calibration ID: 45345

ANALYTE	RRF					CURVE TYPE	COEFFICIENT			#	MIN RRF	%RSD	#	MAX %RSD	R^2 OR COD	#	MIN R^2 OR COD
	LVL 1 LVL 6	LVL 2 LVL 7	LVL 3	LVL 4	LVL 5		B	M1	M2								
2-Hexanone	0.1137 0.1004	0.0944 0.0942	0.0980	0.1077	0.0963	Ave		0.1007			0.0500	7.3		20.0			
Chlorodibromomethane	0.2426 0.2756	0.2085 0.2695	0.2562	0.2580	0.2589	Ave		0.2528				8.8		20.0			
Ethylene Dibromide	0.2253 0.2319	0.2226 0.2237	0.2249	0.2389	0.2258	Ave		0.2276				2.5		20.0			
Chlorobenzene	0.9032 0.8827	0.8855 0.8358	0.9087	0.9064	0.8416	Ave		0.8806			0.3000	3.4		20.0			
1,1,1,2-Tetrachloroethane	0.2269 0.3044	0.2708 0.2998	0.2923	0.3039	0.2896	Ave		0.2840				9.8		20.0			
Ethylbenzene	0.5365 0.5247	0.4708 0.4913	0.5155	0.5171	0.4914	Ave		0.5068				4.5		20.0			
m-Xylene & p-Xylene	0.5462 0.6441	0.5853 0.6064	0.6290	0.6595	0.6120	Ave		0.6118				6.2		20.0			
o-Xylene	0.5661 0.6282	0.5236 0.5896	0.6127	0.6224	0.5928	Ave		0.5908				6.2		20.0			
Styrene	0.8186 1.0437	0.8060 1.0026	0.9867	1.0463	0.9911	Ave		0.9564			0.3000	10.6		20.0			
Bromoform	0.1105 0.1602	0.1050 0.1610	0.1327	0.1459	0.1493	Ave		0.1378			0.1000	16.4		20.0			
Isopropylbenzene	1.3938 1.6579	1.3584 1.5726	1.6265	1.6491	1.6098	Ave		1.5526			0.1000	8.0		20.0			
1,1,2,2-Tetrachloroethane	0.5045 0.4821	0.5217 0.4622	0.5362	0.5136	0.4747	Ave		0.4993			0.3000	5.4		20.0			
Bromobenzene	0.7775 0.6744	0.6592 0.6375	0.7145	0.6830	0.6534	Ave		0.6856				6.9		20.0			
1,2,3-Trichloropropane	0.2212 0.1853	0.1986 0.1774	0.2004	0.2035	0.1816	Ave		0.1954				7.8		20.0			
trans-1,4-Dichloro-2-butene	0.1209 0.1066	0.1082 0.1041	0.1067	0.1106	0.1087	Ave		0.1094				5.0		20.0			
N-Propylbenzene	0.7810 0.8362	0.7719 0.7988	0.8577	0.8470	0.8190	Ave		0.8159				4.1		20.0			
2-Chlorotoluene	0.5876 0.6916	0.6326 0.6547	0.7137	0.7013	0.6731	Ave		0.6649				6.6		20.0			
1,3,5-Trimethylbenzene	2.1686 2.4046	2.1972 2.2268	2.5058	2.4349	2.3842	Ave		2.3317				5.7		20.0			
4-Chlorotoluene	0.6197 0.7362	0.7190 0.6968	0.7891	0.7523	0.7173	Ave		0.7186				7.3		20.0			
tert-Butylbenzene	1.8792 2.1952	2.1226 2.0625	2.2747	2.2647	2.1429	Ave		2.1345				6.4		20.0			

Note: The M1 coefficient is the same as Ave RRF for an Ave curve type.

FORM VI
GC/MS VOA BY INTERNAL STANDARD - INITIAL CALIBRATION DATA
CURVE EVALUATION

Lab Name: TestAmerica Canton Job No.: 240-96812-1 Analy Batch No.: 328331

SDG No.:

Instrument ID: A3UX12 GC Column: DB-624 ID: 0.18(mm) Heated Purge: (Y/N) N

Calibration Start Date: 05/24/2018 12:04 Calibration End Date: 05/24/2018 14:24 Calibration ID: 45345

ANALYTE	RRF					CURVE TYPE	COEFFICIENT			#	MIN RRF	%RSD	#	MAX %RSD	R^2 OR COD	#	MIN R^2 OR COD
	LVL 1 LVL 6	LVL 2 LVL 7	LVL 3	LVL 4	LVL 5		B	M1	M2								
1,2,4-Trimethylbenzene	2.1653 2.4838	2.1121 2.3064	2.5623	2.5789	2.4738	Ave		2.3832				8.0		20.0			
sec-Butylbenzene	2.7737 3.1879	2.9667 2.9457	3.2622	3.2796	3.1613	Ave		3.0824				6.2		20.0			
1,3-Dichlorobenzene	1.5385 1.4184	1.3127 1.3284	1.4509	1.4168	1.3707	Ave		1.4052			0.6000	5.5		20.0			
4-Isopropyltoluene	2.2676 2.7935	2.2972 2.6408	2.8270	2.9023	2.7638	Ave		2.6417				9.8		20.0			
1,4-Dichlorobenzene	1.4706 1.4265	1.4330 1.3421	1.5140	1.4335	1.4032	Ave		1.4318			0.5000	3.7		20.0			
n-Butylbenzene	1.9934 2.2812	2.0508 2.1308	2.2919	2.4064	2.2477	Ave		2.2003				6.7		20.0			
1,2-Dichlorobenzene	1.3934 1.3187	1.2311 1.2432	1.3592	1.3305	1.2923	Ave		1.3098			0.4000	4.5		20.0			
1,2-Dibromo-3-Chloropropane	0.1032 0.1100	0.0809 0.1011	0.1044	0.1122	0.1037	Ave		0.1022			0.0500	10.0		20.0			
1,2,4-Trichlorobenzene	0.7311 0.8173	0.7877 0.7727	0.8469	0.8445	0.7941	Ave		0.7992			0.2000	5.1		20.0			
Hexachlorobutadiene	0.2879 0.3170	0.2808 0.2948	0.3381	0.3375	0.3085	Ave		0.3092				7.4		20.0			
Naphthalene	1.6292 1.8963	1.5873 1.7441	1.9389	1.9038	1.8201	Ave		1.7885				7.8		20.0			
1,2,3-Trichlorobenzene	0.7541 0.7429	0.7203 0.6908	0.7879	0.7603	0.7277	Ave		0.7406				4.2		20.0			
Dibromofluoromethane (Surr)	+++++ 0.2216	0.2440 0.2155	0.2291	0.2485	0.2201	Ave		0.2298				5.9		20.0			
1,2-Dichloroethane-d4 (Surr)	+++++ 0.2164	0.2762 0.2040	0.2290	0.2496	0.2251	Ave		0.2334				11.1		20.0			
Toluene-d8 (Surr)	+++++ 1.1675	1.1849 1.0961	1.1790	1.3154	1.1696	Ave		1.1854				6.0		20.0			
4-Bromofluorobenzene (Surr)	+++++ 0.4427	0.5009 0.4124	0.4521	0.4866	0.4365	Ave		0.4552				7.2		20.0			

Note: The M1 coefficient is the same as Ave RRF for an Ave curve type.

FORM VI
GC/MS VOA BY INTERNAL STANDARD - INITIAL CALIBRATION DATA
RESPONSE AND CONCENTRATION

Lab Name: TestAmerica Canton Job No.: 240-96812-1 Analy Batch No.: 328331

SDG No.:

Instrument ID: A3UX12 GC Column: DB-624 ID: 0.18(mm) Heated Purge: (Y/N) N

Calibration Start Date: 05/24/2018 12:04 Calibration End Date: 05/24/2018 14:24 Calibration ID: 45345

Calibration Files:

LEVEL:	LAB SAMPLE ID:	LAB FILE ID:
Level 1	STD8260 240-328331/10	U1263873.D
Level 2	STD8260 240-328331/11	U1263874.D
Level 3	STD8260 240-328331/12	U1263875.D
Level 4	ICIS 240-328331/13	U1263876a.D
Level 5	STD8260 240-328331/14	U1263877.D
Level 6	STD8260 240-328331/15	U1263878.D
Level 7	STD8260 240-328331/16	U1263879.D

ANALYTE	IS REF	CURVE TYPE	RESPONSE					CONCENTRATION (UG/L)				
			LVL 1 LVL 6	LVL 2 LVL 7	LVL 3	LVL 4	LVL 5	LVL 1 LVL 6	LVL 2 LVL 7	LVL 3	LVL 4	LVL 5
Dichlorodifluoromethane	FB	Ave	+++++ 836716	10659 1356845	129504	307447	527839	+++++ 40.0	1.00 60.0	10.0	20.0	30.0
Chloromethane	FB	Ave	6573 606767	12534 945518	136250	272132	441934	0.500 40.0	1.00 60.0	10.0	20.0	30.0
Vinyl chloride	FB	Ave	7466 724175	14233 1153367	156204	320226	515473	0.500 40.0	1.00 60.0	10.0	20.0	30.0
Butadiene	FB	Ave	6149 641049	10115 1034602	131327	274536	446820	0.500 40.0	1.00 60.0	10.0	20.0	30.0
Bromomethane	FB	Ave	7989 786266	15428 1281423	162987	339913	558324	0.500 40.0	1.00 60.0	10.0	20.0	30.0
Chloroethane	FB	Ave	+++++ 536782	10167 870008	122182	248430	399560	+++++ 40.0	1.00 60.0	10.0	20.0	30.0
Dichlorofluoromethane	FB	Ave	12704 1252708	25683 1961196	278895	553280	896806	0.500 40.0	1.00 60.0	10.0	20.0	30.0
Trichlorofluoromethane	FB	Ave	10676 1393219	21847 2282675	272303	583216	962155	0.500 40.0	1.00 60.0	10.0	20.0	30.0
Ethyl ether	FB	Ave	4731 431146	9649 670873	100073	201952	307128	0.500 40.0	1.00 60.0	10.0	20.0	30.0
Acrolein	FB	Ave	+++++ 255151	5789 401377	57110	111900	185343	+++++ 200	5.00 300	50.0	100	150
1,1-Dichloroethene	FB	Ave	7762 897045	17367 1425304	202037	418960	648405	0.500 40.0	1.00 60.0	10.0	20.0	30.0
1,1,2-Trichloro-1,2,2-trifluoroetha ne	FB	Ave	5177 685245	10512 1125177	121624	315153	459532	0.500 40.0	1.00 60.0	10.0	20.0	30.0
Acetone	FB	Lin1	8636 200513	10906 297733	51152	103989	141984	1.00 80.0	2.00 120	20.0	40.0	60.0
Iodomethane	FB	Ave	10240 1092137	21497 1733962	246046	498788	771044	0.500 40.0	1.00 60.0	10.0	20.0	30.0
Carbon disulfide	FB	Ave	20586 1848049	36013 2961360	406574	852996	1321243	0.500 40.0	1.00 60.0	10.0	20.0	30.0

FORM VI
GC/MS VOA BY INTERNAL STANDARD - INITIAL CALIBRATION DATA
RESPONSE AND CONCENTRATION

Lab Name: TestAmerica Canton Job No.: 240-96812-1 Analy Batch No.: 328331

SDG No.:

Instrument ID: A3UX12 GC Column: DB-624 ID: 0.18(mm) Heated Purge: (Y/N) N

Calibration Start Date: 05/24/2018 12:04 Calibration End Date: 05/24/2018 14:24 Calibration ID: 45345

ANALYTE	IS REF	CURVE TYPE	RESPONSE					CONCENTRATION (UG/L)				
			LVL 1 LVL 6	LVL 2 LVL 7	LVL 3	LVL 4	LVL 5	LVL 1 LVL 6	LVL 2 LVL 7	LVL 3	LVL 4	LVL 5
3-Chloro-1-propene	FB	Ave	7845 641173	14794 1032415	148046	302041	453905	0.500 40.0	1.00 60.0	10.0	20.0	30.0
Methyl acetate	FB	Ave	+++++ 497671	11179 784563	117215	236205	361615	+++++ 80.0	2.00 120	20.0	40.0	60.0
Methylene Chloride	FB	Lin1	13884 640679	21463 1009068	156249	312803	460479	0.500 40.0	1.00 60.0	10.0	20.0	30.0
2-Methyl-2-propanol	FB	Ave	5405 413396	10432 660089	96856	194350	290646	5.00 400	10.0 600	100	200	300
Acrylonitrile	FB	Ave	13224 1265136	24514 2014229	285524	578925	900156	5.00 400	10.0 600	100	200	300
trans-1,2-Dichloroethene	FB	Ave	7894 792117	15466 1287479	174318	372117	570882	0.500 40.0	1.00 60.0	10.0	20.0	30.0
Methyl tert-butyl ether	FB	Ave	17327 1760853	36007 2848507	395602	807630	1268870	0.500 40.0	1.00 60.0	10.0	20.0	30.0
Hexane	FB	Ave	4572 682811	9647 1120146	114071	317391	437966	0.500 40.0	1.00 60.0	10.0	20.0	30.0
1,1-Dichloroethane	FB	Ave	8637 918050	16722 1465220	192994	403240	646322	0.500 40.0	1.00 60.0	10.0	20.0	30.0
Vinyl acetate	FB	Ave	6494 550377	9924 897393	116069	251270	391830	0.500 40.0	1.00 60.0	10.0	20.0	30.0
2,2-Dichloropropane	FB	Ave	10542 1000311	21160 1617945	214490	450555	706156	0.500 40.0	1.00 60.0	10.0	20.0	30.0
cis-1,2-Dichloroethene	FB	Ave	6920 765388	13888 1211170	162638	348873	548052	0.500 40.0	1.00 60.0	10.0	20.0	30.0
2-Butanone (MEK)	FB	Ave	1099 107946	2039 177321	22285	48377	82812	1.00 80.0	2.00 120	20.0	40.0	60.0
Chlorobromomethane	FB	Ave	3309 387997	9357 609521	92218	183091	273510	0.500 40.0	1.00 60.0	10.0	20.0	30.0
Tetrahydrofuran	FB	Ave	2811 185117	4434 284989	45365	85475	128248	1.00 80.0	2.00 120	20.0	40.0	60.0
Chloroform	FB	Ave	10896 1192612	20868 1888956	257197	532313	849391	0.500 40.0	1.00 60.0	10.0	20.0	30.0
1,1,1-Trichloroethane	FB	Ave	11778 1201100	21445 1932932	253811	537246	848496	0.500 40.0	1.00 60.0	10.0	20.0	30.0
Cyclohexane	FB	Ave	7382 1121309	17850 1814262	207704	513648	759439	0.500 40.0	1.00 60.0	10.0	20.0	30.0
1,1-Dichloropropene	FB	Ave	9285 955093	17695 1513250	203081	442674	682919	0.500 40.0	1.00 60.0	10.0	20.0	30.0
Carbon tetrachloride	FB	Ave	8439 1050762	16620 1700503	206908	454802	735068	0.500 40.0	1.00 60.0	10.0	20.0	30.0
Isobutyl alcohol	FB	Ave	2281 219722	5559 342515	46801	99816	167628	12.5 1000	25.0 1500	250	500	750

FORM VI
GC/MS VOA BY INTERNAL STANDARD - INITIAL CALIBRATION DATA
RESPONSE AND CONCENTRATION

Lab Name: TestAmerica Canton Job No.: 240-96812-1 Analy Batch No.: 328331

SDG No.:

Instrument ID: A3UX12 GC Column: DB-624 ID: 0.18(mm) Heated Purge: (Y/N) N

Calibration Start Date: 05/24/2018 12:04 Calibration End Date: 05/24/2018 14:24 Calibration ID: 45345

ANALYTE	IS REF	CURVE TYPE	RESPONSE					CONCENTRATION (UG/L)				
			LVL 1 LVL 6	LVL 2 LVL 7	LVL 3	LVL 4	LVL 5	LVL 1 LVL 6	LVL 2 LVL 7	LVL 3	LVL 4	LVL 5
Benzene	FB	Ave	26054 2683174	57658 4221296	595916	1263408	1954561	0.500 40.0	1.00 60.0	10.0	20.0	30.0
1,2-Dichloroethane	FB	Ave	8815 800372	16427 1245124	184229	372901	579790	0.500 40.0	1.00 60.0	10.0	20.0	30.0
n-Heptane	FB	Lin1	+++++ 469684	47464 711684	112066	243761	332888	+++++ 40.0	1.00 60.0	10.0	20.0	30.0
Trichloroethene	FB	Ave	8790 860920	15949 1338647	185998	391958	610011	0.500 40.0	1.00 60.0	10.0	20.0	30.0
Methylcyclohexane	FB	Ave	10475 1303087	19836 2101031	231084	610517	901520	0.500 40.0	1.00 60.0	10.0	20.0	30.0
1,2-Dichloropropane	FB	Ave	5426 537548	9973 847063	122090	257442	396260	0.500 40.0	1.00 60.0	10.0	20.0	30.0
Dibromomethane	FB	Ave	4803 431685	8453 681210	98005	201657	309359	0.500 40.0	1.00 60.0	10.0	20.0	30.0
1,4-Dioxane	FB	Ave	+++++ 58909	859 92887	12208	28340	43042	+++++ 800	20.0 1200	200	400	600
Dichlorobromomethane	FB	Ave	7658 944342	16340 1497600	195430	430996	670514	0.500 40.0	1.00 60.0	10.0	20.0	30.0
2-Chloroethyl vinyl ether	FB	Ave	5108 608105	11983 963771	139592	283678	434942	1.00 80.0	2.00 120	20.0	40.0	60.0
cis-1,3-Dichloropropene	FB	Ave	9555 994497	18238 1577074	213023	466323	712122	0.500 40.0	1.00 60.0	10.0	20.0	30.0
4-Methyl-2-pentanone (MIBK)	FB	Ave	7226 752921	13539 1147394	170870	350895	542899	1.00 80.0	2.00 120	20.0	40.0	60.0
Toluene	CBNZ d5	Ave	33763 3383969	60013 5227197	758286	1597185	2445935	0.500 40.0	1.00 60.0	10.0	20.0	30.0
trans-1,3-Dichloropropene	CBNZ d5	Ave	7985 931257	17482 1468166	194915	414417	665678	0.500 40.0	1.00 60.0	10.0	20.0	30.0
Ethyl methacrylate	CBNZ d5	Ave	6087 751622	10497 1191373	164680	348434	547863	0.500 40.0	1.00 60.0	10.0	20.0	30.0
1,1,2-Trichloroethane	CBNZ d5	Ave	7149 583454	11216 900112	131179	277419	416554	0.500 40.0	1.00 60.0	10.0	20.0	30.0
Tetrachloroethene	CBNZ d5	Ave	9126 912389	19725 1410194	204025	420995	654320	0.500 40.0	1.00 60.0	10.0	20.0	30.0
1,3-Dichloropropane	CBNZ d5	Ave	9182 956812	20035 1451437	222736	458728	685491	0.500 40.0	1.00 60.0	10.0	20.0	30.0
2-Hexanone	CBNZ d5	Ave	5700 518082	10122 795884	111241	255113	373063	1.00 80.0	2.00 120	20.0	40.0	60.0
Chlorodibromomethane	CBNZ d5	Ave	6083 711006	11180 1138432	145413	305548	501614	0.500 40.0	1.00 60.0	10.0	20.0	30.0
Ethylene Dibromide	CBNZ d5	Ave	5649 598330	11937 944967	127659	282834	437354	0.500 40.0	1.00 60.0	10.0	20.0	30.0

FORM VI
GC/MS VOA BY INTERNAL STANDARD - INITIAL CALIBRATION DATA
RESPONSE AND CONCENTRATION

Lab Name: TestAmerica Canton Job No.: 240-96812-1 Analy Batch No.: 328331

SDG No.:

Instrument ID: A3UX12 GC Column: DB-624 ID: 0.18(mm) Heated Purge: (Y/N) N

Calibration Start Date: 05/24/2018 12:04 Calibration End Date: 05/24/2018 14:24 Calibration ID: 45345

ANALYTE	IS REF	CURVE TYPE	RESPONSE					CONCENTRATION (UG/L)				
			LVL 1 LVL 6	LVL 2 LVL 7	LVL 3	LVL 4	LVL 5	LVL 1 LVL 6	LVL 2 LVL 7	LVL 3	LVL 4	LVL 5
Chlorobenzene	CBNZ d5	Ave	22642 2277174	47489 3530784	515849	1073289	1630422	0.500 40.0	1.00 60.0	10.0	20.0	30.0
1,1,1,2-Tetrachloroethane	CBNZ d5	Ave	5688 785271	14524 1266544	165922	359896	561051	0.500 40.0	1.00 60.0	10.0	20.0	30.0
Ethylbenzene	CBNZ d5	Ave	13451 1353560	25247 2075431	292638	612293	952035	0.500 40.0	1.00 60.0	10.0	20.0	30.0
m-Xylene & p-Xylene	CBNZ d5	Ave	13693 1661542	31386 2561742	357074	780858	1185491	0.500 40.0	1.00 60.0	10.0	20.0	30.0
o-Xylene	CBNZ d5	Ave	14191 1620511	28079 2490453	347825	736984	1148412	0.500 40.0	1.00 60.0	10.0	20.0	30.0
Styrene	CBNZ d5	Ave	20523 2692449	43221 4235085	560106	1238894	1920005	0.500 40.0	1.00 60.0	10.0	20.0	30.0
Bromoform	CBNZ d5	Ave	2771 413209	5633 680252	75312	172781	289170	0.500 40.0	1.00 60.0	10.0	20.0	30.0
Isopropylbenzene	CBNZ d5	Ave	34943 4276917	72849 6643081	923332	1952636	3118455	0.500 40.0	1.00 60.0	10.0	20.0	30.0
1,1,2,2-Tetrachloroethane	DCBd 4	Ave	6482 726920	14014 1151993	162720	342254	524399	0.500 40.0	1.00 60.0	10.0	20.0	30.0
Bromobenzene	DCBd 4	Ave	9990 1016942	17706 1588832	216825	455070	721754	0.500 40.0	1.00 60.0	10.0	20.0	30.0
1,2,3-Trichloropropane	DCBd 4	Ave	2842 279423	5335 442197	60819	135587	200642	0.500 40.0	1.00 60.0	10.0	20.0	30.0
trans-1,4-Dichloro-2-butene	DCBd 4	Ave	1553 160803	2905 259472	32370	73667	120023	0.500 40.0	1.00 60.0	10.0	20.0	30.0
N-Propylbenzene	DCBd 4	Ave	10035 1260863	20733 1990915	260304	564400	904727	0.500 40.0	1.00 60.0	10.0	20.0	30.0
2-Chlorotoluene	DCBd 4	Ave	7550 1042842	16993 1631918	216589	467282	743492	0.500 40.0	1.00 60.0	10.0	20.0	30.0
1,3,5-Trimethylbenzene	DCBd 4	Ave	27866 3625921	59018 5550188	760465	1622449	2633651	0.500 40.0	1.00 60.0	10.0	20.0	30.0
4-Chlorotoluene	DCBd 4	Ave	7963 1110149	19313 1736739	239483	501248	792316	0.500 40.0	1.00 60.0	10.0	20.0	30.0
tert-Butylbenzene	DCBd 4	Ave	24147 3310251	57014 5140650	690332	1509038	2367105	0.500 40.0	1.00 60.0	10.0	20.0	30.0
1,2,4-Trimethylbenzene	DCBd 4	Ave	27823 3745450	56731 5748723	777610	1718376	2732590	0.500 40.0	1.00 60.0	10.0	20.0	30.0
sec-Butylbenzene	DCBd 4	Ave	35641 4807054	79687 7341976	990023	2185251	3492121	0.500 40.0	1.00 60.0	10.0	20.0	30.0
1,3-Dichlorobenzene	DCBd 4	Ave	19769 2138839	35261 3310983	440321	944059	1514166	0.500 40.0	1.00 60.0	10.0	20.0	30.0
4-Isopropyltoluene	DCBd 4	Ave	29137 4212380	61703 6582081	857947	1933833	3053017	0.500 40.0	1.00 60.0	10.0	20.0	30.0

FORM VI
GC/MS VOA BY INTERNAL STANDARD - INITIAL CALIBRATION DATA
RESPONSE AND CONCENTRATION

Lab Name: TestAmerica Canton Job No.: 240-96812-1 Analy Batch No.: 328331

SDG No.:

Instrument ID: A3UX12 GC Column: DB-624 ID: 0.18(mm) Heated Purge: (Y/N) N

Calibration Start Date: 05/24/2018 12:04 Calibration End Date: 05/24/2018 14:24 Calibration ID: 45345

ANALYTE	IS REF	CURVE TYPE	RESPONSE					CONCENTRATION (UG/L)				
			LVL 1 LVL 6	LVL 2 LVL 7	LVL 3	LVL 4	LVL 5	LVL 1 LVL 6	LVL 2 LVL 7	LVL 3	LVL 4	LVL 5
1,4-Dichlorobenzene	DCBd 4	Ave	18896 2150985	38491 3345122	459469	955199	1550073	0.500 40.0	1.00 60.0	10.0	20.0	30.0
n-Butylbenzene	DCBd 4	Ave	25614 3439902	55086 5310842	695561	1603447	2482925	0.500 40.0	1.00 60.0	10.0	20.0	30.0
1,2-Dichlorobenzene	DCBd 4	Ave	17905 1988542	33068 3098556	412500	886511	1427528	0.500 40.0	1.00 60.0	10.0	20.0	30.0
1,2-Dibromo-3-Chloropropane	DCBd 4	Ave	1326 165910	2173 251884	31697	74782	114565	0.500 40.0	1.00 60.0	10.0	20.0	30.0
1,2,4-Trichlorobenzene	DCBd 4	Ave	9394 1232350	21159 1925969	257019	562699	877240	0.500 40.0	1.00 60.0	10.0	20.0	30.0
Hexachlorobutadiene	DCBd 4	Ave	3700 477944	7542 734897	102618	224900	340816	0.500 40.0	1.00 60.0	10.0	20.0	30.0
Naphthalene	DCBd 4	Ave	20935 2859477	42636 4347233	588415	1268563	2010582	0.500 40.0	1.00 60.0	10.0	20.0	30.0
1,2,3-Trichlorobenzene	DCBd 4	Ave	9690 1120212	19347 1721913	239101	506574	803821	0.500 40.0	1.00 60.0	10.0	20.0	30.0
Dibromofluoromethane (Surr)	FB	Ave	+++++ 712237	16295 1129611	157886	364266	526872	+++++ 40.0	1.00 60.0	10.0	20.0	30.0
1,2-Dichloroethane-d4 (Surr)	FB	Ave	+++++ 695647	18449 1069518	157765	365938	538919	+++++ 40.0	1.00 60.0	10.0	20.0	30.0
Toluene-d8 (Surr)	CBNZ d5	Ave	+++++ 3011915	63545 4630386	669298	1557504	2265712	+++++ 40.0	1.00 60.0	10.0	20.0	30.0
4-Bromofluorobenzene (Surr)	CBNZ d5	Ave	+++++ 1142168	26861 1742177	256666	576212	845559	+++++ 40.0	1.00 60.0	10.0	20.0	30.0

Curve Type Legend:

Ave = Average ISTD
Lin1 = Linear 1/conc ISTD

FORM VI
GC/MS VOA BY INTERNAL STANDARD - INITIAL CALIBRATION DATA
READBACK PERCENT ERROR

Lab Name: TestAmerica Canton Job No.: 240-96812-1 Analy Batch No.: 328331

SDG No.:

Instrument ID: A3UX12 GC Column: DB-624 ID: 0.18(mm) Heated Purge: (Y/N) N

Calibration Start Date: 05/24/2018 12:04 Calibration End Date: 05/24/2018 14:24 Calibration ID: 45345

Calibration Files:

LEVEL:	LAB SAMPLE ID:	LAB FILE ID:
Level 1	STD8260 240-328331/10	U1263873.D
Level 2	STD8260 240-328331/11	U1263874.D
Level 3	STD8260 240-328331/12	U1263875.D
Level 4	ICIS 240-328331/13	U1263876a.D
Level 5	STD8260 240-328331/14	U1263877.D
Level 6	STD8260 240-328331/15	U1263878.D
Level 7	STD8260 240-328331/16	U1263879.D

ANALYTE	PERCENT ERROR						PERCENT ERROR LIMIT					
	LVL 1 # LVL 7 #	LVL 2 #	LVL 3 #	LVL 4 #	LVL 5 #	LVL 6 #	LVL 1 LVL 7	LVL 2	LVL 3	LVL 4	LVL 5	LVL 6
Acetone	-7.8						50					
Methylene Chloride	-8.9						50					
n-Heptane	+++++	9.6						50				

FORM VI
GC/MS VOA BY INTERNAL STANDARD - INITIAL CALIBRATION DATA
CURVE EVALUATION

Lab Name: TestAmerica Canton Job No.: 240-96812-1 Analy Batch No.: 328331

SDG No.:

Instrument ID: A3UX12 GC Column: DB-624 ID: 0.18(mm) Heated Purge: (Y/N) N

Calibration Start Date: 05/24/2018 16:09 Calibration End Date: 05/24/2018 18:05 Calibration ID: 45349

Calibration Files:

LEVEL:	LAB SAMPLE ID:	LAB FILE ID:
Level 1	STDA9 240-328331/20	U1263883.D
Level 2	STDA9 240-328331/21	U1263884.D
Level 3	STDA9 240-328331/22	U1263885.D
Level 4	STDA9 240-328331/23	U1263886.D
Level 5	STDA9 240-328331/24	U1263887.D
Level 6	STDA9 240-328331/25	U1263888.D

ANALYTE	RRF					CURVE TYPE	COEFFICIENT			#	MIN RRF	%RSD	#	MAX %RSD	R^2 OR COD	#	MIN R^2 OR COD
	LVL 1 LVL 6	LVL 2	LVL 3	LVL 4	LVL 5		B	M1	M2								
Acetonitrile	0.0149 0.0086	0.0117	0.0096	0.0091	0.0087	Lin1	0.0331	0.0087				5.1			0.9990		0.9900
Diisopropyl ether	0.2136 0.1661	0.1537	0.1706	0.1671	0.1641	Ave		0.1725				12.1		20.0			
2-Chloro-1,3-butadiene	0.2218 0.2515	0.2229	0.2470	0.2431	0.2439	Ave		0.2384				5.4		20.0			
Ethyl-t-butyl ether (ETBE)	0.4589 0.4718	0.4486	0.4746	0.4744	0.4625	Ave		0.4651				2.2		20.0			
Ethyl acetate	0.0909 0.0956	0.1013	0.0981	0.0965	0.0934	Ave		0.0960				3.8		20.0			
Propionitrile	0.0135 0.0124	0.0112	0.0123	0.0130	0.0121	Ave		0.0124				6.4		20.0			
Methacrylonitrile	0.0559 0.0581	0.0518	0.0576	0.0577	0.0565	Ave		0.0563				4.2		20.0			
Tert-amyl-methyl ether (TAME)	0.5437 0.6092	0.5168	0.5806	0.5993	0.5972	Ave		0.5745				6.3		20.0			
n-Butanol	0.0011 0.0022	0.0012	0.0018	0.0021	0.0020	Lin1	-0.019	0.0021				12.8			0.9970		0.9900
Ethyl acrylate	0.1408 0.1655	0.1361	0.1640	0.1551	0.1612	Ave		0.1538				8.1		20.0			
Methyl methacrylate	0.1001 0.0981	0.0960	0.0956	0.0962	0.0964	Ave		0.0971				1.8		20.0			
2-Nitropropane	0.0241 0.0213	0.0177	0.0173	0.0177	0.0202	Ave		0.0197				13.8		20.0			
n-Butyl acetate	0.2041 0.2537	0.2303	0.2253	0.2361	0.2392	Ave		0.2314				7.1		20.0			
1-Chlorohexane	0.4105 0.4711	0.4132	0.4259	0.4405	0.4652	Ave		0.4377				5.9		20.0			
Cyclohexanone	+++++ 0.0034	0.0033	0.0028	0.0032	0.0032	Ave		0.0032				7.3		20.0			

Note: The M1 coefficient is the same as Ave RRF for an Ave curve type.

FORM VI
GC/MS VOA BY INTERNAL STANDARD - INITIAL CALIBRATION DATA
CURVE EVALUATION

Lab Name: TestAmerica Canton Job No.: 240-96812-1 Analy Batch No.: 328331

SDG No.:

Instrument ID: A3UX12 GC Column: DB-624 ID: 0.18(mm) Heated Purge: (Y/N) N

Calibration Start Date: 05/24/2018 16:09 Calibration End Date: 05/24/2018 18:05 Calibration ID: 45349

ANALYTE	RRF					CURVE TYPE	COEFFICIENT			#	MIN RRF	%RSD	#	MAX %RSD	R^2 OR COD	#	MIN R^2 OR COD
	LVL 1 LVL 6	LVL 2	LVL 3	LVL 4	LVL 5		B	M1	M2								
Pentachloroethane	0.2700 0.3211	0.2502	0.3057	0.3057	0.3364	Ave		0.2982				10.8		20.0			
1,2,3-Trimethylbenzene	1.8506 2.6441	2.0229	2.4674	2.5828	2.6602	Ave		2.3713				14.7		20.0			
Benzyl chloride	+++++ 1.0064	0.5621	0.6642	0.8127	0.9426	Ave		0.7976				23.3	*	20.0			
1,3,5-Trichlorobenzene	0.7965 1.0155	0.8427	0.9496	1.0009	1.0090	Ave		0.9357				10.1		20.0			
2-Methylnaphthalene	0.6928 1.3694	0.7960	1.0557	1.2692	1.3391	Lin1	-0.934	1.3355				14.4			0.9970		0.9900
1-Chloro-1-fluoroethane TIC	+++++ 0.0074	+++++	0.0043	0.0087	0.0081	Ave		0.0072				27.2	*	20.0			

Note: The M1 coefficient is the same as Ave RRF for an Ave curve type.

FORM VI
GC/MS VOA BY INTERNAL STANDARD - INITIAL CALIBRATION DATA
RESPONSE AND CONCENTRATION

Lab Name: TestAmerica Canton Job No.: 240-96812-1 Analy Batch No.: 328331

SDG No.:

Instrument ID: A3UX12 GC Column: DB-624 ID: 0.18(mm) Heated Purge: (Y/N) N

Calibration Start Date: 05/24/2018 16:09 Calibration End Date: 05/24/2018 18:05 Calibration ID: 45349

Calibration Files:

LEVEL:	LAB SAMPLE ID:	LAB FILE ID:
Level 1	STDA9 240-328331/20	U1263883.D
Level 2	STDA9 240-328331/21	U1263884.D
Level 3	STDA9 240-328331/22	U1263885.D
Level 4	STDA9 240-328331/23	U1263886.D
Level 5	STDA9 240-328331/24	U1263887.D
Level 6	STDA9 240-328331/25	U1263888.D

ANALYTE	IS REF	CURVE TYPE	RESPONSE					CONCENTRATION (UG/L)				
			LVL 1 LVL 6	LVL 2	LVL 3	LVL 4	LVL 5	LVL 1 LVL 6	LVL 2	LVL 3	LVL 4	LVL 5
Acetonitrile	FB	Lin1	5250 423243	8044	67959	133267	269967	5.00 600	10.0	100	200	400
Diisopropyl ether	FB	Ave	7539 817942	10575	120398	243520	511789	0.500 60.0	1.00	10.0	20.0	40.0
2-Chloro-1,3-butadiene	FB	Ave	7826 1238431	15336	174290	354278	760814	0.500 60.0	1.00	10.0	20.0	40.0
Ethyl-t-butyl ether (ETBE)	FB	Ave	16194 2323130	30867	334911	691479	1442619	0.500 60.0	1.00	10.0	20.0	40.0
Ethyl acetate	FB	Ave	6415 941575	13940	138394	281195	582740	1.00 120	2.00	20.0	40.0	80.0
Propionitrile	FB	Ave	4770 611325	7693	86742	188891	378461	5.00 600	10.0	100	200	400
Methacrylonitrile	FB	Ave	19726 2859077	35630	406374	840863	1763537	5.00 600	10.0	100	200	400
Tert-amyl-methyl ether (TAME)	FB	Ave	19188 2999911	35557	409724	873561	1862508	0.500 60.0	1.00	10.0	20.0	40.0
n-Butanol	FB	Lin1	931 270622	2047	31540	74794	157631	12.5 1500	25.0	250	500	1000
Ethyl acrylate	FB	Ave	4969 814876	9363	115737	226113	502874	0.500 60.0	1.00	10.0	20.0	40.0
Methyl methacrylate	FB	Ave	7065 965742	13209	134968	280528	601425	1.00 120	2.00	20.0	40.0	80.0
2-Nitropropane	FB	Ave	1704 209992	2435	24345	51463	125697	1.00 120	2.00	20.0	40.0	80.0
n-Butyl acetate	CBNZ d5	Ave	5784 923078	12659	127078	266124	558797	0.500 60.0	1.00	10.0	20.0	40.0
1-Chlorohexane	CBNZ d5	Ave	11635 1714225	22715	240265	496450	1086662	0.500 60.0	1.00	10.0	20.0	40.0
Cyclohexanone	CBNZ d5	Ave	+++++ 125128	1814	15861	36026	74201	+++++ 600	10.0	100	200	400
Pentachloroethane	DCBd 4	Ave	7922 1187211	13520	176938	345649	778009	1.00 120	2.00	20.0	40.0	80.0

FORM VI
GC/MS VOA BY INTERNAL STANDARD - INITIAL CALIBRATION DATA
RESPONSE AND CONCENTRATION

Lab Name: TestAmerica Canton Job No.: 240-96812-1 Analy Batch No.: 328331

SDG No.:

Instrument ID: A3UX12 GC Column: DB-624 ID: 0.18(mm) Heated Purge: (Y/N) N

Calibration Start Date: 05/24/2018 16:09 Calibration End Date: 05/24/2018 18:05 Calibration ID: 45349

ANALYTE	IS REF	CURVE TYPE	RESPONSE					CONCENTRATION (UG/L)				
			LVL 1 LVL 6	LVL 2	LVL 3	LVL 4	LVL 5	LVL 1 LVL 6	LVL 2	LVL 3	LVL 4	LVL 5
1,2,3-Trimethylbenzene	DCBd 4	Ave	27150 4888493	54649	714091	1460244	3076169	0.500 60.0	1.00	10.0	20.0	40.0
Benzyl chloride	DCBd 4	Ave	+++++ 1860588	15185	192228	459481	1090030	+++++ 60.0	1.00	10.0	20.0	40.0
1,3,5-Trichlorobenzene	DCBd 4	Ave	11685 1877495	22765	274829	565868	1166769	0.500 60.0	1.00	10.0	20.0	40.0
2-Methylnaphthalene	DCBd 4	Lin1	20328 5063616	43010	611047	1435115	3097024	1.00 120	2.00	20.0	40.0	80.0
1-Chloro-1-fluoroethane TIC	FB	Ave	+++++ 36645	+++++	3064	12753	25187	+++++ 60.0	+++++	10.0	20.0	40.0

Curve Type Legend:

Ave = Average ISTD
Lin1 = Linear 1/conc ISTD

FORM VI
GC/MS VOA BY INTERNAL STANDARD - INITIAL CALIBRATION DATA
READBACK PERCENT ERROR

Lab Name: TestAmerica Canton Job No.: 240-96812-1 Analy Batch No.: 328331

SDG No.:

Instrument ID: A3UX12 GC Column: DB-624 ID: 0.18(mm) Heated Purge: (Y/N) N

Calibration Start Date: 05/24/2018 16:09 Calibration End Date: 05/24/2018 18:05 Calibration ID: 45349

Calibration Files:

LEVEL:	LAB SAMPLE ID:	LAB FILE ID:
Level 1	STDA9 240-328331/20	U1263883.D
Level 2	STDA9 240-328331/21	U1263884.D
Level 3	STDA9 240-328331/22	U1263885.D
Level 4	STDA9 240-328331/23	U1263886.D
Level 5	STDA9 240-328331/24	U1263887.D
Level 6	STDA9 240-328331/25	U1263888.D

ANALYTE	PERCENT ERROR						PERCENT ERROR LIMIT					
	LVL 1 #	LVL 2 #	LVL 3 #	LVL 4 #	LVL 5 #	LVL 6 #	LVL 1	LVL 2	LVL 3	LVL 4	LVL 5	LVL 6
Acetonitrile	-4.8						50					
n-Butanol	20.3						50					
2-Methylnaphthalene	21.8						50					

FORM VII
GC/MS VOA CONTINUING CALIBRATION DATA

Lab Name: TestAmerica Canton Job No.: 240-96812-1

SDG No.:

Lab Sample ID: ICV 240-328331/26 Calibration Date: 05/24/2018 18:28

Instrument ID: A3UX12 Calib Start Date: 05/24/2018 12:04

GC Column: DB-624 ID: 0.18(mm) Calib End Date: 05/24/2018 14:24

Lab File ID: U1263889.D Conc. Units: ng/uL Heated Purge: (Y/N) N

ANALYTE	CURVE TYPE	AVE RRF	RRF	MIN RRF	CALC AMOUNT	SPIKE AMOUNT	%D	MAX %D
Dibromofluoromethane (Surr)	Ave	0.2298	0.2443		0.0213	0.0200	6.3	30.0
1,2-Dichloroethane-d4 (Surr)	Ave	0.2334	0.2489		0.0213	0.0200	6.6	30.0
Toluene-d8 (Surr)	Ave	1.185	1.303		0.0220	0.0200	9.9	30.0
4-Bromofluorobenzene (Surr)	Ave	0.4552	0.4324		0.0190	0.0200	-5.0	30.0

FORM VII
GC/MS VOA CONTINUING CALIBRATION DATA

Lab Name: TestAmerica Canton Job No.: 240-96812-1

SDG No.:

Lab Sample ID: ICV 240-328331/26 Calibration Date: 05/24/2018 18:28

Instrument ID: A3UX12 Calib Start Date: 05/24/2018 16:09

GC Column: DB-624 ID: 0.18(mm) Calib End Date: 05/24/2018 18:05

Lab File ID: U1263889.D Conc. Units: ng/uL Heated Purge: (Y/N) N

ANALYTE	CURVE TYPE	AVE RRF	RRF	MIN RRF	CALC AMOUNT	SPIKE AMOUNT	%D	MAX %D
Acetonitrile	Lin1		0.0091		0.206	0.200	2.8	30.0
Diisopropyl ether	Ave	0.1725	0.1813		0.0210	0.0200	5.1	30.0
2-Chloro-1,3-butadiene	Ave	0.2384	0.2607		0.0219	0.0200	9.4	30.0
Ethyl-t-butyl ether (ETBE)	Ave	0.4651	0.5016		0.0216	0.0200	7.8	30.0
Ethyl acetate	Ave	0.0960	0.0951		0.0396	0.0400	-0.9	50.0
Propionitrile	Ave	0.0124	0.0130		0.209	0.200	4.6	30.0
Methacrylonitrile	Ave	0.0563	0.0586		0.208	0.200	4.2	30.0
Tert-amyl-methyl ether (TAME)	Ave	0.5745	0.6127		0.0213	0.0200	6.6	30.0
n-Butanol	Lin1		0.0022		0.518	0.500	3.6	30.0
Ethyl acrylate	Ave	0.1538	0.1592		0.0207	0.0200	3.5	30.0
Methyl methacrylate	Ave	0.0971	0.0975		0.0402	0.0400	0.4	30.0
2-Nitropropane	Ave	0.0197	0.0188		0.0382	0.0400	-4.5	30.0
n-Butyl acetate	Ave	0.2314	0.2409		0.0208	0.0200	4.1	30.0
1-Chlorohexane	Ave	0.4377	0.4642		0.0212	0.0200	6.0	30.0
Cyclohexanone	Ave	0.0032	0.0033		0.210	0.200	4.9	30.0
Pentachloroethane	Ave	0.2982	0.3135		0.0421	0.0400	5.1	30.0
1,2,3-Trimethylbenzene	Ave	2.371	2.696		0.0227	0.0200	13.7	30.0
Benzyl chloride	Ave	0.7976	0.8396		0.0211	0.0200	5.3	30.0
1,3,5-Trichlorobenzene	Ave	0.9357	1.031		0.0220	0.0200	10.2	30.0
2-Methylnaphthalene	Lin1		1.249		0.0381	0.0400	-4.7	30.0

FORM V
GC/MS VOA INSTRUMENT PERFORMANCE CHECK
BROMOFLUOROBENZENE (BFB)

Lab Name: TestAmerica Canton Job No.: 240-96812-1

SDG No.:

Lab File ID: BFB3856.D BFB Injection Date: 06/05/2018

Instrument ID: A3UX12 BFB Injection Time: 17:08

Analysis Batch No.: 330161

M/E	ION ABUNDANCE CRITERIA	% RELATIVE ABUNDANCE	
50	15.0 - 40.0 % of mass 95	15.0	
75	30.0 - 60.0 % of mass 95	48.8	
95	Base Peak, 100% relative abundance	100.0	
96	5.0 - 9.0 % of mass 95	7.5	
173	Less than 2.0 % of mass 174	0.0	(0.0) 1
174	50.0 - 120.00 % of mass 95	82.4	
175	5.0 - 9.0 % of mass 174	7.1	(8.6) 1
176	95.0 - 101.0 % of mass 174	78.3	(95.1) 1
177	5.0 - 9.0 % of mass 176	5.2	(6.6) 2

1-Value is % mass 174 2-Value is % mass 176

THIS CHECK APPLIES TO THE FOLLOWING SAMPLES, MS, MSD, BLANKS AND STANDARDS:

CLIENT SAMPLE ID	LAB SAMPLE ID	LAB FILE ID	DATE ANALYZED	TIME ANALYZED
	ICIS 240-330161/4	U1264191.D	06/05/2018	17:54
	ICV 240-330161/5	U1264192.D	06/05/2018	18:17
	STD8260 240-330161/9	U1264193.D	06/05/2018	18:47
	STD8260 240-330161/10	U1264194.D	06/05/2018	19:11
	STD8260 240-330161/11	U1264195.D	06/05/2018	19:34
	STD8260 240-330161/13	U1264196.D	06/05/2018	19:57
	STD8260 240-330161/14	U1264197.D	06/05/2018	20:21
	STD8260 240-330161/15	U1264198b.D	06/05/2018	20:44

FORM VI
GC/MS VOA BY INTERNAL STANDARD - INITIAL CALIBRATION DATA
CURVE EVALUATION

Lab Name: TestAmerica Canton Job No.: 240-96812-1 Analy Batch No.: 330161

SDG No.:

Instrument ID: A3UX12 GC Column: DB-624 ID: 0.18(mm) Heated Purge: (Y/N) N

Calibration Start Date: 06/05/2018 17:54 Calibration End Date: 06/05/2018 20:44 Calibration ID: 45476

Calibration Files:

LEVEL:	LAB SAMPLE ID:	LAB FILE ID:
Level 1	STD8260 240-330161/15	U1264198b.D
Level 2	STD8260 240-330161/14	U1264197.D
Level 3	STD8260 240-330161/13	U1264196.D
Level 4	ICIS 240-330161/4	U1264191.D
Level 5	STD8260 240-330161/11	U1264195.D
Level 6	STD8260 240-330161/10	U1264194.D
Level 7	STD8260 240-330161/9	U1264193.D

ANALYTE	RRF					CURVE TYPE	COEFFICIENT			#	MIN RRF	%RSD	#	MAX %RSD	R^2 OR COD	#	MIN R^2 OR COD
	LVL 1 LVL 6	LVL 2 LVL 7	LVL 3	LVL 4	LVL 5		B	M1	M2								
Dichlorodifluoromethane	0.2691 0.3808	0.3331 0.3417	0.3641	0.3729	0.4050	Ave		0.3524			0.1000	12.4		20.0			
Chloromethane	0.2489 0.2190	0.2299 0.2092	0.2294	0.2359	0.2310	Ave		0.2290			0.1000	5.5		20.0			
Vinyl chloride	0.2688 0.2625	0.2671 0.2460	0.2561	0.2735	0.2753	Ave		0.2642			0.1000	3.9		20.0			
Butadiene	0.2589 0.2446	0.2145 0.2214	0.2359	0.2386	0.2485	Ave		0.2375				6.5		20.0			
Bromomethane	0.2480 0.2687	0.2519 0.3038	0.2382	0.2738	0.2654	Ave		0.2643			0.0500	8.1		20.0			
Chloroethane	0.1704 0.1849	0.1748 0.1881	0.1721	0.1926	0.1898	Ave		0.1818			0.0500	5.0		20.0			
Dichlorofluoromethane	0.4475 0.4046	0.4151 0.3981	0.3864	0.4353	0.4166	Ave		0.4148				5.1		20.0			
Trichlorofluoromethane	0.4681 0.5190	0.4472 0.4874	0.4880	0.5336	0.5425	Ave		0.4980			0.1000	7.0		20.0			
Ethyl ether	0.1395 0.1420	0.1461 0.1356	0.1364	0.1528	0.1462	Ave		0.1427				4.3		20.0			
Acrolein	0.0260 0.0222	0.0215 0.0202	0.0214	0.0243	0.0221	Ave		0.0225				8.7		20.0			
1,1-Dichloroethene	0.3283 0.2953	0.2919 0.3003	0.2818	0.3296	0.3193	Ave		0.3066			0.1000	6.2		20.0			
1,1,2-Trichloro-1,2,2-trichfluoroethane	0.2389 0.2698	0.2729 0.2795	0.2632	0.2948	0.2915	Ave		0.2730			0.0500	6.9		20.0			
Acetone	+++++ 0.0300	0.0719 0.0281	0.0309	0.0332	0.0305	Lin1	0.0881	0.0284			0.0100	6.2			0.9980		0.9900
Iodomethane	0.4259 0.4330	0.4270 0.4152	0.4099	0.4414	0.4475	Ave		0.4286				3.1		20.0			

Note: The M1 coefficient is the same as Ave RRF for an Ave curve type.

FORM VI
GC/MS VOA BY INTERNAL STANDARD - INITIAL CALIBRATION DATA
CURVE EVALUATION

Lab Name: TestAmerica Canton Job No.: 240-96812-1 Analy Batch No.: 330161

SDG No.:

Instrument ID: A3UX12 GC Column: DB-624 ID: 0.18(mm) Heated Purge: (Y/N) N

Calibration Start Date: 06/05/2018 17:54 Calibration End Date: 06/05/2018 20:44 Calibration ID: 45476

ANALYTE	RRF					CURVE TYPE	COEFFICIENT			#	MIN RRF	%RSD	#	MAX %RSD	R^2 OR COD	#	MIN R^2 OR COD
	LVL 1 LVL 6	LVL 2 LVL 7	LVL 3	LVL 4	LVL 5		B	M1	M2								
Carbon disulfide	0.9404 0.6680	0.8832 0.6672	0.6687	0.7252	0.7131	Ave		0.7522			0.1000	15.0		20.0			
3-Chloro-1-propene	0.2207 0.2157	0.2297 0.2123	0.2113	0.2355	0.2224	Ave		0.2211				4.1		20.0			
Methyl acetate	0.0905 0.0773	0.0890 0.0757	0.0790	0.0859	0.0797	Ave		0.0825		*	0.1000	7.2		20.0			
Methylene Chloride	+++++ 0.2105	0.2556 0.1996	0.2214	0.2287	0.2196	Ave		0.2226			0.1000	8.6		20.0			
tert-Butyl alcohol	0.0148 0.0164	0.0158 0.0153	0.0156	0.0170	0.0165	Ave		0.0159				4.9		20.0			
Acrylonitrile	0.0458 0.0410	0.0400 0.0387	0.0384	0.0430	0.0412	Ave		0.0412				6.3		20.0			
trans-1,2-Dichloroethene	0.3145 0.2654	0.3053 0.2657	0.2621	0.2922	0.2790	Ave		0.2835			0.1000	7.4		20.0			
Methyl tert-butyl ether	0.5261 0.5821	0.5445 0.5453	0.5696	0.6281	0.5949	Ave		0.5701			0.1000	6.1		20.0			
Hexane	0.2429 0.2646	0.2609 0.2805	0.2585	0.3072	0.2863	Ave		0.2716				7.8		20.0			
1,1-Dichloroethane	0.2792 0.3103	0.2999 0.3099	0.2960	0.3368	0.3216	Ave		0.3077			0.2000	6.0		20.0			
Vinyl acetate	0.1428 0.1554	0.1722 0.1489	0.1517	0.1720	0.1608	Ave		0.1577				7.2		20.0			
2,2-Dichloropropane	0.3256 0.3421	0.3432 0.3441	0.3249	0.3751	0.3585	Ave		0.3448				5.1		20.0			
cis-1,2-Dichloroethene	0.3056 0.2718	0.2914 0.2649	0.2625	0.2819	0.2799	Ave		0.2797			0.1000	5.4		20.0			
2-Butanone	0.0140 0.0175	0.0182 0.0172	0.0174	0.0183	0.0185	Ave		0.0173			0.0100	8.8		20.0			
Bromochloromethane	0.1595 0.1189	0.1726 0.1129	0.1188	0.1296	0.1197	Ave		0.1331				17.5		20.0			
Tetrahydrofuran	0.0265 0.0271	0.0309 0.0265	0.0247	0.0294	0.0285	Ave		0.0277				7.5		20.0			
Chloroform	0.3969 0.3856	0.3888 0.3802	0.3841	0.4225	0.3981	Ave		0.3937			0.2000	3.6		20.0			
1,1,1-Trichloroethane	0.3666 0.3999	0.3622 0.4078	0.3871	0.4397	0.4225	Ave		0.3980			0.1000	7.1		20.0			
Cyclohexane	0.3470 0.3993	0.3843 0.4034	0.3966	0.4431	0.4303	Ave		0.4006			0.1000	7.8		20.0			
1,1-Dichloropropene	0.3019 0.3048	0.3118 0.3108	0.2941	0.3426	0.3275	Ave		0.3134				5.3		20.0			

Note: The M1 coefficient is the same as Ave RRF for an Ave curve type.

FORM VI
GC/MS VOA BY INTERNAL STANDARD - INITIAL CALIBRATION DATA
CURVE EVALUATION

Lab Name: TestAmerica Canton Job No.: 240-96812-1 Analy Batch No.: 330161

SDG No.:

Instrument ID: A3UX12 GC Column: DB-624 ID: 0.18(mm) Heated Purge: (Y/N) N

Calibration Start Date: 06/05/2018 17:54 Calibration End Date: 06/05/2018 20:44 Calibration ID: 45476

ANALYTE	RRF					CURVE TYPE	COEFFICIENT			#	MIN RRF	%RSD	#	MAX %RSD	R^2 OR COD	#	MIN R^2 OR COD
	LVL 1 LVL 6	LVL 2 LVL 7	LVL 3	LVL 4	LVL 5		B	M1	M2								
Carbon tetrachloride	0.2867 0.3576	0.3105 0.3668	0.3326	0.3847	0.3866	Ave		0.3465			0.1000	11.0		20.0			
Isobutyl alcohol	+++++ 0.0033	0.0032 0.0032	0.0028	0.0031	0.0034	Ave		0.0032				6.1		20.0			
Benzene	0.8402 0.8706	0.9024 0.8616	0.8552	0.9673	0.8968	Ave		0.8849			0.5000	4.8		20.0			
1,2-Dichloroethane	0.2707 0.2279	0.2300 0.2218	0.2331	0.2619	0.2357	Ave		0.2402			0.1000	7.7		20.0			
n-Heptane	+++++ 0.1603	0.6710 0.1636	0.1872	0.1926	0.1727	Lin1	0.5106	0.1536				7.8			0.9970		0.9900
Trichloroethene	0.2816 0.2939	0.2917 0.2941	0.2829	0.3187	0.3091	Ave		0.2960			0.1500	4.6		20.0			
Methylcyclohexane	0.4186 0.4540	0.4143 0.4656	0.4319	0.5073	0.4923	Ave		0.4548			0.1000	7.9		20.0			
1,2-Dichloropropane	0.1752 0.1670	0.1674 0.1658	0.1667	0.1881	0.1717	Ave		0.1717			0.1000	4.6		20.0			
Dibromomethane	0.1364 0.1459	0.1591 0.1386	0.1358	0.1512	0.1489	Ave		0.1451				6.0		20.0			
1,4-Dioxane	+++++ 0.0015	0.0015 0.0014	0.0015	0.0016	0.0015	Ave		0.0015				2.9		20.0			
Bromodichloromethane	0.2717 0.2937	0.2678 0.2885	0.2723	0.3233	0.3002	Ave		0.2882			0.1500	6.9		20.0			
2-Chloroethyl vinyl ether	0.0698 0.0851	0.0822 0.0837	0.0737	0.0806	0.0820	Ave		0.0796				7.1		20.0			
cis-1,3-Dichloropropene	0.3064 0.3111	0.3136 0.3049	0.2951	0.3305	0.3195	Ave		0.3116			0.1500	3.6		20.0			
4-Methyl-2-pentanone	0.1069 0.1041	0.0940 0.0996	0.0962	0.1101	0.1042	Ave		0.1021			0.0500	5.7		20.0			
Toluene	1.2483 1.3382	1.2626 1.3008	1.2673	1.4337	1.3695	Ave		1.3172			0.4000	5.1		20.0			
trans-1,3-Dichloropropene	0.3434 0.3527	0.3541 0.3324	0.3214	0.3595	0.3468	Ave		0.3443			0.1000	3.9		20.0			
Ethyl methacrylate	0.2226 0.2828	0.2407 0.2665	0.2462	0.2851	0.2789	Ave		0.2604				9.3		20.0			
1,1,2-Trichloroethane	0.2215 0.2298	0.2423 0.2124	0.2177	0.2442	0.2325	Ave		0.2286			0.1000	5.3		20.0			
Tetrachloroethene	0.3835 0.4036	0.3906 0.3911	0.3736	0.4049	0.4078	Ave		0.3936			0.1500	3.2		20.0			
1,3-Dichloropropane	0.3550 0.3642	0.3730 0.3393	0.3481	0.3915	0.3614	Ave		0.3618				4.7		20.0			

Note: The M1 coefficient is the same as Ave RRF for an Ave curve type.

FORM VI
GC/MS VOA BY INTERNAL STANDARD - INITIAL CALIBRATION DATA
CURVE EVALUATION

Lab Name: TestAmerica Canton Job No.: 240-96812-1 Analy Batch No.: 330161

SDG No.:

Instrument ID: A3UX12 GC Column: DB-624 ID: 0.18(mm) Heated Purge: (Y/N) N

Calibration Start Date: 06/05/2018 17:54 Calibration End Date: 06/05/2018 20:44 Calibration ID: 45476

ANALYTE	RRF					CURVE TYPE	COEFFICIENT			#	MIN RRF	%RSD	#	MAX %RSD	R^2 OR COD	#	MIN R^2 OR COD
	LVL 1 LVL 6	LVL 2 LVL 7	LVL 3	LVL 4	LVL 5		B	M1	M2								
2-Hexanone	0.0833 0.0923	0.0710 0.0868	0.0797	0.0964	0.0908	Ave		0.0858			0.0500	10.0		20.0			
Dibromochloromethane	0.2291 0.2937	0.2599 0.2767	0.2589	0.2892	0.2913	Ave		0.2713				8.7		20.0			
1,2-Dibromoethane	0.2112 0.2386	0.2194 0.2221	0.2217	0.2482	0.2395	Ave		0.2287				5.9		20.0			
Chlorobenzene	0.9316 0.9528	0.9931 0.9041	0.9171	1.0145	0.9561	Ave		0.9528			0.3000	4.2		20.0			
1,1,1,2-Tetrachloroethane	0.2742 0.3418	0.2846 0.3170	0.3033	0.3344	0.3392	Ave		0.3135				8.6		20.0			
Ethylbenzene	0.4461 0.5415	0.4944 0.5349	0.4972	0.5671	0.5515	Ave		0.5190				8.1		20.0			
m-Xylene & p-Xylene	0.6250 0.6704	0.5921 0.6574	0.6228	0.6995	0.6711	Ave		0.6483				5.7		20.0			
o-Xylene	0.5164 0.6405	0.5658 0.6283	0.5918	0.6784	0.6489	Ave		0.6100				9.1		20.0			
Styrene	0.8959 1.0808	0.9567 1.0388	0.9686	1.1116	1.0714	Ave		1.0177			0.3000	7.7		20.0			
Bromoform	+++++ 0.1717	0.1013 0.1660	0.1374	0.1610	0.1671	Ave		0.1508			0.1000	18.0		20.0			
Isopropylbenzene	1.4026 1.6689	1.5331 1.6441	1.5405	1.7916	1.7351	Ave		1.6166			0.1000	8.2		20.0			
1,1,2,2-Tetrachloroethane	0.4510 0.4679	0.4921 0.4182	0.4510	0.5033	0.4643	Ave		0.4640			0.3000	6.1		20.0			
Bromobenzene	0.8220 0.7790	0.6936 0.6976	0.7398	0.7891	0.7470	Ave		0.7526				6.3		20.0			
1,2,3-Trichloropropane	0.1365 0.1898	0.2071 0.1694	0.1765	0.2029	0.1812	Ave		0.1805				13.1		20.0			
trans-1,4-Dichloro-2-butene	+++++ 0.1003	0.1018 0.0933	0.0942	0.0983	0.0965	Ave		0.0974				3.5		20.0			
n-Propylbenzene	0.7559 0.9036	0.7907 0.8728	0.8849	0.9698	0.8801	Ave		0.8654				8.2		20.0			
2-Chlorotoluene	0.6553 0.7696	0.6965 0.7107	0.7266	0.7938	0.7424	Ave		0.7278				6.4		20.0			
1,3,5-Trimethylbenzene	2.1402 2.4540	2.2357 2.3540	2.3696	2.6240	2.4217	Ave		2.3713				6.6		20.0			
4-Chlorotoluene	0.7781 0.7988	0.8002 0.7501	0.7608	0.8452	0.7872	Ave		0.7886				3.9		20.0			
tert-Butylbenzene	2.1213 2.3169	2.1621 2.2105	2.1954	2.4970	2.2820	Ave		2.2550				5.6		20.0			

Note: The M1 coefficient is the same as Ave RRF for an Ave curve type.

FORM VI
GC/MS VOA BY INTERNAL STANDARD - INITIAL CALIBRATION DATA
CURVE EVALUATION

Lab Name: TestAmerica Canton Job No.: 240-96812-1 Analy Batch No.: 330161

SDG No.:

Instrument ID: A3UX12 GC Column: DB-624 ID: 0.18(mm) Heated Purge: (Y/N) N

Calibration Start Date: 06/05/2018 17:54 Calibration End Date: 06/05/2018 20:44 Calibration ID: 45476

ANALYTE	RRF					CURVE TYPE	COEFFICIENT			#	MIN RRF	%RSD	#	MAX %RSD	R^2 OR COD	#	MIN R^2 OR COD
	LVL 1 LVL 6	LVL 2 LVL 7	LVL 3	LVL 4	LVL 5		B	M1	M2								
1,2,4-Trimethylbenzene	2.1871 2.5517	2.3678 2.3851	2.4395	2.7438	2.5078	Ave		2.4547				7.1		20.0			
sec-Butylbenzene	3.0210 3.2140	3.0889 3.1435	3.1030	3.5486	3.2712	Ave		3.1986				5.5		20.0			
1,3-Dichlorobenzene	1.7067 1.5433	1.6155 1.4288	1.4815	1.5994	1.5054	Ave		1.5544			0.6000	6.0		20.0			
p-Isopropyltoluene	2.3894 2.9292	2.6004 2.8395	2.7589	3.0936	2.8701	Ave		2.7830				8.3		20.0			
1,4-Dichlorobenzene	1.9285 1.5890	1.8360 1.4641	1.5219	1.6457	1.5539	Ave		1.6484			0.5000	10.4		20.0			
n-Butylbenzene	2.1166 2.2954	2.0793 2.2898	2.1936	2.4756	2.2820	Ave		2.2475				5.9		20.0			
1,2-Dichlorobenzene	1.5506 1.4417	1.5261 1.3178	1.3592	1.4777	1.3970	Ave		1.4386			0.4000	6.0		20.0			
1,2-Dibromo-3-Chloropropane	+++++ 0.1144	0.1000 0.1055	0.0985	0.1121	0.1063	Ave		0.1061			0.0500	5.9		20.0			
1,2,4-Trichlorobenzene	1.1208 0.9475	1.0543 0.8630	0.8883	0.9467	0.9152	Ave		0.9623			0.2000	9.6		20.0			
Hexachlorobutadiene	0.4063 0.3705	0.3997 0.3820	0.3594	0.3650	0.3710	Ave		0.3791				4.7		20.0			
Naphthalene	1.8629 1.9114	1.7828 1.7105	1.7171	1.9493	1.8552	Ave		1.8270				5.1		20.0			
1,2,3-Trichlorobenzene	0.9052 0.8326	0.9648 0.7540	0.7892	0.8390	0.7902	Ave		0.8393				8.7		20.0			
Dibromofluoromethane (Surr)	0.2469 0.2374	0.2402 0.2283	0.2325	0.2700	0.2488	Ave		0.2434				5.7		20.0			
1,2-Dichloroethane-d4 (Surr)	0.2215 0.1999	0.2136 0.1900	0.1963	0.2384	0.2058	Ave		0.2094				7.9		20.0			
Toluene-d8 (Surr)	1.2105 1.1908	1.2625 1.1194	1.1322	1.3567	1.2038	Ave		1.2108				6.7		20.0			
4-Bromofluorobenzene (Surr)	0.5854 0.4297	0.4741 0.4086	0.4131	0.4567	0.4391	Ave		0.4581				13.3		20.0			

Note: The M1 coefficient is the same as Ave RRF for an Ave curve type.

FORM VI
GC/MS VOA BY INTERNAL STANDARD - INITIAL CALIBRATION DATA
RESPONSE AND CONCENTRATION

Lab Name: TestAmerica Canton Job No.: 240-96812-1 Analy Batch No.: 330161

SDG No.:

Instrument ID: A3UX12 GC Column: DB-624 ID: 0.18(mm) Heated Purge: (Y/N) N

Calibration Start Date: 06/05/2018 17:54 Calibration End Date: 06/05/2018 20:44 Calibration ID: 45476

Calibration Files:

LEVEL:	LAB SAMPLE ID:	LAB FILE ID:
Level 1	STD8260 240-330161/15	U1264198b.D
Level 2	STD8260 240-330161/14	U1264197.D
Level 3	STD8260 240-330161/13	U1264196.D
Level 4	ICIS 240-330161/4	U1264191.D
Level 5	STD8260 240-330161/11	U1264195.D
Level 6	STD8260 240-330161/10	U1264194.D
Level 7	STD8260 240-330161/9	U1264193.D

ANALYTE	IS REF	CURVE TYPE	RESPONSE					CONCENTRATION (UG/L)				
			LVL 1 LVL 6	LVL 2 LVL 7	LVL 3	LVL 4	LVL 5	LVL 1 LVL 6	LVL 2 LVL 7	LVL 3	LVL 4	LVL 5
Dichlorodifluoromethane	FB	Ave	10051 1258224	26303 1734044	305543	532025	971704	0.500 40.0	1.00 60.0	10.0	20.0	30.0
Chloromethane	FB	Ave	9295 723579	18150 1061689	192476	336549	554342	0.500 40.0	1.00 60.0	10.0	20.0	30.0
Vinyl chloride	FB	Ave	10040 867492	21090 1248518	214918	390158	660506	0.500 40.0	1.00 60.0	10.0	20.0	30.0
Butadiene	FB	Ave	9667 808418	16940 1123704	197986	340379	596265	0.500 40.0	1.00 60.0	10.0	20.0	30.0
Bromomethane	FB	Ave	9262 887916	19889 1541784	199891	390670	636803	0.500 40.0	1.00 60.0	10.0	20.0	30.0
Chloroethane	FB	Ave	6365 611138	13800 954688	144418	274725	455501	0.500 40.0	1.00 60.0	10.0	20.0	30.0
Dichlorofluoromethane	FB	Ave	16710 1336831	32780 2019951	324277	621113	999512	0.500 40.0	1.00 60.0	10.0	20.0	30.0
Trichlorofluoromethane	FB	Ave	17481 1714959	35313 2473453	409494	761263	1301534	0.500 40.0	1.00 60.0	10.0	20.0	30.0
Ethyl ether	FB	Ave	5209 469262	11539 688234	114470	218003	350765	0.500 40.0	1.00 60.0	10.0	20.0	30.0
Acrolein	FB	Ave	4855 366817	8493 513394	89784	173318	265005	2.50 200	5.00 300	50.0	100	150
1,1-Dichloroethene	FB	Ave	12261 975809	23049 1523676	236453	470283	766130	0.500 40.0	1.00 60.0	10.0	20.0	30.0
1,1,2-Trichloro-1,2,2-trichfluoroethane	FB	Ave	8923 891405	21551 1418442	220859	420622	699481	0.500 40.0	1.00 60.0	10.0	20.0	30.0
Acetone	FB	Lin1	+++++ 198155	11356 284812	51912	94772	146215	+++++ 80.0	2.00 120	20.0	40.0	60.0
Iodomethane	FB	Ave	15905 1430687	33717 2107085	344021	629748	1073717	0.500 40.0	1.00 60.0	10.0	20.0	30.0
Carbon disulfide	FB	Ave	35118 2207259	69739 3385747	561169	1034582	1710915	0.500 40.0	1.00 60.0	10.0	20.0	30.0

FORM VI
GC/MS VOA BY INTERNAL STANDARD - INITIAL CALIBRATION DATA
RESPONSE AND CONCENTRATION

Lab Name: TestAmerica Canton Job No.: 240-96812-1 Analy Batch No.: 330161

SDG No.:

Instrument ID: A3UX12 GC Column: DB-624 ID: 0.18(mm) Heated Purge: (Y/N) N

Calibration Start Date: 06/05/2018 17:54 Calibration End Date: 06/05/2018 20:44 Calibration ID: 45476

ANALYTE	IS REF	CURVE TYPE	RESPONSE					CONCENTRATION (UG/L)				
			LVL 1 LVL 6	LVL 2 LVL 7	LVL 3	LVL 4	LVL 5	LVL 1 LVL 6	LVL 2 LVL 7	LVL 3	LVL 4	LVL 5
3-Chloro-1-propene	FB	Ave	8243 712719	18136 1077457	177339	335983	533648	0.500 40.0	1.00 60.0	10.0	20.0	30.0
Methyl acetate	FB	Ave	6758 510962	14060 768579	132620	245121	382521	1.00 80.0	2.00 120	20.0	40.0	60.0
Methylene Chloride	FB	Ave	+++++ 695454	20185 1012936	185764	326298	526977	+++++ 40.0	1.00 60.0	10.0	20.0	30.0
tert-Butyl alcohol	FB	Ave	5520 542037	12460 778196	130818	243220	397070	5.00 400	10.0 600	100	200	300
Acrylonitrile	FB	Ave	17109 1353324	31603 1963344	322436	613735	988274	5.00 400	10.0 600	100	200	300
trans-1,2-Dichloroethene	FB	Ave	11745 877116	24110 1348441	219943	416867	669441	0.500 40.0	1.00 60.0	10.0	20.0	30.0
Methyl tert-butyl ether	FB	Ave	19646 1923484	42996 2767292	478047	896100	1427429	0.500 40.0	1.00 60.0	10.0	20.0	30.0
Hexane	FB	Ave	9071 874389	20603 1423237	216923	438287	686952	0.500 40.0	1.00 60.0	10.0	20.0	30.0
1,1-Dichloroethane	FB	Ave	10428 1025240	23681 1572378	248381	480559	771674	0.500 40.0	1.00 60.0	10.0	20.0	30.0
Vinyl acetate	FB	Ave	5334 513554	13597 755628	127301	245436	385813	0.500 40.0	1.00 60.0	10.0	20.0	30.0
2,2-Dichloropropane	FB	Ave	12159 1130528	27102 1746347	272672	535175	860041	0.500 40.0	1.00 60.0	10.0	20.0	30.0
cis-1,2-Dichloroethene	FB	Ave	11414 898011	23012 1344341	220315	402199	671507	0.500 40.0	1.00 60.0	10.0	20.0	30.0
2-Butanone	FB	Ave	1049 115886	2871 174630	29199	52279	88864	1.00 80.0	2.00 120	20.0	40.0	60.0
Bromochloromethane	FB	Ave	5957 392974	13626 572832	99670	184934	287140	0.500 40.0	1.00 60.0	10.0	20.0	30.0
Tetrahydrofuran	FB	Ave	1981 178799	4876 269045	41478	83945	136978	1.00 80.0	2.00 120	20.0	40.0	60.0
Chloroform	FB	Ave	14823 1274205	30705 1929230	322300	602752	955264	0.500 40.0	1.00 60.0	10.0	20.0	30.0
1,1,1-Trichloroethane	FB	Ave	13690 1321552	28599 2069264	324880	627299	1013604	0.500 40.0	1.00 60.0	10.0	20.0	30.0
Cyclohexane	FB	Ave	12960 1319498	30343 2046916	332830	632217	1032474	0.500 40.0	1.00 60.0	10.0	20.0	30.0
1,1-Dichloropropene	FB	Ave	11274 1007038	24624 1577309	246839	488736	785763	0.500 40.0	1.00 60.0	10.0	20.0	30.0
Carbon tetrachloride	FB	Ave	10705 1181775	24518 1861178	279086	548922	927655	0.500 40.0	1.00 60.0	10.0	20.0	30.0
Isobutyl alcohol	FB	Ave	+++++ 273785	6279 404695	59080	111974	201632	+++++ 1000	25.0 1500	250	500	750

FORM VI
GC/MS VOA BY INTERNAL STANDARD - INITIAL CALIBRATION DATA
RESPONSE AND CONCENTRATION

Lab Name: TestAmerica Canton Job No.: 240-96812-1 Analy Batch No.: 330161

SDG No.:

Instrument ID: A3UX12 GC Column: DB-624 ID: 0.18(mm) Heated Purge: (Y/N) N

Calibration Start Date: 06/05/2018 17:54 Calibration End Date: 06/05/2018 20:44 Calibration ID: 45476

ANALYTE	IS REF	CURVE TYPE	RESPONSE					CONCENTRATION (UG/L)				
			LVL 1 LVL 6	LVL 2 LVL 7	LVL 3	LVL 4	LVL 5	LVL 1 LVL 6	LVL 2 LVL 7	LVL 3	LVL 4	LVL 5
Benzene	FB	Ave	31379 2876854	71261 4372221	717657	1380121	2151605	0.500 40.0	1.00 60.0	10.0	20.0	30.0
1,2-Dichloroethane	FB	Ave	10108 752998	18165 1125475	195614	373675	565462	0.500 40.0	1.00 60.0	10.0	20.0	30.0
n-Heptane	FB	Lin1	+++++ 529563	52986 829947	157122	274798	414448	+++++ 40.0	1.00 60.0	10.0	20.0	30.0
Trichloroethene	FB	Ave	10518 971035	23031 1492477	237393	454682	741647	0.500 40.0	1.00 60.0	10.0	20.0	30.0
Methylcyclohexane	FB	Ave	15631 1500346	32713 2362676	362425	723700	1181164	0.500 40.0	1.00 60.0	10.0	20.0	30.0
1,2-Dichloropropane	FB	Ave	6542 552005	13222 841114	139914	268354	412067	0.500 40.0	1.00 60.0	10.0	20.0	30.0
Dibromomethane	FB	Ave	5095 482223	12561 703329	113980	215667	357278	0.500 40.0	1.00 60.0	10.0	20.0	30.0
1,4-Dioxane	FB	Ave	+++++ 97798	2433 146871	24713	44469	73022	+++++ 800	20.0 1200	200	400	600
Bromodichloromethane	FB	Ave	10146 970429	21143 1463896	228555	461251	720359	0.500 40.0	1.00 60.0	10.0	20.0	30.0
2-Chloroethyl vinyl ether	FB	Ave	5216 562482	12978 849654	123759	229965	393399	1.00 80.0	2.00 120	20.0	40.0	60.0
cis-1,3-Dichloropropene	FB	Ave	11444 1028069	24765 1547172	247621	471551	766680	0.500 40.0	1.00 60.0	10.0	20.0	30.0
4-Methyl-2-pentanone	FB	Ave	7985 687704	14848 1010400	161462	314098	500081	1.00 80.0	2.00 120	20.0	40.0	60.0
Toluene	CBNZ d5	Ave	37218 3449937	78608 5295960	860873	1677676	2642462	0.500 40.0	1.00 60.0	10.0	20.0	30.0
trans-1,3-Dichloropropene	CBNZ d5	Ave	10239 909281	22045 1353223	218336	420649	669166	0.500 40.0	1.00 60.0	10.0	20.0	30.0
Ethyl methacrylate	CBNZ d5	Ave	6637 729096	14985 1085084	167256	333568	538119	0.500 40.0	1.00 60.0	10.0	20.0	30.0
1,1,2-Trichloroethane	CBNZ d5	Ave	6604 592469	15086 864889	147848	285746	448611	0.500 40.0	1.00 60.0	10.0	20.0	30.0
Tetrachloroethene	CBNZ d5	Ave	11435 1040599	24320 1592455	253767	473841	786932	0.500 40.0	1.00 60.0	10.0	20.0	30.0
1,3-Dichloropropane	CBNZ d5	Ave	10583 938979	23220 1381515	236435	458152	697267	0.500 40.0	1.00 60.0	10.0	20.0	30.0
2-Hexanone	CBNZ d5	Ave	4969 475724	8840 706608	108346	225690	350546	1.00 80.0	2.00 120	20.0	40.0	60.0
Dibromochloromethane	CBNZ d5	Ave	6831 757282	16184 1126424	175849	338467	562156	0.500 40.0	1.00 60.0	10.0	20.0	30.0
1,2-Dibromoethane	CBNZ d5	Ave	6297 615103	13659 904273	150578	290386	462079	0.500 40.0	1.00 60.0	10.0	20.0	30.0

FORM VI
GC/MS VOA BY INTERNAL STANDARD - INITIAL CALIBRATION DATA
RESPONSE AND CONCENTRATION

Lab Name: TestAmerica Canton Job No.: 240-96812-1 Analy Batch No.: 330161

SDG No.:

Instrument ID: A3UX12 GC Column: DB-624 ID: 0.18(mm) Heated Purge: (Y/N) N

Calibration Start Date: 06/05/2018 17:54 Calibration End Date: 06/05/2018 20:44 Calibration ID: 45476

ANALYTE	IS REF	CURVE TYPE	RESPONSE					CONCENTRATION (UG/L)				
			LVL 1 LVL 6	LVL 2 LVL 7	LVL 3	LVL 4	LVL 5	LVL 1 LVL 6	LVL 2 LVL 7	LVL 3	LVL 4	LVL 5
Chlorobenzene	CBNZ d5	Ave	27776 2456392	61832 3680886	622977	1187141	1844782	0.500 40.0	1.00 60.0	10.0	20.0	30.0
1,1,1,2-Tetrachloroethane	CBNZ d5	Ave	8176 881133	17716 1290679	206058	391307	654428	0.500 40.0	1.00 60.0	10.0	20.0	30.0
Ethylbenzene	CBNZ d5	Ave	13300 1396006	30783 2177685	337751	663658	1064068	0.500 40.0	1.00 60.0	10.0	20.0	30.0
m-Xylene & p-Xylene	CBNZ d5	Ave	18635 1728384	36862 2676354	423085	818584	1294887	0.500 40.0	1.00 60.0	10.0	20.0	30.0
o-Xylene	CBNZ d5	Ave	15397 1651291	35229 2558019	402018	793873	1252185	0.500 40.0	1.00 60.0	10.0	20.0	30.0
Styrene	CBNZ d5	Ave	26712 2786227	59565 4229495	657959	1300733	2067406	0.500 40.0	1.00 60.0	10.0	20.0	30.0
Bromoform	CBNZ d5	Ave	+++++ 442618	6304 675838	93360	188447	322427	+++++ 40.0	1.00 60.0	10.0	20.0	30.0
Isopropylbenzene	CBNZ d5	Ave	41820 4302460	95452 6693860	1046428	2096435	3347920	0.500 40.0	1.00 60.0	10.0	20.0	30.0
1,1,2,2-Tetrachloroethane	DCBd 4	Ave	6910 682888	16265 1002913	163629	322960	520615	0.500 40.0	1.00 60.0	10.0	20.0	30.0
Bromobenzene	DCBd 4	Ave	12593 1136919	22922 1672754	268384	506332	837614	0.500 40.0	1.00 60.0	10.0	20.0	30.0
1,2,3-Trichloropropane	DCBd 4	Ave	2091 277053	6845 406234	64022	130166	203220	0.500 40.0	1.00 60.0	10.0	20.0	30.0
trans-1,4-Dichloro-2-butene	DCBd 4	Ave	+++++ 146430	3365 223652	34160	63092	108238	+++++ 40.0	1.00 60.0	10.0	20.0	30.0
n-Propylbenzene	DCBd 4	Ave	11581 1318838	26134 2093013	321016	622267	986917	0.500 40.0	1.00 60.0	10.0	20.0	30.0
2-Chlorotoluene	DCBd 4	Ave	10039 1123218	23020 1704286	263583	509316	832565	0.500 40.0	1.00 60.0	10.0	20.0	30.0
1,3,5-Trimethylbenzene	DCBd 4	Ave	32788 3581653	73891 5644652	859657	1683707	2715655	0.500 40.0	1.00 60.0	10.0	20.0	30.0
4-Chlorotoluene	DCBd 4	Ave	11921 1165919	26445 1798572	275995	542346	882778	0.500 40.0	1.00 60.0	10.0	20.0	30.0
tert-Butylbenzene	DCBd 4	Ave	32498 3381504	71457 5300576	796457	1602195	2558933	0.500 40.0	1.00 60.0	10.0	20.0	30.0
1,2,4-Trimethylbenzene	DCBd 4	Ave	33506 3724230	78255 5719401	884993	1760563	2812189	0.500 40.0	1.00 60.0	10.0	20.0	30.0
sec-Butylbenzene	DCBd 4	Ave	46281 4690793	102089 7537983	1125696	2276973	3668273	0.500 40.0	1.00 60.0	10.0	20.0	30.0
1,3-Dichlorobenzene	DCBd 4	Ave	26146 2252413	53393 3426035	537451	1026249	1688114	0.500 40.0	1.00 60.0	10.0	20.0	30.0
p-Isopropyltoluene	DCBd 4	Ave	36605 4275207	85942 6808926	1000887	1985018	3218421	0.500 40.0	1.00 60.0	10.0	20.0	30.0

FORM VI
GC/MS VOA BY INTERNAL STANDARD - INITIAL CALIBRATION DATA
RESPONSE AND CONCENTRATION

Lab Name: TestAmerica Canton Job No.: 240-96812-1 Analy Batch No.: 330161

SDG No.:

Instrument ID: A3UX12 GC Column: DB-624 ID: 0.18(mm) Heated Purge: (Y/N) N

Calibration Start Date: 06/05/2018 17:54 Calibration End Date: 06/05/2018 20:44 Calibration ID: 45476

ANALYTE	IS REF	CURVE TYPE	RESPONSE					CONCENTRATION (UG/L)				
			LVL 1 LVL 6	LVL 2 LVL 7	LVL 3	LVL 4	LVL 5	LVL 1 LVL 6	LVL 2 LVL 7	LVL 3	LVL 4	LVL 5
1,4-Dichlorobenzene	DCBd 4	Ave	29544 2319211	60680 3510724	552130	1055990	1742502	0.500 40.0	1.00 60.0	10.0	20.0	30.0
n-Butylbenzene	DCBd 4	Ave	32426 3350133	68722 5490779	795806	1588463	2558998	0.500 40.0	1.00 60.0	10.0	20.0	30.0
1,2-Dichlorobenzene	DCBd 4	Ave	23755 2104116	50439 3160079	493092	948159	1566525	0.500 40.0	1.00 60.0	10.0	20.0	30.0
1,2-Dibromo-3-Chloropropane	DCBd 4	Ave	+++++ 166898	3306 252874	35751	71951	119179	+++++ 40.0	1.00 60.0	10.0	20.0	30.0
1,2,4-Trichlorobenzene	DCBd 4	Ave	17171 1382935	34845 2069480	322247	607453	1026243	0.500 40.0	1.00 60.0	10.0	20.0	30.0
Hexachlorobutadiene	DCBd 4	Ave	6225 540781	13210 915889	130371	234191	416084	0.500 40.0	1.00 60.0	10.0	20.0	30.0
Naphthalene	DCBd 4	Ave	28540 2789721	58921 4101678	622927	1250789	2080333	0.500 40.0	1.00 60.0	10.0	20.0	30.0
1,2,3-Trichlorobenzene	DCBd 4	Ave	13868 1215251	31886 1807999	286320	538343	886090	0.500 40.0	1.00 60.0	10.0	20.0	30.0
Dibromofluoromethane (Surr)	FB	Ave	9220 784576	18965 1158288	195147	385162	596969	0.500 40.0	1.00 60.0	10.0	20.0	30.0
1,2-Dichloroethane-d4 (Surr)	FB	Ave	8271 660465	16863 964370	164761	340185	493802	0.500 40.0	1.00 60.0	10.0	20.0	30.0
Toluene-d8 (Surr)	CBNZ d5	Ave	36091 3069860	78604 4557446	769075	1587522	2322879	0.500 40.0	1.00 60.0	10.0	20.0	30.0
4-Bromofluorobenzene (Surr)	CBNZ d5	Ave	17453 1107672	29518 1663479	280612	534376	847287	0.500 40.0	1.00 60.0	10.0	20.0	30.0

Curve Type Legend:

Ave = Average ISTD
Lin1 = Linear 1/conc ISTD

FORM VI
GC/MS VOA BY INTERNAL STANDARD - INITIAL CALIBRATION DATA
READBACK PERCENT ERROR

Lab Name: TestAmerica Canton Job No.: 240-96812-1 Analy Batch No.: 330161

SDG No.:

Instrument ID: A3UX12 GC Column: DB-624 ID: 0.18(mm) Heated Purge: (Y/N) N

Calibration Start Date: 06/05/2018 17:54 Calibration End Date: 06/05/2018 20:44 Calibration ID: 45476

Calibration Files:

LEVEL:	LAB SAMPLE ID:	LAB FILE ID:
Level 1	STD8260 240-330161/15	U1264198b.D
Level 2	STD8260 240-330161/14	U1264197.D
Level 3	STD8260 240-330161/13	U1264196.D
Level 4	ICIS 240-330161/4	U1264191.D
Level 5	STD8260 240-330161/11	U1264195.D
Level 6	STD8260 240-330161/10	U1264194.D
Level 7	STD8260 240-330161/9	U1264193.D

ANALYTE	PERCENT ERROR						PERCENT ERROR LIMIT					
	LVL 1 # LVL 7 #	LVL 2 #	LVL 3 #	LVL 4 #	LVL 5 #	LVL 6 #	LVL 1 LVL 7	LVL 2	LVL 3	LVL 4	LVL 5	LVL 6
Acetone	+++++	-2.0						50				
n-Heptane	+++++	4.4						50				

FORM VII
GC/MS VOA CONTINUING CALIBRATION DATA

Lab Name: TestAmerica Canton Job No.: 240-96812-1

SDG No.:

Lab Sample ID: ICV 240-330161/5 Calibration Date: 06/05/2018 18:17

Instrument ID: A3UX12 Calib Start Date: 06/05/2018 17:54

GC Column: DB-624 ID: 0.18(mm) Calib End Date: 06/05/2018 20:44

Lab File ID: U1264192.D Conc. Units: ng/uL Heated Purge: (Y/N) N

ANALYTE	CURVE TYPE	AVE RRF	RRF	MIN RRF	CALC AMOUNT	SPIKE AMOUNT	%D	MAX %D
Dichlorodifluoromethane	Ave	0.3524	0.3002	0.1000	0.0170	0.0200	-14.8	30.0
Chloromethane	Ave	0.2290	0.2159	0.1000	0.0189	0.0200	-5.7	30.0
Vinyl chloride	Ave	0.2642	0.2566	0.1000	0.0194	0.0200	-2.9	30.0
Butadiene	Ave	0.2375	0.2105		0.0177	0.0200	-11.4	30.0
Bromomethane	Ave	0.2643	0.2515	0.0500	0.0190	0.0200	-4.8	30.0
Chloroethane	Ave	0.1818	0.1854	0.0500	0.0204	0.0200	2.0	30.0
Dichlorofluoromethane	Ave	0.4148	0.4396		0.0212	0.0200	6.0	30.0
Trichlorofluoromethane	Ave	0.4980	0.5348	0.1000	0.0215	0.0200	7.4	30.0
Ethyl ether	Ave	0.1427	0.1591		0.0223	0.0200	11.5	30.0
Acrolein	Ave	0.0225	0.0123		0.0544	0.100	-45.6	50.0
1,1-Dichloroethene	Ave	0.3066	0.3256	0.1000	0.0212	0.0200	6.2	30.0
1,1,2-Trichloro-1,2,2-trichf luoroethane	Ave	0.2730	0.2997	0.0500	0.0220	0.0200	9.8	30.0
Acetone	Lin1		0.0322	0.0100	0.0422	0.0400	5.4	50.0
Iodomethane	Ave	0.4286	0.4448		0.0208	0.0200	3.8	30.0
Carbon disulfide	Ave	0.7522	0.6971	0.1000	0.0185	0.0200	-7.3	30.0
3-Chloro-1-propene	Ave	0.2211	0.2258		0.0204	0.0200	2.1	30.0
Methyl acetate	Ave	0.0825	0.0797*	0.1000	0.0387	0.0400	-3.3	30.0
Methylene Chloride	Ave	0.2226	0.2325	0.1000	0.0209	0.0200	4.5	50.0
tert-Butyl alcohol	Ave	0.0159	0.0174		0.219	0.200	9.4	50.0
Acrylonitrile	Ave	0.0412	0.0428		0.208	0.200	3.9	30.0
trans-1,2-Dichloroethene	Ave	0.2835	0.2932	0.1000	0.0207	0.0200	3.4	30.0
Methyl tert-butyl ether	Ave	0.5701	0.6185	0.1000	0.0217	0.0200	8.5	30.0
Hexane	Ave	0.2716	0.2799		0.0206	0.0200	3.1	30.0
1,1-Dichloroethane	Ave	0.3077	0.3332	0.2000	0.0217	0.0200	8.3	30.0
Vinyl acetate	Ave	0.1577	0.2089		0.0265	0.0200	32.5	50.0
2,2-Dichloropropane	Ave	0.3448	0.3643		0.0211	0.0200	5.7	30.0
cis-1,2-Dichloroethene	Ave	0.2797	0.2822	0.1000	0.0202	0.0200	0.9	30.0
2-Butanone	Ave	0.0173	0.0183	0.0100	0.0423	0.0400	5.8	30.0
Bromochloromethane	Ave	0.1331	0.1281		0.0192	0.0200	-3.8	30.0
Tetrahydrofuran	Ave	0.0277	0.0306		0.0442	0.0400	10.5	30.0
Chloroform	Ave	0.3937	0.4239	0.2000	0.0215	0.0200	7.6	30.0
1,1,1-Trichloroethane	Ave	0.3980	0.4226	0.1000	0.0212	0.0200	6.2	30.0
Cyclohexane	Ave	0.4006	0.4311	0.1000	0.0215	0.0200	7.6	30.0
1,1-Dichloropropene	Ave	0.3134	0.3283		0.0210	0.0200	4.8	30.0
Carbon tetrachloride	Ave	0.3465	0.3756	0.1000	0.0217	0.0200	8.4	30.0
Isobutyl alcohol	Ave	0.0032	0.0032		0.500	0.500	0.0	30.0
Benzene	Ave	0.8849	0.9319	0.5000	0.0211	0.0200	5.3	30.0
1,2-Dichloroethane	Ave	0.2402	0.2464	0.1000	0.0205	0.0200	2.6	30.0
n-Heptane	Lin1		0.1794		0.0200	0.0200	0.1	30.0
Trichloroethene	Ave	0.2960	0.3040	0.1500	0.0205	0.0200	2.7	30.0

FORM VII
GC/MS VOA CONTINUING CALIBRATION DATA

Lab Name: TestAmerica Canton Job No.: 240-96812-1

SDG No.:

Lab Sample ID: ICV 240-330161/5 Calibration Date: 06/05/2018 18:17

Instrument ID: A3UX12 Calib Start Date: 06/05/2018 17:54

GC Column: DB-624 ID: 0.18(mm) Calib End Date: 06/05/2018 20:44

Lab File ID: U1264192.D Conc. Units: ng/uL Heated Purge: (Y/N) N

ANALYTE	CURVE TYPE	AVE RRF	RRF	MIN RRF	CALC AMOUNT	SPIKE AMOUNT	%D	MAX %D
Methylcyclohexane	Ave	0.4548	0.4757	0.1000	0.0209	0.0200	4.6	30.0
1,2-Dichloropropane	Ave	0.1717	0.1869	0.1000	0.0218	0.0200	8.8	30.0
Dibromomethane	Ave	0.1451	0.1458		0.0201	0.0200	0.5	30.0
1,4-Dioxane	Ave	0.0015	0.0015		0.392	0.400	-2.1	50.0
Bromodichloromethane	Ave	0.2882	0.3043	0.1500	0.0211	0.0200	5.6	30.0
2-Chloroethyl vinyl ether	Ave	0.0796	0.0794		0.0200	0.0200	-0.2	30.0
cis-1,3-Dichloropropene	Ave	0.3116	0.3287	0.1500	0.0211	0.0200	5.5	30.0
4-Methyl-2-pentanone	Ave	0.1021	0.1104	0.0500	0.0432	0.0400	8.1	30.0
Toluene	Ave	1.317	1.395	0.4000	0.0212	0.0200	5.9	30.0
trans-1,3-Dichloropropene	Ave	0.3443	0.3439	0.1000	0.0200	0.0200	-0.1	30.0
Ethyl methacrylate	Ave	0.2604	0.2724		0.0209	0.0200	4.6	30.0
1,1,2-Trichloroethane	Ave	0.2286	0.2487	0.1000	0.0218	0.0200	8.8	30.0
Tetrachloroethene	Ave	0.3936	0.3948	0.1500	0.0201	0.0200	0.3	30.0
1,3-Dichloropropane	Ave	0.3618	0.3734		0.0206	0.0200	3.2	30.0
2-Hexanone	Ave	0.0858	0.0951	0.0500	0.0443	0.0400	10.9	30.0
Dibromochloromethane	Ave	0.2713	0.2948		0.0217	0.0200	8.7	30.0
1,2-Dibromoethane	Ave	0.2287	0.2459		0.0215	0.0200	7.6	30.0
Chlorobenzene	Ave	0.9528	0.9798	0.3000	0.0206	0.0200	2.8	30.0
1,1,1,2-Tetrachloroethane	Ave	0.3135	0.3449		0.0220	0.0200	10.0	30.0
Ethylbenzene	Ave	0.5190	0.5469		0.0211	0.0200	5.4	30.0
m-Xylene & p-Xylene	Ave	0.6483	0.6837		0.0211	0.0200	5.5	30.0
o-Xylene	Ave	0.6100	0.6582		0.0216	0.0200	7.9	30.0
Styrene	Ave	1.018	1.079	0.3000	0.0212	0.0200	6.1	30.0
Bromoform	Ave	0.1508	0.1564	0.1000	0.0208	0.0200	3.8	30.0
Isopropylbenzene	Ave	1.617	1.749	0.1000	0.0216	0.0200	8.2	30.0
1,1,2,2-Tetrachloroethane	Ave	0.4640	0.5023	0.3000	0.0216	0.0200	8.2	30.0
Bromobenzene	Ave	0.7526	0.7764		0.0206	0.0200	3.2	30.0
1,2,3-Trichloropropane	Ave	0.1805	0.2041		0.0226	0.0200	13.1	30.0
trans-1,4-Dichloro-2-butene	Ave	0.0974	0.1045		0.0214	0.0200	7.2	30.0
n-Propylbenzene	Ave	0.8654	0.9324		0.0215	0.0200	7.7	30.0
2-Chlorotoluene	Ave	0.7278	0.7749		0.0213	0.0200	6.5	30.0
1,3,5-Trimethylbenzene	Ave	2.371	2.607		0.0220	0.0200	9.9	30.0
4-Chlorotoluene	Ave	0.7886	0.8209		0.0208	0.0200	4.1	30.0
tert-Butylbenzene	Ave	2.255	2.456		0.0218	0.0200	8.9	30.0
1,2,4-Trimethylbenzene	Ave	2.455	2.685		0.0219	0.0200	9.4	30.0
sec-Butylbenzene	Ave	3.199	3.475		0.0217	0.0200	8.6	30.0
1,3-Dichlorobenzene	Ave	1.554	1.576	0.6000	0.0203	0.0200	1.4	30.0
p-Isopropyltoluene	Ave	2.783	3.049		0.0219	0.0200	9.6	30.0
1,4-Dichlorobenzene	Ave	1.648	1.637	0.5000	0.0199	0.0200	-0.7	30.0
n-Butylbenzene	Ave	2.247	2.391		0.0213	0.0200	6.4	30.0
1,2-Dichlorobenzene	Ave	1.439	1.505	0.4000	0.0209	0.0200	4.6	30.0

FORM VII
GC/MS VOA CONTINUING CALIBRATION DATA

Lab Name: TestAmerica Canton Job No.: 240-96812-1

SDG No.:

Lab Sample ID: ICV 240-330161/5 Calibration Date: 06/05/2018 18:17

Instrument ID: A3UX12 Calib Start Date: 06/05/2018 17:54

GC Column: DB-624 ID: 0.18(mm) Calib End Date: 06/05/2018 20:44

Lab File ID: U1264192.D Conc. Units: ng/uL Heated Purge: (Y/N) N

ANALYTE	CURVE TYPE	AVE RRF	RRF	MIN RRF	CALC AMOUNT	SPIKE AMOUNT	%D	MAX %D
1,2-Dibromo-3-Chloropropane	Ave	0.1061	0.1182	0.0500	0.0223	0.0200	11.4	50.0
1,2,4-Trichlorobenzene	Ave	0.9623	0.9432	0.2000	0.0196	0.0200	-2.0	50.0
Hexachlorobutadiene	Ave	0.3791	0.3746		0.0198	0.0200	-1.2	30.0
Naphthalene	Ave	1.827	1.975		0.0216	0.0200	8.1	50.0
1,2,3-Trichlorobenzene	Ave	0.8393	0.8562		0.0204	0.0200	2.0	30.0
Dibromofluoromethane (Surr)	Ave	0.2434	0.2603		0.0214	0.0200	6.9	30.0
1,2-Dichloroethane-d4 (Surr)	Ave	0.2094	0.2229		0.0213	0.0200	6.5	30.0
Toluene-d8 (Surr)	Ave	1.211	1.282		0.0212	0.0200	5.9	30.0
4-Bromofluorobenzene (Surr)	Ave	0.4581	0.4561		0.0199	0.0200	-0.4	30.0

FORM V
GC/MS VOA INSTRUMENT PERFORMANCE CHECK
BROMOFLUOROBENZENE (BFB)

Lab Name: TestAmerica Canton Job No.: 240-96812-1

SDG No.:

Lab File ID: BFB3876.D BFB Injection Date: 06/15/2018

Instrument ID: A3UX12 BFB Injection Time: 10:23

Analysis Batch No.: 331811

M/E	ION ABUNDANCE CRITERIA	% RELATIVE ABUNDANCE	
50	15.0 - 40.0 % of mass 95	17.8	
75	30.0 - 60.0 % of mass 95	53.8	
95	Base Peak, 100% relative abundance	100.0	
96	5.0 - 9.0 % of mass 95	6.9	
173	Less than 2.0 % of mass 174	0.2	(0.3) 1
174	50.0 - 120.00 % of mass 95	70.0	
175	5.0 - 9.0 % of mass 174	5.9	(8.5) 1
176	95.0 - 101.0 % of mass 174	67.8	(96.8) 1
177	5.0 - 9.0 % of mass 176	4.5	(6.7) 2

1-Value is % mass 174 2-Value is % mass 176

THIS CHECK APPLIES TO THE FOLLOWING SAMPLES, MS, MSD, BLANKS AND STANDARDS:

CLIENT SAMPLE ID	LAB SAMPLE ID	LAB FILE ID	DATE ANALYZED	TIME ANALYZED
	CCV 240-331811/4	U1264469.D	06/15/2018	10:44
	CCVIS 240-331811/5	U1264470.D	06/15/2018	11:08
	LCS 240-331811/6	U1264471.D	06/15/2018	11:31
	MB 240-331811/9	U1264474.D	06/15/2018	12:41
MSA-SW38B-3_18	240-96812-1	U1264488a.D	06/15/2018	18:26
MSA-SW40B-3_18	240-96812-2	U1264489.D	06/15/2018	18:49
MSA-SW40C-3_18	240-96812-3	U1264490a.D	06/15/2018	19:12
MSA-SW40D-3_18	240-96812-4	U1264491.D	06/15/2018	19:35
MSA-SW38A-3_18	240-96812-5	U1264492.D	06/15/2018	19:59
	240-96848-B-2 MS	U1264495.D	06/15/2018	21:08
	240-96848-B-2 MSD	U1264496.D	06/15/2018	21:32

FORM VII
GC/MS VOA CONTINUING CALIBRATION DATA

Lab Name: TestAmerica Canton Job No.: 240-96812-1

SDG No.:

Lab Sample ID: CCV 240-331811/4 Calibration Date: 06/15/2018 10:44

Instrument ID: A3UX12 Calib Start Date: 05/24/2018 16:09

GC Column: DB-624 ID: 0.18(mm) Calib End Date: 05/24/2018 18:05

Lab File ID: U1264469.D Conc. Units: ng/uL Heated Purge: (Y/N) N

ANALYTE	CURVE TYPE	AVE RRF	RRF	MIN RRF	CALC AMOUNT	SPIKE AMOUNT	%D	MAX %D
Acetonitrile	Lin1		0.0092		0.209	0.200	4.3	20.0
Diisopropyl ether	Ave	0.1725	0.1707		0.0198	0.0200	-1.1	20.0
2-Chloro-1,3-butadiene	Ave	0.2384	0.2602		0.0218	0.0200	9.2	20.0
Ethyl-t-butyl ether (ETBE)	Ave	0.4651	0.4666		0.0201	0.0200	0.3	20.0
Ethyl acetate	Ave	0.0960	0.0829		0.0346	0.0400	-13.6	50.0
Propionitrile	Ave	0.0124	0.0116		0.187	0.200	-6.5	20.0
Methacrylonitrile	Ave	0.0563	0.0486		0.173	0.200	-13.6	20.0
Tert-amyl-methyl ether (TAME)	Ave	0.5745	0.5338		0.0186	0.0200	-7.1	20.0
n-Butanol	Lin1		0.0023		0.551	0.500	10.2	20.0
Ethyl acrylate	Ave	0.1538	0.1366		0.0178	0.0200	-11.2	20.0
Methyl methacrylate	Ave	0.0971	0.0798		0.0329	0.0400	-17.8	20.0
2-Nitropropane	Ave	0.0197	0.0153		0.0310	0.0400	-22.6*	20.0
n-Butyl acetate	Ave	0.2314	0.1933		0.0167	0.0200	-16.5	20.0
1-Chlorohexane	Ave	0.4377	0.4340		0.0198	0.0200	-0.8	20.0
Cyclohexanone	Ave	0.0032	0.0034		0.212	0.200	6.1	20.0
Pentachloroethane	Ave	0.2982	0.3036		0.0407	0.0400	1.8	20.0
1,2,3-Trimethylbenzene	Ave	2.371	2.495		0.0210	0.0200	5.2	20.0
Benzyl chloride	Ave	0.7976	0.6928		0.0174	0.0200	-13.1	20.0
1,3,5-Trichlorobenzene	Ave	0.9357	0.8839		0.0189	0.0200	-5.5	20.0
2-Methylnaphthalene	Lin1		0.6195		0.0193	0.0400	-51.9*	20.0

FORM VII
GC/MS VOA CONTINUING CALIBRATION DATA

Lab Name: TestAmerica Canton Job No.: 240-96812-1

SDG No.:

Lab Sample ID: CCVIS 240-331811/5 Calibration Date: 06/15/2018 11:08

Instrument ID: A3UX12 Calib Start Date: 06/05/2018 17:54

GC Column: DB-624 ID: 0.18(mm) Calib End Date: 06/05/2018 20:44

Lab File ID: U1264470.D Conc. Units: ng/uL Heated Purge: (Y/N) N

ANALYTE	CURVE TYPE	AVE RRF	RRF	MIN RRF	CALC AMOUNT	SPIKE AMOUNT	%D	MAX %D
Dichlorodifluoromethane	Ave	0.3524	0.2631	0.1000	0.0149	0.0200	-25.3*	20.0
Chloromethane	Ave	0.2290	0.2477	0.1000	0.0216	0.0200	8.2	20.0
Vinyl chloride	Ave	0.2642	0.2946	0.1000	0.0223	0.0200	11.5	20.0
Butadiene	Ave	0.2375	0.2497		0.0210	0.0200	5.2	20.0
Bromomethane	Ave	0.2643	0.2818	0.0500	0.0213	0.0200	6.6	20.0
Chloroethane	Ave	0.1818	0.2134	0.0500	0.0235	0.0200	17.4	20.0
Dichlorofluoromethane	Ave	0.4148	0.4782		0.0231	0.0200	15.3	20.0
Trichlorofluoromethane	Ave	0.4980	0.4935	0.1000	0.0198	0.0200	-0.9	20.0
Ethyl ether	Ave	0.1427	0.1539		0.0216	0.0200	7.9	20.0
Acrolein	Ave	0.0225	0.0215		0.0952	0.100	-4.8	50.0
1,1-Dichloroethene	Ave	0.3066	0.3375	0.1000	0.0220	0.0200	10.1	20.0
1,1,2-Trichloro-1,2,2-trichf luoroethane	Ave	0.2730	0.2513	0.0500	0.0184	0.0200	-7.9	20.0
Acetone	Lin1		0.0313	0.0100	0.0409	0.0400	2.3	50.0
Iodomethane	Ave	0.4286	0.3769		0.0176	0.0200	-12.0	20.0
Carbon disulfide	Ave	0.7522	0.7008	0.1000	0.0186	0.0200	-6.8	20.0
3-Chloro-1-propene	Ave	0.2211	0.2488		0.0225	0.0200	12.5	20.0
Methyl acetate	Ave	0.0825	0.0840*	0.1000	0.0408	0.0400	1.9	20.0
Methylene Chloride	Ave	0.2226	0.2471	0.1000	0.0222	0.0200	11.0	50.0
tert-Butyl alcohol	Ave	0.0159	0.0155		0.195	0.200	-2.5	50.0
Acrylonitrile	Ave	0.0412	0.0412		0.200	0.200	-0.0	20.0
trans-1,2-Dichloroethene	Ave	0.2835	0.2954	0.1000	0.0208	0.0200	4.2	20.0
Methyl tert-butyl ether	Ave	0.5701	0.6073	0.1000	0.0213	0.0200	6.5	20.0
Hexane	Ave	0.2716	0.2323		0.0171	0.0200	-14.4	20.0
1,1-Dichloroethane	Ave	0.3077	0.3129	0.2000	0.0203	0.0200	1.7	20.0
Vinyl acetate	Ave	0.1577	0.1631		0.0207	0.0200	3.4	50.0
2,2-Dichloropropane	Ave	0.3448	0.3346		0.0194	0.0200	-3.0	20.0
cis-1,2-Dichloroethene	Ave	0.2797	0.2403	0.1000	0.0172	0.0200	-14.1	20.0
2-Butanone	Ave	0.0173	0.0161	0.0100	0.0371	0.0400	-7.2	20.0
Bromochloromethane	Ave	0.1331	0.1281		0.0192	0.0200	-3.8	20.0
Tetrahydrofuran	Ave	0.0277	0.0260		0.0376	0.0400	-6.1	20.0
Chloroform	Ave	0.3937	0.3732	0.2000	0.0190	0.0200	-5.2	20.0
1,1,1-Trichloroethane	Ave	0.3980	0.3572	0.1000	0.0180	0.0200	-10.2	20.0
Cyclohexane	Ave	0.4006	0.3416	0.1000	0.0171	0.0200	-14.7	20.0
1,1-Dichloropropene	Ave	0.3134	0.3104		0.0198	0.0200	-1.0	20.0
Carbon tetrachloride	Ave	0.3465	0.3010	0.1000	0.0174	0.0200	-13.1	20.0
Isobutyl alcohol	Ave	0.0032	0.0030		0.467	0.500	-6.6	20.0
Benzene	Ave	0.8849	0.8890	0.5000	0.0201	0.0200	0.5	20.0
1,2-Dichloroethane	Ave	0.2402	0.2512	0.1000	0.0209	0.0200	4.6	20.0
n-Heptane	Lin1		0.1537		0.0167	0.0200	-16.6	20.0
Trichloroethene	Ave	0.2960	0.2510	0.1500	0.0170	0.0200	-15.2	20.0

FORM VII
GC/MS VOA CONTINUING CALIBRATION DATA

Lab Name: TestAmerica Canton Job No.: 240-96812-1

SDG No.:

Lab Sample ID: CCVIS 240-331811/5 Calibration Date: 06/15/2018 11:08

Instrument ID: A3UX12 Calib Start Date: 06/05/2018 17:54

GC Column: DB-624 ID: 0.18(mm) Calib End Date: 06/05/2018 20:44

Lab File ID: U1264470.D Conc. Units: ng/uL Heated Purge: (Y/N) N

ANALYTE	CURVE TYPE	AVE RRF	RRF	MIN RRF	CALC AMOUNT	SPIKE AMOUNT	%D	MAX %D
Methylcyclohexane	Ave	0.4548	0.3888	0.1000	0.0171	0.0200	-14.5	20.0
1,2-Dichloropropane	Ave	0.1717	0.1797	0.1000	0.0209	0.0200	4.7	20.0
Dibromomethane	Ave	0.1451	0.1069		0.0147	0.0200	-26.4*	20.0
1,4-Dioxane	Ave	0.0015	0.0012		0.309	0.400	-22.9	50.0
Bromodichloromethane	Ave	0.2882	0.2837	0.1500	0.0197	0.0200	-1.6	20.0
2-Chloroethyl vinyl ether	Ave	0.0796	0.0893		0.0449	0.0400	12.1	20.0
cis-1,3-Dichloropropene	Ave	0.3116	0.3132	0.1500	0.0201	0.0200	0.5	20.0
4-Methyl-2-pentanone	Ave	0.1021	0.0997	0.0500	0.0390	0.0400	-2.4	20.0
Toluene	Ave	1.317	1.386	0.4000	0.0210	0.0200	5.2	20.0
trans-1,3-Dichloropropene	Ave	0.3443	0.3424	0.1000	0.0199	0.0200	-0.6	20.0
Ethyl methacrylate	Ave	0.2604	0.2655		0.0204	0.0200	1.9	20.0
1,1,2-Trichloroethane	Ave	0.2286	0.2169	0.1000	0.0190	0.0200	-5.1	20.0
Tetrachloroethene	Ave	0.3936	0.3279	0.1500	0.0167	0.0200	-16.7	20.0
1,3-Dichloropropane	Ave	0.3618	0.3754		0.0208	0.0200	3.8	20.0
2-Hexanone	Ave	0.0858	0.0888	0.0500	0.0414	0.0400	3.5	20.0
Dibromochloromethane	Ave	0.2713	0.2386		0.0176	0.0200	-12.0	20.0
1,2-Dibromoethane	Ave	0.2287	0.2130		0.0186	0.0200	-6.8	20.0
Chlorobenzene	Ave	0.9528	0.9107	0.3000	0.0191	0.0200	-4.4	20.0
1,1,1,2-Tetrachloroethane	Ave	0.3135	0.2844		0.0181	0.0200	-9.3	20.0
Ethylbenzene	Ave	0.5190	0.5144		0.0198	0.0200	-0.9	20.0
m-Xylene & p-Xylene	Ave	0.6483	0.6491		0.0200	0.0200	0.1	20.0
o-Xylene	Ave	0.6100	0.6208		0.0204	0.0200	1.8	20.0
Styrene	Ave	1.018	1.058	0.3000	0.0208	0.0200	3.9	20.0
Bromoform	Ave	0.1508	0.1241	0.1000	0.0165	0.0200	-17.7	20.0
Isopropylbenzene	Ave	1.617	1.633	0.1000	0.0202	0.0200	1.0	20.0
1,1,2,2-Tetrachloroethane	Ave	0.4640	0.4739	0.3000	0.0204	0.0200	2.1	20.0
Bromobenzene	Ave	0.7526	0.6450		0.0171	0.0200	-14.3	20.0
1,2,3-Trichloropropane	Ave	0.1805	0.1718		0.0190	0.0200	-4.8	20.0
trans-1,4-Dichloro-2-butene	Ave	0.0974	0.1056		0.0217	0.0200	8.4	20.0
n-Propylbenzene	Ave	0.8654	0.8496		0.0196	0.0200	-1.8	20.0
2-Chlorotoluene	Ave	0.7278	0.6955		0.0191	0.0200	-4.4	20.0
1,3,5-Trimethylbenzene	Ave	2.371	2.476		0.0209	0.0200	4.4	20.0
4-Chlorotoluene	Ave	0.7886	0.7447		0.0189	0.0200	-5.6	20.0
tert-Butylbenzene	Ave	2.255	2.192		0.0194	0.0200	-2.8	20.0
1,2,4-Trimethylbenzene	Ave	2.455	2.621		0.0214	0.0200	6.8	20.0
sec-Butylbenzene	Ave	3.199	3.277		0.0205	0.0200	2.5	20.0
1,3-Dichlorobenzene	Ave	1.554	1.410	0.6000	0.0181	0.0200	-9.3	20.0
p-Isopropyltoluene	Ave	2.783	2.816		0.0202	0.0200	1.2	20.0
1,4-Dichlorobenzene	Ave	1.648	1.445	0.5000	0.0175	0.0200	-12.3	20.0
n-Butylbenzene	Ave	2.247	2.386		0.0212	0.0200	6.1	20.0
1,2-Dichlorobenzene	Ave	1.439	1.309	0.4000	0.0182	0.0200	-9.0	20.0

FORM VII 8260C

FORM VII
GC/MS VOA CONTINUING CALIBRATION DATA

Lab Name: TestAmerica Canton Job No.: 240-96812-1

SDG No.:

Lab Sample ID: CCVIS 240-331811/5 Calibration Date: 06/15/2018 11:08

Instrument ID: A3UX12 Calib Start Date: 06/05/2018 17:54

GC Column: DB-624 ID: 0.18(mm) Calib End Date: 06/05/2018 20:44

Lab File ID: U1264470.D Conc. Units: ng/uL Heated Purge: (Y/N) N

ANALYTE	CURVE TYPE	AVE RRF	RRF	MIN RRF	CALC AMOUNT	SPIKE AMOUNT	%D	MAX %D
1,2-Dibromo-3-Chloropropane	Ave	0.1061	0.0848	0.0500	0.0160	0.0200	-20.1	50.0
1,2,4-Trichlorobenzene	Ave	0.9623	0.7288	0.2000	0.0151	0.0200	-24.3	50.0
Hexachlorobutadiene	Ave	0.3791	0.2791		0.0147	0.0200	-26.4*	20.0
Naphthalene	Ave	1.827	1.499		0.0164	0.0200	-17.9	50.0
1,2,3-Trichlorobenzene	Ave	0.8393	0.6098		0.0145	0.0200	-27.3*	20.0
Dibromofluoromethane (Surr)	Ave	0.2434	0.2429		0.0200	0.0200	-0.2	20.0
1,2-Dichloroethane-d4 (Surr)	Ave	0.2094	0.2267		0.0217	0.0200	8.3	20.0
Toluene-d8 (Surr)	Ave	1.211	1.367		0.0226	0.0200	12.9	20.0
4-Bromofluorobenzene (Surr)	Ave	0.4581	0.4767		0.0208	0.0200	4.1	20.0

FORM V
GC/MS VOA INSTRUMENT PERFORMANCE CHECK
BROMOFLUOROBENZENE (BFB)

Lab Name: TestAmerica Canton Job No.: 240-96812-1

SDG No.:

Lab File ID: BFB3879.D BFB Injection Date: 06/17/2018

Instrument ID: A3UX12 BFB Injection Time: 13:32

Analysis Batch No.: 332009

M/E	ION ABUNDANCE CRITERIA	% RELATIVE ABUNDANCE	
50	15.0 - 40.0 % of mass 95	18.5	
75	30.0 - 60.0 % of mass 95	54.1	
95	Base Peak, 100% relative abundance	100.0	
96	5.0 - 9.0 % of mass 95	7.2	
173	Less than 2.0 % of mass 174	0.0	(0.0) 1
174	50.0 - 120.00 % of mass 95	74.9	
175	5.0 - 9.0 % of mass 174	6.7	(8.9) 1
176	95.0 - 101.0 % of mass 174	73.8	(98.5) 1
177	5.0 - 9.0 % of mass 176	4.5	(6.1) 2

1-Value is % mass 174 2-Value is % mass 176

THIS CHECK APPLIES TO THE FOLLOWING SAMPLES, MS, MSD, BLANKS AND STANDARDS:

CLIENT SAMPLE ID	LAB SAMPLE ID	LAB FILE ID	DATE ANALYZED	TIME ANALYZED
	CCV 240-332009/3	U1264519.D	06/17/2018	14:01
	CCVIS 240-332009/4	U1264520.D	06/17/2018	14:24
	LCS 240-332009/5	U1264521.D	06/17/2018	14:47
	MB 240-332009/8	U1264524.D	06/17/2018	15:56
MSA-SW44D-3_18	240-96812-6	U1264525.D	06/17/2018	16:19
MSA-SW43A-3_18	240-96812-7	U1264526.D	06/17/2018	16:42
MSA-SW47A-3_18	240-96812-8	U1264527.D	06/17/2018	17:05
MSA-SW46A-3_18	240-96812-9	U1264528.D	06/17/2018	17:28
MSA-SW48A-3_18	240-96812-10	U1264529.D	06/17/2018	17:51
MSA-SW43A-3_18	240-96812-11	U1264530a.D	06/17/2018	18:14
MSA-SW43B-3_18	240-96812-12	U1264531.D	06/17/2018	18:36
MSA-SW37D-3_18	240-96812-13	U1264532.D	06/17/2018	19:00
MSA-SW37C-3_18	240-96812-14	U1264533.D	06/17/2018	19:23
MSA-SW37B-3_18	240-96812-15	U1264534.D	06/17/2018	19:46
MSA-SW37A-3_18	240-96812-16	U1264535.D	06/17/2018	20:09
MSA-SW40A-3_18	240-96812-17	U1264536.D	06/17/2018	20:32
MSA-SW38C-3_18	240-96812-18	U1264537.D	06/17/2018	20:55
MSA-SW38D-3_18	240-96812-19	U1264538.D	06/17/2018	21:18
MSA-SW44A-3_18	240-96812-20	U1264539.D	06/17/2018	21:41
MSA-SW44B-3_18	240-96812-21	U1264540.D	06/17/2018	22:05
MSA-SW44C-3_18	240-96812-22	U1264541.D	06/17/2018	22:28
EL-SW01-D-3_18	240-96812-23	U1264542.D	06/17/2018	22:51
MSA-SW-41A-3_18	240-96812-24	U1264543.D	06/17/2018	23:15
MSA-SW-41B-3_18	240-96812-25	U1264544.D	06/17/2018	23:38

FORM VII
GC/MS VOA CONTINUING CALIBRATION DATA

Lab Name: TestAmerica Canton Job No.: 240-96812-1

SDG No.:

Lab Sample ID: CCV 240-332009/3 Calibration Date: 06/17/2018 14:01

Instrument ID: A3UX12 Calib Start Date: 05/24/2018 16:09

GC Column: DB-624 ID: 0.18(mm) Calib End Date: 05/24/2018 18:05

Lab File ID: U1264519.D Conc. Units: ng/uL Heated Purge: (Y/N) N

ANALYTE	CURVE TYPE	AVE RRF	RRF	MIN RRF	CALC AMOUNT	SPIKE AMOUNT	%D	MAX %D
Acetonitrile	Lin1		0.0110		0.251	0.200	25.3*	20.0
Diisopropyl ether	Ave	0.1725	0.1885		0.0218	0.0200	9.2	20.0
2-Chloro-1,3-butadiene	Ave	0.2384	0.2994		0.0251	0.0200	25.6*	20.0
Ethyl-t-butyl ether (ETBE)	Ave	0.4651	0.5212		0.0224	0.0200	12.0	20.0
Ethyl acetate	Ave	0.0960	0.0901		0.0375	0.0400	-6.1	50.0
Propionitrile	Ave	0.0124	0.0128		0.206	0.200	3.0	20.0
Methacrylonitrile	Ave	0.0563	0.0548		0.195	0.200	-2.5	20.0
Tert-amyl-methyl ether (TAME)	Ave	0.5745	0.6063		0.0211	0.0200	5.5	20.0
n-Butanol	Lin1		0.0026		0.624	0.500	24.7*	20.0
Ethyl acrylate	Ave	0.1538	0.1513		0.0197	0.0200	-1.6	20.0
Methyl methacrylate	Ave	0.0971	0.0918		0.0378	0.0400	-5.5	20.0
2-Nitropropane	Ave	0.0197	0.0175		0.0356	0.0400	-11.0	20.0
n-Butyl acetate	Ave	0.2314	0.2259		0.0195	0.0200	-2.4	20.0
1-Chlorohexane	Ave	0.4377	0.5268		0.0241	0.0200	20.4*	20.0
Cyclohexanone	Ave	0.0032	0.0044		0.274	0.200	37.2*	20.0
Pentachloroethane	Ave	0.2982	0.3925		0.0527	0.0400	31.6*	20.0
1,2,3-Trimethylbenzene	Ave	2.371	3.133		0.0264	0.0200	32.1*	20.0
Benzyl chloride	Ave	0.7976	0.9443		0.0237	0.0200	18.4	20.0
1,3,5-Trichlorobenzene	Ave	0.9357	1.069		0.0228	0.0200	14.2	20.0
2-Methylnaphthalene	Lin1		0.8557		0.0263	0.0400	-34.2*	20.0

FORM VII
GC/MS VOA CONTINUING CALIBRATION DATA

Lab Name: TestAmerica Canton Job No.: 240-96812-1

SDG No.:

Lab Sample ID: CCVIS 240-332009/4 Calibration Date: 06/17/2018 14:24

Instrument ID: A3UX12 Calib Start Date: 06/05/2018 17:54

GC Column: DB-624 ID: 0.18(mm) Calib End Date: 06/05/2018 20:44

Lab File ID: U1264520.D Conc. Units: ng/uL Heated Purge: (Y/N) N

ANALYTE	CURVE TYPE	AVE RRF	RRF	MIN RRF	CALC AMOUNT	SPIKE AMOUNT	%D	MAX %D
Dichlorodifluoromethane	Ave	0.3524	0.3314	0.1000	0.0188	0.0200	-6.0	20.0
Chloromethane	Ave	0.2290	0.2513	0.1000	0.0219	0.0200	9.7	20.0
Vinyl chloride	Ave	0.2642	0.2959	0.1000	0.0224	0.0200	12.0	20.0
Butadiene	Ave	0.2375	0.2703		0.0228	0.0200	13.8	20.0
Bromomethane	Ave	0.2643	0.2851	0.0500	0.0216	0.0200	7.9	20.0
Chloroethane	Ave	0.1818	0.2151	0.0500	0.0237	0.0200	18.3	20.0
Dichlorofluoromethane	Ave	0.4148	0.4802		0.0232	0.0200	15.8	20.0
Trichlorofluoromethane	Ave	0.4980	0.5468	0.1000	0.0220	0.0200	9.8	20.0
Ethyl ether	Ave	0.1427	0.1573		0.0220	0.0200	10.2	20.0
Acrolein	Ave	0.0225	0.0230		0.102	0.100	2.1	50.0
1,1-Dichloroethene	Ave	0.3066	0.3572	0.1000	0.0233	0.0200	16.5	20.0
1,1,2-Trichloro-1,2,2-trichf luoroethane	Ave	0.2730	0.2885	0.0500	0.0211	0.0200	5.7	20.0
Acetone	Lin1		0.0330	0.0100	0.0433	0.0400	8.3	50.0
Iodomethane	Ave	0.4286	0.3801		0.0177	0.0200	-11.3	20.0
Carbon disulfide	Ave	0.7522	0.7301	0.1000	0.0194	0.0200	-2.9	20.0
3-Chloro-1-propene	Ave	0.2211	0.2511		0.0227	0.0200	13.6	20.0
Methyl acetate	Ave	0.0825	0.0788*	0.1000	0.0382	0.0400	-4.4	20.0
Methylene Chloride	Ave	0.2226	0.2516	0.1000	0.0226	0.0200	13.1	50.0
tert-Butyl alcohol	Ave	0.0159	0.0160		0.201	0.200	0.3	50.0
Acrylonitrile	Ave	0.0412	0.0411		0.200	0.200	-0.2	20.0
trans-1,2-Dichloroethene	Ave	0.2835	0.3104	0.1000	0.0219	0.0200	9.5	20.0
Methyl tert-butyl ether	Ave	0.5701	0.5967	0.1000	0.0209	0.0200	4.7	20.0
Hexane	Ave	0.2716	0.2792		0.0206	0.0200	2.8	20.0
1,1-Dichloroethane	Ave	0.3077	0.3254	0.2000	0.0212	0.0200	5.8	20.0
Vinyl acetate	Ave	0.1577	0.1878		0.0238	0.0200	19.1	50.0
2,2-Dichloropropane	Ave	0.3448	0.3389		0.0197	0.0200	-1.7	20.0
cis-1,2-Dichloroethene	Ave	0.2797	0.2446	0.1000	0.0175	0.0200	-12.5	20.0
2-Butanone	Ave	0.0173	0.0154	0.0100	0.0357	0.0400	-10.8	20.0
Bromochloromethane	Ave	0.1331	0.1275		0.0192	0.0200	-4.2	20.0
Tetrahydrofuran	Ave	0.0277	0.0266		0.0385	0.0400	-3.8	20.0
Chloroform	Ave	0.3937	0.3784	0.2000	0.0192	0.0200	-3.9	20.0
1,1,1-Trichloroethane	Ave	0.3980	0.3737	0.1000	0.0188	0.0200	-6.1	20.0
Cyclohexane	Ave	0.4006	0.3952	0.1000	0.0197	0.0200	-1.3	20.0
1,1-Dichloropropene	Ave	0.3134	0.3185		0.0203	0.0200	1.6	20.0
Carbon tetrachloride	Ave	0.3465	0.3183	0.1000	0.0184	0.0200	-8.1	20.0
Isobutyl alcohol	Ave	0.0032	0.0029		0.458	0.500	-8.4	20.0
Benzene	Ave	0.8849	0.9068	0.5000	0.0205	0.0200	2.5	20.0
1,2-Dichloroethane	Ave	0.2402	0.2439	0.1000	0.0203	0.0200	1.6	20.0
n-Heptane	Lin1		0.1853		0.0208	0.0200	4.0	20.0
Trichloroethene	Ave	0.2960	0.2560	0.1500	0.0173	0.0200	-13.5	20.0

FORM VII
GC/MS VOA CONTINUING CALIBRATION DATA

Lab Name: TestAmerica Canton Job No.: 240-96812-1

SDG No.:

Lab Sample ID: CCVIS 240-332009/4 Calibration Date: 06/17/2018 14:24

Instrument ID: A3UX12 Calib Start Date: 06/05/2018 17:54

GC Column: DB-624 ID: 0.18(mm) Calib End Date: 06/05/2018 20:44

Lab File ID: U1264520.D Conc. Units: ng/uL Heated Purge: (Y/N) N

ANALYTE	CURVE TYPE	AVE RRF	RRF	MIN RRF	CALC AMOUNT	SPIKE AMOUNT	%D	MAX %D
Methylcyclohexane	Ave	0.4548	0.4685	0.1000	0.0206	0.0200	3.0	20.0
1,2-Dichloropropane	Ave	0.1717	0.1811	0.1000	0.0211	0.0200	5.5	20.0
Dibromomethane	Ave	0.1451	0.1104		0.0152	0.0200	-23.9*	20.0
1,4-Dioxane	Ave	0.0015	0.0014		0.361	0.400	-9.8	50.0
Bromodichloromethane	Ave	0.2882	0.2970	0.1500	0.0206	0.0200	3.0	20.0
2-Chloroethyl vinyl ether	Ave	0.0796	0.0863		0.0434	0.0400	8.4	20.0
cis-1,3-Dichloropropene	Ave	0.3116	0.3236	0.1500	0.0208	0.0200	3.9	20.0
4-Methyl-2-pentanone	Ave	0.1021	0.1009	0.0500	0.0395	0.0400	-1.2	20.0
Toluene	Ave	1.317	1.445	0.4000	0.0219	0.0200	9.7	20.0
trans-1,3-Dichloropropene	Ave	0.3443	0.3799	0.1000	0.0221	0.0200	10.3	20.0
Ethyl methacrylate	Ave	0.2604	0.2736		0.0210	0.0200	5.1	20.0
1,1,2-Trichloroethane	Ave	0.2286	0.2175	0.1000	0.0190	0.0200	-4.9	20.0
Tetrachloroethene	Ave	0.3936	0.3432	0.1500	0.0174	0.0200	-12.8	20.0
1,3-Dichloropropane	Ave	0.3618	0.3860		0.0213	0.0200	6.7	20.0
2-Hexanone	Ave	0.0858	0.0950	0.0500	0.0443	0.0400	10.7	20.0
Dibromochloromethane	Ave	0.2713	0.2452		0.0181	0.0200	-9.6	20.0
1,2-Dibromoethane	Ave	0.2287	0.2122		0.0186	0.0200	-7.2	20.0
Chlorobenzene	Ave	0.9528	0.9474	0.3000	0.0199	0.0200	-0.6	20.0
1,1,1,2-Tetrachloroethane	Ave	0.3135	0.3014		0.0192	0.0200	-3.9	20.0
Ethylbenzene	Ave	0.5190	0.5538		0.0213	0.0200	6.7	20.0
m-Xylene & p-Xylene	Ave	0.6483	0.6757		0.0208	0.0200	4.2	20.0
o-Xylene	Ave	0.6100	0.6500		0.0213	0.0200	6.6	20.0
Styrene	Ave	1.018	1.107	0.3000	0.0218	0.0200	8.8	20.0
Bromoform	Ave	0.1508	0.1281	0.1000	0.0170	0.0200	-15.1	20.0
Isopropylbenzene	Ave	1.617	1.781	0.1000	0.0220	0.0200	10.2	20.0
1,1,2,2-Tetrachloroethane	Ave	0.4640	0.4989	0.3000	0.0215	0.0200	7.5	20.0
Bromobenzene	Ave	0.7526	0.6928		0.0184	0.0200	-7.9	20.0
1,2,3-Trichloropropane	Ave	0.1805	0.1735		0.0192	0.0200	-3.9	20.0
trans-1,4-Dichloro-2-butene	Ave	0.0974	0.1080		0.0222	0.0200	10.8	20.0
n-Propylbenzene	Ave	0.8654	0.9046		0.0209	0.0200	4.5	20.0
2-Chlorotoluene	Ave	0.7278	0.7679		0.0211	0.0200	5.5	20.0
1,3,5-Trimethylbenzene	Ave	2.371	2.693		0.0227	0.0200	13.6	20.0
4-Chlorotoluene	Ave	0.7886	0.8121		0.0206	0.0200	3.0	20.0
tert-Butylbenzene	Ave	2.255	2.431		0.0216	0.0200	7.8	20.0
1,2,4-Trimethylbenzene	Ave	2.455	2.786		0.0227	0.0200	13.5	20.0
sec-Butylbenzene	Ave	3.199	3.676		0.0230	0.0200	14.9	20.0
1,3-Dichlorobenzene	Ave	1.554	1.490	0.6000	0.0192	0.0200	-4.1	20.0
p-Isopropyltoluene	Ave	2.783	3.081		0.0221	0.0200	10.7	20.0
1,4-Dichlorobenzene	Ave	1.648	1.538	0.5000	0.0187	0.0200	-6.7	20.0
n-Butylbenzene	Ave	2.247	2.659		0.0237	0.0200	18.3	20.0
1,2-Dichlorobenzene	Ave	1.439	1.373	0.4000	0.0191	0.0200	-4.6	20.0

FORM VII 8260C

FORM VII
GC/MS VOA CONTINUING CALIBRATION DATA

Lab Name: TestAmerica Canton Job No.: 240-96812-1

SDG No.:

Lab Sample ID: CCVIS 240-332009/4 Calibration Date: 06/17/2018 14:24

Instrument ID: A3UX12 Calib Start Date: 06/05/2018 17:54

GC Column: DB-624 ID: 0.18(mm) Calib End Date: 06/05/2018 20:44

Lab File ID: U1264520.D Conc. Units: ng/uL Heated Purge: (Y/N) N

ANALYTE	CURVE TYPE	AVE RRF	RRF	MIN RRF	CALC AMOUNT	SPIKE AMOUNT	%D	MAX %D
1,2-Dibromo-3-Chloropropane	Ave	0.1061	0.0861	0.0500	0.0162	0.0200	-18.8	50.0
1,2,4-Trichlorobenzene	Ave	0.9623	0.7908	0.2000	0.0164	0.0200	-17.8	50.0
Hexachlorobutadiene	Ave	0.3791	0.3134		0.0165	0.0200	-17.3	20.0
Naphthalene	Ave	1.827	1.583		0.0173	0.0200	-13.4	50.0
1,2,3-Trichlorobenzene	Ave	0.8393	0.6684		0.0159	0.0200	-20.4*	20.0
Dibromofluoromethane (Surr)	Ave	0.2434	0.2270		0.0187	0.0200	-6.7	20.0
1,2-Dichloroethane-d4 (Surr)	Ave	0.2094	0.2155		0.0206	0.0200	2.9	20.0
Toluene-d8 (Surr)	Ave	1.211	1.326		0.0219	0.0200	9.5	20.0
4-Bromofluorobenzene (Surr)	Ave	0.4581	0.4691		0.0205	0.0200	2.4	20.0

FORM V
GC/MS VOA INSTRUMENT PERFORMANCE CHECK
BROMOFLUOROBENZENE (BFB)

Lab Name: TestAmerica Canton Job No.: 240-96812-1

SDG No.:

Lab File ID: BFB3880.D BFB Injection Date: 06/18/2018

Instrument ID: A3UX12 BFB Injection Time: 06:20

Analysis Batch No.: 332047

M/E	ION ABUNDANCE CRITERIA	% RELATIVE ABUNDANCE	
50	15.0 - 40.0 % of mass 95	19.2	
75	30.0 - 60.0 % of mass 95	55.7	
95	Base Peak, 100% relative abundance	100.0	
96	5.0 - 9.0 % of mass 95	6.7	
173	Less than 2.0 % of mass 174	0.0	(0.0) 1
174	50.0 - 120.00 % of mass 95	78.1	
175	5.0 - 9.0 % of mass 174	6.4	(8.1) 1
176	95.0 - 101.0 % of mass 174	75.3	(96.4) 1
177	5.0 - 9.0 % of mass 176	4.8	(6.4) 2

1-Value is % mass 174 2-Value is % mass 176

THIS CHECK APPLIES TO THE FOLLOWING SAMPLES, MS, MSD, BLANKS AND STANDARDS:

CLIENT SAMPLE ID	LAB SAMPLE ID	LAB FILE ID	DATE ANALYZED	TIME ANALYZED
	CCV 240-332047/4	U1264547.D	06/18/2018	06:50
	CCVIS 240-332047/5	U1264548.D	06/18/2018	07:13
	LCS 240-332047/6	U1264549.D	06/18/2018	07:36
	MB 240-332047/9	U1264552.D	06/18/2018	08:45
	240-96905-B-1 MS	U1264558.D	06/18/2018	11:04
	240-96905-B-1 MSD	U1264559.D	06/18/2018	11:27
MSA-SW-41C-3_18	240-96812-26	U1264563.D	06/18/2018	13:11
MSA-SW-41D-3_18	240-96812-27	U1264564.D	06/18/2018	13:34
EL-SW-01-A-3_18	240-96812-28	U1264565.D	06/18/2018	13:57
EL-SW-01-B-3_18	240-96812-29	U1264566.D	06/18/2018	14:20
EL-SW-01-C-3_18	240-96812-30	U1264567.D	06/18/2018	14:43
MSA-SW-42A-3_18	240-96812-31	U1264568.D	06/18/2018	15:06
MSA-SW-42B-3_18	240-96812-32	U1264569.D	06/18/2018	15:30
MSA-SW-42C-3_18	240-96812-33	U1264570.D	06/18/2018	15:53
MSA-SW-42D-3_18	240-96812-34	U1264571.D	06/18/2018	16:16
MSA-SW-45A-3_18	240-96812-35	U1264572.D	06/18/2018	16:39
MSA-SW-45B-3_18	240-96812-36	U1264573.D	06/18/2018	17:02
MSA-SW-45C-3_18	240-96812-37	U1264574.D	06/18/2018	17:25

FORM VII
GC/MS VOA CONTINUING CALIBRATION DATA

Lab Name: TestAmerica Canton Job No.: 240-96812-1

SDG No.:

Lab Sample ID: CCV 240-332047/4 Calibration Date: 06/18/2018 06:50

Instrument ID: A3UX12 Calib Start Date: 05/24/2018 16:09

GC Column: DB-624 ID: 0.18(mm) Calib End Date: 05/24/2018 18:05

Lab File ID: U1264547.D Conc. Units: ng/uL Heated Purge: (Y/N) N

ANALYTE	CURVE TYPE	AVE RRF	RRF	MIN RRF	CALC AMOUNT	SPIKE AMOUNT	%D	MAX %D
Acetonitrile	Lin1		0.0095		0.215	0.200	7.5	20.0
Diisopropyl ether	Ave	0.1725	0.1695		0.0197	0.0200	-1.7	20.0
2-Chloro-1,3-butadiene	Ave	0.2384	0.2717		0.0228	0.0200	14.0	20.0
Ethyl-t-butyl ether (ETBE)	Ave	0.4651	0.4707		0.0202	0.0200	1.2	20.0
Ethyl acetate	Ave	0.0960	0.0797		0.0332	0.0400	-17.0	50.0
Propionitrile	Ave	0.0124	0.0114		0.184	0.200	-8.2	20.0
Methacrylonitrile	Ave	0.0563	0.0482		0.171	0.200	-14.3	20.0
Tert-amyl-methyl ether (TAME)	Ave	0.5745	0.5291		0.0184	0.0200	-7.9	20.0
n-Butanol	Lin1		0.0022		0.532	0.500	6.4	20.0
Ethyl acrylate	Ave	0.1538	0.1331		0.0173	0.0200	-13.5	20.0
Methyl methacrylate	Ave	0.0971	0.0778		0.0321	0.0400	-19.9	20.0
2-Nitropropane	Ave	0.0197	0.0149		0.0302	0.0400	-24.5*	20.0
n-Butyl acetate	Ave	0.2314	0.1944		0.0168	0.0200	-16.0	20.0
1-Chlorohexane	Ave	0.4377	0.4795		0.0219	0.0200	9.5	20.0
Cyclohexanone	Ave	0.0032	0.0042		0.266	0.200	33.2*	20.0
Pentachloroethane	Ave	0.2982	0.3183		0.0427	0.0400	6.8	20.0
1,2,3-Trimethylbenzene	Ave	2.371	2.689		0.0227	0.0200	13.4	20.0
Benzyl chloride	Ave	0.7976	0.7430		0.0186	0.0200	-6.9	20.0
1,3,5-Trichlorobenzene	Ave	0.9357	0.9331		0.0199	0.0200	-0.3	20.0
2-Methylnaphthalene	Lin1		0.6815		0.0211	0.0400	-47.2*	20.0

FORM VII
GC/MS VOA CONTINUING CALIBRATION DATA

Lab Name: TestAmerica Canton Job No.: 240-96812-1

SDG No.:

Lab Sample ID: CCVIS 240-332047/5 Calibration Date: 06/18/2018 07:13

Instrument ID: A3UX12 Calib Start Date: 06/05/2018 17:54

GC Column: DB-624 ID: 0.18(mm) Calib End Date: 06/05/2018 20:44

Lab File ID: U1264548.D Conc. Units: ng/uL Heated Purge: (Y/N) N

ANALYTE	CURVE TYPE	AVE RRF	RRF	MIN RRF	CALC AMOUNT	SPIKE AMOUNT	%D	MAX %D
Dichlorodifluoromethane	Ave	0.3524	0.2701	0.1000	0.0153	0.0200	-23.3*	20.0
Chloromethane	Ave	0.2290	0.2270	0.1000	0.0198	0.0200	-0.9	20.0
Vinyl chloride	Ave	0.2642	0.2628	0.1000	0.0199	0.0200	-0.5	20.0
Butadiene	Ave	0.2375	0.2313		0.0195	0.0200	-2.6	20.0
Bromomethane	Ave	0.2643	0.2663	0.0500	0.0202	0.0200	0.8	20.0
Chloroethane	Ave	0.1818	0.1959	0.0500	0.0216	0.0200	7.8	20.0
Dichlorofluoromethane	Ave	0.4148	0.4435		0.0214	0.0200	6.9	20.0
Trichlorofluoromethane	Ave	0.4980	0.4617	0.1000	0.0185	0.0200	-7.3	20.0
Ethyl ether	Ave	0.1427	0.1404		0.0197	0.0200	-1.6	20.0
Acrolein	Ave	0.0225	0.0202		0.0897	0.100	-10.3	50.0
1,1-Dichloroethene	Ave	0.3066	0.3165	0.1000	0.0206	0.0200	3.2	20.0
1,1,2-Trichloro-1,2,2-trichf luoroethane	Ave	0.2730	0.2421	0.0500	0.0177	0.0200	-11.3	20.0
Acetone	Lin1		0.0293	0.0100	0.0381	0.0400	-4.7	50.0
Iodomethane	Ave	0.4286	0.3422		0.0160	0.0200	-20.2*	20.0
Carbon disulfide	Ave	0.7522	0.6565	0.1000	0.0175	0.0200	-12.7	20.0
3-Chloro-1-propene	Ave	0.2211	0.2325		0.0210	0.0200	5.2	20.0
Methyl acetate	Ave	0.0825	0.0685*	0.1000	0.0332	0.0400	-16.9	20.0
Methylene Chloride	Ave	0.2226	0.2271	0.1000	0.0204	0.0200	2.0	50.0
tert-Butyl alcohol	Ave	0.0159	0.0146		0.183	0.200	-8.4	50.0
Acrylonitrile	Ave	0.0412	0.0360		0.175	0.200	-12.5	20.0
trans-1,2-Dichloroethene	Ave	0.2835	0.2794	0.1000	0.0197	0.0200	-1.4	20.0
Methyl tert-butyl ether	Ave	0.5701	0.5340	0.1000	0.0187	0.0200	-6.3	20.0
Hexane	Ave	0.2716	0.2689		0.0198	0.0200	-1.0	20.0
1,1-Dichloroethane	Ave	0.3077	0.2873	0.2000	0.0187	0.0200	-6.6	20.0
Vinyl acetate	Ave	0.1577	0.1651		0.0209	0.0200	4.7	50.0
2,2-Dichloropropane	Ave	0.3448	0.2962		0.0172	0.0200	-14.1	20.0
cis-1,2-Dichloroethene	Ave	0.2797	0.2209	0.1000	0.0158	0.0200	-21.0*	20.0
2-Butanone	Ave	0.0173	0.0140	0.0100	0.0324	0.0400	-19.1	20.0
Bromochloromethane	Ave	0.1331	0.1162		0.0175	0.0200	-12.7	20.0
Tetrahydrofuran	Ave	0.0277	0.0231		0.0334	0.0400	-16.5	20.0
Chloroform	Ave	0.3937	0.3480	0.2000	0.0177	0.0200	-11.6	20.0
1,1,1-Trichloroethane	Ave	0.3980	0.3320	0.1000	0.0167	0.0200	-16.6	20.0
Cyclohexane	Ave	0.4006	0.3488	0.1000	0.0174	0.0200	-12.9	20.0
1,1-Dichloropropene	Ave	0.3134	0.2916		0.0186	0.0200	-6.9	20.0
Carbon tetrachloride	Ave	0.3465	0.2778	0.1000	0.0160	0.0200	-19.8	20.0
Isobutyl alcohol	Ave	0.0032	0.0027		0.424	0.500	-15.2	20.0
Benzene	Ave	0.8849	0.8307	0.5000	0.0188	0.0200	-6.1	20.0
1,2-Dichloroethane	Ave	0.2402	0.2183	0.1000	0.0182	0.0200	-9.1	20.0
n-Heptane	Lin1		0.1634		0.0179	0.0200	-10.3	20.0
Trichloroethene	Ave	0.2960	0.2337	0.1500	0.0158	0.0200	-21.0*	20.0

FORM VII
GC/MS VOA CONTINUING CALIBRATION DATA

Lab Name: TestAmerica Canton Job No.: 240-96812-1

SDG No.:

Lab Sample ID: CCVIS 240-332047/5 Calibration Date: 06/18/2018 07:13

Instrument ID: A3UX12 Calib Start Date: 06/05/2018 17:54

GC Column: DB-624 ID: 0.18(mm) Calib End Date: 06/05/2018 20:44

Lab File ID: U1264548.D Conc. Units: ng/uL Heated Purge: (Y/N) N

ANALYTE	CURVE TYPE	AVE RRF	RRF	MIN RRF	CALC AMOUNT	SPIKE AMOUNT	%D	MAX %D
Methylcyclohexane	Ave	0.4548	0.4014	0.1000	0.0177	0.0200	-11.7	20.0
1,2-Dichloropropane	Ave	0.1717	0.1664	0.1000	0.0194	0.0200	-3.1	20.0
Dibromomethane	Ave	0.1451	0.0997		0.0137	0.0200	-31.3*	20.0
1,4-Dioxane	Ave	0.0015	0.0012		0.310	0.400	-22.5	50.0
Bromodichloromethane	Ave	0.2882	0.2660	0.1500	0.0185	0.0200	-7.7	20.0
2-Chloroethyl vinyl ether	Ave	0.0796	0.0784		0.0394	0.0400	-1.5	20.0
cis-1,3-Dichloropropene	Ave	0.3116	0.2904	0.1500	0.0186	0.0200	-6.8	20.0
4-Methyl-2-pentanone	Ave	0.1021	0.0902	0.0500	0.0353	0.0400	-11.7	20.0
Toluene	Ave	1.317	1.345	0.4000	0.0204	0.0200	2.1	20.0
trans-1,3-Dichloropropene	Ave	0.3443	0.3299	0.1000	0.0192	0.0200	-4.2	20.0
Ethyl methacrylate	Ave	0.2604	0.2556		0.0196	0.0200	-1.9	20.0
1,1,2-Trichloroethane	Ave	0.2286	0.2034	0.1000	0.0178	0.0200	-11.0	20.0
Tetrachloroethene	Ave	0.3936	0.3148	0.1500	0.0160	0.0200	-20.0	20.0
1,3-Dichloropropane	Ave	0.3618	0.3516		0.0194	0.0200	-2.8	20.0
2-Hexanone	Ave	0.0858	0.0853	0.0500	0.0398	0.0400	-0.6	20.0
Dibromochloromethane	Ave	0.2713	0.2193		0.0162	0.0200	-19.2	20.0
1,2-Dibromoethane	Ave	0.2287	0.2009		0.0176	0.0200	-12.1	20.0
Chlorobenzene	Ave	0.9528	0.8741	0.3000	0.0183	0.0200	-8.3	20.0
1,1,1,2-Tetrachloroethane	Ave	0.3135	0.2781		0.0177	0.0200	-11.3	20.0
Ethylbenzene	Ave	0.5190	0.5100		0.0197	0.0200	-1.7	20.0
m-Xylene & p-Xylene	Ave	0.6483	0.6238		0.0192	0.0200	-3.8	20.0
o-Xylene	Ave	0.6100	0.5984		0.0196	0.0200	-1.9	20.0
Styrene	Ave	1.018	1.029	0.3000	0.0202	0.0200	1.1	20.0
Bromoform	Ave	0.1508	0.1159	0.1000	0.0154	0.0200	-23.1*	20.0
Isopropylbenzene	Ave	1.617	1.612	0.1000	0.0199	0.0200	-0.3	20.0
1,1,2,2-Tetrachloroethane	Ave	0.4640	0.4379	0.3000	0.0189	0.0200	-5.6	20.0
Bromobenzene	Ave	0.7526	0.6090		0.0162	0.0200	-19.1	20.0
1,2,3-Trichloropropane	Ave	0.1805	0.1485		0.0165	0.0200	-17.7	20.0
trans-1,4-Dichloro-2-butene	Ave	0.0974	0.0972		0.0200	0.0200	-0.2	20.0
n-Propylbenzene	Ave	0.8654	0.8409		0.0194	0.0200	-2.8	20.0
2-Chlorotoluene	Ave	0.7278	0.6776		0.0186	0.0200	-6.9	20.0
1,3,5-Trimethylbenzene	Ave	2.371	2.408		0.0203	0.0200	1.5	20.0
4-Chlorotoluene	Ave	0.7886	0.7253		0.0184	0.0200	-8.0	20.0
tert-Butylbenzene	Ave	2.255	2.141		0.0190	0.0200	-5.1	20.0
1,2,4-Trimethylbenzene	Ave	2.455	2.548		0.0208	0.0200	3.8	20.0
sec-Butylbenzene	Ave	3.199	3.284		0.0205	0.0200	2.7	20.0
1,3-Dichlorobenzene	Ave	1.554	1.355	0.6000	0.0174	0.0200	-12.8	20.0
p-Isopropyltoluene	Ave	2.783	2.761		0.0198	0.0200	-0.8	20.0
1,4-Dichlorobenzene	Ave	1.648	1.390	0.5000	0.0169	0.0200	-15.7	20.0
n-Butylbenzene	Ave	2.247	2.401		0.0214	0.0200	6.8	20.0
1,2-Dichlorobenzene	Ave	1.439	1.225	0.4000	0.0170	0.0200	-14.9	20.0

FORM VII 8260C

FORM VII
GC/MS VOA CONTINUING CALIBRATION DATA

Lab Name: TestAmerica Canton Job No.: 240-96812-1

SDG No.:

Lab Sample ID: CCVIS 240-332047/5 Calibration Date: 06/18/2018 07:13

Instrument ID: A3UX12 Calib Start Date: 06/05/2018 17:54

GC Column: DB-624 ID: 0.18(mm) Calib End Date: 06/05/2018 20:44

Lab File ID: U1264548.D Conc. Units: ng/uL Heated Purge: (Y/N) N

ANALYTE	CURVE TYPE	AVE RRF	RRF	MIN RRF	CALC AMOUNT	SPIKE AMOUNT	%D	MAX %D
1,2-Dibromo-3-Chloropropane	Ave	0.1061	0.0720	0.0500	0.0136	0.0200	-32.1	50.0
1,2,4-Trichlorobenzene	Ave	0.9623	0.7056	0.2000	0.0147	0.0200	-26.7	50.0
Hexachlorobutadiene	Ave	0.3791	0.2778		0.0147	0.0200	-26.7*	20.0
Naphthalene	Ave	1.827	1.385		0.0152	0.0200	-24.2	50.0
1,2,3-Trichlorobenzene	Ave	0.8393	0.5729		0.0137	0.0200	-31.7*	20.0
Dibromofluoromethane (Surr)	Ave	0.2434	0.2234		0.0184	0.0200	-8.2	20.0
1,2-Dichloroethane-d4 (Surr)	Ave	0.2094	0.2204		0.0211	0.0200	5.3	20.0
Toluene-d8 (Surr)	Ave	1.211	1.344		0.0222	0.0200	11.0	20.0
4-Bromofluorobenzene (Surr)	Ave	0.4581	0.4758		0.0208	0.0200	3.9	20.0

FORM V
GC/MS VOA INSTRUMENT PERFORMANCE CHECK
BROMOFLUOROBENZENE (BFB)

Lab Name: TestAmerica Canton Job No.: 240-96812-1

SDG No.:

Lab File ID: BFB3882.D BFB Injection Date: 06/19/2018

Instrument ID: A3UX12 BFB Injection Time: 08:31

Analysis Batch No.: 332291

M/E	ION ABUNDANCE CRITERIA	% RELATIVE ABUNDANCE	
50	15.0 - 40.0 % of mass 95	18.8	
75	30.0 - 60.0 % of mass 95	53.7	
95	Base Peak, 100% relative abundance	100.0	
96	5.0 - 9.0 % of mass 95	7.5	
173	Less than 2.0 % of mass 174	0.6	(0.7) 1
174	50.0 - 120.00 % of mass 95	77.6	
175	5.0 - 9.0 % of mass 174	6.7	(8.6) 1
176	95.0 - 101.0 % of mass 174	77.8	(100.2) 1
177	5.0 - 9.0 % of mass 176	5.1	(6.6) 2

1-Value is % mass 174 2-Value is % mass 176

THIS CHECK APPLIES TO THE FOLLOWING SAMPLES, MS, MSD, BLANKS AND STANDARDS:

CLIENT SAMPLE ID	LAB SAMPLE ID	LAB FILE ID	DATE ANALYZED	TIME ANALYZED
	CCV 240-332291/4	U1264605.D	06/19/2018	08:55
	CCVIS 240-332291/5	U1264606.D	06/19/2018	09:26
	LCS 240-332291/6	U1264607.D	06/19/2018	09:49
	MB 240-332291/10	U1264611.D	06/19/2018	11:30
MSA-SW-45D-3_18	240-96812-38	U1264614.D	06/19/2018	13:08
MSA-SW-39D-3_18	240-96812-39	U1264615.D	06/19/2018	13:31
MSA-SW-43C-3_18	240-96812-40	U1264616.D	06/19/2018	13:54
MSA-SW-43D-3_18	240-96812-41	U1264617.D	06/19/2018	14:18
MSA-SW-39A-3_18	240-96812-42	U1264618a.D	06/19/2018	14:40
MSA-SW-39B-3_18	240-96812-43	U1264619.D	06/19/2018	15:04
MSA-SW-39C-3_18	240-96812-44	U1264620.D	06/19/2018	15:27
TRIP BLANK	240-96812-45	U1264621.D	06/19/2018	15:50
	240-96848-B-3 MS	U1264626.D	06/19/2018	17:46
	240-96848-B-3 MSD	U1264627.D	06/19/2018	18:09

FORM VII
GC/MS VOA CONTINUING CALIBRATION DATA

Lab Name: TestAmerica Canton Job No.: 240-96812-1

SDG No.:

Lab Sample ID: CCV 240-332291/4 Calibration Date: 06/19/2018 08:55

Instrument ID: A3UX12 Calib Start Date: 05/24/2018 16:09

GC Column: DB-624 ID: 0.18(mm) Calib End Date: 05/24/2018 18:05

Lab File ID: U1264605.D Conc. Units: ng/uL Heated Purge: (Y/N) N

ANALYTE	CURVE TYPE	AVE RRF	RRF	MIN RRF	CALC AMOUNT	SPIKE AMOUNT	%D	MAX %D
Acetonitrile	Lin1		0.0106		0.241	0.200	20.5*	20.0
Diisopropyl ether	Ave	0.1725	0.1793		0.0208	0.0200	3.9	20.0
2-Chloro-1,3-butadiene	Ave	0.2384	0.2790		0.0234	0.0200	17.0	20.0
Ethyl-t-butyl ether (ETBE)	Ave	0.4651	0.5102		0.0219	0.0200	9.7	20.0
Ethyl acetate	Ave	0.0960	0.0887		0.0370	0.0400	-7.6	50.0
Propionitrile	Ave	0.0124	0.0130		0.210	0.200	4.8	20.0
Methacrylonitrile	Ave	0.0563	0.0526		0.187	0.200	-6.5	20.0
Tert-amyl-methyl ether (TAME)	Ave	0.5745	0.5973		0.0208	0.0200	4.0	20.0
n-Butanol	Lin1		0.0030		0.718	0.500	43.5*	20.0
Ethyl acrylate	Ave	0.1538	0.1499		0.0195	0.0200	-2.5	20.0
Methyl methacrylate	Ave	0.0971	0.0901		0.0371	0.0400	-7.1	20.0
2-Nitropropane	Ave	0.0197	0.0166		0.0336	0.0400	-15.9	20.0
n-Butyl acetate	Ave	0.2314	0.2286		0.0197	0.0200	-1.3	20.0
1-Chlorohexane	Ave	0.4377	0.5112		0.0234	0.0200	16.8	20.0
Cyclohexanone	Ave	0.0032	0.0046		0.289	0.200	44.3*	20.0
Pentachloroethane	Ave	0.2982	0.3764		0.0505	0.0400	26.2*	20.0
1,2,3-Trimethylbenzene	Ave	2.371	2.997		0.0253	0.0200	26.4*	20.0
Benzyl chloride	Ave	0.7976	0.9009		0.0226	0.0200	12.9	20.0
1,3,5-Trichlorobenzene	Ave	0.9357	1.053		0.0225	0.0200	12.6	20.0
2-Methylnaphthalene	Lin1		0.8392		0.0258	0.0400	-35.4*	20.0

FORM VII
GC/MS VOA CONTINUING CALIBRATION DATA

Lab Name: TestAmerica Canton Job No.: 240-96812-1

SDG No.:

Lab Sample ID: CCVIS 240-332291/5 Calibration Date: 06/19/2018 09:26

Instrument ID: A3UX12 Calib Start Date: 06/05/2018 17:54

GC Column: DB-624 ID: 0.18(mm) Calib End Date: 06/05/2018 20:44

Lab File ID: U1264606.D Conc. Units: ng/uL Heated Purge: (Y/N) N

ANALYTE	CURVE TYPE	AVE RRF	RRF	MIN RRF	CALC AMOUNT	SPIKE AMOUNT	%D	MAX %D
Dichlorodifluoromethane	Ave	0.3524	0.2841	0.1000	0.0161	0.0200	-19.4	20.0
Chloromethane	Ave	0.2290	0.2437	0.1000	0.0213	0.0200	6.4	20.0
Vinyl chloride	Ave	0.2642	0.2731	0.1000	0.0207	0.0200	3.4	20.0
Butadiene	Ave	0.2375	0.2381		0.0200	0.0200	0.2	20.0
Bromomethane	Ave	0.2643	0.2694	0.0500	0.0204	0.0200	1.9	20.0
Chloroethane	Ave	0.1818	0.2108	0.0500	0.0232	0.0200	15.9	20.0
Dichlorofluoromethane	Ave	0.4148	0.4473		0.0216	0.0200	7.8	20.0
Trichlorofluoromethane	Ave	0.4980	0.4690	0.1000	0.0188	0.0200	-5.8	20.0
Ethyl ether	Ave	0.1427	0.1462		0.0205	0.0200	2.4	20.0
Acrolein	Ave	0.0225	0.0186		0.0825	0.100	-17.5	50.0
1,1-Dichloroethene	Ave	0.3066	0.3406	0.1000	0.0222	0.0200	11.1	20.0
1,1,2-Trichloro-1,2,2-trichf luoroethane	Ave	0.2730	0.2332	0.0500	0.0171	0.0200	-14.6	20.0
Acetone	Lin1		0.0304	0.0100	0.0397	0.0400	-0.7	50.0
Iodomethane	Ave	0.4286	0.3697		0.0173	0.0200	-13.7	20.0
Carbon disulfide	Ave	0.7522	0.7212	0.1000	0.0192	0.0200	-4.1	20.0
3-Chloro-1-propene	Ave	0.2211	0.2451		0.0222	0.0200	10.9	20.0
Methyl acetate	Ave	0.0825	0.0725*	0.1000	0.0352	0.0400	-12.0	20.0
Methylene Chloride	Ave	0.2226	0.2439	0.1000	0.0219	0.0200	9.6	50.0
tert-Butyl alcohol	Ave	0.0159	0.0144		0.181	0.200	-9.3	50.0
Acrylonitrile	Ave	0.0412	0.0387		0.188	0.200	-5.9	20.0
trans-1,2-Dichloroethene	Ave	0.2835	0.3027	0.1000	0.0214	0.0200	6.8	20.0
Methyl tert-butyl ether	Ave	0.5701	0.5690	0.1000	0.0200	0.0200	-0.2	20.0
Hexane	Ave	0.2716	0.2439		0.0180	0.0200	-10.2	20.0
1,1-Dichloroethane	Ave	0.3077	0.3243	0.2000	0.0211	0.0200	5.4	20.0
Vinyl acetate	Ave	0.1577	0.1726		0.0219	0.0200	9.5	50.0
2,2-Dichloropropane	Ave	0.3448	0.3380		0.0196	0.0200	-2.0	20.0
cis-1,2-Dichloroethene	Ave	0.2797	0.2555	0.1000	0.0183	0.0200	-8.7	20.0
2-Butanone	Ave	0.0173	0.0146	0.0100	0.0337	0.0400	-15.7	20.0
Bromochloromethane	Ave	0.1331	0.1219		0.0183	0.0200	-8.4	20.0
Tetrahydrofuran	Ave	0.0277	0.0248		0.0359	0.0400	-10.3	20.0
Chloroform	Ave	0.3937	0.3846	0.2000	0.0195	0.0200	-2.3	20.0
1,1,1-Trichloroethane	Ave	0.3980	0.3693	0.1000	0.0186	0.0200	-7.2	20.0
Cyclohexane	Ave	0.4006	0.3570	0.1000	0.0178	0.0200	-10.9	20.0
1,1-Dichloropropene	Ave	0.3134	0.3243		0.0207	0.0200	3.5	20.0
Carbon tetrachloride	Ave	0.3465	0.3085	0.1000	0.0178	0.0200	-11.0	20.0
Isobutyl alcohol	Ave	0.0032	0.0028		0.435	0.500	-12.9	20.0
Benzene	Ave	0.8849	0.9287	0.5000	0.0210	0.0200	4.9	20.0
1,2-Dichloroethane	Ave	0.2402	0.2436	0.1000	0.0203	0.0200	1.4	20.0
n-Heptane	Lin1		0.1714		0.0190	0.0200	-5.1	20.0
Trichloroethene	Ave	0.2960	0.2755	0.1500	0.0186	0.0200	-6.9	20.0

FORM VII
GC/MS VOA CONTINUING CALIBRATION DATA

Lab Name: TestAmerica Canton Job No.: 240-96812-1

SDG No.:

Lab Sample ID: CCVIS 240-332291/5 Calibration Date: 06/19/2018 09:26

Instrument ID: A3UX12 Calib Start Date: 06/05/2018 17:54

GC Column: DB-624 ID: 0.18(mm) Calib End Date: 06/05/2018 20:44

Lab File ID: U1264606.D Conc. Units: ng/uL Heated Purge: (Y/N) N

ANALYTE	CURVE TYPE	AVE RRF	RRF	MIN RRF	CALC AMOUNT	SPIKE AMOUNT	%D	MAX %D
Methylcyclohexane	Ave	0.4548	0.4067	0.1000	0.0179	0.0200	-10.6	20.0
1,2-Dichloropropane	Ave	0.1717	0.1850	0.1000	0.0215	0.0200	7.7	20.0
Dibromomethane	Ave	0.1451	0.1058		0.0146	0.0200	-27.1*	20.0
1,4-Dioxane	Ave	0.0015	0.0013		0.357	0.400	-10.6	50.0
Bromodichloromethane	Ave	0.2882	0.2926	0.1500	0.0203	0.0200	1.5	20.0
2-Chloroethyl vinyl ether	Ave	0.0796	0.0861		0.0432	0.0400	8.1	20.0
cis-1,3-Dichloropropene	Ave	0.3116	0.3073	0.1500	0.0197	0.0200	-1.4	20.0
4-Methyl-2-pentanone	Ave	0.1021	0.1004	0.0500	0.0393	0.0400	-1.7	20.0
Toluene	Ave	1.317	1.418	0.4000	0.0215	0.0200	7.7	20.0
trans-1,3-Dichloropropene	Ave	0.3443	0.3466	0.1000	0.0201	0.0200	0.7	20.0
Ethyl methacrylate	Ave	0.2604	0.2574		0.0198	0.0200	-1.2	20.0
1,1,2-Trichloroethane	Ave	0.2286	0.2115	0.1000	0.0185	0.0200	-7.5	20.0
Tetrachloroethene	Ave	0.3936	0.3336	0.1500	0.0169	0.0200	-15.3	20.0
1,3-Dichloropropane	Ave	0.3618	0.3659		0.0202	0.0200	1.1	20.0
2-Hexanone	Ave	0.0858	0.0888	0.0500	0.0414	0.0400	3.5	20.0
Dibromochloromethane	Ave	0.2713	0.2277		0.0168	0.0200	-16.1	20.0
1,2-Dibromoethane	Ave	0.2287	0.2079		0.0182	0.0200	-9.1	20.0
Chlorobenzene	Ave	0.9528	0.9308	0.3000	0.0195	0.0200	-2.3	20.0
1,1,1,2-Tetrachloroethane	Ave	0.3135	0.2891		0.0184	0.0200	-7.8	20.0
Ethylbenzene	Ave	0.5190	0.5463		0.0211	0.0200	5.3	20.0
m-Xylene & p-Xylene	Ave	0.6483	0.6611		0.0204	0.0200	2.0	20.0
o-Xylene	Ave	0.6100	0.6530		0.0214	0.0200	7.0	20.0
Styrene	Ave	1.018	1.050	0.3000	0.0206	0.0200	3.2	20.0
Bromoform	Ave	0.1508	0.1182	0.1000	0.0157	0.0200	-21.6*	20.0
Isopropylbenzene	Ave	1.617	1.739	0.1000	0.0215	0.0200	7.6	20.0
1,1,2,2-Tetrachloroethane	Ave	0.4640	0.4722	0.3000	0.0204	0.0200	1.8	20.0
Bromobenzene	Ave	0.7526	0.6524		0.0173	0.0200	-13.3	20.0
1,2,3-Trichloropropane	Ave	0.1805	0.1687		0.0187	0.0200	-6.5	20.0
trans-1,4-Dichloro-2-butene	Ave	0.0974	0.0947		0.0194	0.0200	-2.8	20.0
n-Propylbenzene	Ave	0.8654	0.9098		0.0210	0.0200	5.1	20.0
2-Chlorotoluene	Ave	0.7278	0.7403		0.0203	0.0200	1.7	20.0
1,3,5-Trimethylbenzene	Ave	2.371	2.649		0.0223	0.0200	11.7	20.0
4-Chlorotoluene	Ave	0.7886	0.7903		0.0200	0.0200	0.2	20.0
tert-Butylbenzene	Ave	2.255	2.369		0.0210	0.0200	5.1	20.0
1,2,4-Trimethylbenzene	Ave	2.455	2.757		0.0225	0.0200	12.3	20.0
sec-Butylbenzene	Ave	3.199	3.617		0.0226	0.0200	13.1	20.0
1,3-Dichlorobenzene	Ave	1.554	1.449	0.6000	0.0186	0.0200	-6.8	20.0
p-Isopropyltoluene	Ave	2.783	3.084		0.0222	0.0200	10.8	20.0
1,4-Dichlorobenzene	Ave	1.648	1.476	0.5000	0.0179	0.0200	-10.4	20.0
n-Butylbenzene	Ave	2.247	2.707		0.0241	0.0200	20.4*	20.0
1,2-Dichlorobenzene	Ave	1.439	1.325	0.4000	0.0184	0.0200	-7.9	20.0

FORM VII 8260C

FORM VII
GC/MS VOA CONTINUING CALIBRATION DATA

Lab Name: TestAmerica Canton Job No.: 240-96812-1

SDG No.:

Lab Sample ID: CCVIS 240-332291/5 Calibration Date: 06/19/2018 09:26

Instrument ID: A3UX12 Calib Start Date: 06/05/2018 17:54

GC Column: DB-624 ID: 0.18(mm) Calib End Date: 06/05/2018 20:44

Lab File ID: U1264606.D Conc. Units: ng/uL Heated Purge: (Y/N) N

ANALYTE	CURVE TYPE	AVE RRF	RRF	MIN RRF	CALC AMOUNT	SPIKE AMOUNT	%D	MAX %D
1,2-Dibromo-3-Chloropropane	Ave	0.1061	0.0845	0.0500	0.0159	0.0200	-20.4	50.0
1,2,4-Trichlorobenzene	Ave	0.9623	0.7628	0.2000	0.0159	0.0200	-20.7	50.0
Hexachlorobutadiene	Ave	0.3791	0.3312		0.0175	0.0200	-12.6	20.0
Naphthalene	Ave	1.827	1.475		0.0161	0.0200	-19.3	50.0
1,2,3-Trichlorobenzene	Ave	0.8393	0.6212		0.0148	0.0200	-26.0*	20.0
Dibromofluoromethane (Surr)	Ave	0.2434	0.2345		0.0193	0.0200	-3.7	20.0
1,2-Dichloroethane-d4 (Surr)	Ave	0.2094	0.2307		0.0220	0.0200	10.2	20.0
Toluene-d8 (Surr)	Ave	1.211	1.330		0.0220	0.0200	9.9	20.0
4-Bromofluorobenzene (Surr)	Ave	0.4581	0.4976		0.0217	0.0200	8.6	20.0

FORM VIII
GC/MS VOA INTERNAL STANDARD AREA AND RETENTION TIME SUMMARY

Lab Name: TestAmerica Canton Job No.: 240-96812-1

SDG No.:

Sample No.: ICIS 240-328331/13 Date Analyzed: 05/24/2018 13:14

Instrument ID: A3UX12 GC Column: DB-624 ID: 0.18(mm)

Lab File ID (Standard): U1263876a.D Heated Purge: (Y/N) N

Calibration ID: 45345

		FB		CBNZd5		DCBd4	
		AREA #	RT #	AREA #	RT #	AREA #	RT #
INITIAL CALIBRATION MID-POINT		1466112	5.10	1184093	7.76	666320	9.97
UPPER LIMIT		2932224	5.60	2368186	8.26	1332640	10.47
LOWER LIMIT		733056	4.60	592047	7.26	333160	9.47
LAB SAMPLE ID	CLIENT SAMPLE ID						
ICV 240-328331/26		1501263	5.10	1169376	7.76	574191	9.97

FB = Fluorobenzene
CBNZd5 = Chlorobenzene-d5
DCBd4 = 1,4-Dichlorobenzene-d4

Area Limit = 50%-200% of internal standard area
RT Limit = ± 0.5 minutes of internal standard RT

Column used to flag values outside QC limits

FORM VIII 8260C

FORM VIII
GC/MS VOA INTERNAL STANDARD AREA AND RETENTION TIME SUMMARY

Lab Name: TestAmerica Canton Job No.: 240-96812-1

SDG No.:

Sample No.: ICIS 240-330161/4 Date Analyzed: 06/05/2018 17:54

Instrument ID: A3UX12 GC Column: DB-624 ID: 0.18(mm)

Lab File ID (Standard): U1264191.D Heated Purge: (Y/N) N

Calibration ID: 45476

		FB		CBNZd5		DCBd4	
		AREA #	RT #	AREA #	RT #	AREA #	RT #
INITIAL CALIBRATION MID-POINT		1426703	5.10	1170169	7.76	641653	9.97
UPPER LIMIT		2853406	5.60	2340338	8.26	1283306	10.47
LOWER LIMIT		713352	4.60	585085	7.26	320827	9.47
LAB SAMPLE ID	CLIENT SAMPLE ID						
ICV 240-330161/5		1478009	5.10	1193794	7.76	657647	9.97
CCVIS 240-331811/5		968135	5.10	753740	7.76	418226	9.97
CCVIS 240-332009/4		1021483	5.10	777286	7.76	421663	9.97
CCVIS 240-332047/5		996556	5.10	751338	7.76	417966	9.97
CCVIS 240-332291/5		1404720	5.10	1102604	7.76	601191	9.97

FB = Fluorobenzene
CBNZd5 = Chlorobenzene-d5
DCBd4 = 1,4-Dichlorobenzene-d4

Area Limit = 50%-200% of internal standard area
RT Limit = ± 0.5 minutes of internal standard RT

Column used to flag values outside QC limits

FORM VIII 8260C

FORM VIII
GC/MS VOA INTERNAL STANDARD AREA AND RETENTION TIME SUMMARY

Lab Name: TestAmerica Canton Job No.: 240-96812-1

SDG No.:

Sample No.: CCVIS 240-331811/5 Date Analyzed: 06/15/2018 11:08

Instrument ID: A3UX12 GC Column: DB-624 ID: 0.18(mm)

Lab File ID (Standard): U1264470.D Heated Purge: (Y/N) N

Calibration ID: 45476

		FB		CBNZd5		DCBd4	
		AREA #	RT #	AREA #	RT #	AREA #	RT #
12/24 HOUR STD		968135	5.10	753740	7.76	418226	9.97
UPPER LIMIT		1936270	5.60	1507480	8.26	836452	10.47
LOWER LIMIT		484068	4.60	376870	7.26	209113	9.47
LAB SAMPLE ID	CLIENT SAMPLE ID						
CCV 240-331811/4		1010432	5.10	792134	7.76	381488	9.97
LCS 240-331811/6		885733	5.10	718881	7.76	388731	9.97
MB 240-331811/9		897977	5.10	707080	7.76	333132	9.97
240-96812-1	MSA-SW38B-3_18	898755	5.10	709717	7.76	333263	9.97
240-96812-2	MSA-SW40B-3_18	846106	5.10	650792	7.76	296781	9.97
240-96812-3	MSA-SW40C-3_18	877019	5.10	681506	7.76	329367	9.97
240-96812-4	MSA-SW40D-3_18	889792	5.10	710679	7.76	329667	9.97
240-96812-5	MSA-SW38A-3_18	845177	5.10	667743	7.76	316502	9.97
240-96848-B-2 MS		943829	5.10	743174	7.76	417937	9.97
240-96848-B-2 MSD		999343	5.10	775404	7.76	419738	9.97

FB = Fluorobenzene
CBNZd5 = Chlorobenzene-d5
DCBd4 = 1,4-Dichlorobenzene-d4
DCBd4 = 1,4-Dichlorobenzene-d4
Area Limit = 50%-200% of internal standard area
RT Limit = ± 0.5 minutes of internal standard RT

Column used to flag values outside QC limits

FORM VIII 8260C

FORM VIII
GC/MS VOA INTERNAL STANDARD AREA AND RETENTION TIME SUMMARY

Lab Name: TestAmerica Canton Job No.: 240-96812-1

SDG No.:

Sample No.: CCVIS 240-332009/4 Date Analyzed: 06/17/2018 14:24

Instrument ID: A3UX12 GC Column: DB-624 ID: 0.18(mm)

Lab File ID (Standard): U1264520.D Heated Purge: (Y/N) N

Calibration ID: 45476

		FB		CBNZd5		DCBd4	
		AREA #	RT #	AREA #	RT #	AREA #	RT #
12/24 HOUR STD		1021483	5.10	777286	7.76	421663	9.97
UPPER LIMIT		2042966	5.60	1554572	8.26	843326	10.47
LOWER LIMIT		510742	4.60	388643	7.26	210832	9.47
LAB SAMPLE ID	CLIENT SAMPLE ID						
LCS 240-332009/5		1035288	5.10	786276	7.76	410909	9.97
MB 240-332009/8		912812	5.10	677357	7.76	310265	9.97
240-96812-6	MSA-SW44D-3_18	916070	5.10	681011	7.76	320478	9.97
240-96812-7	MSA-SW43A-3_18	929198	5.10	693516	7.76	322876	9.97
240-96812-8	MSA-SW47A-3_18	880894	5.10	653760	7.76	299388	9.97
240-96812-9	MSA-SW46A-3_18	802536	5.10	601394	7.76	286996	9.97
240-96812-10	MSA-SW48A-3_18	921630	5.10	701484	7.76	326607	9.97
240-96812-11	MSA-SW43A-3_18	784363	5.10	604801	7.76	289375	9.97
240-96812-12	MSA-SW43B-3_18	846494	5.10	627964	7.76	279367	9.97
240-96812-13	MSA-SW37D-3_18	758399	5.10	559357	7.76	256245	9.97
240-96812-14	MSA-SW37C-3_18	803790	5.10	617788	7.76	293407	9.97
240-96812-15	MSA-SW37B-3_18	780879	5.10	588836	7.76	264271	9.97
240-96812-16	MSA-SW37A-3_18	879930	5.10	673452	7.76	295290	9.97
240-96812-17	MSA-SW40A-3_18	895300	5.10	654502	7.76	298720	9.97
240-96812-18	MSA-SW38C-3_18	761008	5.10	563364	7.76	268310	9.97
240-96812-19	MSA-SW38D-3_18	746535	5.10	556037	7.76	263860	9.97
240-96812-20	MSA-SW44A-3_18	799033	5.10	607008	7.76	288989	9.97
240-96812-21	MSA-SW44B-3_18	853600	5.10	638159	7.76	285039	9.97
240-96812-22	MSA-SW44C-3_18	852342	5.10	638061	7.76	291630	9.97
240-96812-23	EL-SW01-D-3_18	848666	5.10	629847	7.76	298395	9.97
240-96812-24	MSA-SW-41A-3_18	871046	5.10	636984	7.76	304615	9.97
240-96812-25	MSA-SW-41B-3_18	862055	5.10	652186	7.76	309307	9.97

FB = Fluorobenzene
CBNZd5 = Chlorobenzene-d5
DCBd4 = 1,4-Dichlorobenzene-d4
DCBd4 = 1,4-Dichlorobenzene-d4
Area Limit = 50%-200% of internal standard area
RT Limit = ± 0.5 minutes of internal standard RT

Column used to flag values outside QC limits

FORM VIII 8260C

FORM VIII
GC/MS VOA INTERNAL STANDARD AREA AND RETENTION TIME SUMMARY

Lab Name: TestAmerica Canton Job No.: 240-96812-1

SDG No.:

Sample No.: CCVIS 240-332047/5 Date Analyzed: 06/18/2018 07:13

Instrument ID: A3UX12 GC Column: DB-624 ID: 0.18(mm)

Lab File ID (Standard): U1264548.D Heated Purge: (Y/N) N

Calibration ID: 45476

		FB		CBNZd5		DCBd4	
		AREA #	RT #	AREA #	RT #	AREA #	RT #
12/24 HOUR STD		996556	5.10	751338	7.76	417966	9.97
UPPER LIMIT		1993112	5.60	1502676	8.26	835932	10.47
LOWER LIMIT		498278	4.60	375669	7.26	208983	9.47
LAB SAMPLE ID	CLIENT SAMPLE ID						
CCV 240-332047/4		915353	5.10	689672	7.76	328331	9.97
LCS 240-332047/6		1018034	5.10	767607	7.76	400588	9.97
MB 240-332047/9		846614	5.10	641791	7.76	285842	9.97
240-96905-B-1 MS		961141	5.10	748449	7.76	414824	9.97
240-96905-B-1 MSD		978119	5.10	734849	7.76	404202	9.97
240-96812-26	MSA-SW-41C-3_18	902345	5.10	671543	7.76	312673	9.97
240-96812-27	MSA-SW-41D-3_18	887107	5.10	686997	7.76	310752	9.97
240-96812-28	EL-SW-01-A-3_18	883342	5.10	672369	7.76	304443	9.97
240-96812-29	EL-SW-01-B-3_18	873566	5.10	690697	7.76	330394	9.97
240-96812-30	EL-SW-01-C-3_18	813925	5.10	622269	7.76	292486	9.97
240-96812-31	MSA-SW-42A-3_18	806681	5.10	605238	7.76	282603	9.97
240-96812-32	MSA-SW-42B-3_18	777403	5.10	592464	7.76	290877	9.97
240-96812-33	MSA-SW-42C-3_18	837742	5.10	650443	7.76	301657	9.97
240-96812-34	MSA-SW-42D-3_18	836638	5.10	635428	7.76	296918	9.97
240-96812-35	MSA-SW-45A-3_18	802270	5.10	633479	7.76	298270	9.97
240-96812-36	MSA-SW-45B-3_18	824552	5.10	625766	7.76	289159	9.97
240-96812-37	MSA-SW-45C-3_18	792961	5.10	609238	7.76	283642	9.97

FB = Fluorobenzene
CBNZd5 = Chlorobenzene-d5
DCBd4 = 1,4-Dichlorobenzene-d4
DCBd4 = 1,4-Dichlorobenzene-d4
Area Limit = 50%-200% of internal standard area
RT Limit = ± 0.5 minutes of internal standard RT

Column used to flag values outside QC limits

FORM VIII 8260C

FORM VIII
GC/MS VOA INTERNAL STANDARD AREA AND RETENTION TIME SUMMARY

Lab Name: TestAmerica Canton Job No.: 240-96812-1

SDG No.:

Sample No.: CCVIS 240-332291/5 Date Analyzed: 06/19/2018 09:26

Instrument ID: A3UX12 GC Column: DB-624 ID: 0.18(mm)

Lab File ID (Standard): U1264606.D Heated Purge: (Y/N) N

Calibration ID: 45476

		FB		CBNZd5		DCBd4	
		AREA #	RT #	AREA #	RT #	AREA #	RT #
12/24 HOUR STD		1404720	5.10	1102604	7.76	601191	9.97
UPPER LIMIT		2809440	5.60	2205208	8.26	1202382	10.47
LOWER LIMIT		702360	4.60	551302	7.26	300596	9.47
LAB SAMPLE ID	CLIENT SAMPLE ID						
CCV 240-332291/4		1269305	5.10	942757	7.76	445589	9.97
LCS 240-332291/6		1483358	5.10	1155382	7.76	616897	9.97
MB 240-332291/10		1254784	5.10	982431	7.76	453967	9.97
240-96812-38	MSA-SW-45D-3_18	1271261	5.10	957971	7.76	450209	9.97
240-96812-39	MSA-SW-39D-3_18	1163246	5.10	879460	7.76	407125	9.97
240-96812-40	MSA-SW-43C-3_18	1186980	5.10	907476	7.76	420082	9.97
240-96812-41	MSA-SW-43D-3_18	1224344	5.10	953159	7.76	450269	9.97
240-96812-42	MSA-SW-39A-3_18	1222041	5.10	927482	7.76	418905	9.97
240-96812-43	MSA-SW-39B-3_18	1184972	5.10	908710	7.76	413975	9.97
240-96812-44	MSA-SW-39C-3_18	1071050	5.10	823602	7.76	378076	9.97
240-96812-45	TRIP BLANK	1173154	5.10	887530	7.76	379179	9.97
240-96848-B-3 MS		1306751	5.10	997280	7.76	533528	9.97
240-96848-B-3 MSD		1229793	5.10	945612	7.76	513712	9.97

FB = Fluorobenzene
CBNZd5 = Chlorobenzene-d5
DCBd4 = 1,4-Dichlorobenzene-d4
DCBd4 = 1,4-Dichlorobenzene-d4
Area Limit = 50%-200% of internal standard area
RT Limit = ± 0.5 minutes of internal standard RT

Column used to flag values outside QC limits

FORM VIII 8260C

GC/MS VOA BATCH WORKSHEET

Lab Name: TestAmerica Canton Job No.: 240-96812-1

SDG No.:

Batch Number: 328331 Batch Start Date: 05/24/18 11:19 Batch Analyst: Bosworth, Heather M

Batch Method: 8260C Batch End Date:

Lab Sample ID	Client Sample ID	Method Chain	Basis	InitialAmount	FinalAmount	vm50is_stk_A 00001	vm50ss 00324	vm50ss_stk 00077	vmarolistdw 00248
BFB 240-328331/1		8260C		1 mL	5 mL				
STD8260 240-328331/10 IC		8260C		5 mL	5 mL	2 uL	0.4 uL		0.4 uL
STD8260 240-328331/11 IC		8260C		5 mL	5 mL	2 uL	0.8 uL		0.8 uL
STD8260 240-328331/12 IC		8260C		5 mL	5 mL	2 uL	8 uL		8 uL
ICIS 240-328331/13		8260C		5 mL	5 mL	2 uL	16 uL		16 uL
STD8260 240-328331/14 IC		8260C		5 mL	5 mL	2 uL	24 uL		24 uL
STD8260 240-328331/15 IC		8260C		5 mL	5 mL	2 uL	32 uL		32 uL
STD8260 240-328331/16 IC		8260C		5 mL	5 mL	2 uL	48 uL		48 uL
STDA9 240-328331/20 IC		8260C		5 mL	5 mL	2 uL			
STDA9 240-328331/21 IC		8260C		5 mL	5 mL	2 uL			
STDA9 240-328331/22 IC		8260C		5 mL	5 mL	2 uL			
STDA9 240-328331/23 IC		8260C		5 mL	5 mL	2 uL			
STDA9 240-328331/24 IC		8260C		5 mL	5 mL	2 uL			
STDA9 240-328331/25 IC		8260C		5 mL	5 mL	2 uL			
ICV 240-328331/26		8260C		5 mL	5 mL	2 uL		2 uL	

The pound sign (#) in the amount added field denotes that the reagent was used undiluted. All calculations are performed using the stated concentration for this reagent.

GC/MS VOA BATCH WORKSHEET

Lab Name: TestAmerica Canton Job No.: 240-96812-1

SDG No.:

Batch Number: 328331 Batch Start Date: 05/24/18 11:19 Batch Analyst: Bosworth, Heather M

Batch Method: 8260C Batch End Date:

Lab Sample ID	Client Sample ID	Method Chain	Basis	vmbfb 00019	VMFASA9W 00187	vmra9w 00251	vmrgas 00247	vmrprimw 00285	
BFB 240-328331/1		8260C		1 uL					
STD8260 240-328331/10 IC		8260C					0.4 uL	0.4 uL	
STD8260 240-328331/11 IC		8260C					0.8 uL	0.8 uL	
STD8260 240-328331/12 IC		8260C					8 uL	8 uL	
ICIS 240-328331/13		8260C					16 uL	16 uL	
STD8260 240-328331/14 IC		8260C					24 uL	24 uL	
STD8260 240-328331/15 IC		8260C					32 uL	32 uL	
STD8260 240-328331/16 IC		8260C					48 uL	48 uL	
STDA9 240-328331/20 IC		8260C				0.4 uL			
STDA9 240-328331/21 IC		8260C				0.8 uL			
STDA9 240-328331/22 IC		8260C				8 uL			
STDA9 240-328331/23 IC		8260C				16 uL			
STDA9 240-328331/24 IC		8260C				32 uL			
STDA9 240-328331/25 IC		8260C				48 uL			
ICV 240-328331/26		8260C			16 uL				

The pound sign (#) in the amount added field denotes that the reagent was used undiluted. All calculations are performed using the stated concentration for this reagent.

GC/MS VOA BATCH WORKSHEET

Lab Name: TestAmerica Canton Job No.: 240-96812-1

SDG No.:

Batch Number: 328331 Batch Start Date: 05/24/18 11:19 Batch Analyst: Bosworth, Heather M

Batch Method: 8260C Batch End Date:

Batch Notes	

Basis	Basis Description

The pound sign (#) in the amount added field denotes that the reagent was used undiluted. All calculations are performed using the stated concentration for this reagent.

GC/MS VOA BATCH WORKSHEET

Lab Name: TestAmerica Canton Job No.: 240-96812-1

SDG No.:

Batch Number: 330161 Batch Start Date: 06/05/18 17:08 Batch Analyst: Lavey, Tim

Batch Method: 8260C Batch End Date:

Lab Sample ID	Client Sample ID	Method Chain	Basis	InitialAmount	FinalAmount	vm50is_stk_A 00001	vm50ss 00325	vm50ss_stk 00077	vmarolistdw 00250
BFB 240-330161/2		8260C		1 mL	5 mL				
ICIS 240-330161/4		8260C		5 mL	5 mL	2 uL		2 uL	16 uL
ICV 240-330161/5		8260C		5 mL	5 mL	2 uL		2 uL	
STD8260 240-330161/9 IC		8260C		5 mL	5 mL	2 uL	48 uL		48 uL
STD8260 240-330161/10 IC		8260C		5 mL	5 mL	2 uL	32 uL		32 uL
STD8260 240-330161/11 IC		8260C		5 mL	5 mL	2 uL	24 uL		24 uL
STD8260 240-330161/13 IC		8260C		5 mL	5 mL	2 uL	8 uL		8 uL
STD8260 240-330161/14 IC		8260C		5 mL	5 mL	2 uL	0.8 uL		0.8 uL
STD8260 240-330161/15 IC		8260C		5 mL	5 mL	2 uL	0.4 uL		0.4 uL

Lab Sample ID	Client Sample ID	Method Chain	Basis	vmbfb 00020	vmfasaw 00235	vmfasgw 00260	vmfaspw 00253	vmrgas 00249	vmrprimw 00286
BFB 240-330161/2		8260C		1 uL					
ICIS 240-330161/4		8260C						16 uL	16 uL
ICV 240-330161/5		8260C			16 uL	16 uL	16 uL		
STD8260 240-330161/9 IC		8260C						48 uL	48 uL
STD8260 240-330161/10 IC		8260C						32 uL	32 uL
STD8260 240-330161/11 IC		8260C						24 uL	24 uL

The pound sign (#) in the amount added field denotes that the reagent was used undiluted. All calculations are performed using the stated concentration for this reagent.

GC/MS VOA BATCH WORKSHEET

Lab Name: TestAmerica Canton Job No.: 240-96812-1

SDG No.:

Batch Number: 330161 Batch Start Date: 06/05/18 17:08 Batch Analyst: Lavey, Tim

Batch Method: 8260C Batch End Date:

Lab Sample ID	Client Sample ID	Method Chain	Basis	vmbfb 00020	vmfasaw 00235	vmfasgw 00260	vmfaspw 00253	vmrgas 00249	vmrprimw 00286
STD8260 240-330161/13 IC		8260C						8 uL	8 uL
STD8260 240-330161/14 IC		8260C						0.8 uL	0.8 uL
STD8260 240-330161/15 IC		8260C						0.4 uL	0.4 uL

Batch Notes	
pH Indicator ID	HC746949

Basis	Basis Description

The pound sign (#) in the amount added field denotes that the reagent was used undiluted. All calculations are performed using the stated concentration for this reagent.

GC/MS VOA BATCH WORKSHEET

Lab Name: TestAmerica Canton Job No.: 240-96812-1

SDG No.:

Batch Number: 331811 Batch Start Date: 06/15/18 10:23 Batch Analyst: Bosworth, Heather M

Batch Method: 8260C Batch End Date:

Lab Sample ID	Client Sample ID	Method Chain	Basis	InitialAmount	FinalAmount	Initial pH	vm50is_stk_A 00001	vm50ss_stk 00077	vmarolistdw 00251
BFB 240-331811/3		8260C		1 mL	5 mL				
CCV 240-331811/4		8260C		5 mL	5 mL		2 uL		
CCVIS 240-331811/5		8260C		5 mL	5 mL		2 uL	2 uL	16 uL
LCS 240-331811/6		8260C		5 mL	5 mL		2 uL	2 uL	
MB 240-331811/9		8260C		5 mL	5 mL		2 uL	2 uL	
240-96812-B-1	MSA-SW38B-3_18	8260C	T	5 mL	5 mL	<2 SU	2 uL	2 uL	
240-96812-B-2	MSA-SW40B-3_18	8260C	T	5 mL	5 mL	<2 SU	2 uL	2 uL	
240-96812-B-3	MSA-SW40C-3_18	8260C	T	5 mL	5 mL	<2 SU	2 uL	2 uL	
240-96812-B-4	MSA-SW40D-3_18	8260C	T	5 mL	5 mL	<2 SU	2 uL	2 uL	
240-96812-B-5	MSA-SW38A-3_18	8260C	T	5 mL	5 mL	<2 SU	2 uL	2 uL	
240-96848-B-2 MS		8260C	T	5 mL	5 mL	<2 SU	2 uL	2 uL	
240-96848-B-2 MSD		8260C	T	5 mL	5 mL	<2 SU	2 uL	2 uL	

Lab Sample ID	Client Sample ID	Method Chain	Basis	vmbfb 00020	vmfasaw 00236	vmfasgw 00262	vmfaspw 00254	vmra9w 00254	vmrgas 00250
BFB 240-331811/3		8260C		1 uL					
CCV 240-331811/4		8260C						16 uL	
CCVIS 240-331811/5		8260C							16 uL
LCS 240-331811/6		8260C			16 uL	16 uL	16 uL		
MB 240-331811/9		8260C							
240-96812-B-1	MSA-SW38B-3_18	8260C	T						
240-96812-B-2	MSA-SW40B-3_18	8260C	T						
240-96812-B-3	MSA-SW40C-3_18	8260C	T						
240-96812-B-4	MSA-SW40D-3_18	8260C	T						
240-96812-B-5	MSA-SW38A-3_18	8260C	T						
240-96848-B-2 MS		8260C	T		16 uL	16 uL	16 uL		

The pound sign (#) in the amount added field denotes that the reagent was used undiluted. All calculations are performed using the stated concentration for this reagent.

GC/MS VOA BATCH WORKSHEET

Lab Name: TestAmerica Canton Job No.: 240-96812-1

SDG No.:

Batch Number: 331811 Batch Start Date: 06/15/18 10:23 Batch Analyst: Bosworth, Heather M

Batch Method: 8260C Batch End Date:

Lab Sample ID	Client Sample ID	Method Chain	Basis	vmbfb 00020	vmfasaw 00236	vmfasgw 00262	vmfaspw 00254	vmra9w 00254	vmrgas 00250
240-96848-B-2 MSD		8260C	T		16 uL	16 uL	16 uL		

Lab Sample ID	Client Sample ID	Method Chain	Basis	vmrprimw 00287					
BFB 240-331811/3		8260C							
CCV 240-331811/4		8260C							
CCVIS 240-331811/5		8260C		16 uL					
LCS 240-331811/6		8260C							
MB 240-331811/9		8260C							
240-96812-B-1	MSA-SW38B-3_18	8260C	T						
240-96812-B-2	MSA-SW40B-3_18	8260C	T						
240-96812-B-3	MSA-SW40C-3_18	8260C	T						
240-96812-B-4	MSA-SW40D-3_18	8260C	T						
240-96812-B-5	MSA-SW38A-3_18	8260C	T						
240-96848-B-2 MS		8260C	T						
240-96848-B-2 MSD		8260C	T						

Batch Notes	
pH Indicator ID	HC746949

Basis	Basis Description
T	Total/NA

The pound sign (#) in the amount added field denotes that the reagent was used undiluted. All calculations are performed using the stated concentration for this reagent.

GC/MS VOA BATCH WORKSHEET

Lab Name: TestAmerica Canton Job No.: 240-96812-1

SDG No.:

Batch Number: 332009 Batch Start Date: 06/17/18 13:32 Batch Analyst: Lavey, Tim

Batch Method: 8260C Batch End Date:

Lab Sample ID	Client Sample ID	Method Chain	Basis	InitialAmount	FinalAmount	Initial pH	vm50is_stk_A 00001	vm50ss_stk 00077	vmarolistdw 00252
BFB 240-332009/1		8260C		1 mL	5 mL				
CCV 240-332009/3		8260C		5 mL	5 mL		2 uL		
CCVIS 240-332009/4		8260C		5 mL	5 mL		2 uL	2 uL	16 uL
LCS 240-332009/5		8260C		5 mL	5 mL		2 uL	2 uL	
MB 240-332009/8		8260C		5 mL	5 mL		2 uL	2 uL	
240-96812-B-6	MSA-SW44D-3_18	8260C	T	5 mL	5 mL	<2 SU	2 uL	2 uL	
240-96812-B-7	MSA-SW43A-3_18	8260C	T	5 mL	5 mL	<2 SU	2 uL	2 uL	
240-96812-B-8	MSA-SW47A-3_18	8260C	T	5 mL	5 mL	<2 SU	2 uL	2 uL	
240-96812-C-9	MSA-SW46A-3_18	8260C	T	5 mL	5 mL	<2 SU	2 uL	2 uL	
240-96812-B-10	MSA-SW48A-3_18	8260C	T	5 mL	5 mL	<2 SU	2 uL	2 uL	
240-96812-B-11	MSA-SW43A-3_18	8260C	T	5 mL	5 mL	<2 SU	2 uL	2 uL	
240-96812-B-12	MSA-SW43B-3_18	8260C	T	5 mL	5 mL	<2 SU	2 uL	2 uL	
240-96812-B-13	MSA-SW37D-3_18	8260C	T	5 mL	5 mL	<2 SU	2 uL	2 uL	
240-96812-B-14	MSA-SW37C-3_18	8260C	T	5 mL	5 mL	<2 SU	2 uL	2 uL	
240-96812-B-15	MSA-SW37B-3_18	8260C	T	5 mL	5 mL	<2 SU	2 uL	2 uL	
240-96812-B-16	MSA-SW37A-3_18	8260C	T	5 mL	5 mL	<2 SU	2 uL	2 uL	
240-96812-B-17	MSA-SW40A-3_18	8260C	T	5 mL	5 mL	<2 SU	2 uL	2 uL	
240-96812-B-18	MSA-SW38C-3_18	8260C	T	5 mL	5 mL	<2 SU	2 uL	2 uL	
240-96812-B-19	MSA-SW38D-3_18	8260C	T	5 mL	5 mL	<2 SU	2 uL	2 uL	
240-96812-B-20	MSA-SW44A-3_18	8260C	T	5 mL	5 mL	<2 SU	2 uL	2 uL	
240-96812-B-21	MSA-SW44B-3_18	8260C	T	5 mL	5 mL	<2 SU	2 uL	2 uL	
240-96812-B-22	MSA-SW44C-3_18	8260C	T	5 mL	5 mL	<2 SU	2 uL	2 uL	
240-96812-B-23	EL-SW01-D-3_18	8260C	T	5 mL	5 mL	<2 SU	2 uL	2 uL	
240-96812-B-24	MSA-SW-41A-3_18	8260C	T	5 mL	5 mL	<2 SU	2 uL	2 uL	
240-96812-B-25	MSA-SW-41B-3_18	8260C	T	5 mL	5 mL	<2 SU	2 uL	2 uL	

Lab Sample ID	Client Sample ID	Method Chain	Basis	vmbfb 00020	vmfasaw 00237	vmfasgw 00262	vmfaspw 00255	vmra9w 00254	vmrgas 00250
BFB 240-332009/1		8260C		1 uL					

The pound sign (#) in the amount added field denotes that the reagent was used undiluted. All calculations are performed using the stated concentration for this reagent.

GC/MS VOA BATCH WORKSHEET

Lab Name: TestAmerica Canton Job No.: 240-96812-1

SDG No.:

Batch Number: 332009 Batch Start Date: 06/17/18 13:32 Batch Analyst: Lavey, Tim

Batch Method: 8260C Batch End Date:

Lab Sample ID	Client Sample ID	Method Chain	Basis	vmbfb 00020	vmfasaw 00237	vmfasgw 00262	vmfaspw 00255	vmra9w 00254	vmrgas 00250
CCV 240-332009/3		8260C						16 uL	
CCVIS 240-332009/4		8260C							16 uL
LCS 240-332009/5		8260C			16 uL	16 uL	16 uL		
MB 240-332009/8		8260C							
240-96812-B-6	MSA-SW44D-3_18	8260C	T						
240-96812-B-7	MSA-SW43A-3_18	8260C	T						
240-96812-B-8	MSA-SW47A-3_18	8260C	T						
240-96812-C-9	MSA-SW46A-3_18	8260C	T						
240-96812-B-10	MSA-SW48A-3_18	8260C	T						
240-96812-B-11	MSA-SW43A-3_18	8260C	T						
240-96812-B-12	MSA-SW43B-3_18	8260C	T						
240-96812-B-13	MSA-SW37D-3_18	8260C	T						
240-96812-B-14	MSA-SW37C-3_18	8260C	T						
240-96812-B-15	MSA-SW37B-3_18	8260C	T						
240-96812-B-16	MSA-SW37A-3_18	8260C	T						
240-96812-B-17	MSA-SW40A-3_18	8260C	T						
240-96812-B-18	MSA-SW38C-3_18	8260C	T						
240-96812-B-19	MSA-SW38D-3_18	8260C	T						
240-96812-B-20	MSA-SW44A-3_18	8260C	T						
240-96812-B-21	MSA-SW44B-3_18	8260C	T						
240-96812-B-22	MSA-SW44C-3_18	8260C	T						
240-96812-B-23	EL-SW01-D-3_18	8260C	T						
240-96812-B-24	MSA-SW-41A-3_18	8260C	T						
240-96812-B-25	MSA-SW-41B-3_18	8260C	T						

Lab Sample ID	Client Sample ID	Method Chain	Basis	vmrprimw 00288					
BFB 240-332009/1		8260C							
CCV 240-332009/3		8260C							

The pound sign (#) in the amount added field denotes that the reagent was used undiluted. All calculations are performed using the stated concentration for this reagent.

GC/MS VOA BATCH WORKSHEET

Lab Name: TestAmerica Canton Job No.: 240-96812-1

SDG No.:

Batch Number: 332009 Batch Start Date: 06/17/18 13:32 Batch Analyst: Lavey, Tim

Batch Method: 8260C Batch End Date:

Lab Sample ID	Client Sample ID	Method Chain	Basis	vmrprimw 00288					
CCVIS 240-332009/4		8260C		16 uL					
LCS 240-332009/5		8260C							
MB 240-332009/8		8260C							
240-96812-B-6	MSA-SW44D-3_18	8260C	T						
240-96812-B-7	MSA-SW43A-3_18	8260C	T						
240-96812-B-8	MSA-SW47A-3_18	8260C	T						
240-96812-C-9	MSA-SW46A-3_18	8260C	T						
240-96812-B-10	MSA-SW48A-3_18	8260C	T						
240-96812-B-11	MSA-SW43A-3_18	8260C	T						
240-96812-B-12	MSA-SW43B-3_18	8260C	T						
240-96812-B-13	MSA-SW37D-3_18	8260C	T						
240-96812-B-14	MSA-SW37C-3_18	8260C	T						
240-96812-B-15	MSA-SW37B-3_18	8260C	T						
240-96812-B-16	MSA-SW37A-3_18	8260C	T						
240-96812-B-17	MSA-SW40A-3_18	8260C	T						
240-96812-B-18	MSA-SW38C-3_18	8260C	T						
240-96812-B-19	MSA-SW38D-3_18	8260C	T						
240-96812-B-20	MSA-SW44A-3_18	8260C	T						
240-96812-B-21	MSA-SW44B-3_18	8260C	T						
240-96812-B-22	MSA-SW44C-3_18	8260C	T						
240-96812-B-23	EL-SW01-D-3_18	8260C	T						
240-96812-B-24	MSA-SW-41A-3_18	8260C	T						
240-96812-B-25	MSA-SW-41B-3_18	8260C	T						

Batch Notes	
pH Indicator ID	HC746949

Basis	Basis Description
T	Total/NA

The pound sign (#) in the amount added field denotes that the reagent was used undiluted. All calculations are performed using the stated concentration for this reagent.

GC/MS VOA BATCH WORKSHEET

Lab Name: TestAmerica Canton Job No.: 240-96812-1

SDG No.:

Batch Number: 332047 Batch Start Date: 06/18/18 06:20 Batch Analyst: Bosworth, Heather M

Batch Method: 8260C Batch End Date:

Lab Sample ID	Client Sample ID	Method Chain	Basis	InitialAmount	FinalAmount	Initial pH	vm50is_stk_A 00001	vm50ss_stk 00077	vmarolistdw 00252
BFB 240-332047/1		8260C		1 mL	5 mL				
CCV 240-332047/4		8260C		5 mL	5 mL		2 uL		
CCVIS 240-332047/5		8260C		5 mL	5 mL		2 uL	2 uL	16 uL
LCS 240-332047/6		8260C		5 mL	5 mL		2 uL	2 uL	
MB 240-332047/9		8260C		5 mL	5 mL		2 uL	2 uL	
240-96905-B-1 MS		8260C	T	5 mL	5 mL	<2 SU	2 uL	2 uL	
240-96905-B-1 MSD		8260C	T	5 mL	5 mL	<2 SU	2 uL	2 uL	
240-96812-B-26	MSA-SW-41C-3_18	8260C	T	5 mL	5 mL	<2 SU	2 uL	2 uL	
240-96812-B-27	MSA-SW-41D-3_18	8260C	T	5 mL	5 mL	<2 SU	2 uL	2 uL	
240-96812-B-28	EL-SW-01-A-3_18	8260C	T	5 mL	5 mL	<2 SU	2 uL	2 uL	
240-96812-B-29	EL-SW-01-B-3_18	8260C	T	5 mL	5 mL	<2 SU	2 uL	2 uL	
240-96812-B-30	EL-SW-01-C-3_18	8260C	T	5 mL	5 mL	<2 SU	2 uL	2 uL	
240-96812-B-31	MSA-SW-42A-3_18	8260C	T	5 mL	5 mL	<2 SU	2 uL	2 uL	
240-96812-B-32	MSA-SW-42B-3_18	8260C	T	5 mL	5 mL	<2 SU	2 uL	2 uL	
240-96812-B-33	MSA-SW-42C-3_18	8260C	T	5 mL	5 mL	<2 SU	2 uL	2 uL	
240-96812-B-34	MSA-SW-42D-3_18	8260C	T	5 mL	5 mL	<2 SU	2 uL	2 uL	
240-96812-B-35	MSA-SW-45A-3_18	8260C	T	5 mL	5 mL	<2 SU	2 uL	2 uL	
240-96812-B-36	MSA-SW-45B-3_18	8260C	T	5 mL	5 mL	<2 SU	2 uL	2 uL	
240-96812-B-37	MSA-SW-45C-3_18	8260C	T	5 mL	5 mL	<2 SU	2 uL	2 uL	

Lab Sample ID	Client Sample ID	Method Chain	Basis	vmbfb 00020	vmfasaw 00237	vmfasgw 00262	vmfaspw 00255	vmra9w 00254	vmrgas 00250
BFB 240-332047/1		8260C		1 uL					
CCV 240-332047/4		8260C						16 uL	
CCVIS 240-332047/5		8260C							16 uL
LCS 240-332047/6		8260C			16 uL	16 uL	16 uL		

The pound sign (#) in the amount added field denotes that the reagent was used undiluted. All calculations are performed using the stated concentration for this reagent.

GC/MS VOA BATCH WORKSHEET

Lab Name: TestAmerica Canton Job No.: 240-96812-1

SDG No.:

Batch Number: 332047 Batch Start Date: 06/18/18 06:20 Batch Analyst: Bosworth, Heather M

Batch Method: 8260C Batch End Date:

Lab Sample ID	Client Sample ID	Method Chain	Basis	vmbfb 00020	vmfasaw 00237	vmfasgw 00262	vmfaspw 00255	vmra9w 00254	vmrgas 00250
MB 240-332047/9		8260C							
240-96905-B-1 MS		8260C	T		16 uL	16 uL	16 uL		
240-96905-B-1 MSD		8260C	T		16 uL	16 uL	16 uL		
240-96812-B-26	MSA-SW-41C-3_18	8260C	T						
240-96812-B-27	MSA-SW-41D-3_18	8260C	T						
240-96812-B-28	EL-SW-01-A-3_18	8260C	T						
240-96812-B-29	EL-SW-01-B-3_18	8260C	T						
240-96812-B-30	EL-SW-01-C-3_18	8260C	T						
240-96812-B-31	MSA-SW-42A-3_18	8260C	T						
240-96812-B-32	MSA-SW-42B-3_18	8260C	T						
240-96812-B-33	MSA-SW-42C-3_18	8260C	T						
240-96812-B-34	MSA-SW-42D-3_18	8260C	T						
240-96812-B-35	MSA-SW-45A-3_18	8260C	T						
240-96812-B-36	MSA-SW-45B-3_18	8260C	T						
240-96812-B-37	MSA-SW-45C-3_18	8260C	T						

Lab Sample ID	Client Sample ID	Method Chain	Basis	vmrprimw 00288					
BFB 240-332047/1		8260C							
CCV 240-332047/4		8260C							
CCVIS 240-332047/5		8260C		16 uL					
LCS 240-332047/6		8260C							
MB 240-332047/9		8260C							
240-96905-B-1 MS		8260C	T						
240-96905-B-1 MSD		8260C	T						
240-96812-B-26	MSA-SW-41C-3_18	8260C	T						
240-96812-B-27	MSA-SW-41D-3_18	8260C	T						
240-96812-B-28	EL-SW-01-A-3_18	8260C	T						

The pound sign (#) in the amount added field denotes that the reagent was used undiluted. All calculations are performed using the stated concentration for this reagent.

GC/MS VOA BATCH WORKSHEET

Lab Name: TestAmerica Canton Job No.: 240-96812-1

SDG No.:

Batch Number: 332047 Batch Start Date: 06/18/18 06:20 Batch Analyst: Bosworth, Heather M

Batch Method: 8260C Batch End Date:

Lab Sample ID	Client Sample ID	Method Chain	Basis	vmrprimw 00288					
240-96812-B-29	EL-SW-01-B-3_18	8260C	T						
240-96812-B-30	EL-SW-01-C-3_18	8260C	T						
240-96812-B-31	MSA-SW-42A-3_18	8260C	T						
240-96812-B-32	MSA-SW-42B-3_18	8260C	T						
240-96812-B-33	MSA-SW-42C-3_18	8260C	T						
240-96812-B-34	MSA-SW-42D-3_18	8260C	T						
240-96812-B-35	MSA-SW-45A-3_18	8260C	T						
240-96812-B-36	MSA-SW-45B-3_18	8260C	T						
240-96812-B-37	MSA-SW-45C-3_18	8260C	T						

Batch Notes	
pH Indicator ID	HC746949

Basis	Basis Description
T	Total/NA

The pound sign (#) in the amount added field denotes that the reagent was used undiluted. All calculations are performed using the stated concentration for this reagent.

GC/MS VOA BATCH WORKSHEET

Lab Name: TestAmerica Canton Job No.: 240-96812-1

SDG No.:

Batch Number: 332291 Batch Start Date: 06/19/18 08:31 Batch Analyst: Bosworth, Heather M

Batch Method: 8260C Batch End Date:

Lab Sample ID	Client Sample ID	Method Chain	Basis	InitialAmount	FinalAmount	Initial pH	vm50is_stk_A 00001	vm50ss_stk 00077	vmarolistdw 00252
BFB 240-332291/1		8260C		1 mL	5 mL				
CCV 240-332291/4		8260C		5 mL	5 mL		2 uL		
CCVIS 240-332291/5		8260C		5 mL	5 mL		2 uL	2 uL	16 uL
LCS 240-332291/6		8260C		5 mL	5 mL		2 uL	2 uL	
MB 240-332291/10		8260C		5 mL	5 mL		2 uL	2 uL	
240-96812-B-38	MSA-SW-45D-3_18	8260C	T	5 mL	5 mL	<2 SU	2 uL	2 uL	
240-96812-B-39	MSA-SW-39D-3_18	8260C	T	5 mL	5 mL	<2 SU	2 uL	2 uL	
240-96812-B-40	MSA-SW-43C-3_18	8260C	T	5 mL	5 mL	<2 SU	2 uL	2 uL	
240-96812-B-41	MSA-SW-43D-3_18	8260C	T	5 mL	5 mL	<2 SU	2 uL	2 uL	
240-96812-B-42	MSA-SW-39A-3_18	8260C	T	5 mL	5 mL	<2 SU	2 uL	2 uL	
240-96812-B-43	MSA-SW-39B-3_18	8260C	T	5 mL	5 mL	<2 SU	2 uL	2 uL	
240-96812-B-44	MSA-SW-39C-3_18	8260C	T	5 mL	5 mL	<2 SU	2 uL	2 uL	
240-96812-B-45	TRIP BLANK	8260C	T	5 mL	5 mL	<2 SU	2 uL	2 uL	
240-96848-B-3 MS		8260C	T	5 mL	5 mL	<2 SU	2 uL	2 uL	
240-96848-B-3 MSD		8260C	T	5 mL	5 mL	<2 SU	2 uL	2 uL	

Lab Sample ID	Client Sample ID	Method Chain	Basis	vmbfb 00020	vmfasaw 00237	vmfasgw 00263	vmfaspw 00255	vmra9w 00255	vmrgas 00251
BFB 240-332291/1		8260C		1 uL					
CCV 240-332291/4		8260C						16 uL	
CCVIS 240-332291/5		8260C							16 uL
LCS 240-332291/6		8260C			16 uL	16 uL	16 uL		
MB 240-332291/10		8260C							
240-96812-B-38	MSA-SW-45D-3_18	8260C	T						
240-96812-B-39	MSA-SW-39D-3_18	8260C	T						
240-96812-B-40	MSA-SW-43C-3_18	8260C	T						

The pound sign (#) in the amount added field denotes that the reagent was used undiluted. All calculations are performed using the stated concentration for this reagent.

GC/MS VOA BATCH WORKSHEET

Lab Name: TestAmerica Canton Job No.: 240-96812-1

SDG No.:

Batch Number: 332291 Batch Start Date: 06/19/18 08:31 Batch Analyst: Bosworth, Heather M

Batch Method: 8260C Batch End Date:

Lab Sample ID	Client Sample ID	Method Chain	Basis	vmbfb 00020	vmfasaw 00237	vmfasgw 00263	vmfaspw 00255	vmra9w 00255	vmrgas 00251
240-96812-B-41	MSA-SW-43D-3_18	8260C	T						
240-96812-B-42	MSA-SW-39A-3_18	8260C	T						
240-96812-B-43	MSA-SW-39B-3_18	8260C	T						
240-96812-B-44	MSA-SW-39C-3_18	8260C	T						
240-96812-B-45	TRIP BLANK	8260C	T						
240-96848-B-3 MS		8260C	T		16 uL	16 uL	16 uL		
240-96848-B-3 MSD		8260C	T		16 uL	16 uL	16 uL		

Lab Sample ID	Client Sample ID	Method Chain	Basis	vmrprimw 00288					
BFB 240-332291/1		8260C							
CCV 240-332291/4		8260C							
CCVIS 240-332291/5		8260C		16 uL					
LCS 240-332291/6		8260C							
MB 240-332291/10		8260C							
240-96812-B-38	MSA-SW-45D-3_18	8260C	T						
240-96812-B-39	MSA-SW-39D-3_18	8260C	T						
240-96812-B-40	MSA-SW-43C-3_18	8260C	T						
240-96812-B-41	MSA-SW-43D-3_18	8260C	T						
240-96812-B-42	MSA-SW-39A-3_18	8260C	T						
240-96812-B-43	MSA-SW-39B-3_18	8260C	T						
240-96812-B-44	MSA-SW-39C-3_18	8260C	T						
240-96812-B-45	TRIP BLANK	8260C	T						
240-96848-B-3 MS		8260C	T						
240-96848-B-3 MSD		8260C	T						

The pound sign (#) in the amount added field denotes that the reagent was used undiluted. All calculations are performed using the stated concentration for this reagent.

GC/MS VOA BATCH WORKSHEET

Lab Name: TestAmerica Canton Job No.: 240-96812-1

SDG No.:

Batch Number: 332291 Batch Start Date: 06/19/18 08:31 Batch Analyst: Bosworth, Heather M

Batch Method: 8260C Batch End Date:

Batch Notes	
pH Indicator ID	HC746949

Basis	Basis Description
T	Total/NA

The pound sign (#) in the amount added field denotes that the reagent was used undiluted. All calculations are performed using the stated concentration for this reagent.

COVER PAGE
METALS

Lab Name: TestAmerica Canton Job Number: 240-96812-1

SDG No.:

Project: MSA Surface Water

Client Sample ID	Lab Sample ID
MSA-SW38B-3_18	240-96812-1
MSA-SW40B-3_18	240-96812-2
MSA-SW40C-3_18	240-96812-3
MSA-SW40D-3_18	240-96812-4
MSA-SW38A-3_18	240-96812-5
MSA-SW44D-3_18	240-96812-6
MSA-SW43A-3_18	240-96812-11
MSA-SW43B-3_18	240-96812-12
MSA-SW37D-3_18	240-96812-13
MSA-SW37C-3_18	240-96812-14
MSA-SW37B-3_18	240-96812-15
MSA-SW37A-3_18	240-96812-16
MSA-SW40A-3_18	240-96812-17
MSA-SW38C-3_18	240-96812-18
MSA-SW38D-3_18	240-96812-19
MSA-SW44A-3_18	240-96812-20
MSA-SW44B-3_18	240-96812-21
MSA-SW44C-3_18	240-96812-22
MSA-SW-41A-3_18	240-96812-24
MSA-SW-41B-3_18	240-96812-25
MSA-SW-41C-3_18	240-96812-26
MSA-SW-41D-3_18	240-96812-27
MSA-SW-42A-3_18	240-96812-31
MSA-SW-42B-3_18	240-96812-32
MSA-SW-42C-3_18	240-96812-33
MSA-SW-42D-3_18	240-96812-34
MSA-SW-45A-3_18	240-96812-35
MSA-SW-45B-3_18	240-96812-36
MSA-SW-45C-3_18	240-96812-37
MSA-SW-45D-3_18	240-96812-38
MSA-SW-39D-3_18	240-96812-39
MSA-SW-43C-3_18	240-96812-40
MSA-SW-43D-3_18	240-96812-41
MSA-SW-39A-3_18	240-96812-42
MSA-SW-39B-3_18	240-96812-43
MSA-SW-39C-3_18	240-96812-44

Comments:

2A-IN
CALIBRATION VERIFICATIONS
METALS

Lab Name: TestAmerica Canton Job No.: 240-96812-1

SDG No.:

ICV Source: MTMSICVW_00084 Concentration Units: ug/L

CCV Source: MTMSCAL2CCVW_00207

Analyte	ICV 240-332093/7 06/15/2018 14:38				CCV 240-332093/65 06/15/2018 19:02				CCV 240-332093/77 06/15/2018 19:56			
	Found	C	True	%R	Found	C	True	%R	Found	C	True	%R
Antimony	41.0		40.0	102	53.0		50.0	106	53.1		50.0	106
Arsenic	39.0		40.0	98	47.1		50.0	94	47.4		50.0	95
Barium	39.2		40.0	98	49.1		50.0	98	50.1		50.0	100
Beryllium	39.9		40.0	100	49.1		50.0	98	50.1		50.0	100
Cadmium	38.6		40.0	96	50.0		50.0	100	50.2		50.0	100
Calcium	19900		20000	100	24000		25000	96	24800		25000	99
Chromium	40.9		40.0	102	51.9		50.0	104	53.8		50.0	108
Cobalt	39.3		40.0	98	48.1		50.0	96	47.8		50.0	96
Copper	40.1		40.0	100	48.0		50.0	96	48.2		50.0	96
Lead	40.5		40.0	101	51.1		50.0	102	50.4		50.0	101
Magnesium	20700		20000	103	24000		25000	96	25000		25000	100
Molybdenum	40.3		40.0	101	52.2		50.0	104	52.3		50.0	105
Nickel	39.4		40.0	99	48.3		50.0	97	48.5		50.0	97
Selenium	41.2		40.0	103	51.5		50.0	103	53.4		50.0	107
Silver	39.6		40.0	99	50.1		50.0	100	50.4		50.0	101
Thallium	39.5		40.0	99	50.5		50.0	101	50.6		50.0	101
Tungsten	40.5		40.0	101	50.4		50.0	101	50.5		50.0	101
Vanadium	41.0		40.0	103	51.0		50.0	102	52.4		50.0	105
Zinc	38.3		40.0	96	47.8		50.0	96	47.7		50.0	95

Note! Calculations are performed before rounding to avoid round-off errors in calculated results.
Italicized analytes were not requested for this sequence.

2A-IN
CALIBRATION VERIFICATIONS
METALS

Lab Name: TestAmerica Canton Job No.: 240-96812-1

SDG No.:

ICV Source: MTMSICVW_00084 Concentration Units: ug/L

CCV Source: MTMSCAL2CCVW_00207

Analyte	CCV 240-332093/89 06/15/2018 20:50				CCV 240-332093/101 06/15/2018 21:44				CCV 240-332093/113 06/15/2018 22:37			
	Found	C	True	%R	Found	C	True	%R	Found	C	True	%R
Antimony	53.2		50.0	106	53.0		50.0	106	53.0		50.0	106
Arsenic	46.4		50.0	93	48.0		50.0	96	48.4		50.0	97
Barium	52.0		50.0	104	49.8		50.0	100	49.8		50.0	100
Beryllium	50.9		50.0	102	51.9		50.0	104	50.0		50.0	100
Cadmium	50.6		50.0	101	49.9		50.0	100	50.4		50.0	101
Calcium	24600		25000	98	24600		25000	99	23900		25000	96
Chromium	52.1		50.0	104	52.1		50.0	104	50.7		50.0	101
Cobalt	46.4		50.0	93	48.5		50.0	97	46.6		50.0	93
Copper	46.2		50.0	92	48.6		50.0	97	46.8		50.0	94
Lead	49.1		50.0	98	51.1		50.0	102	50.6		50.0	101
Magnesium	24500		25000	98	24900		25000	100	24100		25000	96
Molybdenum	50.7		50.0	101	52.9		50.0	106	51.0		50.0	102
Nickel	46.5		50.0	93	49.1		50.0	98	47.3		50.0	95
Selenium	53.7		50.0	107	52.3		50.0	105	52.0		50.0	104
Silver	49.1		50.0	98	50.8		50.0	102	49.3		50.0	99
Thallium	48.8		50.0	98	50.4		50.0	101	50.7		50.0	101
Tungsten	50.0		50.0	100	49.7		50.0	99	49.1		50.0	98
Vanadium	51.5		50.0	103	52.1		50.0	104	50.2		50.0	100
Zinc	46.2		50.0	92	47.3		50.0	95	46.6		50.0	93

Note! Calculations are performed before rounding to avoid round-off errors in calculated results.
Italicized analytes were not requested for this sequence.

2A-IN
CALIBRATION VERIFICATIONS
METALS

Lab Name: TestAmerica Canton Job No.: 240-96812-1

SDG No.:

ICV Source: MTMSCRI6020AW_00067 Concentration Units: ug/L

CCV Source: MTMSCAL2CCVW_00207

Analyte	ICVL 240-332093/9 06/15/2018 14:47				CCV 240-332093/65 06/15/2018 19:02				CCV 240-332093/77 06/15/2018 19:56			
	Found	C	True	%R	Found	C	True	%R	Found	C	True	%R
Antimony	1.95	J	2.00	97	53.0		50.0	106	53.1		50.0	106
Arsenic	4.75	J	5.00	95	47.1		50.0	94	47.4		50.0	95
Barium	4.59	J	5.00	92	49.1		50.0	98	50.1		50.0	100
Beryllium	0.956	J	1.00	96	49.1		50.0	98	50.1		50.0	100
Cadmium	0.905	J	1.00	91	50.0		50.0	100	50.2		50.0	100
Calcium	952	J	1000	95	24000		25000	96	24800		25000	99
Chromium	2.03		2.00	101	51.9		50.0	104	53.8		50.0	108
Cobalt	1.02		1.00	102	48.1		50.0	96	47.8		50.0	96
Copper	1.96	J	2.00	98	48.0		50.0	96	48.2		50.0	96
Lead	1.01		1.00	101	51.1		50.0	102	50.4		50.0	101
Magnesium	995	J	1000	100	24000		25000	96	25000		25000	100
Molybdenum	4.88	J	5.00	98	52.2		50.0	104	52.3		50.0	105
Nickel	2.09		2.00	104	48.3		50.0	97	48.5		50.0	97
Selenium	5.27		5.00	105	51.5		50.0	103	53.4		50.0	107
Silver	0.973	J	1.00	97	50.1		50.0	100	50.4		50.0	101
Thallium	1.00		1.00	100	50.5		50.0	101	50.6		50.0	101
Tungsten	9.66	J	10.0	97	50.4		50.0	101	50.5		50.0	101
Vanadium	4.87	J	5.00	97	51.0		50.0	102	52.4		50.0	105
Zinc	18.1	J	20.0	91	47.8		50.0	96	47.7		50.0	95

Note! Calculations are performed before rounding to avoid round-off errors in calculated results.
Italicized analytes were not requested for this sequence.

2A-IN
CALIBRATION VERIFICATIONS
METALS

Lab Name: TestAmerica Canton Job No.: 240-96812-1

SDG No.:

ICV Source: MTMSCRI6020AW_00067 Concentration Units: ug/L

CCV Source: MTMSCAL2CCVW_00207

Analyte	CCV 240-332093/89 06/15/2018 20:50				CCV 240-332093/101 06/15/2018 21:44				CCV 240-332093/113 06/15/2018 22:37			
	Found	C	True	%R	Found	C	True	%R	Found	C	True	%R
Antimony	53.2		50.0	106	53.0		50.0	106	53.0		50.0	106
Arsenic	46.4		50.0	93	48.0		50.0	96	48.4		50.0	97
Barium	52.0		50.0	104	49.8		50.0	100	49.8		50.0	100
Beryllium	50.9		50.0	102	51.9		50.0	104	50.0		50.0	100
Cadmium	50.6		50.0	101	49.9		50.0	100	50.4		50.0	101
Calcium	24600		25000	98	24600		25000	99	23900		25000	96
Chromium	52.1		50.0	104	52.1		50.0	104	50.7		50.0	101
Cobalt	46.4		50.0	93	48.5		50.0	97	46.6		50.0	93
Copper	46.2		50.0	92	48.6		50.0	97	46.8		50.0	94
Lead	49.1		50.0	98	51.1		50.0	102	50.6		50.0	101
Magnesium	24500		25000	98	24900		25000	100	24100		25000	96
Molybdenum	50.7		50.0	101	52.9		50.0	106	51.0		50.0	102
Nickel	46.5		50.0	93	49.1		50.0	98	47.3		50.0	95
Selenium	53.7		50.0	107	52.3		50.0	105	52.0		50.0	104
Silver	49.1		50.0	98	50.8		50.0	102	49.3		50.0	99
Thallium	48.8		50.0	98	50.4		50.0	101	50.7		50.0	101
Tungsten	50.0		50.0	100	49.7		50.0	99	49.1		50.0	98
Vanadium	51.5		50.0	103	52.1		50.0	104	50.2		50.0	100
Zinc	46.2		50.0	92	47.3		50.0	95	46.6		50.0	93

Note! Calculations are performed before rounding to avoid round-off errors in calculated results.
Italicized analytes were not requested for this sequence.

2A-IN
CALIBRATION VERIFICATIONS
METALS

Lab Name: TestAmerica Canton Job No.: 240-96812-1

SDG No.:

ICV Source: MTMSICVW_00084 Concentration Units: ug/L

CCV Source: MTMSCAL2CCVW_00207

Analyte	ICV 240-332270/7 06/18/2018 11:38				CCV 240-332270/125 06/18/2018 20:25				CCV 240-332270/137 06/18/2018 21:19			
	Found	C	True	%R	Found	C	True	%R	Found	C	True	%R
Antimony	41.3		40.0	103	50.2		50.0	100	51.1		50.0	102
Arsenic	40.4		40.0	101	50.0		50.0	100	50.1		50.0	100
Barium	39.7		40.0	99	48.1		50.0	96	50.4		50.0	101
Beryllium	40.7		40.0	102	54.8		50.0	110	54.4		50.0	109
Cadmium	40.9		40.0	102	49.1		50.0	98	49.3		50.0	99
Calcium	19700		20000	99	25200		25000	101	24600		25000	99
Chromium	39.9		40.0	100	48.8		50.0	98	48.7		50.0	97
Cobalt	40.6		40.0	101	49.0		50.0	98	48.9		50.0	98
Copper	41.1		40.0	103	48.9		50.0	98	48.4		50.0	97
Lead	42.3		40.0	106	50.3		50.0	101	49.0		50.0	98
Magnesium	19900		20000	100	24600		25000	98	24600		25000	99
Molybdenum	39.7		40.0	99	50.8		50.0	102	49.3		50.0	99
Nickel	40.6		40.0	101	51.0		50.0	102	48.9		50.0	98
Selenium	40.1		40.0	100	51.1		50.0	102	50.4		50.0	101
Silver	40.6		40.0	101	50.0		50.0	100	48.9		50.0	98
Thallium	41.9		40.0	105	50.3		50.0	101	49.2		50.0	98
Tungsten	41.3		40.0	103	50.6		50.0	101	49.5		50.0	99
Vanadium	39.6		40.0	99	48.8		50.0	98	49.2		50.0	98
Zinc	40.6		40.0	101	49.2		50.0	98	48.2		50.0	96

Note! Calculations are performed before rounding to avoid round-off errors in calculated results.
Italicized analytes were not requested for this sequence.

2A-IN
CALIBRATION VERIFICATIONS
METALS

Lab Name: TestAmerica Canton Job No.: 240-96812-1

SDG No.:

ICV Source: MTMSICVW_00084 Concentration Units: ug/L

CCV Source: MTMSCAL2CCVW_00207

Analyte	CCV 240-332270/149 06/18/2018 22:13											
	Found	C	True	%R	Found	C	True	%R	Found	C	True	%R
Antimony	50.2		50.0	100								
Arsenic	50.7		50.0	101								
Barium	48.8		50.0	98								
Beryllium	53.8		50.0	108								
Cadmium	49.3		50.0	99								
Calcium	25100		25000	100								
Chromium	50.0		50.0	100								
Cobalt	49.9		50.0	100								
Copper	49.6		50.0	99								
Lead	49.9		50.0	100								
Magnesium	25200		25000	101								
Molybdenum	49.5		50.0	99								
Nickel	49.9		50.0	100								
Selenium	51.7		50.0	103								
Silver	49.0		50.0	98								
Thallium	49.8		50.0	100								
Tungsten	49.4		50.0	99								
Vanadium	49.5		50.0	99								
Zinc	49.0		50.0	98								

Note! Calculations are performed before rounding to avoid round-off errors in calculated results.
Italicized analytes were not requested for this sequence.

2A-IN
CALIBRATION VERIFICATIONS
METALS

Lab Name: TestAmerica Canton Job No.: 240-96812-1

SDG No.:

ICV Source: MTMSICVW_00084 Concentration Units: ug/L

CCV Source: MTMSCAL2CCVW_00211

Analyte	ICV 240-332270/7 06/18/2018 11:38				CCV 240-332270/113 06/18/2018 19:32							
	Found	C	True	%R	Found	C	True	%R	Found	C	True	%R
Antimony	41.3		40.0	103	51.0		50.0	102				
Arsenic	40.4		40.0	101	50.3		50.0	101				
Barium	39.7		40.0	99	49.4		50.0	99				
Beryllium	40.7		40.0	102	52.9		50.0	106				
Cadmium	40.9		40.0	102	50.0		50.0	100				
Calcium	19700		20000	99	24300		25000	97				
Chromium	39.9		40.0	100	48.9		50.0	98				
Cobalt	40.6		40.0	101	49.4		50.0	99				
Copper	41.1		40.0	103	49.7		50.0	99				
Lead	42.3		40.0	106	49.4		50.0	99				
Magnesium	19900		20000	100	24600		25000	98				
Molybdenum	39.7		40.0	99	49.8		50.0	100				
Nickel	40.6		40.0	101	50.5		50.0	101				
Selenium	40.1		40.0	100	51.5		50.0	103				
Silver	40.6		40.0	101	49.1		50.0	98				
Thallium	41.9		40.0	105	49.9		50.0	100				
Tungsten	41.3		40.0	103	49.3		50.0	99				
Vanadium	39.6		40.0	99	49.0		50.0	98				
Zinc	40.6		40.0	101	49.3		50.0	99				

Note! Calculations are performed before rounding to avoid round-off errors in calculated results.
Italicized analytes were not requested for this sequence.

2A-IN
CALIBRATION VERIFICATIONS
METALS

Lab Name: TestAmerica Canton Job No.: 240-96812-1

SDG No.:

ICV Source: MTMSCRI6020AW_00067 Concentration Units: ug/L

CCV Source: MTMSCAL2CCVW_00207

Analyte	ICVL 240-332270/9 06/18/2018 11:47				CCV 240-332270/125 06/18/2018 20:25				CCV 240-332270/137 06/18/2018 21:19			
	Found	C	True	%R	Found	C	True	%R	Found	C	True	%R
Antimony	1.94	J	2.00	97	50.2		50.0	100	51.1		50.0	102
Arsenic	4.73	J	5.00	95	50.0		50.0	100	50.1		50.0	100
Barium	4.69	J	5.00	94	48.1		50.0	96	50.4		50.0	101
Beryllium	0.941	J	1.00	94	54.8		50.0	110	54.4		50.0	109
Cadmium	1.01		1.00	101	49.1		50.0	98	49.3		50.0	99
Calcium	988	J	1000	99	25200		25000	101	24600		25000	99
Chromium	1.97	J	2.00	99	48.8		50.0	98	48.7		50.0	97
Cobalt	1.04		1.00	104	49.0		50.0	98	48.9		50.0	98
Copper	2.04		2.00	102	48.9		50.0	98	48.4		50.0	97
Lead	0.956	J	1.00	96	50.3		50.0	101	49.0		50.0	98
Magnesium	996	J	1000	100	24600		25000	98	24600		25000	99
Molybdenum	5.01		5.00	100	50.8		50.0	102	49.3		50.0	99
Nickel	2.01		2.00	100	51.0		50.0	102	48.9		50.0	98
Selenium	4.91	J	5.00	98	51.1		50.0	102	50.4		50.0	101
Silver	1.01		1.00	101	50.0		50.0	100	48.9		50.0	98
Thallium	1.01		1.00	101	50.3		50.0	101	49.2		50.0	98
Tungsten	9.41	J	10.0	94	50.6		50.0	101	49.5		50.0	99
Vanadium	4.90	J	5.00	98	48.8		50.0	98	49.2		50.0	98
Zinc	19.9	J	20.0	99	49.2		50.0	98	48.2		50.0	96

Note! Calculations are performed before rounding to avoid round-off errors in calculated results.
Italicized analytes were not requested for this sequence.

2A-IN
CALIBRATION VERIFICATIONS
METALS

Lab Name: TestAmerica Canton Job No.: 240-96812-1

SDG No.:

ICV Source: MTMSCRI6020AW_00067 Concentration Units: ug/L

CCV Source: MTMSCAL2CCVW_00207

Analyte	CCV 240-332270/149 06/18/2018 22:13											
	Found	C	True	%R	Found	C	True	%R	Found	C	True	%R
Antimony	50.2		50.0	100								
Arsenic	50.7		50.0	101								
Barium	48.8		50.0	98								
Beryllium	53.8		50.0	108								
Cadmium	49.3		50.0	99								
Calcium	25100		25000	100								
Chromium	50.0		50.0	100								
Cobalt	49.9		50.0	100								
Copper	49.6		50.0	99								
Lead	49.9		50.0	100								
Magnesium	25200		25000	101								
Molybdenum	49.5		50.0	99								
Nickel	49.9		50.0	100								
Selenium	51.7		50.0	103								
Silver	49.0		50.0	98								
Thallium	49.8		50.0	100								
Tungsten	49.4		50.0	99								
Vanadium	49.5		50.0	99								
Zinc	49.0		50.0	98								

Note! Calculations are performed before rounding to avoid round-off errors in calculated results.
Italicized analytes were not requested for this sequence.

2A-IN
CALIBRATION VERIFICATIONS
METALS

Lab Name: TestAmerica Canton Job No.: 240-96812-1

SDG No.:

ICV Source: MTMSCRI6020AW_00067 Concentration Units: ug/L

CCV Source: MTMSCAL2CCVW_00211

Analyte	ICVL 240-332270/9 06/18/2018 11:47				CCV 240-332270/113 06/18/2018 19:32							
	Found	C	True	%R	Found	C	True	%R	Found	C	True	%R
Antimony	1.94	J	2.00	97	51.0		50.0	102				
Arsenic	4.73	J	5.00	95	50.3		50.0	101				
Barium	4.69	J	5.00	94	49.4		50.0	99				
Beryllium	0.941	J	1.00	94	52.9		50.0	106				
Cadmium	1.01		1.00	101	50.0		50.0	100				
Calcium	988	J	1000	99	24300		25000	97				
Chromium	1.97	J	2.00	99	48.9		50.0	98				
Cobalt	1.04		1.00	104	49.4		50.0	99				
Copper	2.04		2.00	102	49.7		50.0	99				
Lead	0.956	J	1.00	96	49.4		50.0	99				
Magnesium	996	J	1000	100	24600		25000	98				
Molybdenum	5.01		5.00	100	49.8		50.0	100				
Nickel	2.01		2.00	100	50.5		50.0	101				
Selenium	4.91	J	5.00	98	51.5		50.0	103				
Silver	1.01		1.00	101	49.1		50.0	98				
Thallium	1.01		1.00	101	49.9		50.0	100				
Tungsten	9.41	J	10.0	94	49.3		50.0	99				
Vanadium	4.90	J	5.00	98	49.0		50.0	98				
Zinc	19.9	J	20.0	99	49.3		50.0	99				

Note! Calculations are performed before rounding to avoid round-off errors in calculated results.
Italicized analytes were not requested for this sequence.

2A-IN
CALIBRATION VERIFICATIONS
METALS

Lab Name: TestAmerica Canton Job No.: 240-96812-1

SDG No.:

ICV Source: MTHgICV_00001_00352 Concentration Units: ug/L

CCV Source: MTHGCALW_01848

Analyte	ICV 240-331448/7-A 06/13/2018 09:00				CCV 240-331448/10-A 06/13/2018 15:45				CCV 240-331448/10-A 06/13/2018 16:09			
	Found	C	True	%R	Found	C	True	%R	Found	C	True	%R
Mercury	4.83		5.00	97	4.87		5.00	97	5.03		5.00	101

Note! Calculations are performed before rounding to avoid round-off errors in calculated results.
Italicized analytes were not requested for this sequence.

2A-IN
CALIBRATION VERIFICATIONS
METALS

Lab Name: TestAmerica Canton Job No.: 240-96812-1

SDG No.:

ICV Source: MTHgICV_00001_00352 Concentration Units: ug/L

CCV Source: MTHGCALW_01848

Analyte	CCV 240-331448/10-A 06/13/2018 16:33				CCV 240-331448/10-A 06/13/2018 16:57							
	Found	C	True	%R	Found	C	True	%R	Found	C	True	%R
Mercury	5.05		5.00	101	4.87		5.00	97				

Note! Calculations are performed before rounding to avoid round-off errors in calculated results.
Italicized analytes were not requested for this sequence.

2A-IN
CALIBRATION VERIFICATIONS
METALS

Lab Name: TestAmerica Canton Job No.: 240-96812-1

SDG No.:

ICV Source: MTHgICV_00001_00354 Concentration Units: ug/L

CCV Source: MTHGCALW_01850

Analyte	ICV 240-331822/7-A 06/14/2018 12:43				CCV 240-331822/10-A 06/14/2018 16:05				CCV 240-331822/10-A 06/14/2018 16:56			
	Found	C	True	%R	Found	C	True	%R	Found	C	True	%R
Mercury	5.08		5.00	102	4.76		5.00	95	5.18		5.00	104

Note! Calculations are performed before rounding to avoid round-off errors in calculated results.
Italicized analytes were not requested for this sequence.

2A-IN
CALIBRATION VERIFICATIONS
METALS

Lab Name: TestAmerica Canton Job No.: 240-96812-1

SDG No.:

ICV Source: MTHgICV_00001_00354 Concentration Units: ug/L

CCV Source: MTHGCALW_01850

Analyte	CCV 240-331822/10-A 06/14/2018 17:20				CCV 240-331822/10-A 06/14/2018 17:39							
	Found	C	True	%R	Found	C	True	%R	Found	C	True	%R
Mercury	5.09		5.00	102	5.14		5.00	103				

Note! Calculations are performed before rounding to avoid round-off errors in calculated results.
Italicized analytes were not requested for this sequence.

2B-IN
CRQL CHECK STANDARD
METALS

Lab Name: TestAmerica Canton Job No.: 240-96812-1

SDG No.:

Method: 7470A Instrument ID: H3

Lab Sample ID: CRA 240-331448/9-A Concentration Units: ug/L

CRQL Check Standard Source: MTHGCALW_01848

Analyte	CRQL Check Standard				
	True	Found	Qualifiers	%R(1)	Limits
Mercury	0.200	0.212		106	50-150

Lab Sample ID: CRA 240-331822/9-A Concentration Units: ug/L

CRQL Check Standard Source: MTHGCALW_01850

Analyte	CRQL Check Standard				
	True	Found	Qualifiers	%R(1)	Limits
Mercury	0.200	0.240		120	50-150

Note! Calculations are performed before rounding to avoid round-off errors in calculated results.

FORM IIB-IN

3-IN
INSTRUMENT BLANKS
METALS

Lab Name: TestAmerica Canton Job No.: 240-96812-1

SDG No.:

Concentration Units: ug/L

Analyte	RL	ICB 240-332093/8 06/15/2018 14:42		CCB 240-332093/66 06/15/2018 19:07		CCB 240-332093/78 06/15/2018 20:00		CCB 240-332093/90 06/15/2018 20:54	
		Found	C	Found	C	Found	C	Found	C
Antimony	2.0	2.0	U	2.0	U	2.0	U	2.0	U
Arsenic	5.0	5.0	U	5.0	U	5.0	U	5.0	U
Barium	5.0	5.0	U	5.0	U	5.0	U	5.0	U
Beryllium	1.0	1.0	U	1.0	U	1.0	U	1.0	U
Cadmium	1.0	1.0	U	1.0	U	1.0	U	1.0	U
Calcium	1000	1000	U	1000	U	1000	U	1000	U
Chromium	2.0	2.0	U	2.0	U	2.0	U	2.0	U
Cobalt	1.0	1.0	U	1.0	U	1.0	U	1.0	U
Copper	2.0	2.0	U	2.0	U	2.0	U	2.0	U
Lead	1.0	1.0	U	1.0	U	1.0	U	1.0	U
Magnesium	1000	1000	U	1000	U	1000	U	1000	U
Molybdenum	5.0	5.0	U	5.0	U	5.0	U	5.0	U
Nickel	2.0	2.0	U	2.0	U	2.0	U	2.0	U
Selenium	5.0	5.0	U	5.0	U	5.0	U	5.0	U
Silver	1.0	1.0	U	1.0	U	1.0	U	1.0	U
Thallium	1.0	1.0	U	1.0	U	1.0	U	1.0	U
Tungsten	10	10	U	10	U	10	U	10	U
Vanadium	5.0	5.0	U	5.0	U	5.0	U	5.0	U
Zinc	20	20	U	20	U	20	U	20	U

Italicized analytes were not requested for this sequence.

3-IN
INSTRUMENT BLANKS
METALS

Lab Name: TestAmerica Canton Job No.: 240-96812-1

SDG No.:

Concentration Units: ug/L

Analyte	RL	CCB 240-332093/102 06/15/2018 21:48		CCB 240-332093/114 06/15/2018 22:42					
		Found	C	Found	C	Found	C	Found	C
Antimony	2.0	2.0	U	2.0	U				
Arsenic	5.0	5.0	U	5.0	U				
Barium	5.0	5.0	U	5.0	U				
Beryllium	1.0	1.0	U	0.487	J				
Cadmium	1.0	1.0	U	1.0	U				
Calcium	1000	1000	U	1000	U				
Chromium	2.0	2.0	U	2.0	U				
Cobalt	1.0	1.0	U	1.0	U				
Copper	2.0	2.0	U	2.0	U				
Lead	1.0	1.0	U	1.0	U				
Magnesium	1000	1000	U	1000	U				
Molybdenum	5.0	5.0	U	5.0	U				
Nickel	2.0	2.0	U	2.0	U				
Selenium	5.0	5.0	U	5.0	U				
Silver	1.0	1.0	U	1.0	U				
Thallium	1.0	1.0	U	1.0	U				
Tungsten	10	10	U	10	U				
Vanadium	5.0	5.0	U	5.0	U				
Zinc	20	20	U	20	U				

Italicized analytes were not requested for this sequence.

3-IN
INSTRUMENT BLANKS
METALS

Lab Name: TestAmerica Canton Job No.: 240-96812-1

SDG No.:

Concentration Units: ug/L

Analyte	RL	ICB 240-332270/8 06/18/2018 11:43		CCB 240-332270/114 06/18/2018 19:36		CCB 240-332270/126 06/18/2018 20:30		CCB 240-332270/138 06/18/2018 21:24	
		Found	C	Found	C	Found	C	Found	C
Antimony	2.0	2.0	U	2.0	U	2.0	U	2.0	U
Arsenic	5.0	5.0	U	5.0	U	5.0	U	5.0	U
Barium	5.0	5.0	U	5.0	U	5.0	U	5.0	U
Beryllium	1.0	1.0	U	1.0	U	1.0	U	1.0	U
Cadmium	1.0	1.0	U	1.0	U	1.0	U	1.0	U
Calcium	1000	1000	U	1000	U	1000	U	1000	U
Chromium	2.0	2.0	U	2.0	U	2.0	U	2.0	U
Cobalt	1.0	1.0	U	1.0	U	1.0	U	1.0	U
Copper	2.0	2.0	U	2.0	U	2.0	U	2.0	U
Lead	1.0	1.0	U	1.0	U	1.0	U	1.0	U
Magnesium	1000	1000	U	1000	U	1000	U	1000	U
Molybdenum	5.0	5.0	U	5.0	U	5.0	U	5.0	U
Nickel	2.0	2.0	U	2.0	U	2.0	U	2.0	U
Selenium	5.0	5.0	U	1.10	J	1.04	J	5.0	U
Silver	1.0	1.0	U	1.0	U	1.0	U	1.0	U
Thallium	1.0	1.0	U	1.0	U	1.0	U	1.0	U
Tungsten	10	10	U	10	U	10	U	10	U
Vanadium	5.0	5.0	U	5.0	U	5.0	U	5.0	U
Zinc	20	20	U	20	U	20	U	20	U

Italicized analytes were not requested for this sequence.

3-IN
INSTRUMENT BLANKS
METALS

Lab Name: TestAmerica Canton Job No.: 240-96812-1

SDG No.:

Concentration Units: ug/L

Analyte	RL	CCB 240-332270/150 06/18/2018 22:18							
		Found	C	Found	C	Found	C	Found	C
Antimony	2.0	2.0	U						
Arsenic	5.0	5.0	U						
Barium	5.0	5.0	U						
Beryllium	1.0	1.0	U						
Cadmium	1.0	1.0	U						
Calcium	1000	1000	U						
Chromium	2.0	2.0	U						
Cobalt	1.0	1.0	U						
Copper	2.0	2.0	U						
Lead	1.0	1.0	U						
Magnesium	1000	1000	U						
Molybdenum	5.0	5.0	U						
Nickel	2.0	2.0	U						
Selenium	5.0	0.933	J						
Silver	1.0	1.0	U						
Thallium	1.0	1.0	U						
Tungsten	10	10	U						
Vanadium	5.0	5.0	U						
Zinc	20	20	U						

Italicized analytes were not requested for this sequence.

3-IN
INSTRUMENT BLANKS
METALS

Lab Name: TestAmerica Canton Job No.: 240-96812-1

SDG No.:

Concentration Units: ug/L

Analyte	RL	ICB 240-331448/8-A 06/13/2018 09:02		CCB 240-331448/11-A 06/13/2018 15:47		CCB 240-331448/11-A 06/13/2018 16:11		CCB 240-331448/11-A 06/13/2018 16:35	
		Found	C	Found	C	Found	C	Found	C
Mercury	0.20	0.20	U	0.20	U	0.20	U	0.20	U

Italicized analytes were not requested for this sequence.

3-IN
INSTRUMENT BLANKS
METALS

Lab Name: TestAmerica Canton Job No.: 240-96812-1

SDG No.:

Concentration Units: ug/L

Analyte	RL	CCB 240-331448/11-A 06/13/2018 16:59							
		Found	C	Found	C	Found	C	Found	C
Mercury	0.20	0.20	U						

Italicized analytes were not requested for this sequence.

3-IN
INSTRUMENT BLANKS
METALS

Lab Name: TestAmerica Canton Job No.: 240-96812-1

SDG No.:

Concentration Units: ug/L

Analyte	RL	ICB 240-331822/8-A 06/14/2018 12:44		CCB 240-331822/11-A 06/14/2018 16:07		CCB 240-331822/11-A 06/14/2018 16:58		CCB 240-331822/11-A 06/14/2018 17:21	
		Found	C	Found	C	Found	C	Found	C
Mercury	0.20	0.20	U	0.20	U	0.20	U	0.20	U

Italicized analytes were not requested for this sequence.

3-IN
INSTRUMENT BLANKS
METALS

Lab Name: TestAmerica Canton Job No.: 240-96812-1

SDG No.:

Concentration Units: ug/L

Analyte	RL	CCB 240-331822/11-A 06/14/2018 17:41							
		Found	C	Found	C	Found	C	Found	C
Mercury	0.20	0.20	U						

Italicized analytes were not requested for this sequence.

3-IN
METHOD BLANK
METALS - TOTAL RECOVERABLE

Lab Name: TestAmerica Canton Job No.: 240-96812-1

SDG No.:

Concentration Units: ug/L Lab Sample ID: MB 240-330992/1-A

Instrument Code: I10 Batch No.: 332093

CAS No.	Analyte	Concentration	C	Q	Method
7440-36-0	Antimony	2.0	U		6020
7440-38-2	Arsenic	5.0	U		6020
7440-39-3	Barium	5.0	U		6020
7440-41-7	Beryllium	1.0	U		6020
7440-43-9	Cadmium	1.0	U		6020
7440-47-3	Chromium	2.0	U		6020
7440-48-4	Cobalt	1.0	U		6020
7440-50-8	Copper	2.0	U		6020
7439-92-1	Lead	1.0	U		6020
7439-98-7	Molybdenum	5.0	U		6020
7440-02-0	Nickel	2.0	U		6020
7782-49-2	Selenium	5.0	U		6020
7440-22-4	Silver	1.0	U		6020
7440-28-0	Thallium	1.0	U		6020
7440-62-2	Vanadium	5.0	U		6020
7440-66-6	Zinc	20	U		6020
7440-70-2	Calcium	1000	U		6020
7439-95-4	Magnesium	1000	U		6020
7440-33-7	Tungsten	10	U		6020

3-IN
METHOD BLANK
METALS - TOTAL RECOVERABLE

Lab Name: TestAmerica Canton Job No.: 240-96812-1

SDG No.:

Concentration Units: ug/L Lab Sample ID: MB 240-330996/1-A ^5

Instrument Code: I10 Batch No.: 332270

CAS No.	Analyte	Concentration	C	Q	Method
7440-36-0	Antimony	10	U		6020
7440-38-2	Arsenic	25	U		6020
7440-39-3	Barium	25	U		6020
7440-41-7	Beryllium	5.0	U		6020
7440-43-9	Cadmium	5.0	U		6020
7440-47-3	Chromium	10	U		6020
7440-48-4	Cobalt	5.0	U		6020
7440-50-8	Copper	10	U		6020
7439-92-1	Lead	5.0	U		6020
7439-98-7	Molybdenum	25	U		6020
7440-02-0	Nickel	10	U		6020
7782-49-2	Selenium	5.87	J		6020
7440-22-4	Silver	5.0	U		6020
7440-28-0	Thallium	5.0	U		6020
7440-62-2	Vanadium	25	U		6020
7440-66-6	Zinc	100	U		6020
7440-70-2	Calcium	5000	U		6020
7439-95-4	Magnesium	5000	U		6020
7440-33-7	Tungsten	50	U		6020

3-IN
METHOD BLANK
METALS

Lab Name: TestAmerica Canton Job No.: 240-96812-1

SDG No.:

Concentration Units: ug/L Lab Sample ID: MB 240-330995/1-A

Instrument Code: H3 Batch No.: 331443

CAS No.	Analyte	Concentration	C	Q	Method
7439-97-6	Mercury	0.20	U		7470A

FORM III-IN

3-IN
METHOD BLANK
METALS

Lab Name: TestAmerica Canton Job No.: 240-96812-1

SDG No.:

Concentration Units: ug/L Lab Sample ID: MB 240-331000/1-A

Instrument Code: H3 Batch No.: 331797

CAS No.	Analyte	Concentration	C	Q	Method
7439-97-6	Mercury	0.20	U		7470A

FORM III-IN

4A-IN
INTERFERENCE CHECK STANDARD
METALS

Lab Name: TestAmerica Canton Job No.: 240-96812-1

SDG No.:

Lab Sample ID: ICSA 240-332093/10 Instrument ID: I10

Lab File ID: 010ICSA.d ICS Source: MTMSICSAW_00085

Concentration Units: ug/L

Analyte	True Solution A	Found Solution A	Percent Recovery
Antimony		**0.103**	
Arsenic		**0.0230**	
Barium		**0.0330**	
Beryllium		**-0.0030**	
Cadmium		**0.340**	
Calcium	**50000**	**50410**	**101**
Chromium		**0.128**	
Cobalt		**0.0040**	
Copper		**0.391**	
Lead		**0.0640**	
Magnesium	**50000**	**51500**	**103**
Molybdenum	**1000**	**1061**	**106**
Nickel		**0.157**	
Selenium		**-0.483**	
Silver		**0.0100**	
Thallium		**-0.0060**	
Tungsten		**0.169**	
Vanadium		**0.114**	
Zinc		**-0.386**	
Aluminum	*50000*	*51406*	*103*
Boron		*0.878*	
Iron	*50000*	*50477*	*101*
Lithium		*0.258*	
Manganese		*0.119*	
Potassium	*50000*	*51016*	*102*
Sodium	*50000*	*51706*	*103*
Strontium		*0.467*	
Tin		*-0.348*	
Titanium	*1000*	*1015*	*101*

Calculations are performed before rounding to avoid round-off errors in calculated results.

FORM IVA-IN

4A-IN
INTERFERENCE CHECK STANDARD
METALS

Lab Name: TestAmerica Canton Job No.: 240-96812-1

SDG No.:

Lab Sample ID: ICSAB 240-332093/11 Instrument ID: I10

Lab File ID: 011ICAB.d ICS Source: MTMSICSABW_00084

Concentration Units: ug/L

Analyte	True Solution AB	Found Solution AB	Percent Recovery
Antimony	**100**	**106**	**106**
Arsenic	**100**	**103**	**103**
Barium	**100**	**99.3**	**99**
Beryllium	**100**	**99.2**	**99**
Cadmium	**100**	**99.3**	**99**
Calcium	**50000**	**50332**	**101**
Chromium	**100**	**100**	**100**
Cobalt	**100**	**102**	**102**
Copper	**100**	**102**	**102**
Lead	**100**	**104**	**104**
Magnesium	**50000**	**50272**	**101**
Molybdenum	**1100**	**1202**	**109**
Nickel	**100**	**102**	**102**
Selenium	**100**	**102**	**102**
Silver	**100**	**101**	**101**
Thallium	**100**	**102**	**102**
Tungsten	**100**	**99.7**	**100**
Vanadium	**100**	**100**	**100**
Zinc	**100**	**102**	**102**
Aluminum	*50000*	*50403*	*101*
Boron	*100*	*94.0*	*94*
Iron	*50000*	*50211*	*100*
Lithium	*100*	*102*	*102*
Manganese	*100*	*97.8*	*98*
Potassium	*50000*	*51137*	*102*
Sodium	*50000*	*51314*	*103*
Strontium	*100*	*103*	*103*
Tin	*100*	*109*	*109*
Titanium	*1100*	*1118*	*102*

Calculations are performed before rounding to avoid round-off errors in calculated results.

FORM IVA-IN

4A-IN
INTERFERENCE CHECK STANDARD
METALS

Lab Name: TestAmerica Canton Job No.: 240-96812-1

SDG No.:

Lab Sample ID: ICSA 240-332270/10 Instrument ID: I10

Lab File ID: 010ICSA.d ICS Source: MTMSICSAW_00085

Concentration Units: ug/L

Analyte	True Solution A	Found Solution A	Percent Recovery
Antimony		**0.0640**	
Arsenic		**-0.114**	
Barium		**0.0190**	
Beryllium		**-0.0070**	
Cadmium		**0.287**	
Calcium	**50000**	**48598**	**97**
Chromium		**0.0720**	
Cobalt		**0.0100**	
Copper		**0.370**	
Lead		**-0.0190**	
Magnesium	**50000**	**49866**	**100**
Molybdenum	**1000**	**1017**	**102**
Nickel		**0.134**	
Selenium		**-0.525**	
Silver		**0.0080**	
Thallium		**0.0000**	
Tungsten		**0.124**	
Vanadium		**0.0150**	
Zinc		**0.375**	
Aluminum	*50000*	*50847*	*102*
Boron		*2.23*	
Iron	*50000*	*48938*	*98*
Lithium		*-0.458*	
Manganese		*0.196*	
Potassium	*50000*	*49200*	*98*
Sodium	*50000*	*49903*	*100*
Strontium		*0.465*	
Tin		*-0.125*	
Titanium	*1000*	*990*	*99*

Calculations are performed before rounding to avoid round-off errors in calculated results.

FORM IVA-IN

4A-IN
INTERFERENCE CHECK STANDARD
METALS

Lab Name: TestAmerica Canton Job No.: 240-96812-1

SDG No.:

Lab Sample ID: ICSAB 240-332270/11 Instrument ID: I10

Lab File ID: 011ICAB.d ICS Source: MTMSICSABW_00084

Concentration Units: ug/L

Analyte	True Solution AB	Found Solution AB	Percent Recovery
Antimony	**100**	**102**	**102**
Arsenic	**100**	**97.1**	**97**
Barium	**100**	**97.2**	**97**
Beryllium	**100**	**99.4**	**99**
Cadmium	**100**	**98.2**	**98**
Calcium	**50000**	**47718**	**95**
Chromium	**100**	**96.3**	**96**
Cobalt	**100**	**97.1**	**97**
Copper	**100**	**96.0**	**96**
Lead	**100**	**100**	**100**
Magnesium	**50000**	**48808**	**98**
Molybdenum	**1100**	**1097**	**100**
Nickel	**100**	**99.8**	**100**
Selenium	**100**	**97.8**	**98**
Silver	**100**	**98.5**	**99**
Thallium	**100**	**98.8**	**99**
Tungsten	**100**	**97.8**	**98**
Vanadium	**100**	**96.2**	**96**
Zinc	**100**	**96.1**	**96**
Aluminum	*50000*	*50536*	*101*
Boron	*100*	*96.9*	*97*
Iron	*50000*	*48560*	*97*
Lithium	*100*	*100*	*100*
Manganese	*100*	*96.6*	*97*
Potassium	*50000*	*48224*	*96*
Sodium	*50000*	*49146*	*98*
Strontium	*100*	*99.6*	*100*
Tin	*100*	*102*	*102*
Titanium	*1100*	*1078*	*98*

Calculations are performed before rounding to avoid round-off errors in calculated results.

FORM IVA-IN

5A-IN
MATRIX SPIKE SAMPLE RECOVERY
METALS - DISSOLVED

Client ID: MSA-SW38B-3_18 MS
Lab ID: 240-96812-1 MS
Lab Name: TestAmerica Canton
Job No.: 240-96812-1
SDG No.:
Matrix: Water
Concentration Units: ug/L
% Solids:

Analyte	SSR	C	Sample Result (SR)	C	Spike Added (SA)	%R	Control Limit %R	Q	Method
Antimony	101		10	U	100	101	75-125		6020
Arsenic	1030		25	U	1000	103	75-125		6020
Barium	990		12	J	1000	98	75-125		6020
Beryllium	1040		5.0	U	1000	104	75-125		6020
Cadmium	1000		5.0	U	1000	100	75-125		6020
Chromium	985		10	U	1000	98	75-125		6020
Cobalt	1030		5.0	U	1000	103	75-125		6020
Copper	1000		10	U	1000	100	75-125		6020
Lead	1040		5.0	U	1000	104	75-125		6020
Molybdenum	102		25	U	100	102	75-125		6020
Nickel	1010		10	U	1000	101	75-125		6020
Selenium	1030		25	U	1000	103	75-125		6020
Silver	101		5.0	U	100	101	75-125		6020
Thallium	255		5.0	U	250	102	75-125		6020
Vanadium	987		25	U	1000	99	75-125		6020
Zinc	992		100	U	1000	99	75-125		6020
Calcium	36600		27000		10000	97	75-125		6020
Magnesium	48500		39000		10000	94	75-125		6020
Tungsten	99.0		50	U	100	99	75-125		6020
Mercury	1.23		0.20	U	1.00	123	80-120	F1	7470A

SSR = Spiked Sample Result

Calculations are performed before rounding to avoid round-off errors in calculated results.

FORM VA - IN

5A-IN
MATRIX SPIKE SAMPLE RECOVERY
METALS - TOTAL RECOVERABLE

Sample not in SDG.

Client ID:

Lab ID: 240-96773-W-8-B MS

Lab Name: TestAmerica Canton

Job No.: 240-96812-1

SDG No.:

Matrix: Water

Concentration Units: ug/L

% Solids:

Analyte	SSR	C	Sample Result (SR)	C	Spike Added (SA)	%R	Control Limit %R	Q	Method
Antimony	110		2.0	U	100	110	75-125		6020
Arsenic	939		10		1000	93	75-125		6020
Barium	1200		120		1000	107	75-125		6020
Beryllium	989		0.34	J	1000	99	75-125		6020
Cadmium	1030		1.0	U	1000	103	75-125		6020
Chromium	1080		2.0	U	1000	108	75-125		6020
Cobalt	943		0.81	J	1000	94	75-125		6020
Copper	972		2.0	U	1000	97	75-125		6020
Lead	1050		1.0	U	1000	105	75-125		6020
Molybdenum	105		1.5	J	100	104	75-125		6020
Nickel	904		1.8	J	1000	90	75-125		6020
Selenium	1110		5.0	U	1000	111	75-125		6020
Silver	99.5		1.0	U	100	100	75-125		6020
Thallium	266		1.0	U	250	106	75-125		6020
Vanadium	1120		5.0	U	1000	112	75-125		6020
Zinc	905		20	U	1000	91	75-125		6020
Calcium	108000		100000		10000	83	75-125	4	6020
Magnesium	40400		31000		10000	90	75-125		6020
Tungsten	100		10	U	100	100	75-125		6020

SSR = Spiked Sample Result

Calculations are performed before rounding to avoid round-off errors in calculated results.

FORM VA - IN

5A-IN
MATRIX SPIKE SAMPLE RECOVERY
METALS

Sample not in SDG.

Client ID: _____ Lab ID: 240-96773-W-8-E MS

Lab Name: TestAmerica Canton Job No.: 240-96812-1

SDG No.: _____

Matrix: Water Concentration Units: ug/L

% Solids: _____

Analyte	SSR	C	Sample Result (SR)	C	Spike Added (SA)	%R	Control Limit %R	Q	Method
Mercury	1.11		0.20	U	1.00	111	80-120		7470A

SSR = Spiked Sample Result

Calculations are performed before rounding to avoid round-off errors in calculated results.

FORM VA - IN

5A-IN
MATRIX SPIKE DUPLICATE SAMPLE RECOVERY
METALS - DISSOLVED

Client ID: MSA-SW38B-3_18 MSD

Lab ID: 240-96812-1 MSD

Lab Name: TestAmerica Canton

Job No.: 240-96812-1

SDG No.:

Matrix: Water

Concentration Units: ug/L

% Solids:

Analyte	(SDR)	C	Spike Added (SA)	%R	Control Limit %R	RPD	RPD Limit	Q	Method
Antimony	109		100	109	75-125	7	20		6020
Arsenic	1100		1000	110	75-125	6	20		6020
Barium	1060		1000	105	75-125	6	20		6020
Beryllium	1090		1000	109	75-125	4	20		6020
Cadmium	1060		1000	106	75-125	6	20		6020
Chromium	1060		1000	106	75-125	7	20		6020
Cobalt	1120		1000	112	75-125	8	20		6020
Copper	1080		1000	108	75-125	7	20		6020
Lead	1090		1000	109	75-125	5	20		6020
Molybdenum	106		100	106	75-125	3	20		6020
Nickel	1050		1000	105	75-125	4	20		6020
Selenium	1090		1000	109	75-125	6	20		6020
Silver	104		100	104	75-125	3	20		6020
Thallium	270		250	108	75-125	6	20		6020
Vanadium	1060		1000	106	75-125	7	20		6020
Zinc	1070		1000	107	75-125	8	20		6020
Calcium	39300		10000	124	75-125	7	20		6020
Magnesium	52100		10000	130	75-125	7	20	F1	6020 Not Reported
Tungsten	105		100	105	75-125	6	20		6020
Mercury	1.16		1.00	116	80-120	6	20		7470A

SDR = Sample Duplicate Result

Calculations are performed before rounding to avoid round-off errors in calculated results.

FORM VD - IN

5A-IN
MATRIX SPIKE DUPLICATE SAMPLE RECOVERY
METALS - TOTAL RECOVERABLE

Sample not in SDG

Client ID: _____ Lab ID: 240-96773-W-8-C MSD

Lab Name: TestAmerica Canton Job No.: 240-96812-1

SDG No.: _____

Matrix: Water Concentration Units: ug/L

% Solids: _____

Analyte	(SDR)	C	Spike Added (SA)	%R	Control Limit %R	RPD	RPD Limit	Q	Method
Antimony	108		100	108	75-125	2	20		6020
Arsenic	975		1000	96	75-125	4	20		6020
Barium	1140		1000	102	75-125	5	20		6020
Beryllium	1080		1000	108	75-125	9	20		6020
Cadmium	1030		1000	103	75-125	0	20		6020
Chromium	1070		1000	107	75-125	1	20		6020
Cobalt	993		1000	99	75-125	5	20		6020
Copper	1010		1000	101	75-125	4	20		6020
Lead	1090		1000	109	75-125	3	20		6020
Molybdenum	108		100	107	75-125	3	20		6020
Nickel	943		1000	94	75-125	4	20		6020
Selenium	1080		1000	108	75-125	3	20		6020
Silver	101		100	101	75-125	1	20		6020
Thallium	271		250	108	75-125	2	20		6020
Vanadium	1110		1000	111	75-125	1	20		6020
Zinc	948		1000	95	75-125	5	20		6020
Calcium	105000		10000	46	75-125	3	20	4	6020
Magnesium	39100		10000	77	75-125	3	20		6020
Tungsten	101		100	101	75-125	0	20		6020

SDR = Sample Duplicate Result

Calculations are performed before rounding to avoid round-off errors in calculated results.

FORM VD - IN

5A-IN
MATRIX SPIKE DUPLICATE SAMPLE RECOVERY
METALS

Sample not in SDG.

Client ID: _____ Lab ID: 240-96773-W-8-F MSD

Lab Name: TestAmerica Canton Job No.: 240-96812-1

SDG No.: _____

Matrix: Water Concentration Units: ug/L

% Solids: _____

Analyte	(SDR)	C	Spike Added (SA)	%R	Control Limit %R	RPD	RPD Limit	Q	Method
Mercury	1.04		1.00	104	80-120	7	20		7470A

SDR = Sample Duplicate Result

Calculations are performed before rounding to avoid round-off errors in calculated results.

FORM VD - IN

7A-IN
LAB CONTROL SAMPLE
METALS - TOTAL RECOVERABLE

Lab ID: LCS 240-330992/2-A

Lab Name: TestAmerica Canton Job No.: 240-96812-1

Sample Matrix: Water LCS Source: MTICPMSB_00035

Analyte	Water(ug/L)							
	True	Found	C	%R	Limits		Q	Method
Antimony	100	107		107	80	120		6020
Arsenic	1000	922		92	80	120		6020
Barium	1000	1020		102	80	120		6020
Beryllium	1000	1020		102	80	120		6020
Cadmium	1000	1050		105	80	120		6020
Chromium	1000	1140		114	80	120		6020
Cobalt	1000	972		97	80	120		6020
Copper	1000	988		99	80	120		6020
Lead	1000	1130		113	80	120		6020
Molybdenum	100	102		102	80	120		6020
Nickel	1000	922		92	80	120		6020
Selenium	1000	1170		117	80	120		6020
Silver	100	102		102	80	120		6020
Thallium	250	281		113	80	120		6020
Vanadium	1000	1140		114	80	120		6020
Zinc	1000	926		93	80	120		6020
Calcium	10000	9810		98	80	120		6020
Magnesium	10000	10000		100	80	120		6020
Tungsten	100	103		103	80	120		6020

Calculations are performed before rounding to avoid round-off errors in calculated results.

FORM VIIA - IN

7A-IN
LAB CONTROL SAMPLE
METALS - TOTAL RECOVERABLE

Lab ID: LCS 240-330996/2-A ^5

Lab Name: TestAmerica Canton Job No.: 240-96812-1

Sample Matrix: Water LCS Source: MTICPMSB_00035

Analyte	Water(ug/L)							
	True	Found	C	%R	Limits		Q	Method
Antimony	100	100		100	80	120		6020
Arsenic	1000	1020		102	80	120		6020
Barium	1000	986		99	80	120		6020
Beryllium	1000	993		99	80	120		6020
Cadmium	1000	1020		102	80	120		6020
Chromium	1000	989		99	80	120		6020
Cobalt	1000	1070		107	80	120		6020
Copper	1000	1010		101	80	120		6020
Lead	1000	1040		104	80	120		6020
Molybdenum	100	97.4		97	80	120		6020
Nickel	1000	1000		100	80	120		6020
Selenium	1000	1050		105	80	120		6020
Silver	100	101		101	80	120		6020
Thallium	250	255		102	80	120		6020
Vanadium	1000	979		98	80	120		6020
Zinc	1000	1010		101	80	120		6020
Calcium	10000	10400		104	80	120		6020
Magnesium	10000	10400		104	80	120		6020
Tungsten	100	97.7		98	80	120		6020

Calculations are performed before rounding to avoid round-off errors in calculated results.

FORM VIIA - IN

7A-IN
LAB CONTROL SAMPLE
METALS

Lab ID: LCS 240-330995/2-A

Lab Name: TestAmerica Canton Job No.: 240-96812-1

Sample Matrix: Water LCS Source: MTHGCALW_01846

Analyte	Water(ug/L)							
	True	Found	C	%R	Limits		Q	Method
Mercury	5.00	5.54		111	80	120		7470A

Calculations are performed before rounding to avoid round-off errors in calculated results.

FORM VIIA - IN

7A-IN
LAB CONTROL SAMPLE
METALS

Lab ID: LCS 240-331000/2-A

Lab Name: TestAmerica Canton Job No.: 240-96812-1

Sample Matrix: Water LCS Source: MTHGCALW_01846

Analyte	Water(ug/L)							
	True	Found	C	%R	Limits		Q	Method
Mercury	5.00	5.33		107	80	120		7470A

Calculations are performed before rounding to avoid round-off errors in calculated results.

FORM VIIA - IN

8-IN
ICP-AES AND ICP-MS SERIAL DILUTIONS
METALS - DISSOLVED

Lab ID: 240-96812-1

SDG No:

Lab Name: TestAmerica Canton Job No: 240-96812-1

Matrix: Water Concentration Units: ug/L

Analyte	Initial Sample Result (I)	C	Serial Dilution Result (S)	C	% Difference	Q	Method
Antimony	10	U	50	U	NC		6020
Arsenic	25	U	130	U	NC		6020
Barium	12	J	130	U	NC		6020
Beryllium	5.0	U	25	U	NC		6020
Cadmium	5.0	U	25	U	NC		6020
Chromium	10	U	50	U	NC		6020
Cobalt	5.0	U	25	U	NC		6020
Copper	10	U	50	U	NC		6020
Lead	5.0	U	25	U	NC		6020
Molybdenum	25	U	130	U	NC		6020
Nickel	10	U	50	U	NC		6020
Selenium	25	U	22.6	J	NC		6020
Silver	5.0	U	25	U	NC		6020
Thallium	5.0	U	25	U	NC		6020
Vanadium	25	U	130	U	NC		6020
Zinc	100	U	500	U	NC		6020
Calcium	27000		25000	U	NC		6020
Magnesium	39000		25000	U	NC		6020
Tungsten	50	U	250	U	NC		6020

Calculations are performed before rounding to avoid round-off errors in calculated results.

FORM VIII-IN

8-IN
ICP-AES AND ICP-MS SERIAL DILUTIONS
METALS - TOTAL RECOVERABLE

Sample not included in SDG.

Lab ID: 240-96773-W-8-A SD

SDG No:

Lab Name: TestAmerica Canton Job No: 240-96812-1

Matrix: Water Concentration Units: ug/L

Analyte	Initial Sample Result (I)	C	Serial Dilution Result (S)	C	% Difference	Q	Method
Antimony	2.0	U	10	U	NC		6020
Arsenic	10		9.65	J	NC		6020
Barium	120		121		NC		6020
Beryllium	0.34	J	5.0	U	NC		6020
Cadmium	1.0	U	5.0	U	NC		6020
Chromium	2.0	U	10	U	NC		6020
Cobalt	0.81	J	5.0	U	NC		6020
Copper	2.0	U	10	U	NC		6020
Lead	1.0	U	5.0	U	NC		6020
Molybdenum	1.5	J	25	U	NC		6020
Nickel	1.8	J	10	U	NC		6020
Selenium	5.0	U	25	U	NC		6020
Silver	1.0	U	5.0	U	NC		6020
Thallium	1.0	U	5.0	U	NC		6020
Vanadium	5.0	U	25	U	NC		6020
Zinc	20	U	100	U	NC		6020
Calcium	100000		96000		4.1		6020
Magnesium	31000		31200		NC		6020
Tungsten	10	U	50	U	NC		6020

Calculations are performed before rounding to avoid round-off errors in calculated results.

FORM VIII-IN

9-IN
DETECTION LIMITS
METALS - DISSOLVED

Lab Name: TestAmerica Canton Job Number: 240-96812-1

SDG Number:

Matrix: Water Instrument ID: I10

Method: 6020 MDL Date: 04/27/2017 13:23

Prep Method: 3005A

Analyte	Wavelength/ Mass	RL (ug/L)	MDL (ug/L)
Antimony	121.00	2	0.57
Arsenic	75.00	5	0.75
Barium	137.00	5	2.23
Beryllium	9.00	1	0.305
Cadmium	111.00	1	0.212
Chromium	52.00	2	0.98
Cobalt	59.00	1	0.19
Copper	65.00	2	1.7
Lead	208.00	1	0.45
Molybdenum	95.00	5	1.08
Nickel	60.00	2	1.47
Selenium	78.00	5	0.89
Silver	107.00	1	0.053
Thallium	205.00	1	0.2
Tungsten	182.00	10	1.78
Vanadium	51.00	5	0.82
Zinc	66.00	20	15

9-IN
CALIBRATION BLANK DETECTION LIMITS
METALS - DISSOLVED

Lab Name: TestAmerica Canton Job Number: 240-96812-1

SDG Number:

Matrix: Water Instrument ID: I10

Method: 6020 XMDL Date: 04/27/2017 13:25

Analyte	Wavelength/ Mass	XRL (ug/L)	XMDL (ug/L)
Antimony	121.00	2	0.57
Arsenic	75.00	5	0.75
Barium	137.00	5	2.23
Beryllium	9.00	1	0.305
Cadmium	111.00	1	0.212
Chromium	52.00	2	0.98
Cobalt	59.00	1	0.19
Copper	65.00	2	1.7
Lead	208.00	1	0.45
Molybdenum	95.00	5	1.08
Nickel	60.00	2	1.47
Selenium	78.00	5	0.89
Silver	107.00	1	0.053
Thallium	205.00	1	0.2
Tungsten	182.00	10	1.78
Vanadium	51.00	5	0.82
Zinc	66.00	20	15

9-IN
DETECTION LIMITS
METALS - DISSOLVED

Lab Name: TestAmerica Canton Job Number: 240-96812-1

SDG Number:

Matrix: Water Instrument ID: H3

Method: 7470A MDL Date: 02/22/2017 15:12

Prep Method: 7470A

Analyte	Wavelength/ Mass	RL (ug/L)	MDL (ug/L)
Mercury	253.7	0.2	0.13

FORM IX - IN

9-IN
CALIBRATION BLANK DETECTION LIMITS
METALS - DISSOLVED

Lab Name: TestAmerica Canton Job Number: 240-96812-1

SDG Number:

Matrix: Water Instrument ID: H3

Method: 7470A XMDL Date: 02/22/2017 15:12

Analyte	Wavelength/ Mass	XRL (ug/L)	XMDL (ug/L)
Mercury	253.7	0.2	0.13

FORM IX - IN

9-IN
DETECTION LIMITS
METALS - DISSOLVED

Lab Name: TestAmerica Canton Job Number: 240-96812-1

SDG Number:

Matrix: Water Instrument ID: NOEQUIP

Method: SM 2340B RL Date: 04/14/2011 14:06

Analyte	Wavelength/ Mass	RL (mg/L)	
Calcium hardness as calcium carbonate		12	
Hardness as calcium carbonate		33	
Magnesium hardness as calcium carbonate		21	

FORM IX - IN

9-IN
CALIBRATION BLANK DETECTION LIMITS
METALS - DISSOLVED

Lab Name: TestAmerica Canton Job Number: 240-96812-1

SDG Number:

Matrix: Water Instrument ID: NOEQUIP

Method: SM 2340B XMDL Date: 04/14/2011 14:07

Analyte	Wavelength/ Mass	XRL (ug/L)	XMDL (ug/L)
Calcium hardness as calcium carbonate		12000	325
Hardness as calcium carbonate		33000	465
Magnesium hardness as calcium carbonate		21000	140

FORM IX - IN

11-IN
LINEAR RANGES
METALS

Lab Name: TestAmerica Canton Job No: 240-96812-1

SDG No.:

Instrument ID: I10 Date: 03/28/2018 15:06

Analyte	Integ. Time (Sec.)	Concentration (ppb)	Method
Antimony		200	6020
Arsenic		10000	6020
Barium		10000	6020
Beryllium		2000	6020
Cadmium		4000	6020
Chromium		10000	6020
Cobalt		5000	6020
Copper		10000	6020
Lead		4000	6020
Molybdenum		2000	6020
Nickel		10000	6020
Selenium		10000	6020
Silver		300	6020
Thallium		2000	6020
Vanadium		10000	6020
Zinc		10000	6020
Tungsten		2500	6020

12-IN
PREPARATION LOG
METALS

Lab Name: TestAmerica Canton Job No.: 240-96812-1

SDG No.:

Prep Method: 3005A

Lab Sample ID	Preparation Date	Prep Batch	Initial Weight	Initial Volume (mL)	Final Volume (mL)
MB 240-330992/1-A	06/11/2018 14:00	330992		50	50
LCS 240-330992/2-A	06/11/2018 14:00	330992		50	50
240-96773-W-8-B MS	06/11/2018 14:00	330992		50	50
240-96773-W-8-C MSD	06/11/2018 14:00	330992		50	50
240-96812-26	06/11/2018 14:00	330992		50	50
240-96812-27	06/11/2018 14:00	330992		50	50
240-96812-31	06/11/2018 14:00	330992		50	50
240-96812-32	06/11/2018 14:00	330992		50	50
240-96812-33	06/11/2018 14:00	330992		50	50
240-96812-34	06/11/2018 14:00	330992		50	50
240-96812-35	06/11/2018 14:00	330992		50	50
240-96812-36	06/11/2018 14:00	330992		50	50
240-96812-37	06/11/2018 14:00	330992		50	50
240-96812-38	06/11/2018 14:00	330992		50	50
240-96812-39	06/11/2018 14:00	330992		50	50
240-96812-40	06/11/2018 14:00	330992		50	50
240-96812-41	06/11/2018 14:00	330992		50	50
240-96812-42	06/11/2018 14:00	330992		50	50
240-96812-43	06/11/2018 14:00	330992		50	50
240-96812-44	06/11/2018 14:00	330992		50	50

FORM XII-IN

12-IN
PREPARATION LOG
METALS

Lab Name: TestAmerica Canton Job No.: 240-96812-1

SDG No.:

Prep Method: 3005A

Lab Sample ID	Preparation Date	Prep Batch	Initial Weight	Initial Volume (mL)	Final Volume (mL)
MB 240-330996/1-A ^5	06/11/2018 14:00	330996		50	50
LCS 240-330996/2-A ^5	06/11/2018 14:00	330996		50	50
240-96812-1	06/11/2018 14:00	330996		50	50
240-96812-1 MS	06/11/2018 14:00	330996		50	50
240-96812-1 MSD	06/11/2018 14:00	330996		50	50
240-96812-2	06/11/2018 14:00	330996		50	50
240-96812-3	06/11/2018 14:00	330996		50	50
240-96812-4	06/11/2018 14:00	330996		50	50
240-96812-5	06/11/2018 14:00	330996		50	50
240-96812-6	06/11/2018 14:00	330996		50	50
240-96812-11	06/11/2018 14:00	330996		50	50
240-96812-12	06/11/2018 14:00	330996		50	50
240-96812-13	06/11/2018 14:00	330996		50	50
240-96812-14	06/11/2018 14:00	330996		50	50
240-96812-15	06/11/2018 14:00	330996		50	50
240-96812-16	06/11/2018 14:00	330996		50	50
240-96812-17	06/11/2018 14:00	330996		50	50
240-96812-18	06/11/2018 14:00	330996		50	50
240-96812-19	06/11/2018 14:00	330996		50	50
240-96812-20	06/11/2018 14:00	330996		50	50
240-96812-21	06/11/2018 14:00	330996		50	50
240-96812-22	06/11/2018 14:00	330996		50	50
240-96812-24	06/11/2018 14:00	330996		50	50
240-96812-25	06/11/2018 14:00	330996		50	50

FORM XII-IN

12-IN
PREPARATION LOG
METALS

Lab Name: TestAmerica Canton Job No.: 240-96812-1

SDG No.:

Prep Method: 7470A

Lab Sample ID	Preparation Date	Prep Batch	Initial Weight	Initial Volume (mL)	Final Volume (mL)
MB 240-330995/1-A	06/11/2018 12:00	330995		50	50
LCS 240-330995/2-A	06/11/2018 12:00	330995		50	50
240-96773-W-8-E MS	06/11/2018 12:00	330995		50	50
240-96773-W-8-F MSD	06/11/2018 12:00	330995		50	50
240-96812-26	06/11/2018 12:00	330995		50	50
240-96812-27	06/11/2018 12:00	330995		50	50
240-96812-31	06/11/2018 12:00	330995		50	50
240-96812-32	06/11/2018 12:00	330995		50	50
240-96812-33	06/11/2018 12:00	330995		50	50
240-96812-34	06/11/2018 12:00	330995		50	50
240-96812-35	06/11/2018 12:00	330995		50	50
240-96812-36	06/11/2018 12:00	330995		50	50
240-96812-37	06/11/2018 12:00	330995		50	50
240-96812-38	06/11/2018 12:00	330995		50	50
240-96812-39	06/11/2018 12:00	330995		50	50
240-96812-40	06/11/2018 12:00	330995		50	50
240-96812-41	06/11/2018 12:00	330995		50	50
240-96812-42	06/11/2018 12:00	330995		50	50
240-96812-43	06/11/2018 12:00	330995		50	50
240-96812-44	06/11/2018 12:00	330995		50	50

FORM XII-IN

12-IN
PREPARATION LOG
METALS

Lab Name: TestAmerica Canton Job No.: 240-96812-1

SDG No.:

Prep Method: 7470A

Lab Sample ID	Preparation Date	Prep Batch	Initial Weight	Initial Volume (mL)	Final Volume (mL)
MB 240-331000/1-A	06/11/2018 12:00	331000		50	50
LCS 240-331000/2-A	06/11/2018 12:00	331000		50	50
240-96812-1	06/11/2018 12:00	331000		50	50
240-96812-1 MS	06/11/2018 12:00	331000		50	50
240-96812-1 MSD	06/11/2018 12:00	331000		50	50
240-96812-2	06/11/2018 12:00	331000		50	50
240-96812-3	06/11/2018 12:00	331000		50	50
240-96812-4	06/11/2018 12:00	331000		50	50
240-96812-5	06/11/2018 12:00	331000		50	50
240-96812-6	06/11/2018 12:00	331000		50	50
240-96812-11	06/11/2018 12:00	331000		50	50
240-96812-12	06/11/2018 12:00	331000		50	50
240-96812-13	06/11/2018 12:00	331000		50	50
240-96812-14	06/11/2018 12:00	331000		50	50
240-96812-15	06/11/2018 12:00	331000		50	50
240-96812-16	06/11/2018 12:00	331000		50	50
240-96812-17	06/11/2018 12:00	331000		50	50
240-96812-18	06/11/2018 12:00	331000		50	50
240-96812-19	06/11/2018 12:00	331000		50	50
240-96812-20	06/11/2018 12:00	331000		50	50
240-96812-21	06/11/2018 12:00	331000		50	50
240-96812-22	06/11/2018 12:00	331000		50	50
240-96812-24	06/11/2018 12:00	331000		50	50
240-96812-25	06/11/2018 12:00	331000		50	50

FORM XII-IN

13-IN
ANALYSIS RUN LOG
METALS

Lab Name: TestAmerica Canton Job No.: 240-96812-1

SDG No.:

Instrument ID: I10 Analysis Method: 6020

Start Date: 06/15/2018 14:11 End Date: 06/16/2018 04:31

Lab Sample Id	D/F	Type	Time	Analytes																								
				Ag	As	Ba	Be	Ca	Cd	Co	Cr	Cu	Mg	Mo	Ni	Pb	Sb	Se	Tl	V	W	Zn						
ZZZZZZ			14:11																									
ICIS 240-332093/2			14:15	X	X	X	X	X	X	X	X	X	X	X	X	X	X	X	X	X	X	X						
STD1 240-332093/3 IC	1		14:20	X	X	X	X	X	X	X	X	X	X	X	X	X	X	X	X	X	X	X						
STD2 240-332093/4 IC	1		14:24	X	X	X	X	X	X	X	X	X	X	X	X	X	X	X	X	X	X	X						
STD3 240-332093/5 IC	1		14:29	X	X	X	X	X	X	X	X	X	X	X	X	X	X	X	X	X	X	X						
STD4 240-332093/6 IC	1		14:33	X	X	X	X	X	X	X	X	X	X	X	X	X	X	X	X	X	X	X						
ICV 240-332093/7	1		14:38	X	X	X	X	X	X	X	X	X	X	X	X	X	X	X	X	X	X	X						
ICB 240-332093/8	1		14:42	X	X	X	X		X	X	X	X		X	X	X	X	X	X	X	X	X						
ICVL 240-332093/9	1		14:47	X	X	X	X	X	X	X	X	X	X	X	X	X	X	X	X	X	X	X						
ICSA 240-332093/10	1		14:51	X	X	X	X	X	X	X	X	X	X	X	X	X	X	X	X	X	X	X						
ICSAB 240-332093/11	1		14:55	X	X	X	X	X	X	X	X	X	X	X	X	X	X	X	X	X	X	X						
CCV 240-332093/12			15:00																									
CCB 240-332093/13			15:04																									
ZZZZZZ			15:14																									
ZZZZZZ			15:18																									
ZZZZZZ			15:23																									
ZZZZZZ			15:27																									
ZZZZZZ			15:32																									
ZZZZZZ			15:36																									
ZZZZZZ			15:41																									
ZZZZZZ			15:45																									
ZZZZZZ			15:50																									
ZZZZZZ			15:54																									
CCV 240-332093/24			15:59																									
CCB 240-332093/25			16:03																									
ZZZZZZ			16:08																									
ZZZZZZ			16:12																									
ZZZZZZ			16:17																									
ZZZZZZ			16:21																									
ZZZZZZ			16:26																									
ZZZZZZ			16:30																									
ZZZZZZ			16:35																									
ZZZZZZ			16:39																									
ZZZZZZ			16:44																									
ZZZZZZ			16:48																									
CCV 240-332093/36			16:52																									
CCB 240-332093/37			16:57																									
ZZZZZZ			17:01																									
ZZZZZZ			17:06																									
ZZZZZZ			17:10																									
ZZZZZZ			17:15																									
ZZZZZZ			17:19																									

FORM XIII-IN

13-IN
ANALYSIS RUN LOG
METALS

Lab Name: TestAmerica Canton Job No.: 240-96812-1

SDG No.:

Instrument ID: I10 Analysis Method: 6020

Start Date: 06/15/2018 14:11 End Date: 06/16/2018 04:31

Lab Sample Id	D/F	Type	Time	Analytes																								
				Ag	As	Ba	Be	Ca	Cd	Co	Cr	Cu	Mg	Mo	Ni	Pb	Sb	Se	Tl	V	W	Zn						
ZZZZZZ			17:24																									
ZZZZZZ			17:28																									
ZZZZZZ			17:33																									
ZZZZZZ			17:37																									
ZZZZZZ			17:42																									
CCV 240-332093/48			17:46																									
CCB 240-332093/49			17:51																									
ZZZZZZ			17:55																									
ZZZZZZ			18:00																									
ZZZZZZ			18:04																									
CCV 240-332093/53			18:08																									
CCB 240-332093/54			18:13																									
CCVL 240-332093/55			18:17																									
ZZZZZZ			18:22																									
ZZZZZZ			18:26																									
ZZZZZZ			18:31																									
ZZZZZZ			18:35																									
ZZZZZZ			18:40																									
ZZZZZZ			18:44																									
ZZZZZZ			18:49																									
ZZZZZZ			18:53																									
ZZZZZZ			18:58																									
CCV 240-332093/65	1		19:02	X	X	X	X	X	X	X	X	X	X	X	X	X	X	X	X	X	X	X						
CCB 240-332093/66	1		19:07	X	X	X	X		X	X	X	X		X	X	X	X	X	X	X	X	X						
ZZZZZZ			19:11																									
ZZZZZZ			19:16																									
ZZZZZZ			19:20																									
ZZZZZZ			19:24																									
ZZZZZZ			19:29																									
MB 240-330992/1-A	1	R	19:33	X	X	X	X		X	X	X	X		X	X	X	X	X	X	X	X	X						
LCS 240-330992/2-A	1	R	19:38	X	X	X	X	X	X	X	X	X	X	X	X	X	X	X	X	X	X	X						
ZZZZZZ			19:42																									
240-96773-W-8-A SD	5	R	19:47	X	X	X	X		X	X	X	X		X	X	X	X	X	X	X	X	X						
240-96773-W-8-B MS	1	R	19:51	X	X	X	X	X	X	X	X	X	X	X	X	X	X	X	X	X	X	X						
CCV 240-332093/77	1		19:56	X	X	X	X	X	X	X	X	X	X	X	X	X	X	X	X	X	X	X						
CCB 240-332093/78	1		20:00	X	X	X	X		X	X	X	X		X	X	X	X	X	X	X	X	X						
240-96773-W-8-C MSD	1	R	20:05	X	X	X	X	X	X	X	X	X	X	X	X	X	X	X	X	X	X	X						
ZZZZZZ			20:09																									
ZZZZZZ			20:14																									
ZZZZZZ			20:18																									
ZZZZZZ			20:23																									
240-96812-26	5	D	20:27	X	X	X	X		X	X	X	X		X	X	X	X	X	X	X	X	X						

FORM XIII-IN

13-IN
ANALYSIS RUN LOG
METALS

Lab Name: TestAmerica Canton Job No.: 240-96812-1

SDG No.:

Instrument ID: I10 Analysis Method: 6020

Start Date: 06/15/2018 14:11 End Date: 06/16/2018 04:31

Lab Sample Id	D/F	Type	Time	Analytes																								
				Ag	As	Ba	Be	Ca	Cd	Co	Cr	Cu	Mg	Mo	Ni	Pb	Sb	Se	Tl	V	W	Zn						
240-96812-27	5	D	20:32	X	X	X	X		X	X	X	X		X	X	X	X	X	X	X	X	X						
240-96812-31	5	D	20:36	X	X	X	X		X	X	X	X		X	X	X	X	X	X	X	X	X						
240-96812-32	5	D	20:41	X	X	X	X		X	X	X	X		X	X	X	X	X	X	X	X	X						
240-96812-33	5	D	20:45	X	X	X	X		X	X	X	X		X	X	X	X	X	X	X	X	X						
CCV 240-332093/89	1		20:50	X	X	X	X	X	X	X	X	X	X	X	X	X	X	X	X	X	X	X						
CCB 240-332093/90	1		20:54	X	X	X	X		X	X	X	X		X	X	X	X	X	X	X	X	X						
240-96812-34	5	D	20:59	X	X	X	X		X	X	X	X		X	X	X	X	X	X	X	X	X						
240-96812-35	5	D	21:03	X	X	X	X		X	X	X	X		X	X	X	X	X	X	X	X	X						
240-96812-36	5	D	21:08	X	X	X	X		X	X	X	X		X	X	X	X	X	X	X	X	X						
240-96812-37	5	D	21:12	X	X	X	X		X	X	X	X		X	X	X	X	X	X	X	X	X						
240-96812-38	5	D	21:17	X	X	X	X		X	X	X	X		X	X	X	X	X	X	X	X	X						
240-96812-39	5	D	21:21	X	X	X	X		X	X	X	X		X	X	X	X	X	X	X	X	X						
240-96812-40	5	D	21:26	X	X	X	X		X	X	X	X		X	X	X	X	X	X	X	X	X						
240-96812-41	5	D	21:30	X	X	X	X		X	X	X	X		X	X	X	X	X	X	X	X	X						
240-96812-42	5	D	21:35	X	X	X	X		X	X	X	X		X	X	X	X	X	X	X	X	X						
240-96812-43	5	D	21:39	X	X	X	X		X	X	X	X		X	X	X	X	X	X	X	X	X						
CCV 240-332093/101	1		21:44	X	X	X	X	X	X	X	X	X	X	X	X	X	X	X	X	X	X	X						
CCB 240-332093/102	1		21:48	X	X	X	X		X	X	X	X		X	X	X	X	X	X	X	X	X						
240-96812-44	5	D	21:53	X	X	X	X		X	X	X	X		X	X	X	X	X	X	X	X	X						
ZZZZZZ			21:57																									
ZZZZZZ			22:02																									
ZZZZZZ			22:06																									
ZZZZZZ			22:11																									
ZZZZZZ			22:15																									
ZZZZZZ			22:20																									
ZZZZZZ			22:24																									
ZZZZZZ			22:28																									
ZZZZZZ			22:33																									
CCV 240-332093/113	1		22:37	X	X	X	X	X	X	X	X	X	X	X	X	X	X	X	X	X	X	X						
CCB 240-332093/114	1		22:42	X	X	X	X		X	X	X	X		X	X	X	X	X	X	X	X	X						
ZZZZZZ			22:46																									
ZZZZZZ			22:51																									
ZZZZZZ			22:55																									
ZZZZZZ			23:00																									
ZZZZZZ			23:04																									
ZZZZZZ			23:09																									
ZZZZZZ			23:13																									
ZZZZZZ			23:18																									
ZZZZZZ			23:22																									
ZZZZZZ			23:27																									
CCV 240-332093/125			23:31																									
CCB 240-332093/126			23:35																									

FORM XIII-IN

13-IN
ANALYSIS RUN LOG
METALS

Lab Name: TestAmerica Canton Job No.: 240-96812-1

SDG No.:

Instrument ID: I10 Analysis Method: 6020

Start Date: 06/15/2018 14:11 End Date: 06/16/2018 04:31

Lab Sample Id	D/F	Type	Time	Analytes																								
				Ag	As	Ba	Be	Ca	Cd	Co	Cr	Cu	Mg	Mo	Ni	Pb	Sb	Se	Tl	V	W	Zn						
ZZZZZZ			23:40																									
ZZZZZZ			23:44																									
ZZZZZZ			23:49																									
ZZZZZZ			23:53																									
ZZZZZZ			23:58																									
ZZZZZZ			00:02																									
ZZZZZZ			00:07																									
CCV 240-332093/134			00:11																									
CCB 240-332093/135			00:16																									
CCVL 240-332093/136			00:20																									
ZZZZZZ			00:25																									
ZZZZZZ			00:29																									
ZZZZZZ			00:34																									
ZZZZZZ			00:38																									
ZZZZZZ			00:43																									
ZZZZZZ			00:47																									
ZZZZZZ			00:52																									
CCV 240-332093/144			00:56																									
CCB 240-332093/145			01:01																									
ICSA 240-332093/146			01:05																									
ICSAB 240-332093/147			01:10																									
ZZZZZZ			01:14																									
ZZZZZZ			01:19																									
ZZZZZZ			01:23																									
ZZZZZZ			01:28																									
ZZZZZZ			01:32																									
ZZZZZZ			01:36																									
ZZZZZZ			01:41																									
ZZZZZZ			01:45																									
ZZZZZZ			01:50																									
ZZZZZZ			01:54																									
CCV 240-332093/158			01:59																									
CCB 240-332093/159			02:03																									
ZZZZZZ			02:08																									
ZZZZZZ			02:12																									
CCV 240-332093/162			02:17																									
CCB 240-332093/163			02:21																									
CCVL 240-332093/164			02:26																									
ZZZZZZ			02:30																									
ZZZZZZ			02:35																									
ZZZZZZ			02:39																									
ZZZZZZ			02:44																									

FORM XIII-IN

13-IN
ANALYSIS RUN LOG
METALS

Lab Name: TestAmerica Canton Job No.: 240-96812-1

SDG No.:

Instrument ID: I10 Analysis Method: 6020

Start Date: 06/15/2018 14:11 End Date: 06/16/2018 04:31

Lab Sample Id	D/F	Type	Time	Analytes																								
				Ag	As	Ba	Be	Ca	Cd	Co	Cr	Cu	Mg	Mo	Ni	Pb	Sb	Se	Tl	V	W	Zn						
ZZZZZZ			02:48																									
ZZZZZZ			02:53																									
ZZZZZZ			02:57																									
ZZZZZZ			03:02																									
ZZZZZZ			03:06																									
CCV 240-332093/174			03:11																									
CCB 240-332093/175			03:15																									
ZZZZZZ			03:20																									
ZZZZZZ			03:24																									
ZZZZZZ			03:29																									
ZZZZZZ			03:33																									
ZZZZZZ			03:38																									
ZZZZZZ			03:42																									
ZZZZZZ			03:46																									
ZZZZZZ			03:51																									
ZZZZZZ			03:55																									
ZZZZZZ			04:00																									
CCV 240-332093/186			04:04																									
CCB 240-332093/187			04:09																									
ZZZZZZ			04:13																									
ZZZZZZ			04:18																									
ZZZZZZ			04:22																									
CCV 240-332093/191			04:27																									
CCB 240-332093/192			04:31																									

Prep Types:
D = Dissolved
R = Total Recoverable

FORM XIII-IN

13-IN
ANALYSIS RUN LOG
METALS

Lab Name: TestAmerica Canton Job No.: 240-96812-1

SDG No.:

Instrument ID: I10 Analysis Method: 6020

Start Date: 06/18/2018 11:11 End Date: 06/19/2018 01:57

Lab Sample Id	D/F	Type	Time	Analytes																								
				Ag	As	Ba	Be	Ca	Cd	Co	Cr	Cu	Mg	Mo	Ni	Pb	Sb	Se	Tl	V	W	Zn						
ZZZZZZ			11:11																									
ICIS 240-332270/2			11:16	X	X	X	X	X	X	X	X	X	X	X	X	X	X	X	X	X	X	X						
STD1 240-332270/3 IC	1		11:20	X	X	X	X	X	X	X	X	X	X	X	X	X	X	X	X	X	X	X						
STD2 240-332270/4 IC	1		11:25	X	X	X	X	X	X	X	X	X	X	X	X	X	X	X	X	X	X	X						
STD3 240-332270/5 IC	1		11:29	X	X	X	X	X	X	X	X	X	X	X	X	X	X	X	X	X	X	X						
STD4 240-332270/6 IC	1		11:34	X	X	X	X	X	X	X	X	X	X	X	X	X	X	X	X	X	X	X						
ICV 240-332270/7	1		11:38	X	X	X	X	X	X	X	X	X	X	X	X	X	X	X	X	X	X	X						
ICB 240-332270/8	1		11:43	X	X	X	X		X	X	X	X		X	X	X	X	X	X	X	X	X						
ICVL 240-332270/9	1		11:47	X	X	X	X	X	X	X	X	X	X	X	X	X	X	X	X	X	X	X						
ICSA 240-332270/10	1		11:52	X	X	X	X	X	X	X	X	X	X	X	X	X	X	X	X	X	X	X						
ICSAB 240-332270/11	1		11:56	X	X	X	X	X	X	X	X	X	X	X	X	X	X	X	X	X	X	X						
CCV 240-332270/12			12:01																									
CCB 240-332270/13			12:05																									
CCV 240-332270/14			12:10																									
CCB 240-332270/15			12:14																									
ZZZZZZ			12:19																									
ZZZZZZ			12:23																									
ZZZZZZ			12:28																									
ZZZZZZ			12:32																									
ZZZZZZ			12:37																									
ZZZZZZ			12:41																									
ZZZZZZ			12:46																									
ZZZZZZ			12:50																									
ZZZZZZ			12:55																									
ZZZZZZ			12:59																									
CCV 240-332270/26			13:04																									
CCB 240-332270/27			13:08																									
ZZZZZZ			13:13																									
ZZZZZZ			13:17																									
ZZZZZZ			13:22																									
ZZZZZZ			13:26																									
ZZZZZZ			13:31																									
ZZZZZZ			13:35																									
ZZZZZZ			13:40																									
ZZZZZZ			13:44																									
ZZZZZZ			13:48																									
ZZZZZZ			13:53																									
CCV 240-332270/38			13:57																									
CCB 240-332270/39			14:02																									
ZZZZZZ			14:06																									
ZZZZZZ			14:11																									
ZZZZZZ			14:15																									

FORM XIII-IN

13-IN
ANALYSIS RUN LOG
METALS

Lab Name: TestAmerica Canton Job No.: 240-96812-1

SDG No.:

Instrument ID: I10 Analysis Method: 6020

Start Date: 06/18/2018 11:11 End Date: 06/19/2018 01:57

Lab Sample Id	D/F	Type	Time	Analytes																								
				Ag	As	Ba	Be	Ca	Cd	Co	Cr	Cu	Mg	Mo	Ni	Pb	Sb	Se	Tl	V	W	Zn						
ZZZZZZ			14:20																									
ZZZZZZ			14:24																									
ZZZZZZ			14:29																									
ZZZZZZ			14:33																									
ZZZZZZ			14:37																									
ZZZZZZ			14:42																									
ZZZZZZ			14:46																									
CCV 240-332270/50			14:51																									
CCB 240-332270/51			14:55																									
ZZZZZZ			15:00																									
ZZZZZZ			15:04																									
ZZZZZZ			15:09																									
ZZZZZZ			15:13																									
ZZZZZZ			15:18																									
ZZZZZZ			15:22																									
ZZZZZZ			15:27																									
ZZZZZZ			15:31																									
ZZZZZZ			15:35																									
ZZZZZZ			15:40																									
CCV 240-332270/62			15:44																									
CCB 240-332270/63			15:49																									
CCVL 240-332270/64			15:53																									
ZZZZZZ			15:58																									
ZZZZZZ			16:02																									
ZZZZZZ			16:07																									
ZZZZZZ			16:11																									
ZZZZZZ			16:15																									
ZZZZZZ			16:20																									
ZZZZZZ			16:24																									
ZZZZZZ			16:29																									
ZZZZZZ			16:33																									
CCV 240-332270/74			16:38																									
CCB 240-332270/75			16:42																									
ZZZZZZ			16:47																									
ZZZZZZ			16:51																									
ZZZZZZ			16:56																									
ZZZZZZ			17:00																									
ZZZZZZ			17:04																									
ZZZZZZ			17:09																									
ZZZZZZ			17:13																									
ZZZZZZ			17:18																									
ZZZZZZ			17:22																									

FORM XIII-IN

13-IN
ANALYSIS RUN LOG
METALS

Lab Name: TestAmerica Canton Job No.: 240-96812-1

SDG No.:

Instrument ID: I10 Analysis Method: 6020

Start Date: 06/18/2018 11:11 End Date: 06/19/2018 01:57

Lab Sample Id	D/F	Type	Time	Analytes																								
				Ag	As	Ba	Be	Ca	Cd	Co	Cr	Cu	Mg	Mo	Ni	Pb	Sb	Se	Tl	V	W	Zn						
CCV 240-332270/85			17:27																									
CCB 240-332270/86			17:31																									
CCVL 240-332270/87			17:36																									
ZZZZZZ			17:40																									
ZZZZZZ			17:45																									
ZZZZZZ			17:49																									
ZZZZZZ			17:54																									
ZZZZZZ			17:58																									
ZZZZZZ			18:03																									
ZZZZZZ			18:07																									
ZZZZZZ			18:12																									
ZZZZZZ			18:16																									
CCV 240-332270/97			18:20																									
CCB 240-332270/98			18:25																									
ZZZZZZ			18:29																									
ZZZZZZ			18:34																									
ZZZZZZ			18:38																									
ZZZZZZ			18:43																									
ZZZZZZ			18:47																									
ZZZZZZ			18:52																									
ZZZZZZ			18:56																									
ZZZZZZ			19:00																									
ZZZZZZ			19:05																									
ZZZZZZ			19:09																									
CCV 240-332270/109			19:14																									
CCB 240-332270/110			19:18																									
ZZZZZZ			19:23																									
ZZZZZZ			19:27																									
CCV 240-332270/113	1		19:32	X	X	X	X	X	X	X	X	X	X	X	X	X	X	X	X	X	X	X						
CCB 240-332270/114	1		19:36	X	X	X	X		X	X	X	X		X	X	X	X	X	X	X	X	X						
CCVL 240-332270/115			19:41																									
MB 240-330996/1-A ^5	5	R	19:45	X	X	X	X		X	X	X	X		X	X	X	X	X	X	X	X	X						
LCS 240-330996/2-A ^5	5	R	19:50	X	X	X	X	X	X	X	X	X	X	X	X	X	X	X	X	X	X	X						
240-96812-1	5	D	19:54	X	X	X	X		X	X	X	X		X	X	X	X	X	X	X	X	X						
240-96812-1 SD	25	D	19:59	X	X	X	X		X	X	X	X		X	X	X	X	X	X	X	X	X						
240-96812-1 MS	5	D	20:03	X	X	X	X	X	X	X	X	X	X	X	X	X	X	X	X	X	X	X						
240-96812-1 MSD	5	D	20:08	X	X	X	X	X	X	X	X	X	X	X	X	X	X	X	X	X	X	X						
ZZZZZZ			20:12																									
240-96812-2	5	D	20:16	X	X	X	X		X	X	X	X		X	X	X	X	X	X	X	X	X						
240-96812-3	5	D	20:21	X	X	X	X		X	X	X	X		X	X	X	X	X	X	X	X	X						
CCV 240-332270/125	1		20:25	X	X	X	X	X	X	X	X	X	X	X	X	X	X	X	X	X	X	X						
CCB 240-332270/126	1		20:30	X	X	X	X		X	X	X	X		X	X	X	X	X	X	X	X	X						

FORM XIII-IN

13-IN
ANALYSIS RUN LOG
METALS

Lab Name: TestAmerica Canton Job No.: 240-96812-1

SDG No.:

Instrument ID: I10 Analysis Method: 6020

Start Date: 06/18/2018 11:11 End Date: 06/19/2018 01:57

Lab Sample Id	D/F	Type	Time	Analytes																								
				Ag	As	Ba	Be	Ca	Cd	Co	Cr	Cu	Mg	Mo	Ni	Pb	Sb	Se	Tl	V	W	Zn						
240-96812-4	5	D	20:34	X	X	X	X		X	X	X	X		X	X	X	X	X	X	X	X	X						
240-96812-5	5	D	20:39	X	X	X	X		X	X	X	X		X	X	X	X	X	X	X	X	X						
240-96812-6	5	D	20:43	X	X	X	X		X	X	X	X		X	X	X	X	X	X	X	X	X						
240-96812-11	5	D	20:48	X	X	X	X		X	X	X	X		X	X	X	X	X	X	X	X	X						
240-96812-12	5	D	20:53	X	X	X	X		X	X	X	X		X	X	X	X	X	X	X	X	X						
240-96812-13	5	D	20:57	X	X	X	X		X	X	X	X		X	X	X	X	X	X	X	X	X						
240-96812-14	5	D	21:01	X	X	X	X		X	X	X	X		X	X	X	X	X	X	X	X	X						
240-96812-15	5	D	21:06	X	X	X	X		X	X	X	X		X	X	X	X	X	X	X	X	X						
240-96812-16	5	D	21:10	X	X	X	X		X	X	X	X		X	X	X	X	X	X	X	X	X						
240-96812-17	5	D	21:15	X	X	X	X		X	X	X	X		X	X	X	X	X	X	X	X	X						
CCV 240-332270/137	1		21:19	X	X	X	X	X	X	X	X	X	X	X	X	X	X	X	X	X	X	X						
CCB 240-332270/138	1		21:24	X	X	X	X		X	X	X	X		X	X	X	X	X	X	X	X	X						
240-96812-18	5	D	21:28	X	X	X	X		X	X	X	X		X	X	X	X	X	X	X	X	X						
240-96812-19	5	D	21:33	X	X	X	X		X	X	X	X		X	X	X	X	X	X	X	X	X						
240-96812-20	5	D	21:37	X	X	X	X		X	X	X	X		X	X	X	X	X	X	X	X	X						
240-96812-21	5	D	21:42	X	X	X	X		X	X	X	X		X	X	X	X	X	X	X	X	X						
240-96812-22	5	D	21:46	X	X	X	X		X	X	X	X		X	X	X	X	X	X	X	X	X						
240-96812-24	5	D	21:51	X	X	X	X		X	X	X	X		X	X	X	X	X	X	X	X	X						
240-96812-25	5	D	21:55	X	X	X	X		X	X	X	X		X	X	X	X	X	X	X	X	X						
ZZZZZZ			22:00																									
ZZZZZZ			22:04																									
ZZZZZZ			22:09																									
CCV 240-332270/149	1		22:13	X	X	X	X	X	X	X	X	X	X	X	X	X	X	X	X	X	X	X						
CCB 240-332270/150	1		22:18	X	X	X	X		X	X	X	X		X	X	X	X	X	X	X	X	X						
ZZZZZZ			22:22																									
ZZZZZZ			22:27																									
ZZZZZZ			22:31																									
ZZZZZZ			22:35																									
ICSA 240-332270/155			22:40																									
ICSAB 240-332270/156			22:44																									
ZZZZZZ			22:49																									
ZZZZZZ			22:53																									
ZZZZZZ			22:58																									
ZZZZZZ			23:02																									
ZZZZZZ			23:07																									
ZZZZZZ			23:11																									
CCV 240-332270/163			23:16																									
CCB 240-332270/164			23:20																									
ZZZZZZ			23:25																									
ZZZZZZ			23:29																									
ZZZZZZ			23:34																									
ZZZZZZ			23:38																									

FORM XIII-IN

13-IN
ANALYSIS RUN LOG
METALS

Lab Name: TestAmerica Canton Job No.: 240-96812-1

SDG No.:

Instrument ID: I10 Analysis Method: 6020

Start Date: 06/18/2018 11:11 End Date: 06/19/2018 01:57

Lab Sample Id	D/F	Type	Time	Analytes																								
				Ag	As	Ba	Be	Ca	Cd	Co	Cr	Cu	Mg	Mo	Ni	Pb	Sb	Se	Tl	V	W	Zn						
ZZZZZZ			23:43																									
ZZZZZZ			23:47																									
ZZZZZZ			23:51																									
ZZZZZZ			23:56																									
ZZZZZZ			00:00																									
ZZZZZZ			00:05																									
CCV 240-332270/175			00:09																									
CCB 240-332270/176			00:14																									
ZZZZZZ			00:18																									
ZZZZZZ			00:23																									
ZZZZZZ			00:27																									
ZZZZZZ			00:32																									
ZZZZZZ			00:36																									
ZZZZZZ			00:41																									
ZZZZZZ			00:45																									
ZZZZZZ			00:50																									
ZZZZZZ			00:54																									
ZZZZZZ			00:59																									
CCV 240-332270/187			01:03																									
CCB 240-332270/188			01:08																									
ZZZZZZ			01:12																									
ZZZZZZ			01:17																									
ZZZZZZ			01:21																									
ZZZZZZ			01:26																									
ZZZZZZ			01:30																									
ZZZZZZ			01:34																									
ZZZZZZ			01:39																									
ZZZZZZ			01:43																									
ZZZZZZ			01:48																									
CCV 240-332270/198			01:52																									
CCB 240-332270/199			01:57																									

Prep Types:
D = Dissolved
R = Total Recoverable

FORM XIII-IN

13-IN
ANALYSIS RUN LOG
METALS

Lab Name: TestAmerica Canton Job No.: 240-96812-1

SDG No.:

Instrument ID: H3 Analysis Method: 7470A

Start Date: 06/13/2018 08:47 End Date: 06/13/2018 18:07

Lab Sample Id	D/F	Type	Time	Analytes																							
				Hg																							
IC 240-331448/1-A			08:47	X																							
IC 240-331448/2-A			08:48	X																							
IC 240-331448/3-A			08:50	X																							
IC 240-331448/4-A			08:52	X																							
IC 240-331448/5-A			08:54	X																							
IC 240-331448/6-A			08:56	X																							
ICV 240-331448/7-A	1		09:00	X																							
ICB 240-331448/8-A	1		09:02	X																							
CRA 240-331448/9-A	1		09:04	X																							
CCV 240-331448/10-A			09:06																								
CCB 240-331448/11-A			09:08																								
CCV 240-331448/10-A			09:10																								
CCB 240-331448/11-A			09:12																								
ZZZZZZ			09:24																								
ZZZZZZ			09:26																								
ZZZZZZ			09:28																								
ZZZZZZ			09:30																								
ZZZZZZ			09:32																								
ZZZZZZ			09:34																								
ZZZZZZ			09:36																								
ZZZZZZ			09:39																								
ZZZZZZ			09:41																								
ZZZZZZ			09:43																								
CCV 240-331448/10-A			09:45																								
CCB 240-331448/11-A			09:46																								
ZZZZZZ			09:49																								
ZZZZZZ			09:51																								
ZZZZZZ			09:53																								
ZZZZZZ			09:55																								
ZZZZZZ			09:57																								
ZZZZZZ			09:59																								
ZZZZZZ			10:00																								
ZZZZZZ			10:02																								
CCV 240-331448/10-A			10:04																								
CCB 240-331448/11-A			10:06																								
ZZZZZZ			13:33																								
ZZZZZZ			13:35																								
CCV 240-331448/10-A			13:37																								
CCB 240-331448/11-A			13:39																								
ZZZZZZ			13:41																								
ZZZZZZ			13:43																								
ZZZZZZ			13:46																								

FORM XIII-IN

13-IN
ANALYSIS RUN LOG
METALS

Lab Name: TestAmerica Canton Job No.: 240-96812-1

SDG No.:

Instrument ID: H3 Analysis Method: 7470A

Start Date: 06/13/2018 08:47 End Date: 06/13/2018 18:07

Lab Sample Id	D/F	Type	Time	Analytes																							
				Hg																							
ZZZZZZ			13:48																								
ZZZZZZ			13:50																								
ZZZZZZ			13:52																								
ZZZZZZ			13:54																								
ZZZZZZ			13:56																								
ZZZZZZ			13:58																								
ZZZZZZ			14:00																								
CCV 240-331448/10-A			14:02																								
CCB 240-331448/11-A			14:04																								
ZZZZZZ			14:06																								
ZZZZZZ			14:08																								
ZZZZZZ			14:10																								
ZZZZZZ			14:12																								
ZZZZZZ			14:14																								
ZZZZZZ			14:16																								
ZZZZZZ			14:18																								
ZZZZZZ			14:20																								
ZZZZZZ			14:22																								
ZZZZZZ			14:24																								
CCV 240-331448/10-A			14:26																								
CCB 240-331448/11-A			14:28																								
ZZZZZZ			14:31																								
ZZZZZZ			14:33																								
ZZZZZZ			14:35																								
ZZZZZZ			14:37																								
ZZZZZZ			14:39																								
ZZZZZZ			14:40																								
ZZZZZZ			14:42																								
ZZZZZZ			14:44																								
ZZZZZZ			14:46																								
ZZZZZZ			14:48																								
CCV 240-331448/10-A			14:50																								
CCB 240-331448/11-A			14:52																								
ZZZZZZ			14:54																								
ZZZZZZ			14:56																								
ZZZZZZ			14:58																								
ZZZZZZ			15:00																								
ZZZZZZ			15:02																								
CCV 240-331448/10-A			15:04																								
CCB 240-331448/11-A			15:06																								
ZZZZZZ			15:35																								
ZZZZZZ			15:37																								

FORM XIII-IN

13-IN
ANALYSIS RUN LOG
METALS

Lab Name: TestAmerica Canton Job No.: 240-96812-1

SDG No.:

Instrument ID: H3 Analysis Method: 7470A

Start Date: 06/13/2018 08:47 End Date: 06/13/2018 18:07

Lab Sample Id	D/F	Type	Time	Analytes																							
				Hg																							
ZZZZZZ			15:38																								
ZZZZZZ			15:41																								
ZZZZZZ			15:43																								
CCV 240-331448/10-A	1		15:45	X																							
CCB 240-331448/11-A	1		15:47	X																							
ZZZZZZ			15:49																								
ZZZZZZ			15:51																								
ZZZZZZ			15:53																								
MB 240-330995/1-A	1	T	15:55	X																							
LCS 240-330995/2-A	1	T	15:57	X																							
ZZZZZZ			15:59																								
240-96773-W-8-E MS	1	T	16:01	X																							
240-96773-W-8-F MSD	1	T	16:03	X																							
ZZZZZZ			16:05																								
ZZZZZZ			16:08																								
CCV 240-331448/10-A	1		16:09	X																							
CCB 240-331448/11-A	1		16:11	X																							
ZZZZZZ			16:14																								
240-96812-26	1	D	16:16	X																							
240-96812-27	1	D	16:18	X																							
240-96812-31	1	D	16:20	X																							
240-96812-32	1	D	16:22	X																							
240-96812-33	1	D	16:23	X																							
240-96812-34	1	D	16:25	X																							
240-96812-35	1	D	16:27	X																							
240-96812-36	1	D	16:29	X																							
240-96812-37	1	D	16:31	X																							
CCV 240-331448/10-A	1		16:33	X																							
CCB 240-331448/11-A	1		16:35	X																							
240-96812-38	1	D	16:37	X																							
240-96812-39	1	D	16:39	X																							
240-96812-40	1	D	16:41	X																							
240-96812-41	1	D	16:43	X																							
240-96812-42	1	D	16:45	X																							
240-96812-43	1	D	16:47	X																							
240-96812-44	1	D	16:49	X																							
ZZZZZZ			16:51																								
ZZZZZZ			16:53																								
ZZZZZZ			16:55																								
CCV 240-331448/10-A	1		16:57	X																							
CCB 240-331448/11-A	1		16:59	X																							
ZZZZZZ			17:02																								

FORM XIII-IN

13-IN
ANALYSIS RUN LOG
METALS

Lab Name: TestAmerica Canton Job No.: 240-96812-1

SDG No.:

Instrument ID: H3 Analysis Method: 7470A

Start Date: 06/13/2018 08:47 End Date: 06/13/2018 18:07

Lab Sample Id	D/F	Type	Time	Analytes																							
				Hg																							
CRA 240-331448/9-A			17:04																								
ZZZZZZ			17:06																								
ZZZZZZ			17:07																								
ZZZZZZ			17:09																								
ZZZZZZ			17:12																								
ZZZZZZ			17:14																								
ZZZZZZ			17:16																								
ZZZZZZ			17:18																								
ZZZZZZ			17:20																								
ZZZZZZ			17:22																								
CCV 240-331448/10-A			17:24																								
CCB 240-331448/11-A			17:26																								
ZZZZZZ			17:28																								
ZZZZZZ			17:30																								
ZZZZZZ			17:32																								
ZZZZZZ			17:34																								
ZZZZZZ			17:36																								
ZZZZZZ			17:38																								
ZZZZZZ			17:40																								
ZZZZZZ			17:42																								
ZZZZZZ			17:44																								
ZZZZZZ			17:46																								
CCV 240-331448/10-A			17:48																								
CCB 240-331448/11-A			17:49																								
ZZZZZZ			17:52																								
ZZZZZZ			17:54																								
ZZZZZZ			17:56																								
ZZZZZZ			17:58																								
ZZZZZZ			18:00																								
ZZZZZZ			18:02																								
ZZZZZZ			18:04																								
CCV 240-331448/10-A			18:05																								
CCB 240-331448/11-A			18:07																								

Prep Types:
D = Dissolved
T = Total/NA

FORM XIII-IN

13-IN
ANALYSIS RUN LOG
METALS

Lab Name: TestAmerica Canton Job No.: 240-96812-1

SDG No.:

Instrument ID: H3 Analysis Method: 7470A

Start Date: 06/14/2018 11:59 End Date: 06/14/2018 17:41

Lab Sample Id	D/F	Type	Time	Analytes																							
				Hg																							
IC 240-331822/1-A			11:59	X																							
IC 240-331822/2-A			12:01	X																							
IC 240-331822/3-A			12:03	X																							
IC 240-331822/4-A			12:05	X																							
IC 240-331822/5-A			12:07	X																							
IC 240-331822/6-A			12:09	X																							
ICV 240-331822/7-A	1		12:43	X																							
ICB 240-331822/8-A	1		12:44	X																							
CRA 240-331822/9-A	1		12:47	X																							
CCV 240-331822/10-A			12:49																								
CCB 240-331822/11-A			12:51																								
CCV 240-331822/10-A			12:53																								
CCB 240-331822/11-A			12:55																								
ZZZZZZ			14:44																								
ZZZZZZ			14:46																								
ZZZZZZ			14:48																								
ZZZZZZ			14:51																								
ZZZZZZ			14:53																								
ZZZZZZ			14:55																								
ZZZZZZ			14:57																								
ZZZZZZ			14:59																								
ZZZZZZ			15:01																								
ZZZZZZ			15:02																								
CCV 240-331822/10-A			15:04																								
CCB 240-331822/11-A			15:06																								
ZZZZZZ			15:09																								
ZZZZZZ			15:11																								
ZZZZZZ			15:13																								
ZZZZZZ			15:15																								
ZZZZZZ			15:17																								
ZZZZZZ			15:18																								
ZZZZZZ			15:20																								
ZZZZZZ			15:22																								
ZZZZZZ			15:24																								
ZZZZZZ			15:26																								
CCV 240-331822/10-A			15:28																								
CCB 240-331822/11-A			15:31																								
ZZZZZZ			15:33																								
ZZZZZZ			15:35																								
ZZZZZZ			15:37																								
ZZZZZZ			15:39																								
ZZZZZZ			15:41																								

FORM XIII-IN

13-IN
ANALYSIS RUN LOG
METALS

Lab Name: TestAmerica Canton Job No.: 240-96812-1

SDG No.:

Instrument ID: H3 Analysis Method: 7470A

Start Date: 06/14/2018 11:59 End Date: 06/14/2018 17:41

Lab Sample Id	D/F	Type	Time	Analytes																							
				Hg																							
ZZZZZZ			15:43																								
ZZZZZZ			15:45																								
ZZZZZZ			15:47																								
ZZZZZZ			15:49																								
ZZZZZZ			15:51																								
CCV 240-331822/10-A			15:53																								
CCB 240-331822/11-A			15:55																								
ZZZZZZ			15:57																								
ZZZZZZ			15:59																								
ZZZZZZ			16:01																								
ZZZZZZ			16:03																								
CCV 240-331822/10-A	1		16:05	X																							
CCB 240-331822/11-A	1		16:07	X																							
MB 240-331000/1-A	1	T	16:44	X																							
LCS 240-331000/2-A	1	T	16:46	X																							
240-96812-1	1	D	16:47	X																							
240-96812-1 MS	1	D	16:50	X																							
240-96812-1 MSD	1	D	16:52	X																							
240-96812-2	1	D	16:54	X																							
CCV 240-331822/10-A	1		16:56	X																							
CCB 240-331822/11-A	1		16:58	X																							
240-96812-3	1	D	17:00	X																							
240-96812-4	1	D	17:02	X																							
240-96812-5	1	D	17:04	X																							
240-96812-6	1	D	17:06	X																							
240-96812-11	1	D	17:08	X																							
240-96812-12	1	D	17:10	X																							
240-96812-13	1	D	17:12	X																							
240-96812-14	1	D	17:14	X																							
240-96812-15	1	D	17:16	X																							
240-96812-16	1	D	17:18	X																							
CCV 240-331822/10-A	1		17:20	X																							
CCB 240-331822/11-A	1		17:21	X																							
240-96812-17	1	D	17:24	X																							
240-96812-18	1	D	17:26	X																							
240-96812-19	1	D	17:28	X																							
240-96812-20	1	D	17:30	X																							
240-96812-21	1	D	17:32	X																							
240-96812-22	1	D	17:34	X																							
240-96812-24	1	D	17:35	X																							
240-96812-25	1	D	17:37	X																							
CCV 240-331822/10-A	1		17:39	X																							

FORM XIII-IN

13-IN
ANALYSIS RUN LOG
METALS

Lab Name: TestAmerica Canton Job No.: 240-96812-1

SDG No.:

Instrument ID: H3 Analysis Method: 7470A

Start Date: 06/14/2018 11:59 End Date: 06/14/2018 17:41

Lab Sample Id	D/F	Type	Time	Analytes																							
				Hg																							
CCB 240-331822/11-A	1		17:41	X																							

Prep Types:
D = Dissolved
T = Total/NA

FORM XIII-IN

13-IN
ANALYSIS RUN LOG
METALS

Lab Name: TestAmerica Canton Job No.: 240-96812-1

SDG No.:

Instrument ID: NOEQUIP Analysis Method: SM 2340B

Start Date: 06/20/2018 15:34 End Date: 06/20/2018 15:34

Lab Sample Id	D/F	Type	Time	Analytes																							
				CaCO3	HardCC	MgHARD																					
240-96812-1	1	D	15:34	X	X	X																					
240-96812-2	1	D	15:34	X	X	X																					
240-96812-3	1	D	15:34	X	X	X																					
240-96812-4	1	D	15:34	X	X	X																					
240-96812-5	1	D	15:34	X	X	X																					
240-96812-6	1	D	15:34	X	X	X																					
240-96812-11	1	D	15:34	X	X	X																					
240-96812-12	1	D	15:34	X	X	X																					
240-96812-13	1	D	15:34	X	X	X																					
240-96812-14	1	D	15:34	X	X	X																					
240-96812-15	1	D	15:34	X	X	X																					
240-96812-16	1	D	15:34	X	X	X																					
240-96812-17	1	D	15:34	X	X	X																					
240-96812-18	1	D	15:34	X	X	X																					
240-96812-19	1	D	15:34	X	X	X																					
240-96812-20	1	D	15:34	X	X	X																					
240-96812-21	1	D	15:34	X	X	X																					
240-96812-22	1	D	15:34	X	X	X																					
240-96812-24	1	D	15:34	X	X	X																					
240-96812-25	1	D	15:34	X	X	X																					
240-96812-26	1	D	15:34	X	X	X																					
240-96812-27	1	D	15:34	X	X	X																					
240-96812-31	1	D	15:34	X	X	X																					
240-96812-32	1	D	15:34	X	X	X																					
240-96812-33	1	D	15:34	X	X	X																					
240-96812-34	1	D	15:34	X	X	X																					
240-96812-35	1	D	15:34	X	X	X																					
240-96812-36	1	D	15:34	X	X	X																					
240-96812-37	1	D	15:34	X	X	X																					
240-96812-38	1	D	15:34	X	X	X																					
240-96812-39	1	D	15:34	X	X	X																					
240-96812-40	1	D	15:34	X	X	X																					
240-96812-41	1	D	15:34	X	X	X																					
240-96812-42	1	D	15:34	X	X	X																					
240-96812-43	1	D	15:34	X	X	X																					
240-96812-44	1	D	15:34	X	X	X																					
ZZZZZZ			15:34																								
ZZZZZZ			15:34																								

FORM XIII-IN

13-IN
ANALYSIS RUN LOG
METALS

Lab Name: TestAmerica Canton Job No.: 240-96812-1

SDG No.:

Instrument ID: NOEQUIP Analysis Method: SM 2340B

Start Date: 06/20/2018 15:34 End Date: 06/20/2018 15:34

Lab Sample Id	D/F	Type	Time	Analytes																								
				CaCO3	HardCC	MgHARD																						
ZZZZZZ			15:34																									
ZZZZZZ			15:34																									
ZZZZZZ			15:34																									
ZZZZZZ			15:34																									
ZZZZZZ			15:34																									
ZZZZZZ			15:34																									
ZZZZZZ			15:34																									
ZZZZZZ			15:34																									
ZZZZZZ			15:34																									
ZZZZZZ			15:34																									
ZZZZZZ			15:34																									
ZZZZZZ			15:34																									

Prep Types:
D = Dissolved

FORM XIII-IN

15-IN
ICP-MS INTERNAL STANDARDS RELATIVE INTENSITY SUMMARY
METALS

Lab Name: TestAmerica Canton Job No.: 240-96812-1

SDG No.:

ICP-MS Instrument ID: I10 Start Date: 06/15/2018 End Date: 06/15/2018

Lab Sample ID	Time	Internal Standards %RI For:									
		Element Li-6	Q	Element Sc/1	Q	Element Sc/2	Q	Element Rh	Q	Element In	Q
STD1 240-332093/3 IC	14:20	105		105		103		101		105	
STD2 240-332093/4 IC	14:24	102		102		103		98		101	
STD3 240-332093/5 IC	14:29	102		105		102		97		99	
STD4 240-332093/6 IC	14:33	100		103		101		104		110	
ICV 240-332093/7	14:38	105		105		105		103		110	
ICB 240-332093/8	14:42	102		104		100		102		111	
ICVL 240-332093/9	14:47	101		102		100		102		110	
ICSA 240-332093/10	14:51	99		104		104		98		102	
ICSAB 240-332093/11	14:55	101		106		106		98		101	
CCV 240-332093/65	19:02	86		94		93		97		100	
CCB 240-332093/66	19:07	83		86		87		97		97	
MB 240-330992/1-A	19:33	73		78		84		97		94	
LCS 240-330992/2-A	19:38	72		79		85		94		94	
CCV 240-332093/77	19:56	80		87		91		94		98	
CCB 240-332093/78	20:00	79		83		85		94		93	
240-96812-26	20:27	79		87		89		96		98	
240-96812-27	20:32	79		88		88		93		95	
240-96812-31	20:36	79		86		88		92		94	
240-96812-32	20:41	79		87		88		93		95	
240-96812-33	20:45	80		86		89		94		96	
CCV 240-332093/89	20:50	81		87		89		94		96	
CCB 240-332093/90	20:54	80		83		87		97		96	
240-96812-34	20:59	81		87		89		95		99	
240-96812-35	21:03	80		87		88		94		97	
240-96812-36	21:08	81		87		89		94		96	
240-96812-37	21:12	81		88		89		93		94	
240-96812-38	21:17	79		87		88		92		95	
240-96812-39	21:21	80		85		88		92		95	
240-96812-40	21:26	79		86		87		95		98	
240-96812-41	21:30	79		86		87		92		96	
240-96812-42	21:35	79		85		87		93		94	
240-96812-43	21:39	78		85		86		90		93	
CCV 240-332093/101	21:44	79		86		86		88		91	
CCB 240-332093/102	21:48	78		81		84		90		90	
240-96812-44	21:53	79		85		87		92		94	
CCV 240-332093/113	22:37	80		91		90		94		94	
CCB 240-332093/114	22:42	80		84		86		93		93	

FORM XV - IN

15-IN
ICP-MS INTERNAL STANDARDS RELATIVE INTENSITY SUMMARY
METALS

Lab Name: TestAmerica Canton Job No.: 240-96812-1

SDG No.:

ICP-MS Instrument ID: I10 Start Date: 06/15/2018 End Date: 06/15/2018

Lab Sample ID	Time	Internal Standards %RI For:									
		Element Tb	Q	Element Ho	Q	Element Bi	Q	Element	Q	Element	Q
STD1 240-332093/3 IC	14:20	105		105		104					
STD2 240-332093/4 IC	14:24	107		104		101					
STD3 240-332093/5 IC	14:29	106		109		101					
STD4 240-332093/6 IC	14:33	106		106		102					
ICV 240-332093/7	14:38	111		113		105					
ICB 240-332093/8	14:42	106		109		102					
ICVL 240-332093/9	14:47	107		108		103					
ICSA 240-332093/10	14:51	107		107		102					
ICSAB 240-332093/11	14:55	107		105		99					
CCV 240-332093/65	19:02	105		105		100					
CCB 240-332093/66	19:07	103		100		98					
MB 240-330992/1-A	19:33	100		100		98					
LCS 240-330992/2-A	19:38	101		102		95					
CCV 240-332093/77	19:56	104		104		98					
CCB 240-332093/78	20:00	97		98		94					
240-96812-26	20:27	103		102		96					
240-96812-27	20:32	100		100		94					
240-96812-31	20:36	100		99		94					
240-96812-32	20:41	100		102		94					
240-96812-33	20:45	102		102		95					
CCV 240-332093/89	20:50	103		105		95					
CCB 240-332093/90	20:54	101		103		95					
240-96812-34	20:59	104		106		96					
240-96812-35	21:03	101		101		95					
240-96812-36	21:08	100		100		95					
240-96812-37	21:12	101		99		94					
240-96812-38	21:17	103		104		97					
240-96812-39	21:21	101		102		94					
240-96812-40	21:26	104		104		96					
240-96812-41	21:30	102		101		94					
240-96812-42	21:35	101		99		93					
240-96812-43	21:39	98		98		94					
CCV 240-332093/101	21:44	97		97		93					
CCB 240-332093/102	21:48	95		94		91					
240-96812-44	21:53	100		101		94					
CCV 240-332093/113	22:37	101		100		94					
CCB 240-332093/114	22:42	98		97		93					

FORM XV - IN

15-IN
ICP-MS INTERNAL STANDARDS RELATIVE INTENSITY SUMMARY
METALS

Lab Name: TestAmerica Canton Job No.: 240-96812-1

SDG No.:

ICP-MS Instrument ID: I10 Start Date: 06/18/2018 End Date: 06/18/2018

Lab Sample ID	Time	Internal Standards %RI For:									
		Element Li-6	Q	Element Sc/1	Q	Element Sc/2	Q	Element Rh	Q	Element In	Q
STD1 240-332270/3 IC	11:20	105		105		103		103		107	
STD2 240-332270/4 IC	11:25	102		105		105		100		105	
STD3 240-332270/5 IC	11:29	104		105		105		100		102	
STD4 240-332270/6 IC	11:34	100		102		103		100		105	
ICV 240-332270/7	11:38	104		107		105		102		105	
ICB 240-332270/8	11:43	104		102		102		101		103	
ICVL 240-332270/9	11:47	104		105		105		103		107	
ICSA 240-332270/10	11:52	102		105		106		98		103	
ICSAB 240-332270/11	11:56	100		107		107		100		103	
CCV 240-332270/113	19:32	93		108		100		103		104	
CCB 240-332270/114	19:36	93		102		95		101		101	
MB 240-330996/1-A ^5	19:45	93		101		96		100		101	
LCS 240-330996/2-A ^5	19:50	97		106		99		103		103	
240-96812-1	19:54	95		107		101		100		105	
240-96812-1 SD	19:59	93		101		95		98		100	
240-96812-1 MS	20:03	96		108		100		99		105	
240-96812-1 MSD	20:08	95		105		99		101		103	
240-96812-2	20:16	97		106		100		100		106	
240-96812-3	20:21	96		107		99		99		106	
CCV 240-332270/125	20:25	92		107		100		99		103	
CCB 240-332270/126	20:30	94		101		94		99		101	
240-96812-4	20:34	94		106		100		99		104	
240-96812-5	20:39	95		106		101		99		104	
240-96812-6	20:43	94		106		101		101		107	
240-96812-11	20:48	95		107		100		100		104	
240-96812-12	20:53	95		106		99		101		107	
240-96812-13	20:57	95		107		101		101		105	
240-96812-14	21:01	95		106		100		101		104	
240-96812-15	21:06	95		105		101		99		104	
240-96812-16	21:10	95		106		100		100		105	
240-96812-17	21:15	96		105		102		99		104	
CCV 240-332270/137	21:19	93		106		99		101		104	
CCB 240-332270/138	21:24	90		102		95		99		101	
240-96812-18	21:28	94		104		100		100		105	
240-96812-19	21:33	94		106		101		101		108	
240-96812-20	21:37	94		106		102		102		108	
240-96812-21	21:42	94		107		101		102		107	
240-96812-22	21:46	95		107		101		103		108	

FORM XV - IN

15-IN
ICP-MS INTERNAL STANDARDS RELATIVE INTENSITY SUMMARY
METALS

Lab Name: TestAmerica Canton Job No.: 240-96812-1

SDG No.:

ICP-MS Instrument ID: I10 Start Date: 06/18/2018 End Date: 06/18/2018

Lab Sample ID	Time	Internal Standards %RI For:									
		Element Li-6	Q	Element Sc/1	Q	Element Sc/2	Q	Element Rh	Q	Element In	Q
240-96812-24	21:51	96		107		101		102		108	
240-96812-25	21:55	95		108		102		103		108	
CCV 240-332270/149	22:13	93		105		101		101		106	
CCB 240-332270/150	22:18	91		99		94		99		99	

FORM XV - IN

15-IN
ICP-MS INTERNAL STANDARDS RELATIVE INTENSITY SUMMARY
METALS

Lab Name: TestAmerica Canton Job No.: 240-96812-1

SDG No.:

ICP-MS Instrument ID: I10 Start Date: 06/18/2018 End Date: 06/18/2018

Lab Sample ID	Time	Internal Standards %RI For:									
		Element Tb	Q	Element Ho	Q	Element Bi	Q	Element	Q	Element	Q
STD1 240-332270/3 IC	11:20	104		106		104					
STD2 240-332270/4 IC	11:25	102		106		102					
STD3 240-332270/5 IC	11:29	101		106		98					
STD4 240-332270/6 IC	11:34	100		105		101					
ICV 240-332270/7	11:38	102		105		101					
ICB 240-332270/8	11:43	98		101		99					
ICVL 240-332270/9	11:47	102		105		102					
ICSA 240-332270/10	11:52	104		105		100					
ICSAB 240-332270/11	11:56	103		107		101					
CCV 240-332270/113	19:32	101		106		97					
CCB 240-332270/114	19:36	96		99		94					
MB 240-330996/1-A ^5	19:45	96		99		95					
LCS 240-330996/2-A ^5	19:50	100		103		99					
240-96812-1	19:54	100		104		96					
240-96812-1 SD	19:59	96		98		93					
240-96812-1 MS	20:03	100		103		96					
240-96812-1 MSD	20:08	100		102		95					
240-96812-2	20:16	101		102		95					
240-96812-3	20:21	98		102		95					
CCV 240-332270/125	20:25	97		102		95					
CCB 240-332270/126	20:30	94		97		93					
240-96812-4	20:34	99		103		95					
240-96812-5	20:39	99		102		95					
240-96812-6	20:43	102		103		95					
240-96812-11	20:48	100		105		95					
240-96812-12	20:53	100		104		94					
240-96812-13	20:57	102		105		94					
240-96812-14	21:01	99		102		94					
240-96812-15	21:06	102		103		94					
240-96812-16	21:10	100		103		94					
240-96812-17	21:15	100		103		95					
CCV 240-332270/137	21:19	101		105		95					
CCB 240-332270/138	21:24	98		101		95					
240-96812-18	21:28	101		102		96					
240-96812-19	21:33	102		105		95					
240-96812-20	21:37	102		104		96					
240-96812-21	21:42	104		104		95					
240-96812-22	21:46	101		105		95					

FORM XV - IN

15-IN
ICP-MS INTERNAL STANDARDS RELATIVE INTENSITY SUMMARY
METALS

Lab Name: TestAmerica Canton Job No.: 240-96812-1

SDG No.:

ICP-MS Instrument ID: I10 Start Date: 06/18/2018 End Date: 06/18/2018

Lab Sample ID	Time	Internal Standards %RI For:									
		Element Tb	Q	Element Ho	Q	Element Bi	Q	Element	Q	Element	Q
240-96812-24	21:51	102		106		96					
240-96812-25	21:55	104		106		97					
CCV 240-332270/149	22:13	101		104		96					
CCB 240-332270/150	22:18	95		98		93					

FORM XV - IN

VOA Calibration Calculations:

Initial Calibration 6/5/2018
Instrument A3UX12

Cis-1,2-dichloroethene

Analyte Concentration	Analyte Response	Internal Standard Response	Internal Standard Amount	RRF	Reported RRF
0.5	11414	1493797	20	0.3056	0.3056
1	23012	1579290	20	0.2914	0.2914
10	220315	1678417	20	0.2625	0.2625
20	402199	1426703	20	0.2819	0.2819
30	671507	1599548	20	0.2799	0.2799
40	898011	1652225	20	0.2718	0.2718
60	1344341	1691524	20	0.2649	0.2649
			Average	0.2797	0.2797
			Standard Deviation	0.0152	
			RSD	0.0544	
			%RSD	5.4444	5.4

Continuing Calibration 06/15/2018@ 11:08
Instrument A3UX12

Cis-1,2-dichloroethene

Analyte Concentration	Analyte Response	Internal Standard Response	Internal Standard Amount	RRF	%D	Reported RRF	Reported %D
20	232639	968135	20	0.2403	-14.088	0.2403	-14.1

MSA
SDG 240-96812-1

SAMPLE IDENTIFICATION	MSA-SW38A
COMPOUND	cis-1,2-dichloroethene
COMPOUND AREA	3906
INTERNAL STANDARD AMOUNT (ng)	20
DILUTION FACTOR	1
INTERNAL STANDARD AREA	845177
AVERAGE RRF	0.2797
VOLUME OF SAMPLE (g)	5
VOLUME EXTRACT (ml)	5
INJECTION VOLUME (µl)	1

CONCENTRATION = 0.33 ug/L

Sample Report

Sample Table

Sample Name	240-96812-d-26-a@5
Data File Name	084SMPL.d
Data Path Name	D:\Analytical Runs\I10061518C.b
Acq Date Time	2018-06-15T20:27:29-04:00
Sample Type	Sample
Dilution	1
Comment	
ISTD Ref FileName	002CALB.d
Sample QC Pass/Fail	Pass
ISTD Pass/Fail	Pass

SAMPLE MSA-SW-41C

Copper 16 ug/L

3.103 * 5xdilution = 15.515 ug/L

Calcium hardness
5109.642*2.497*5/1000 = 63.79 mg/L
Magnesium hardness
7707.670*4.118*5/1000 = 158.7 mg/L
Hardness
63.79+158.7 = 222.49 mg/L

QC Analyte Table

Name	Mass	ISTD Mass	Tune Step	Tune Mode	Conc	FinalConc	Conc %RSD	CPS	%RSD	LDR	QC Flag
Li	7	6	2	NoGas	1.894	1.894	6.49	105005	0.00	10000	
Be	9	6	2	NoGas	0.329	0.329	6.72	962	0.03	2000	
B	11	45	2	NoGas	73.610	73.610	2.51	104602	0.07	300	
Na	23	45	1	He	60583.305	60583.305	1.09	59676486	0.10	500000	
Mg	24	45	1	He	7701.670	7701.670	1.98	4078892	0.19	500000	
Al	27	45	1	He	4.951	4.951	6.63	2722	0.18	200000	
K	39	45	1	He	2738.369	2738.369	0.69	2638937	0.10	500000	
Ca	44	45	1	He	5109.642	5109.642	1.07	104602	4.88	500000	
Ti	47	45	1	He	-0.012	-0.012	-171.46	27	-0.04	2500	
V	51	45	1	He	0.196	0.196	63.83	628	0.03	10000	
Cr	52	45	1	He	0.082	0.082	2.38	903	0.01	10000	
Mn	55	45	1	He	0.883	0.883	3.40	4741	0.02	10000	
Fe	56	45	1	He	3.752	3.752	2.75	29291	0.01	200000	
Co	59	103	1	He	0.032	0.032	26.39	302	0.01	5000	
Ni	60	103	1	He	0.271	0.271	12.79	489	0.06	10000	
Cu	63	103	1	He	3.103	3.103	4.07	11790	0.03	10000	
Zn	66	103	1	He	1.988	1.988	4.02	3118	0.06	10000	
As	75	103	1	He	0.187	0.187	14.18	697	0.03	10000	
Se	78	45	1	He	-0.869	-0.869	-49.56	508	-0.17	10000	
Sr	88	103	1	He	55.460	55.460	1.65	326533	0.02	10000	
Mo	95	103	1	He	0.112	0.112	10.71	517	0.02	2000	
Ag	107	103	1	He	0.002	0.002	70.64	39	0.00	100	
Cd	111	115	1	He	0.037	0.037	11.09	52	0.07	4000	
Sn	118	115	1	He	-0.160	-0.160	-42.50	1223	-0.01	2000	
Sb	123	115	1	He	0.096	0.096	25.74	756	0.01	200	
Ba	137	115	1	He	2.270	2.270	1.95	2196	0.10	10000	
W	182	159	1	He	-0.001	-0.001	-508.00	326	0.00	2500	
Tl	205	165	1	He	0.002	0.002	125.29	149	0.00	2000	
Pb	208	165	1	He	0.122	0.122	2.23	1449	0.01	4000	

QC ISTD Table

Name	Mass	Tune Step	Tune Mode	CPS	%RSD	Ref CPS	%Rec	%QC Low	%QC High	QC Flag
Li	6	2	NoGas	1195216	1.31	1512517	79.02	60	120	
Sc	45	1	He	1417347	0.58	1628803	87.02	60	120	
Sc	45	2	NoGas	6183021	1.28	6967020	88.75	60	120	
Rh	103	1	He	1835135	1.43	1918088	95.68	60	120	
In	115	1	He	1378105	2.95	1410931	97.67	60	120	
Tb	159	1	He	2266278	0.99	2203527	102.85	60	120	
Ho	165	1	He	1983355	1.45	1937741	102.35	60	120	
Bi	209	1	He	1126681	0.20	1169642	96.33	60	120	

TETRA TECH

INTERNAL CORRESPONDENCE

TO: **M. MARTIN** **DATE:** **JULY 17, 2018**

FROM: **MICHELLE L. WOEBER** **COPIES:** **DV FILE**

SUBJECT: **INORGANIC DATA VALIDATION – HEXAVALENT CHROMIUM**
LOCKHEED MARTIN CORPORATION (LMC) – MARTIN STATE AIRPORT (MSA)
FROG MORTAR CREEK
SAMPLE DELIVERY GROUP (SDG) TLG-017

SAMPLES: 36/Aqueous/Hexavalent Chromium

MSA-SW37A-060718	MSA-SW37B-060718	MSA-SW37C-060718
MSA-SW37D-060718	MSA-SW38A-060718	MSA-SW38B-060718
MSA-SW38C-060718	MSA-SW38D-060718	MSA-SW39A-060718
MSA-SW39B-060718	MSA-SW39C-060718	MSA-SW39D-060718
MSA-SW40A-060718	MSA-SW40B-060718	MSA-SW40C-060718
MSA-SW40D-060718	MSA-SW41A-060718	MSA-SW41B-060718
MSA-SW41C-060718	MSA-SW41D-060718	MSA-SW42A-060718
MSA-SW42B-060718	MSA-SW42C-060718	MSA-SW42D-060718
MSA-SW43A-060718	MSA-SW43B-060718	MSA-SW43C-060718
MSA-SW43D-060718	MSA-SW44A-060718	MSA-SW44B-060718
MSA-SW44C-060718	MSA-SW44D-060718	MSA-SW45A-060718
MSA-SW45B-060718	MSA-SW45C-060718	MSA-SW45D-060718

Overview

The sample set for LMC – MSA Frog Mortar Creek, SDG TLG-017 consisted of thirty-six (36) aqueous environmental samples. All thirty-six (36) aqueous samples were analyzed for hexavalent chromium. No field duplicate pair was included in the sample delivery group (SDG).

The samples were collected by Tetra Tech, Inc. on June 7, 2018 and analyzed by ALS Environmental. All analyses were conducted in accordance with EPA Method 218.6 analytical and reporting protocols.

The data contained in these SDGs were validated with regard to the following parameters: data completeness, holding times and sample preservation, initial/continuing calibrations, laboratory method blank results, laboratory control sample results, matrix spike/matrix spike duplicate results, chromatographic resolution, analyte quantitation, and detection limits. Areas of concern are listed below.

Major

No major issues were identified.

Minor

- The Matrix Spike/Matrix Spike Duplicate (MS/MSD) analyses performed on samples MSA-SW39A-060718 and MSA-SW43C-060718 had Percent Recoveries (%Rs) for hexavalent chromium below the lower quality control limit. The MS/MSD analyses performed on MSA-SW37A-060718 had acceptable %Rs. The non-detected results reported for samples MSA-SW39A-060718 and MSA-SW43C-060718 were qualified as estimated, (UJ). The remaining samples were not qualified because not all MS/MSD %Rs were outside the quality control limits.

Notes

The sample Chain of Custodies (COCs) did not have the full sample identifications. The sample identifications were corrected in the database.

All samples were properly preserved to a pH of 9.0 – 9.5 and analyzed within 24 hours of sample receipt.

The non-detected results were reported to the Method Detection Limit (MDL).

Executive Summary

Laboratory Performance: None.

Other Factors Affecting Data Quality: None.

The data for these analyses were reviewed with reference to the "National Functional Guidelines for Inorganic Review" (January 2017). The text of this report has been formulated to address only those areas affecting data quality.

Michelle L. Woeber

Tetra Tech, Inc.
Michelle L. Woeber
Chemist/Data Validator

Joseph A. Samchuck

Tetra Tech, Inc.
Joseph A. Samchuck
Data Validation Manager

Attachments:
Appendix A – Qualified Analytical Results
Appendix B – Results as Reported by the Laboratory
Appendix C – Support Documentation

Data Qualifier Definitions

The following definitions provide brief explanations of the validation qualifiers assigned to results in the data review process.

U	The analyte was analyzed for, but was not detected at a level greater than or equal to the level of the adjusted detection limit.
J	The result is an estimated quantity. The associated numerical value is the approximate concentration of the analyte in the sample (due either to the quality of the data generated because certain quality control criteria were not met, or the concentration of the analyte was below the reporting limit).
J+	The result is an estimated quantity, but the result may be biased high.
J-	The result is an estimated quantity, but the result may be biased low.
UJ	The analyte was analyzed for, but was not detected. The reported detection limit is approximate and may be inaccurate or imprecise.
NJ	The analyte has been “tentatively identified” or “presumptively” as present and the associated numerical value is the estimated concentration in the sample.
R	The sample result (detected) is unusable due to the quality of the data generated because certain criteria were not met. The analyte may or may not be present in the sample.
UR	The sample result (nondetected) is unusable due to the quality of the data generated because certain criteria were not met. The analyte may or may not be present in the sample.
X	The sample results (including non-detects) were affected by serious deficiencies in the ability to analyze the sample and meet published method and project quality control criteria. The presence or absence of the analyte cannot be substantiated by the data provided. Acceptance or rejection of the data should be decided by the project team, but exclusion of the data is recommended.

Appendix A

Qualified Analytical Results

Qualifier Codes:

A = Lab Blank Contamination
B = Field Blank Contamination
C = Calibration Noncompliance (i.e., % RSDs, %Ds, ICVs, CCVs, RRFs, etc.)
C01 = GC/MS Tuning Noncompliance
D = MS/MSD Recovery Noncompliance
E = LCS/LCSD Recovery Noncompliance
F = Lab Duplicate Imprecision
G = Field Duplicate Imprecision
H = Holding Time Exceedance
I = ICP Serial Dilution Noncompliance
J = ICP PDS Recovery Noncompliance; MSA's r < 0.995
K = ICP Interference - includes ICS % R Noncompliance
L = Instrument Calibration Range Exceedance
M = Sample Preservation Noncompliance
N = Internal Standard Noncompliance
N01 = Internal Standard Recovery Noncompliance Dioxins
N02 = Recovery Standard Noncompliance Dioxins
N03 = Clean-up Standard Noncompliance Dioxins
O = Poor Instrument Performance (i.e., base-time drifting)
P = Uncertainty near detection limit (< 2 x IDL for inorganics and <CRQL for organics)
Q = Other problems (can encompass a number of issues; i.e.chromatography,interferences, etc.)
R = Surrogates Recovery Noncompliance
S = Pesticide/PCB Resolution
T = % Breakdown Noncompliance for DDT and Endrin
U = RPD between columns/detectors >40% for positive results determined via GC/HPLC
V = Non-linear calibrations; correlation coefficient r < 0.995
W = EMPC result
X = Signal to noise response drop
Y = Percent solids <30%
Z = Uncertainty at 2 standard deviations is greater than sample activity
Z1 = Tentatively Identified Compound considered presumptively present
Z2 = Tentatively Identified Compound column bleed
Z3 = Tentatively Identified Compound aldol condensate
Z4 = Sample activity is less than the at uncertainty at 3 standard deviations and greater than the MDC
Z5 = Sample activity is less than the at uncertainty at 3 standard deviations and less than the MDC

PROJ_NO: 08424	NSAMPLE	MSA-SW37A-060718			MSA-SW37B-060718			MSA-SW37C-060718			MSA-SW37D-060718		
SDG: TLG-017	LAB_ID	2319228021			2319228022			2319228023			2319228024		
FRACTION: MISC	SAMP_DATE	6/7/2018			6/7/2018			6/7/2018			6/7/2018		
MEDIA: WATER	QC_TYPE	NM			NM			NM			NM		
	UNITS	UG/L			UG/L			UG/L			UG/L		
	PCT_SOLIDS	0.0			0.0			0.0			0.0		
	DUP_OF												
PARAMETER		RESULT	VQL	QLCD	RESULT	VQL	QLCD	RESULT	VQL	QLCD	RESULT	VQL	QLCD
HEXAVALENT CHROMIUM		0.047	U		0.047	U		0.047	U		0.047	U	

PROJ_NO: 08424	NSAMPLE	MSA-SW38A-060718			MSA-SW38B-060718			MSA-SW38C-060718			MSA-SW38D-060718		
SDG: TLG-017	LAB_ID	2319228013			2319228014			2319228015			2319228016		
FRACTION: MISC	SAMP_DATE	6/7/2018			6/7/2018			6/7/2018			6/7/2018		
MEDIA: WATER	QC_TYPE	NM			NM			NM			NM		
	UNITS	UG/L			UG/L			UG/L			UG/L		
	PCT_SOLIDS	0.0			0.0			0.0			0.0		
	DUP_OF												
PARAMETER		RESULT	VQL	QLCD	RESULT	VQL	QLCD	RESULT	VQL	QLCD	RESULT	VQL	QLCD
HEXAVALENT CHROMIUM		0.047	U		0.047	U		0.047	U		0.047	U	

PROJ_NO: 08424	NSAMPLE	MSA-SW39A-060718			MSA-SW39B-060718			MSA-SW39C-060718			MSA-SW39D-060718		
SDG: TLG-017	LAB_ID	2319228001			2319228002			2319228003			2319228004		
FRACTION: MISC	SAMP_DATE	6/7/2018			6/7/2018			6/7/2018			6/7/2018		
MEDIA: WATER	QC_TYPE	NM			NM			NM			NM		
	UNITS	UG/L			UG/L			UG/L			UG/L		
	PCT_SOLIDS	0.0			0.0			0.0			0.0		
	DUP_OF												
PARAMETER		RESULT	VQL	QLCD	RESULT	VQL	QLCD	RESULT	VQL	QLCD	RESULT	VQL	QLCD
HEXAVALENT CHROMIUM		0.047	UJ	D	0.047	U		0.047	U		0.047	U	

PROJ_NO: 08424	NSAMPLE	MSA-SW40A-060718			MSA-SW40B-060718			MSA-SW40C-060718			MSA-SW40D-060718		
SDG: TLG-017	LAB_ID	2319228017			2319228018			2319228019			2319228020		
FRACTION: MISC	SAMP_DATE	6/7/2018			6/7/2018			6/7/2018			6/7/2018		
MEDIA: WATER	QC_TYPE	NM			NM			NM			NM		
	UNITS	UG/L			UG/L			UG/L			UG/L		
	PCT_SOLIDS	0.0			0.0			0.0			0.0		
	DUP_OF												
PARAMETER		RESULT	VQL	QLCD	RESULT	VQL	QLCD	RESULT	VQL	QLCD	RESULT	VQL	QLCD
HEXAVALENT CHROMIUM		0.047	U		0.047	U		0.047	U		0.047	U	

PROJ_NO: 08424	NSAMPLE	MSA-SW41A-060718			MSA-SW41B-060718			MSA-SW41C-060718			MSA-SW41D-060718		
SDG: TLG-017	LAB_ID	2319228025			2319228026			2319228027			2319228028		
FRACTION: MISC	SAMP_DATE	6/7/2018			6/7/2018			6/7/2018			6/7/2018		
MEDIA: WATER	QC_TYPE	NM			NM			NM			NM		
	UNITS	UG/L			UG/L			UG/L			UG/L		
	PCT_SOLIDS	0.0			0.0			0.0			0.0		
	DUP_OF												
PARAMETER		RESULT	VQL	QLCD	RESULT	VQL	QLCD	RESULT	VQL	QLCD	RESULT	VQL	QLCD
HEXAVALENT CHROMIUM		0.047	U		0.047	U		0.047	U		0.047	U	

PROJ_NO: 08424	NSAMPLE	MSA-SW42A-060718			MSA-SW42B-060718			MSA-SW42C-060718			MSA-SW42D-060718		
SDG: TLG-017	LAB_ID	2319228033			2319228034			2319228035			2319228036		
FRACTION: MISC	SAMP_DATE	6/7/2018			6/7/2018			6/7/2018			6/7/2018		
MEDIA: WATER	QC_TYPE	NM			NM			NM			NM		
	UNITS	UG/L			UG/L			UG/L			UG/L		
	PCT_SOLIDS	0.0			0.0			0.0			0.0		
	DUP_OF												
PARAMETER		RESULT	VQL	QLCD	RESULT	VQL	QLCD	RESULT	VQL	QLCD	RESULT	VQL	QLCD
HEXAVALENT CHROMIUM		0.047	U		0.047	U		0.047	U		0.047	U	

PROJ_NO: 08424	NSAMPLE	MSA-SW43A-060718			MSA-SW43B-060718			MSA-SW43C-060718			MSA-SW43D-060718		
SDG: TLG-017	LAB_ID	2319228009			2319228010			2319228011			2319228012		
FRACTION: MISC	SAMP_DATE	6/7/2018			6/7/2018			6/7/2018			6/7/2018		
MEDIA: WATER	QC_TYPE	NM			NM			NM			NM		
	UNITS	UG/L			UG/L			UG/L			UG/L		
	PCT_SOLIDS	0.0			0.0			0.0			0.0		
	DUP_OF												
PARAMETER		RESULT	VQL	QLCD	RESULT	VQL	QLCD	RESULT	VQL	QLCD	RESULT	VQL	QLCD
HEXAVALENT CHROMIUM		0.047	U		0.047	U		0.047	UJ	D	0.047	U	

PROJ_NO: 08424	NSAMPLE	MSA-SW44A-060718			MSA-SW44B-060718			MSA-SW44C-060718			MSA-SW44D-060718		
SDG: TLG-017	LAB_ID	2319228005			2319228006			2319228007			2319228008		
FRACTION: MISC	SAMP_DATE	6/7/2018			6/7/2018			6/7/2018			6/7/2018		
MEDIA: WATER	QC_TYPE	NM			NM			NM			NM		
	UNITS	UG/L			UG/L			UG/L			UG/L		
	PCT_SOLIDS	0.0			0.0			0.0			0.0		
	DUP_OF												
PARAMETER		RESULT	VQL	QLCD	RESULT	VQL	QLCD	RESULT	VQL	QLCD	RESULT	VQL	QLCD
HEXAVALENT CHROMIUM		0.047	U		0.047	U		0.047	U		0.047	U	

PROJ_NO: 08424	NSAMPLE	MSA-SW45A-060718			MSA-SW45B-060718			MSA-SW45C-060718			MSA-SW45D-060718		
SDG: TLG-017	LAB_ID	2319228029			2319228030			2319228031			2319228032		
FRACTION: MISC	SAMP_DATE	6/7/2018			6/7/2018			6/7/2018			6/7/2018		
MEDIA: WATER	QC_TYPE	NM			NM			NM			NM		
	UNITS	UG/L			UG/L			UG/L			UG/L		
	PCT_SOLIDS	0.0			0.0			0.0			0.0		
	DUP_OF												
PARAMETER		RESULT	VQL	QLCD	RESULT	VQL	QLCD	RESULT	VQL	QLCD	RESULT	VQL	QLCD
HEXAVALENT CHROMIUM		0.047	U		0.047	U		0.047	U		0.047	U	

Appendix B

Results as Reported by the Laboratory

ALS Environmental
34 Dogwood Lane ■ Middletown, PA 17057 ■ Phone: 717-944-5541 ■ Fax: 717-944-1430 ■ www.alsglobal.com

NELAP Certifications: NJ PA010 , NY 11759 , PA 22-293 DoD ELAP: A2LA 0818.01
State Certifications: DE ID 11 , MA PA0102 , MD 128 , VA 460157 , WV 343

ANALYTICAL RESULTS

Workorder: 2319228 TLG016| Lockheed Martin Middle

Lab ID: **2319228001** Date Collected: 6/7/2018 09:43 Matrix: Water
Sample ID: **SW39A** Date Received: 6/7/2018 22:10

Parameters	Results	Flag	Units	RDL	MDL	Method	Prepared By	Analyzed	By	*Cntr*
WET CHEMISTRY										
Hexavalent Chromium	ND	1	ug/L	0.25	0.047	EPA 218.6		6/8/18 06:49	MBW	A

Vanessa N. Badman
Mrs. Vanessa N Badman
Project Coordinator

ALS Environmental
34 Dogwood Lane ■ Middletown, PA 17057 ■ Phone: 717-944-5541 ■ Fax: 717-944-1430 ■ www.alsglobal.com

NELAP Certifications: NJ PA010 , NY 11759 , PA 22-293 DoD ELAP: A2LA 0818.01
State Certifications: DE ID 11 , MA PA0102 , MD 128 , VA 460157 , WV 343

ANALYTICAL RESULTS

Workorder: 2319228 TLG016| Lockheed Martin Middle

Lab ID: **2319228002** Date Collected: 6/7/2018 09:48 Matrix: Water
Sample ID: **SW39B** Date Received: 6/7/2018 22:10

Parameters	Results	Flag	Units	RDL	MDL	Method	Prepared By	Analyzed	By	*Cntr*
WET CHEMISTRY										
Hexavalent Chromium	ND		ug/L	0.25	0.047	EPA 218.6		6/8/18 07:20	MBW	A

Vanessa N. Badman
Mrs. Vanessa N Badman
Project Coordinator

ALS Environmental
34 Dogwood Lane ■ Middletown, PA 17057 ■ Phone: 717-944-5541 ■ Fax: 717-944-1430 ■ www.alsglobal.com

NELAP Certifications: NJ PA010 , NY 11759 , PA 22-293 DoD ELAP: A2LA 0818.01
State Certifications: DE ID 11 , MA PA0102 , MD 128 , VA 460157 , WV 343

ANALYTICAL RESULTS

Workorder: 2319228 TLG016| Lockheed Martin Middle

Lab ID: **2319228003** Date Collected: 6/7/2018 09:52 Matrix: Water
Sample ID: **SW39C** Date Received: 6/7/2018 22:10

Parameters	Results	Flag	Units	RDL	MDL	Method	Prepared By	Analyzed	By	*Cntr*
WET CHEMISTRY										
Hexavalent Chromium	ND		ug/L	0.25	0.047	EPA 218.6		6/8/18 07:30	MBW	A

Vanessa N. Badman
Mrs. Vanessa N Badman
Project Coordinator

ALS Environmental
34 Dogwood Lane ■ Middletown, PA 17057 ■ Phone: 717-944-5541 ■ Fax: 717-944-1430 ■ www.alsglobal.com

NELAP Certifications: NJ PA010 , NY 11759 , PA 22-293 DoD ELAP: A2LA 0818.01
State Certifications: DE ID 11 , MA PA0102 , MD 128 , VA 460157 , WV 343

ANALYTICAL RESULTS

Workorder: 2319228 TLG016| Lockheed Martin Middle

Lab ID: **2319228004** Date Collected: 6/7/2018 09:56 Matrix: Water
Sample ID: **SW39D** Date Received: 6/7/2018 22:10

Parameters	Results	Flag	Units	RDL	MDL	Method	Prepared By	Analyzed	By	*Cntr*
WET CHEMISTRY										
Hexavalent Chromium	ND		ug/L	0.25	0.047	EPA 218.6		6/8/18 07:41	MBW	A

Vanessa N. Badman
Mrs. Vanessa N Badman
Project Coordinator

ALS Environmental
34 Dogwood Lane ■ Middletown, PA 17057 ■ Phone: 717-944-5541 ■ Fax: 717-944-1430 ■ www.alsglobal.com

NELAP Certifications: NJ PA010 , NY 11759 , PA 22-293 DoD ELAP: A2LA 0818.01
State Certifications: DE ID 11 , MA PA0102 , MD 128 , VA 460157 , WV 343

ANALYTICAL RESULTS

Workorder: 2319228 TLG016| Lockheed Martin Middle

Lab ID: **2319228005** Date Collected: 6/7/2018 10:19 Matrix: Water
Sample ID: **SW44A** Date Received: 6/7/2018 22:10

Parameters	Results	Flag	Units	RDL	MDL	Method	Prepared By	Analyzed	By	*Cntr*
WET CHEMISTRY										
Hexavalent Chromium	ND		ug/L	0.25	0.047	EPA 218.6		6/8/18 07:51	MBW	A

Vanessa N. Badman
Mrs. Vanessa N Badman
Project Coordinator

ALS Environmental
34 Dogwood Lane ■ Middletown, PA 17057 ■ Phone: 717-944-5541 ■ Fax: 717-944-1430 ■ www.alsglobal.com

NELAP Certifications: NJ PA010 , NY 11759 , PA 22-293 DoD ELAP: A2LA 0818.01
State Certifications: DE ID 11 , MA PA0102 , MD 128 , VA 460157 , WV 343

ANALYTICAL RESULTS

Workorder: 2319228 TLG016| Lockheed Martin Middle

Lab ID: **2319228006** Date Collected: 6/7/2018 10:22 Matrix: Water
Sample ID: **SW44B** Date Received: 6/7/2018 22:10

Parameters	Results	Flag	Units	RDL	MDL	Method	Prepared By	Analyzed	By	*Cntr*
WET CHEMISTRY										
Hexavalent Chromium	ND		ug/L	0.25	0.047	EPA 218.6		6/8/18 08:02	MBW	A

Vanessa N. Badman
Mrs. Vanessa N Badman
Project Coordinator

ALS Environmental
34 Dogwood Lane ■ Middletown, PA 17057 ■ Phone: 717-944-5541 ■ Fax: 717-944-1430 ■ www.alsglobal.com

NELAP Certifications: NJ PA010 , NY 11759 , PA 22-293 DoD ELAP: A2LA 0818.01
State Certifications: DE ID 11 , MA PA0102 , MD 128 , VA 460157 , WV 343

ANALYTICAL RESULTS

Workorder: 2319228 TLG016| Lockheed Martin Middle

Lab ID: **2319228007** Date Collected: 6/7/2018 10:26 Matrix: Water
Sample ID: **SW44C** Date Received: 6/7/2018 22:10

Parameters	Results	Flag	Units	RDL	MDL	Method	Prepared By	Analyzed	By	*Cntr*
WET CHEMISTRY										
Hexavalent Chromium	ND		ug/L	0.25	0.047	EPA 218.6		6/8/18 08:12	MBW	A

Vanessa N. Badman
Mrs. Vanessa N Badman
Project Coordinator

ALS Environmental
34 Dogwood Lane ■ Middletown, PA 17057 ■ Phone: 717-944-5541 ■ Fax: 717-944-1430 ■ www.alsglobal.com

NELAP Certifications: NJ PA010 , NY 11759 , PA 22-293 DoD ELAP: A2LA 0818.01
State Certifications: DE ID 11 , MA PA0102 , MD 128 , VA 460157 , WV 343

ANALYTICAL RESULTS

Workorder: 2319228 TLG016| Lockheed Martin Middle

Lab ID: **2319228008** Date Collected: 6/7/2018 10:29 Matrix: Water
Sample ID: **SW44D** Date Received: 6/7/2018 22:10

Parameters	Results	Flag	Units	RDL	MDL	Method	Prepared By	Analyzed	By	*Cntr*
WET CHEMISTRY										
Hexavalent Chromium	ND		ug/L	0.25	0.047	EPA 218.6		6/8/18 08:22	MBW	A

Vanessa N. Badman
Mrs. Vanessa N Badman
Project Coordinator

ALS Environmental
34 Dogwood Lane ▪ Middletown, PA 17057 ▪ Phone: 717-944-5541 ▪ Fax: 717-944-1430 ▪ www.alsglobal.com

NELAP Certifications: NJ PA010 , NY 11759 , PA 22-293 DoD ELAP: A2LA 0818.01
State Certifications: DE ID 11 , MA PA0102 , MD 128 , VA 460157 , WV 343

ANALYTICAL RESULTS

Workorder: 2319228 TLG016| Lockheed Martin Middle

Lab ID: **2319228009** Date Collected: 6/7/2018 10:35 Matrix: Water
Sample ID: **SW43A** Date Received: 6/7/2018 22:10

Parameters	Results	Flag	Units	RDL	MDL	Method	Prepared By	Analyzed	By	*Cntr*
WET CHEMISTRY										
Hexavalent Chromium	ND		ug/L	0.25	0.047	EPA 218.6		6/8/18 08:33	MBW	A

Vanessa N. Badman
Mrs. Vanessa N Badman
Project Coordinator

ALS Environmental
34 Dogwood Lane ▪ Middletown, PA 17057 ▪ Phone: 717-944-5541 ▪ Fax: 717-944-1430 ▪ www.alsglobal.com

NELAP Certifications: NJ PA010 , NY 11759 , PA 22-293 DoD ELAP: A2LA 0818.01
State Certifications: DE ID 11 , MA PA0102 , MD 128 , VA 460157 , WV 343

ANALYTICAL RESULTS

Workorder: 2319228 TLG016| Lockheed Martin Middle

Lab ID: **2319228010** Date Collected: 6/7/2018 10:38 Matrix: Water
Sample ID: **SW43B** Date Received: 6/7/2018 22:10

Parameters	Results	Flag	Units	RDL	MDL	Method	Prepared By	Analyzed	By	*Cntr*
WET CHEMISTRY										
Hexavalent Chromium	ND		ug/L	0.25	0.047	EPA 218.6		6/8/18 08:43	MBW	A

Vanessa N. Badman
Mrs. Vanessa N Badman
Project Coordinator

ALS Environmental
34 Dogwood Lane ■ Middletown, PA 17057 ■ Phone: 717-944-5541 ■ Fax: 717-944-1430 ■ www.alsglobal.com

NELAP Certifications: NJ PA010 , NY 11759 , PA 22-293 DoD ELAP: A2LA 0818.01
State Certifications: DE ID 11 , MA PA0102 , MD 128 , VA 460157 , WV 343

ANALYTICAL RESULTS

Workorder: 2319228 TLG016| Lockheed Martin Middle

Lab ID: **2319228011** Date Collected: 6/7/2018 10:41 Matrix: Water
Sample ID: **SW43C** Date Received: 6/7/2018 22:10

Parameters	Results	Flag	Units	RDL	MDL	Method	Prepared By	Analyzed	By	*Cntr*
WET CHEMISTRY										
Hexavalent Chromium	ND	1	ug/L	0.25	0.047	EPA 218.6		6/8/18 09:14	MBW	A

Vanessa N. Badman
Mrs. Vanessa N Badman
Project Coordinator

ALS Environmental
34 Dogwood Lane ■ Middletown, PA 17057 ■ Phone: 717-944-5541 ■ Fax: 717-944-1430 ■ www.alsglobal.com

NELAP Certifications: NJ PA010 , NY 11759 , PA 22-293 DoD ELAP: A2LA 0818.01
State Certifications: DE ID 11 , MA PA0102 , MD 128 , VA 460157 , WV 343

ANALYTICAL RESULTS

Workorder: 2319228 TLG016| Lockheed Martin Middle

Lab ID: **2319228012** Date Collected: 6/7/2018 10:44 Matrix: Water
Sample ID: **SW43D** Date Received: 6/7/2018 22:10

Parameters	Results	Flag	Units	RDL	MDL	Method	Prepared By	Analyzed	By	*Cntr*
WET CHEMISTRY										
Hexavalent Chromium	ND		ug/L	0.25	0.047	EPA 218.6		6/8/18 09:46	MBW	A

Vanessa N. Badman
Mrs. Vanessa N Badman
Project Coordinator

ALS Environmental
34 Dogwood Lane ■ Middletown, PA 17057 ■ Phone: 717-944-5541 ■ Fax: 717-944-1430 ■ www.alsglobal.com

NELAP Certifications: NJ PA010 , NY 11759 , PA 22-293 DoD ELAP: A2LA 0818.01
State Certifications: DE ID 11 , MA PA0102 , MD 128 , VA 460157 , WV 343

ANALYTICAL RESULTS

Workorder: 2319228 TLG016| Lockheed Martin Middle

Lab ID: **2319228013** Date Collected: 6/7/2018 11:14 Matrix: Water
Sample ID: **SW38A** Date Received: 6/7/2018 22:10

Parameters	Results	Flag	Units	RDL	MDL	Method	Prepared By	Analyzed	By	*Cntr*
WET CHEMISTRY										
Hexavalent Chromium	ND		ug/L	0.25	0.047	EPA 218.6		6/8/18 09:56	MBW	A

Vanessa N. Badman
Mrs. Vanessa N Badman
Project Coordinator

ALS Environmental
34 Dogwood Lane ▪ Middletown, PA 17057 ▪ Phone: 717-944-5541 ▪ Fax: 717-944-1430 ▪ www.alsglobal.com

NELAP Certifications: NJ PA010 , NY 11759 , PA 22-293 DoD ELAP: A2LA 0818.01
State Certifications: DE ID 11 , MA PA0102 , MD 128 , VA 460157 , WV 343

ANALYTICAL RESULTS

Workorder: 2319228 TLG016| Lockheed Martin Middle

Lab ID: **2319228014** Date Collected: 6/7/2018 11:18 Matrix: Water
Sample ID: **SW38B** Date Received: 6/7/2018 22:10

Parameters	Results	Flag	Units	RDL	MDL	Method	Prepared By	Analyzed	By	*Cntr*
WET CHEMISTRY										
Hexavalent Chromium	ND		ug/L	0.25	0.047	EPA 218.6		6/8/18 10:06	MBW	A

Vanessa N. Badman
Mrs. Vanessa N Badman
Project Coordinator

ALS Environmental
34 Dogwood Lane ▪ Middletown, PA 17057 ▪ Phone: 717-944-5541 ▪ Fax: 717-944-1430 ▪ www.alsglobal.com

NELAP Certifications: NJ PA010 , NY 11759 , PA 22-293 DoD ELAP: A2LA 0818.01
State Certifications: DE ID 11 , MA PA0102 , MD 128 , VA 460157 , WV 343

ANALYTICAL RESULTS

Workorder: 2319228 TLG016| Lockheed Martin Middle

Lab ID: **2319228015** Date Collected: 6/7/2018 11:21 Matrix: Water
Sample ID: **SW38C** Date Received: 6/7/2018 22:10

Parameters	Results	Flag	Units	RDL	MDL	Method	Prepared By	Analyzed	By	*Cntr*
WET CHEMISTRY										
Hexavalent Chromium	ND		ug/L	0.25	0.047	EPA 218.6		6/8/18 10:17	MBW	A

Vanessa N. Badman
Mrs. Vanessa N Badman
Project Coordinator

ALS Environmental
34 Dogwood Lane ▪ Middletown, PA 17057 ▪ Phone: 717-944-5541 ▪ Fax: 717-944-1430 ▪ www.alsglobal.com

NELAP Certifications: NJ PA010 , NY 11759 , PA 22-293 DoD ELAP: A2LA 0818.01
State Certifications: DE ID 11 , MA PA0102 , MD 128 , VA 460157 , WV 343

ANALYTICAL RESULTS

Workorder: 2319228 TLG016| Lockheed Martin Middle

Lab ID: **2319228016** Date Collected: 6/7/2018 11:25 Matrix: Water
Sample ID: **SW38D** Date Received: 6/7/2018 22:10

Parameters	Results	Flag	Units	RDL	MDL	Method	Prepared By	Analyzed	By	*Cntr*
WET CHEMISTRY										
Hexavalent Chromium	ND		ug/L	0.25	0.047	EPA 218.6		6/8/18 10:27	MBW	A

Vanessa N. Badman
Mrs. Vanessa N Badman
Project Coordinator

ALS Environmental
34 Dogwood Lane ■ Middletown, PA 17057 ■ Phone: 717-944-5541 ■ Fax: 717-944-1430 ■ www.alsglobal.com

NELAP Certifications: NJ PA010 , NY 11759 , PA 22-293 DoD ELAP: A2LA 0818.01
State Certifications: DE ID 11 , MA PA0102 , MD 128 , VA 460157 , WV 343

ANALYTICAL RESULTS

Workorder: 2319228 TLG016| Lockheed Martin Middle

Lab ID: **2319228017** Date Collected: 6/7/2018 11:33 Matrix: Water
Sample ID: **SW40A** Date Received: 6/7/2018 22:10

Parameters	Results	Flag	Units	RDL	MDL	Method	Prepared By	Analyzed	By	*Cntr*
WET CHEMISTRY										
Hexavalent Chromium	ND		ug/L	0.25	0.047	EPA 218.6		6/8/18 10:38	MBW	A

Vanessa N. Badman
Mrs. Vanessa N Badman
Project Coordinator

ALS Environmental
34 Dogwood Lane ▪ Middletown, PA 17057 ▪ Phone: 717-944-5541 ▪ Fax: 717-944-1430 ▪ www.alsglobal.com

NELAP Certifications: NJ PA010 , NY 11759 , PA 22-293 DoD ELAP: A2LA 0818.01
State Certifications: DE ID 11 , MA PA0102 , MD 128 , VA 460157 , WV 343

ANALYTICAL RESULTS

Workorder: 2319228 TLG016| Lockheed Martin Middle

Lab ID: **2319228018** Date Collected: 6/7/2018 11:37 Matrix: Water
Sample ID: **SW40B** Date Received: 6/7/2018 22:10

Parameters	Results	Flag	Units	RDL	MDL	Method	Prepared By	Analyzed	By	*Cntr*
WET CHEMISTRY										
Hexavalent Chromium	ND		ug/L	0.25	0.047	EPA 218.6		6/8/18 10:48	MBW	A

Vanessa N. Badman
Mrs. Vanessa N Badman
Project Coordinator

ALS Environmental
34 Dogwood Lane ▪ Middletown, PA 17057 ▪ Phone: 717-944-5541 ▪ Fax: 717-944-1430 ▪ www.alsglobal.com

NELAP Certifications: NJ PA010 , NY 11759 , PA 22-293 DoD ELAP: A2LA 0818.01
State Certifications: DE ID 11 , MA PA0102 , MD 128 , VA 460157 , WV 343

ANALYTICAL RESULTS

Workorder: 2319228 TLG016| Lockheed Martin Middle

Lab ID: **2319228019** Date Collected: 6/7/2018 11:40 Matrix: Water
Sample ID: **SW40C** Date Received: 6/7/2018 22:10

Parameters	Results	Flag	Units	RDL	MDL	Method	Prepared By	Analyzed	By	*Cntr*
WET CHEMISTRY										
Hexavalent Chromium	ND		ug/L	0.25	0.047	EPA 218.6		6/8/18 10:58	MBW	A

Vanessa N. Badman
Mrs. Vanessa N Badman
Project Coordinator

ALS Environmental
34 Dogwood Lane ■ Middletown, PA 17057 ■ Phone: 717-944-5541 ■ Fax: 717-944-1430 ■ www.alsglobal.com

NELAP Certifications: NJ PA010 , NY 11759 , PA 22-293 DoD ELAP: A2LA 0818.01
State Certifications: DE ID 11 , MA PA0102 , MD 128 , VA 460157 , WV 343

ANALYTICAL RESULTS

Workorder: 2319228 TLG016| Lockheed Martin Middle

Lab ID: **2319228020** Date Collected: 6/7/2018 11:43 Matrix: Water
Sample ID: **SW40D** Date Received: 6/7/2018 22:10

Parameters	Results	Flag	Units	RDL	MDL	Method	Prepared By	Analyzed	By	*Cntr*
WET CHEMISTRY										
Hexavalent Chromium	ND		ug/L	0.25	0.047	EPA 218.6		6/8/18 11:09	MBW	A

Vanessa N. Badman
Mrs. Vanessa N Badman
Project Coordinator

ALS Environmental
34 Dogwood Lane ■ Middletown, PA 17057 ■ Phone: 717-944-5541 ■ Fax: 717-944-1430 ■ www.alsglobal.com

NELAP Certifications: NJ PA010 , NY 11759 , PA 22-293 DoD ELAP: A2LA 0818.01
State Certifications: DE ID 11 , MA PA0102 , MD 128 , VA 460157 , WV 343

ANALYTICAL RESULTS

Workorder: 2319228 TLG016| Lockheed Martin Middle

Lab ID: **2319228021** Date Collected: 6/7/2018 12:09 Matrix: Water
Sample ID: **SW37A** Date Received: 6/7/2018 22:10

Parameters	Results	Flag	Units	RDL	MDL	Method	Prepared By	Analyzed	By	*Cntr*
WET CHEMISTRY										
Hexavalent Chromium	ND		ug/L	0.25	0.047	EPA 218.6		6/9/18 05:54	MBW	A

Vanessa N. Badman
Mrs. Vanessa N Badman
Project Coordinator

ALS Environmental
34 Dogwood Lane ■ Middletown, PA 17057 ■ Phone: 717-944-5541 ■ Fax: 717-944-1430 ■ www.alsglobal.com

NELAP Certifications: NJ PA010 , NY 11759 , PA 22-293 DoD ELAP: A2LA 0818.01
State Certifications: DE ID 11 , MA PA0102 , MD 128 , VA 460157 , WV 343

ANALYTICAL RESULTS

Workorder: 2319228 TLG016| Lockheed Martin Middle

Lab ID: **2319228022** Date Collected: 6/7/2018 12:12 Matrix: Water
Sample ID: **SW37B** Date Received: 6/7/2018 22:10

Parameters	Results	Flag	Units	RDL	MDL	Method	Prepared By	Analyzed	By	*Cntr*
WET CHEMISTRY										
Hexavalent Chromium	ND		ug/L	0.25	0.047	EPA 218.6		6/9/18 06:25	MBW	A

Vanessa N. Badman
Mrs. Vanessa N Badman
Project Coordinator

ALS Environmental
34 Dogwood Lane ■ Middletown, PA 17057 ■ Phone: 717-944-5541 ■ Fax: 717-944-1430 ■ www.alsglobal.com

NELAP Certifications: NJ PA010 , NY 11759 , PA 22-293 DoD ELAP: A2LA 0818.01
State Certifications: DE ID 11 , MA PA0102 , MD 128 , VA 460157 , WV 343

ANALYTICAL RESULTS

Workorder: 2319228 TLG016| Lockheed Martin Middle

Lab ID: **2319228023** Date Collected: 6/7/2018 12:15 Matrix: Water
Sample ID: **SW37C** Date Received: 6/7/2018 22:10

Parameters	Results	Flag	Units	RDL	MDL	Method	Prepared By	Analyzed	By	*Cntr*
WET CHEMISTRY										
Hexavalent Chromium	ND		ug/L	0.25	0.047	EPA 218.6		6/9/18 06:35	MBW	A

Vanessa N. Badman
Mrs. Vanessa N Badman
Project Coordinator

ALS Environmental
34 Dogwood Lane ▪ Middletown, PA 17057 ▪ Phone: 717-944-5541 ▪ Fax: 717-944-1430 ▪ www.alsglobal.com

NELAP Certifications: NJ PA010 , NY 11759 , PA 22-293 DoD ELAP: A2LA 0818.01
State Certifications: DE ID 11 , MA PA0102 , MD 128 , VA 460157 , WV 343

ANALYTICAL RESULTS

Workorder: 2319228 TLG016| Lockheed Martin Middle

Lab ID: **2319228024** Date Collected: 6/7/2018 12:19 Matrix: Water
Sample ID: **SW37D** Date Received: 6/7/2018 22:10

Parameters	Results	Flag	Units	RDL	MDL	Method	Prepared By	Analyzed	By	*Cntr*
WET CHEMISTRY										
Hexavalent Chromium	ND		ug/L	0.25	0.047	EPA 218.6		6/9/18 06:46	MBW	A

Vanessa N. Badman
Mrs. Vanessa N Badman
Project Coordinator

ALS Environmental
34 Dogwood Lane ■ Middletown, PA 17057 ■ Phone: 717-944-5541 ■ Fax: 717-944-1430 ■ www.alsglobal.com

NELAP Certifications: NJ PA010 , NY 11759 , PA 22-293 DoD ELAP: A2LA 0818.01
State Certifications: DE ID 11 , MA PA0102 , MD 128 , VA 460157 , WV 343

ANALYTICAL RESULTS

Workorder: 2319228 TLG016| Lockheed Martin Middle

Lab ID: **2319228025** Date Collected: 6/7/2018 10:53 Matrix: Water
Sample ID: **SW41A** Date Received: 6/7/2018 22:10

Parameters	Results	Flag	Units	RDL	MDL	Method	Prepared By	Analyzed	By	*Cntr*
WET CHEMISTRY										
Hexavalent Chromium	ND		ug/L	0.25	0.047	EPA 218.6		6/9/18 06:56	MBW	A

Vanessa N. Badman
Mrs. Vanessa N Badman
Project Coordinator

ALS Environmental
34 Dogwood Lane ▪ Middletown, PA 17057 ▪ Phone: 717-944-5541 ▪ Fax: 717-944-1430 ▪ www.alsglobal.com

NELAP Certifications: NJ PA010 , NY 11759 , PA 22-293 DoD ELAP: A2LA 0818.01
State Certifications: DE ID 11 , MA PA0102 , MD 128 , VA 460157 , WV 343

ANALYTICAL RESULTS

Workorder: 2319228 TLG016| Lockheed Martin Middle

Lab ID: **2319228026** Date Collected: 6/7/2018 10:57 Matrix: Water
Sample ID: **SW41B** Date Received: 6/7/2018 22:10

Parameters	Results	Flag	Units	RDL	MDL	Method	Prepared By	Analyzed	By	*Cntr*
WET CHEMISTRY										
Hexavalent Chromium	ND		ug/L	0.25	0.047	EPA 218.6		6/9/18 07:06	MBW	A

Vanessa N. Badman
Mrs. Vanessa N Badman
Project Coordinator

ALS Environmental
34 Dogwood Lane ■ Middletown, PA 17057 ■ Phone: 717-944-5541 ■ Fax: 717-944-1430 ■ www.alsglobal.com

NELAP Certifications: NJ PA010 , NY 11759 , PA 22-293 DoD ELAP: A2LA 0818.01
State Certifications: DE ID 11 , MA PA0102 , MD 128 , VA 460157 , WV 343

ANALYTICAL RESULTS

Workorder: 2319228 TLG016| Lockheed Martin Middle

Lab ID: **2319228027** Date Collected: 6/7/2018 11:01 Matrix: Water
Sample ID: **SW41C** Date Received: 6/7/2018 22:10

Parameters	Results	Flag	Units	RDL	MDL	Method	Prepared By	Analyzed	By	*Cntr*
WET CHEMISTRY										
Hexavalent Chromium	ND		ug/L	0.25	0.047	EPA 218.6		6/9/18 07:17	MBW	A

Vanessa N. Badman
Mrs. Vanessa N Badman
Project Coordinator

ALS Environmental
34 Dogwood Lane ■ Middletown, PA 17057 ■ Phone: 717-944-5541 ■ Fax: 717-944-1430 ■ www.alsglobal.com

NELAP Certifications: NJ PA010 , NY 11759 , PA 22-293 DoD ELAP: A2LA 0818.01
State Certifications: DE ID 11 , MA PA0102 , MD 128 , VA 460157 , WV 343

ANALYTICAL RESULTS

Workorder: 2319228 TLG016| Lockheed Martin Middle

Lab ID: **2319228028** Date Collected: 6/7/2018 11:05 Matrix: Water
Sample ID: **SW41D** Date Received: 6/7/2018 22:10

Parameters	Results	Flag	Units	RDL	MDL	Method	Prepared By	Analyzed	By	*Cntr*
WET CHEMISTRY										
Hexavalent Chromium	ND		ug/L	0.25	0.047	EPA 218.6		6/9/18 07:27	MBW	A

Vanessa N. Badman
Mrs. Vanessa N Badman
Project Coordinator

ALS Environmental
34 Dogwood Lane ▪ Middletown, PA 17057 ▪ Phone: 717-944-5541 ▪ Fax: 717-944-1430 ▪ www.alsglobal.com

NELAP Certifications: NJ PA010 , NY 11759 , PA 22-293 DoD ELAP: A2LA 0818.01
State Certifications: DE ID 11 , MA PA0102 , MD 128 , VA 460157 , WV 343

ANALYTICAL RESULTS

Workorder: 2319228 TLG016| Lockheed Martin Middle

Lab ID: **2319228029** Date Collected: 6/7/2018 10:02 Matrix: Water
Sample ID: **SW45A** Date Received: 6/7/2018 22:10

Parameters	Results	Flag	Units	RDL	MDL	Method	Prepared By	Analyzed	By	*Cntr*
WET CHEMISTRY										
Hexavalent Chromium	ND		ug/L	0.25	0.047	EPA 218.6		6/9/18 07:38	MBW	A

Vanessa N. Badman
Mrs. Vanessa N Badman
Project Coordinator

ALS Environmental
34 Dogwood Lane ■ Middletown, PA 17057 ■ Phone: 717-944-5541 ■ Fax: 717-944-1430 ■ www.alsglobal.com

NELAP Certifications: NJ PA010 , NY 11759 , PA 22-293 DoD ELAP: A2LA 0818.01
State Certifications: DE ID 11 , MA PA0102 , MD 128 , VA 460157 , WV 343

ANALYTICAL RESULTS

Workorder: 2319228 TLG016| Lockheed Martin Middle

Lab ID: **2319228030** Date Collected: 6/7/2018 10:06 Matrix: Water
Sample ID: **SW45B** Date Received: 6/7/2018 22:10

Parameters	Results	Flag	Units	RDL	MDL	Method	Prepared By	Analyzed	By	*Cntr*
WET CHEMISTRY										
Hexavalent Chromium	ND		ug/L	0.25	0.047	EPA 218.6		6/9/18 07:48	MBW	A

Vanessa N. Badman
Mrs. Vanessa N Badman
Project Coordinator

ALS Environmental
34 Dogwood Lane ▪ Middletown, PA 17057 ▪ Phone: 717-944-5541 ▪ Fax: 717-944-1430 ▪ www.alsglobal.com

NELAP Certifications: NJ PA010 , NY 11759 , PA 22-293 DoD ELAP: A2LA 0818.01
State Certifications: DE ID 11 , MA PA0102 , MD 128 , VA 460157 , WV 343

ANALYTICAL RESULTS

Workorder: 2319228 TLG016| Lockheed Martin Middle

Lab ID: **2319228031** Date Collected: 6/7/2018 10:10 Matrix: Water
Sample ID: **SW45C** Date Received: 6/7/2018 22:10

Parameters	Results	Flag	Units	RDL	MDL	Method	Prepared By	Analyzed	By	*Cntr*
WET CHEMISTRY										
Hexavalent Chromium	ND		ug/L	0.25	0.047	EPA 218.6		6/9/18 08:19	MBW	A

Vanessa N. Badman
Mrs. Vanessa N Badman
Project Coordinator

ALS Environmental
34 Dogwood Lane ▪ Middletown, PA 17057 ▪ Phone: 717-944-5541 ▪ Fax: 717-944-1430 ▪ www.alsglobal.com

NELAP Certifications: NJ PA010 , NY 11759 , PA 22-293 DoD ELAP: A2LA 0818.01
State Certifications: DE ID 11 , MA PA0102 , MD 128 , VA 460157 , WV 343

ANALYTICAL RESULTS

Workorder: 2319228 TLG016| Lockheed Martin Middle

Lab ID: **2319228032** Date Collected: 6/7/2018 10:13 Matrix: Water
Sample ID: **SW45D** Date Received: 6/7/2018 22:10

Parameters	Results	Flag	Units	RDL	MDL	Method	Prepared By	Analyzed	By	*Cntr*
WET CHEMISTRY										
Hexavalent Chromium	ND		ug/L	0.25	0.047	EPA 218.6		6/9/18 08:50	MBW	A

Vanessa N. Badman
Mrs. Vanessa N Badman
Project Coordinator

ALS Environmental
34 Dogwood Lane ■ Middletown, PA 17057 ■ Phone: 717-944-5541 ■ Fax: 717-944-1430 ■ www.alsglobal.com

NELAP Certifications: NJ PA010 , NY 11759 , PA 22-293 DoD ELAP: A2LA 0818.01
State Certifications: DE ID 11 , MA PA0102 , MD 128 , VA 460157 , WV 343

ANALYTICAL RESULTS

Workorder: 2319228 TLG016| Lockheed Martin Middle

Lab ID: **2319228033** Date Collected: 6/7/2018 11:50 Matrix: Water
Sample ID: **SW42A** Date Received: 6/7/2018 22:10

Parameters	Results	Flag	Units	RDL	MDL	Method	Prepared By	Analyzed	By	*Cntr*
WET CHEMISTRY										
Hexavalent Chromium	ND		ug/L	0.25	0.047	EPA 218.6		6/9/18 09:00	MBW	A

Vanessa N. Badman
Mrs. Vanessa N Badman
Project Coordinator

ALS Environmental
34 Dogwood Lane ■ Middletown, PA 17057 ■ Phone: 717-944-5541 ■ Fax: 717-944-1430 ■ www.alsglobal.com

NELAP Certifications: NJ PA010 , NY 11759 , PA 22-293 DoD ELAP: A2LA 0818.01
State Certifications: DE ID 11 , MA PA0102 , MD 128 , VA 460157 , WV 343

ANALYTICAL RESULTS

Workorder: 2319228 TLG016| Lockheed Martin Middle

Lab ID: **2319228034** Date Collected: 6/7/2018 11:54 Matrix: Water
Sample ID: **SW42B** Date Received: 6/7/2018 22:10

Parameters	Results	Flag	Units	RDL	MDL	Method	Prepared By	Analyzed	By	*Cntr*
WET CHEMISTRY										
Hexavalent Chromium	ND		ug/L	0.25	0.047	EPA 218.6		6/9/18 09:10	MBW	A

Vanessa N. Badman
Mrs. Vanessa N Badman
Project Coordinator

ALS Environmental
34 Dogwood Lane ■ Middletown, PA 17057 ■ Phone: 717-944-5541 ■ Fax: 717-944-1430 ■ www.alsglobal.com

NELAP Certifications: NJ PA010 , NY 11759 , PA 22-293 DoD ELAP: A2LA 0818.01
State Certifications: DE ID 11 , MA PA0102 , MD 128 , VA 460157 , WV 343

ANALYTICAL RESULTS

Workorder: 2319228 TLG016| Lockheed Martin Middle

Lab ID: **2319228035** Date Collected: 6/7/2018 12:00 Matrix: Water
Sample ID: **SW42C** Date Received: 6/7/2018 22:10

Parameters	Results	Flag	Units	RDL	MDL	Method	Prepared By	Analyzed	By	*Cntr*
WET CHEMISTRY										
Hexavalent Chromium	ND		ug/L	0.25	0.047	EPA 218.6		6/9/18 09:20	MBW	A

Vanessa N. Badman
Mrs. Vanessa N Badman
Project Coordinator

ALS Environmental
34 Dogwood Lane ▪ Middletown, PA 17057 ▪ Phone: 717-944-5541 ▪ Fax: 717-944-1430 ▪ www.alsglobal.com

NELAP Certifications: NJ PA010 , NY 11759 , PA 22-293 DoD ELAP: A2LA 0818.01
State Certifications: DE ID 11 , MA PA0102 , MD 128 , VA 460157 , WV 343

ANALYTICAL RESULTS

Workorder: 2319228 TLG016| Lockheed Martin Middle

Lab ID: **2319228036** Date Collected: 6/7/2018 12:04 Matrix: Water
Sample ID: **SW42D** Date Received: 6/7/2018 22:10

Parameters	Results	Flag	Units	RDL	MDL	Method	Prepared By	Analyzed	By	*Cntr*
WET CHEMISTRY										
Hexavalent Chromium	ND		ug/L	0.25	0.047	EPA 218.6		6/9/18 09:30	MBW	A

Vanessa N. Badman
Mrs. Vanessa N Badman
Project Coordinator

Appendix C

Support Documentation

ALS Environmental

34 Dogwood Lane
Middletown, PA 17057
P. 717-944-5541
F.717-944-1430

CHAIN OF CUSTODY/ REQUEST FOR ANALYSIS

ALL SHADED AREAS MUST BE COMPLETED BY THE CLIENT / SAMPLER. INSTRUCTIONS ON THE BACK.

Page ___ of ___
Courier:
Tracking #:

23192 28

Co. Name:
Contact (Report to): TONY APANAVAGE
Phone:
Address: TETRA TECH
GERMANTOWN, MD
Tony.Apanavage@tetratech.com

Bill to (if different than Report to):
PO#:

Project Name/#:
ALS Quote #:

TAT: [ ] Normal-Standard TAT is 10-12 business days. [ ] Rush-Subject to ALS approval and surcharges.
Date Required:
Approved By:

Email? [ ] -Y
Fax? [ ] -Y No.:

	Sample Description/Location (as it will appear on the lab report)	COC Comments	Sample Date	Military Time	*G or C	**Matrix	HEXACHROME 218.6										Correct containers?	Correct sample volume?	Correct preservation?	Headspace/Volatiles?	Circle appropriate Y or N.
							***Container Type: PL														
							***Container Size: 250ml														
							*** Preservative: CR6														
							ANALYSES/METHOD REQUESTED														
							Enter Number of Containers Per Analysis														
1	SW39A		6/7/18	0943	G	W	1										Y	Y	Y	Y	
2	SW39B		6/7/18	0948	G	W	1														
3	SW39C		6/7/18	0952	G	W	1														
4	SW39D		6/7/18	0956	G	W	1														
5	SW44A		6/7/18	1019	G	W	1														
6	SW44B		6/7/18	1022	G	W	1														
7	SW44C		6/7/18	1026	G	W	1														
8	SW44D		6/7/18	1029	G	W	1														

																	Custody seals Present?	(if present) Seals intact?	Received on ice?	COC/Labels complete/accurate?	Container in good condition?
																	Y	Y	Y	Y	Y

Performed by: [illegible]
Cooler Temp: 1.2
Therm. ID: 102
No. of Coolers:
Notes:

SAMPLED BY (Please Print):

Project Comments:

Relinquished By / Company Name	Date	Time	Received By / Company Name	Date	Time
1 [signature]	6/07/18	1515	2 [signature]	6/7	1515
3 [signature]	6/7/18	1612	4 [signature]	6/7	1612
5 [signature]	6/7	2010	6 [signature]	6/7/18	2210
7			8		
9			10		

Data Deliverables: [ ] Standard [ ] CLP-like [ ] NJ-Reduced [ ] NJ-Full [ ] other:
EDDs Required? [ ] If yes, format type:
DOD Criteria Required?

SDWA Forms? ⇨ yes [ ] yes [ ] yes [ ] yes [ ]
State Samples Collected In? MD [ ] NJ [ ] NY [ ] PA [ ]
Other
⇨ Enter PWSID No.

ALS FIELD SERVICES
[ ] Pickup
[ ] Labor
[ ] Composite Sampling
[ ] Rental Equipment
[ ] Other:

* G=Grab; C=Composite
**Matrix: AI=Air; DW=Drinking Water; GW=Groundwater; OI=Oil; OL=Other Liquid; SL=Sludge; SO=Soil; WP=Wipe; WW=Wastewater
***Container Type: AG-Amber Glass; CG-Clear Glass, PL-Plastic. Container Size: 250ml, 500ml, 1L, 8oz., etc. Preservative: HCl, HNO3, NaOH, etc.

Copies: WHITE - ORIGINAL CANARY - CUSTOMER COPY

Rev 01-2013

ALS Environmental

34 Dogwood Lane
Middletown, PA 17057
P. 717-944-5541
F.717-944-1430

CHAIN OF CUSTODY/ REQUEST FOR ANALYSIS

ALL SHADED AREAS MUST BE COMPLETED BY THE CLIENT / SAMPLER. INSTRUCTIONS ON THE BACK.

Page ___ of ___
Courier:
Tracking #:

9-22-8

Co. Name:
Contact (Report to): TONY APANAVAGE TETRA TECH
Address: GERMANTOWN, MD
Tony.Apanavage@tetratech.com
Phone:

Bill to (if different than Report to):
PO#:

Project Name/#:
ALS Quote #:

TAT: ☐ Normal-Standard TAT is 10-12 business days. ☐ Rush-Subject to ALS approval and surcharges.
Date Required:
Approved By:

Email? ☐ Y
Fax? ☐ Y No.:

	Sample Description/Location (as it will appear on the lab report)	COC Comments	Sample Date	Military Time	*G or C	**Matrix	HEX CHROME 218.6									
	***Container Type						PL									
	***Container Size						250mL									
	*** Preservative						CR6									
1	SW43A		6/7/18	1635	G	W	1									
2	SW43B		6/7/18	1038	G	W	1									
3	SW43C		6/7/18	1041	G	W	1									
4	SW43D		6/7/18	1044	G	W	1									
5	SW38A		6/7/18	1114	G	W	1									
6	SW38B		6/7/18	1118	G	W	1									
7	SW38C		6/7/18	1121	G	W	1									
8	SW38D		6/7/18	1125	G	W	1									

ANALYSES/METHOD REQUESTED — Enter Number of Containers Per Analysis

Receipt Information (completed by Sample Receiving)
Performed by: KMM
Cooler Temp: 1 °C
Therm. ID: 402
No. of Coolers:
Notes:

	1	2	3	4	5	6	7	8
Correct containers?	Y	Y	Y	Y	N	N	N	N
Correct sample volume?	Y	Y	Y	Y	N	N	N	N
Correct preservation?	Y	Y	Y	Y	N	N	N	N
Headspace/Volatiles?	Y	Y	Y	Y	N	N	N	N
Circle appropriate Y or N.								
Custody seals Present?	Y	Y	Y	Y	Y	Y	Y	Y
(if present) Seals intact?	Y	Y	Y	Y	Y	Y	Y	Y
Received on ice?	Y	Y	Y	Y	Y	Y	Y	Y
COC/Labels complete/accurate?	Y	Y	Y	Y	Y	Y	Y	Y
Container in good condition?	Y	Y	Y	Y	Y	Y	Y	Y

SAMPLED BY (Please Print):

Project Comments:

Relinquished By / Company Name	Date	Time	Received By / Company Name	Date	Time
1	06/07/18	1515	2	6/7	1515
3	6/7/18	1612	4	6/7	1920
5	6/7	2260	6	6/7/18	2210
7			8		
9			10		

Data Deliverables: ☐ Standard ☐ CLP-like ☐ NJ-Reduced ☐ NJ-Full ☐ new
EDDs Required? ☐ If yes, format type:
DOD Criteria Required?

SDWA Forms?⇒ yes ☐ yes ☐ yes ☐ yes ☐
State Samples Collected In? ND ☐ NJ ☐ NY ☐ PA ☐
Other
⇒Enter PWSID No.

ALS FIELD SERVICES: ☐ Pickup ☐ Labor ☐ Composite Sampling ☐ Rental Equipment ☐ Other:

* G=Grab; C=Composite
**Matrix: Al=Air; DW=Drinking Water; GW=Groundwater; Ol=Oil; OL=Other Liquid; SL=Sludge; SO=Soil; WP=Wipe; WW=Wastewater
***Container Type: AG-Amber Glass; CG-Clear Glass, PL-Plastic. Container Size: 250ml, 500ml, 1L, 8oz., etc. Preservative: HCl, HNO3, NaOH, etc.

Copies: WHITE - ORIGINAL CANARY - CUSTOMER COPY

Rev 01-2013

ALS Environmental

34 Dogwood Lane
Middletown, PA 17057
P. 717-944-5541
F.717-944-1430

CHAIN OF CUSTODY/ REQUEST FOR ANALYSIS

ALL SHADED AREAS MUST BE COMPLETED BY THE CLIENT / SAMPLER. INSTRUCTIONS ON THE BACK.

Page ___ of ___
Courier:
Tracking #:

COC#

Co. Name: TONY APANAVAGE, TETRA TECH
Contact (Report to): GERMANTOWN, MD Phone:
Address: Tony.Apanavage@tetratech.com

Bill to (if different than Report to): PO#:

Project Name/#: ALS Quote #:

TAT: ☐ Normal-Standard TAT is 10-12 business days. ☐ Rush-Subject to ALS approval and surcharges. Date Required: Approved By:

Email? ☐ -Y
Fax? ☐ -Y No.:

							***Container Type	PL															
							***Container Size	250															
							*** Preservative	CP6															
							ANALYSES/METHOD REQUESTED																
								HEX CHROME 218.6															
Sample Description/Location (as it will appear on the lab report)	COC Comments	Sample Date	Military Time	*G or C	**Matrix	Enter Number of Containers Per Analysis																	
1 SW40A		06-07	1133	G	W	1✓																	
2 SW40B		06-07	1137	G	W	1✓																	
3 SW40C		06-07	1140	G	W	1✓																	
4 SW40D		06-07	1143	G	W	1✓																	
5 SW37A		06-07	1209	G	W	1✓																	
6 SW37B		06-07	1212	G	W	1✓																	
7 SW37C		06-07	1215	G	W	1✓																	
8 SW37D		06-07	1219	G	W	1✓																	

Receipt Information (completed by Sample Receiving)
Performed by: [illegible]
Cooler Temp: 1°C
Therm. ID: 402
No. of Coolers:
Notes:

	Y	N
Correct containers?	✓	
Correct sample volume?	✓	
Correct preservation?	✓	
Headspace/Volatiles?	✓	
Custody seals Present?	✓	
(if present) Seals intact?	✓	
Received on ice?	✓	
COC/Labels complete/accurate?	✓	
Container in good condition?	✓	

Circle appropriate Y or N.

SAMPLED BY (Please Print):

Project Comments:

Relinquished By / Company Name	Date	Time	Received By / Company Name	Date	Time
1 [signature]	06/07/18	1515	2 [signature]	6/7	1515
3 [signature]	6/7/18	1612	4 [signature]	6/7	1655
5 [signature]	6/7	2000	6 [signature]	6/7/18	2210
7			8		
9			10		

Data Deliverables: ☐ Standard ☐ CLP-like ☐ NJ-Reduced ☐ NJ-Full ☐ other
EDDs Required? ☐ If yes, format type:
SDWA Forms? ⇒ yes ☐ yes ☐ yes ☐ yes ☐
State Samples Collected In? MD ☐ NJ ☐ NY ☐ PA ☐ Other
⇒ Enter PWSID No.
DOD Criteria Required?

ALS FIELD SERVICES: ☐ Pickup ☐ Labor ☐ Composite Sampling ☐ Rental Equipment ☐ Other:

* G=Grab; C=Composite
**Matrix: Al=Air; DW=Drinking Water; GW=Groundwater; Ol=Oil; OL=Other Liquid; SL=Sludge; SO=Soil; WP=Wipe; WW=Wastewater
***Container Type: AG-Amber Glass; CG-Clear Glass, PL-Plastic. Container Size: 250ml, 500ml, 1L, 8oz., etc. Preservative: HCl, HNO3, NaOH, etc.

Copies: WHITE - ORIGINAL CANARY - CUSTOMER COPY

Rev 01-2013

ALS Environmental

34 Dogwood Lane
Middletown, PA 17057
P. 717-944-5541
F.717-944-1430

CHAIN OF CUSTODY/ REQUEST FOR ANALYSIS

ALL SHADED AREAS MUST BE COMPLETED BY THE CLIENT / SAMPLER. INSTRUCTIONS ON THE BACK.

Page ___ of ___
Courier:
Tracking #:

COC#

Co. Name: TONY APANAVAGE : TETRA TECH
Contact (Report to): GERMANTOWN, MD Phone:
Address: Tony.Apanavage@tetratech.com

Bill to (if different than Report to): PO#:

Project Name/#: ALS Quote #:

TAT: ☐ Normal-Standard TAT is 10-12 business days. Date Required:
☐ Rush-Subject to ALS approval and surcharges. Approved By:

Email? ☐ -Y
Fax? ☐ -Y No.:

***Container Type	PL																						
***Container Size	250																						
*** Preservative	CAG																						

ANALYSES/METHOD REQUESTED

	Sample Description/Location (as it will appear on the lab report)	COC Comments	Sample Date	Military Time	*G or C	**Matrix	HEX CHROME 218.6																
1	SW41A CB 06-07-18		1057	06-07	G	W	1 ✓																
2	SW41B		1057	06-07	G	W	1 ✓																
3	SW41C		1101	06-07	G	W	1 ✓																
4	SW41D		1105	06-07	G	W	1 ✓																
5	SW45A		1002	06-07	G	W	1 ✓																
6	SW45B		1006	06-07	G	W	1 ✓																
7	SW45C		1010	06-07	G	W	1 ✓																
8	SW45D		1013	06-07	G	W	1 ✓																

Enter Number of Containers Per Analysis

Receipt Information (completed by Sample Receiving)
Performed by: BMA
Cooler Temp: 1-C
Therm. ID: 402
No. of Coolers:
Notes:

Circle appropriate Y or N.	Correct containers?	Correct sample volume?	Correct preservation?	Headspace/Volatiles?
	Y	Y	Y	Y
	N	N	N	N

Circle appropriate Y or N.	Custody seals Present?	(if present) Seals intact?	Received on ice?	COC/Labels complete/accurate?	Container in good condition?
	Y	Y	Y	Y	Y
	N	N	N	N	N

SAMPLED BY (Please Print):

Project Comments:

Relinquished By / Company Name	Date	Time	Received By / Company Name	Date	Time
1	06/07/18	1515	2	6/7	1515
3	6/7/18	1612	4	6/7	1612
5	6/7	2010	6	6/7/18	2010
7			8		
9			10		

Data Deliverables: ☐ Standard ☐ CLP-like ☐ NJ-Reduced ☐ NJ-Full ☐ other
EDDs Required? ☐ If yes, format type:
OOD Criteria Required?

SDWA Forms? ⇨ yes ☐ yes ☐ yes ☐ yes ☐
State Samples Collected In? MD ☐ NJ ☐ NY ☐ PA ☐
Other
Enter PWSID No.

ALS FIELD SERVICES
☐ Pickup
☐ Labor
☐ Composite Sampling
☐ Rental Equipment
☐ Other:

* G=Grab; C=Composite **Matrix: Al=Air; DW=Drinking Water; GW=Groundwater; Ol=Oil; OL=Other Liquid; SL=Sludge; SO=Soil; WP=Wipe; WW=Wastewater

Copies: WHITE - ORIGINAL CANARY - CUSTOMER COPY ***Container Type: AG-Amber Glass; CG-Clear Glass, PL-Plastic. Container Size: 250ml, 500ml, 1L, 8oz., etc. Preservative: HCl, HNO3, NaOH, etc. Rev 01-2013

ALS Environmental

34 Dogwood Lane
Middletown, PA 17057
P. 717-944-5541
F.717-944-1430

CHAIN OF CUSTODY/ REQUEST FOR ANALYSIS

ALL SHADED AREAS MUST BE COMPLETED BY THE CLIENT / SAMPLER. INSTRUCTIONS ON THE BACK.

Page ___ of ___
Courier:
Tracking #:

9228

Co. Name:
Contact (Report to): TONY APANAVAGE
Phone:
Address: TETRA TECH
GERMANTOWN, MD
Tony.Apanavage@tetratech.com

Bill to (if different than Report to):
PO#:

Project Name/#:
ALS Quote #:

TAT: ☐ Normal-Standard TAT is 10-12 business days. ☐ Rush-Subject to ALS approval and surcharges.
Date Required:
Approved By:

Email? ☐ -Y
Fax? ☐ -Y No.:

							***Container Type	PL															
							***Container Size	250 ml															
							*** Preservative	CRG															
							ANALYSES/METHOD REQUESTED																
Sample Description/Location (as it will appear on the lab report)	COC Comments	Sample Date	Military Time	*G or C	**Matrix	HEXA CHROME 218.6																	
						Enter Number of Containers Per Analysis																	
1 SW42A		6/7/18	1150	G	W	1																	
2 SW42B		6/7/18	1154	G	W	1																	
3 SW42C		6/7/18	1200	G	W	1																	
4 SW42D		6/7/18	1204	G	W	1																	
5																							
6																							
7																							
8																							

Receipt Information (completed by Sample Receiving)
Performed by: RBM
Cooler Temp: 1 °C
Therm. ID: 402
No. of Coolers:
Notes:

Circle appropriate Y or N.				
Correct containers?	Y	Y	Y	Y
Correct sample volume?	Y	Y	Y	Y
Correct preservation?	Y	Y	Y	Y
Headspace/Volatiles?	Y	Y	Y	Y
Custody seals Present?	Y	Y	Y	Y
(if present) Seals intact?	Y	Y	Y	Y
Received on Ice?	Y	Y	Y	Y
COC/Labels complete/accurate?	Y	Y	Y	Y
Container in good condition?	Y	Y	Y	Y

SAMPLED BY (Please Print):

Project Comments:

Relinquished By / Company Name	Date	Time	Received By / Company Name	Date	Time
1	06/07/18	1515	2	6/7	1515
3	6/7	1612	4	6/7	1628
5	6/7	2200	6	6/7/18	2210
7			8		
9			10		

Data Deliverables: ☐ Standard ☐ CLP-like ☐ NJ-Reduced ☐ NJ-Full ☐ other:
EDDs Required? ☐ If yes, format type:
SDWA Forms?⇒ yes ☐ yes ☐ yes ☐ yes ☐ Other
State Samples Collected In? MD ☐ NJ ☐ NY ☐ PA ☐
⇒Enter PWSID No.
DOD Criteria Required?

ALS FIELD SERVICES
☐ Pickup
☐ Labor
☐ Composite Sampling
☐ Rental Equipment
☐ Other:

* G=Grab; C=Composite
**Matrix: AI=Air; DW=Drinking Water; GW=Groundwater; OI=Oil; OL=Other Liquid; SL=Sludge; SO=Soil; WP=Wipe; WW=Wastewater
***Container Type: AG-Amber Glass; CG-Clear Glass, PL-Plastic. Container Size: 250ml, 500ml, 1L, 8oz., etc. Preservative: HCl, HNO3, NaOH, etc.

Copies: WHITE - ORIGINAL CANARY - CUSTOMER COPY

Rev 01-2013

ALS Environmental
34 Dogwood Lane ▪ Middletown, PA 17057 ▪ Phone: 717-944-5541 ▪ Fax: 717-944-1430 ▪ www.alsglobal.com

NELAP Certifications: NJ PA010 , NY 11759 , PA 22-293 DoD ELAP: A2LA 0818.01
State Certifications: DE ID 11 , MA PA0102 , MD 128 , VA 460157 , WV 343

SAMPLE SUMMARY

Workorder: 2319228 TLG016| Lockheed Martin Middle

Lab ID	Sample ID	Matrix	Date Collected	Date Received	Collected By
2319228001	SW39A	Water	6/7/2018 09:43	6/7/2018 22:10	Collected by Client
2319228002	SW39B	Water	6/7/2018 09:48	6/7/2018 22:10	Collected by Client
2319228003	SW39C	Water	6/7/2018 09:52	6/7/2018 22:10	Collected by Client
2319228004	SW39D	Water	6/7/2018 09:56	6/7/2018 22:10	Collected by Client
2319228005	SW44A	Water	6/7/2018 10:19	6/7/2018 22:10	Collected by Client
2319228006	SW44B	Water	6/7/2018 10:22	6/7/2018 22:10	Collected by Client
2319228007	SW44C	Water	6/7/2018 10:26	6/7/2018 22:10	Collected by Client
2319228008	SW44D	Water	6/7/2018 10:29	6/7/2018 22:10	Collected by Client
2319228009	SW43A	Water	6/7/2018 10:35	6/7/2018 22:10	Collected by Client
2319228010	SW43B	Water	6/7/2018 10:38	6/7/2018 22:10	Collected by Client
2319228011	SW43C	Water	6/7/2018 10:41	6/7/2018 22:10	Collected by Client
2319228012	SW43D	Water	6/7/2018 10:44	6/7/2018 22:10	Collected by Client
2319228013	SW38A	Water	6/7/2018 11:14	6/7/2018 22:10	Collected by Client
2319228014	SW38B	Water	6/7/2018 11:18	6/7/2018 22:10	Collected by Client
2319228015	SW38C	Water	6/7/2018 11:21	6/7/2018 22:10	Collected by Client
2319228016	SW38D	Water	6/7/2018 11:25	6/7/2018 22:10	Collected by Client
2319228017	SW40A	Water	6/7/2018 11:33	6/7/2018 22:10	Collected by Client
2319228018	SW40B	Water	6/7/2018 11:37	6/7/2018 22:10	Collected by Client
2319228019	SW40C	Water	6/7/2018 11:40	6/7/2018 22:10	Collected by Client
2319228020	SW40D	Water	6/7/2018 11:43	6/7/2018 22:10	Collected by Client
2319228021	SW37A	Water	6/7/2018 12:09	6/7/2018 22:10	Collected by Client
2319228022	SW37B	Water	6/7/2018 12:12	6/7/2018 22:10	Collected by Client
2319228023	SW37C	Water	6/7/2018 12:15	6/7/2018 22:10	Collected by Client
2319228024	SW37D	Water	6/7/2018 12:19	6/7/2018 22:10	Collected by Client
2319228025	SW41A	Water	6/7/2018 10:53	6/7/2018 22:10	Collected by Client
2319228026	SW41B	Water	6/7/2018 10:57	6/7/2018 22:10	Collected by Client
2319228027	SW41C	Water	6/7/2018 11:01	6/7/2018 22:10	Collected by Client
2319228028	SW41D	Water	6/7/2018 11:05	6/7/2018 22:10	Collected by Client
2319228029	SW45A	Water	6/7/2018 10:02	6/7/2018 22:10	Collected by Client
2319228030	SW45B	Water	6/7/2018 10:06	6/7/2018 22:10	Collected by Client
2319228031	SW45C	Water	6/7/2018 10:10	6/7/2018 22:10	Collected by Client
2319228032	SW45D	Water	6/7/2018 10:13	6/7/2018 22:10	Collected by Client
2319228033	SW42A	Water	6/7/2018 11:50	6/7/2018 22:10	Collected by Client
2319228034	SW42B	Water	6/7/2018 11:54	6/7/2018 22:10	Collected by Client

ALS Environmental
34 Dogwood Lane ■ Middletown, PA 17057 ■ Phone: 717-944-5541 ■ Fax: 717-944-1430 ■ www.alsglobal.com

NELAP Certifications: NJ PA010 , NY 11759 , PA 22-293 DoD ELAP: A2LA 0818.01
State Certifications: DE ID 11 , MA PA0102 , MD 128 , VA 460157 , WV 343

SAMPLE SUMMARY

Workorder: 2319228 TLG016| Lockheed Martin Middle

Lab ID	Sample ID	Matrix	Date Collected	Date Received	Collected By
2319228035	SW42C	Water	6/7/2018 12:00	6/7/2018 22:10	Collected by Client
2319228036	SW42D	Water	6/7/2018 12:04	6/7/2018 22:10	Collected by Client

SAMPLE SUMMARY

Workorder: 2319228 TLG016| Lockheed Martin Middle

Notes

-- Samples collected by ALS personnel are done so in accordance with the procedures set forth in the ALS Field Sampling Plan (20 - Field Services Sampling Plan).
-- All Waste Water analyses comply with methodology requirements of 40 CFR Part 136.
-- All Drinking Water analyses comply with methodology requirements of 40 CFR Part 141.
-- Unless otherwise noted, all quantitative results for soils are reported on a dry weight basis.
-- The Chain of Custody document is included as part of this report.
-- All Library Search analytes should be regarded as tentative identifications based on the presumptive evidence of the mass spectra. Concentrations reported are estimated values.
-- Parameters identified as "analyze immediately" require analysis within 15 minutes of collection. Any "analyze immediately" parameters not listed under the header "Field Parameters" are preformed in the laboratory and are therefore analyzed out of hold time.
-- Method references listed on this report beginning with the prefix “S” followed by a method number (such as S2310B-97) refer to methods from “Standard Methods for the Examination of Water and Wastewater”.
-- For microbiological analyses, the "Prepared" value is the date/time into the incurbator and the "Analyzed" value is the date/time out the incubator.

Standard Acronyms/Flags

J	Indicates an estimated value between the Method Detection Limit (MDL) and the Practical Quantitation Limit (PQL) for the analyte
U	Indicates that the analyte was Not Detected (ND)
N	Indicates presumptive evidence of the presence of a compound
MDL	Method Detection Limit
PQL	Practical Quantitation Limit
RDL	Reporting Detection Limit
ND	Not Detected - indicates that the analyte was Not Detected at the RDL
Cntr	Analysis was performed using this container
RegLmt	Regulatory Limit
LCS	Laboratory Control Sample
MS	Matrix Spike
MSD	Matrix Spike Duplicate
DUP	Sample Duplicate
%Rec	Percent Recovery
RPD	Relative Percent Difference
LOD	DoD Limit of Detection
LOQ	DoD Limit of Quantitation
DL	DoD Detection Limit
I	Indicates reported value is greater than or equal to the Method Detection Limit (MDL) but less than the Report Detection Limit (RDL)
(S)	Surrogate Compound
NC	Not Calculated
*	Result outside of QC limits

ALS Environmental
34 Dogwood Lane ▪ Middletown, PA 17057 ▪ Phone: 717-944-5541 ▪ Fax: 717-944-1430 ▪ www.alsglobal.com

NELAP Certifications: NJ PA010 , NY 11759 , PA 22-293 DoD ELAP: A2LA 0818.01
State Certifications: DE ID 11 , MA PA0102 , MD 128 , VA 460157 , WV 343

ANALYSIS - PREP METHOD CROSS REFERENCE TABLE

Workorder: 2319228 TLG016| Lockheed Martin Middle

Lab ID	Sample ID	Analysis Method	Prep Method
2319228001	SW39A	EPA 218.6	
2319228002	SW39B	EPA 218.6	
2319228003	SW39C	EPA 218.6	
2319228004	SW39D	EPA 218.6	
2319228005	SW44A	EPA 218.6	
2319228006	SW44B	EPA 218.6	
2319228007	SW44C	EPA 218.6	
2319228008	SW44D	EPA 218.6	
2319228009	SW43A	EPA 218.6	
2319228010	SW43B	EPA 218.6	
2319228011	SW43C	EPA 218.6	
2319228012	SW43D	EPA 218.6	
2319228013	SW38A	EPA 218.6	
2319228014	SW38B	EPA 218.6	
2319228015	SW38C	EPA 218.6	
2319228016	SW38D	EPA 218.6	
2319228017	SW40A	EPA 218.6	
2319228018	SW40B	EPA 218.6	
2319228019	SW40C	EPA 218.6	
2319228020	SW40D	EPA 218.6	
2319228021	SW37A	EPA 218.6	
2319228022	SW37B	EPA 218.6	
2319228023	SW37C	EPA 218.6	
2319228024	SW37D	EPA 218.6	
2319228025	SW41A	EPA 218.6	
2319228026	SW41B	EPA 218.6	
2319228027	SW41C	EPA 218.6	
2319228028	SW41D	EPA 218.6	
2319228029	SW45A	EPA 218.6	
2319228030	SW45B	EPA 218.6	
2319228031	SW45C	EPA 218.6	
2319228032	SW45D	EPA 218.6	
2319228033	SW42A	EPA 218.6	
2319228034	SW42B	EPA 218.6	
2319228035	SW42C	EPA 218.6	
2319228036	SW42D	EPA 218.6	

Pos	Name	ilutionFac	*SampleType	Comment	*Instrument	*Batch	*Sequence1	*InitialCal	Status
1	Cal Std 1	1	CAL		IC-4		060818	060818	finished
2	Cal Std 2	1	CAL		IC-4		060818	060818	finished
3	Cal Std 3	1	CAL		IC-4		060818	060818	finished
4	Cal Std 4	1	CAL		IC-4		060818	060818	finished
5	Cal Std 5	1	CAL		IC-4		060818	060818	finished
6	Cal Std 6	1	CAL		IC-4		060818	060818	finished
7	2754646	1	MB	LRB	IC-4	205668	060818	060818	finished
8	2754647	1	MRL	MRL	IC-4	205668	060818	060818	finished
9	2754648	1	CCVL	LFB	IC-4	205668	060818	060818	finished
10	2754649	1	LCS	QCS	IC-4	205668	060818	060818	finished
11	2319228001	1	SAMPLE		IC-4	205668	060818	060818	finished
12	2754650	1	MS		IC-4	205668	060818	060818	finished
13	2754651	1	MSD		IC-4	205668	060818	060818	finished
14	2319228002	1	SAMPLE		IC-4	205668	060818	060818	finished
15	2319228003	1	SAMPLE		IC-4	205668	060818	060818	finished
16	2319228004	1	SAMPLE		IC-4	205668	060818	060818	finished
17	2319228005	1	SAMPLE		IC-4	205668	060818	060818	finished
18	2319228006	1	SAMPLE		IC-4	205668	060818	060818	finished
19	2319228007	1	SAMPLE		IC-4	205668	060818	060818	finished
20	2319228008	1	SAMPLE		IC-4	205668	060818	060818	finished
21	2319228009	1	SAMPLE		IC-4	205668	060818	060818	finished
22	2319228010	1	SAMPLE		IC-4	205668	060818	060818	finished
23	2754652	1	CCVH		IC-4	205668	060818	060818	finished
24	2754653	1	MB		IC-4	205668	060818	060818	finished
25	2319228011	1	SAMPLE		IC-4	205668	060818	060818	finished
26	2754654	1	MS		IC-4	205668	060818	060818	finished
27	2754655	1	MSD		IC-4	205668	060818	060818	finished
28	2319228012	1	SAMPLE		IC-4	205668	060818	060818	finished
29	2319228013	1	SAMPLE		IC-4	205668	060818	060818	finished
30	2319228014	1	SAMPLE		IC-4	205668	060818	060818	finished
31	2319228015	1	SAMPLE		IC-4	205668	060818	060818	finished
32	2319228016	1	SAMPLE		IC-4	205668	060818	060818	finished
33	2319228017	1	SAMPLE		IC-4	205668	060818	060818	finished
34	2319228018	1	SAMPLE		IC-4	205668	060818	060818	finished
35	2319228019	1	SAMPLE		IC-4	205668	060818	060818	finished
36	2319228020	1	SAMPLE		IC-4	205668	060818	060818	finished
37	2754656	1	MB	LRB	IC-4	205669	060818	060818	finished
38	2754657	1	MRL	MRL	IC-4	205669	060818	060818	finished
39	2754658	1	CCVL	LFB	IC-4	205669	060818	060818	finished
40	2754659	1	LCS	QCS	IC-4	205669	060818	060818	finished
41	2319228021	1	SAMPLE		IC-4	205669	060818	060818	finished
42	2754660	1	MS		IC-4	205669	060818	060818	finished

43	2754661	1	MSD		IC-4	205669	060818	060818	finished
44	2319228022	1	SAMPLE		IC-4	205669	060818	060818	finished
45	2319228023	1	SAMPLE		IC-4	205669	060818	060818	finished
46	2319228024	1	SAMPLE		IC-4	205669	060818	060818	finished
47	2319228025	1	SAMPLE		IC-4	205669	060818	060818	finished
48	2319228026	1	SAMPLE		IC-4	205669	060818	060818	finished
49	2319228027	1	SAMPLE		IC-4	205669	060818	060818	finished
50	2319228028	1	SAMPLE		IC-4	205669	060818	060818	finished
1	2319228029	1	SAMPLE		IC-4	205669	060818	060818	finished
2	2319228030	1	SAMPLE		IC-4	205669	060818	060818	finished
3	2754662	1	CCVH		IC-4	205669	060818	060818	finished
4	2754663	1	MB		IC-4	205669	060818	060818	finished
5	2319228031	1	SAMPLE		IC-4	205669	060818	060818	finished
6	2754664	1	MS		IC-4	205669	060818	060818	finished
7	2754665	1	MSD		IC-4	205669	060818	060818	finished
8	2319228032	1	SAMPLE		IC-4	205669	060818	060818	finished
9	2319228033	1	SAMPLE		IC-4	205669	060818	060818	finished
10	2319228034	1	SAMPLE		IC-4	205669	060818	060818	finished
11	2319228035	1	SAMPLE		IC-4	205669	060818	060818	finished
12	2319228036	1	SAMPLE		IC-4	205669	060818	060818	finished
13	2319264001	1	SAMPLE		IC-4	205669	060818	060818	finished
14	2319265001	1	SAMPLE		IC-4	205669	060818	060818	finished
15	2319266001	1	SAMPLE		IC-4	205669	060818	060818	finished
16	2754666	1	MB	LRB	IC-4	205670	060818	060818	finished
17	2754667	1	MRL	MRL	IC-4	205670	060818	060818	finished
18	2754668	1	CCVL	LFB	IC-4	205670	060818	060818	finished
19	2754669	1	LCS	QCS	IC-4	205670	060818	060818	finished
20	2318858001	1	SAMPLE		IC-4	205670	060818	060818	finished
21	2754670	1	MS		IC-4	205670	060818	060818	finished
22	2754671	1	MSD		IC-4	205670	060818	060818	finished
23	2318861001	1	SAMPLE		IC-4	205670	060818	060818	finished
24	2318863001	1	SAMPLE		IC-4	205670	060818	060818	finished
25	2318863002	1	SAMPLE		IC-4	205670	060818	060818	finished
26	2318865001	1	SAMPLE		IC-4	205670	060818	060818	finished
27	2318917001	1	SAMPLE		IC-4	205670	060818	060818	finished
28	2318918001	1	SAMPLE		IC-4	205670	060818	060818	finished
29	2318918002	1	SAMPLE		IC-4	205670	060818	060818	finished
30	2754672	1	CCVH		IC-4	205670	060818	060818	finished
31	2754673	1	MB		IC-4	205670	060818	060818	finished
32	SHUTDOWN		MISC		IC-4	205670	060818	060818	finished

ANION SUMMARY REPORT

No.	Name	Time	*Analyst	lutionFac	*Batch	*Instrument	Amount Cr6 UV_VIS_1
7	2754646	06/08/18 05:03	MBW	1	205668	IC-4	[redacted]
8	2754647	06/08/18 05:49	MBW	1	205668	IC-4	[redacted]
9	2754648	06/08/18 06:39	MBW	1	205668	IC-4	[redacted]
10	2754649	06/08/18 05:31	MBW	1	205668	IC-4	[redacted]
11	2319228001	06/08/18 06:49	MBW	1	205668	IC-4	[redacted]
12	2754650	06/08/18 07:00	MBW	1	205668	IC-4	[redacted]
13	2754651	06/08/18 07:10	MBW	1	205668	IC-4	[redacted]
14	2319228002	06/08/18 07:20	MBW	1	205668	IC-4	[redacted]
15	2319228003	06/08/18 07:30	MBW	1	205668	IC-4	[redacted]
16	2319228004	06/08/18 07:41	MBW	1	205668	IC-4	[redacted]
17	2319228005	06/08/18 07:51	MBW	1	205668	IC-4	[redacted]
18	2319228006	06/08/18 08:02	MBW	1	205668	IC-4	[redacted]
19	2319228007	06/08/18 08:12	MBW	1	205668	IC-4	[redacted]
20	2319228008	06/08/18 08:22	MBW	1	205668	IC-4	[redacted]
21	2319228009	06/08/18 08:33	MBW	1	205668	IC-4	[redacted]
22	2319228010	06/08/18 08:43	MBW	1	205668	IC-4	[redacted]
23	2754652	06/08/18 08:54	MBW	1	205668	IC-4	[redacted]
24	2754653	06/08/18 09:04	MBW	1	205668	IC-4	[redacted]
25	2319228011	06/08/18 09:14	MBW	1	205668	IC-4	[redacted]
26	2754654	06/08/18 09:25	MBW	1	205668	IC-4	[redacted]
27	2754655	06/08/18 09:35	MBW	1	205668	IC-4	[redacted]
28	2319228012	06/08/18 09:46	MBW	1	205668	IC-4	[redacted]
29	2319228013	06/08/18 09:56	MBW	1	205668	IC-4	[redacted]
30	2319228014	06/08/18 10:06	MBW	1	205668	IC-4	[redacted]
31	2319228015	06/08/18 10:17	MBW	1	205668	IC-4	[redacted]
32	2319228016	06/08/18 10:27	MBW	1	205668	IC-4	[redacted]
33	2319228017	06/08/18 10:38	MBW	1	205668	IC-4	[redacted]
34	2319228018	06/08/18 10:48	MBW	1	205668	IC-4	[redacted]
35	2319228019	06/08/18 10:58	MBW	1	205668	IC-4	[redacted]
36	2319228020	06/08/18 11:09	MBW	1	205668	IC-4	[redacted]
37	2754656	06/09/18 04:32	MBW	1	205669	IC-4	[redacted]
38	2754657	06/09/18 04:42	MBW	1	205669	IC-4	[redacted]
39	2754658	06/09/18 05:34	MBW	1	205669	IC-4	[redacted]
40	2754659	06/09/18 05:44	MBW	1	205669	IC-4	[redacted]
41	2319228021	06/09/18 05:54	MBW	1	205669	IC-4	[redacted]
42	2754660	06/09/18 06:04	MBW	1	205669	IC-4	[redacted]
43	2754661	06/09/18 06:14	MBW	1	205669	IC-4	[redacted]
44	2319228022	06/09/18 06:25	MBW	1	205669	IC-4	[redacted]
45	2319228023	06/09/18 06:35	MBW	1	205669	IC-4	[redacted]
46	2319228024	06/09/18 06:46	MBW	1	205669	IC-4	[redacted]
47	2319228025	06/09/18 06:56	MBW	1	205669	IC-4	[redacted]
48	2319228026	06/09/18 07:06	MBW	1	205669	IC-4	[redacted]

49	2319228027	06/09/18 07:17	MBW	1	205669	IC-4	[redacted]
50	2319228028	06/09/18 07:27	MBW	1	205669	IC-4	[redacted]
51	2319228029	06/09/18 07:38	MBW	1	205669	IC-4	[redacted]
52	2319228030	06/09/18 07:48	MBW	1	205669	IC-4	[redacted]
53	2754662	06/09/18 07:59	MBW	1	205669	IC-4	[redacted]
54	2754663	06/09/18 08:09	MBW	1	205669	IC-4	[redacted]
55	2319228031	06/09/18 08:19	MBW	1	205669	IC-4	[redacted]
56	2754664	06/09/18 08:30	MBW	1	205669	IC-4	[redacted]
57	2754665	06/09/18 08:40	MBW	1	205669	IC-4	[redacted]
58	2319228032	06/09/18 08:50	MBW	1	205669	IC-4	[redacted]
59	2319228033	06/09/18 09:00	MBW	1	205669	IC-4	[redacted]
60	2319228034	06/09/18 09:10	MBW	1	205669	IC-4	[redacted]
61	2319228035	06/09/18 09:20	MBW	1	205669	IC-4	[redacted]
62	2319228036	06/09/18 09:30	MBW	1	205669	IC-4	[redacted]
63	2319264001	06/09/18 09:40	MBW	1	205669	IC-4	[redacted]
64	2319265001	06/09/18 09:49	MBW	1	205669	IC-4	[redacted]
65	2319266001	06/09/18 09:59	MBW	1	205669	IC-4	[redacted]
66	2754666	06/09/18 10:09	MBW	1	205670	IC-4	[redacted]
67	2754667	06/09/18 10:19	MBW	1	205670	IC-4	[redacted]
68	2754668	06/09/18 10:29	MBW	1	205670	IC-4	[redacted]
69	2754669	06/09/18 10:39	MBW	1	205670	IC-4	[redacted]
70	2318858001	06/09/18 10:49	MBW	1	205670	IC-4	[redacted]
71	2754670	06/09/18 10:59	MBW	1	205670	IC-4	[redacted]
72	2754671	06/09/18 11:09	MBW	1	205670	IC-4	[redacted]
73	2318861001	06/09/18 11:18	MBW	1	205670	IC-4	[redacted]
74	2318863001	06/09/18 11:28	MBW	1	205670	IC-4	[redacted]
75	2318863002	06/09/18 11:38	MBW	1	205670	IC-4	[redacted]
76	2318865001	06/09/18 11:48	MBW	1	205670	IC-4	[redacted]
77	2318917001	06/09/18 11:58	MBW	1	205670	IC-4	[redacted]
78	2318918001	06/09/18 12:08	MBW	1	205670	IC-4	[redacted]
79	2318918002	06/09/18 12:18	MBW	1	205670	IC-4	[redacted]
80	2754672	06/09/18 12:28	MBW	1	205670	IC-4	[redacted]
81	2754673	06/09/18 12:38	MBW	1	205670	IC-4	[redacted]
82	SHUTDOWN	06/09/18 12:48	MBW		205670	IC-4	n.a.

Form 6B
Inorganic Initial and Continuing Calibration Verification Summary

Analysis Method: EPA 218.6 SDG No.: TLG017

Instrument ID: IC-4 Units: ug/L

Sample ID	Analyte	Type	Analyzed	True Conc.	Conc. Recovered	Recovery (%)	(1)	Acc. Limit (%)
2754648	Hexavalent Chromium	CCVL	06/08/2018 06:39	5	4.6	92		85 - 115
2754652	Hexavalent Chromium	CCVH	06/08/2018 08:54	20	20.6	103		85 - 115
2754658	Hexavalent Chromium	CCVL	06/09/2018 05:34	5	4.5	91		85 - 115
2754662	Hexavalent Chromium	CCVH	06/09/2018 07:59	20	18.1	90.4		85 - 115
2754668	Hexavalent Chromium	CCVL	06/09/2018 10:29	5	4.6	91.2		85 - 115

(1) The following qualifiers are used:
* : Values outside of acceptable limits

Comments:

Form 4B
Inorganic Blank Summary

Analysis Method: EPA 218.6
Instrument: IC-4

SDG No.: TLG017

Sample ID	Analyte	Type	Matrix	Analyzed	Result	Q (1)	Units
2754646	Hexavalent Chromium	MB	QC-Water	06/08/2018 05:03	0.25	U	ug/L
2754653	Hexavalent Chromium	MB	QC-Water	06/08/2018 09:04	0.25	U	ug/L
2754656	Hexavalent Chromium	MB	QC-Water	06/09/2018 04:32	0.25	U	ug/L
2754663	Hexavalent Chromium	MB	QC-Water	06/09/2018 08:09	0.25	U	ug/L
2754666	Hexavalent Chromium	MB	QC-Water	06/09/2018 10:09	0.25	U	ug/L

(1) The following qualifiers are used:

U: The analyte concentration is less than the reporting limit listed
J: The analyte concentration is less than the reporting limit but greater than the method detection limit

Comments:

Form 8B
Laboratory Control Sample (LCS) Recovery Summary

Analysis Method: EPA 218.6 SDG No.: TLG017

Matrix (soil/water): QC-Water Instrument ID: IC-4
Units: ug/L

Sample ID	Analyte	Type	Analyzed	True Conc.	Conc. Recovered	Recovery (%)	(1)	Acc. Limit (%)
2754649	Hexavalent Chromium	LCS	06/08/2018 05:31	10	9.8	97.9		85 - 115
2754647	Hexavalent Chromium	MRL	06/08/2018 05:49	0.25	0.2	80.4		50 - 150
2754657	Hexavalent Chromium	MRL	06/09/2018 04:42	0.25	0.23	90.8		50 - 150
2754659	Hexavalent Chromium	LCS	06/09/2018 05:44	10	9.7	96.9		85 - 115
2754667	Hexavalent Chromium	MRL	06/09/2018 10:19	0.25	0.24	96.8		50 - 150
2754669	Hexavalent Chromium	LCS	06/09/2018 10:39	10	9.5	95.5		85 - 115

(1) The following qualifiers are used:
* : Values outside of acceptable limits

Comments:

Sample Description

SW39A

Form 3A
Matrix Spike and Matrix Spike Duplicate Recovery Summary

Analysis Method: EPA 218.6
Matrix (soil/water): Water

SDG No.: TLG017
Units: ug/L
Lab Sample ID: 2319228001
Lab MS Sample ID: 2754650
Lab MSD Sample ID: 2754651

Analyte	Spike Added	Sample Concentration	MS Concentration	MS Recovery (%)	(1)	Acceptable Limits (%)
Hexavalent Chromium	5	0.0	2.6	52.5	*	85 - 115

Analyte	Spike Added	MSD Concentration	MSD Recovery (%)	(1)	Acceptable Limits (%)	RPD (%)	(1)	Acc. Lim. (%)
Hexavalent Chromium	5	4.1	81.5	*	85 - 115	43.4	*	20

(1) The following qualifiers are used:

* : Values outside of acceptable limits
D : Spikes diluted out

Comments:

Sample Description

SW43C

Form 3A
Matrix Spike and Matrix Spike Duplicate Recovery Summary

Analysis Method: EPA 218.6
Matrix (soil/water): Water

SDG No.: TLG017
Units: ug/L
Lab Sample ID: 2319228011
Lab MS Sample ID: 2754654
Lab MSD Sample ID: 2754655

Analyte	Spike Added	Sample Concentration	MS Concentration	MS Recovery (%)	(1)	Acceptable Limits (%)
Hexavalent Chromium	5	0.0	2.5	50.6	*	85 - 115

Analyte	Spike Added	MSD Concentration	MSD Recovery (%)	(1)	Acceptable Limits (%)	RPD (%)	(1)	Acc. Lim. (%)
Hexavalent Chromium	5	5.0	100		85 - 115	65.8	*	20

(1) The following qualifiers are used:

* : Values outside of acceptable limits
D : Spikes diluted out

Comments:

Sample Description

SW37A

Form 3A
Matrix Spike and Matrix Spike Duplicate Recovery Summary

Analysis Method: EPA 218.6
Matrix (soil/water): Water

SDG No.: TLG017
Units: ug/L
Lab Sample ID: 2319228021
Lab MS Sample ID: 2754660
Lab MSD Sample ID: 2754661

Analyte	Spike Added	Sample Concentration	MS Concentration	MS Recovery (%)	(1)	Acceptable Limits (%)
Hexavalent Chromium	5	0.0	4.5	90.6		85 - 115

Analyte	Spike Added	MSD Concentration	MSD Recovery (%)	(1)	Acceptable Limits (%)	RPD (%)	(1)	Acc. Lim. (%)
Hexavalent Chromium	5	4.7	94.3		85 - 115	3.96		20

(1) The following qualifiers are used:

* : Values outside of acceptable limits
D : Spikes diluted out

Comments:

Sample Description

SW45C

Form 3A
Matrix Spike and Matrix Spike Duplicate Recovery Summary

Analysis Method: EPA 218.6
Matrix (soil/water): Water

SDG No.: TLG017
Units: ug/L
Lab Sample ID: 2319228031
Lab MS Sample ID: 2754664
Lab MSD Sample ID: 2754665

Analyte	Spike Added	Sample Concentration	MS Concentration	MS Recovery (%)	(1)	Acceptable Limits (%)
Hexavalent Chromium	5	0.0	4.6	91.6		85 - 115

Analyte	Spike Added	MSD Concentration	MSD Recovery (%)	(1)	Acceptable Limits (%)	RPD (%)	(1)	Acc. Lim. (%)
Hexavalent Chromium	5	4.6	91.7		85 - 115	0.11		20

(1) The following qualifiers are used:

* : Values outside of acceptable limits
D : Spikes diluted out

Comments:

Calibration Batch Report

Sequence:	4-060818	Instrument:	IC-4
Instrument Method:	cr+6	InitialCal:	060818
Ini. Date/Time:	06/08/18 05:49	Method:	218_6_060818

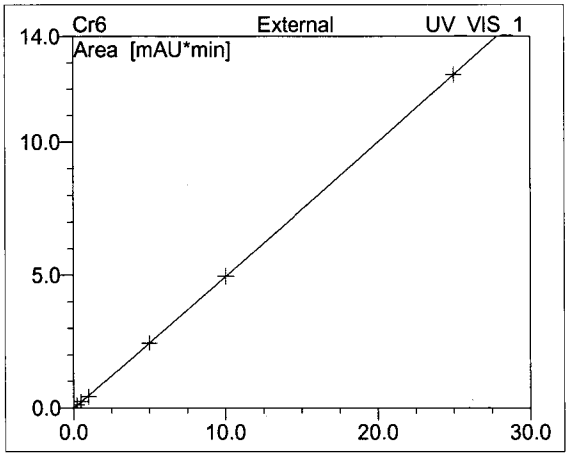

No.	Ret.Time min	Peak Name	Cal.Type	Points	Offset (C0)	Slope (C1)	Curve (C2)	Coeff.Det. %
1	5.68	Cr6	0QOff	6	-0.022	0.495	0.000	99.9975
AVERAGE:					-0.0223	0.4945	0.0003	99.9975

Cr+6 218.6 pH Filtration Prep

Sample	Adjusted With	Final pH 9-9.5, SI units	0.4 µm Filtered
2319228001	ammonium hydroxide	X	lab
2319228002	ammonium hydroxide	X	lab
2319228003	ammonium hydroxide	X	lab
2319228004	ammonium hydroxide	X	lab
2319228005	ammonium hydroxide	X	lab
2319228006	ammonium hydroxide	X	lab
2319228007	ammonium hydroxide	X	lab
2319228008	ammonium hydroxide	X	lab
2319228009	ammonium hydroxide	X	lab
2319228010	ammonium hydroxide	X	lab
2319228011	ammonium hydroxide	X	lab
2319228012	ammonium hydroxide	X	lab
2319228013	ammonium hydroxide	X	lab
2319228014	ammonium hydroxide	X	lab
2319228015	ammonium hydroxide	X	lab
2319228016	ammonium hydroxide	X	lab
2319228017	ammonium hydroxide	X	lab
2319228018	ammonium hydroxide	X	lab
2319228019	ammonium hydroxide	X	lab
2319228020	ammonium hydroxide	X	lab
	MBW 6/9/18		

Date:	6.8.2018 2:25
Tech:	MBW

Queue:	WETC
Batch:	205668

Reagent:	
Cr+6 Buffer:	N/A

Reviewed by:	CHW
Reviewed date:	6/12/18

Comments:
An "X" in the Final pH column indicates that the sample pH is within this range.
Ammonium Hydroxide - 161014002

_Q:WETC|_B:205668|_D:6.8.2018 2:25

Cr+6 218.6 pH Filtration Prep

Sample	Adjusted With	Final pH 9-9.5, SI units	0.4 µm Filtered
2319228021	ammonium hydroxide	X	lab
2319228022	ammonium hydroxide	X	lab
2319228023	ammonium hydroxide	X	lab
2319228024	ammonium hydroxide	X	lab
2319228025	ammonium hydroxide	X	lab
2319228026	ammonium hydroxide	X	lab
2319228027	ammonium hydroxide	X	lab
2319228028	ammonium hydroxide	X	lab
2319228029	ammonium hydroxide	X	lab
2319228030	ammonium hydroxide	X	lab
2319228031	ammonium hydroxide	X	lab
2319228032	ammonium hydroxide	X	lab
2319228033	ammonium hydroxide	X	lab
2319228034	ammonium hydroxide	X	lab
2319228035	ammonium hydroxide	X	lab
2319228036	ammonium hydroxide	X	lab
	MBW	6/9/18	

Date:	6.8.2018 2:25
Tech:	MBW

Queue:	WETC
Batch:	205669

Reagent:	
Cr+6 Buffer:	N/A

Reviewed by:	
Reviewed date:	

Comments:
An "X" in the Final pH column indicates that the sample pH is within this range.
Ammonium Hydroxide - 161014002

_Q:WETC|_B:205669|_D:6.8.2018 2:25

TETRA TECH

INTERNAL CORRESPONDENCE

TO: **M. MARTIN** **DATE:** **AUGUST 6, 2018**

FROM: **MICHELLE L. WOEBER** **COPIES:** **DV FILE**

SUBJECT: **INORGANIC DATA VALIDATION – HEXAVALENT CHROMIUM**
LOCKHEED MARTIN CORPORATION (LMC) – MARTIN STATE AIRPORT (MSA)
FROM MORTAR CREEK
SAMPLE DELIVERY GROUP (SDG) TLG-026

SAMPLES: 36/Aqueous/Hexavalent Chromium

MSA-SW37A-070918	MSA-SW37B-070918	MSA-SW37C-070918
MSA-SW37D-070918	MSA-SW38A-070918	MSA-SW38B-070918
MSA-SW38C-070918	MSA-SW38D-070918	MSA-SW39A-070918
MSA-SW39B-070918	MSA-SW39C-070918	MSA-SW39D-070918
MSA-SW40A-070918	MSA-SW40B-070918	MSA-SW40C-070918
MSA-SW40D-070918	MSA-SW41A-070918	MSA-SW41B-070918
MSA-SW41C-070918	MSA-SW41D-070918	MSA-SW42A-070918
MSA-SW42B-070918	MSA-SW42C-070918	MSA-SW42D-070918
MSA-SW43A-070918	MSA-SW43B-070918	MSA-SW43C-070918
MSA-SW43D-070918	MSA-SW44A-070918	MSA-SW44B-070918
MSA-SW44C-070918	MSA-SW44D-070918	MSA-SW45A-070918
MSA-SW45B-070918	MSA-SW45C-070918	MSA-SW45D-070918

Overview

The sample set for LMC – MSA Frog Mortar Creek, SDG TLG-026 consisted of thirty-six (36) aqueous environmental samples. All thirty-six (36) aqueous samples were analyzed for hexavalent chromium. No field duplicate pair was included in the sample delivery group (SDG).

The samples were collected by Tetra Tech, Inc. on July 9, 2018 and analyzed by ALS Environmental. All analyses were conducted in accordance with EPA Method 218.6 analytical and reporting protocols.

The data contained in these SDGs were validated with regard to the following parameters: data completeness, holding times and sample preservation, initial/continuing calibrations, laboratory method blank results, laboratory control sample results, matrix spike/matrix spike duplicate results, chromatographic resolution, analyte quantitation, and detection limits. Areas of concern are listed below.

Major

No major issues were identified.

Minor

No minor issues were identified.

Notes

All samples were properly preserved to a pH of 9.0 – 9.5 and analyzed within 24 hours of sample receipt.

The non-detected results were reported to the Method Detection Limit (MDL).

Executive Summary

Laboratory Performance: None.

Other Factors Affecting Data Quality: None.

The data for these analyses were reviewed with reference to the "National Functional Guidelines for Inorganic Review" (January 2017). The text of this report has been formulated to address only those areas affecting data quality.

Tetra Tech, Inc.
Michelle L. Allen
Chemist/Data Validator

Tetra Tech, Inc.
Joseph A. Samchuck
Data Validation Manager

Attachments:
Appendix A – Qualified Analytical Results
Appendix B – Results as Reported by the Laboratory
Appendix C – Support Documentation

Data Qualifier Definitions

The following definitions provide brief explanations of the validation qualifiers assigned to results in the data review process.

U	The analyte was analyzed for, but was not detected at a level greater than or equal to the level of the adjusted detection limit.
J	The result is an estimated quantity. The associated numerical value is the approximate concentration of the analyte in the sample (due either to the quality of the data generated because certain quality control criteria were not met, or the concentration of the analyte was below the reporting limit).
J+	The result is an estimated quantity, but the result may be biased high.
J-	The result is an estimated quantity, but the result may be biased low.
UJ	The analyte was analyzed for, but was not detected. The reported detection limit is approximate and may be inaccurate or imprecise.
NJ	The analyte has been “tentatively identified” or “presumptively” as present and the associated numerical value is the estimated concentration in the sample.
R	The sample result (detected) is unusable due to the quality of the data generated because certain criteria were not met. The analyte may or may not be present in the sample.
UR	The sample result (nondetected) is unusable due to the quality of the data generated because certain criteria were not met. The analyte may or may not be present in the sample.
X	The sample results (including non-detects) were affected by serious deficiencies in the ability to analyze the sample and meet published method and project quality control criteria. The presence or absence of the analyte cannot be substantiated by the data provided. Acceptance or rejection of the data should be decided by the project team, but exclusion of the data is recommended.

Appendix A

Qualified Analytical Results

Qualifier Codes:

A = Lab Blank Contamination
B = Field Blank Contamination
C = Calibration Noncompliance (i.e., % RSDs, %Ds, ICVs, CCVs, RRFs, etc.)
C01 = GC/MS Tuning Noncompliance
D = MS/MSD Recovery Noncompliance
E = LCS/LCSD Recovery Noncompliance
F = Lab Duplicate Imprecision
G = Field Duplicate Imprecision
H = Holding Time Exceedance
I = ICP Serial Dilution Noncompliance
J = ICP PDS Recovery Noncompliance; MSA's r < 0.995
K = ICP Interference - includes ICS % R Noncompliance
L = Instrument Calibration Range Exceedance
M = Sample Preservation Noncompliance
N = Internal Standard Noncompliance
N01 = Internal Standard Recovery Noncompliance Dioxins
N02 = Recovery Standard Noncompliance Dioxins
N03 = Clean-up Standard Noncompliance Dioxins
O = Poor Instrument Performance (i.e., base-time drifting)
P = Uncertainty near detection limit (< 2 x IDL for inorganics and <CRQL for organics)
Q = Other problems (can encompass a number of issues; i.e.chromatography,interferences, etc.)
R = Surrogates Recovery Noncompliance
S = Pesticide/PCB Resolution
T = % Breakdown Noncompliance for DDT and Endrin
U = RPD between columns/detectors >40% for positive results determined via GC/HPLC
V = Non-linear calibrations; correlation coefficient r < 0.995
W = EMPC result
X = Signal to noise response drop
Y = Percent solids <30%
Z = Uncertainty at 2 standard deviations is greater than sample activity
Z1 = Tentatively Identified Compound considered presumptively present
Z2 = Tentatively Identified Compound column bleed
Z3 = Tentatively Identified Compound aldol condensate
Z4 = Sample activity is less than the at uncertainty at 3 standard deviations and greater than the MDC
Z5 = Sample activity is less than the at uncertainty at 3 standard deviations and less than the MDC

PROJ_NO: 08424	NSAMPLE	MSA-SW37A-070918			MSA-SW37B-070918			MSA-SW37C-070918			MSA-SW37D-070918		
SDG: TLG-026	LAB_ID	2325107001			2325107002			2325107003			2325107004		
FRACTION: MISC	SAMP_DATE	7/9/2018			7/9/2018			7/9/2018			7/9/2018		
MEDIA: WATER	QC_TYPE	NM			NM			NM			NM		
	UNITS	UG/L			UG/L			UG/L			UG/L		
	PCT_SOLIDS	0.0			0.0			0.0			0.0		
	DUP_OF												
PARAMETER		RESULT	VQL	QLCD	RESULT	VQL	QLCD	RESULT	VQL	QLCD	RESULT	VQL	QLCD
HEXAVALENT CHROMIUM		0.047	U		0.047	U		0.047	U		0.047	U	

PROJ_NO: 08424	NSAMPLE	MSA-SW38A-070918			MSA-SW38B-070918			MSA-SW38C-070918			MSA-SW38D-070918		
SDG: TLG-026	LAB_ID	2325107005			2325107006			2325107007			2325107008		
FRACTION: MISC	SAMP_DATE	7/9/2018			7/9/2018			7/9/2018			7/9/2018		
MEDIA: WATER	QC_TYPE	NM			NM			NM			NM		
	UNITS	UG/L			UG/L			UG/L			UG/L		
	PCT_SOLIDS	0.0			0.0			0.0			0.0		
	DUP_OF												
PARAMETER		RESULT	VQL	QLCD	RESULT	VQL	QLCD	RESULT	VQL	QLCD	RESULT	VQL	QLCD
HEXAVALENT CHROMIUM		0.047	U		0.047	U		0.047	U		0.047	U	

PROJ_NO: 08424	NSAMPLE	MSA-SW39A-070918			MSA-SW39B-070918			MSA-SW39C-070918			MSA-SW39D-070918		
SDG: TLG-026	LAB_ID	2325107009			2325107010			2325107011			2325107012		
FRACTION: MISC	SAMP_DATE	7/9/2018			7/9/2018			7/9/2018			7/9/2018		
MEDIA: WATER	QC_TYPE	NM			NM			NM			NM		
	UNITS	UG/L			UG/L			UG/L			UG/L		
	PCT_SOLIDS	0.0			0.0			0.0			0.0		
	DUP_OF												
PARAMETER		RESULT	VQL	QLCD	RESULT	VQL	QLCD	RESULT	VQL	QLCD	RESULT	VQL	QLCD
HEXAVALENT CHROMIUM		0.047	U		0.047	U		0.047	U		0.047	U	

PROJ_NO: 08424	NSAMPLE	MSA-SW40A-070918			MSA-SW40B-070918			MSA-SW40C-070918			MSA-SW40D-070918		
SDG: TLG-026	LAB_ID	2325107013			2325107014			2325107015			2325107016		
FRACTION: MISC	SAMP_DATE	7/9/2018			7/9/2018			7/9/2018			7/9/2018		
MEDIA: WATER	QC_TYPE	NM			NM			NM			NM		
	UNITS	UG/L			UG/L			UG/L			UG/L		
	PCT_SOLIDS	0.0			0.0			0.0			0.0		
	DUP_OF												
PARAMETER		RESULT	VQL	QLCD	RESULT	VQL	QLCD	RESULT	VQL	QLCD	RESULT	VQL	QLCD
HEXAVALENT CHROMIUM		0.047	U		0.047	U		0.047	U		0.047	U	

PROJ_NO: 08424	NSAMPLE	MSA-SW41A-070918			MSA-SW41B-070918			MSA-SW41C-070918			MSA-SW41D-070918		
SDG: TLG-026	LAB_ID	2325107017			2325107018			2325107019			2325107020		
FRACTION: MISC	SAMP_DATE	7/9/2018			7/9/2018			7/9/2018			7/9/2018		
MEDIA: WATER	QC_TYPE	NM			NM			NM			NM		
	UNITS	UG/L			UG/L			UG/L			UG/L		
	PCT_SOLIDS	0.0			0.0			0.0			0.0		
	DUP_OF												
PARAMETER		RESULT	VQL	QLCD	RESULT	VQL	QLCD	RESULT	VQL	QLCD	RESULT	VQL	QLCD
HEXAVALENT CHROMIUM		0.047	U		0.047	U		0.047	U		0.047	U	

PROJ_NO: 08424	NSAMPLE	MSA-SW42A-070918			MSA-SW42B-070918			MSA-SW42C-070918			MSA-SW42D-070918		
SDG: TLG-026	LAB_ID	2325107021			2325107022			2325107023			2325107024		
FRACTION: MISC	SAMP_DATE	7/9/2018			7/9/2018			7/9/2018			7/9/2018		
MEDIA: WATER	QC_TYPE	NM			NM			NM			NM		
	UNITS	UG/L			UG/L			UG/L			UG/L		
	PCT_SOLIDS	0.0			0.0			0.0			0.0		
	DUP_OF												
PARAMETER		RESULT	VQL	QLCD	RESULT	VQL	QLCD	RESULT	VQL	QLCD	RESULT	VQL	QLCD
HEXAVALENT CHROMIUM		0.047	U		0.047	U		0.047	U		0.047	U	

PROJ_NO: 08424	NSAMPLE	MSA-SW43A-070918			MSA-SW43B-070918			MSA-SW43C-070918			MSA-SW43D-070918		
SDG: TLG-026	LAB_ID	2325107025			2325107026			2325107027			2325107028		
FRACTION: MISC	SAMP_DATE	7/9/2018			7/9/2018			7/9/2018			7/9/2018		
MEDIA: WATER	QC_TYPE	NM			NM			NM			NM		
	UNITS	UG/L			UG/L			UG/L			UG/L		
	PCT_SOLIDS	0.0			0.0			0.0			0.0		
	DUP_OF												
PARAMETER		RESULT	VQL	QLCD	RESULT	VQL	QLCD	RESULT	VQL	QLCD	RESULT	VQL	QLCD
HEXAVALENT CHROMIUM		0.047	U		0.047	U		0.047	U		0.047	U	

PROJ_NO: 08424	NSAMPLE	MSA-SW44A-070918			MSA-SW44B-070918			MSA-SW44C-070918			MSA-SW44D-070918		
SDG: TLG-026	LAB_ID	2325107029			2325107030			2325107031			2325107032		
FRACTION: MISC	SAMP_DATE	7/9/2018			7/9/2018			7/9/2018			7/9/2018		
MEDIA: WATER	QC_TYPE	NM			NM			NM			NM		
	UNITS	UG/L			UG/L			UG/L			UG/L		
	PCT_SOLIDS	0.0			0.0			0.0			0.0		
	DUP_OF												
PARAMETER		RESULT	VQL	QLCD	RESULT	VQL	QLCD	RESULT	VQL	QLCD	RESULT	VQL	QLCD
HEXAVALENT CHROMIUM		0.047	U		0.047	U		0.047	U		0.047	U	

PROJ_NO: 08424	NSAMPLE	MSA-SW45A-070918			MSA-SW45B-070918			MSA-SW45C-070918			MSA-SW45D-070918		
SDG: TLG-026	LAB_ID	2325107033			2325107034			2325107035			2325107036		
FRACTION: MISC	SAMP_DATE	7/9/2018			7/9/2018			7/9/2018			7/9/2018		
MEDIA: WATER	QC_TYPE	NM			NM			NM			NM		
	UNITS	UG/L			UG/L			UG/L			UG/L		
	PCT_SOLIDS	0.0			0.0			0.0			0.0		
	DUP_OF												
PARAMETER		RESULT	VQL	QLCD	RESULT	VQL	QLCD	RESULT	VQL	QLCD	RESULT	VQL	QLCD
HEXAVALENT CHROMIUM		0.047	U		0.047	U		0.047	U		0.047	U	

Appendix B

Results as Reported by the Laboratory

ALS Environmental
34 Dogwood Lane ▪ Middletown, PA 17057 ▪ Phone: 717-944-5541 ▪ Fax: 717-944-1430 ▪ www.alsglobal.com

NELAP Certifications: NJ PA010 , NY 11759 , PA 22-293 DoD ELAP: A2LA 0818.01
State Certifications: DE ID 11 , MA PA0102 , MD 128 , VA 460157 , WV 343

ANALYTICAL RESULTS

Workorder: 2325107 TLG026|112IC08242

Lab ID: **2325107001** Date Collected: 7/9/2018 13:00 Matrix: Water
Sample ID: **MSA-SW37A-070918** Date Received: 7/9/2018 20:40

Parameters	Results	Flag	Units	RDL	MDL	Method	Prepared By	Analyzed	By	*Cntr*
WET CHEMISTRY										
Hexavalent Chromium	ND		ug/L	0.25	0.047	EPA 218.6		7/10/18 01:53	MBW	A

Vanessa N. Badman
Mrs. Vanessa N Badman
Project Coordinator

ALS Environmental
34 Dogwood Lane ■ Middletown, PA 17057 ■ Phone: 717-944-5541 ■ Fax: 717-944-1430 ■ www.alsglobal.com

NELAP Certifications: NJ PA010 , NY 11759 , PA 22-293 DoD ELAP: A2LA 0818.01
State Certifications: DE ID 11 , MA PA0102 , MD 128 , VA 460157 , WV 343

ANALYTICAL RESULTS

Workorder: 2325107 TLG026|112IC08242

Lab ID: **2325107002** Date Collected: 7/9/2018 13:05 Matrix: Water
Sample ID: **MSA-SW37B-070918** Date Received: 7/9/2018 20:40

Parameters	Results	Flag	Units	RDL	MDL	Method	Prepared By	Analyzed	By	*Cntr*
WET CHEMISTRY										
Hexavalent Chromium	ND		ug/L	0.25	0.047	EPA 218.6		7/10/18 02:23	MBW	A

Vanessa N. Badman
Mrs. Vanessa N Badman
Project Coordinator

ALS Environmental
34 Dogwood Lane ▪ Middletown, PA 17057 ▪ Phone: 717-944-5541 ▪ Fax: 717-944-1430 ▪ www.alsglobal.com

NELAP Certifications: NJ PA010 , NY 11759 , PA 22-293 DoD ELAP: A2LA 0818.01
State Certifications: DE ID 11 , MA PA0102 , MD 128 , VA 460157 , WV 343

ANALYTICAL RESULTS

Workorder: 2325107 TLG026|112IC08242

Lab ID: **2325107003** Date Collected: 7/9/2018 13:09 Matrix: Water
Sample ID: **MSA-SW37C-070918** Date Received: 7/9/2018 20:40

Parameters	Results	Flag	Units	RDL	MDL	Method	Prepared By	Analyzed	By	*Cntr*
WET CHEMISTRY										
Hexavalent Chromium	ND		ug/L	0.25	0.047	EPA 218.6		7/10/18 02:32	MBW	A

Vanessa N. Badman
Mrs. Vanessa N Badman
Project Coordinator

ALS Environmental
34 Dogwood Lane ■ Middletown, PA 17057 ■ Phone: 717-944-5541 ■ Fax: 717-944-1430 ■ www.alsglobal.com

NELAP Certifications: NJ PA010 , NY 11759 , PA 22-293 DoD ELAP: A2LA 0818.01
State Certifications: DE ID 11 , MA PA0102 , MD 128 , VA 460157 , WV 343

ANALYTICAL RESULTS

Workorder: 2325107 TLG026|112IC08242

Lab ID: **2325107004** Date Collected: 7/9/2018 13:15 Matrix: Water
Sample ID: **MSA-SW37D-070918** Date Received: 7/9/2018 20:40

Parameters	Results	Flag	Units	RDL	MDL	Method	Prepared By	Analyzed	By	*Cntr*
WET CHEMISTRY										
Hexavalent Chromium	ND		ug/L	0.25	0.047	EPA 218.6		7/10/18 02:41	MBW	A

Vanessa N. Badman
Mrs. Vanessa N Badman
Project Coordinator

ALS Environmental
34 Dogwood Lane ▪ Middletown, PA 17057 ▪ Phone: 717-944-5541 ▪ Fax: 717-944-1430 ▪ www.alsglobal.com

NELAP Certifications: NJ PA010 , NY 11759 , PA 22-293 DoD ELAP: A2LA 0818.01
State Certifications: DE ID 11 , MA PA0102 , MD 128 , VA 460157 , WV 343

ANALYTICAL RESULTS

Workorder: 2325107 TLG026|112IC08242

Lab ID: **2325107005** Date Collected: 7/9/2018 11:47 Matrix: Water
Sample ID: **MSA-SW38A-070918** Date Received: 7/9/2018 20:40

Parameters	Results	Flag	Units	RDL	MDL	Method	Prepared By	Analyzed	By	*Cntr*
WET CHEMISTRY										
Hexavalent Chromium	ND		ug/L	0.25	0.047	EPA 218.6		7/10/18 02:50	MBW	A

Vanessa N. Badman
Mrs. Vanessa N Badman
Project Coordinator

ALS Environmental
34 Dogwood Lane ▪ Middletown, PA 17057 ▪ Phone: 717-944-5541 ▪ Fax: 717-944-1430 ▪ www.alsglobal.com

NELAP Certifications: NJ PA010 , NY 11759 , PA 22-293 DoD ELAP: A2LA 0818.01
State Certifications: DE ID 11 , MA PA0102 , MD 128 , VA 460157 , WV 343

ANALYTICAL RESULTS

Workorder: 2325107 TLG026|112IC08242

Lab ID: **2325107006** Date Collected: 7/9/2018 11:51 Matrix: Water
Sample ID: **MSA-SW38B-070918** Date Received: 7/9/2018 20:40

Parameters	Results	Flag	Units	RDL	MDL	Method	Prepared By	Analyzed	By	*Cntr*
WET CHEMISTRY										
Hexavalent Chromium	ND		ug/L	0.25	0.047	EPA 218.6		7/10/18 02:59	MBW	A

Vanessa N. Badman
Mrs. Vanessa N Badman
Project Coordinator

ALS Environmental
34 Dogwood Lane ▪ Middletown, PA 17057 ▪ Phone: 717-944-5541 ▪ Fax: 717-944-1430 ▪ www.alsglobal.com

NELAP Certifications: NJ PA010 , NY 11759 , PA 22-293 DoD ELAP: A2LA 0818.01
State Certifications: DE ID 11 , MA PA0102 , MD 128 , VA 460157 , WV 343

ANALYTICAL RESULTS

Workorder: 2325107 TLG026|112IC08242

Lab ID: **2325107007** Date Collected: 7/9/2018 11:56 Matrix: Water
Sample ID: **MSA-SW38C-070918** Date Received: 7/9/2018 20:40

Parameters	Results	Flag	Units	RDL	MDL	Method	Prepared By	Analyzed	By	*Cntr*
WET CHEMISTRY										
Hexavalent Chromium	ND		ug/L	0.25	0.047	EPA 218.6		7/10/18 03:08	MBW	A

Vanessa N. Badman
Mrs. Vanessa N Badman
Project Coordinator

ALS Environmental
34 Dogwood Lane ▪ Middletown, PA 17057 ▪ Phone: 717-944-5541 ▪ Fax: 717-944-1430 ▪ www.alsglobal.com

NELAP Certifications: NJ PA010 , NY 11759 , PA 22-293 DoD ELAP: A2LA 0818.01
State Certifications: DE ID 11 , MA PA0102 , MD 128 , VA 460157 , WV 343

ANALYTICAL RESULTS

Workorder: 2325107 TLG026|112IC08242

Lab ID: **2325107008** Date Collected: 7/9/2018 12:03 Matrix: Water
Sample ID: **MSA-SW38D-070918** Date Received: 7/9/2018 20:40

Parameters	Results	Flag	Units	RDL	MDL	Method	Prepared By	Analyzed	By	*Cntr*
WET CHEMISTRY										
Hexavalent Chromium	ND		ug/L	0.25	0.047	EPA 218.6		7/10/18 03:17	MBW	A

Vanessa N. Badman
Mrs. Vanessa N Badman
Project Coordinator

ALS Environmental
34 Dogwood Lane ▪ Middletown, PA 17057 ▪ Phone: 717-944-5541 ▪ Fax: 717-944-1430 ▪ www.alsglobal.com

NELAP Certifications: NJ PA010 , NY 11759 , PA 22-293 DoD ELAP: A2LA 0818.01
State Certifications: DE ID 11 , MA PA0102 , MD 128 , VA 460157 , WV 343

ANALYTICAL RESULTS

Workorder: 2325107 TLG026|112IC08242

Lab ID: **2325107009** Date Collected: 7/9/2018 09:38 Matrix: Water
Sample ID: **MSA-SW39A-070918** Date Received: 7/9/2018 20:40

Parameters	Results	Flag	Units	RDL	MDL	Method	Prepared By	Analyzed	By	*Cntr*
WET CHEMISTRY										
Hexavalent Chromium	ND		ug/L	0.25	0.047	EPA 218.6		7/10/18 03:26	MBW	A

Vanessa N. Badman
Mrs. Vanessa N Badman
Project Coordinator

ALS Environmental
34 Dogwood Lane ▪ Middletown, PA 17057 ▪ Phone: 717-944-5541 ▪ Fax: 717-944-1430 ▪ www.alsglobal.com

NELAP Certifications: NJ PA010 , NY 11759 , PA 22-293 DoD ELAP: A2LA 0818.01
State Certifications: DE ID 11 , MA PA0102 , MD 128 , VA 460157 , WV 343

ANALYTICAL RESULTS

Workorder: 2325107 TLG026|112IC08242

Lab ID: **2325107010** Date Collected: 7/9/2018 09:44 Matrix: Water
Sample ID: **MSA-SW39B-070918** Date Received: 7/9/2018 20:40

Parameters	Results	Flag	Units	RDL	MDL	Method	Prepared By	Analyzed	By	*Cntr*
WET CHEMISTRY										
Hexavalent Chromium	ND		ug/L	0.25	0.047	EPA 218.6		7/10/18 03:36	MBW	A

Vanessa N. Badman
Mrs. Vanessa N Badman
Project Coordinator

ALS Environmental
34 Dogwood Lane ▪ Middletown, PA 17057 ▪ Phone: 717-944-5541 ▪ Fax: 717-944-1430 ▪ www.alsglobal.com

NELAP Certifications: NJ PA010 , NY 11759 , PA 22-293 DoD ELAP: A2LA 0818.01
State Certifications: DE ID 11 , MA PA0102 , MD 128 , VA 460157 , WV 343

ANALYTICAL RESULTS

Workorder: 2325107 TLG026|112IC08242

Lab ID: **2325107011** Date Collected: 7/9/2018 09:50 Matrix: Water
Sample ID: **MSA-SW39C-070918** Date Received: 7/9/2018 20:40

Parameters	Results	Flag	Units	RDL	MDL	Method	Prepared By	Analyzed	By	*Cntr*
WET CHEMISTRY										
Hexavalent Chromium	ND		ug/L	0.25	0.047	EPA 218.6		7/10/18 04:03	MBW	A

Vanessa N. Badman
Mrs. Vanessa N Badman
Project Coordinator

ALS Environmental
34 Dogwood Lane ▪ Middletown, PA 17057 ▪ Phone: 717-944-5541 ▪ Fax: 717-944-1430 ▪ www.alsglobal.com

NELAP Certifications: NJ PA010 , NY 11759 , PA 22-293 DoD ELAP: A2LA 0818.01
State Certifications: DE ID 11 , MA PA0102 , MD 128 , VA 460157 , WV 343

ANALYTICAL RESULTS

Workorder: 2325107 TLG026|112IC08242

Lab ID: **2325107012** Date Collected: 7/9/2018 09:56 Matrix: Water
Sample ID: **MSA-SW39D-070918** Date Received: 7/9/2018 20:40

Parameters	Results	Flag	Units	RDL	MDL	Method	Prepared By	Analyzed	By	*Cntr*
WET CHEMISTRY										
Hexavalent Chromium	ND		ug/L	0.25	0.047	EPA 218.6		7/10/18 04:33	MBW	A

Vanessa N. Badman
Mrs. Vanessa N Badman
Project Coordinator

ALS Environmental
34 Dogwood Lane ▪ Middletown, PA 17057 ▪ Phone: 717-944-5541 ▪ Fax: 717-944-1430 ▪ www.alsglobal.com

NELAP Certifications: NJ PA010 , NY 11759 , PA 22-293 DoD ELAP: A2LA 0818.01
State Certifications: DE ID 11 , MA PA0102 , MD 128 , VA 460157 , WV 343

ANALYTICAL RESULTS

Workorder: 2325107 TLG026|112IC08242

Lab ID: **2325107013** Date Collected: 7/9/2018 12:15 Matrix: Water
Sample ID: **MSA-SW40A-070918** Date Received: 7/9/2018 20:40

Parameters	Results	Flag	Units	RDL	MDL	Method	Prepared By	Analyzed	By	*Cntr*
WET CHEMISTRY										
Hexavalent Chromium	ND		ug/L	0.25	0.047	EPA 218.6		7/10/18 04:43	MBW	A

Vanessa N. Badman
Mrs. Vanessa N Badman
Project Coordinator

ALS Environmental
34 Dogwood Lane ▪ Middletown, PA 17057 ▪ Phone: 717-944-5541 ▪ Fax: 717-944-1430 ▪ www.alsglobal.com

NELAP Certifications: NJ PA010 , NY 11759 , PA 22-293 DoD ELAP: A2LA 0818.01
State Certifications: DE ID 11 , MA PA0102 , MD 128 , VA 460157 , WV 343

ANALYTICAL RESULTS

Workorder: 2325107 TLG026|112IC08242

Lab ID: **2325107014** Date Collected: 7/9/2018 12:18 Matrix: Water
Sample ID: **MSA-SW40B-070918** Date Received: 7/9/2018 20:40

Parameters	Results	Flag	Units	RDL	MDL	Method	Prepared By	Analyzed	By	*Cntr*
WET CHEMISTRY										
Hexavalent Chromium	ND		ug/L	0.25	0.047	EPA 218.6		7/10/18 04:52	MBW	A

Vanessa N. Badman
Mrs. Vanessa N Badman
Project Coordinator

ALS Environmental
34 Dogwood Lane ▪ Middletown, PA 17057 ▪ Phone: 717-944-5541 ▪ Fax: 717-944-1430 ▪ www.alsglobal.com

NELAP Certifications: NJ PA010 , NY 11759 , PA 22-293 DoD ELAP: A2LA 0818.01
State Certifications: DE ID 11 , MA PA0102 , MD 128 , VA 460157 , WV 343

ANALYTICAL RESULTS

Workorder: 2325107 TLG026|112IC08242

Lab ID: **2325107015** Date Collected: 7/9/2018 12:23 Matrix: Water
Sample ID: **MSA-SW40C-070918** Date Received: 7/9/2018 20:40

Parameters	Results	Flag	Units	RDL	MDL	Method	Prepared By	Analyzed	By	*Cntr*
WET CHEMISTRY										
Hexavalent Chromium	ND		ug/L	0.25	0.047	EPA 218.6		7/10/18 05:01	MBW	A

Vanessa N. Badman
Mrs. Vanessa N Badman
Project Coordinator

ALS Environmental
34 Dogwood Lane ▪ Middletown, PA 17057 ▪ Phone: 717-944-5541 ▪ Fax: 717-944-1430 ▪ www.alsglobal.com

NELAP Certifications: NJ PA010 , NY 11759 , PA 22-293 DoD ELAP: A2LA 0818.01
State Certifications: DE ID 11 , MA PA0102 , MD 128 , VA 460157 , WV 343

ANALYTICAL RESULTS

Workorder: 2325107 TLG026|112IC08242

Lab ID: **2325107016** Date Collected: 7/9/2018 12:28 Matrix: Water
Sample ID: **MSA-SW40D-070918** Date Received: 7/9/2018 20:40

Parameters	Results	Flag	Units	RDL	MDL	Method	Prepared By	Analyzed	By	*Cntr*
WET CHEMISTRY										
Hexavalent Chromium	ND		ug/L	0.25	0.047	EPA 218.6		7/10/18 05:10	MBW	A

Vanessa N. Badman
Mrs. Vanessa N Badman
Project Coordinator

ALS Environmental
34 Dogwood Lane ▪ Middletown, PA 17057 ▪ Phone: 717-944-5541 ▪ Fax: 717-944-1430 ▪ www.alsglobal.com

NELAP Certifications: NJ PA010 , NY 11759 , PA 22-293 DoD ELAP: A2LA 0818.01
State Certifications: DE ID 11 , MA PA0102 , MD 128 , VA 460157 , WV 343

ANALYTICAL RESULTS

Workorder: 2325107 TLG026|112IC08242

Lab ID: **2325107017** Date Collected: 7/9/2018 11:21 Matrix: Water
Sample ID: **MSA-SW41A-070918** Date Received: 7/9/2018 20:40

Parameters	Results	Flag	Units	RDL	MDL	Method	Prepared By	Analyzed	By	*Cntr*
WET CHEMISTRY										
Hexavalent Chromium	ND		ug/L	0.25	0.047	EPA 218.6		7/10/18 05:19	MBW	A

Vanessa N. Badman
Mrs. Vanessa N Badman
Project Coordinator

ALS Environmental
34 Dogwood Lane ▪ Middletown, PA 17057 ▪ Phone: 717-944-5541 ▪ Fax: 717-944-1430 ▪ www.alsglobal.com

NELAP Certifications: NJ PA010 , NY 11759 , PA 22-293 DoD ELAP: A2LA 0818.01
State Certifications: DE ID 11 , MA PA0102 , MD 128 , VA 460157 , WV 343

ANALYTICAL RESULTS

Workorder: 2325107 TLG026|112IC08242

Lab ID: **2325107018** Date Collected: 7/9/2018 11:27 Matrix: Water
Sample ID: **MSA-SW41B-070918** Date Received: 7/9/2018 20:40

Parameters	Results	Flag	Units	RDL	MDL	Method	Prepared By	Analyzed	By	*Cntr*
WET CHEMISTRY										
Hexavalent Chromium	ND		ug/L	0.25	0.047	EPA 218.6		7/10/18 05:28	MBW	A

Vanessa N. Badman
Mrs. Vanessa N Badman
Project Coordinator

ALS Environmental
34 Dogwood Lane ■ Middletown, PA 17057 ■ Phone: 717-944-5541 ■ Fax: 717-944-1430 ■ www.alsglobal.com

NELAP Certifications: NJ PA010 , NY 11759 , PA 22-293 DoD ELAP: A2LA 0818.01
State Certifications: DE ID 11 , MA PA0102 , MD 128 , VA 460157 , WV 343

ANALYTICAL RESULTS

Workorder: 2325107 TLG026|112IC08242

Lab ID: **2325107019** Date Collected: 7/9/2018 11:32 Matrix: Water
Sample ID: **MSA-SW41C-070918** Date Received: 7/9/2018 20:40

Parameters	Results	Flag	Units	RDL	MDL	Method	Prepared By	Analyzed	By	*Cntr*
WET CHEMISTRY										
Hexavalent Chromium	ND		ug/L	0.25	0.047	EPA 218.6		7/10/18 05:37	MBW	A

Vanessa N. Badman
Mrs. Vanessa N Badman
Project Coordinator

ALS Environmental
34 Dogwood Lane ▪ Middletown, PA 17057 ▪ Phone: 717-944-5541 ▪ Fax: 717-944-1430 ▪ www.alsglobal.com

NELAP Certifications: NJ PA010 , NY 11759 , PA 22-293 DoD ELAP: A2LA 0818.01
State Certifications: DE ID 11 , MA PA0102 , MD 128 , VA 460157 , WV 343

ANALYTICAL RESULTS

Workorder: 2325107 TLG026|112IC08242

Lab ID: **2325107020** Date Collected: 7/9/2018 11:38 Matrix: Water
Sample ID: **MSA-SW41D-070918** Date Received: 7/9/2018 20:40

Parameters	Results	Flag	Units	RDL	MDL	Method	Prepared By	Analyzed	By	*Cntr*
WET CHEMISTRY										
Hexavalent Chromium	ND		ug/L	0.25	0.047	EPA 218.6		7/10/18 05:46	MBW	A

Vanessa N. Badman
Mrs. Vanessa N Badman
Project Coordinator

ALS Environmental
34 Dogwood Lane ■ Middletown, PA 17057 ■ Phone: 717-944-5541 ■ Fax: 717-944-1430 ■ www.alsglobal.com

NELAP Certifications: NJ PA010 , NY 11759 , PA 22-293 DoD ELAP: A2LA 0818.01
State Certifications: DE ID 11 , MA PA0102 , MD 128 , VA 460157 , WV 343

ANALYTICAL RESULTS

Workorder: 2325107 TLG026|112IC08242

Lab ID: **2325107021** Date Collected: 7/9/2018 12:38 Matrix: Water
Sample ID: **MSA-SW42A-070918** Date Received: 7/9/2018 20:40

Parameters	Results	Flag	Units	RDL	MDL	Method	Prepared By	Analyzed	By	*Cntr*
WET CHEMISTRY										
Hexavalent Chromium	ND		ug/L	0.25	0.047	EPA 218.6		7/10/18 06:32	MBW	A

Vanessa N. Badman
Mrs. Vanessa N Badman
Project Coordinator

ALS Environmental
34 Dogwood Lane ■ Middletown, PA 17057 ■ Phone: 717-944-5541 ■ Fax: 717-944-1430 ■ www.alsglobal.com

NELAP Certifications: NJ PA010 , NY 11759 , PA 22-293 DoD ELAP: A2LA 0818.01
State Certifications: DE ID 11 , MA PA0102 , MD 128 , VA 460157 , WV 343

ANALYTICAL RESULTS

Workorder: 2325107 TLG026|112IC08242

Lab ID: **2325107022** Date Collected: 7/9/2018 12:44 Matrix: Water
Sample ID: **MSA-SW42B-070918** Date Received: 7/9/2018 20:40

Parameters	Results	Flag	Units	RDL	MDL	Method	Prepared By	Analyzed	By	*Cntr*
WET CHEMISTRY										
Hexavalent Chromium	ND		ug/L	0.25	0.047	EPA 218.6		7/10/18 06:59	MBW	A

Vanessa N. Badman
Mrs. Vanessa N Badman
Project Coordinator

ALS Environmental
34 Dogwood Lane ▪ Middletown, PA 17057 ▪ Phone: 717-944-5541 ▪ Fax: 717-944-1430 ▪ www.alsglobal.com

NELAP Certifications: NJ PA010 , NY 11759 , PA 22-293 DoD ELAP: A2LA 0818.01
State Certifications: DE ID 11 , MA PA0102 , MD 128 , VA 460157 , WV 343

ANALYTICAL RESULTS

Workorder: 2325107 TLG026|112IC08242

Lab ID: **2325107023** Date Collected: 7/9/2018 12:48 Matrix: Water
Sample ID: **MSA-SW42C-070918** Date Received: 7/9/2018 20:40

Parameters	Results	Flag	Units	RDL	MDL	Method	Prepared By	Analyzed	By	*Cntr*
WET CHEMISTRY										
Hexavalent Chromium	ND		ug/L	0.25	0.047	EPA 218.6		7/10/18 07:08	MBW	A

Vanessa N. Badman
Mrs. Vanessa N Badman
Project Coordinator

ALS Environmental
34 Dogwood Lane ▪ Middletown, PA 17057 ▪ Phone: 717-944-5541 ▪ Fax: 717-944-1430 ▪ www.alsglobal.com

NELAP Certifications: NJ PA010 , NY 11759 , PA 22-293 DoD ELAP: A2LA 0818.01
State Certifications: DE ID 11 , MA PA0102 , MD 128 , VA 460157 , WV 343

ANALYTICAL RESULTS

Workorder: 2325107 TLG026|112IC08242

Lab ID: **2325107024** Date Collected: 7/9/2018 12:53 Matrix: Water
Sample ID: **MSA-SW42D-070918** Date Received: 7/9/2018 20:40

Parameters	Results	Flag	Units	RDL	MDL	Method	Prepared By	Analyzed	By	*Cntr*
WET CHEMISTRY										
Hexavalent Chromium	ND		ug/L	0.25	0.047	EPA 218.6		7/10/18 07:17	MBW	A

Vanessa N. Badman
Mrs. Vanessa N Badman
Project Coordinator

ALS Environmental
34 Dogwood Lane ▪ Middletown, PA 17057 ▪ Phone: 717-944-5541 ▪ Fax: 717-944-1430 ▪ www.alsglobal.com

NELAP Certifications: NJ PA010 , NY 11759 , PA 22-293 DoD ELAP: A2LA 0818.01
State Certifications: DE ID 11 , MA PA0102 , MD 128 , VA 460157 , WV 343

ANALYTICAL RESULTS

Workorder: 2325107 TLG026|112IC08242

Lab ID: **2325107025** Date Collected: 7/9/2018 10:50 Matrix: Water
Sample ID: **MSA-SW43A-070918** Date Received: 7/9/2018 20:40

Parameters	Results	Flag	Units	RDL	MDL	Method	Prepared By	Analyzed	By	*Cntr*
WET CHEMISTRY										
Hexavalent Chromium	ND		ug/L	0.25	0.047	EPA 218.6		7/10/18 07:26	MBW	A

Vanessa N. Badman
Mrs. Vanessa N Badman
Project Coordinator

ALS Environmental
34 Dogwood Lane ▪ Middletown, PA 17057 ▪ Phone: 717-944-5541 ▪ Fax: 717-944-1430 ▪ www.alsglobal.com

NELAP Certifications: NJ PA010 , NY 11759 , PA 22-293 DoD ELAP: A2LA 0818.01
State Certifications: DE ID 11 , MA PA0102 , MD 128 , VA 460157 , WV 343

ANALYTICAL RESULTS

Workorder: 2325107 TLG026|112IC08242

Lab ID: **2325107026** Date Collected: 7/9/2018 10:58 Matrix: Water
Sample ID: **MSA-SW43B-070918** Date Received: 7/9/2018 20:40

Parameters	Results	Flag	Units	RDL	MDL	Method	Prepared By	Analyzed	By	*Cntr*
WET CHEMISTRY										
Hexavalent Chromium	ND		ug/L	0.25	0.047	EPA 218.6		7/10/18 07:35	MBW	A

Vanessa N. Badman
Mrs. Vanessa N Badman
Project Coordinator

ALS Environmental
34 Dogwood Lane ▪ Middletown, PA 17057 ▪ Phone: 717-944-5541 ▪ Fax: 717-944-1430 ▪ www.alsglobal.com

NELAP Certifications: NJ PA010 , NY 11759 , PA 22-293 DoD ELAP: A2LA 0818.01
State Certifications: DE ID 11 , MA PA0102 , MD 128 , VA 460157 , WV 343

ANALYTICAL RESULTS

Workorder: 2325107 TLG026|112IC08242

Lab ID: **2325107027** Date Collected: 7/9/2018 11:05 Matrix: Water
Sample ID: **MSA-SW43C-070918** Date Received: 7/9/2018 20:40

Parameters	Results	Flag	Units	RDL	MDL	Method	Prepared By	Analyzed	By	*Cntr*
WET CHEMISTRY										
Hexavalent Chromium	ND		ug/L	0.25	0.047	EPA 218.6		7/10/18 07:45	MBW	A

Vanessa N. Badman
Mrs. Vanessa N Badman
Project Coordinator

ALS Environmental
34 Dogwood Lane ▪ Middletown, PA 17057 ▪ Phone: 717-944-5541 ▪ Fax: 717-944-1430 ▪ www.alsglobal.com

NELAP Certifications: NJ PA010 , NY 11759 , PA 22-293 DoD ELAP: A2LA 0818.01
State Certifications: DE ID 11 , MA PA0102 , MD 128 , VA 460157 , WV 343

ANALYTICAL RESULTS

Workorder: 2325107 TLG026|112IC08242

Lab ID: **2325107028** Date Collected: 7/9/2018 11:11 Matrix: Water
Sample ID: **MSA-SW43D-070918** Date Received: 7/9/2018 20:40

Parameters	Results	Flag	Units	RDL	MDL	Method	Prepared By	Analyzed	By	*Cntr*
WET CHEMISTRY										
Hexavalent Chromium	ND		ug/L	0.25	0.047	EPA 218.6		7/10/18 07:54	MBW	A

Vanessa N. Badman
Mrs. Vanessa N Badman
Project Coordinator

ALS Environmental
34 Dogwood Lane ▪ Middletown, PA 17057 ▪ Phone: 717-944-5541 ▪ Fax: 717-944-1430 ▪ www.alsglobal.com

NELAP Certifications: NJ PA010 , NY 11759 , PA 22-293 DoD ELAP: A2LA 0818.01
State Certifications: DE ID 11 , MA PA0102 , MD 128 , VA 460157 , WV 343

ANALYTICAL RESULTS

Workorder: 2325107 TLG026|112IC08242

Lab ID: **2325107029** Date Collected: 7/9/2018 10:27 Matrix: Water
Sample ID: **MSA-SW44A-070918** Date Received: 7/9/2018 20:40

Parameters	Results	Flag	Units	RDL	MDL	Method	Prepared By	Analyzed	By	*Cntr*
WET CHEMISTRY										
Hexavalent Chromium	ND		ug/L	0.25	0.047	EPA 218.6		7/10/18 08:03	MBW	A

Vanessa N. Badman
Mrs. Vanessa N Badman
Project Coordinator

ALS Environmental
34 Dogwood Lane ▪ Middletown, PA 17057 ▪ Phone: 717-944-5541 ▪ Fax: 717-944-1430 ▪ www.alsglobal.com

NELAP Certifications: NJ PA010 , NY 11759 , PA 22-293 DoD ELAP: A2LA 0818.01
State Certifications: DE ID 11 , MA PA0102 , MD 128 , VA 460157 , WV 343

ANALYTICAL RESULTS

Workorder: 2325107 TLG026|112IC08242

Lab ID: **2325107030** Date Collected: 7/9/2018 10:32 Matrix: Water
Sample ID: **MSA-SW44B-070918** Date Received: 7/9/2018 20:40

Parameters	Results	Flag	Units	RDL	MDL	Method	Prepared By	Analyzed	By	*Cntr*
WET CHEMISTRY										
Hexavalent Chromium	ND		ug/L	0.25	0.047	EPA 218.6		7/10/18 08:12	MBW	A

Vanessa N. Badman
Mrs. Vanessa N Badman
Project Coordinator

ALS Environmental
34 Dogwood Lane ■ Middletown, PA 17057 ■ Phone: 717-944-5541 ■ Fax: 717-944-1430 ■ www.alsglobal.com

NELAP Certifications: NJ PA010 , NY 11759 , PA 22-293 DoD ELAP: A2LA 0818.01
State Certifications: DE ID 11 , MA PA0102 , MD 128 , VA 460157 , WV 343

ANALYTICAL RESULTS

Workorder: 2325107 TLG026|112IC08242

Lab ID: **2325107031** Date Collected: 7/9/2018 10:36 Matrix: Water
Sample ID: **MSA-SW44C-070918** Date Received: 7/9/2018 20:40

Parameters	Results	Flag	Units	RDL	MDL	Method	Prepared By	Analyzed	By	*Cntr*
WET CHEMISTRY										
Hexavalent Chromium	ND		ug/L	0.25	0.047	EPA 218.6		7/10/18 08:39	MBW	A

Vanessa N. Badman
Mrs. Vanessa N Badman
Project Coordinator

ALS Environmental
34 Dogwood Lane ▪ Middletown, PA 17057 ▪ Phone: 717-944-5541 ▪ Fax: 717-944-1430 ▪ www.alsglobal.com

NELAP Certifications: NJ PA010 , NY 11759 , PA 22-293 DoD ELAP: A2LA 0818.01
State Certifications: DE ID 11 , MA PA0102 , MD 128 , VA 460157 , WV 343

ANALYTICAL RESULTS

Workorder: 2325107 TLG026|112IC08242

Lab ID: **2325107032** Date Collected: 7/9/2018 10:42 Matrix: Water
Sample ID: **MSA-SW44D-070918** Date Received: 7/9/2018 20:40

Parameters	Results	Flag	Units	RDL	MDL	Method	Prepared By	Analyzed	By	*Cntr*
WET CHEMISTRY										
Hexavalent Chromium	ND		ug/L	0.25	0.047	EPA 218.6		7/10/18 09:07	MBW	A

Vanessa N. Badman
Mrs. Vanessa N Badman
Project Coordinator

ALS Environmental
34 Dogwood Lane ▪ Middletown, PA 17057 ▪ Phone: 717-944-5541 ▪ Fax: 717-944-1430 ▪ www.alsglobal.com

NELAP Certifications: NJ PA010 , NY 11759 , PA 22-293 DoD ELAP: A2LA 0818.01
State Certifications: DE ID 11 , MA PA0102 , MD 128 , VA 460157 , WV 343

ANALYTICAL RESULTS

Workorder: 2325107 TLG026|112IC08242

Lab ID: **2325107033** Date Collected: 7/9/2018 10:03 Matrix: Water
Sample ID: **MSA-SW45A-070918** Date Received: 7/9/2018 20:40

Parameters	Results	Flag	Units	RDL	MDL	Method	Prepared By	Analyzed	By	*Cntr*
WET CHEMISTRY										
Hexavalent Chromium	ND		ug/L	0.25	0.047	EPA 218.6		7/10/18 09:16	MBW	A

Vanessa N. Badman
Mrs. Vanessa N Badman
Project Coordinator

ALS Environmental
34 Dogwood Lane ■ Middletown, PA 17057 ■ Phone: 717-944-5541 ■ Fax: 717-944-1430 ■ www.alsglobal.com

NELAP Certifications: NJ PA010 , NY 11759 , PA 22-293 DoD ELAP: A2LA 0818.01
State Certifications: DE ID 11 , MA PA0102 , MD 128 , VA 460157 , WV 343

ANALYTICAL RESULTS

Workorder: 2325107 TLG026|112IC08242

Lab ID: **2325107034** Date Collected: 7/9/2018 10:08 Matrix: Water
Sample ID: **MSA-SW45B-070918** Date Received: 7/9/2018 20:40

Parameters	Results	Flag	Units	RDL	MDL	Method	Prepared By	Analyzed	By	*Cntr*
WET CHEMISTRY										
Hexavalent Chromium	ND		ug/L	0.25	0.047	EPA 218.6		7/10/18 09:25	MBW	A

Vanessa N. Badman
Mrs. Vanessa N Badman
Project Coordinator

ALS Environmental
34 Dogwood Lane ▪ Middletown, PA 17057 ▪ Phone: 717-944-5541 ▪ Fax: 717-944-1430 ▪ www.alsglobal.com

NELAP Certifications: NJ PA010 , NY 11759 , PA 22-293 DoD ELAP: A2LA 0818.01
State Certifications: DE ID 11 , MA PA0102 , MD 128 , VA 460157 , WV 343

ANALYTICAL RESULTS

Workorder: 2325107 TLG026|112IC08242

Lab ID: **2325107035** Date Collected: 7/9/2018 10:14 Matrix: Water
Sample ID: **MSA-SW45C-070918** Date Received: 7/9/2018 20:40

Parameters	Results	Flag	Units	RDL	MDL	Method	Prepared By	Analyzed	By	*Cntr*
WET CHEMISTRY										
Hexavalent Chromium	ND		ug/L	0.25	0.047	EPA 218.6		7/10/18 09:34	MBW	A

Vanessa N. Badman
Mrs. Vanessa N Badman
Project Coordinator

ALS Environmental
34 Dogwood Lane ▪ Middletown, PA 17057 ▪ Phone: 717-944-5541 ▪ Fax: 717-944-1430 ▪ www.alsglobal.com

NELAP Certifications: NJ PA010 , NY 11759 , PA 22-293 DoD ELAP: A2LA 0818.01
State Certifications: DE ID 11 , MA PA0102 , MD 128 , VA 460157 , WV 343

ANALYTICAL RESULTS

Workorder: 2325107 TLG026|112IC08242

Lab ID: **2325107036** Date Collected: 7/9/2018 10:18 Matrix: Water
Sample ID: **MSA-SW45D-070918** Date Received: 7/9/2018 20:40

Parameters	Results	Flag	Units	RDL	MDL	Method	Prepared By	Analyzed	By	*Cntr*
WET CHEMISTRY										
Hexavalent Chromium	ND		ug/L	0.25	0.047	EPA 218.6		7/10/18 09:43	MBW	A

Vanessa N. Badman
Mrs. Vanessa N Badman
Project Coordinator

Appendix C

Support Documentation

Middletown

34 Dogwood Lane
Middletown, PA

Chain of Custody Record

* 2 3 2 5 1 0 7 *

ALS Environmental

Client Contact	Project Manager: Tony Apanavage	Site Contact: Tony Apanavage	Date: 7/9/2018	COC No:
Tetra Tech	Tel/Fax: 301-233-8230 (cell)	Lab Contact: Vanessa Badman	Carrier: Fedex	1 of 3 COCs
20251 Century Blvd, Suite 200	Analysis Turnaround Time			Job No.
Germantown, MD 20874	Calendar (C) or Work Days (W)			
(301) 528-3021 Phone	TAT if different from Below (24 HR HOLD TIME)			SDG No.
(301) 528-3000 FAX	☐ 2 weeks			
Project Name: MSA Surface Water Sampling	☐ 1 week			Sampler: Mullis
Site: MSA Frog Mortar Creek	☐ 2 days			
Project # 112IC08424	☐ 1 day			Sample Specific Notes:

Sample Identification	Sample Date	Sample Time	Sample Type	Matrix	# of Cont.	Filtered Sample	Dissolved Hexavalent Chromium (218.6)
MSA-SW37A-070918	7/9/2018	1300	SW	Water	1		x
MSA-SW37B-070918	7/9/2018	1305	SW	Water	1		x
MSA-SW37C-070918	7/9/2018	1309	SW	Water	1		x
MSA-SW37D-070918	7/9/2018	1315	SW	Water	1		x
MSA-SW38A-070918	7/9/2018	1147	SW	Water	1		x
MSA-SW38B-070918	7/9/2018	1151	SW	Water	1		x
MSA-SW38C-070918	7/9/2018	1156	SW	Water	1		x
MSA-SW38D-070918	7/9/2018	1203	SW	Water	1		x
MSA-SW39A-070918	7/9/2018	0938	SW	Water	1		x
MSA-SW39B-070918	7/9/2018	0944	SW	Water	1		x
MSA-SW39C-070918	7/9/2018	0950	SW	Water	1		x
MSA-SW39D-070918	7/9/2018	0956	SW	Water	1		x
							6

	Y	N	Initials
Custody Seals Present?	✓		
(if present) Seals Intact?	✓		KM
Received on Ice?	✓		
COC/Lbls Complete	✓		
Cont in Good Cond?	✓		
Correct Containers?	✓		
Correct Samp Vol?	✓		
Correct Preservation?	✓		
Headspace/Volatiles?	—		

Cooler Temp: 2 °C
Cooler #:
Therm ID: 402
Ship Carrier: FedEx UPS DHL
Tracking #: MD180709003

Preservation Used: 1= Ice, 2= HCl; 3= H2SO4; 4=HNO3; 5=NaOH; 6= Other Hex chrome buffer

Possible Hazard Identification
☒ Non-Hazard ☐ Flammable ☐ Skin Irritant Poison B ☐ Unknown ☐

Sample Disposal (A fee may be assessed if samples are retained longer than 1 month)
☐ Return To Client ☒ Disposal By Lab ☐ Archive For ____ Months

Special Instructions/QC Requirements & Comments: **Samples must be analyzed within 24 hours of sample time. Filtered in Field**

Relinquished by:	Company:	Date/Time:	Received by:	Company:	Date/Time:
	Tetra Tech Inc	7/9/18 1500		ALS	7/9 1500
	ALS	7/9 1700	COMMON COURIER / ALS COURIER		
COMMON COURIER / ALS COURIER				ALS	7/9/2018 2040

Middletown

34 Dogwood Lane
Middletown, PA

Chain of Custody Record

ALS Environmental

Client Contact	Project Manager: Tony Apanavnge	Site Contact: Tony Apanavage	Date: 7/9/2018	COC No:
Tetra Tech	Tel/Fax: 301-233-8230 (cell)	Lab Contact: Vanessa Badman	Carrier: Fedex	2 of 3 COCs
20251 Century Blvd, Suite 200	Analysis Turnaround Time			Job No.
Germantown, MD 20874	Calendar (C) or Work Days (W)			
(301) 528-3021 Phone	TAT if different from Below 24 HR HOLD TIME			
(301) 528-3000 FAX	☐ 2 weeks			SDG No.
Project Name: MSA Surface Water Sampling	☐ 1 week			
Site: MSA Frog Mortar Creek	☐ 2 days			
Project # 112IC08424	☐ 1 day			Sampler: Mullis

Sample Identification	Sample Date	Sample Time	Sample Type	Matrix	# of Cont.	Filtered Sample	Dissolved Hexavalent Chromium (218.	Sample Specific Notes:
MSA-SW40A-070918	7/9/2018	1215	SW	Water	1		x	
MSA-SW40B-070918	7/9/2018	1218	SW	Water	1		x	
MSA-SW40C-070918	7/9/2018	1223	SW	Water	1		x	
MSA-SW40D-070918	7/9/2018	1228	SW	Water	1		x	
MSA-SW41A-070918	7/9/2018	1121	SW	Water	1		x	
MSA-SW41B-070918	7/9/2018	1127	SW	Water	1		x	
MSA-SW41C-070918	7/9/2018	1132	SW	Water	1		x	
MSA-SW41D-070918	7/9/2018	1138	SW	Water	1		x	
MSA-SW42A-070918	7/9/2018	1238	SW	Water	1		x	
MSA-SW42B-070918	7/9/2018	1244	SW	Water	1		x	
MSA-SW42C-070918	7/9/2018	1248	SW	Water	1		x	
MSA-SW42D-070918	7/9/2018	1253	SW	Water	1		x	
							6	

	Y	N	Initials
Custody Seals Present?			KM
(if present) Seals Intact?			
Received on Ice?			
COC/Lbls Complete			
Cont in Good Cond?			
Correct Containers?			
Correct Samp Vol?			
Correct Preservation?			
Headspace/Volatiles?			

Cooler Temp: 2 °C
Cooler #:
Therm ID: 402
Ship Carrier
FedEx UPS
DHL
Tracking #: MD180709003

Preservation Used: 1= Ice, 2= HCl; 3= H2SO4; 4=HNO3; 5=NaOH; 6= Other ____ Hex Chrom Buffer ____

Possible Hazard Identification
☒ *Non-Hazard* ☐ *Flammable* ☐ *Skin Irritant* *Poison B* ☐ *Unknown* ☐

Sample Disposal (A fee may be assessed if samples are retained longer than 1 month)
☐ *Return To Client* ☒ *Disposal By Lab* ☐ *Archive For* ____ *Months*

Special Instructions/QC Requirements & Comments: **Samples must be analyzed within 24 hours of sample time. Filtered in Field**

Relinquished by:	Company:	Date/Time:	Received by:	Company:	Date/Time:
[signature]	Tetra Tech Inc	7/9/18 1500	[signature]	ALS	7/9/18 1500
[signature]	ALS	7/9 1910	COMMON COURIER / ALS COURIER		
COMMON COURIER / ALS COURIER			[signature]	ALS	7/9/2018 2040

Middletown

34 Dogwood Lane
Middletown, PA

2325107

Chain of Custody Record

ALS Environmental

Client Contact	Project Manager: Tony Apanavage	Site Contact: Tony Apanavage	Date: 7/9/2018	COC No:
Tetra Tech	Tel/Fax: 301-233-8230 (cell)	Lab Contact: Vanessa Badman	Carrier: Fedex	3 of 3 COCs
20251 Century Blvd, Suite 200	Analysis Turnaround Time			Job No.
Germantown, MD 20874	Calendar (C) or Work Days (W)			
(301) 528-3021 Phone	TAT if different from Below: 24 HR HOLD TIME			
(301) 528-3000 FAX	☐ 2 weeks			SDG No.
Project Name: MSA Surface Water Sampling	☐ 1 week			
Site: MSA Frog Mortar Creek	☐ 2 days			
Project # 112IC08424	☐ 1 day			Sampler: Mullis

Sample Identification	Sample Date	Sample Time	Sample Type	Matrix	# of Cont.	Filtered Sample	Dissolved Hexavalent Chromium (218.	Sample Specific Notes:
MSA-SW43A-070918	7/9/2018	1050	SW	Water	1		x	
MSA-SW43B-070918	7/9/2018	1058	SW	Water	1		x	
MSA-SW43C-070918	7/9/2018	1105	SW	Water	1		x	
MSA-SW43D-070918	7/9/2018	1111	SW	Water	1		x	
MSA-SW44A-070918	7/9/2018	1027	SW	Water	1		x	
MSA-SW44B-070918	7/9/2018	1032	SW	Water	1		x	
MSA-SW44C-070918	7/9/2018	1036	SW	Water	1		x	
MSA-SW44D-070918	7/9/2018	1042	SW	Water	1		x	
MSA-SW45A-070918	7/9/2018	1003	SW	Water	1		x	
MSA-SW45B-070918	7/9/2018	1008	SW	Water	1		x	
MSA-SW45C-070918	7/9/2018	1014	SW	Water	1		x	
MSA-SW45D-070918	7/9/2018	1018	SW	Water	1		x	
							6	

	Y	N	Initials
Custody Seals Present?	✓		KM
(if present) Seals Intact?	✓		
Received on Ice?	✓		
COC/Lbls Complete	✓		
Cont in Good Cond?	✓		
Correct Containers?	✓		
Correct Samp Vol?	✓		
Correct Preservation?	✓		
Headspace/Volatiles?		✓	

Cooler Temp 2 °C
Cooler #:
Therm ID: 402
Ship Carrier
FedEx UPS
DHL
Tracking # MD180709003

Preservation Used: 1= Ice, 2= HCl; 3= H2SO4; 4=HNO3; 5=NaOH; 6= Other __Hex Chrom buffer_____

Possible Hazard Identification
☒ *Non-Hazard* ☐ *Flammable* ☐ *Skin Irritant* *Poison B* ☐ *Unknown* ☐

Sample Disposal (A fee may be assessed if samples are retained longer than 1 month)
☐ *Return To Client* ☒ *Disposal By Lab* ☐ *Archive For* _____ *Months*

Special Instructions/QC Requirements & Comments: **Samples must be analyzed within 24 hours of sample time. Filtered in Field**

Relinquished by:	Company:	Date/Time:	Received by:	Company:	Date/Time:
	Tetra Tech Inc	7/9/18 1550		ALS	7/9 1730
Relinquished by:	Company:	Date/Time:	Received by:	Company:	Date/Time:
	ALS	7/9 1710	COMMON COURIER / ALS COURIER		
Relinquished by: COMMON COURIER / ALS COURIER	Company:	Date/Time:	Received by:	Company: ALS	Date/Time: 7/9/2018 2040

Tetra Tech, Inc.

ALS-Middletown
Case Narrative
TLG-026

Sample Management

This report contains the results of the analysis of thirty-six (36) water samples collected on July 9, 2018. Analytical results and quality control information are summarized in this data package.

Sample Receipt

The samples arrived at ALS via courier on July 9, 2018. Upon receipt, the samples were inspected and compared to the Chain of Custody. Sample temperature was documented on the enclosed Chain of Custody. Samples were received intact and properly preserved, unless noted on the enclosed Certificate of Analysis and/or Chain of Custody.

Hexavalent Chromium by EPA Method 218.6

Sample handling. Thirty-six (36) aqueous samples were analyzed for hexavalent chromium by EPA Method 218.6. The samples were pH adjusted using ammonium sulfate buffer to a range of 9.3-9.7 and analyzed within the 28-day hold time.

Calibration. A monthly calibration was properly established on instrument IC#4 on 7/10/2018. Continuing calibration verification standards were analyzed to verify the calibration. The standards were within the QC limits.

Blanks. Method blanks were analyzed with the samples. Hexavalent chromium was not detected above the reporting limit of 0.25 µg/L in the blanks.

Laboratory Control Samples. Laboratory control samples identified as 2771924, 2771926, 2771934, and 2771936 were analyzed with the samples. All recoveries were within QC criteria.

Spikes. Matrix spike and matrix spike duplicate analyses were performed on sample 2325107001 (MSA-SW37A-070918). All recoveries were within the method acceptance criteria.

Matrix spike and matrix spike duplicate analyses were performed on sample 2325107011 (MSA-SW39C-070918). All recoveries were within the method acceptance criteria.

Matrix spike and matrix spike duplicate analyses were performed on sample 2325107021 (MSA-SW42A-070918). All recoveries were within the method acceptance criteria.

Matrix spike and matrix spike duplicate analyses were performed on sample 2325107031 (MSA-SW44C-070918). All recoveries were within the method acceptance criteria.

ALS Environmental
34 Dogwood Lane ▪ Middletown, PA 17057 ▪ Phone: 717-944-5541 ▪ Fax: 717-944-1430 ▪ www.alsglobal.com

NELAP Certifications: NJ PA010 , NY 11759 , PA 22-293 DoD ELAP: A2LA 0818.01
State Certifications: DE ID 11 , MA PA0102 , MD 128 , VA 460157 , WV 343

SAMPLE SUMMARY

Workorder: 2325107 TLG026|112IC08242

Lab ID	Sample ID	Matrix	Date Collected	Date Received	Collected By
2325107001	MSA-SW37A-070918	Water	7/9/2018 13:00	7/9/2018 20:40	Collected by Client
2325107002	MSA-SW37B-070918	Water	7/9/2018 13:05	7/9/2018 20:40	Collected by Client
2325107003	MSA-SW37C-070918	Water	7/9/2018 13:09	7/9/2018 20:40	Collected by Client
2325107004	MSA-SW37D-070918	Water	7/9/2018 13:15	7/9/2018 20:40	Collected by Client
2325107005	MSA-SW38A-070918	Water	7/9/2018 11:47	7/9/2018 20:40	Collected by Client
2325107006	MSA-SW38B-070918	Water	7/9/2018 11:51	7/9/2018 20:40	Collected by Client
2325107007	MSA-SW38C-070918	Water	7/9/2018 11:56	7/9/2018 20:40	Collected by Client
2325107008	MSA-SW38D-070918	Water	7/9/2018 12:03	7/9/2018 20:40	Collected by Client
2325107009	MSA-SW39A-070918	Water	7/9/2018 09:38	7/9/2018 20:40	Collected by Client
2325107010	MSA-SW39B-070918	Water	7/9/2018 09:44	7/9/2018 20:40	Collected by Client
2325107011	MSA-SW39C-070918	Water	7/9/2018 09:50	7/9/2018 20:40	Collected by Client
2325107012	MSA-SW39D-070918	Water	7/9/2018 09:56	7/9/2018 20:40	Collected by Client
2325107013	MSA-SW40A-070918	Water	7/9/2018 12:15	7/9/2018 20:40	Collected by Client
2325107014	MSA-SW40B-070918	Water	7/9/2018 12:18	7/9/2018 20:40	Collected by Client
2325107015	MSA-SW40C-070918	Water	7/9/2018 12:23	7/9/2018 20:40	Collected by Client
2325107016	MSA-SW40D-070918	Water	7/9/2018 12:28	7/9/2018 20:40	Collected by Client
2325107017	MSA-SW41A-070918	Water	7/9/2018 11:21	7/9/2018 20:40	Collected by Client
2325107018	MSA-SW41B-070918	Water	7/9/2018 11:27	7/9/2018 20:40	Collected by Client
2325107019	MSA-SW41C-070918	Water	7/9/2018 11:32	7/9/2018 20:40	Collected by Client
2325107020	MSA-SW41D-070918	Water	7/9/2018 11:38	7/9/2018 20:40	Collected by Client
2325107021	MSA-SW42A-070918	Water	7/9/2018 12:38	7/9/2018 20:40	Collected by Client
2325107022	MSA-SW42B-070918	Water	7/9/2018 12:44	7/9/2018 20:40	Collected by Client
2325107023	MSA-SW42C-070918	Water	7/9/2018 12:48	7/9/2018 20:40	Collected by Client
2325107024	MSA-SW42D-070918	Water	7/9/2018 12:53	7/9/2018 20:40	Collected by Client
2325107025	MSA-SW43A-070918	Water	7/9/2018 10:50	7/9/2018 20:40	Collected by Client
2325107026	MSA-SW43B-070918	Water	7/9/2018 10:58	7/9/2018 20:40	Collected by Client
2325107027	MSA-SW43C-070918	Water	7/9/2018 11:05	7/9/2018 20:40	Collected by Client
2325107028	MSA-SW43D-070918	Water	7/9/2018 11:11	7/9/2018 20:40	Collected by Client
2325107029	MSA-SW44A-070918	Water	7/9/2018 10:27	7/9/2018 20:40	Collected by Client
2325107030	MSA-SW44B-070918	Water	7/9/2018 10:32	7/9/2018 20:40	Collected by Client
2325107031	MSA-SW44C-070918	Water	7/9/2018 10:36	7/9/2018 20:40	Collected by Client
2325107032	MSA-SW44D-070918	Water	7/9/2018 10:42	7/9/2018 20:40	Collected by Client
2325107033	MSA-SW45A-070918	Water	7/9/2018 10:03	7/9/2018 20:40	Collected by Client
2325107034	MSA-SW45B-070918	Water	7/9/2018 10:08	7/9/2018 20:40	Collected by Client

ALS Environmental
34 Dogwood Lane ■ Middletown, PA 17057 ■ Phone: 717-944-5541 ■ Fax: 717-944-1430 ■ www.alsglobal.com

NELAP Certifications: NJ PA010 , NY 11759 , PA 22-293 DoD ELAP: A2LA 0818.01
State Certifications: DE ID 11 , MA PA0102 , MD 128 , VA 460157 , WV 343

SAMPLE SUMMARY

Workorder: 2325107 TLG026|112IC08242

Lab ID	Sample ID	Matrix	Date Collected	Date Received	Collected By
2325107035	MSA-SW45C-070918	Water	7/9/2018 10:14	7/9/2018 20:40	Collected by Client
2325107036	MSA-SW45D-070918	Water	7/9/2018 10:18	7/9/2018 20:40	Collected by Client

SAMPLE SUMMARY

Workorder: 2325107 TLG026|112IC08242

Notes

-- Samples collected by ALS personnel are done so in accordance with the procedures set forth in the ALS Field Sampling Plan (20 - Field Services Sampling Plan).
-- All Waste Water analyses comply with methodology requirements of 40 CFR Part 136.
-- All Drinking Water analyses comply with methodology requirements of 40 CFR Part 141.
-- Unless otherwise noted, all quantitative results for soils are reported on a dry weight basis.
-- The Chain of Custody document is included as part of this report.
-- All Library Search analytes should be regarded as tentative identifications based on the presumptive evidence of the mass spectra. Concentrations reported are estimated values.
-- Parameters identified as "analyze immediately" require analysis within 15 minutes of collection. Any "analyze immediately" parameters not listed under the header "Field Parameters" are preformed in the laboratory and are therefore analyzed out of hold time.
-- Method references listed on this report beginning with the prefix “S” followed by a method number (such as S2310B-97) refer to methods from “Standard Methods for the Examination of Water and Wastewater”.
-- For microbiological analyses, the "Prepared" value is the date/time into the incurbator and the "Analyzed" value is the date/time out the incubator.

Standard Acronyms/Flags

J	Indicates an estimated value between the Method Detection Limit (MDL) and the Practical Quantitation Limit (PQL) for the analyte
U	Indicates that the analyte was Not Detected (ND)
N	Indicates presumptive evidence of the presence of a compound
MDL	Method Detection Limit
PQL	Practical Quantitation Limit
RDL	Reporting Detection Limit
ND	Not Detected - indicates that the analyte was Not Detected at the RDL
Cntr	Analysis was performed using this container
RegLmt	Regulatory Limit
LCS	Laboratory Control Sample
MS	Matrix Spike
MSD	Matrix Spike Duplicate
DUP	Sample Duplicate
%Rec	Percent Recovery
RPD	Relative Percent Difference
LOD	DoD Limit of Detection
LOQ	DoD Limit of Quantitation
DL	DoD Detection Limit
I	Indicates reported value is greater than or equal to the Method Detection Limit (MDL) but less than the Report Detection Limit (RDL)
(S)	Surrogate Compound
NC	Not Calculated
*	Result outside of QC limits

ALS Environmental
34 Dogwood Lane ▪ Middletown, PA 17057 ▪ Phone: 717-944-5541 ▪ Fax: 717-944-1430 ▪ www.alsglobal.com

NELAP Certifications: NJ PA010 , NY 11759 , PA 22-293 DoD ELAP: A2LA 0818.01
State Certifications: DE ID 11 , MA PA0102 , MD 128 , VA 460157 , WV 343

ANALYSIS - PREP METHOD CROSS REFERENCE TABLE

Workorder: 2325107 TLG026|112IC08242

Lab ID	Sample ID	Analysis Method	Prep Method
2325107001	MSA-SW37A-070918	EPA 218.6	
2325107002	MSA-SW37B-070918	EPA 218.6	
2325107003	MSA-SW37C-070918	EPA 218.6	
2325107004	MSA-SW37D-070918	EPA 218.6	
2325107005	MSA-SW38A-070918	EPA 218.6	
2325107006	MSA-SW38B-070918	EPA 218.6	
2325107007	MSA-SW38C-070918	EPA 218.6	
2325107008	MSA-SW38D-070918	EPA 218.6	
2325107009	MSA-SW39A-070918	EPA 218.6	
2325107010	MSA-SW39B-070918	EPA 218.6	
2325107011	MSA-SW39C-070918	EPA 218.6	
2325107012	MSA-SW39D-070918	EPA 218.6	
2325107013	MSA-SW40A-070918	EPA 218.6	
2325107014	MSA-SW40B-070918	EPA 218.6	
2325107015	MSA-SW40C-070918	EPA 218.6	
2325107016	MSA-SW40D-070918	EPA 218.6	
2325107017	MSA-SW41A-070918	EPA 218.6	
2325107018	MSA-SW41B-070918	EPA 218.6	
2325107019	MSA-SW41C-070918	EPA 218.6	
2325107020	MSA-SW41D-070918	EPA 218.6	
2325107021	MSA-SW42A-070918	EPA 218.6	
2325107022	MSA-SW42B-070918	EPA 218.6	
2325107023	MSA-SW42C-070918	EPA 218.6	
2325107024	MSA-SW42D-070918	EPA 218.6	
2325107025	MSA-SW43A-070918	EPA 218.6	
2325107026	MSA-SW43B-070918	EPA 218.6	
2325107027	MSA-SW43C-070918	EPA 218.6	
2325107028	MSA-SW43D-070918	EPA 218.6	
2325107029	MSA-SW44A-070918	EPA 218.6	
2325107030	MSA-SW44B-070918	EPA 218.6	
2325107031	MSA-SW44C-070918	EPA 218.6	
2325107032	MSA-SW44D-070918	EPA 218.6	
2325107033	MSA-SW45A-070918	EPA 218.6	
2325107034	MSA-SW45B-070918	EPA 218.6	
2325107035	MSA-SW45C-070918	EPA 218.6	
2325107036	MSA-SW45D-070918	EPA 218.6	

Cr+6 218.6 pH Filtration Prep

Sample	Adjusted With	Final pH 9-9.5, SI units	0.4 µm Filtered
2325107001	ammonium hydroxide	X	lab
2325107002	ammonium hydroxide	X	lab
2325107003	ammonium hydroxide	X	field
2325107004	ammonium hydroxide	X	field
2325107005	ammonium hydroxide	X	field
2325107006	ammonium hydroxide	X	field
2325107007	ammonium hydroxide	X	field
2325107008	ammonium hydroxide	X	field
2325107009	ammonium hydroxide	X	field
2325107010	ammonium hydroxide	X	field
2325107011	ammonium hydroxide	X	field
2325107012	ammonium hydroxide	X	field
2325107013	ammonium hydroxide	X	field
2325107014	ammonium hydroxide	X	field
2325107015	ammonium hydroxide	X	field
2325107016	ammonium hydroxide	X	field
2325107017	ammonium hydroxide	X	field
2325107018	ammonium hydroxide	X	field
2325107019	ammonium hydroxide	X	field
2325107020	ammonium hydroxide	X	field
	MBW	7/10/18	

Date:	7.10.2018 00:10
Tech:	MBW

Queue:	WETC
Batch:	207155

Reagent:	
Cr+6 Buffer:	N/A

Reviewed by:	CHW
Reviewed date:	7/11/18

Comments:
An "X" in the Final pH column indicates that the sample pH is within this range.
Ammonium Hydroxide - 161014002

_Q:WETC|_B:207155|_D:7.10.2018 00:10

Cr+6 218.6 pH Filtration Prep

Sample	Adjusted With	Final pH 9-9.5, SI units	0.4 µm Filtered
2325107021	ammonium hydroxide	X	lab
2325107022	ammonium hydroxide	X	lab
2325107023	ammonium hydroxide	X	field
2325107024	ammonium hydroxide	X	field
2325107025	ammonium hydroxide	X	field
2325107026	ammonium hydroxide	X	field
2325107027	ammonium hydroxide	X	field
2325107028	ammonium hydroxide	X	field
2325107029	ammonium hydroxide	X	field
2325107030	ammonium hydroxide	X	field
2325107031	ammonium hydroxide	X	field
2325107032	ammonium hydroxide	X	field
2325107033	ammonium hydroxide	X	field
2325107034	ammonium hydroxide	X	field
2325107035	ammonium hydroxide	X	field
2325107036	ammonium hydroxide	X	field
2325108001	ammonium hydroxide	X	field
	MBW	7/10/18	

Date:	7.10.2018 00:10
Tech:	MBW

Queue:	WETC
Batch:	207155

Reagent:	
Cr+6 Buffer:	N/A

Reviewed by:	
Reviewed date:	

Comments:
An "X" in the Final pH column indicates that the sample pH is within this range.
Ammonium Hydroxide - 161014002

_Q:WETC|_B:207155|_D:7.10.2018 00:10

Form 4B
Inorganic Blank Summary

Analysis Method: EPA 218.6
Instrument: IC-4

SDG No.: TLG026

Sample ID	Analyte	Type	Matrix	Analyzed	Result	Q (1)	Units
2771923	Hexavalent Chromium	MB	QC-Water	07/10/2018 01:14	0.25	U	ug/L
2771930	Hexavalent Chromium	MB	QC-Water	07/10/2018 03:54	0.25	U	ug/L
2771933	Hexavalent Chromium	MB	QC-Water	07/10/2018 05:55	0.25	U	ug/L
2771940	Hexavalent Chromium	MB	QC-Water	07/10/2018 08:30	0.25	U	ug/L
2771944	Hexavalent Chromium	MB	QC-Water	07/10/2018 10:10	0.25	U	ug/L

(1) The following qualifiers are used:

U: The analyte concentration is less than the reporting limit listed
J: The analyte concentration is less than the reporting limit but greater than the method detection limit

Comments:

Form 8B
Laboratory Control Sample (LCS) Recovery Summary

Analysis Method: EPA 218.6 SDG No.: TLG026

Matrix (soil/water): QC-Water Instrument ID: IC-4
Units: ug/L

Sample ID	Analyte	Type	Analyzed	True Conc.	Conc. Recovered	Recovery (%)	(1)	Acc. Limit (%)
2771924	Hexavalent Chromium	MRL	07/10/2018 01:23	0.25	0.24	95.2		50 - 150
2771926	Hexavalent Chromium	LCS	07/10/2018 01:41	10	9.8	97.8		90 - 110
2771934	Hexavalent Chromium	MRL	07/10/2018 06:05	0.25	0.24	97.6		50 - 150
2771936	Hexavalent Chromium	LCS	07/10/2018 06:23	10	10.4	104		90 - 110

(1) The following qualifiers are used:
* : Values outside of acceptable limits

Comments:

Sample Description

MSA-SW37A-070918

Form 3A
Matrix Spike and Matrix Spike Duplicate Recovery Summary

Analysis Method: EPA 218.6
Matrix (soil/water): Water

SDG No.: TLG026
Units: ug/L
Lab Sample ID: 2325107001
Lab MS Sample ID: 2771927
Lab MSD Sample ID: 2771928

Analyte	Spike Added	Sample Concentration	MS Concentration	MS Recovery (%)	(1)	Acceptable Limits (%)
Hexavalent Chromium	5	0.0	5.3	106		90 - 110

Analyte	Spike Added	MSD Concentration	MSD Recovery (%)	(1)	Acceptable Limits (%)	RPD (%)	(1)	Acc. Lim. (%)
Hexavalent Chromium	5	5.4	108		90 - 110	2.02		20

(1) The following qualifiers are used:

* : Values outside of acceptable limits
D : Spikes diluted out

Comments:

Sample Description

MSA-SW39C-070918

Form 3A
Matrix Spike and Matrix Spike Duplicate Recovery Summary

Analysis Method: EPA 218.6
Matrix (soil/water): Water

SDG No.: TLG026
Units: ug/L
Lab Sample ID: 2325107011
Lab MS Sample ID: 2771931
Lab MSD Sample ID: 2771932

Analyte	Spike Added	Sample Concentration	MS Concentration	MS Recovery (%)	(1)	Acceptable Limits (%)
Hexavalent Chromium	5	0.0	5.0	101		90 - 110

Analyte	Spike Added	MSD Concentration	MSD Recovery (%)	(1)	Acceptable Limits (%)	RPD (%)	(1)	Acc. Lim. (%)
Hexavalent Chromium	5	5.4	108		90 - 110	7.09		20

(1) The following qualifiers are used:

* : Values outside of acceptable limits
D : Spikes diluted out

Comments:

Sample Description

MSA-SW42A-070918

Form 3A
Matrix Spike and Matrix Spike Duplicate Recovery Summary

Analysis Method: EPA 218.6
Matrix (soil/water): Water

SDG No.: TLG026
Units: ug/L
Lab Sample ID: 2325107021
Lab MS Sample ID: 2771937
Lab MSD Sample ID: 2771938

Analyte	Spike Added	Sample Concentration	MS Concentration	MS Recovery (%)	(1)	Acceptable Limits (%)
Hexavalent Chromium	5	0.0	5.5	110		90 - 110

Analyte	Spike Added	MSD Concentration	MSD Recovery (%)	(1)	Acceptable Limits (%)	RPD (%)	(1)	Acc. Lim. (%)
Hexavalent Chromium	5	5.4	108		90 - 110	1.56		20

(1) The following qualifiers are used:

* : Values outside of acceptable limits
D : Spikes diluted out

Comments:

Sample Description

MSA-SW44C-070918

Form 3A
Matrix Spike and Matrix Spike Duplicate Recovery Summary

Analysis Method: EPA 218.6
Matrix (soil/water): Water

SDG No.: TLG026
Units: ug/L
Lab Sample ID: 2325107031
Lab MS Sample ID: 2771941
Lab MSD Sample ID: 2771942

Analyte	Spike Added	Sample Concentration	MS Concentration	MS Recovery (%)	(1)	Acceptable Limits (%)
Hexavalent Chromium	5	0.0	5.3	106		90 - 110

Analyte	Spike Added	MSD Concentration	MSD Recovery (%)	(1)	Acceptable Limits (%)	RPD (%)	(1)	Acc. Lim. (%)
Hexavalent Chromium	5	5.4	108		90 - 110	1.42		20

(1) The following qualifiers are used:

* : Values outside of acceptable limits
D : Spikes diluted out

Comments:

ANION SUMMARY REPORT

No.	Name	Time	*Analyst	lutionFac	*Batch	*Instrument	Amount Cr6 UV_VIS_1
7	2771923	07/10/18 01:14	MBW	1	207155	IC-4	[redacted]
8	2771924	07/10/18 01:23	MBW	1	207155	IC-4	[redacted]
9	2771925	07/10/18 01:32	MBW	1	207155	IC-4	[redacted]
10	2771926	07/10/18 01:41	MBW	1	207155	IC-4	[redacted]
11	2325107001	07/10/18 01:53	MBW	1	207155	IC-4	[redacted]
12	2771927	07/10/18 02:05	MBW	1	207155	IC-4	[redacted]
13	2771928	07/10/18 02:14	MBW	1	207155	IC-4	[redacted]
14	2325107002	07/10/18 02:23	MBW	1	207155	IC-4	[redacted]
15	2325107003	07/10/18 02:32	MBW	1	207155	IC-4	[redacted]
16	2325107004	07/10/18 02:41	MBW	1	207155	IC-4	[redacted]
17	2325107005	07/10/18 02:50	MBW	1	207155	IC-4	[redacted]
18	2325107006	07/10/18 02:59	MBW	1	207155	IC-4	[redacted]
19	2325107007	07/10/18 03:08	MBW	1	207155	IC-4	[redacted]
20	2325107008	07/10/18 03:17	MBW	1	207155	IC-4	[redacted]
21	2325107009	07/10/18 03:26	MBW	1	207155	IC-4	[redacted]
22	2325107010	07/10/18 03:36	MBW	1	207155	IC-4	[redacted]
23	2771929	07/10/18 03:45	MBW	1	207155	IC-4	[redacted]
24	2771930	07/10/18 03:54	MBW	1	207155	IC-4	[redacted]
25	2325107011	07/10/18 04:03	MBW	1	207155	IC-4	[redacted]
26	2771931	07/10/18 04:12	MBW	1	207155	IC-4	[redacted]
27	2771932	07/10/18 04:21	MBW	1	207155	IC-4	[redacted]
28	2325107012	07/10/18 04:33	MBW	1	207155	IC-4	[redacted]
29	2325107013	07/10/18 04:43	MBW	1	207155	IC-4	[redacted]
30	2325107014	07/10/18 04:52	MBW	1	207155	IC-4	[redacted]
31	2325107015	07/10/18 05:01	MBW	1	207155	IC-4	[redacted]
32	2325107016	07/10/18 05:10	MBW	1	207155	IC-4	[redacted]
33	2325107017	07/10/18 05:19	MBW	1	207155	IC-4	[redacted]
34	2325107018	07/10/18 05:28	MBW	1	207155	IC-4	[redacted]
35	2325107019	07/10/18 05:37	MBW	1	207155	IC-4	[redacted]
36	2325107020	07/10/18 05:46	MBW	1	207155	IC-4	[redacted]
37	2771933	07/10/18 05:55	MBW	1	207156	IC-4	[redacted]
38	2771934	07/10/18 06:05	MBW	1	207156	IC-4	[redacted]
39	2771935	07/10/18 06:14	MBW	1	207156	IC-4	[redacted]
40	2771936	07/10/18 06:23	MBW	1	207156	IC-4	[redacted]
41	2325107021	07/10/18 06:32	MBW	1	207156	IC-4	[redacted]
42	2771937	07/10/18 06:41	MBW	1	207156	IC-4	[redacted]
43	2771938	07/10/18 06:50	MBW	1	207156	IC-4	[redacted]
44	2325107022	07/10/18 06:59	MBW	1	207156	IC-4	[redacted]
45	2325107023	07/10/18 07:08	MBW	1	207156	IC-4	[redacted]
46	2325107024	07/10/18 07:17	MBW	1	207156	IC-4	[redacted]
47	2325107025	07/10/18 07:26	MBW	1	207156	IC-4	[redacted]
48	2325107026	07/10/18 07:35	MBW	1	207156	IC-4	[redacted]

49	2325107027	07/10/18 07:45	MBW	1	207156	IC-4	[redacted]
50	2325107028	07/10/18 07:54	MBW	1	207156	IC-4	[redacted]
51	2325107029	07/10/18 08:03	MBW	1	207156	IC-4	[redacted]
52	2325107030	07/10/18 08:12	MBW	1	207156	IC-4	[redacted]
53	2771939	07/10/18 08:21	MBW	1	207156	IC-4	[redacted]
54	2771940	07/10/18 08:30	MBW	1	207156	IC-4	[redacted]
55	2325107031	07/10/18 08:39	MBW	1	207156	IC-4	[redacted]
56	2771941	07/10/18 08:48	MBW	1	207156	IC-4	[redacted]
57	2771942	07/10/18 08:57	MBW	1	207156	IC-4	[redacted]
58	2325107032	07/10/18 09:07	MBW	1	207156	IC-4	[redacted]
59	2325107033	07/10/18 09:16	MBW	1	207156	IC-4	[redacted]
60	2325107034	07/10/18 09:25	MBW	1	207156	IC-4	[redacted]
61	2325107035	07/10/18 09:34	MBW	1	207156	IC-4	[redacted]
62	2325107036	07/10/18 09:43	MBW	1	207156	IC-4	[redacted]
63	2325108001	07/10/18 09:52	MBW	1	207156	IC-4	[redacted]
64	2771943	07/10/18 10:01	MBW	1	207156	IC-4	[redacted]
65	2771944	07/10/18 10:10	MBW	1	207156	IC-4	[redacted]
66	SHUTDOWN	07/10/18 10:19	MBW		207156	IC-4	n.a.

Form 6B
Inorganic Initial and Continuing Calibration Verification Summary

Analysis Method: EPA 218.6 SDG No. TLG026

Instrument ID: IC-4 Units: ug/L

Sample ID	Analyte	Type	Analyzed	True Conc.	Conc. Recovered	Recovery (%)	(1)	Acc. Limit (%)
2771925	Hexavalent Chromium	CCVL	07/10/2018 01:32	5	5.1	101		90 - 110
2771929	Hexavalent Chromium	CCVH	07/10/2018 03:45	20	18.2	90.9		90 - 110
2771935	Hexavalent Chromium	CCVL	07/10/2018 06:14	5	5.5	110		90 - 110
2771939	Hexavalent Chromium	CCVH	07/10/2018 08:21	20	20.6	103		90 - 110
2771943	Hexavalent Chromium	CCVL	07/10/2018 10:01	5	5.4	108		90 - 110

(1) The following qualifiers are used:
* : Values outside of acceptable limits

Comments:

APPENDIX C—CHEMICAL-RESULTS DATA TABLE

LOCATION	EL-SW01A	EL-SW01B	EL-SW01C	EL-SW01D	MSA-SW37A	MSA-SW37B	MSA-SW37C	MSA-SW37D
SAMPLE ID	EL-SW01A-060718	EL-SW01B-060718	EL-SW01C-060718	EL-SW01D-060718	MSA-SW37A-060718	MSA-SW37B-060718	MSA-SW37C-060718	MSA-SW37D-060718
SAMPLE DATE	20180607	20180607	20180607	20180607	20180607	20180607	20180607	20180607
SAMPLE CODE	NORMAL	NORMAL	NORMAL	NORMAL	NORMAL	NORMAL	NORMAL	NORMAL
MATRIX	SW	SW	SW	SW	SW	SW	SW	SW
SAMPLE TYPE	NORMAL	NORMAL	NORMAL	NORMAL	NORMAL	NORMAL	NORMAL	NORMAL
SUBMATRIX	NA	NA	NA	NA	NA	NA	NA	NA
TOP DEPTH	-9999	-9999	-9999	-9999	-9999	-9999	-9999	-9999
BOTTOM DEPTH	-9999	-9999	-9999	-9999	-9999	-9999	-9999	-9999
VOLATILES (UG/L)								
1,1,1,2-TETRACHLOROETHANE	0.14 U	0.14 U	0.14 U	0.14 U	0.14 U	0.14 U	0.14 U	0.14 U
1,1,1-TRICHLOROETHANE	0.24 U	0.24 U	0.24 U	0.24 U	0.24 U	0.24 U	0.24 U	0.24 U
1,1,2,2-TETRACHLOROETHANE	0.13 U	0.13 U	0.13 U	0.13 U	0.13 U	0.13 U	0.13 U	0.13 U
1,1,2-TRICHLOROTRIFLUOROETHANE	0.41 U	0.41 U	0.41 U	0.41 U	0.41 U	0.41 U	0.41 U	0.41 U
1,1-DICHLOROETHANE	0.17 U	0.17 U	0.17 U	0.17 U	0.17 U	0.17 U	0.17 U	0.17 U
1,1-DICHLOROETHENE	0.19 U	0.19 U	0.19 U	0.19 U	0.19 U	0.19 U	0.19 U	0.19 U
1,1-DICHLOROPROPENE	0.14 U	0.14 U	0.14 U	0.14 U	0.14 U	0.14 U	0.14 U	0.14 U
1,2,3-TRICHLOROBENZENE	0.54 UJ	0.54 UJ	0.54 UJ	0.54 UJ	0.54 UJ	0.54 UJ	0.54 UJ	0.54 UJ
1,2,3-TRICHLOROPROPANE	0.24 U	0.24 U	0.24 U	0.24 U	0.24 U	0.24 U	0.24 U	0.24 U
1,2,3-TRIMETHYLBENZENE	0.14 U	0.14 U	0.14 U	0.14 UJ	0.14 UJ	0.14 UJ	0.14 UJ	0.14 UJ
1,2,4-TRICHLOROBENZENE	0.26 UJ	0.26 UJ	0.26 UJ	0.26 U	0.26 U	0.26 U	0.26 U	0.26 U
1,2,4-TRIMETHYLBENZENE	0.07 U	0.07 U	0.07 U	0.07 U	0.07 U	0.07 U	0.07 U	0.07 U
1,2-DIBROMO-3-CHLOROPROPANE	0.91 UJ	0.91 UJ	0.91 UJ	0.91 U	0.91 U	0.91 U	0.91 U	0.91 U
1,2-DIBROMOETHANE	0.12 U	0.12 U	0.12 U	0.12 U	0.12 U	0.12 U	0.12 U	0.12 U
1,2-DICHLOROBENZENE	0.15 U	0.15 U	0.15 U	0.15 U	0.15 U	0.15 U	0.15 U	0.15 U
1,2-DICHLOROETHANE	0.21 U	0.21 U	0.21 U	0.21 U	0.21 U	0.21 U	0.21 U	0.21 U
1,2-DICHLOROPROPANE	0.15 U	0.15 U	0.15 U	0.15 U	0.15 U	0.15 U	0.15 U	0.15 U
1,3-DICHLOROBENZENE	0.15 U	0.15 U	0.15 U	0.15 U	0.15 U	0.15 U	0.15 U	0.15 U
1,3-DICHLOROPROPANE	0.21 U	0.21 U	0.21 U	0.21 U	0.21 U	0.21 U	0.21 U	0.21 U
1,4-DICHLOROBENZENE	0.16 U	0.16 U	0.16 U	0.16 U	0.16 U	0.16 U	0.16 U	0.16 U
2,2-DICHLOROPROPANE	0.31 U	0.31 U	0.31 U	0.31 U	0.31 U	0.31 U	0.31 U	0.31 U
2-BUTANONE	1.2 U	1.2 U	1.2 U	1.2 U	1.2 U	2.1 J	1.2 U	1.2 U
2-CHLOROETHYL VINYL ETHER	0.26 UR	0.26 UR	0.26 UR	0.26 UR	0.26 UR	0.26 UR	0.26 UR	0.26 UR
2-CHLOROTOLUENE	0.15 U	0.15 U	0.15 U	0.15 U	0.15 U	0.15 U	0.15 U	0.15 U
2-HEXANONE	0.54 U	0.54 U	0.54 U	0.54 U	0.54 U	0.54 U	0.54 U	0.54 U
4-CHLOROTOLUENE	0.09 U	0.09 U	0.09 U	0.09 U	0.09 U	0.09 U	0.09 U	0.09 U
4-ISOPROPYLTOLUENE	0.13 U	0.13 U	0.13 U	0.13 U	0.13 U	0.13 U	0.13 U	0.13 U
4-METHYL-2-PENTANONE	0.42 U	0.42 U	0.42 U	0.42 U	0.42 U	0.42 U	0.42 U	0.42 U
ACETONE	5.4 U	5.4 U	5.4 U	5.4 U	5.4 U	5.4 U	5.4 U	5.4 U
BENZENE	0.13 U	0.13 U	0.13 U	0.13 U	0.13 U	0.13 U	0.13 U	0.13 U
BROMOBENZENE	0.12 U	0.12 U	0.12 U	0.12 U	0.12 U	0.12 U	0.12 U	0.12 U
BROMOCHLOROMETHANE	0.14 U	0.14 U	0.14 U	0.14 U	0.14 U	0.14 U	0.14 U	0.14 U
BROMODICHLOROMETHANE	0.17 U	0.17 U	0.17 U	0.17 U	0.17 U	0.17 U	0.17 U	0.17 U
BROMOFORM	0.76 UJ	0.76 UJ	0.76 UJ	0.76 U	0.76 U	0.76 U	0.76 U	0.76 U
BROMOMETHANE	0.42 U	0.42 U	0.42 U	0.42 U	0.42 U	0.42 U	0.42 U	0.42 U
CARBON DISULFIDE	0.28 U	0.28 U	0.28 U	0.28 U	0.28 U	0.28 U	0.28 U	0.28 U
CARBON TETRACHLORIDE	0.26 U	0.26 U	0.26 U	0.26 U	0.26 U	0.26 U	0.26 U	0.26 U
CHLOROBENZENE	0.14 U	0.14 U	0.14 U	0.14 U	0.14 U	0.14 U	0.14 U	0.14 U
CHLORODIBROMOMETHANE	0.39 U	0.39 U	0.39 U	0.39 U	0.39 U	0.39 U	0.39 U	0.39 U
CHLORODIFLUOROMETHANE	1 U	1 U	1 U	1 U	1 U	1 U	1 U	1 U
CHLOROETHANE	0.83 U	0.83 U	0.83 U	0.83 U	0.83 U	0.83 U	0.83 U	0.83 U
CHLOROFORM	0.13 U	0.13 U	0.13 U	0.13 U	0.13 U	0.13 U	0.13 U	0.13 U
CHLOROMETHANE	0.2 U	0.2 U	0.2 U	0.2 U	0.2 U	0.2 U	0.2 U	0.2 U
CIS-1,2-DICHLOROETHENE	0.16 UJ	0.16 UJ	0.16 UJ	0.16 U	0.16 U	0.23 J	0.26 J	0.16 U
CIS-1,3-DICHLOROPROPENE	0.61 U	0.61 U	0.61 U	0.61 U	0.61 U	0.61 U	0.61 U	0.61 U

LOCATION	MSA-SW38A	MSA-SW38B	MSA-SW38C	MSA-SW38D	MSA-SW39A	MSA-SW39B	MSA-SW39C	MSA-SW39D
SAMPLE ID	MSA-SW38A-060718	MSA-SW38B-060718	MSA-SW38C-060718	MSA-SW38D-060718	MSA-SW39A-060718	MSA-SW39B-060718	MSA-SW39C-060718	MSA-SW39D-060718
SAMPLE DATE	20180607	20180607	20180607	20180607	20180607	20180607	20180607	20180607
SAMPLE CODE	NORMAL	NORMAL	NORMAL	NORMAL	NORMAL	NORMAL	NORMAL	NORMAL
MATRIX	SW	SW	SW	SW	SW	SW	SW	SW
SAMPLE TYPE	NORMAL	NORMAL	NORMAL	NORMAL	NORMAL	NORMAL	NORMAL	NORMAL
SUBMATRIX	NA	NA	NA	NA	NA	NA	NA	NA
TOP DEPTH	-9999	-9999	-9999	-9999	-9999	-9999	-9999	-9999
BOTTOM DEPTH	-9999	-9999	-9999	-9999	-9999	-9999	-9999	-9999
VOLATILES (UG/L)								
1,1,1,2-TETRACHLOROETHANE	0.14 U	0.14 U	0.14 U	0.14 U	0.14 U	0.14 U	0.14 U	0.14 U
1,1,1-TRICHLOROETHANE	0.24 U	0.24 U	0.24 U	0.24 U	0.24 U	0.24 U	0.24 U	0.24 U
1,1,2,2-TETRACHLOROETHANE	0.13 U	0.13 U	0.13 U	0.13 U	0.13 U	0.13 U	0.13 U	0.13 U
1,1,2-TRICHLOROTRIFLUOROETHANE	0.41 U	0.41 U	0.41 U	0.41 U	0.41 U	0.41 U	0.41 U	0.41 U
1,1-DICHLOROETHANE	0.17 U	0.17 U	0.17 U	0.17 U	0.17 U	0.17 U	0.17 U	0.17 U
1,1-DICHLOROETHENE	0.19 U	0.19 U	0.19 U	0.19 U	0.19 U	0.19 U	0.19 U	0.19 U
1,1-DICHLOROPROPENE	0.14 U	0.14 U	0.14 U	0.14 U	0.14 U	0.14 U	0.14 U	0.14 U
1,2,3-TRICHLOROBENZENE	0.54 UJ	0.54 UJ	0.54 UJ	0.54 UJ	0.54 UJ	0.54 UJ	0.54 UJ	0.54 UJ
1,2,3-TRICHLOROPROPANE	0.24 U	0.24 U	0.24 U	0.24 U	0.24 U	0.24 U	0.24 U	0.24 U
1,2,3-TRIMETHYLBENZENE	0.14 U	0.14 U	0.14 UJ	0.14 UJ	0.14 UJ	0.14 UJ	0.14 UJ	0.14 UJ
1,2,4-TRICHLOROBENZENE	0.26 UJ	0.26 UJ	0.26 U	0.26 U	0.26 UJ	0.26 UJ	0.26 UJ	0.26 UJ
1,2,4-TRIMETHYLBENZENE	0.07 U	0.07 U	0.07 U	0.07 U	0.07 U	0.07 U	0.07 U	0.07 U
1,2-DIBROMO-3-CHLOROPROPANE	0.91 UJ	0.91 UJ	0.91 U	0.91 U	0.91 UJ	0.91 UJ	0.91 UJ	0.91 UJ
1,2-DIBROMOETHANE	0.12 U	0.12 U	0.12 U	0.12 U	0.12 U	0.12 U	0.12 U	0.12 U
1,2-DICHLOROBENZENE	0.15 U	0.15 U	0.15 U	0.15 U	0.15 U	0.15 U	0.15 U	0.15 U
1,2-DICHLOROETHANE	0.21 U	0.21 U	0.21 U	0.21 U	0.21 U	0.21 U	0.21 U	0.21 U
1,2-DICHLOROPROPANE	0.15 U	0.15 U	0.15 U	0.15 U	0.15 U	0.15 U	0.15 U	0.15 U
1,3-DICHLOROBENZENE	0.15 U	0.15 U	0.15 U	0.15 U	0.15 U	0.15 U	0.15 U	0.15 U
1,3-DICHLOROPROPANE	0.21 U	0.21 U	0.21 U	0.21 U	0.21 U	0.21 U	0.21 U	0.21 U
1,4-DICHLOROBENZENE	0.16 U	0.16 U	0.16 U	0.16 U	0.16 U	0.16 U	0.16 U	0.16 U
2,2-DICHLOROPROPANE	0.31 U	0.31 U	0.31 U	0.31 U	0.31 U	0.31 U	0.31 U	0.31 U
2-BUTANONE	1.2 U	1.2 U	1.2 U	1.2 U	1.7 J	1.2 U	1.2 J	1.2 U
2-CHLOROETHYL VINYL ETHER	0.26 UR	0.26 UR	0.26 UR	0.26 UR	0.26 UR	0.26 UR	0.26 UR	0.26 UR
2-CHLOROTOLUENE	0.15 U	0.15 U	0.15 U	0.15 U	0.15 U	0.15 U	0.15 U	0.15 U
2-HEXANONE	0.54 U	0.54 U	0.54 U	0.54 U	0.54 U	0.54 U	0.54 U	0.54 U
4-CHLOROTOLUENE	0.09 U	0.09 U	0.09 U	0.09 U	0.09 U	0.09 U	0.09 U	0.09 U
4-ISOPROPYLTOLUENE	0.13 U	0.13 U	0.13 U	0.13 U	0.13 U	0.13 U	0.13 U	0.13 U
4-METHYL-2-PENTANONE	0.42 U	0.42 U	0.42 U	0.42 U	0.42 U	0.42 U	0.42 U	0.42 U
ACETONE	5.4 U	5.4 U	5.4 U	5.4 U	5.4 U	5.4 U	5.4 U	5.4 U
BENZENE	0.13 U	0.13 U	0.13 U	0.13 U	0.13 U	0.13 U	0.13 U	0.13 U
BROMOBENZENE	0.12 U	0.12 U	0.12 U	0.12 U	0.12 U	0.12 U	0.12 U	0.12 U
BROMOCHLOROMETHANE	0.14 U	0.14 U	0.14 U	0.14 U	0.14 U	0.14 U	0.14 U	0.14 U
BROMODICHLOROMETHANE	0.17 U	0.17 U	0.17 U	0.17 U	0.17 U	0.17 U	0.17 U	0.17 U
BROMOFORM	0.76 U	0.76 U	0.76 U	0.76 U	0.76 UJ	0.76 UJ	0.76 UJ	0.76 UJ
BROMOMETHANE	0.42 U	0.42 U	0.42 U	0.42 U	0.42 U	0.42 U	0.42 U	0.42 U
CARBON DISULFIDE	0.28 U	0.28 U	0.28 U	0.28 U	0.28 U	0.28 U	0.28 U	0.28 U
CARBON TETRACHLORIDE	0.26 U	0.26 U	0.26 U	0.26 U	0.26 U	0.26 U	0.26 U	0.26 U
CHLOROBENZENE	0.14 U	0.14 U	0.14 U	0.14 U	0.14 U	0.14 U	0.14 U	0.14 U
CHLORODIBROMOMETHANE	0.39 U	0.39 U	0.39 U	0.39 U	0.39 U	0.39 U	0.39 U	0.39 U
CHLORODIFLUOROMETHANE	1 U	1 U	1 U	1 U	1 U	1 U	1 U	1 U
CHLOROETHANE	0.83 U	0.83 U	0.83 U	0.83 U	0.83 U	0.83 U	0.83 U	0.83 U
CHLOROFORM	0.13 U	0.13 U	0.13 U	0.13 U	0.13 U	0.13 U	0.13 U	0.13 U
CHLOROMETHANE	0.2 U	0.2 U	0.2 U	0.2 U	0.2 U	0.2 U	0.2 U	0.2 U
CIS-1,2-DICHLOROETHENE	0.33 J	0.22 J	0.16 U	0.16 U	0.16 U	0.2 U	0.16 U	0.18 U
CIS-1,3-DICHLOROPROPENE	0.61 U	0.61 U	0.61 U	0.61 U	0.61 U	0.61 U	0.61 U	0.61 U

LOCATION	MSA-SW40A	MSA-SW40B	MSA-SW40C	MSA-SW40D	MSA-SW41A	MSA-SW41B	MSA-SW41C
SAMPLE ID	MSA-SW40A-060718	MSA-SW40B-060718	MSA-SW40C-060718	MSA-SW40D-060718	MSA-SW41A-060718	MSA-SW41B-060718	MSA-SW41C-060718
SAMPLE DATE	20180607	20180607	20180607	20180607	20180607	20180607	20180607
SAMPLE CODE	NORMAL	NORMAL	NORMAL	NORMAL	NORMAL	NORMAL	NORMAL
MATRIX	SW	SW	SW	SW	SW	SW	SW
SAMPLE TYPE	NORMAL	NORMAL	NORMAL	NORMAL	NORMAL	NORMAL	NORMAL
SUBMATRIX	NA	NA	NA	NA	NA	NA	NA
TOP DEPTH	-9999	-9999	-9999	-9999	-9999	-9999	-9999
BOTTOM DEPTH	-9999	-9999	-9999	-9999	-9999	-9999	-9999
VOLATILES (UG/L)							
1,1,1,2-TETRACHLOROETHANE	0.14 U	0.14 U	0.14 U	0.14 U	0.14 U	0.14 U	0.14 U
1,1,1-TRICHLOROETHANE	0.24 U	0.24 U	0.24 U	0.24 U	0.24 U	0.24 U	0.24 U
1,1,2,2-TETRACHLOROETHANE	0.13 U	0.13 U	0.13 U	0.13 U	0.13 U	0.13 U	0.13 U
1,1,2-TRICHLOROTRIFLUOROETHANE	0.41 U	0.41 U	0.41 U	0.41 U	0.41 U	0.41 U	0.41 U
1,1-DICHLOROETHANE	0.17 U	0.17 U	0.17 U	0.17 U	0.17 U	0.17 U	0.17 U
1,1-DICHLOROETHENE	0.19 U	0.19 U	0.19 U	0.19 U	0.19 U	0.19 U	0.19 U
1,1-DICHLOROPROPENE	0.14 U	0.14 U	0.14 U	0.14 U	0.14 U	0.14 U	0.14 U
1,2,3-TRICHLOROBENZENE	0.54 UJ	0.54 UJ	0.54 UJ	0.54 UJ	0.54 UJ	0.54 UJ	0.54 UJ
1,2,3-TRICHLOROPROPANE	0.24 U	0.24 U	0.24 U	0.24 U	0.24 U	0.24 U	0.24 U
1,2,3-TRIMETHYLBENZENE	0.14 UJ	0.14 U	0.14 U	0.14 U	0.14 UJ	0.14 UJ	0.14 U
1,2,4-TRICHLOROBENZENE	0.26 U	0.26 UJ	0.26 UJ	0.26 UJ	0.26 U	0.26 U	0.26 UJ
1,2,4-TRIMETHYLBENZENE	0.07 U	0.07 U	0.07 U	0.07 U	0.07 U	0.07 U	0.07 U
1,2-DIBROMO-3-CHLOROPROPANE	0.91 U	0.91 UJ	0.91 UJ	0.91 UJ	0.91 U	0.91 U	0.91 UJ
1,2-DIBROMOETHANE	0.12 U	0.12 U	0.12 U	0.12 U	0.12 U	0.12 U	0.12 U
1,2-DICHLOROBENZENE	0.15 U	0.15 U	0.15 U	0.15 U	0.15 U	0.15 U	0.15 U
1,2-DICHLOROETHANE	0.21 U	0.21 U	0.21 U	0.21 U	0.21 U	0.21 U	0.21 U
1,2-DICHLOROPROPANE	0.15 U	0.15 U	0.15 U	0.15 U	0.15 U	0.15 U	0.15 U
1,3-DICHLOROBENZENE	0.15 U	0.15 U	0.15 U	0.15 U	0.15 U	0.15 U	0.15 U
1,3-DICHLOROPROPANE	0.21 U	0.21 U	0.21 U	0.21 U	0.21 U	0.21 U	0.21 U
1,4-DICHLOROBENZENE	0.16 U	0.16 U	0.16 U	0.16 U	0.16 U	0.16 U	0.16 U
2,2-DICHLOROPROPANE	0.31 U	0.31 U	0.31 U	0.31 U	0.31 U	0.31 U	0.31 U
2-BUTANONE	1.2 U	1.2 U	1.2 U	1.2 U	1.2 U	1.2 U	1.2 U
2-CHLOROETHYL VINYL ETHER	0.26 UR	0.26 UR	0.26 UR	0.26 UR	0.26 UR	0.26 UR	0.26 UR
2-CHLOROTOLUENE	0.15 U	0.15 U	0.15 U	0.15 U	0.15 U	0.15 U	0.15 U
2-HEXANONE	0.54 U	0.54 U	0.54 U	0.54 U	0.54 U	0.54 U	0.54 U
4-CHLOROTOLUENE	0.09 U	0.09 U	0.09 U	0.09 U	0.09 U	0.09 U	0.09 U
4-ISOPROPYLTOLUENE	0.13 U	0.13 U	0.13 U	0.13 U	0.13 U	0.13 U	0.13 U
4-METHYL-2-PENTANONE	0.42 U	0.42 U	0.42 U	0.42 U	0.42 U	0.42 U	0.42 U
ACETONE	5.4 U	5.4 U	5.4 U	5.4 U	5.4 U	5.4 U	5.4 U
BENZENE	0.13 U	0.13 U	0.13 U	0.13 U	0.13 U	0.13 U	0.13 U
BROMOBENZENE	0.12 U	0.12 U	0.12 U	0.12 U	0.12 U	0.12 U	0.12 U
BROMOCHLOROMETHANE	0.14 U	0.14 U	0.14 U	0.14 U	0.14 U	0.14 U	0.14 U
BROMODICHLOROMETHANE	0.17 U	0.17 U	0.17 U	0.17 U	0.17 U	0.17 U	0.17 U
BROMOFORM	0.76 U	0.76 U	0.76 U	0.76 U	0.76 U	0.76 U	0.76 UJ
BROMOMETHANE	0.42 U	0.42 U	0.42 U	0.42 U	0.42 U	0.42 U	0.42 U
CARBON DISULFIDE	0.28 U	0.28 U	0.28 U	0.28 U	0.28 U	0.28 U	0.28 U
CARBON TETRACHLORIDE	0.26 U	0.26 U	0.26 U	0.26 U	0.26 U	0.26 U	0.26 U
CHLOROBENZENE	0.14 U	0.14 U	0.14 U	0.14 U	0.14 U	0.14 U	0.14 U
CHLORODIBROMOMETHANE	0.39 U	0.39 U	0.39 U	0.39 U	0.39 U	0.39 U	0.39 U
CHLORODIFLUOROMETHANE	1 U	1 U	1 U	1 U	1 U	1 U	1 U
CHLOROETHANE	0.83 U	0.83 U	0.83 U	0.83 U	0.83 U	0.83 U	0.83 U
CHLOROFORM	0.13 U	0.13 U	0.13 U	0.13 U	0.13 U	0.13 U	0.13 U
CHLOROMETHANE	0.2 U	0.2 U	0.2 U	0.2 U	0.2 U	0.2 U	0.2 U
CIS-1,2-DICHLOROETHENE	0.16 U	0.16 J	0.16 U	0.16 U	0.16 U	0.16 U	0.16 UJ
CIS-1,3-DICHLOROPROPENE	0.61 U	0.61 U	0.61 U	0.61 U	0.61 U	0.61 U	0.61 U

LOCATION	MSA-SW41D	MSA-SW42A	MSA-SW42B	MSA-SW42C	MSA-SW42D	MSA-SW43A	MSA-SW43B
SAMPLE ID	MSA-SW41D-060718	MSA-SW42A-060718	MSA-SW42B-060718	MSA-SW42C-060718	MSA-SW42D-060718	MSA-SW43A-060718	MSA-SW43B-060718
SAMPLE DATE	20180607	20180607	20180607	20180607	20180607	20180607	20180607
SAMPLE CODE	NORMAL	NORMAL	NORMAL	NORMAL	NORMAL	NORMAL	NORMAL
MATRIX	SW	SW	SW	SW	SW	SW	SW
SAMPLE TYPE	NORMAL	NORMAL	NORMAL	NORMAL	NORMAL	NORMAL	NORMAL
SUBMATRIX	NA	NA	NA	NA	NA	NA	NA
TOP DEPTH	-9999	-9999	-9999	-9999	-9999	-9999	-9999
BOTTOM DEPTH	-9999	-9999	-9999	-9999	-9999	-9999	-9999
VOLATILES (UG/L)							
1,1,1,2-TETRACHLOROETHANE	0.14 U	0.14 U	0.14 U	0.14 U	0.14 U	0.14 U	0.14 U
1,1,1-TRICHLOROETHANE	0.24 U	0.24 U	0.24 U	0.24 U	0.24 U	0.24 U	0.24 U
1,1,2,2-TETRACHLOROETHANE	0.13 U	0.13 U	0.13 U	0.13 U	0.13 U	0.13 U	0.13 U
1,1,2-TRICHLOROTRIFLUOROETHANE	0.41 U	0.41 U	0.41 U	0.41 U	0.41 U	0.41 U	0.41 U
1,1-DICHLOROETHANE	0.17 U	0.17 U	0.17 U	0.17 U	0.17 U	0.17 U	0.17 U
1,1-DICHLOROETHENE	0.19 U	0.19 U	0.19 U	0.19 U	0.19 U	0.19 U	0.19 U
1,1-DICHLOROPROPENE	0.14 U	0.14 U	0.14 U	0.14 U	0.14 U	0.14 U	0.14 U
1,2,3-TRICHLOROBENZENE	0.54 UJ	0.54 UJ	0.54 UJ	0.54 UJ	0.54 UJ	0.54 UJ	0.54 UJ
1,2,3-TRICHLOROPROPANE	0.24 U	0.24 U	0.24 U	0.24 U	0.24 U	0.24 U	0.24 U
1,2,3-TRIMETHYLBENZENE	0.14 U	0.14 U	0.14 U	0.14 U	0.14 U	0.14 UJ	0.14 UJ
1,2,4-TRICHLOROBENZENE	0.26 UJ	0.26 UJ	0.26 UJ	0.26 UJ	0.26 UJ	0.26 U	0.26 U
1,2,4-TRIMETHYLBENZENE	0.07 U	0.07 U	0.07 U	0.07 U	0.07 U	0.07 U	0.07 U
1,2-DIBROMO-3-CHLOROPROPANE	0.91 UJ	0.91 UJ	0.91 UJ	0.91 UJ	0.91 UJ	0.91 U	0.91 U
1,2-DIBROMOETHANE	0.12 U	0.12 U	0.12 U	0.12 U	0.12 U	0.12 U	0.12 U
1,2-DICHLOROBENZENE	0.15 U	0.15 U	0.15 U	0.15 U	0.15 U	0.15 U	0.15 U
1,2-DICHLOROETHANE	0.21 U	0.21 U	0.21 U	0.21 U	0.21 U	0.21 U	0.21 U
1,2-DICHLOROPROPANE	0.15 U	0.15 U	0.15 U	0.15 U	0.15 U	0.15 U	0.15 U
1,3-DICHLOROBENZENE	0.15 U	0.15 U	0.15 U	0.15 U	0.15 U	0.15 U	0.15 U
1,3-DICHLOROPROPANE	0.21 U	0.21 U	0.21 U	0.21 U	0.21 U	0.21 U	0.21 U
1,4-DICHLOROBENZENE	0.16 U	0.16 U	0.16 U	0.16 U	0.16 U	0.16 U	0.16 U
2,2-DICHLOROPROPANE	0.31 U	0.31 U	0.31 U	0.31 U	0.31 U	0.31 U	0.31 U
2-BUTANONE	1.2 U	1.2 U	1.2 U	1.2 U	1.2 U	1.2 U	1.2 U
2-CHLOROETHYL VINYL ETHER	0.26 UR	0.26 UR	0.26 UR	0.26 UR	0.26 UR	0.26 UR	0.26 UR
2-CHLOROTOLUENE	0.15 U	0.15 U	0.15 U	0.15 U	0.15 U	0.15 U	0.15 U
2-HEXANONE	0.54 U	0.54 U	0.54 U	0.54 U	0.54 U	0.54 U	0.54 U
4-CHLOROTOLUENE	0.09 U	0.09 U	0.09 U	0.09 U	0.09 U	0.09 U	0.09 U
4-ISOPROPYLTOLUENE	0.13 U	0.13 U	0.13 U	0.13 U	0.13 U	0.13 U	0.13 U
4-METHYL-2-PENTANONE	0.42 U	0.42 U	0.42 U	0.42 U	0.42 U	0.42 U	0.42 U
ACETONE	5.4 U	5.4 U	5.4 U	5.4 U	5.4 U	5.4 U	5.4 U
BENZENE	0.13 U	0.13 U	0.13 U	0.13 U	0.13 U	0.13 U	0.13 U
BROMOBENZENE	0.12 U	0.12 U	0.12 U	0.12 U	0.12 U	0.12 U	0.12 U
BROMOCHLOROMETHANE	0.14 U	0.14 U	0.14 U	0.14 U	0.14 U	0.14 U	0.14 U
BROMODICHLOROMETHANE	0.17 U	0.17 U	0.17 U	0.17 U	0.17 U	0.17 U	0.17 U
BROMOFORM	0.76 UJ	0.76 UJ	0.76 UJ	0.76 UJ	0.76 UJ	0.76 U	0.76 U
BROMOMETHANE	0.42 U	0.42 U	0.42 U	0.42 U	0.42 U	0.42 U	0.42 U
CARBON DISULFIDE	0.28 U	0.28 U	0.28 U	0.28 U	0.28 U	0.28 U	0.28 U
CARBON TETRACHLORIDE	0.26 U	0.26 U	0.26 U	0.26 U	0.26 U	0.26 U	0.26 U
CHLOROBENZENE	0.14 U	0.14 U	0.14 U	0.14 U	0.14 U	0.14 U	0.14 U
CHLORODIBROMOMETHANE	0.39 U	0.39 U	0.39 U	0.39 U	0.39 U	0.39 U	0.39 U
CHLORODIFLUOROMETHANE	1 U	1 U	1 U	1 U	1 U	1 U	1 U
CHLOROETHANE	0.83 U	0.83 U	0.83 U	0.83 U	0.83 U	0.83 U	0.83 U
CHLOROFORM	0.13 U	0.13 U	0.13 U	0.13 U	0.13 U	0.13 U	0.13 U
CHLOROMETHANE	0.2 U	0.2 U	0.2 U	0.2 U	0.2 U	0.2 U	0.2 U
CIS-1,2-DICHLOROETHENE	0.16 UJ	0.17 J	0.18 J	0.16 UJ	0.16 UJ	0.16 U	0.16 U
CIS-1,3-DICHLOROPROPENE	0.61 U	0.61 U	0.61 U	0.61 U	0.61 U	0.61 U	0.61 U

LOCATION	MSA-SW43C	MSA-SW43D	MSA-SW44A	MSA-SW44B	MSA-SW44C	MSA-SW44D	MSA-SW45A
SAMPLE ID	MSA-SW43C-060718	MSA-SW43D-060718	MSA-SW44A-060718	MSA-SW44B-060718	MSA-SW44C-060718	MSA-SW44D-060718	MSA-SW45A-060718
SAMPLE DATE	20180607	20180607	20180607	20180607	20180607	20180607	20180607
SAMPLE CODE	NORMAL	NORMAL	NORMAL	NORMAL	NORMAL	NORMAL	NORMAL
MATRIX	SW	SW	SW	SW	SW	SW	SW
SAMPLE TYPE	NORMAL	NORMAL	NORMAL	NORMAL	NORMAL	NORMAL	NORMAL
SUBMATRIX	NA	NA	NA	NA	NA	NA	NA
TOP DEPTH	-9999	-9999	-9999	-9999	-9999	-9999	-9999
BOTTOM DEPTH	-9999	-9999	-9999	-9999	-9999	-9999	-9999
VOLATILES (UG/L)							
1,1,1,2-TETRACHLOROETHANE	0.14 U	0.14 U	0.14 U	0.14 U	0.14 U	0.14 U	0.14 U
1,1,1-TRICHLOROETHANE	0.24 U	0.24 U	0.24 U	0.24 U	0.24 U	0.24 U	0.24 U
1,1,2,2-TETRACHLOROETHANE	0.13 U	0.13 U	0.13 U	0.13 U	0.13 U	0.13 U	0.13 U
1,1,2-TRICHLOROTRIFLUOROETHANE	0.41 U	0.41 U	0.41 U	0.41 U	0.41 U	0.41 U	0.41 U
1,1-DICHLOROETHANE	0.17 U	0.17 U	0.17 U	0.17 U	0.17 U	0.17 U	0.17 U
1,1-DICHLOROETHENE	0.19 U	0.19 U	0.19 U	0.19 U	0.19 U	0.19 U	0.19 U
1,1-DICHLOROPROPENE	0.14 U	0.14 U	0.14 U	0.14 U	0.14 U	0.14 U	0.14 U
1,2,3-TRICHLOROBENZENE	0.54 UJ	0.54 UJ	0.54 UJ	0.54 UJ	0.54 UJ	0.54 UJ	0.54 UJ
1,2,3-TRICHLOROPROPANE	0.24 U	0.24 U	0.24 U	0.24 U	0.24 U	0.24 U	0.24 U
1,2,3-TRIMETHYLBENZENE	0.14 UJ	0.14 UJ	0.14 UJ	0.14 UJ	0.14 UJ	0.14 UJ	0.14 U
1,2,4-TRICHLOROBENZENE	0.26 UJ	0.26 UJ	0.26 U	0.26 U	0.26 U	0.26 U	0.26 UJ
1,2,4-TRIMETHYLBENZENE	0.07 U	0.07 U	0.07 U	0.07 U	0.07 U	0.07 U	0.07 U
1,2-DIBROMO-3-CHLOROPROPANE	0.91 UJ	0.91 UJ	0.91 U	0.91 U	0.91 U	0.91 U	0.91 UJ
1,2-DIBROMOETHANE	0.12 U	0.12 U	0.12 U	0.12 U	0.12 U	0.12 U	0.12 U
1,2-DICHLOROBENZENE	0.15 U	0.15 U	0.15 U	0.15 U	0.15 U	0.15 U	0.15 U
1,2-DICHLOROETHANE	0.21 U	0.21 U	0.21 U	0.21 U	0.21 U	0.21 U	0.21 U
1,2-DICHLOROPROPANE	0.15 U	0.15 U	0.15 U	0.15 U	0.15 U	0.15 U	0.15 U
1,3-DICHLOROBENZENE	0.15 U	0.15 U	0.15 U	0.15 U	0.15 U	0.15 U	0.15 U
1,3-DICHLOROPROPANE	0.21 U	0.21 U	0.21 U	0.21 U	0.21 U	0.21 U	0.21 U
1,4-DICHLOROBENZENE	0.16 U	0.16 U	0.16 U	0.16 U	0.16 U	0.16 U	0.16 U
2,2-DICHLOROPROPANE	0.31 U	0.31 U	0.31 U	0.31 U	0.31 U	0.31 U	0.31 U
2-BUTANONE	1.2 U	1.2 U	1.2 U	1.2 U	1.2 U	1.2 U	1.2 U
2-CHLOROETHYL VINYL ETHER	0.26 UR	0.26 UR	0.26 UR	0.26 UR	0.26 UR	0.26 UR	0.26 UR
2-CHLOROTOLUENE	0.15 U	0.15 U	0.15 U	0.15 U	0.15 U	0.15 U	0.15 U
2-HEXANONE	0.54 U	0.54 U	0.54 U	0.54 U	0.54 U	0.54 U	0.54 U
4-CHLOROTOLUENE	0.09 U	0.09 U	0.09 U	0.09 U	0.09 U	0.09 U	0.09 U
4-ISOPROPYLTOLUENE	0.13 U	0.13 U	0.13 U	0.13 U	0.13 U	0.13 U	0.13 U
4-METHYL-2-PENTANONE	0.42 U	0.42 U	0.42 U	0.42 U	0.42 U	0.42 U	0.42 U
ACETONE	5.4 U	5.4 U	5.4 U	5.4 U	5.4 U	5.4 U	5.4 U
BENZENE	0.13 U	0.13 U	0.13 U	0.13 U	0.13 U	0.13 U	0.13 U
BROMOBENZENE	0.12 U	0.12 U	0.12 U	0.12 U	0.12 U	0.12 U	0.12 U
BROMOCHLOROMETHANE	0.14 U	0.14 U	0.14 U	0.14 U	0.14 U	0.14 U	0.14 U
BROMODICHLOROMETHANE	0.17 U	0.17 U	0.17 U	0.17 U	0.17 U	0.17 U	0.17 U
BROMOFORM	0.76 UJ	0.76 UJ	0.76 U	0.76 U	0.76 U	0.76 U	0.76 UJ
BROMOMETHANE	0.42 U	0.42 U	0.42 U	0.42 U	0.42 U	0.42 U	0.42 U
CARBON DISULFIDE	0.28 U	0.28 U	0.28 U	0.28 U	0.28 U	0.28 U	0.28 U
CARBON TETRACHLORIDE	0.26 U	0.26 U	0.26 U	0.26 U	0.26 U	0.26 U	0.26 U
CHLOROBENZENE	0.14 U	0.14 U	0.14 U	0.14 U	0.14 U	0.14 U	0.14 U
CHLORODIBROMOMETHANE	0.39 U	0.39 U	0.39 U	0.39 U	0.39 U	0.39 U	0.39 U
CHLORODIFLUOROMETHANE	1 U	1 U	1 U	1 U	1 U	1 U	1 U
CHLOROETHANE	0.83 U	0.83 U	0.83 U	0.83 U	0.83 U	0.83 U	0.83 U
CHLOROFORM	0.13 U	0.13 U	0.13 U	0.13 U	0.13 U	0.13 U	0.13 U
CHLOROMETHANE	0.2 U	0.2 U	0.2 U	0.2 U	0.2 U	0.2 U	0.2 U
CIS-1,2-DICHLOROETHENE	0.31 U	0.2 U	0.16 U	0.16 U	0.16 U	0.16 U	0.16 UJ
CIS-1,3-DICHLOROPROPENE	0.61 U	0.61 U	0.61 U	0.61 U	0.61 U	0.61 U	0.61 U

LOCATION	MSA-SW45B	MSA-SW45C	MSA-SW45D	MSA-SW46A	MSA-SW47A	MSA-SW48A	MSA-SW49A	QC
SAMPLE ID	MSA-SW45B-060718	MSA-SW45C-060718	MSA-SW45D-060718	MSA-SW46A-060718	MSA-SW47A-060718	MSA-SW48A-060718	MSA-SW49A-060718	TB-060718
SAMPLE DATE	20180607	20180607	20180607	20180607	20180607	20180607	20180607	20180607
SAMPLE CODE	NORMAL	NORMAL	NORMAL	NORMAL	NORMAL	NORMAL	NORMAL	NORMAL
MATRIX	SW	SW	SW	SW	SW	SW	SW	QC
SAMPLE TYPE	NORMAL	NORMAL	NORMAL	NORMAL	NORMAL	NORMAL	NORMAL	FIELDQC
SUBMATRIX	NA	NA	NA	NA	NA	NA	NA	NA
TOP DEPTH	-9999	-9999	-9999	-9999	-9999	-9999	-9999	-9999
BOTTOM DEPTH	-9999	-9999	-9999	-9999	-9999	-9999	-9999	-9999
VOLATILES (UG/L)								
1,1,1,2-TETRACHLOROETHANE	0.14 U	0.14 U	0.14 U	0.14 U	0.14 U	0.14 U	0.14 U	0.14 U
1,1,1-TRICHLOROETHANE	0.24 U	0.24 U	0.24 U	0.24 U	0.24 U	0.24 U	0.24 U	0.24 U
1,1,2,2-TETRACHLOROETHANE	0.13 U	0.13 U	0.13 U	0.13 U	0.13 U	0.13 U	0.13 U	0.13 U
1,1,2-TRICHLOROTRIFLUOROETHANE	0.41 U	0.41 U	0.41 U	0.41 U	0.41 U	0.41 U	0.41 U	0.41 U
1,1-DICHLOROETHANE	0.17 U	0.17 U	0.17 U	0.17 U	0.17 U	0.17 U	0.17 U	0.17 U
1,1-DICHLOROETHENE	0.19 U	0.19 U	0.19 U	0.19 U	0.19 U	0.19 U	0.19 U	0.19 U
1,1-DICHLOROPROPENE	0.14 U	0.14 U	0.14 U	0.14 U	0.14 U	0.14 U	0.14 U	0.14 U
1,2,3-TRICHLOROBENZENE	0.54 UJ	0.54 UJ	0.54 UJ	0.54 UJ	0.54 UJ	0.54 UJ	0.54 UJ	0.54 UJ
1,2,3-TRICHLOROPROPANE	0.24 U	0.24 U	0.24 U	0.24 U	0.24 U	0.24 U	0.24 U	0.24 U
1,2,3-TRIMETHYLBENZENE	0.14 U	0.14 U	0.14 UJ	0.14 UJ	0.14 UJ	0.14 UJ	0.14 UJ	0.14 UJ
1,2,4-TRICHLOROBENZENE	0.26 UJ	0.26 UJ	0.26 UJ	0.26 U	0.26 U	0.26 U	0.26 U	0.26 UJ
1,2,4-TRIMETHYLBENZENE	0.07 U	0.07 U	0.07 U	0.07 U	0.07 U	0.07 U	0.07 U	0.07 U
1,2-DIBROMO-3-CHLOROPROPANE	0.91 UJ	0.91 UJ	0.91 UJ	0.91 U	0.91 U	0.91 U	0.91 U	0.91 UJ
1,2-DIBROMOETHANE	0.12 U	0.12 U	0.12 U	0.12 U	0.12 U	0.12 U	0.12 U	0.12 U
1,2-DICHLOROBENZENE	0.15 U	0.15 U	0.15 U	0.15 U	0.15 U	0.15 U	0.15 U	0.15 U
1,2-DICHLOROETHANE	0.21 U	0.21 U	0.21 U	0.21 U	0.21 U	0.21 U	0.21 U	0.21 U
1,2-DICHLOROPROPANE	0.15 U	0.15 U	0.15 U	0.15 U	0.15 U	0.15 U	0.15 U	0.15 U
1,3-DICHLOROBENZENE	0.15 U	0.15 U	0.15 U	0.15 U	0.15 U	0.15 U	0.15 U	0.15 U
1,3-DICHLOROPROPANE	0.21 U	0.21 U	0.21 U	0.21 U	0.21 U	0.21 U	0.21 U	0.21 U
1,4-DICHLOROBENZENE	0.16 U	0.16 U	0.16 U	0.16 U	0.16 U	0.16 U	0.16 U	0.16 U
2,2-DICHLOROPROPANE	0.31 U	0.31 U	0.31 U	0.31 U	0.31 U	0.31 U	0.31 U	0.31 U
2-BUTANONE	1.2 U	1.2 U	1.2 U	1.2 U	1.2 U	1.2 U	1.2 U	1.2 U
2-CHLOROETHYL VINYL ETHER	0.26 UR	0.26 UR	0.26 UR	0.26 UR	0.26 UR	0.26 UR	0.26 UR	0.26 UR
2-CHLOROTOLUENE	0.15 U	0.15 U	0.15 U	0.15 U	0.15 U	0.15 U	0.15 U	0.15 U
2-HEXANONE	0.54 U	0.54 U	0.54 U	0.54 U	0.54 U	0.54 U	0.54 U	0.54 U
4-CHLOROTOLUENE	0.09 U	0.09 U	0.09 U	0.09 U	0.09 U	0.09 U	0.09 U	0.09 U
4-ISOPROPYLTOLUENE	0.13 U	0.13 U	0.13 U	0.13 U	0.13 U	0.13 U	0.13 U	0.13 U
4-METHYL-2-PENTANONE	0.42 U	0.42 U	0.42 U	0.42 U	0.42 U	0.42 U	0.42 U	0.42 U
ACETONE	5.4 U	5.4 U	5.4 U	5.4 U	5.4 U	5.4 U	5.4 U	5.4 U
BENZENE	0.13 U	0.13 U	0.13 U	0.13 U	0.13 U	0.13 U	0.13 U	0.13 U
BROMOBENZENE	0.12 U	0.12 U	0.12 U	0.12 U	0.12 U	0.12 U	0.12 U	0.12 U
BROMOCHLOROMETHANE	0.14 U	0.14 U	0.14 U	0.14 U	0.14 U	0.14 U	0.14 U	0.14 U
BROMODICHLOROMETHANE	0.17 U	0.17 U	0.17 U	0.17 U	0.17 U	0.17 U	0.17 U	0.17 U
BROMOFORM	0.76 UJ	0.76 UJ	0.76 UJ	0.76 U	0.76 U	0.76 U	0.76 U	0.76 UJ
BROMOMETHANE	0.42 U	0.42 U	0.42 U	0.42 U	0.42 U	0.42 U	0.42 U	0.42 U
CARBON DISULFIDE	0.28 U	0.28 U	0.28 U	0.28 U	0.28 U	0.28 U	0.28 U	0.28 U
CARBON TETRACHLORIDE	0.26 U	0.26 U	0.26 U	0.26 U	0.26 U	0.26 U	0.26 U	0.26 U
CHLOROBENZENE	0.14 U	0.14 U	0.14 U	0.14 U	0.14 U	0.14 U	0.14 U	0.14 U
CHLORODIBROMOMETHANE	0.39 U	0.39 U	0.39 U	0.39 U	0.39 U	0.39 U	0.39 U	0.39 U
CHLORODIFLUOROMETHANE	1 U	1 U	1 U	1 U	1 U	1 U	1 U	1 U
CHLOROETHANE	0.83 U	0.83 U	0.83 U	0.83 U	0.83 U	0.83 U	0.83 U	0.83 U
CHLOROFORM	0.13 U	0.13 U	0.13 U	0.13 U	0.13 U	0.13 U	0.13 U	0.13 U
CHLOROMETHANE	0.2 U	0.2 U	0.2 U	0.2 U	0.2 U	0.2 U	0.2 U	0.2 U
CIS-1,2-DICHLOROETHENE	0.16 UJ	0.16 UJ	0.26 U	0.23 J	0.16 U	0.25 J	0.16 J	0.16 U
CIS-1,3-DICHLOROPROPENE	0.61 U	0.61 U	0.61 U	0.61 U	0.61 U	0.61 U	0.61 U	0.61 U

LOCATION	EL-SW01A	EL-SW01B	EL-SW01C	EL-SW01D	MSA-SW37A	MSA-SW37B	MSA-SW37C	MSA-SW37D
SAMPLE ID	EL-SW01A-060718	EL-SW01B-060718	EL-SW01C-060718	EL-SW01D-060718	MSA-SW37A-060718	MSA-SW37B-060718	MSA-SW37C-060718	MSA-SW37D-060718
SAMPLE DATE	20180607	20180607	20180607	20180607	20180607	20180607	20180607	20180607
SAMPLE CODE	NORMAL	NORMAL	NORMAL	NORMAL	NORMAL	NORMAL	NORMAL	NORMAL
MATRIX	SW	SW	SW	SW	SW	SW	SW	SW
SAMPLE TYPE	NORMAL	NORMAL	NORMAL	NORMAL	NORMAL	NORMAL	NORMAL	NORMAL
SUBMATRIX	NA	NA	NA	NA	NA	NA	NA	NA
TOP DEPTH	-9999	-9999	-9999	-9999	-9999	-9999	-9999	-9999
BOTTOM DEPTH	-9999	-9999	-9999	-9999	-9999	-9999	-9999	-9999
DIBROMOMETHANE	0.09 UJ	0.09 UJ	0.09 UJ	0.09 UJ	0.09 UJ	0.09 UJ	0.09 UJ	0.09 UJ
DICHLORODIFLUOROMETHANE	0.35 UJ	0.35 UJ	0.35 UJ	0.35 U	0.35 U	0.35 U	0.35 U	0.35 U
DIISOPROPYL ETHER	0.17 U	0.17 U	0.17 U	0.17 U	0.17 U	0.17 U	0.17 U	0.17 U
ETHYL TERT-BUTYL ETHER	0.15 U	0.15 U	0.15 U	0.15 U	0.15 U	0.15 U	0.15 U	0.15 U
ETHYLBENZENE	0.11 U	0.11 U	0.11 U	0.11 U	0.11 U	0.11 U	0.11 U	0.11 U
HEXACHLOROBUTADIENE	0.83 UJ	0.83 UJ	0.83 UJ	0.83 U	0.83 U	0.83 U	0.83 U	0.83 U
ISOPROPYLBENZENE	0.09 U	0.09 U	0.09 U	0.09 U	0.09 U	0.09 U	0.09 U	0.09 U
M+P-XYLENES	0.08 U	0.08 U	0.08 U	0.08 U	0.08 U	0.08 U	0.08 U	0.08 U
METHYL TERT-BUTYL ETHER	0.07 U	0.07 U	0.07 U	0.07 U	0.07 U	0.07 U	0.07 U	0.07 U
METHYLENE CHLORIDE	2.6 U	2.6 U	2.6 U	2.6 U	2.6 U	2.6 U	2.6 U	2.6 U
NAPHTHALENE	0.32 UJ	0.32 UJ	0.32 UJ	0.32 U	0.32 U	0.32 U	0.32 U	0.32 U
N-BUTYLBENZENE	0.14 U	0.14 U	0.14 U	0.14 U	0.14 U	0.14 U	0.14 U	0.14 U
N-PROPYLBENZENE	0.15 U	0.15 U	0.15 U	0.15 U	0.15 U	0.15 U	0.15 U	0.15 U
O-XYLENE	0.09 U	0.09 U	0.09 U	0.09 U	0.09 U	0.09 U	0.09 U	0.09 U
SEC-BUTYLBENZENE	0.13 U	0.13 U	0.13 U	0.13 U	0.13 U	0.13 U	0.13 U	0.13 U
STYRENE	0.1 U	0.1 U	0.1 U	0.1 U	0.1 U	0.1 U	0.1 U	0.1 U
TERT-AMYL METHYL ETHER	0.11 U	0.11 U	0.11 U	0.11 U	0.11 U	0.11 U	0.11 U	0.11 U
TERT-BUTYLBENZENE	0.14 U	0.14 U	0.14 U	0.14 U	0.14 U	0.14 U	0.14 U	0.14 U
TERTIARY-BUTYL ALCOHOL	1.7 U	1.7 U	1.7 U	1.7 U	1.7 U	1.7 U	1.7 U	1.7 U
TETRACHLOROETHENE	0.15 U	0.15 U	0.15 U	0.15 U	0.15 U	0.15 U	0.15 U	0.15 U
TOLUENE	0.14 U	0.14 U	0.14 U	0.14 U	0.14 U	0.14 U	0.14 U	0.14 U
TOTAL XYLENES	0.15 U	0.15 U	0.15 U	0.15 U	0.15 U	0.15 U	0.15 U	0.15 U
TRANS-1,2-DICHLOROETHENE	0.19 U	0.19 U	0.19 U	0.19 U	0.19 U	0.19 U	0.19 U	0.19 U
TRANS-1,3-DICHLOROPROPENE	0.67 U	0.67 U	0.67 U	0.67 U	0.67 U	0.67 U	0.67 U	0.67 U
TRICHLOROETHENE	0.1 UJ	0.1 UJ	0.1 UJ	0.1 U	0.1 U	0.1 U	0.1 U	0.1 U
TRICHLOROFLUOROMETHANE	0.45 U	0.45 U	0.45 U	0.45 U	0.45 U	0.45 U	0.45 U	0.45 U
VINYL ACETATE	0.19 UJ	0.19 UJ	0.19 UJ	0.19 UJ	0.19 UJ	0.19 UJ	0.19 UJ	0.19 UJ
VINYL CHLORIDE	0.2 U	0.2 U	0.2 U	0.2 U	0.2 U	0.2 U	0.31 J	0.2 U
DISSOLVED METALS (UG/L)								
ANTIMONY	NA	NA	NA	NA	2.9 U	2.9 U	2.9 U	2.9 U
ARSENIC	NA	NA	NA	NA	3.8 U	3.8 U	3.8 U	3.8 U
BARIUM	NA	NA	NA	NA	12 J	12 J	11 J	11 J
BERYLLIUM	NA	NA	NA	NA	1.5 U	1.5 U	1.5 U	1.5 U
CADMIUM	NA	NA	NA	NA	1.1 U	1.1 U	1.1 U	1.1 U
CHROMIUM	NA	NA	NA	NA	4.9 U	4.9 U	4.9 U	4.9 U
COBALT	NA	NA	NA	NA	0.95 U	0.95 U	0.95 U	0.95 U
COPPER	NA	NA	NA	NA	8.5 U	27	8.5 U	8.5 U
LEAD	NA	NA	NA	NA	2.3 U	2.3 U	2.3 U	2.3 U
MERCURY	NA	NA	NA	NA	0.13 U	0.13 U	0.13 U	0.13 U
MOLYBDENUM	NA	NA	NA	NA	5.4 U	5.4 U	5.4 U	5.4 U
NICKEL	NA	NA	NA	NA	7.4 U	7.4 U	7.4 U	7.4 U
SELENIUM	NA	NA	NA	NA	4.5 U	4.5 U	4.5 U	4.5 U
SILVER	NA	NA	NA	NA	0.27 U	0.27 U	0.27 U	0.27 U
THALLIUM	NA	NA	NA	NA	1 U	1 U	1 U	1 U
TUNGSTEN	NA	NA	NA	NA	8.9 U	8.9 U	8.9 U	8.9 U
VANADIUM	NA	NA	NA	NA	4.1 U	4.1 U	4.1 U	4.1 U
ZINC	NA	NA	NA	NA	75 U	75 U	75 U	75 U
MISCELLANEOUS PARAMETERS (MG/L)								
CALCIUM HARDNESS AS CACO3	NA	NA	NA	NA	65	67	63	66
HARDNESS AS CACO3	NA	NA	NA	NA	220	220	210	230
HEXAVALENT CHROMIUM (ug/L)	NA	NA	NA	NA	0.047 U	0.047 U	0.047 U	0.047 U
FLASHPOINT (deg F)	NA	NA	NA	NA	NA	NA	NA	NA
MAGNESIUM HARDNESS AS CACO3	NA	NA	NA	NA	150	160	150	160

LOCATION	MSA-SW38A	MSA-SW38B	MSA-SW38C	MSA-SW38D	MSA-SW39A	MSA-SW39B	MSA-SW39C	MSA-SW39D
SAMPLE ID	MSA-SW38A-060718	MSA-SW38B-060718	MSA-SW38C-060718	MSA-SW38D-060718	MSA-SW39A-060718	MSA-SW39B-060718	MSA-SW39C-060718	MSA-SW39D-060718
SAMPLE DATE	20180607	20180607	20180607	20180607	20180607	20180607	20180607	20180607
SAMPLE CODE	NORMAL	NORMAL	NORMAL	NORMAL	NORMAL	NORMAL	NORMAL	NORMAL
MATRIX	SW	SW	SW	SW	SW	SW	SW	SW
SAMPLE TYPE	NORMAL	NORMAL	NORMAL	NORMAL	NORMAL	NORMAL	NORMAL	NORMAL
SUBMATRIX	NA	NA	NA	NA	NA	NA	NA	NA
TOP DEPTH	-9999	-9999	-9999	-9999	-9999	-9999	-9999	-9999
BOTTOM DEPTH	-9999	-9999	-9999	-9999	-9999	-9999	-9999	-9999
DIBROMOMETHANE	0.09 UJ	0.09 UJ	0.09 UJ	0.09 UJ	0.09 UJ	0.09 UJ	0.09 UJ	0.09 UJ
DICHLORODIFLUOROMETHANE	0.35 UJ	0.35 UJ	0.35 U	0.35 U	0.35 U	0.35 U	0.35 U	0.35 U
DIISOPROPYL ETHER	0.17 U	0.17 U	0.17 U	0.17 U	0.17 U	0.17 U	0.17 U	0.17 U
ETHYL TERT-BUTYL ETHER	0.15 U	0.15 U	0.15 U	0.15 U	0.15 U	0.15 U	0.15 U	0.15 U
ETHYLBENZENE	0.11 U	0.11 U	0.11 U	0.11 U	0.11 U	0.11 U	0.11 U	0.11 U
HEXACHLOROBUTADIENE	0.83 UJ	0.83 UJ	0.83 U	0.83 U	0.83 U	0.83 U	0.83 U	0.83 U
ISOPROPYLBENZENE	0.09 U	0.09 U	0.09 U	0.09 U	0.09 U	0.09 U	0.09 U	0.09 U
M+P-XYLENES	0.08 U	0.08 U	0.08 U	0.08 U	0.08 U	0.08 U	0.08 U	0.13 J
METHYL TERT-BUTYL ETHER	0.07 U	0.07 U	0.07 U	0.07 U	0.07 U	0.07 U	0.07 U	0.07 U
METHYLENE CHLORIDE	2.6 U	2.6 U	2.6 U	2.6 U	2.6 U	2.6 U	2.6 U	2.6 U
NAPHTHALENE	0.32 U	0.32 U	0.32 U	0.32 U	0.32 U	0.32 U	0.32 U	0.32 U
N-BUTYLBENZENE	0.14 U	0.14 U	0.14 U	0.14 U	0.14 UJ	0.14 UJ	0.14 UJ	0.14 UJ
N-PROPYLBENZENE	0.15 U	0.15 U	0.15 U	0.15 U	0.15 U	0.15 U	0.15 U	0.15 U
O-XYLENE	0.09 U	0.09 U	0.09 U	0.09 U	0.09 U	0.09 U	0.09 U	0.09 U
SEC-BUTYLBENZENE	0.13 U	0.13 U	0.13 U	0.13 U	0.13 U	0.13 U	0.13 U	0.13 U
STYRENE	0.1 U	0.1 U	0.1 U	0.1 U	0.1 U	0.1 U	0.1 U	0.1 U
TERT-AMYL METHYL ETHER	0.11 U	0.11 U	0.11 U	0.11 U	0.11 U	0.11 U	0.11 U	0.11 U
TERT-BUTYLBENZENE	0.14 U	0.14 U	0.14 U	0.14 U	0.14 U	0.14 U	0.14 U	0.14 U
TERTIARY-BUTYL ALCOHOL	1.7 U	1.7 U	1.7 U	1.7 U	1.7 U	1.7 U	1.7 U	1.7 U
TETRACHLOROETHENE	0.15 U	0.15 U	0.15 U	0.15 U	0.15 U	0.15 U	0.15 U	0.15 U
TOLUENE	0.14 U	0.14 U	0.14 U	0.14 U	0.14 U	0.14 U	0.14 U	0.19 J
TOTAL XYLENES	0.15 U	0.15 U	0.15 U	0.15 U	0.15 U	0.15 U	0.15 U	0.15 U
TRANS-1,2-DICHLOROETHENE	0.19 U	0.19 U	0.19 U	0.19 U	0.19 U	0.19 U	0.19 U	0.19 U
TRANS-1,3-DICHLOROPROPENE	0.67 U	0.67 U	0.67 U	0.67 U	0.67 U	0.67 U	0.67 U	0.67 U
TRICHLOROETHENE	0.1 U	0.1 U	0.1 U	0.1 U	0.38 U	0.35 U	0.31 U	0.38 U
TRICHLOROFLUOROMETHANE	0.45 U	0.45 U	0.45 U	0.45 U	0.45 U	0.45 U	0.45 U	0.45 U
VINYL ACETATE	0.19 UJ	0.19 UJ	0.19 UJ	0.19 UJ	0.19 UJ	0.19 UJ	0.19 UJ	0.19 UJ
VINYL CHLORIDE	0.38 J	0.2 U	0.2 U	0.2 U	0.2 U	0.2 U	0.2 U	0.2 U
DISSOLVED METALS (UG/L)								
ANTIMONY	2.9 U	2.9 U	2.9 U	2.9 U	2.9 U	2.9 U	2.9 U	2.9 U
ARSENIC	3.8 U	3.8 U	3.8 U	3.8 U	3.8 U	3.8 U	3.8 U	3.8 U
BARIUM	11 J	12 J	12 J	11 J	11 J	11 U	11 J	11 J
BERYLLIUM	1.5 U	1.5 U	1.5 U	1.5 U	1.5 U	1.5 U	1.5 U	1.5 U
CADMIUM	1.1 U	1.1 U	1.1 U	1.1 U	1.1 U	1.1 U	1.1 U	1.1 U
CHROMIUM	4.9 U	4.9 U	4.9 U	4.9 U	4.9 U	4.9 U	4.9 U	4.9 U
COBALT	0.95 U	0.95 U	0.95 U	0.95 U	0.95 U	0.95 U	0.95 U	0.95 U
COPPER	8.5 U	8.5 U	8.5 U	8.5 U	8.5 U	8.5 U	8.5 U	8.5 U
LEAD	2.3 U	2.3 U	2.3 U	2.3 U	2.3 U	2.3 U	2.3 U	2.3 U
MERCURY	0.13 U	0.13 U	0.13 U	0.13 U	0.13 U	0.13 U	0.13 U	0.13 U
MOLYBDENUM	5.4 U	5.4 U	5.4 U	5.4 U	5.4 U	5.4 U	5.4 U	5.4 U
NICKEL	7.4 U	7.4 U	7.4 U	7.4 U	7.4 U	7.4 U	7.4 U	7.4 U
SELENIUM	4.5 U	4.5 U	4.5 U	4.5 U	4.5 U	4.5 U	4.5 U	4.5 U
SILVER	0.27 U	0.27 U	0.27 U	0.27 U	0.27 U	0.27 U	0.27 U	0.27 U
THALLIUM	1 U	1 U	1 U	1 U	1 U	1 U	1 U	1 U
TUNGSTEN	8.9 U	8.9 U	8.9 U	8.9 U	8.9 U	8.9 U	8.9 U	8.9 U
VANADIUM	4.1 U	4.1 U	4.1 U	4.1 U	4.1 U	4.1 U	4.1 U	4.1 U
ZINC	75 U	75 U	75 U	75 U	75 U	75 U	75 U	75 U
MISCELLANEOUS PARAMETERS (MG/L)								
CALCIUM HARDNESS AS CACO3	67	67	68	67	64	63	65	65
HARDNESS AS CACO3	230	230	230	230	230	220	230	230
HEXAVALENT CHROMIUM (ug/L)	0.047 U	0.047 U	0.047 U	0.047 U	0.047 UJ	0.047 U	0.047 U	0.047 U
FLASHPOINT (deg F)	NA	NA	NA	NA	NA	NA	NA	NA
MAGNESIUM HARDNESS AS CACO3	160	160	160	160	160	160	160	160

LOCATION	MSA-SW40A	MSA-SW40B	MSA-SW40C	MSA-SW40D	MSA-SW41A	MSA-SW41B	MSA-SW41C
SAMPLE ID	MSA-SW40A-060718	MSA-SW40B-060718	MSA-SW40C-060718	MSA-SW40D-060718	MSA-SW41A-060718	MSA-SW41B-060718	MSA-SW41C-060718
SAMPLE DATE	20180607	20180607	20180607	20180607	20180607	20180607	20180607
SAMPLE CODE	NORMAL	NORMAL	NORMAL	NORMAL	NORMAL	NORMAL	NORMAL
MATRIX	SW	SW	SW	SW	SW	SW	SW
SAMPLE TYPE	NORMAL	NORMAL	NORMAL	NORMAL	NORMAL	NORMAL	NORMAL
SUBMATRIX	NA	NA	NA	NA	NA	NA	NA
TOP DEPTH	-9999	-9999	-9999	-9999	-9999	-9999	-9999
BOTTOM DEPTH	-9999	-9999	-9999	-9999	-9999	-9999	-9999
DIBROMOMETHANE	0.09 UJ	0.09 UJ	0.09 UJ	0.09 UJ	0.09 UJ	0.09 UJ	0.09 UJ
DICHLORODIFLUOROMETHANE	0.35 U	0.35 UJ	0.35 UJ	0.35 UJ	0.35 U	0.35 U	0.35 UJ
DIISOPROPYL ETHER	0.17 U	0.17 U	0.17 U	0.17 U	0.17 U	0.17 U	0.17 U
ETHYL TERT-BUTYL ETHER	0.15 U	0.15 U	0.15 U	0.15 U	0.15 U	0.15 U	0.15 U
ETHYLBENZENE	0.11 U	0.11 U	0.11 U	0.11 U	0.11 U	0.11 U	0.11 U
HEXACHLOROBUTADIENE	0.83 U	0.83 UJ	0.83 UJ	0.83 UJ	0.83 U	0.83 U	0.83 UJ
ISOPROPYLBENZENE	0.09 U	0.09 U	0.09 U	0.09 U	0.09 U	0.09 U	0.09 U
M+P-XYLENES	0.08 U	0.08 U	0.08 U	0.08 U	0.08 U	0.08 U	0.08 U
METHYL TERT-BUTYL ETHER	0.07 U	0.07 U	0.07 U	0.07 U	0.07 U	0.07 U	0.07 U
METHYLENE CHLORIDE	2.6 U	2.6 U	2.6 U	2.6 U	2.6 U	2.6 U	2.6 U
NAPHTHALENE	0.32 U	0.32 U	0.32 U	0.32 U	0.32 U	0.32 U	0.32 UJ
N-BUTYLBENZENE	0.14 U	0.14 U	0.14 U	0.14 U	0.14 U	0.14 U	0.14 U
N-PROPYLBENZENE	0.15 U	0.15 U	0.15 U	0.15 U	0.15 U	0.15 U	0.15 U
O-XYLENE	0.09 U	0.09 U	0.09 U	0.09 U	0.09 U	0.09 U	0.09 U
SEC-BUTYLBENZENE	0.13 U	0.13 U	0.13 U	0.13 U	0.13 U	0.13 U	0.13 U
STYRENE	0.1 U	0.1 U	0.1 U	0.1 U	0.1 U	0.1 U	0.1 U
TERT-AMYL METHYL ETHER	0.11 U	0.11 U	0.11 U	0.11 U	0.11 U	0.11 U	0.11 U
TERT-BUTYLBENZENE	0.14 U	0.14 U	0.14 U	0.14 U	0.14 U	0.14 U	0.14 U
TERTIARY-BUTYL ALCOHOL	1.7 U	1.7 U	1.7 U	1.7 U	1.7 U	1.7 U	1.7 U
TETRACHLOROETHENE	0.15 U	0.15 U	0.15 U	0.15 U	0.15 U	0.15 U	0.15 U
TOLUENE	0.14 U	0.14 U	0.14 U	0.14 U	0.14 U	0.14 U	0.14 U
TOTAL XYLENES	0.15 U	0.15 U	0.15 U	0.15 U	0.15 U	0.15 U	0.15 U
TRANS-1,2-DICHLOROETHENE	0.19 U	0.19 U	0.19 U	0.19 U	0.19 U	0.19 U	0.19 U
TRANS-1,3-DICHLOROPROPENE	0.67 U	0.67 U	0.67 U	0.67 U	0.67 U	0.67 U	0.67 U
TRICHLOROETHENE	0.1 U	0.1 U	0.1 U	0.1 U	0.1 U	0.1 U	0.1 UJ
TRICHLOROFLUOROMETHANE	0.45 U	0.45 U	0.45 U	0.45 U	0.45 U	0.45 U	0.45 U
VINYL ACETATE	0.19 UJ	0.19 UJ	0.19 UJ	0.19 UJ	0.19 UJ	0.19 UJ	0.19 UJ
VINYL CHLORIDE	0.2 U	0.2 U	0.2 U	0.2 U	0.2 U	0.2 U	0.2 U
DISSOLVED METALS (UG/L)							
ANTIMONY	2.9 U	4.5 J	2.9 U	2.9 U	2.9 U	2.9 U	2.9 U
ARSENIC	3.8 U	3.8 U	3.8 U	3.8 U	3.8 U	3.8 U	3.8 U
BARIUM	11 J	11 J	11 J	11 J	11 U	11 J	11 J
BERYLLIUM	1.5 U	1.5 J	1.5 U	1.5 U	1.5 U	1.5 U	1.6 J
CADMIUM	1.1 U	1.1 U	1.1 U	1.1 U	1.1 U	1.1 U	1.1 U
CHROMIUM	4.9 U	4.9 U	4.9 U	4.9 U	4.9 U	4.9 U	4.9 U
COBALT	0.95 U	0.95 U	0.95 U	0.95 U	0.95 U	0.95 U	0.95 U
COPPER	8.5 U	8.5 U	8.5 U	8.5 U	8.5 U	8.5 U	16
LEAD	2.3 U	2.3 U	2.3 U	2.3 U	2.3 U	2.3 U	2.3 U
MERCURY	0.13 U	0.13 U	0.13 U	0.13 U	0.13 U	0.13 U	0.13 U
MOLYBDENUM	5.4 U	5.4 U	5.4 U	5.4 U	5.4 U	5.4 U	5.4 U
NICKEL	7.4 U	7.4 U	7.4 U	7.4 U	14	7.4 U	7.4 U
SELENIUM	4.5 U	4.7 U	4.5 U	4.5 U	4.5 U	4.5 U	4.5 U
SILVER	0.27 U	0.27 U	0.27 U	0.27 U	0.27 U	0.27 U	0.27 U
THALLIUM	1 U	1 U	1 U	1 U	1 U	1 U	1 U
TUNGSTEN	8.9 U	8.9 U	8.9 U	8.9 U	8.9 U	8.9 U	8.9 U
VANADIUM	4.1 U	4.1 U	4.1 U	4.1 U	4.1 U	4.1 U	4.1 U
ZINC	75 U	75 U	75 U	75 U	75 U	75 U	75 U
MISCELLANEOUS PARAMETERS (MG/L)							
CALCIUM HARDNESS AS CACO3	68	67	66	65	64	67	64
HARDNESS AS CACO3	240	230	230	220	220	230	220
HEXAVALENT CHROMIUM (ug/L)	0.047 U	0.047 U	0.047 U	0.047 U	0.047 U	0.047 U	0.047 U
FLASHPOINT (deg F)	NA	NA	NA	NA	NA	NA	NA
MAGNESIUM HARDNESS AS CACO3	170	170	160	160	160	170	160

LOCATION	MSA-SW41D	MSA-SW42A	MSA-SW42B	MSA-SW42C	MSA-SW42D	MSA-SW43A	MSA-SW43B
SAMPLE ID	MSA-SW41D-060718	MSA-SW42A-060718	MSA-SW42B-060718	MSA-SW42C-060718	MSA-SW42D-060718	MSA-SW43A-060718	MSA-SW43B-060718
SAMPLE DATE	20180607	20180607	20180607	20180607	20180607	20180607	20180607
SAMPLE CODE	NORMAL	NORMAL	NORMAL	NORMAL	NORMAL	NORMAL	NORMAL
MATRIX	SW	SW	SW	SW	SW	SW	SW
SAMPLE TYPE	NORMAL	NORMAL	NORMAL	NORMAL	NORMAL	NORMAL	NORMAL
SUBMATRIX	NA	NA	NA	NA	NA	NA	NA
TOP DEPTH	-9999	-9999	-9999	-9999	-9999	-9999	-9999
BOTTOM DEPTH	-9999	-9999	-9999	-9999	-9999	-9999	-9999
DIBROMOMETHANE	0.09 UJ	0.09 UJ	0.09 UJ	0.09 UJ	0.09 UJ	0.09 UJ	0.09 UJ
DICHLORODIFLUOROMETHANE	0.35 UJ	0.35 UJ	0.35 UJ	0.35 UJ	0.35 UJ	0.35 U	0.35 U
DIISOPROPYL ETHER	0.17 U	0.17 U	0.17 U	0.17 U	0.17 U	0.17 U	0.17 U
ETHYL TERT-BUTYL ETHER	0.15 U	0.15 U	0.15 U	0.15 U	0.15 U	0.15 U	0.15 U
ETHYLBENZENE	0.11 U	0.11 U	0.11 U	0.11 U	0.11 U	0.11 U	0.11 U
HEXACHLOROBUTADIENE	0.83 UJ	0.83 UJ	0.83 UJ	0.83 UJ	0.83 UJ	0.83 U	0.83 U
ISOPROPYLBENZENE	0.09 U	0.09 U	0.09 U	0.09 U	0.09 U	0.09 U	0.09 U
M+P-XYLENES	0.08 U	0.08 U	0.08 U	0.08 U	0.08 U	0.08 U	0.08 U
METHYL TERT-BUTYL ETHER	0.07 U	0.07 U	0.07 U	0.07 U	0.07 U	0.07 U	0.07 U
METHYLENE CHLORIDE	2.6 U	2.6 U	2.6 U	2.6 U	2.6 U	2.6 U	2.6 U
NAPHTHALENE	0.32 UJ	0.32 UJ	0.32 UJ	0.32 UJ	0.32 UJ	0.32 U	0.32 U
N-BUTYLBENZENE	0.14 U	0.14 U	0.14 U	0.14 U	0.14 U	0.14 U	0.14 U
N-PROPYLBENZENE	0.15 U	0.15 U	0.15 U	0.15 U	0.15 U	0.15 U	0.15 U
O-XYLENE	0.09 U	0.09 U	0.09 U	0.09 U	0.09 U	0.09 U	0.09 U
SEC-BUTYLBENZENE	0.13 U	0.13 U	0.13 U	0.13 U	0.13 U	0.13 U	0.13 U
STYRENE	0.1 U	0.1 U	0.1 U	0.1 U	0.1 U	0.1 U	0.1 U
TERT-AMYL METHYL ETHER	0.11 U	0.11 U	0.11 U	0.11 U	0.11 U	0.11 U	0.11 U
TERT-BUTYLBENZENE	0.14 U	0.14 U	0.14 U	0.14 U	0.14 U	0.14 U	0.14 U
TERTIARY-BUTYL ALCOHOL	1.7 U	1.7 U	1.7 U	1.7 U	1.7 U	1.7 U	1.7 U
TETRACHLOROETHENE	0.15 U	0.15 U	0.15 U	0.15 U	0.15 U	0.15 U	0.15 U
TOLUENE	0.14 U	0.14 U	0.14 U	0.14 U	0.14 U	0.14 U	0.14 U
TOTAL XYLENES	0.15 U	0.15 U	0.15 U	0.15 U	0.15 U	0.15 U	0.15 U
TRANS-1,2-DICHLOROETHENE	0.19 U	0.19 U	0.19 U	0.19 U	0.19 U	0.19 U	0.19 U
TRANS-1,3-DICHLOROPROPENE	0.67 U	0.67 U	0.67 U	0.67 U	0.67 U	0.67 U	0.67 U
TRICHLOROETHENE	0.1 UJ	0.1 UJ	0.1 UJ	0.1 UJ	0.1 UJ	0.1 U	0.1 U
TRICHLOROFLUOROMETHANE	0.45 U	0.45 U	0.45 U	0.45 U	0.45 U	0.45 U	0.45 U
VINYL ACETATE	0.19 UJ	0.19 UJ	0.19 UJ	0.19 UJ	0.19 UJ	0.19 UJ	0.19 UJ
VINYL CHLORIDE	0.2 U	0.2 U	0.21 J	0.2 U	0.2 U	0.2 U	0.2 U
DISSOLVED METALS (UG/L)							
ANTIMONY	2.9 U	2.9 U	2.9 U	2.9 U	2.9 U	2.9 U	2.9 U
ARSENIC	3.8 U	3.8 U	3.8 U	3.8 U	3.8 U	3.8 U	3.8 U
BARIUM	11 J	11 J	11 J	11 J	11 J	11 J	11 U
BERYLLIUM	1.5 U	1.5 U	1.5 U	1.5 U	1.5 U	1.5 U	1.5 U
CADMIUM	1.1 U	1.1 U	1.1 U	1.1 U	1.1 U	1.1 U	1.1 U
CHROMIUM	4.9 U	4.9 U	4.9 U	4.9 U	4.9 U	4.9 U	4.9 U
COBALT	0.95 U	0.95 U	0.95 U	0.95 U	0.95 U	0.95 U	0.95 U
COPPER	8.5 U	8.5 U	8.5 U	8.5 U	8.5 U	8.5 U	8.5 U
LEAD	2.3 U	2.3 U	2.3 U	2.3 U	2.3 U	2.3 U	2.3 U
MERCURY	0.13 U	0.13 U	0.13 U	0.13 U	0.13 U	0.13 U	0.13 U
MOLYBDENUM	5.4 U	5.4 U	5.4 U	5.4 U	5.4 U	5.4 U	5.4 U
NICKEL	7.4 U	7.4 U	7.4 U	7.4 U	7.4 U	7.4 U	7.4 U
SELENIUM	4.5 U	4.5 U	4.5 U	4.5 U	4.5 U	4.5 U	4.5 U
SILVER	0.27 U	0.27 U	0.27 U	0.27 U	0.27 U	0.27 U	0.27 U
THALLIUM	1 U	1 U	1 U	1 U	1 U	1 U	1 U
TUNGSTEN	8.9 U	8.9 U	8.9 U	8.9 U	8.9 U	8.9 U	8.9 U
VANADIUM	4.1 U	4.1 U	4.1 U	4.1 U	4.1 U	4.1 U	4.1 U
ZINC	75 U	75 U	75 U	75 U	75 U	75 U	75 U
MISCELLANEOUS PARAMETERS (MG/L)							
CALCIUM HARDNESS AS CACO3	64	63	63	66	64	68	63
HARDNESS AS CACO3	220	220	220	230	220	240	220
HEXAVALENT CHROMIUM (ug/L)	0.047 U	0.047 U	0.047 U	0.047 U	0.047 U	0.047 U	0.047 U
FLASHPOINT (deg F)	NA	NA	NA	NA	NA	NA	NA
MAGNESIUM HARDNESS AS CACO3	160	150	150	160	160	170	150

LOCATION	MSA-SW43C	MSA-SW43D	MSA-SW44A	MSA-SW44B	MSA-SW44C	MSA-SW44D	MSA-SW45A
SAMPLE ID	MSA-SW43C-060718	MSA-SW43D-060718	MSA-SW44A-060718	MSA-SW44B-060718	MSA-SW44C-060718	MSA-SW44D-060718	MSA-SW45A-060718
SAMPLE DATE	20180607	20180607	20180607	20180607	20180607	20180607	20180607
SAMPLE CODE	NORMAL	NORMAL	NORMAL	NORMAL	NORMAL	NORMAL	NORMAL
MATRIX	SW	SW	SW	SW	SW	SW	SW
SAMPLE TYPE	NORMAL	NORMAL	NORMAL	NORMAL	NORMAL	NORMAL	NORMAL
SUBMATRIX	NA	NA	NA	NA	NA	NA	NA
TOP DEPTH	-9999	-9999	-9999	-9999	-9999	-9999	-9999
BOTTOM DEPTH	-9999	-9999	-9999	-9999	-9999	-9999	-9999
DIBROMOMETHANE	0.09 UJ	0.09 UJ	0.09 UJ	0.09 UJ	0.09 UJ	0.09 UJ	0.09 UJ
DICHLORODIFLUOROMETHANE	0.35 U	0.35 U	0.35 U	0.35 U	0.35 U	0.35 U	0.35 UJ
DIISOPROPYL ETHER	0.17 U	0.17 U	0.17 U	0.17 U	0.17 U	0.17 U	0.17 U
ETHYL TERT-BUTYL ETHER	0.15 U	0.15 U	0.15 U	0.15 U	0.15 U	0.15 U	0.15 U
ETHYLBENZENE	0.11 U	0.11 U	0.11 U	0.11 U	0.11 U	0.11 U	0.11 U
HEXACHLOROBUTADIENE	0.83 U	0.83 U	0.83 U	0.83 U	0.83 U	0.83 U	0.83 UJ
ISOPROPYLBENZENE	0.09 U	0.09 U	0.09 U	0.09 U	0.09 U	0.09 U	0.09 U
M+P-XYLENES	0.08 U	0.08 U	0.08 U	0.08 U	0.08 U	0.08 U	0.08 U
METHYL TERT-BUTYL ETHER	0.07 U	0.07 U	0.07 U	0.07 U	0.07 U	0.07 U	0.07 U
METHYLENE CHLORIDE	2.6 U	2.6 U	2.6 U	2.6 U	2.6 U	2.6 U	2.6 U
NAPHTHALENE	0.32 U	0.32 U	0.32 U	0.32 U	0.32 U	0.32 U	0.32 UJ
N-BUTYLBENZENE	0.14 UJ	0.14 UJ	0.14 U	0.14 U	0.14 U	0.14 U	0.14 U
N-PROPYLBENZENE	0.15 U	0.15 U	0.15 U	0.15 U	0.15 U	0.15 U	0.15 U
O-XYLENE	0.09 U	0.09 U	0.09 U	0.09 U	0.09 U	0.09 U	0.09 U
SEC-BUTYLBENZENE	0.13 U	0.13 U	0.13 U	0.13 U	0.13 U	0.13 U	0.13 U
STYRENE	0.1 U	0.1 U	0.1 U	0.1 U	0.1 U	0.1 U	0.1 U
TERT-AMYL METHYL ETHER	0.11 U	0.11 U	0.11 U	0.11 U	0.11 U	0.11 U	0.11 U
TERT-BUTYLBENZENE	0.14 U	0.14 U	0.14 U	0.14 U	0.14 U	0.14 U	0.14 U
TERTIARY-BUTYL ALCOHOL	1.7 U	1.7 U	1.7 U	1.7 U	1.7 U	1.7 U	1.7 U
TETRACHLOROETHENE	0.15 U	0.15 U	0.15 U	0.15 U	0.15 U	0.15 U	0.15 U
TOLUENE	0.14 U	0.14 U	0.14 U	0.14 U	0.14 U	0.14 U	0.14 U
TOTAL XYLENES	0.15 U	0.15 U	0.15 U	0.15 U	0.15 U	0.15 U	0.15 U
TRANS-1,2-DICHLOROETHENE	0.19 U	0.19 U	0.19 U	0.19 U	0.19 U	0.19 U	0.19 U
TRANS-1,3-DICHLOROPROPENE	0.67 U	0.67 U	0.67 U	0.67 U	0.67 U	0.67 U	0.67 U
TRICHLOROETHENE	0.43 U	0.34 U	0.1 U	0.1 U	0.1 U	0.1 U	0.1 UJ
TRICHLOROFLUOROMETHANE	0.45 U	0.45 U	0.45 U	0.45 U	0.45 U	0.45 U	0.45 U
VINYL ACETATE	0.19 UJ	0.19 UJ	0.19 UJ	0.19 UJ	0.19 UJ	0.19 UJ	0.19 UJ
VINYL CHLORIDE	0.2 U	0.2 U	0.2 U	0.2 U	0.2 U	0.2 U	0.2 U
DISSOLVED METALS (UG/L)							
ANTIMONY	2.9 U	2.9 U	2.9 U	2.9 U	2.9 U	2.9 U	2.9 U
ARSENIC	3.8 U	3.8 U	3.8 U	3.8 U	3.8 U	3.8 U	3.8 U
BARIUM	11 J	12 J	11 J	11 J	11 J	11 J	11 J
BERYLLIUM	1.5 U	1.5 U	1.5 U	1.5 U	1.5 U	1.5 U	1.5 U
CADMIUM	1.1 U	1.1 U	1.1 U	1.1 U	1.1 U	1.1 U	1.1 U
CHROMIUM	4.9 U	4.9 U	4.9 U	4.9 U	4.9 U	4.9 U	4.9 U
COBALT	0.95 U	0.95 U	0.95 U	0.95 U	0.95 U	0.95 U	0.95 U
COPPER	11	8.5 U	8.5 U	8.5 U	8.5 U	13	8.5 U
LEAD	2.3 U	2.3 U	2.3 U	2.3 U	2.3 U	2.3 U	2.3 U
MERCURY	0.13 U	0.13 U	0.13 U	0.13 U	0.13 U	0.13 U	0.13 U
MOLYBDENUM	5.4 U	5.4 U	5.4 U	5.4 U	5.4 U	5.4 U	5.4 U
NICKEL	7.4 U	7.4 U	7.4 U	7.4 U	7.4 U	7.4 U	7.4 U
SELENIUM	4.5 U	4.5 U	4.5 U	4.5 U	4.5 U	4.5 U	4.5 U
SILVER	0.27 U	0.27 U	0.27 U	0.27 U	0.27 U	0.27 U	0.27 U
THALLIUM	1 U	1 U	1 U	1 U	1 U	1 U	1 U
TUNGSTEN	8.9 U	8.9 U	8.9 U	8.9 U	8.9 U	8.9 U	8.9 U
VANADIUM	4.1 U	4.1 U	4.1 U	4.1 U	4.1 U	4.1 U	4.1 U
ZINC	75 U	75 U	75 U	75 U	75 U	75 U	75 U
MISCELLANEOUS PARAMETERS (MG/L)							
CALCIUM HARDNESS AS CACO3	64	65	66	68	66	64	63
HARDNESS AS CACO3	220	230	230	230	230	220	220
HEXAVALENT CHROMIUM (ug/L)	0.047 UJ	0.047 U	0.047 U	0.047 U	0.047 U	0.047 U	0.047 U
FLASHPOINT (deg F)	NA	NA	NA	NA	NA	NA	NA
MAGNESIUM HARDNESS AS CACO3	160	160	160	170	160	160	160

LOCATION	MSA-SW45B	MSA-SW45C	MSA-SW45D	MSA-SW46A	MSA-SW47A	MSA-SW48A	MSA-SW49A	QC
SAMPLE ID	MSA-SW45B-060718	MSA-SW45C-060718	MSA-SW45D-060718	MSA-SW46A-060718	MSA-SW47A-060718	MSA-SW48A-060718	MSA-SW49A-060718	TB-060718
SAMPLE DATE	20180607	20180607	20180607	20180607	20180607	20180607	20180607	20180607
SAMPLE CODE	NORMAL	NORMAL	NORMAL	NORMAL	NORMAL	NORMAL	NORMAL	NORMAL
MATRIX	SW	SW	SW	SW	SW	SW	SW	QC
SAMPLE TYPE	NORMAL	NORMAL	NORMAL	NORMAL	NORMAL	NORMAL	NORMAL	FIELDQC
SUBMATRIX	NA	NA	NA	NA	NA	NA	NA	NA
TOP DEPTH	-9999	-9999	-9999	-9999	-9999	-9999	-9999	-9999
BOTTOM DEPTH	-9999	-9999	-9999	-9999	-9999	-9999	-9999	-9999
DIBROMOMETHANE	0.09 UJ	0.09 UJ	0.09 UJ	0.09 UJ	0.09 UJ	0.09 UJ	0.09 UJ	0.09 UJ
DICHLORODIFLUOROMETHANE	0.35 UJ	0.35 UJ	0.35 U	0.35 U	0.35 U	0.35 U	0.35 U	0.35 U
DIISOPROPYL ETHER	0.17 U	0.17 U	0.17 U	0.17 U	0.17 U	0.17 U	0.17 U	0.17 U
ETHYL TERT-BUTYL ETHER	0.15 U	0.15 U	0.15 U	0.15 U	0.15 U	0.15 U	0.15 U	0.15 U
ETHYLBENZENE	0.11 U	0.11 U	0.11 U	0.11 U	0.11 U	0.11 U	0.11 U	0.11 U
HEXACHLOROBUTADIENE	0.83 UJ	0.83 UJ	0.83 U	0.83 U	0.83 U	0.83 U	0.83 U	0.83 U
ISOPROPYLBENZENE	0.09 U	0.09 U	0.09 U	0.09 U	0.09 U	0.09 U	0.09 U	0.09 U
M+P-XYLENES	0.08 U	0.08 U	0.1 J	0.08 U	0.08 U	0.08 U	0.08 U	0.08 U
METHYL TERT-BUTYL ETHER	0.07 U	0.07 U	0.07 U	0.07 U	0.07 U	0.07 U	0.07 U	0.07 U
METHYLENE CHLORIDE	2.6 U	2.6 U	2.6 U	2.6 U	2.6 U	2.6 U	2.6 U	2.6 U
NAPHTHALENE	0.32 UJ	0.32 UJ	0.32 U	0.32 U	0.32 U	0.32 U	0.32 U	0.32 U
N-BUTYLBENZENE	0.14 U	0.14 U	0.14 UJ	0.14 U	0.14 U	0.14 U	0.14 U	0.14 UJ
N-PROPYLBENZENE	0.15 U	0.15 U	0.15 U	0.15 U	0.15 U	0.15 U	0.15 U	0.15 U
O-XYLENE	0.09 U	0.09 U	0.09 U	0.09 U	0.09 U	0.09 U	0.09 U	0.09 U
SEC-BUTYLBENZENE	0.13 U	0.13 U	0.13 U	0.13 U	0.13 U	0.13 U	0.13 U	0.13 U
STYRENE	0.1 U	0.1 U	0.1 U	0.1 U	0.1 U	0.1 U	0.1 U	0.1 U
TERT-AMYL METHYL ETHER	0.11 U	0.11 U	0.11 U	0.11 U	0.11 U	0.11 U	0.11 U	0.11 U
TERT-BUTYLBENZENE	0.14 U	0.14 U	0.14 U	0.14 U	0.14 U	0.14 U	0.14 U	0.14 U
TERTIARY-BUTYL ALCOHOL	1.7 U	1.7 U	1.7 U	1.7 U	1.7 U	1.7 U	1.7 U	1.7 U
TETRACHLOROETHENE	0.15 U	0.15 U	0.15 U	0.15 U	0.15 U	0.15 U	0.15 U	0.15 U
TOLUENE	0.14 U	0.2 J	0.21 J	0.14 U	0.14 U	0.14 U	0.14 U	0.14 U
TOTAL XYLENES	0.15 U	0.15 U	0.15 U	0.15 U	0.15 U	0.15 U	0.15 U	0.15 U
TRANS-1,2-DICHLOROETHENE	0.19 U	0.19 U	0.19 U	0.19 U	0.19 U	0.19 U	0.19 U	0.19 U
TRANS-1,3-DICHLOROPROPENE	0.67 U	0.67 U	0.67 U	0.67 U	0.67 U	0.67 U	0.67 U	0.67 U
TRICHLOROETHENE	0.1 UJ	0.1 UJ	0.41 U	0.1 U	0.1 U	0.1 U	0.1 U	0.32 J
TRICHLOROFLUOROMETHANE	0.45 U	0.45 U	0.45 U	0.45 U	0.45 U	0.45 U	0.45 U	0.45 U
VINYL ACETATE	0.19 UJ	0.19 UJ	0.19 UJ	0.19 UJ	0.19 UJ	0.19 UJ	0.19 UJ	0.19 UJ
VINYL CHLORIDE	0.2 U	0.2 U	0.2 U	0.2 U	0.2 U	0.2 U	0.2 U	0.2 U
DISSOLVED METALS (UG/L)								
ANTIMONY	2.9 U	2.9 U	2.9 U	NA	NA	NA	NA	NA
ARSENIC	3.8 U	3.8 U	3.8 U	NA	NA	NA	NA	NA
BARIUM	11 U	11 J	11 J	NA	NA	NA	NA	NA
BERYLLIUM	1.5 U	1.5 U	1.5 U	NA	NA	NA	NA	NA
CADMIUM	1.1 U	1.1 U	1.1 U	NA	NA	NA	NA	NA
CHROMIUM	4.9 U	4.9 U	4.9 U	NA	NA	NA	NA	NA
COBALT	0.95 U	0.95 U	0.95 U	NA	NA	NA	NA	NA
COPPER	8.5 U	8.5 U	8.5 U	NA	NA	NA	NA	NA
LEAD	2.3 U	2.3 U	2.3 U	NA	NA	NA	NA	NA
MERCURY	0.13 U	0.13 U	0.13 U	NA	NA	NA	NA	NA
MOLYBDENUM	5.4 U	5.4 U	5.4 U	NA	NA	NA	NA	NA
NICKEL	7.4 U	7.4 U	7.4 U	NA	NA	NA	NA	NA
SELENIUM	4.5 U	4.5 U	4.5 U	NA	NA	NA	NA	NA
SILVER	0.27 U	0.27 U	0.27 U	NA	NA	NA	NA	NA
THALLIUM	1 U	1 U	1 U	NA	NA	NA	NA	NA
TUNGSTEN	8.9 U	8.9 U	8.9 U	NA	NA	NA	NA	NA
VANADIUM	4.1 U	4.1 U	4.1 U	NA	NA	NA	NA	NA
ZINC	75 U	75 U	75 U	NA	NA	NA	NA	NA
MISCELLANEOUS PARAMETERS (MG/L)								
CALCIUM HARDNESS AS CACO3	63	63	64	NA	NA	NA	NA	NA
HARDNESS AS CACO3	220	220	230	NA	NA	NA	NA	NA
HEXAVALENT CHROMIUM (ug/L)	0.047 U	0.047 U	0.047 U	NA	NA	NA	NA	NA
FLASHPOINT (deg F)	NA	NA	NA	NA	NA	NA	NA	NA
MAGNESIUM HARDNESS AS CACO3	160	160	160	NA	NA	NA	NA	NA