Lockheed Martin Corporation
1195 Sarasota Center Boulevard
Sarasota, Florida 34240
Telephone 240-676-5392

November 25, 2015 **VIA OVERNIGHT CARRIER**

Mr. James R. Carroll
Program Administrator
Land Restoration Program
Land Management Administration
Maryland Department of the Environment
1800 Washington Road, Suite 625
Baltimore, Maryland 21230

Re: Transmittal of the Technical Memorandum:
June 2015 Surface Water Sampling Results for Frog Mortar Creek
Martin State Airport, 701 Wilson Point Road, Middle River, Maryland

Dear Mr. Carroll:

For your use and reference, please find enclosed two hard copies with CDs of the above-referenced document. This document presents the analytical results of the June surface water samples collected in Frog Mortar Creek adjacent to the Dump Road Area at Martin State Airport in Middle River, Maryland

If you have any questions or require any additional information please contact me by phone at 240-676-5392, or via e-mail at paul.calligan@lmco.com.

Sincerely,

Paul E. Calligan

Paul E. Calligan, P.G.
Project Lead, Environmental Remediation
Lockheed Martin Corporation

cc: (via email without enclosure)
Anuradha Mohanty, MDE
Christine Kline, Lockheed Martin
Norm Varney, Lockheed Martin
Michael Martin, Tetra Tech

cc: (via shipping courier; with enclosures)
Mark Williams, Maryland Aviation Administration
Al Pollard, Martin State Airport

cc: (via mail with CD enclosure)
Jann Richardson, Lockheed Martin
Pete Lekas, EA Environmental

Technical Memorandum
June 2015
Surface Water Sampling Results for Frog Mortar Creek
Martin State Airport
701 Wilson Point Road
Middle River, Maryland

Prepared for:

Lockheed Martin Corporation

Prepared by:

Tetra Tech, Inc.

November 2015

Michael Martin, P.G.
Regional Manager

Anthony Apanavage, P.G.
Project Manager

TABLE OF CONTENTS

Section **Page**

ACRONYMS ..... **iii**

1 INTRODUCTION **1-1**

2 SITE BACKGROUND AND PREVIOUS INVESTIGATIONS **2-1**

3 INVESTIGATION APPROACH AND METHODOLOGY **3-1**

3.1 SURFACE WATER SAMPLING 3-1

3.1.1 Surface Water Sampling and Chemical Analyses 3-1

3.1.2 Documentation 3-3

3.1.3 Sample Nomenclature and Handling 3-4

3.1.4 Equipment Decontamination 3-4

3.1.5 Waste Management 3-5

3.2 DATA MANAGEMENT 3-5

3.2.1 Data Tracking and Control 3-5

3.2.2 Sample Information 3-6

3.2.3 Project Data Compilation 3-6

3.2.4 Geographic Information System 3-6

3.3 DATA REVIEW 3-6

4 RESULTS **4-1**

4.1 SURFACE WATER DATA AND SCREENING CRITERIA 4-1

4.2 SURFACE WATER SAMPLING RESULTS 4-2

4.2.1 Volatile Organic Compounds 4-2

4.2.2 Metals 4-4

4.2.3 Hexavalent Chromium 4-5

4.3 UPCOMING 2015 SAMPLING ROUNDS 4-6

5 SUMMARY **5-1**

6 REFERENCES **6-1**

APPENDICES

APPENDIX A—SURFACE WATER SAMPLE LOG SHEETS

APPENDIX B—DATA-VALIDATION REPORTS (ON CD)

APPENDIX C—CHEMICAL RESULTS DATA TABLE

TABLE OF CONTENTS (continued)

LIST OF FIGURES

Page

Figure 1-1 Martin State Airport, Dump Road Area, and Frog Mortar Creek Location Map 1-2

Figure 2-1 Martin State Airport and Surrounding Features 2-3

Figure 2-2 Site Features and Areas of Concern—Dump Road Area 2-4

Figure 3-1 Surface Water Sampling Locations, June 2015 3-9

Figure 4-1 Concentrations of Trichloroethene in Surface Water Samples, June 2015 4-20

Figure 4-2 Concentrations of *cis*-1,2-Dichloroethene in Surface Water Samples, June2015 4-21

Figure 4-3 Concentrations of Vinyl Chloride in Surface Water Samples, June 2015 4-22

LIST OF TABLES

Page

Table 3-1 List of Samples and Chemical Analyses for Surface Water Samples—June 2015 3-8

Table 4-1 Statistical Summary of Analytes Detected in Surface Water Samples—June 2015 4-7

Table 4-2 Detected Analytes and Screening-Level Exceedances for Surface Water Samples—June 2015 4-9

ACRONYMS

AWQC	ambient water quality criteria
BTAG	(USEPA) Biological Technical Advisory Group
BTEX	benzene, toluene, ethylbenzene, and xylenes
cis-1,2-DCE	*cis*-1,2-dichloroethene
cVOC	chlorinated volatile organic compound
DRA	Dump Road Area
EL	Edwards Lane
GIS	geographic information system
IDW	investigation-derived waste
Lockheed Martin	Lockheed Martin Corporation
MDANG	Maryland Air National Guard
MHHW	mean-high high-water
MLLW	mean-low low-water
mg/L	milligram(s) per liter
MSA	Martin State Airport
µg/L	microgram(s) per liter
NRWQC	national recommended water quality criteria
PDF	portable document format
PPE	personal protective equipment
SVOC	semivolatile organic compound
TB	trip blank
TCE	trichloroethene (also known as trichloroethylene)
Tetra Tech	Tetra Tech, Inc.
USEPA	United States Environmental Protection Agency
VC	vinyl chloride
VOC	volatile organic compound

This page intentionally left blank.

Section 1
Introduction

On behalf of Lockheed Martin Corporation (Lockheed Martin), Tetra Tech, Inc. (Tetra Tech) has prepared this technical memorandum presenting results from work conducted according to the *2015 Surface Water Sampling Work Plan* (Tetra Tech, 2014) adjacent to the Dump Road Area (DRA) at Martin State Airport (MSA) in Middle River, Maryland (see Figure 1-1). This technical memorandum presents the analytical results for surface water samples collected from Frog Mortar Creek on June 11, 2015. This investigation obtained additional chemical and spatial-distribution data for volatile organic compounds (VOCs) and metals in creek surface water that might emanate from a groundwater plume at the Dump Road Area of Martin State Airport. Results herein are compared to screening levels for the protection of human health and the environment. These data will provide information to:

- evaluate the interaction between Dump Road Area shallow groundwater and Frog Mortar Creek
- assess human health risks for recreational users of Frog Mortar Creek
- update modeling for shallow-groundwater flow patterns and discharge to Frog Mortar Creek

This technical memorandum is organized as follows:

Section 2—Site Background and Previous Investigations: Briefly describes the site and previous Frog Mortar Creek investigations.

Section 3—Investigation Approach and Methodology: Presents the technical approach and field methodology used for surface water sampling.

Section 4—Results: Presents the investigation results.

Section 5—Summary: Summarizes the investigation approach and results.

Section 6—References: Cites references used to compile this memorandum.

Map Document: (K:\GProject\MartinStateAirport-LMC\MapDocs\MXD\Maps\MSA and Dump Road Area location map_1 9 12.mxd)
1/9/2012 -- 10:27:03 AM

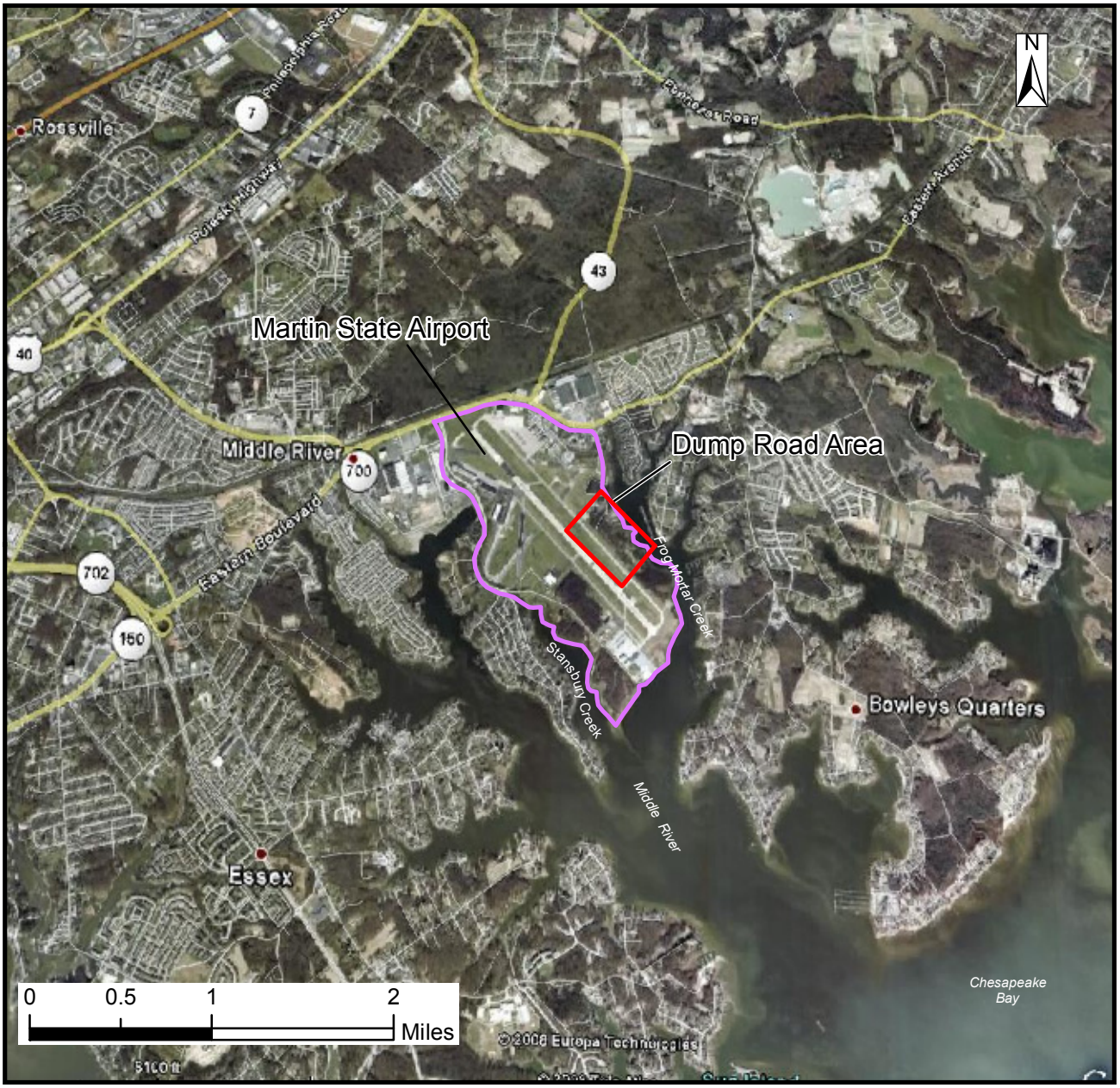

Source: Google Earth Pro, 2008

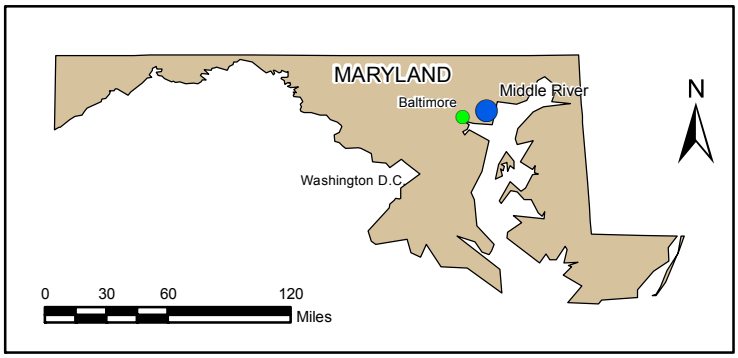

FIGURE 1-1

MARTIN STATE AIRPORT, DUMP ROAD AREA, AND FROG MORTAR CREEK LOCATION MAP

Frog Mortar Creek
Lockheed Martin, Martin State Airport
Middle River, Maryland

DATE MODIFIED:	CREATED BY:
1/9/12	MP

TETRA TECH

Section 2
Site Background and Previous Investigations

Martin State Airport (MSA) is at 701 Wilson Point Road in Middle River, Maryland. It is bounded by Frog Mortar Creek to the east and Stansbury Creek to the west (Figure 2-1); both are tidal tributaries of Chesapeake Bay. The area under investigation is Frog Mortar Creek, which is east of and adjacent to the Dump Road Area (DRA) site at MSA (Figures 2-1 and 2-2).

Detailed environmental studies have been conducted at the DRA since 1991, when the Maryland Aviation Administration removed drums discovered near Taxiway Tango (Figure 2-2). The DRA currently consists mostly of open meadows, mowed grass, and heavily wooded areas; however, it also includes a portion of Taxiway Tango and extends to the airport runway. Taxiway Tango is a concrete and asphalt taxiway currently used by the Maryland Air National Guard (MDANG) for military aircraft operations. The airport runway is used by the MDANG and by state-owned and private aircraft.

Previous environmental studies at MSA demonstrate that soil, pond sediment, and groundwater at the DRA have been impacted by volatile organic compounds (VOCs), semivolatile organic compounds (SVOCs), and metals resulting from historical dumping and backfilling. The following constituents (and several metals) have been detected in DRA groundwater at concentrations exceeding state groundwater standards:

- *chlorinated VOCs* (cVOCs), including trichloroethene (TCE; also known as trichloroethylene), *cis*-1,2-dichloroethene (*cis*-1,2-DCE), and vinyl chloride (VC)
- *petroleum-related VOCs* such as benzene, toluene, ethylbenzene, and xylenes (BTEX)

Frog Mortar Creek is hydraulically downgradient of the DRA and receives groundwater discharging from the DRA. The constituents listed above and several metals have also been detected in surface water samples collected from Frog Mortar Creek. Surface water samples have

been collected from Frog Mortar Creek since 1997, and multiple rounds of samples have been collected annually since 2010. Studies conducted at Frog Mortar Creek from 1997–2014, and details of the area's physical setting, land use, physiography, and surface/subsurface conditions (i.e., soils, hydrology, and geology), are summarized in the *2014 Surface Water Sampling Report for Frog Mortar Creek* (Tetra Tech, 2015), and therefore are not repeated herein.

Aerial photograph provided by ESRI's ArcGIS Online World Imagery map service (© 2011 ESRI and its data suppliers).

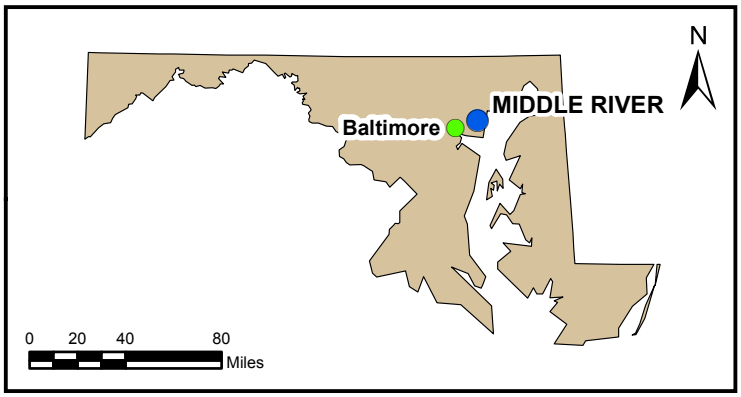

FIGURE 2-1

MARTIN STATE AIRPORT AND SURROUNDING FEATURES

Lockheed Martin, Martin State Airport
Middle River, Maryland

DATE MODIFIED: 11/12/14	CREATED BY: JEE

TETRA TECH

Map Document: (P:\GIS\Lockheed_MSA\MapDocs\MXD\msa_sitemap_may2014_alt.mxd)
11/12/14 -- KM

Map Document: (K:\GProject\MartinStateAirport-LMC\MapDocs\MXD\Maps\MSA MW and PZ_1994_1996_revised 032513.mxd)
3/25/2013 -- 3:02:28 PM

FIGURE 2-2

SITE FEATURES AND AREAS OF CONCERN DUMP ROAD AREA

LEGEND

- GROUNDWATER MONITORING WELL (MW) AND PIEZOMETER (PZ), 1994 - 1996
- OUTLINE OF FORMER COVE
- MARYLAND AIR NATIONAL GUARD BOUNDARY
- EARTHEN BERM
- EXTENT OF UNSATURATED CONTAMINATED SOIL AND LANDFILL MATERIAL
- POND

Lockheed Martin, Martin State Airport
Middle River, Maryland

0 60 120 240 Feet

N

DATE MODIFIED: 3/25/13

CREATED BY: SP

TETRA TECH

Section 3
Investigation Approach and Methodology

Previous surface water sampling data for Frog Mortar Creek support the need for additional investigations to assess the extent to which surface water is affected by groundwater discharged from the Dump Road Area (DRA). The volatile organic compounds (VOCs) trichloroethene (TCE; also known as trichloroethylene) and vinyl chloride (VC) have previously been detected in Frog Mortar Creek surface water samples at concentrations exceeding ecological and/or human health screening-criteria; these analytes have also been detected in groundwater at the DRA. Surface water data obtained from Frog Mortar Creek were used to evaluate chemical concentrations with respect to United States Environmental Protection Agency (USEPA) or Maryland screening levels for these constituents. These screening criteria include USEPA national recommended water quality criteria (NRWQC), Maryland ambient water quality criteria (AWQC), USEPA Biological Technical Advisory Group (BTAG) surface water screening-benchmarks, and site-specific screening levels for swimming developed by Lockheed Martin Corporation (Lockheed Martin).

The June 2015 sampling event is the second of six surface-water sampling rounds to be conducted in 2015. The June sampling round assessed water quality in late spring, when recreational activities in Frog Mortar Creek are typically substantial. The next sampling round is scheduled for July 2015.

3.1 SURFACE WATER SAMPLING

3.1.1 Surface Water Sampling and Chemical Analyses

Forty surface water samples were collected from Frog Mortar Creek near the DRA site on June 11, 2015. Sampling locations are shown in Figure 3-1. Four samples were collected along each of nine transects spaced approximately 350 feet apart along the western shoreline of Frog Mortar Creek; these transects are designated MSA-SW37, MSA-SW38, MSA-SW39, MSA-SW40, MSA-SW41, MSA-SW42, MSA-SW43, MSA-SW44, and MSA-SW45. Four

samples were also collected along a transect extending out from the eastern shoreline of the creek at 3301 Edwards Lane (EL); this transect is designated EL-SW01 (see Figure 3-1). Along each transect, one sample was collected near the shoreline ("A" sample), one was collected approximately 50 feet from the shoreline ("B" sample), one was collected approximately 100 feet from the shoreline ("C" sample), and one was collected approximately 200 feet from the shoreline ("D" sample). Each sample was collected approximately one foot below the water surface. All surface water sampling locations were surveyed in the Maryland State Plane North American Datum 1983 (in feet) using a handheld global positioning system receiver.

Western-shoreline-transect samples (MSA-SW37 through MSA-SW45) at Frog Mortar Creek were analyzed for the following:

- VOCs by SW846 Method 8260B (including Freon 113 [1,1,2-trichloro-1,2,2-trifluoroethane], Freon 22 [chlorodifluoromethane] and tentatively identified compounds)
- dissolved metals (filtered in the field) by SW846 Methods 6020A/7470A
- hardness by Standard Method SM 2340B
- hexavalent chromium by USEPA Method 218.6

The eastern-shoreline-transect samples (i.e., EL-SW01A–D) were analyzed for only VOCs. Metals exceedances (above the screening criteria) have been limited to areas adjacent to or near the western shoreline (i.e., main-channel metal concentrations were less than the screening criteria). Hexavalent chromium and total chromium have been detected in DRA groundwater; samples were therefore analyzed for hexavalent chromium as part of the surface water sampling program.

Analytical parameters for Frog Mortar Creek surface water samples are in Table 3-1. Water quality parameters (including temperature, pH, specific conductance, salinity, turbidity, dissolved oxygen, and oxidation-reduction potential) were measured and recorded at the time of sampling, along with the depth of water at all surface water sampling locations. Sampling information was documented on sample log sheets (see Appendix A).

Tidal-gauge water measurements were also obtained from the staff gauge at 3301 Edwards Lane before and after the sampling event. Mean tidal flux in the Middle River, Maryland area is approximately 1.6 feet (National Oceanic and Atmospheric Administration [NOAA], 2015). Lockheed Martin conducted a study in 2011 to ascertain the effects that tides and sampling depths have on contaminant concentrations in Frog Mortar Creek (Tetra Tech, 2012). The tidal phase relative to the time of collection appears to have some influence on detected VOC concentrations, particularly in the samples collected 50 feet from the shore. In general, VOC concentrations in "B-series" samples (at a distance of 50 feet from the shore) were greater at low tide than at high tide, irrespective of sampling depth. Therefore, samples from this round of sampling were collected during a low tide on Frog Mortar Creek.

Surface water samples were collected as grab samples from approximately one foot below the water surface using the direct-fill sampling technique. VOC samples were collected using a stainless steel discrete-interval sampler (also known as a "bacon bomb" sampler). The sampler was lowered to approximately one foot below the water surface, the check valve was engaged to allow the sampler to fill, the sampler was then brought to the surface, and the water was removed through a valve to fill three laboratory-cleaned, hydrochloric-acid preserved, 40-milliliter sample vials. The discrete-interval sampler was cleaned after each use by rinsing it with distilled water over the creek. No decontamination fluids were collected during this sampling event.

Hexavalent chromium samples were collected in pre-cleaned bottles containing no sample preservatives (i.e., no nitric acid for preservation, as compared to other metal samples). Each bottle was submerged approximately one foot below the water surface and allowed to fill. Hexavalent chromium samples were expedited to the laboratory so they could be analyzed within the prescribed 24-hour (since collection) holding time. Field-filtered metals samples (i.e., samples for metals other than hexavalent chromium) were collected using a peristaltic pump and preserved to the appropriate pH level in the field with nitric acid. No duplicates were collected during this sampling round. A trip blank (one per cooler containing VOC samples) was submitted for VOC analysis for quality assurance/quality control purposes.

3.1.2 Documentation

A master site logbook was maintained as an overall record of field activities for the site. Sample documentation includes completed chain of custody forms and surface-water-specific sample log

sheets. Chain of custody forms are standardized to summarize and document pertinent sample information, such as sample identification and type, matrix, date and time of collection, preservation, and the analysis requested. Sample-custody procedures document sample acquisition and integrity. Surface water sample log sheets are in Appendix A. Chain of custody forms and data validation reports are (on compact disc) in Appendix B.

3.1.3 Sample Nomenclature and Handling

Surface water samples collected from transects SW37 through SW45 are identified with a unique sample identification tag. Surface water samples are labeled with an "MSA-SW" prefix, followed by the sample transect number, the profile location ("A," "B," "C," or "D"), and the six-digit sampling date. Similarly, surface water samples collected from Edwards Lane transects are identified with an "EL-SW01" prefix, the profile location ("A," "B," "C," or "D"), and the six-digit sampling date. For example, the surface water sample collected on June 11, 2015 from MSA-SW37A would be labeled as MSA-SW37A-061115. The trip blank was labeled with a "TB" prefix followed by the sample's six-digit submittal date (e.g., TB-061115).

Sample handling includes field-related considerations concerning the selection of sample containers, preservatives, allowable holding times, and analyses requested. Proper custody procedures were followed throughout all phases of sample collection and handling. Chain of custody protocols were used throughout sample handling to assure the evidentiary integrity of sample containers. These protocols demonstrate that the samples were handled and transferred in a manner that would prevent or detect possible tampering.

Sample containers were released under signature from the laboratory and accepted under signature by the sampler(s) or other individual(s) responsible for maintaining custody, until the sample containers could be transferred to the sampler(s). Transport containers returning to the laboratory were sealed with strapping tape and a tamper-resistant custody seal. The custody seal contains the signature of the individual releasing the transport container, along with the date and time.

3.1.4 Equipment Decontamination

This project required minimal equipment decontamination. Both dedicated and disposable equipment were used for surface water sampling to reduce decontamination activities and eliminate potential sample cross-contamination. The discrete-interval sampler was cleaned after

each use by rinsing with potable water. Equipment was cleaned over the (creek) water after each sample had been collected. No decontamination fluids were collected during this sampling event.

3.1.5 Waste Management

Investigation-derived waste (IDW) consisted of personal protective equipment (PPE) and disposable equipment (filters, tubing, etc.) generated during field sampling. PPE IDW was brushed off, placed in trash bags along with the disposable equipment, and disposed of in a facility trash receptacle designated by facility personnel.

3.2 DATA MANAGEMENT

Laboratory data-handling procedures met the requirements of the laboratory subcontract. All analytical and field data are maintained in project files, including copies of chain of custody forms, sample log forms, sampling location maps, and documentation of quality assurance and data corrections.

3.2.1 Data Tracking and Control

A cradle-to-grave sample tracking system was used from the beginning to the end of the sampling event. The field operations leader began and coordinated sample tracking before mobilizing the sampling team to the field. Preprinted sample-container labels generated before fieldwork began were reviewed to ensure that they were accurate and adhered to work plan requirements. The project manager coordinated with the analytical laboratory to ensure that the laboratory was aware of the number and type of samples and analyses that would be submitted.

During field sampling, the field operations leader forwarded the chain of custody to a designated project assistant and to the laboratory. The project assistant confirmed that the chain of custody provided the information required by the work plan. This allowed early detection of errors made in the field so that adjustments could be made before sample analyses. After successful completion of all requested analyses, the laboratory submitted an electronic deliverable for each sample delivery group. When all electronic deliverables had been received from the laboratory, the project assistant checked the laboratory submittal to determine whether the laboratory had performed all analyses requested. All requested analyses were performed for this project.

3.2.2 Sample Information

Data from field measurements were recorded using appropriate sample log sheets and then summarized in tabular form, as were the raw instrument-data from the laboratory. The field operations leader verified field data daily; laboratory data were verified by the group supervisor and then by the laboratory's quality control/documentation department. Sample log sheets are in Appendix A.

3.2.3 Project Data Compilation

The analytical laboratory generated an Adobe *Acrobat*® portable document format (PDF) file of the analytical data package, as well as an electronic database deliverable. The electronic database was checked against the PDF file provided by the laboratory, and updated as required based on data-qualifier flags applied during data validation. All data, such as units of measure and chemical nomenclature, were corrected as necessary to be consistent with the project database.

3.2.4 Geographic Information System

Data management systems for this investigation consist of a relational database and geographic information system (GIS) to manage environmental information pertaining to Martin State Airport (MSA). The relational database stores chemical, geological, hydrogeological, and other environmental data collected during environmental investigations. The GIS is created from the relational database and contains subsets of the larger data pool. The GIS allows environmental data to be posted onto base maps to graphically represent project information. Compiled sampling, chemical, and positional data from this investigation were incorporated into the GIS.

3.3 DATA REVIEW

Data from the laboratory were entered into a sample database and evaluated against risk-based criteria. Data validation (to evaluate data completeness, holding times, calibrations, precision, accuracy, laboratory and field-blank contamination, and detection limits) was completed concurrent with the data evaluation. These reviews were based on the *USEPA Region III Modifications to the National Functional Guidelines for Data Review* (USEPA, 1993 and 1994) and the specifics of the analytical methods used. Data from this sampling event consist of chemical results for surface-water samples. Data validation reports and chain of custody forms are in

Appendix B (on compact disc) as PDF files. A table with all analytical data for June 2015 Frog Mortar Creek surface water samples, including non-detects, is in Appendix C.

Collectively, these data are acceptable for their intended uses (site characterization and risk assessment), except for data qualified as unreliable (UR flag). The data qualifiers (i.e., flags) listed below were applied to the chemical results presented in this report. Several flags appear on the chemical-results tables in Section 4, and all flags appear in Appendices B and C:

J The analyte is considered present in the sample, but the value is estimated and may not meet highest accuracy or precision standards. In this program, samples were qualified with "*J*" because quantitation was above the method detection limit but below the laboratory reporting-limit.

NJ The analyte has been tentatively identified. This qualifier indicates presumptive evidence of a compound. Special methods may be required to confirm its presence or absence in future sampling efforts.

U Not detected; the analyte is considered not detected at the reported value.

UJ The analyte is not detected. However, the quantitation or detection limit may be inaccurate or imprecise.

UR The non-detect result is considered qualitatively or quantitatively unreliable. All results for 2-chloroethyl vinyl ether were non-detect, but were flagged with the "UR" data qualifier because the analyte was not recovered in the matrix-spike/matrix-spike duplicate analyses. This compound cannot be reliably recovered in acid-preserved samples.

Table 3-1

List of Samples and Chemical Analyses for Surface Water Samples-June 2015
Frog Mortar Creek
Lockheed Martin, Martin State Airport, Middle River, Maryland

	Analyses Performed[1] (Method)			
	Volatile Organic Compounds[2]	Dissolved Metals	Hexavalent Chromium	Hardness
Sample Location ID	(USEPA 8260B)	(USEPA 6020A/7470A)	(USEPA 218.6)	(SM 2340B)
MSA-SW37A	X	X	X	X
MSA-SW37B	X	X	X	X
MSA-SW37C	X	X	X	X
MSA-SW37D	X	X	X	X
MSA-SW38A	X	X	X	X
MSA-SW38B	X	X	X	X
MSA-SW38C	X	X	X	X
MSA-SW38D	X	X	X	X
MSA-SW39A	X	X	X	X
MSA-SW39B	X	X	X	X
MSA-SW39C	X	X	X	X
MSA-SW39D	X	X	X	X
MSA-SW40A	X	X	X	X
MSA-SW40B	X	X	X	X
MSA-SW40C	X	X	X	X
MSA-SW40D	X	X	X	X
MSA-SW41A	X	X	X	X
MSA-SW41B	X	X	X	X
MSA-SW41C	X	X	X	X
MSA-SW41D	X	X	X	X
MSA-SW42A	X	X	X	X
MSA-SW42B	X	X	X	X
MSA-SW42C	X	X	X	X
MSA-SW42D	X	X	X	X
MSA-SW43A	X	X	X	X
MSA-SW43B	X	X	X	X
MSA-SW43C	X	X	X	X
MSA-SW43D	X	X	X	X
MSA-SW44A	X	X	X	X
MSA-SW44B	X	X	X	X
MSA-SW44C	X	X	X	X
MSA-SW44D	X	X	X	X
MSA-SW45A	X	X	X	X
MSA-SW45B	X	X	X	X
MSA-SW45C	X	X	X	X
MSA-SW45D	X	X	X	X
EL-SW01A	X			
EL-SW01B	X			
EL-SW01C	X			
EL-SW01D	X			

1 Temperature, pH, specific conductance, salinity, turbidity, dissolved oxygen, and oxidation-reduction potential of each sample was measured and recorded in the field

2 Includes Freon 113 (1,1,2-trichloro-1,2,2-trifluoroethane), Freon 22 (chlorodifluoromethane), and tentatively identified compounds

SM - standard method

USEPA - United States Environmental Protection Agency

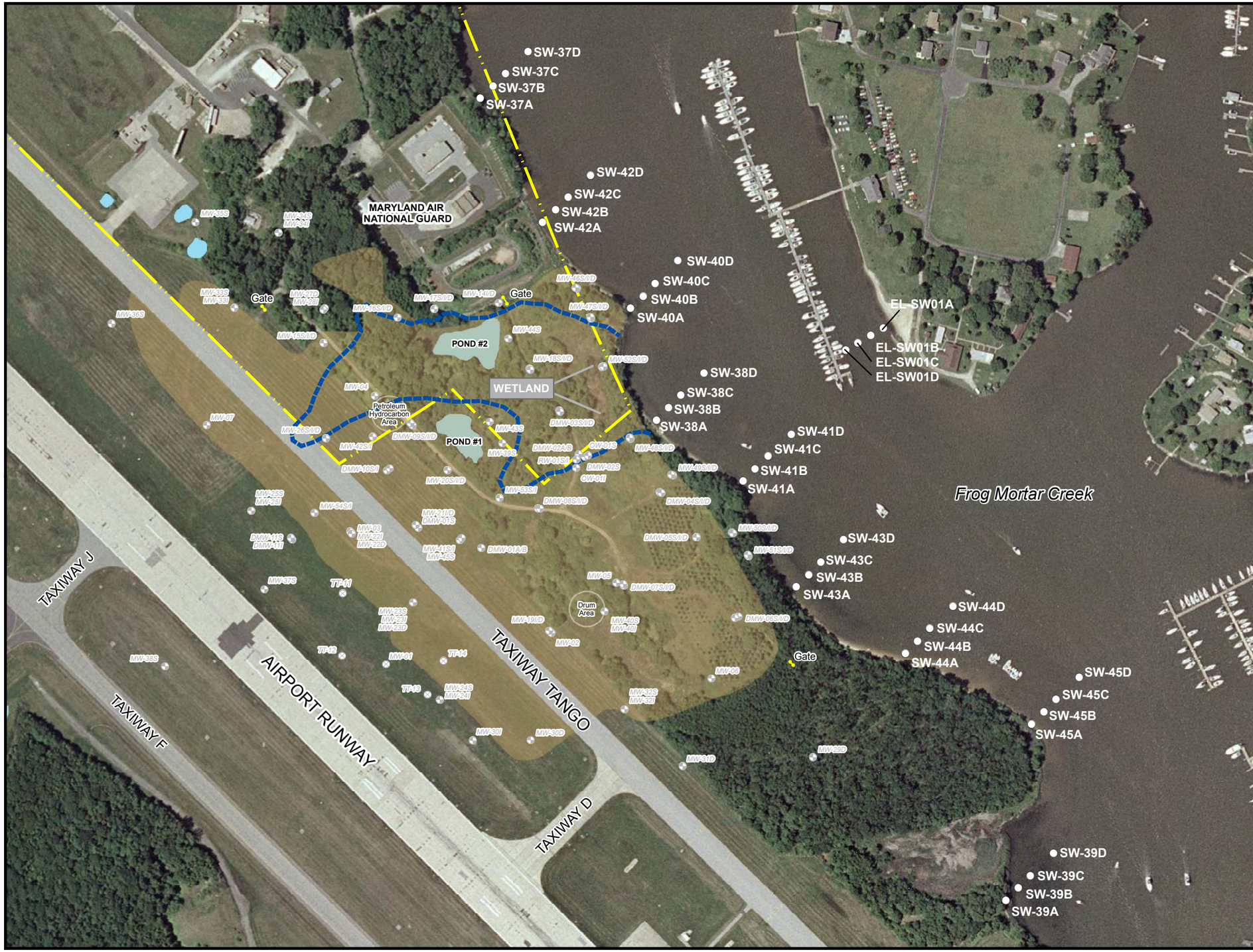

FIGURE 3-1

SURFACE WATER SAMPLING LOCATIONS, JUNE 2015 FROG MORTAR CREEK

LEGEND

- SURFACE WATER SAMPLE LOCATION
- GROUNDWATER MONITORING WELL
- ABANDONED WELL
- OUTLINE OF FORMER COVE
- MARYLAND AIR NATIONAL GUARD BOUNDARY
- EXTENT OF UNSATURATED CONTAMINATED SOIL AND LANDFILL MATERIAL - DUMP ROAD AREA
- POND

Lockheed Martin, Martin State Airport
Middle River, Maryland

0 150 300 Feet

N

DATE MODIFIED: 08/24/15

CREATED BY: JEE

TETRA TECH

Map Document: (P:\GIS\Lockheed_MSA\MapDocs\MXD\fmc_sw_samplocs_jun2015.mxd)
08/24/15 -- JEE

Section 4
Results

4.1 SURFACE WATER DATA AND SCREENING CRITERIA

Validated chemical data from the Frog Mortar Creek surface water samples collected in June 2015 were used to generate a statistical summary table (Table 4-1) and a table summarizing positive detections of chemical analytes (Table 4-2). Samples were analyzed for volatile organic compounds (VOCs), including fuel-related compounds such as benzene, toluene, ethylbenzene, and xylenes (BTEX), dissolved (i.e., filtered) metals, hexavalent chromium, and hardness. The eastern-shoreline-transect samples (e.g., EL-SW01) were analyzed for VOCs only, for the reason described in Section 3.1.1. Table 4-2 compares surface water sampling results to several applicable screening criteria, including:

- United States Environmental Protection Agency (USEPA) Region 3 Biological Technical Advisory Group (BTAG) freshwater screening-benchmarks (USEPA, 2006)
- USEPA national recommended water quality criteria (NRWQC) for acute and chronic aquatic-organism exposures, and NRWQC for human health aquatic-organism-consumption (USEPA, 2002, 2009)
- Maryland ambient water quality criteria (AWQC) for acute and chronic aquatic-organism exposures, and AWQC for human health aquatic-organism-consumption (*Code of Maryland Regulations* [COMAR], 2015)
- site-specific screening levels for swimming developed for trichloroethene (TCE; also known as trichloroethylene), *cis*-1,2-dichloroethene (*cis*-1,2-DCE), and vinyl chloride (VC)

NRWQC, AWQC, and most BTAG screening levels for metals represent concentrations of dissolved metals in the water column; therefore, only dissolved metals analyses were performed for this round. BTAG screening levels for arsenic, mercury, molybdenum, selenium, and thallium are based on total metals concentration. Since only dissolved metals were analyzed during this sampling round, results for these five metals are not directly comparable to BTAG criteria. The NRWQC and BTAG screening values for select dissolved metals (cadmium, copper, lead, nickel,

and zinc) were adjusted for hardness using the USEPA recommended value (400 milligrams per liter [mg/L]) provided in *National Recommended Water Quality Criteria: 2002* (USEPA, 2002), and *Region III Biological Technical Advisory Group Freshwater Screening Benchmarks* (USEPA, 2006). This value is recommended by USEPA when site-specific data indicate high hardness levels (i.e., greater than 400 mg/L), as was the case during this sampling round.

June sampling results are also compared to the site-specific screening levels for TCE, *cis*-1,2-DCE, and VC developed by Lockheed Martin Corporation (Lockheed Martin) for recreational users of Frog Mortar Creek. These screening levels were developed to protect the health of swimmers near the Dump Road Area (DRA) shoreline. These swimming criteria are used because they provide the most conservative (i.e., most protective) screening levels for Frog Mortar Creek.

Gray shading in Table 4-2 indicates a result that exceeds one or more of its surface water screening criteria. Figures 4-1 through 4-3 show the concentrations of TCE, *cis*-1,2-DCE, and VC (respectively) detected in June 2015 Frog Mortar Creek samples. A table summarizing analytical data, including non-detect results and detection limits, is attached as Appendix C.

4.2 SURFACE WATER SAMPLING RESULTS

Several VOCs and metals were detected in the June 2015 surface water samples; those results are summarized below and in Tables 4-1 and 4-2. Since most data discussed herein share the "MSA" prefix, this prefix is dropped when referring to transects or samples (e.g., "SW39" refers to transect MSA-SW39) to improve readability. Any discussion related to samples collected from the Edwards Lane transect (e.g., EL-SW01A) will be similarly identified (i.e., SW01A–SW01D) in the text.

4.2.1 Volatile Organic Compounds

The most frequently detected chlorinated VOCs (cVOCs) are TCE, *cis*-1,2-DCE, and VC; these three VOCs are also the primary cVOCs detected in the DRA groundwater plume. VOC concentrations in all June 2015 surface water samples were less than human health consumption-of-organism and ecological screening levels. However, five VC concentrations (0.75-5.8 micrograms per liter [µg/L]) in near-shore samples collected adjacent to the DRA (SW38A, SW40A, SW41A, SW41B, and SW43A) exceed the site-specific swimming screening level (0.7 µg/L). VC concentrations in all other samples were below this screening level.

TCE was detected in 39 of 40 samples at concentrations ranging from 0.23*J* µg/L to 4.1 µg/L (Table 4-1 and Figure 4-1). *cis*-1,2-DCE was detected in 35 of 40 samples at concentrations ranging from 0.28*J* µg/L to 9.9 µg/L (Table 4-1 and Figure 4-2). VC was detected less frequently than TCE and *cis*-1,2-DCE (in 16 of 40 samples), at concentrations ranging from 0.29*J* µg/L to 5.8 µg/L (Table 4-1 and Figure 4-3). All detected concentrations of TCE and *cis*-1,2-DCE were below their respective site-specific swimming criterion.

Six more VOCs (*o*-xylenes, *m*+*p*-xylenes, total xylenes, toluene, acetone, and 1,4-dichlorobenzene) were also detected in surface water, but all concentrations were less than human health and ecological screening levels. Acetone had the highest detection (1.5*J* µg/L), but at a concentration well below its screening value (1,500 µg/L). The number of VOCs (nine) detected in June 2015 is less than the number (13) detected in the previous sampling round (March 2015). VOCs detected in March 2015 but not detected in June 2015 include benzene, ethylbenzene, 1,2,4-trimethylbenzene, and chlorobenzene.

In prior sampling events, surface water samples from transects east of the DRA (SW38, SW40, and SW41) have typically had the highest TCE concentrations. This trend is also present in this sampling round (June 2015), at locations SW40A (4.1 µg/L), SW38A (3 µg/L), and SW41A (3 µg/L). One location farther from shore (SW42C) had a similar TCE concentration (3.4 µg/L). During last year's sampling event (June 2014), TCE concentrations in samples collected near the western shoreline at transects SW40 and SW38 were also elevated, with concentrations decreasing with increasing distance from the shoreline. Transects with elevated TCE concentrations in June 2015 and in June 2014 are northeast of the DRA monitoring wells that exhibit some of the highest concentrations of site-related constituents in shallow-and intermediate-depth groundwater (e.g., wells DMW-2 through DMW-5, MW-47 through MW-49, MW-50, and MW-52). The maximum detected TCE concentration (4.1 µg/L) in June 2015 is lower than the maximum TCE concentration detected in March 2015 (28 µg/L), but is similar to the maximum TCE concentration last year in June 2014 (6.3 µg/L).

Consistent with previous sampling rounds, TCE concentrations in samples collected from the eastern shoreline transect (SW01) at Edwards Lane were typically lower than samples from the western shoreline transects, with detected concentrations ranging from 0.23*J* µg/L to 0.56*J* µg/L. The June 2015 TCE results for Edwards Lane-transect samples are approximately two to five times

less than TCE concentrations detected in March 2015 (1.1-1.3 µg/L), but are similar to TCE concentrations detected a year ago in June 2014 (0.27*J*-0.33*J*).

cis-1,2-DCE was detected in all transects (Figure 4-2), including one detection (0.28*J* µg/L) in the eastern shoreline (SW01) transect. Similar to TCE, the highest June 2015 concentrations of *cis*-1,2-DCE were collected at near-shore sampling locations (SW38A, SW40A, SW41A, and SW43A), with the highest concentration (9.9 µg/L) at location SW38A. The June 2015 concentration (9.9 µg/L), however, is lower than the maximum *cis*-1,2-DCE concentrations in March 2015 (21 µg/L), and in June 2014 (41 µg/L).

VC was detected less frequently (16 of 40) during this sampling round as compared to the last round in March 2015 (35 of 40). However, VC was detected five times more often in June 2015 than in June 2014 (three of 40). Similar to TCE and *cis*-1,2-DCE, the highest June 2015 concentrations were collected at near-shore sampling locations (SW38A, SW40A, SW41A, SW41B, and SW43A). The maximum VC concentration detected in June 2015 (5.8 µg/L at SW38A) is approximately one-third the maximum concentrations detected in March 2015 (18 µg/L) and in June 2014 (20 µg/L).

4.2.2 Metals

Dissolved cadmium (0.93*J* µg/L) at one location, dissolved arsenic at eight locations (1.5-1.7 µg/L), and dissolved barium concentrations (23–27 µg/L) at all locations (in which it was analyzed for), exceed their lowest screening levels (0.64 µg/L, 1.4 µg/L, and 4 µg/L, respectively). The dissolved cadmium exceedance at SW38A, adjacent to the DRA, is at the same location where elevated concentrations of VOCs frequently occur in Frog Mortar Creek samples. Arsenic exceedances also occurred at sampling locations near the DRA (e.g., SW38B, SW38C, SW39B, SW39C, SW41A, SW42A, SW42D, and SW43A). Arsenic was detected at similar concentrations at all eight locations, and all detections are lower than the background arsenic concentrations (2.2-3.9 µg/L) collected as part of Lockheed Martin's larger-scale 2007–2008 Frog Mortar Creek investigation (Tetra Tech, 2009). Barium is ubiquitous in creek samples, and has been detected at varying concentrations in all samples collected in the creek since its first analysis in 2010. Barium concentrations in this round (June 2015) ranging from 23–27 µg/L are lower than those detected in March 2015 (30–33 µg/L), as well as those detected during several sampling rounds conducted last year (particularly in summer months).

4.2.3 Hexavalent Chromium

Hexavalent chromium was detected in all samples (36 of 36) in which it was analyzed for, at concentrations (0.12*J*–0.16*J* µg/L) nearly two orders of magnitude (nearly 100 times) below its lowest screening level (11 µg/L). The maximum hexavalent chromium concentration in June 2015 (0.16*J* µg/L) is nearly two times higher than the maxima detected in March 2015 (0.085*J* µg/L) and June 2014 (0.094*J* µg/L). However, concentrations similar to those detected in this round have occurred previously in July 2014 (0.137*J* µg/L), August 2014 (0.106*J* µg/L), and December 2014 (0.148*J* µg/L).

Hexavalent chromium concentrations are within a narrow range (0.12*J*–0.16*J* µg/L) and are distributed evenly throughout the Frog Mortar Creek sampling area. The hexavalent chromium in Frog Mortar Creek may be due, in part, to DRA groundwater but the contribution may be insignificant. Hexavalent chromium (0.028-0.753 µg/L) was detected in the 2014 DRA groundwater samples (validated DRA groundwater data for 2015 are not currently available). Historical maximum concentrations in groundwater are 130-250 µg/L, but these maxima were not repeated in subsequent sampling.

Hexavalent chromium concentrations (0.12-0.16 µg/L) in June 2015 surface water samples are similar to or higher than most (six of nine) of the concentrations (0.028-0.125 µg/L) detected in DRA groundwater (2014), indicating that the contribution from groundwater may be insignificant. Groundwater concentrations at these levels are unlikely to be detectable in surface water due to high dilution effects of the creek. Additionally, two of the highest hexavalent chromium concentrations in the 2014 DRA groundwater samples occurred in either a deep confined-aquifer well (MW-30D), or in wells near Taxiway Tango, approximately 750-950-feet west of Frog Mortar Creek (MW-33I and DMW-1S). However, hexavalent chromium was not detected in most wells near Frog Mortar Creek (e.g., wells MW-46S/I/D through MW-50S/I and MW-51S/I/D), but was detected in deep groundwater in well MW-50D (0.224 µg/L), which is near Frog Mortar Creek sampling transects SW41 and SW43, and in well MW-14D (0.028 µg/L), located approximately 200 feet west of Frog Mortar Creek sampling transect SW42. June 2015 concentrations of hexavalent chromium in samples collected from transects SW41, SW42, and SW43 are not significantly higher than those detected in samples from other Frog Mortar Creek transects.

Trace concentrations of hexavalent chromium can be in surface water, but trivalent chromium is oxidized to hexavalent chromium in the presence of highly oxygenated water, alkaline conditions, moderate to strong oxidants (e.g., chlorine), sulfides, or naturally occurring manganese oxides or ferrous iron (Water Research Foundation, 2012). The latter three are common components of the local geologic formations and sediments of Chesapeake Bay. Since hexavalent chromium can originate from naturally occurring background sources, its ubiquitous detections and consistent low concentrations may in part be due to oxidation of trivalent chromium.

4.3 UPCOMING 2015 SAMPLING ROUNDS

Lockheed Martin will conduct additional surface water monitoring for the same 40 locations and four new locations on Frog Mortar Creek in July, August, September, and December 2015. The four new sampling locations (SW-46A, SW-47A, SW-48A and SW-49A) will be near the western shore between current sample locations SW-42A and SW-40A, SW-40A and SW-38A, SW-38A and SW-41A, and SW-41A and SW-43A. The four additional western shore sampling locations were added to the sampling program to further assess localized seepage of contaminated groundwater to surface water between established western-shore Frog Mortar Creek transects nearest the main part of the Dump Road Area.

Table 4-1

Statistical Summary of Analytes Detected in Surface Water Samples—June 2015
Frog Mortar Creek
Lockheed Martin, Martin State Airport, Middle River, Maryland
Page 1 fo 2

Chemical	Frequency of detection		Minimum non-detect concentration	Maximum non-detect concentration	Minimum detected concentration	Maximum detected concentration	Location of maximum detected sample	Mean of all samples	Mean of positive detects	Standard deviation
	Number	Percent								
Volatile organic compounds (µg/L)										
TRICHLOROETHENE	39 /40	98	0.22 U	0.22 U	0.23 J	4.1	MSA-SW40A-061115	1.26	1.29	0.97
CIS-1,2-DICHLOROETHENE	35 /40	88	0.26 U	0.26 U	0.28 J	9.9	MSA-SW38A-061115	0.88	0.98	1.55
VINYL CHLORIDE	16 /40	40	0.29 U	0.29 U	0.29 J	5.8	MSA-SW38A-061115	0.45	0.90	0.91
M+P-XYLENES	5 /40	13	0.24 U	0.24 U	0.24 J	0.53 J	MSA-SW38A-061115	0.15	0.36	0.09
O-XYLENE	4 /40	10	0.25 U	0.25 U	0.25 J	0.33 J	MSA-SW45B-061115	0.14	0.29	0.05
TOTAL XYLENES	6 /40	8	0.52 U	0.52 U	0.62 J	0.81 J	MSA-SW38A-061115	0.30	0.74	0.13
TOLUENE	2 /40	5	0.23 U	0.23 U	0.32 J	0.56 J	MSA-SW45B-061115	0.13	0.44	0.08
1,4-DICHLOROBENZENE	1 /40	3	0.27 U	0.27 U	0.44 J	0.44 J	MSA-SW38A-061115	0.14	0.44	0.05
ACETONE	1 /40	3	0.94 U	0.94 U	1.5 J	1.5 J	MSA-SW41D-061115	0.50	1.50	0.16
Tentatively identified volatile organic compounds (µg/L)										
2-PENTANOL, 4-METHYL-	1 /1	100	--	--	0.59 NJ	0.59 NJ	MSA-SW44A-061115	0.59	0.59	
Metals (µg/L)										
ANTIMONY	5 /36	14	0.22 U	0.42 U	0.25 J	0.29 J	MSA-SW37B,37C-061115	0.16	0.27	0.05
ARSENIC	8 /36	22	1.3 U	1.6 U	1.5 J	1.7 J	MSA-SW38C-061115	0.90	1.54	0.35
BARIUM	36 /36	100	--	--	23	27	MSA-SW39B-061115	24.6	24.6	0.90
CADMIUM	36 /36	100	--	--	0.18 J	0.93 J	MSA-SW38A-061115	0.34	0.34	0.13
COBALT	3 /36	8	0.084 U	0.45 U	0.27 J	0.8 J	MSA-SW38A-061115	0.13	0.48	0.13
COPPER	1 /36	3	6.8 U	9.3 U	16	16	MSA-SW40A-061115	4.31	16.0	2.02
LEAD	14 /36	39	0.11 U	0.11 U	0.11 J	0.25 J	MSA-SW43C-061115	0.09	0.14	0.05
MERCURY	2 /36	6	0.09 U	0.09 U	0.11 J	0.17 J	MSA-SW40C-061115	0.05	0.14	0.02
MOLYBDENUM	16 /36	44	1.5 U	1.8 U	1.5 J	1.6 J	MSA-SW37A,37B,37C,38A,43C,44C,45B,45D-061115	1.13	1.55	0.38
NICKEL	13 /36	36	1 U	2.7 U	1.1 J	1.9 J	MSA-SW44A-061115	1.04	1.45	0.41
SELENIUM	5 /36	14	0.46 U	1.2 U	0.48 J	0.66 J	MSA-SW38A-061115	0.38	0.54	0.11
ZINC	5 /36	14	8.5 U	14 U	11 J	14 J	MSA-SW37B-061115	6.37	12.0	2.40
Miscellaneous parameters (mg/L)										
CALCIUM HARDNESS as $CaCO_3$	36 /36	100	--	--	88	97	MSA-SW39A,39B-061115	92.9	92.9	2.30
HARDNESS as $CaCO_3$	36 /36	100	--	--	400	450	MSA-SW39B-061115	419	419	12.4
MAGNESIUM HARDNESS as $CaCO_3$	36 /36	100	--	--	310	350	MSA-SW39A,39B,39C,39D-061115	326	326	11.6

Table 4-1

Statistical Summary of Analytes Detected in Surface Water Samples—June 2015
Frog Mortar Creek
Lockheed Martin, Martin State Airport, Middle River, Maryland

Chemical	Frequency of detection		Minimum non-detect concentration	Maximum non-detect concentration	Minimum detected concentration	Maximum detected concentration	Location of maximum detected sample	Mean of all samples	Mean of positive detects	Standard deviation
	Number	Percent								
Miscellaneous parameters (µg/L)										
HEXAVALENT CHROMIUM	36 /36	100	--	--	0.12 J	0.16 J	MSA-SW40C-061115	0.14	0.14	0.009

For non-detects, 1/2 sample quantitation limit was used as a proxy concentration to caluclate statistics. Similarly, 1/2 the detection limit was used for B qualified data.

J - positive result is estimated
µg/L - micrograms per liter
mg/L - milligrams per liter
NJ - compound is tentatively identifed
SW - surface water
U - not detected

-- Value is not available because analyte is detected in all samples.

Associated Samples

EL-SW01A-061115	MSA-SW38C-061115	MSA-SW41A-061115	MSA-SW43C-061115
EL-SW01B-061115	MSA-SW38D-061115	MSA-SW41B-061115	MSA-SW43D-061115
EL-SW01C-061115	MSA-SW39A-061115	MSA-SW41C-061115	MSA-SW44A-061115
EL-SW01D-061115	MSA-SW39B-061115	MSA-SW41D-061115	MSA-SW44B-061115
MSA-SW37A-061115	MSA-SW39C-061115	MSA-SW42A-061115	MSA-SW44C-061115
MSA-SW37B-061115	MSA-SW39D-061115	MSA-SW42B-061115	MSA-SW44D-061115
MSA-SW37C-061115	MSA-SW40A-061115	MSA-SW42C-061115	MSA-SW45A-061115
MSA-SW37D-061115	MSA-SW40B-061115	MSA-SW42D-061115	MSA-SW45B-061115
MSA-SW38A-061115	MSA-SW40C-061115	MSA-SW43A-061115	MSA-SW45C-061115
MSA-SW38B-061115	MSA-SW40D-061115	MSA-SW43B-061115	MSA-SW45D-061115

Table 4-2

Detected Analytes and Screening-Level Exceedances for Surface Water Samples-June 2015
Frog Mortar Creek
Lockheed Martin, Martin State Airport, Middle River, Maryland

LOCATION	National Recommended Water Quality Criteria[1]		Ecological Surface Water Screening Level[2]	Human Health Consumption of Organism Only[1,3]	Swimming Screening Levels[4]	EL-SW01A	EL-SW01B	EL-SW01C	EL-SW01D
SAMPLE ID						EL-SW01A-061115	EL-SW01B-061115	EL-SW01C-061115	EL-SW01D-061115
SAMPLE DATE	Freshwater					20150611	20150611	20150611	20150611
MATRIX	Acute	Chronic				SW	SW	SW	SW
Volatile organic compounds (µg/L)									
1,4-DICHLOROBENZENE	NA	NA	26	190	NA	--	--	--	--
ACETONE	NA	NA	1500	NA	NA	--	--	--	--
CIS-1,2-DICHLOROETHENE	NA	NA	590[5]	NA	300	--	--	--	0.28 J
M+P-XYLENES	NA	NA	NA	NA	NA	--	--	--	--
O-XYLENE	NA	NA	NA	NA	NA	--	--	--	--
TOLUENE	NA	NA	2	15000	NA	--	--	--	--
TOTAL XYLENES	NA	NA	13	NA	NA	--	--	--	--
TRICHLOROETHENE	NA	NA	21	300[3]	10	0.23 J	--	0.23 J	0.56 J
VINYL CHLORIDE	NA	NA	930	24[3]	0.7	--	--	--	--
Tentatively identifed compounds (µg/L)									
2-PENTANOL, 4-METHYL-						NA	NA	NA	NA
Metals (µg/L)									
ANTIMONY	NA	NA	30	640	NA	NA	NA	NA	NA
ARSENIC	340	150	NA[6]	1.4[3]	NA	NA	NA	NA	NA
BARIUM	NA	NA	4	NA	NA	NA	NA	NA	NA
CADMIUM	7.46[7]	0.64[7]	0.64[7]	NA	NA	NA	NA	NA	NA
COBALT	NA	NA	23	NA	NA	NA	NA	NA	NA
COPPER	49.6[7]	29.3[7]	29.3[7]	NA	NA	NA	NA	NA	NA
LEAD	281[7]	10.9[7]	10.9[7]	NA	NA	NA	NA	NA	NA
MERCURY	1.4	0.77	NA[3]	NA	NA	NA	NA	NA	NA
MOLYBDENUM	NA	NA	NA[6]	NA	NA	NA	NA	NA	NA
NICKEL	1512[7]	168[7]	168[7]	4600	NA	NA	NA	NA	NA
SELENIUM	NA	NA[6]	NA[6]	4200	NA	NA	NA	NA	NA
ZINC	379[7]	382[7]	382[7]	26000	NA	NA	NA	NA	NA
Miscellaneous parameters (mg/L)									
CALCIUM HARDNESS as $CaCO_3$	NA	NA	NA	NA	NA	NA	NA	NA	NA
HARDNESS as $CaCO_3$	NA	NA	NA	NA	NA	NA	NA	NA	NA
MAGNESIUM HARDNESS AS $CaCO_3$	NA	NA	NA	NA	NA	NA	NA	NA	NA
Miscellaneous parameters (µg/L)									
HEXAVALENT CHROMIUM	16	11	11	NA	NA	NA	NA	NA	NA

Table 4-2

Detected Analytes and Screening-Level Exceedances for Surface Water Samples-June 2015
Frog Mortar Creek
Lockheed Martin, Martin State Airport, Middle River, Maryland

LOCATION	National Recommended Water Quality Criteria[1]		Ecological Surface Water Screening Level[2]	Human Health Consumption of Organism Only[1,3]	Swimming Screening Levels[4]	MSA-SW-37A	MSA-SW-37B	MSA-SW-37C	MSA-SW-37D
SAMPLE ID						MSA-SW37A-061115	MSA-SW37B-061115	MSA-SW37C-061115	MSA-SW37D-061115
SAMPLE DATE	Freshwater					20150611	20150611	20150611	20150611
MATRIX	Acute	Chronic				SW	SW	SW	SW
Volatile organic compounds (µg/L)									
1,4-DICHLOROBENZENE	NA	NA	26	190	NA	--	--	--	--
ACETONE	NA	NA	1500	NA	NA	--	--	--	--
CIS-1,2-DICHLOROETHENE	NA	NA	590[5]	NA	300	0.36 J	0.35 J	0.44 J	0.5 J
M+P-XYLENES	NA	NA	NA	NA	NA	--	0.26 J	--	--
O-XYLENE	NA	NA	NA	NA	NA	--	--	--	--
TOLUENE	NA	NA	2	15000	NA	--	--	--	--
TOTAL XYLENES	NA	NA	13	NA	NA	--	--	--	--
TRICHLOROETHENE	NA	NA	21	300[3]	10	0.69 J	0.72 J	0.66 J	1.1
VINYL CHLORIDE	NA	NA	930	24[3]	0.7	--	--	0.29 J	--
Tentatively identifed compounds (µg/L)									
2-PENTANOL, 4-METHYL-						NA	NA	NA	NA
Metals (µg/L)									
ANTIMONY	NA	NA	30	640	NA	0.27 J	0.29 J	0.29 J	0.25 J
ARSENIC	340	150	NA[6]	1.4[3]	NA	--	--	--	--
BARIUM	NA	NA	4	NA	NA	24	24	25	24
CADMIUM	7.46[7]	0.64[7]	0.64[7]	NA	NA	0.45 J	0.47 J	0.41 J	0.38 J
COBALT	NA	NA	23	NA	NA	--	--	--	--
COPPER	49.6[7]	29.3[7]	29.3[7]	NA	NA	--	--	--	--
LEAD	281[7]	10.9[7]	10.9[7]	NA	NA	--	--	0.13 J	--
MERCURY	1.4	0.77	NA[3]	NA	NA	--	--	--	--
MOLYBDENUM	NA	NA	NA[6]	NA	NA	1.6 J	1.6 J	1.6 J	1.5 J
NICKEL	1512[7]	168[7]	168[7]	4600	NA	--	--	--	--
SELENIUM	NA	NA[6]	NA[6]	4200	NA	0.48 J	0.53 J	0.52 J	0.49 J
ZINC	379[7]	382[7]	382[7]	26000	NA	11 J	14 J	11 J	12 J
Miscellaneous parameters (mg/L)									
CALCIUM HARDNESS as $CaCO_3$	NA	NA	NA	NA	NA	93	92	96	93
HARDNESS as $CaCO_3$	NA	NA	NA	NA	NA	410	410	430	410
MAGNESIUM HARDNESS AS $CaCO_3$	NA	NA	NA	NA	NA	320	310	330	320
Miscellaneous parameters (µg/L)									
HEXAVALENT CHROMIUM	16	11	11	NA	NA	0.14 J	0.14 J	0.15 J	0.15 J

Table 4-2

Detected Analytes and Screening-Level Exceedances for Surface Water Samples-June 2015
Frog Mortar Creek
Lockheed Martin, Martin State Airport, Middle River, Maryland

LOCATION	National Recommended Water Quality Criteria[1]		Ecological Surface Water Screening Level[2]	Human Health Consumption of Organism Only[1,3]	Swimming Screening Levels[4]	MSA-SW-38A	MSA-SW-38B	MSA-SW-38C	MSA-SW-38D
SAMPLE ID						MSA-SW38A-061115	MSA-SW38B-061115	MSA-SW38C-061115	MSA-SW38D-061115
SAMPLE DATE	Freshwater					20150611	20150611	20150611	20150611
MATRIX	Acute	Chronic				SW	SW	SW	SW
Volatile organic compounds (µg/L)									
1,4-DICHLOROBENZENE	NA	NA	26	190	NA	0.44 J	--	--	--
ACETONE	NA	NA	1500	NA	NA	--	--	--	--
CIS-1,2-DICHLOROETHENE	NA	NA	590[5]	NA	300	9.9	1.1	1.1	0.29 J
M+P-XYLENES	NA	NA	NA	NA	NA	0.53 J	--	--	0.24 J
O-XYLENE	NA	NA	NA	NA	NA	0.28 J	--	--	--
TOLUENE	NA	NA	2	15000	NA	--	--	--	--
TOTAL XYLENES	NA	NA	13	NA	NA	0.81 J	--	--	--
TRICHLOROETHENE	NA	NA	21	300[3]	10	3	1.5	2.2	0.53 J
VINYL CHLORIDE	NA	NA	930	24[3]	0.7	5.8	0.61	0.58	--
Tentatively identifed compounds (µg/L)									
2-PENTANOL, 4-METHYL-						NA	NA	NA	NA
Metals (µg/L)									
ANTIMONY	NA	NA	30	640	NA	0.27 J	--	--	--
ARSENIC	340	150	NA[6]	1.4[3]	NA	--	1.6 J	1.7 J	--
BARIUM	NA	NA	4	NA	NA	24	25	24	24
CADMIUM	7.46[7]	0.64[7]	0.64[7]	NA	NA	0.93 J	0.46 J	0.48 J	0.34 J
COBALT	NA	NA	23	NA	NA	0.8 J	--	--	--
COPPER	49.6[7]	29.3[7]	29.3[7]	NA	NA	--	--	--	--
LEAD	281[7]	10.9[7]	10.9[7]	NA	NA	0.11 J	0.14 J	0.15 J	0.11 J
MERCURY	1.4	0.77	NA[3]	NA	NA	--	--	--	--
MOLYBDENUM	NA	NA	NA[6]	NA	NA	1.6 J	--	--	--
NICKEL	1512[7]	168[7]	168[7]	4600	NA	--	--	--	--
SELENIUM	NA	NA[6]	NA[6]	4200	NA	0.66 J	--	--	--
ZINC	379[7]	382[7]	382[7]	26000	NA	12 J	--	--	--
Miscellaneous parameters (mg/L)									
CALCIUM HARDNESS as $CaCO_3$	NA	NA	NA	NA	NA	94	92	91	92
HARDNESS as $CaCO_3$	NA	NA	NA	NA	NA	410	420	420	420
MAGNESIUM HARDNESS AS $CaCO_3$	NA	NA	NA	NA	NA	320	330	330	320
Miscellaneous parameters (µg/L)									
HEXAVALENT CHROMIUM	16	11	11	NA	NA	0.15 J	0.14 J	0.15 J	0.14 J

Table 4-2

Detected Analytes and Screening-Level Exceedances for Surface Water Samples-June 2015
Frog Mortar Creek
Lockheed Martin, Martin State Airport, Middle River, Maryland

LOCATION	National Recommended Water Quality Criteria[1]		Ecological Surface Water Screening Level[2]	Human Health Consumption of Organism Only[1,3]	Swimming Screening Levels[4]	MSA-SW-39A	MSA-SW-39B	MSA-SW-39C	MSA-SW-39D
SAMPLE ID						MSA-SW39A-061115	MSA-SW39B-061115	MSA-SW39C-061115	MSA-SW39D-061115
SAMPLE DATE	Freshwater					20150611	20150611	20150611	20150611
MATRIX	Acute	Chronic				SW	SW	SW	SW
Volatile organic compounds (µg/L)									
1,4-DICHLOROBENZENE	NA	NA	26	190	NA	--	--	--	--
ACETONE	NA	NA	1500	NA	NA	--	--	--	--
CIS-1,2-DICHLOROETHENE	NA	NA	590[5]	NA	300	0.32 J	--	0.38 J	0.46 J
M+P-XYLENES	NA	NA	NA	NA	NA	--	--	--	0.34 J
O-XYLENE	NA	NA	NA	NA	NA	--	--	--	0.28 J
TOLUENE	NA	NA	2	15000	NA	--	--	--	0.32 J
TOTAL XYLENES	NA	NA	13	NA	NA	--	--	--	0.62 J
TRICHLOROETHENE	NA	NA	21	300[3]	10	0.42 J	0.31 J	0.47 J	0.46 J
VINYL CHLORIDE	NA	NA	930	24[3]	0.7	--	--	--	--
Tentatively identifed compounds (µg/L)									
2-PENTANOL, 4-METHYL-						NA	NA	NA	NA
Metals (µg/L)									
ANTIMONY	NA	NA	30	640	NA	--	--	--	--
ARSENIC	340	150	NA[6]	1.4[3]	NA	--	1.5 J	1.5 J	--
BARIUM	NA	NA	4	NA	NA	26	27	26	25
CADMIUM	7.46[7]	0.64[7]	0.64[7]	NA	NA	0.2 J	0.18 J	0.2 J	0.19 J
COBALT	NA	NA	23	NA	NA	--	--	--	--
COPPER	49.6[7]	29.3[7]	29.3[7]	NA	NA	--	--	--	--
LEAD	281[7]	10.9[7]	10.9[7]	NA	NA	--	0.12 J	0.14 J	--
MERCURY	1.4	0.77	NA[3]	NA	NA	--	--	--	--
MOLYBDENUM	NA	NA	NA[6]	NA	NA	--	--	--	--
NICKEL	1512[7]	168[7]	168[7]	4600	NA	--	--	--	--
SELENIUM	NA	NA[6]	NA[6]	4200	NA	--	--	--	--
ZINC	379[7]	382[7]	382[7]	26000	NA	--	--	--	--
Miscellaneous parameters (mg/L)									
CALCIUM HARDNESS as $CaCO_3$	NA	NA	NA	NA	NA	97	97	95	96
HARDNESS as $CaCO_3$	NA	NA	NA	NA	NA	440	450	440	440
MAGNESIUM HARDNESS AS $CaCO_3$	NA	NA	NA	NA	NA	350	350	350	350
Miscellaneous parameters (µg/L)									
HEXAVALENT CHROMIUM	16	11	11	NA	NA	0.13 J	0.12 J	0.13 J	0.13 J

Table 4-2

Detected Analytes and Screening-Level Exceedances for Surface Water Samples-June 2015
Frog Mortar Creek
Lockheed Martin, Martin State Airport, Middle River, Maryland

LOCATION	National Recommended Water Quality Criteria[1]		Ecological Surface Water Screening Level[2]	Human Health Consumption of Organism Only[1,3]	Swimming Screening Levels[4]	MSA-SW-40A	MSA-SW-40B	MSA-SW-40C	MSA-SW-40D
SAMPLE ID						MSA-SW40A-061115	MSA-SW40B-061115	MSA-SW40C-061115	MSA-SW40D-061115
SAMPLE DATE	Freshwater					20150611	20150611	20150611	20150611
MATRIX	Acute	Chronic				SW	SW	SW	SW
Volatile organic compounds (µg/L)									
1,4-DICHLOROBENZENE	NA	NA	26	190	NA	--	--	--	--
ACETONE	NA	NA	1500	NA	NA	--	--	--	--
CIS-1,2-DICHLOROETHENE	NA	NA	590[5]	NA	300	1.7	1	0.81 J	0.41 J
M+P-XYLENES	NA	NA	NA	NA	NA	--	--	--	--
O-XYLENE	NA	NA	NA	NA	NA	--	--	--	--
TOLUENE	NA	NA	2	15000	NA	--	--	--	--
TOTAL XYLENES	NA	NA	13	NA	NA	--	--	--	--
TRICHLOROETHENE	NA	NA	21	300[3]	10	4.1	2.9	2.1	1
VINYL CHLORIDE	NA	NA	930	24[3]	0.7	0.81	0.55	0.31 J	--
Tentatively identifed compounds (µg/L)									
2-PENTANOL, 4-METHYL-						NA	NA	NA	NA
Metals (µg/L)									
ANTIMONY	NA	NA	30	640	NA	--	--	--	--
ARSENIC	340	150	NA[6]	1.4[3]	NA	--	--	--	--
BARIUM	NA	NA	4	NA	NA	23	23	24	25
CADMIUM	7.46[7]	0.64[7]	0.64[7]	NA	NA	0.37 J	0.4 J	0.39 J	0.31 J
COBALT	NA	NA	23	NA	NA	--	--	--	--
COPPER	49.6[7]	29.3[7]	29.3[7]	NA	NA	16	--	--	--
LEAD	281[7]	10.9[7]	10.9[7]	NA	NA	--	--	--	--
MERCURY	1.4	0.77	NA[3]	NA	NA	--	--	0.17 J	0.11 J
MOLYBDENUM	NA	NA	NA[6]	NA	NA	--	--	--	--
NICKEL	1512[7]	168[7]	168[7]	4600	NA	--	1.6 J	--	--
SELENIUM	NA	NA[6]	NA[6]	4200	NA	--	--	--	--
ZINC	379[7]	382[7]	382[7]	26000	NA	--	--	--	--
Miscellaneous parameters (mg/L)									
CALCIUM HARDNESS as $CaCO_3$	NA	NA	NA	NA	NA	91	89	91	94
HARDNESS as $CaCO_3$	NA	NA	NA	NA	NA	400	400	410	420
MAGNESIUM HARDNESS AS $CaCO_3$	NA	NA	NA	NA	NA	310	310	320	330
Miscellaneous parameters (µg/L)									
HEXAVALENT CHROMIUM	16	11	11	NA	NA	0.14 J	0.15 J	0.16 J	0.15 J

Table 4-2

Detected Analytes and Screening-Level Exceedances for Surface Water Samples-June 2015
Frog Mortar Creek
Lockheed Martin, Martin State Airport, Middle River, Maryland

LOCATION	National Recommended Water Quality Criteria[1]		Ecological Surface Water Screening Level[2]	Human Health Consumption of Organism Only[1,3]	Swimming Screening Levels[4]	MSA-SW-41A	MSA-SW-41B	MSA-SW-41C	MSA-SW-41D
SAMPLE ID						MSA-SW41A-061115	MSA-SW41B-061115	MSA-SW41C-061115	MSA-SW41D-061115
SAMPLE DATE	Freshwater					20150611	20150611	20150611	20150611
MATRIX	Acute	Chronic				SW	SW	SW	SW
Volatile organic compounds (µg/L)									
1,4-DICHLOROBENZENE	NA	NA	26	190	NA	--	--	--	--
ACETONE	NA	NA	1500	NA	NA	--	--	--	1.5 J
CIS-1,2-DICHLOROETHENE	NA	NA	590[5]	NA	300	1.9	1.5	0.48 J	0.32 J
M+P-XYLENES	NA	NA	NA	NA	NA	--	--	--	--
O-XYLENE	NA	NA	NA	NA	NA	--	--	--	--
TOLUENE	NA	NA	2	15000	NA	--	--	--	--
TOTAL XYLENES	NA	NA	13	NA	NA	--	--	--	--
TRICHLOROETHENE	NA	NA	21	300[3]	10	3	2.6	1	0.59 J
VINYL CHLORIDE	NA	NA	930	24[3]	0.7	0.9	0.75	--	--
Tentatively identifed compounds (µg/L)									
2-PENTANOL, 4-METHYL-						NA	NA	NA	NA
Metals (µg/L)									
ANTIMONY	NA	NA	30	640	NA	--	--	--	--
ARSENIC	340	150	NA[6]	1.4[3]	NA	1.5 J	--	--	--
BARIUM	NA	NA	4	NA	NA	25	23	24	24
CADMIUM	7.46[7]	0.64[7]	0.64[7]	NA	NA	0.39 J	0.29 J	0.32 J	0.25 J
COBALT	NA	NA	23	NA	NA	--	--	--	--
COPPER	49.6[7]	29.3[7]	29.3[7]	NA	NA	--	--	--	--
LEAD	281[7]	10.9[7]	10.9[7]	NA	NA	--	--	--	0.11 J
MERCURY	1.4	0.77	NA[3]	NA	NA	--	--	--	--
MOLYBDENUM	NA	NA	NA[6]	NA	NA	--	--	--	--
NICKEL	1512[7]	168[7]	168[7]	4600	NA	--	--	--	--
SELENIUM	NA	NA[6]	NA[6]	4200	NA	--	--	--	--
ZINC	379[7]	382[7]	382[7]	26000	NA	--	--	--	--
Miscellaneous parameters (mg/L)									
CALCIUM HARDNESS as $CaCO_3$	NA	NA	NA	NA	NA	93	89	92	93
HARDNESS as $CaCO_3$	NA	NA	NA	NA	NA	420	400	410	420
MAGNESIUM HARDNESS AS $CaCO_3$	NA	NA	NA	NA	NA	320	310	320	320
Miscellaneous parameters (µg/L)									
HEXAVALENT CHROMIUM	16	11	11	NA	NA	0.15 J	0.15 J	0.15 J	0.15 J

Table 4-2

Detected Analytes and Screening-Level Exceedances for Surface Water Samples-June 2015
Frog Mortar Creek
Lockheed Martin, Martin State Airport, Middle River, Maryland

LOCATION	National Recommended Water Quality Criteria[1]		Ecological Surface Water Screening Level[2]	Human Health Consumption of Organism Only[1,3]	Swimming Screening Levels[4]	MSA-SW-42A	MSA-SW-42B	MSA-SW-42C	MSA-SW-42D
SAMPLE ID						MSA-SW42A-061115	MSA-SW42B-061115	MSA-SW42C-061115	MSA-SW42D-061115
SAMPLE DATE	Freshwater					20150611	20150611	20150611	20150611
MATRIX	Acute	Chronic				SW	SW	SW	SW
Volatile organic compounds (µg/L)									
1,4-DICHLOROBENZENE	NA	NA	26	190	NA	--	--	--	--
ACETONE	NA	NA	1500	NA	NA	--	--	--	--
CIS-1,2-DICHLOROETHENE	NA	NA	590[5]	NA	300	0.61 J	0.67 J	1	0.48 J
M+P-XYLENES	NA	NA	NA	NA	NA	--	--	--	--
O-XYLENE	NA	NA	NA	NA	NA	--	--	--	--
TOLUENE	NA	NA	2	15000	NA	--	--	--	--
TOTAL XYLENES	NA	NA	13	NA	NA	--	--	--	--
TRICHLOROETHENE	NA	NA	21	300[3]	10	0.87 J	1.4	3.4	1.2
VINYL CHLORIDE	NA	NA	930	24[3]	0.7	0.34 J	0.45 J	0.52	--
Tentatively identifed compounds (µg/L)									
2-PENTANOL, 4-METHYL-						NA	NA	NA	NA
Metals (µg/L)									
ANTIMONY	NA	NA	30	640	NA	--	--	--	--
ARSENIC	340	150	NA[6]	1.4[3]	NA	1.5 J	--	--	1.5 J
BARIUM	NA	NA	4	NA	NA	25	26	25	25
CADMIUM	7.46[7]	0.64[7]	0.64[7]	NA	NA	0.32 J	0.36 J	0.4 J	0.33 J
COBALT	NA	NA	23	NA	NA	--	--	--	--
COPPER	49.6[7]	29.3[7]	29.3[7]	NA	NA	--	--	--	--
LEAD	281[7]	10.9[7]	10.9[7]	NA	NA	0.12 J	0.11 J	--	--
MERCURY	1.4	0.77	NA[3]	NA	NA	--	--	--	--
MOLYBDENUM	NA	NA	NA[6]	NA	NA	--	--	--	--
NICKEL	1512[7]	168[7]	168[7]	4600	NA	--	--	--	--
SELENIUM	NA	NA[6]	NA[6]	4200	NA	--	--	--	--
ZINC	379[7]	382[7]	382[7]	26000	NA	--	--	--	--
Miscellaneous parameters (mg/L)									
CALCIUM HARDNESS as $CaCO_3$	NA	NA	NA	NA	NA	95	95	94	96
HARDNESS as $CaCO_3$	NA	NA	NA	NA	NA	420	430	420	430
MAGNESIUM HARDNESS AS $CaCO_3$	NA	NA	NA	NA	NA	320	330	330	330
Miscellaneous parameters (µg/L)									
HEXAVALENT CHROMIUM	16	11	11	NA	NA	0.15 J	0.15 J	0.15 J	0.15 J

Table 4-2

Detected Analytes and Screening-Level Exceedances for Surface Water Samples-June 2015
Frog Mortar Creek
Lockheed Martin, Martin State Airport, Middle River, Maryland

LOCATION	National Recommended Water Quality Criteria[1]		Ecological Surface Water Screening Level[2]	Human Health Consumption of Organism Only[1,3]	Swimming Screening Levels[4]	MSA-SW-43A	MSA-SW-43B	MSA-SW-43C	MSA-SW-43D
SAMPLE ID						MSA-SW43A-061115	MSA-SW43B-061115	MSA-SW43C-061115	MSA-SW43D-061115
SAMPLE DATE	Freshwater					20150611	20150611	20150611	20150611
MATRIX	Acute	Chronic				SW	SW	SW	SW
Volatile organic compounds (µg/L)									
1,4-DICHLOROBENZENE	NA	NA	26	190	NA	--	--	--	--
ACETONE	NA	NA	1500	NA	NA	--	--	--	--
CIS-1,2-DICHLOROETHENE	NA	NA	590[5]	NA	300	2.3	0.74 J	0.87 J	1
M+P-XYLENES	NA	NA	NA	NA	NA	--	--	--	--
O-XYLENE	NA	NA	NA	NA	NA	--	--	--	--
TOLUENE	NA	NA	2	15000	NA	--	--	--	--
TOTAL XYLENES	NA	NA	13	NA	NA	--	--	--	--
TRICHLOROETHENE	NA	NA	21	300[3]	10	2.3	1.3	1.3	1.4
VINYL CHLORIDE	NA	NA	930	24[3]	0.7	1.3	0.36 J	0.38 J	0.46 J
Tentatively identifed compounds (µg/L)									
2-PENTANOL, 4-METHYL-						NA	NA	NA	NA
Metals (µg/L)									
ANTIMONY	NA	NA	30	640	NA	--	--	--	--
ARSENIC	340	150	NA[6]	1.4[3]	NA	1.5 J	--	--	--
BARIUM	NA	NA	4	NA	NA	25	24	24	25
CADMIUM	7.46[7]	0.64[7]	0.64[7]	NA	NA	0.36 J	0.28 J	0.31 J	0.29 J
COBALT	NA	NA	23	NA	NA	--	--	--	--
COPPER	49.6[7]	29.3[7]	29.3[7]	NA	NA	--	--	--	--
LEAD	281[7]	10.9[7]	10.9[7]	NA	NA	0.15 J	--	0.25 J	--
MERCURY	1.4	0.77	NA[3]	NA	NA	--	--	--	--
MOLYBDENUM	NA	NA	NA[6]	NA	NA	--	1.5 J	1.6 J	1.5 J
NICKEL	1512[7]	168[7]	168[7]	4600	NA	1.7 J	1.5 J	1.4 J	1.8 J
SELENIUM	NA	NA[6]	NA[6]	4200	NA	--	--	--	--
ZINC	379[7]	382[7]	382[7]	26000	NA	--	--	--	--
Miscellaneous parameters (mg/L)									
CALCIUM HARDNESS as $CaCO_3$	NA	NA	NA	NA	NA	93	89	93	92
HARDNESS as $CaCO_3$	NA	NA	NA	NA	NA	420	410	420	420
MAGNESIUM HARDNESS AS $CaCO_3$	NA	NA	NA	NA	NA	330	320	320	330
Miscellaneous parameters (µg/L)									
HEXAVALENT CHROMIUM	16	11	11	NA	NA	0.14 J	0.14 J	0.14 J	0.12 J

Table 4-2

Detected Analytes and Screening-Level Exceedances for Surface Water Samples-June 2015
Frog Mortar Creek
Lockheed Martin, Martin State Airport, Middle River, Maryland

LOCATION	National Recommended Water Quality Criteria[1]		Ecological Surface Water Screening Level[2]	Human Health Consumption of Organism Only[1,3]	Swimming Screening Levels[4]	MSA-SW-44A	MSA-SW-44B	MSA-SW-44C	MSA-SW-44D
SAMPLE ID						MSA-SW44A-061115	MSA-SW44B-061115	MSA-SW44C-061115	MSA-SW44D-061115
SAMPLE DATE	Freshwater					20150611	20150611	20150611	20150611
MATRIX	Acute	Chronic				SW	SW	SW	SW
Volatile organic compounds (µg/L)									
1,4-DICHLOROBENZENE	NA	NA	26	190	NA	--	--	--	--
ACETONE	NA	NA	1500	NA	NA	--	--	--	--
CIS-1,2-DICHLOROETHENE	NA	NA	590[5]	NA	300	0.34 J	0.33 J	0.38 J	0.38 J
M+P-XYLENES	NA	NA	NA	NA	NA	--	--	--	--
O-XYLENE	NA	NA	NA	NA	NA	--	0.25 J	--	--
TOLUENE	NA	NA	2	15000	NA	--	--	--	--
TOTAL XYLENES	NA	NA	13	NA	NA	--	--	--	--
TRICHLOROETHENE	NA	NA	21	300[3]	10	0.75 J	0.8 J	0.82 J	0.8 J
VINYL CHLORIDE	NA	NA	930	24[3]	0.7	--	--	--	--
Tentatively identifed compounds (µg/L)									
2-PENTANOL, 4-METHYL-						0.59 NJ	NA	NA	NA
Metals (µg/L)									
ANTIMONY	NA	NA	30	640	NA	--	--	--	--
ARSENIC	340	150	NA[6]	1.4[3]	NA	--	--	--	--
BARIUM	NA	NA	4	NA	NA	25	24	25	25
CADMIUM	7.46[7]	0.64[7]	0.64[7]	NA	NA	0.29 J	0.28 J	0.25 J	0.25 J
COBALT	NA	NA	23	NA	NA	0.36 J	--	--	--
COPPER	49.6[7]	29.3[7]	29.3[7]	NA	NA	--	--	--	--
LEAD	281[7]	10.9[7]	10.9[7]	NA	NA	0.14 J	--	--	--
MERCURY	1.4	0.77	NA[3]	NA	NA	--	--	--	--
MOLYBDENUM	NA	NA	NA[6]	NA	NA	1.5 J	1.5 J	1.6 J	1.5 J
NICKEL	1512[7]	168[7]	168[7]	4600	NA	1.9 J	1.3 J	1.3 J	1.3 J
SELENIUM	NA	NA[6]	NA[6]	4200	NA	--	--	--	--
ZINC	379[7]	382[7]	382[7]	26000	NA	--	--	--	--
Miscellaneous parameters (mg/L)									
CALCIUM HARDNESS as $CaCO_3$	NA	NA	NA	NA	NA	91	88	95	93
HARDNESS as $CaCO_3$	NA	NA	NA	NA	NA	410	400	430	420
MAGNESIUM HARDNESS AS $CaCO_3$	NA	NA	NA	NA	NA	320	310	330	330
Miscellaneous parameters (µg/L)									
HEXAVALENT CHROMIUM	16	11	11	NA	NA	0.15 J	0.14 J	0.14 J	0.15 J

Table 4-2

Detected Analytes and Screening-Level Exceedances for Surface Water Samples-June 2015
Frog Mortar Creek
Lockheed Martin, Martin State Airport, Middle River, Maryland

LOCATION	National Recommended Water Quality Criteria[1]		Ecological Surface Water Screening Level[2]	Human Health Consumption of Organism Only[1,3]	Swimming Screening Levels[4]	MSA-SW-45A	MSA-SW-45B	MSA-SW-45C	MSA-SW-45D
SAMPLE ID						MSA-SW45A-061115	MSA-SW45B-061115	MSA-SW45C-061115	MSA-SW45D-061115
SAMPLE DATE	Freshwater					20150611	20150611	20150611	20150611
MATRIX	Acute	Chronic				SW	SW	SW	SW
Volatile organic compounds (µg/L)									
1,4-DICHLOROBENZENE	NA	NA	26	190	NA	--	--	--	--
ACETONE	NA	NA	1500	NA	NA	--	--	--	--
CIS-1,2-DICHLOROETHENE	NA	NA	590[5]	NA	300	0.79 J	0.53 J	0.45 J	--
M+P-XYLENES	NA	NA	NA	NA	NA	--	0.45 J	--	--
O-XYLENE	NA	NA	NA	NA	NA	--	0.33 J	--	--
TOLUENE	NA	NA	2	15000	NA	--	0.56 J	--	--
TOTAL XYLENES	NA	NA	13	NA	NA	--	0.78 J	--	--
TRICHLOROETHENE	NA	NA	21	300[3]	10	1.1	1	0.9 J	0.57 J
VINYL CHLORIDE	NA	NA	930	24[3]	0.7	--	--	--	--
Tentatively identifed compounds (µg/L)									
2-PENTANOL, 4-METHYL-						NA	NA	NA	NA
Metals (µg/L)									
ANTIMONY	NA	NA	30	640	NA	--	--	--	--
ARSENIC	340	150	NA[6]	1.4[3]	NA	--	--	--	--
BARIUM	NA	NA	4	NA	NA	24	25	25	26
CADMIUM	7.46[7]	0.64[7]	0.64[7]	NA	NA	0.22 J	0.27 J	0.25 J	0.21 J
COBALT	NA	NA	23	NA	NA	0.27 J	--	--	--
COPPER	49.6[7]	29.3[7]	29.3[7]	NA	NA	--	--	--	--
LEAD	281[7]	10.9[7]	10.9[7]	NA	NA	0.15 J	--	--	--
MERCURY	1.4	0.77	NA[3]	NA	NA	--	--	--	--
MOLYBDENUM	NA	NA	NA[6]	NA	NA	1.5 J	1.6 J	1.5 J	1.6 J
NICKEL	1512[7]	168[7]	168[7]	4600	NA	1.4 J	1.2 J	1.1 J	1.3 J
SELENIUM	NA	NA[6]	NA[6]	4200	NA	--	--	--	--
ZINC	379[7]	382[7]	382[7]	26000	NA	--	--	--	--
Miscellaneous parameters (mg/L)									
CALCIUM HARDNESS as $CaCO_3$	NA	NA	NA	NA	NA	90	93	92	95
HARDNESS as $CaCO_3$	NA	NA	NA	NA	NA	400	420	420	430
MAGNESIUM HARDNESS AS $CaCO_3$	NA	NA	NA	NA	NA	310	330	320	340
Miscellaneous parameters (µg/L)									
HEXAVALENT CHROMIUM	16	11	11	NA	NA	0.14 J	0.14 J	0.14 J	0.14 J

Table 4-2

Detected Analytes and Screening Level Exceedances for Surface Water Samples-June 2015
Frog Mortar Creek
Lockheed Martin, Martin State Airport, Middle River, Maryland

1 National Recommended Water Quality Criteria, http://water.epa.gov/scitech/swguidance/standards/current/index.cfm; and Maryland Numerical Criteria for Toxic Substances in Surface Waters, Code of Maryland Regulations (COMAR) 26.08.02.03, http://www.dsd.state.md.us./comar/comarhtml/26/26.08.02.03-2.htm

2 United State Environmental Protection Agency (USEPA) Region 3 Biological Technical Advisory Group (BTAG) Freshwater Screening Benchmarks

3 For carcinogens, criterion is for incremental cancer risk of $1x10^{-5}$

4 Site-specific swimming screening levels were developed for trichloroethene, *cis* -1,2-dichloroethene, and vinyl chloride only.

5 The BTAG screening benchmark for 1,2-dichloroethene (590 µg/L) is used as a surrogate screening level for cis-1,2-dichloroethene.

6 The BTAG screening benchmark is based on total metal concentration for this analyte; therefore, the dissolved metals result is not screened against the BTAG benchmark.

7 In accordance with USEPA (2002, 2006, and 2009), the option to use site-specific hardness (400 mg/L) was selected to adjust this criterion instead of the standard hardness concentration of 100 mg/L. The minimum of 400 mg/L total hardness for the June sampling was used to adjust the criteria.

Gray shading indicates a result that exceeds a screening criterion.

-- not detected

$CaCO_3$ - calcium carbonate

EL - Edwards Lane

J - estimated result

µg/L - micrograms per liter

mg/L - milligrams per liter

NA - not analyzed or not available

SW - surface water

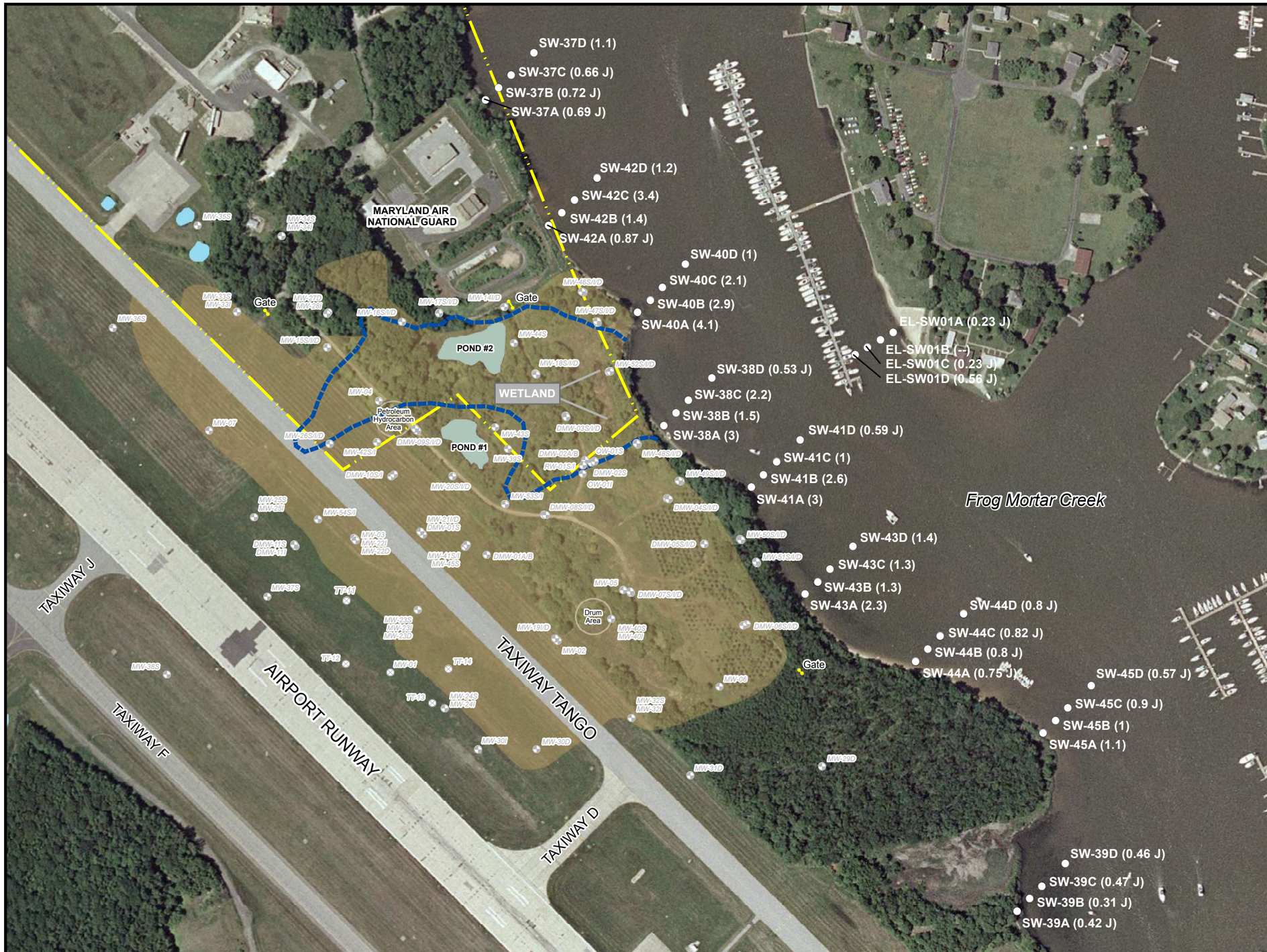

FIGURE 4-1

CONCENTRATIONS OF TRICHLOROETHENE IN SURFACE WATER SAMPLES, JUNE 2015 FROG MORTAR CREEK

LEGEND

- SURFACE WATER SAMPLE LOCATION
- GROUNDWATER MONITORING WELL
- ABANDONED WELL
- OUTLINE OF FORMER COVE
- MARYLAND AIR NATIONAL GUARD BOUNDARY
- EXTENT OF UNSATURATED CONTAMINATED SOIL AND LANDFILL MATERIAL - DUMP ROAD AREA
- POND

(0.46) = TRICHLOROETHENE CONCENTRATION
J = ESTIMATED VALUE
- - = NOT DETECTED
CONCENTRATION IN MICROGRAMS PER LITER (UG/L)

SCREENING LEVELS FOR TRICHLOROETHENE
ECOLOGICAL SURFACE WATER: 21 UG/L
HUMAN HEALTH
(CONSUMPTION OF ORGANISM): 300 UG/L
SITE SPECIFIC SWIMMING: 10 UG/L

Lockheed Martin, Martin State Airport
Middle River, Maryland

0 150 300 Feet

N

DATE MODIFIED: 08/24/15

CREATED BY: JEE

TETRA TECH

Map Document: (P:\GIS\Lockheed_MSA\MapDocs\MXD\fmc_sw_tce_results_jun2015.mxd)
08/24/15 -- JEE

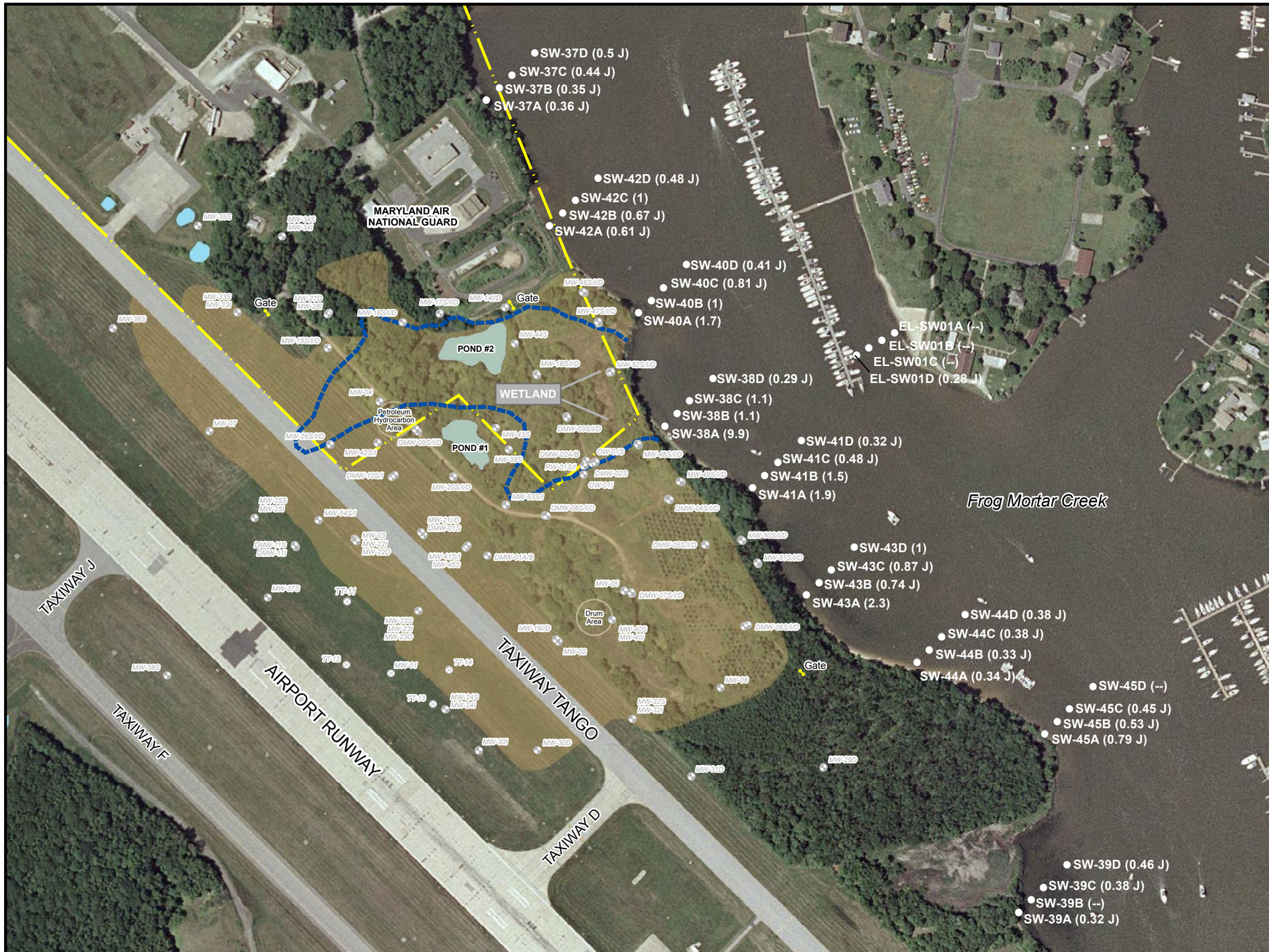

FIGURE 4-2

CONCENTRATIONS OF CIS-1,2-DICHLOROETHENE IN SURFACE WATER SAMPLES, JUNE 2015 FROG MORTAR CREEK

LEGEND

- SURFACE WATER SAMPLE LOCATION
- GROUNDWATER MONITORING WELL
- ABANDONED WELL
- OUTLINE OF FORMER COVE
- MARYLAND AIR NATIONAL GUARD BOUNDARY
- EXTENT OF UNSATURATED CONTAMINATED SOIL AND LANDFILL MATERIAL - DUMP ROAD AREA
- POND

(0.37) = CIS-1,2-DICHLOROETHENE CONCENTRATION
J = ESTIMATED VALUE
- - = NOT DETECTED
CONCENTRATION IN MICROGRAMS PER LITER (UG/L)

SCREENING LEVELS FOR CIS-1,2-DICHLOROETHENE
ECOLOGICAL SURFACE WATER: 590 UG/L
HUMAN HEALTH
(CONSUMPTION OF ORGANISM): NONE
SITE SPECIFIC SWIMMING: 300 UG/L

Lockheed Martin, Martin State Airport
Middle River, Maryland

0 150 300 Feet

N

DATE MODIFIED: 08/24/15

CREATED BY: JEE

TETRA TECH

Map Document: (P:\GIS\Lockheed_MSA\MapDocs\MXD\fmc_sw_cis12dce_results_jun2015.mxd)
08/24/15 -- JEE

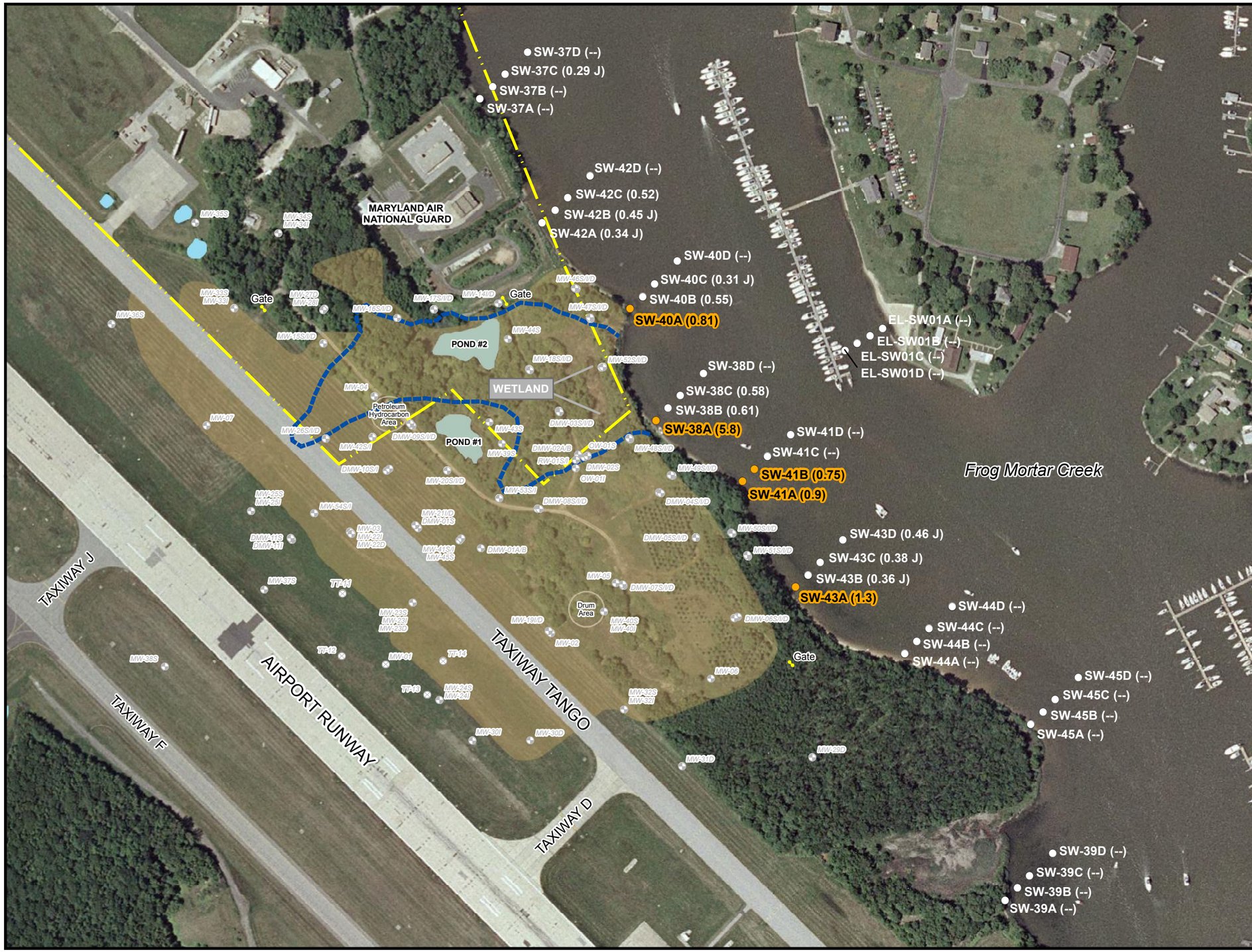

FIGURE 4-3

CONCENTRATIONS OF VINYL CHLORIDE IN SURFACE WATER SAMPLES, JUNE 2015 FROG MORTAR CREEK

LEGEND

- SURFACE WATER SAMPLE LOCATION
- CONCENTRATION EXCEEDS A SCREENING LEVEL
- GROUNDWATER MONITORING WELL
- ABANDONED WELL
- OUTLINE OF FORMER COVE
- MARYLAND AIR NATIONAL GUARD BOUNDARY
- EXTENT OF UNSATURATED CONTAMINATED SOIL AND LANDFILL MATERIAL - DUMP ROAD AREA
- POND

(0.75) = VINYL CHLORIDE CONCENTRATION
J = ESTIMATED VALUE
- - = NOT DETECTED
CONCENTRATION IN MICROGRAMS PER LITER (UG/L)

SCREENING LEVELS FOR VINYL CHLORIDE
ECOLOGICAL SURFACE WATER: 930 UG/L
HUMAN HEALTH
(CONSUMPTION OF ORGANISM): 24 UG/L
SITE SPECIFIC SWIMMING: 0.7 UG/L

Lockheed Martin, Martin State Airport
Middle River, Maryland

0 150 300 Feet

N

DATE MODIFIED: 08/24/15

CREATED BY: JEE

TETRA TECH

Map Document: (P:\GIS\Lockheed_MSA\MapDocs\MXD\fmc_sw_VC_results_jun2015.mxd)
08/24/15 -- JEE

Section 5
Summary

Lockheed Martin Corporation's (Lockheed Martin's) June 2015 Frog Mortar Creek surface water investigation results are summarized below:

- Forty surface water samples were collected from Frog Mortar Creek on June 11, 2015 and chemically analyzed to assess concentrations of chemical constituents previously detected in Frog Mortar Creek and assess creek surface-water quality near the Dump Road Area (DRA).

- Four samples were collected from each of nine transects (spaced approximately 350 feet apart) along the western shoreline of Frog Mortar Creek. The transects are designated MSA-SW37, MSA-SW38, MSA-SW39, MSA-SW40, MSA-SW41, MSA-SW42, MSA-SW43, MSA-SW44, and MSA-SW45. An additional four samples were collected on the eastern shoreline of Frog Mortar Creek along a transect extending out from a property (3301 Edwards Lane) across the creek; this transect is designated EL-SW01. Along each transect, one sample was collected near the shoreline ("A" sample), one was collected approximately 50 feet from the shoreline ("B" sample), one was collected approximately 100 feet from the shoreline ("C" sample), and one was collected approximately 200 feet from the shoreline ("D" sample). Each sample was collected approximately one foot below the water surface.

- All western shoreline samples from Frog Mortar Creek were analyzed for volatile organic compounds (VOCs), filtered metals, filtered hexavalent chromium, and hardness. The four surface water samples from the Edwards Lane transect were analyzed for volatile organic compounds only.

- The data were validated in accordance with the *United States Environmental Protection Agency (USEPA) Region III Modifications to the National Functional Guidelines for Data Review* (USEPA, 1993 and 1994) and the specific requirements of the analytical methods used.

- Sampling results were screened against United States Environmental Protection Agency Region 3 Biological Technical Advisory Group (BTAG) ecological freshwater screening-benchmarks; United States Environmental Protection Agency national recommended water quality criteria (NRWQC); Maryland ambient water quality criteria (AWQC); and site-specific surface-water screening levels developed to evaluate risks to recreational swimmers from exposure to three volatile organic compounds: trichloroethene

(TCE; also known as trichloroethylene), *cis*-1,2-dichloroethene (*cis*-1,2-DCE), and vinyl chloride (VC).

- Volatile organic compounds (primarily trichloroethene, *cis*-1,2-dichloroethene, and vinyl chloride) and metals were detected in the June 2015 surface water samples.

- Vinyl chloride is the only volatile organic compound to exceed a screening level; it exceeded its site-specific screening level for swimming at five near-shore locations (SW38A, SW40A, SW41A, SW41B, and SW43A).

- Detected concentrations of chlorinated volatile organic compounds were highest at shoreline sampling locations SW41A (trichloroethene) and SW38A (*cis*-1,2-dichloroethene and vinyl chloride); these transects are east of the Dump Road Area monitoring wells that contain some of the highest groundwater concentrations of site-related constituents.

- Trichloroethene and *cis*-1,2-dichloroethene concentrations detected in samples from the eastern shoreline transect (SW01) are generally lower than in samples collected from western shoreline transects.

- The maximum *cis*-1,2-dichloroethene concentration (9.9 µg/L) detected in June 2015 is lower than the maxima detected in March 2015 (21 µg/L) and in June 2014 (41 µg/L).

- The maximum vinyl chloride concentration (5.8 µg/L) in June 2015 is lower than the maxima detected in March 2015 (18 µg/L) and in June 2014 (20 µg/L).

- Cadmium exceeded its lowest screening level in one of 36 samples, and dissolved barium exceeded its screening level in all (36 of 36) samples.

- Arsenic exceeded its lowest screening level in eight samples. Arsenic concentrations are similar at all eight locations (1.5-1.7 µg/L), but are lower than the background range (2.2-3.9 µg/L) determined during Lockheed Martin Corporation's larger-scale 2007–2008 Frog Mortar Creek investigation.

- Dissolved hexavalent chromium was detected in all 36 samples at trace concentrations, ranging from 0.12 µg/L to 0.16 µg/L. These concentrations are well below its lowest screening criterion (11 µg/L).

- The maximum hexavalent chromium concentration in June 2015 (0.16*J* µg/L) is nearly two times higher than the maxima detected in March 2015 (0.085*J* µg/L) and June 2014 (0.094*J* µg/L). However, similar maximum concentrations occurred previously in July 2014 (0.137*J* µg/L), August 2014 (0.106*J* µg/L), and December 2014 (0.148*J* µg/L).

- Hexavalent chromium was distributed evenly throughout the Frog Mortar Creek sampling area. The hexavalent chromium in Frog Mortar Creek may be due, in part, to DRA groundwater. Concentrations of hexavalent chromium in the June 2015 surface water samples (0.12–0.16 µg/L) are similar to or higher than the most (six of nine) Dump Road

Area groundwater concentrations (0.028–0.125 µg/L), indicating that the contribution from groundwater may be insignificant.

- Lockheed Martin will conduct additional surface water monitoring for the same 40 locations and four new locations on Frog Mortar Creek in July, August, September, and December 2015. The four new sampling locations (SW-46A, SW-47A, SW-48A and SW-49A) were added to the sampling program to further assess localized seepage of contaminated groundwater to surface water between established western-shore Frog Mortar Creek transects nearest the main part of the Dump Road Area.

This page intentionally left blank.

Section 6
References

1. *Code of Maryland Regulations* (COMAR), 2015. "Numerical Criteria for Toxic Substances in Surface Waters." COMAR Title 26, Subtitle 08, Chapter 02, Regulation 03. http://www.dsd.state.md.us/comar/comarhtml/26/26.08.02.03-2.htm.

2. National Oceanic and Atmospheric Administration (NOAA), 2015. Based on mean high high water (MHHW) and mean low low water (MLLW) measurements near Baltimore, Maryland 1983-2001 in *Exceedance Probability Level and Tide Datums, 8574680* Baltimore, Maryland, http://tidesandcurrents.noaa.gov/est/stickdiagram.shtml?stnid=8574680.

3. Tetra Tech, Inc. (Tetra Tech), 2009. *Frog Mortar Creek Surface Water and Sediment Investigation Report Phases I, II, and III, Lockheed Martin, Martin State Airport, Middle River, Maryland.* Report prepared by Tetra Tech, Inc., Germantown, Maryland for Lockheed Martin Corporation, Bethesda, Maryland. May.

4. Tetra Tech, Inc. (Tetra Tech), 2012. *2011 Surface Water Sampling Report, Frog Mortar Creek, Martin State Airport, 701 Wilson Point Road, Middle River, Maryland.* Report prepared by Tetra Tech, Inc., Germantown, Maryland for Lockheed Martin Corporation, Bethesda, Maryland. March.

5. Tetra Tech, Inc. (Tetra Tech), 2014. *2015 Surface Water Sampling Work Plan, Martin State Airport, 701 Wilson Point Road, Middle River, Maryland*. Report prepared by Tetra Tech, Inc., Germantown, Maryland for Lockheed Martin Corporation, Bethesda, Maryland. October.

6. Tetra Tech, Inc. (Tetra Tech), 2015. *2014 Surface Water Sampling Report for Frog Mortar Creek, Martin State Airport, 701 Wilson Point Road, Middle River, Maryland*. Report prepared by Tetra Tech, Inc., Germantown, Maryland for Lockheed Martin Corporation, Bethesda, Maryland. June.

7. United States Environmental Protection Agency (USEPA), Region 3, 1993. *Region III Modifications to the Laboratory Data-Validation Functional Guidelines for Evaluating Inorganics Analyses*. April.

8. United States Environmental Protection Agency (USEPA), Region 3, 1994. *Region III Modifications to the National Functional Guidelines for Organic Data Review*. September.

9. United States Environmental Protection Agency (USEPA), 2002. *National Recommended Water Quality Criteria: 2002*. U.S. Environmental Protection Agency, Office of Water, Office of Science and Technology. November.

10. United States Environmental Protection Agency (USEPA) 2006. *Region III Biological Technical Advisory Group Freshwater Screening Benchmarks*. July.

11. United States Environmental Protection Agency (USEPA) 2009. *National Recommended Water Quality Criteria*. U.S. Environmental Protection Agency, Office of Water, Office of Science and Technology. http://water.epa.gov/scitech/swguidance/standards/current/index.cfm or http://water.epa.gov/scitech/swguidance/standards/current/upload/nrwqc-2009.p.

12. *Water Research Foundation, 2012. State of the Science of Hexavalent Chromium in Drinking Water,* by Laurie McNeil and Joan McLean of Utah State University, and Marc Edwards and Jeffrey Parks of Virginia Polytechnic Institute and State University, Water Research Foundation, Denver, Colorado, Updated May 2012.

APPENDIX A—SURFACE WATER SAMPLE LOG SHEETS

Table A-1

Water Quality Parameter Field Measurements-June 2015
Frog Mortar Creek
Lockheed Martin, Martin State Airport, Middle River, Maryland

Location	Date	Time	pH	Specific conductance (S.C.)	Temperature (Temp.)	Turbidity	Dissolved oxygen (DO)	Salinity	Oxidation-reduction potential (ORP)	Water Depth
		24-hour units	Standard unit (S.U.)	MilliSiemens per centimeter (mS/cm)	Degrees Celsius (^{o}C)	Nephelometric turbidity unit (NTU)	Milligrams per liter (mg/L)	Percent (%)	MilliVolts (mV)	Meters (m)
EL-SW01A	6/11/2015	829	6.19	4.27	25.26	6.02	5.71	2.3	143	0.25
EL-SW01B	6/11/2015	834	6.48	4.28	25.22	8.60	5.52	2.3	153	0.85
EL-SW01C	6/11/2015	838	6.66	4.29	25.27	7.73	5.33	2.3	157	1.10
EL-SW01D	6/11/2015	841	6.72	4.26	25.28	6.81	5.34	2.3	158	1.80
MSA-SW37A	6/11/2015	1137	7.11	4.12	26.76	9.03	3.85	2.2	114	0.40
MSA-SW37B	6/11/2015	1140	7.08	4.14	26.73	8.43	4.08	2.2	125	1.10
MSA-SW37C	6/11/2015	1144	7.08	4.16	26.58	8.10	4.22	2.2	132	1.40
MSA-SW37D	6/11/2015	1148	7.14	4.22	26.49	7.30	5.14	2.2	137	2.00
MSA-SW38A	6/11/2015	1042	7.03	4.17	26.77	7.29	5.22	2.2	125	0.40
MSA-SW38B	6/11/2015	1046	7.03	4.20	26.53	6.70	4.94	2.2	133	1.25
MSA-SW38C	6/11/2015	1049	7.03	4.21	26.30	8.10	4.56	2.2	137	1.50
MSA-SW38D	6/11/2015	1053	7.04	4.25	25.88	8.15	3.81	2.2	141	1.65
MSA-SW39A	6/11/2015	852	6.83	4.33	24.95	5.98	4.58	2.3	111	0.55
MSA-SW39B	6/11/2015	857	6.82	4.36	24.93	9.23	4.44	2.3	131	1.00
MSA-SW39C	6/11/2015	901	6.84	4.40	25.06	5.69	5.27	2.3	140	1.30
MSA-SW39D	6/11/2015	906	6.84	4.43	25.23	7.90	4.84	2.4	145	1.75
MSA-SW40A	6/11/2015	1100	7.06	4.18	26.32	20.80	3.78	2.2	129	0.25
MSA-SW40B	6/11/2015	1105	7.03	4.19	25.82	7.28	3.72	2.2	137	1.45
MSA-SW40C	6/11/2015	1108	7.02	4.20	26.29	7.28	4.04	2.2	139	1.85
MSA-SW40D	6/11/2015	1111	7.04	4.23	26.40	7.96	4.14	2.2	139	2.00
MSA-SW41A	6/11/2015	1021	7.00	4.19	26.07	12.21	4.02	2.2	112	0.35
MSA-SW41B	6/11/2015	1025	6.95	4.23	26.29	5.89	3.80	2.2	129	0.85
MSA-SW41C	6/11/2015	1029	6.99	4.24	26.22	6.91	3.79	2.2	135	1.35
MSA-SW41D	6/11/2015	1033	7.01	4.26	26.26	7.38	4.00	2.3	140	1.85
MSA-SW42A	6/11/2015	1119	7.07	4.17	26.67	8.88	4.26	2.2	140	0.45
MSA-SW42B	6/11/2015	1123	7.07	4.17	26.12	8.88	4.14	2.2	143	1.00
MSA-SW42C	6/11/2015	1126	7.06	4.19	26.67	8.13	4.10	2.2	145	1.60
MSA-SW42D	6/11/2015	1130	7.07	4.22	26.59	6.57	4.04	2.2	144	1.75
MSA-SW43A	6/11/2015	955	7.00	4.22	26.08	8.11	4.47	2.2	119	0.45
MSA-SW43B	6/11/2015	958	6.98	4.25	26.03	6.44	4.91	2.3	130	1.25
MSA-SW43C	6/11/2015	1002	7.00	4.26	26.21	7.10	4.64	2.3	135	1.60
MSA-SW43D	6/11/2015	1006	7.01	4.26	25.65	7.49	4.86	2.3	142	1.85
MSA-SW44A	6/11/2015	934	7.03	4.27	25.98	7.13	4.49	2.3	123	0.35
MSA-SW44B	6/11/2015	939	7.01	4.29	25.78	7.97	4.47	2.3	135	1.25
MSA-SW44C	6/11/2015	943	7.00	4.30	25.67	7.67	4.69	2.3	142	1.50
MSA-SW44D	6/11/2015	946	6.99	4.29	25.73	7.70	4.60	2.3	145	1.85
MSA-SW45A	6/11/2015	913	6.91	4.32	25.60	7.18	4.94	2.3	137	0.42
MSA-SW45B	6/11/2015	919	6.90	4.32	25.51	6.50	4.71	2.3	145	1.20
MSA-SW45C	6/11/2015	923	6.94	4.32	25.46	6.16	4.67	2.3	149	2.05
MSA-SW45D	6/11/2015	926	6.97	4.33	25.65	7.76	4.75	2.3	151	2.20

Tetra Tech

SURFACE WATER SAMPLE LOG SHEET

Page___ of ___

Project Site Name: Frog Mortar Creek, Martin State Airport
Project No.: 112IC07335

[] Stream
[] Spring
[] Pond
[] Lake
[X] Other: Tidal creek - freshwater
[] QA Sample Type:

Sample ID No.: EL-SW01A -061115
Sample Location: EL-SW01A
Sampled By: J. Mullis/W. Pryor
C.O.C. No.:

Type of Sample:
[x] Low Concentration
[] High Concentration

SAMPLING DATA:

		Color (Visual)	pH (S.U.)	S.C. (mS/cm)	Temp. (^{0}C)	Turbidity (NTU)	DO (mg/L)	Salinity (%)	ORP mV
Date:	6/11/2015								
Time:	829								
Depth:	1 ft below water		6.19	4.27	25.26	6.02	5.71	2.3	143
Method:	Grab								

SAMPLE COLLECTION INFORMATION:

Analysis	Preservative	Container Requirements	Collected
TCL VOCs	HCL pH<2	3 - 40 mL glass vials	Yes

OBSERVATIONS / NOTES:

Water depth 0.25 meter

MAP:

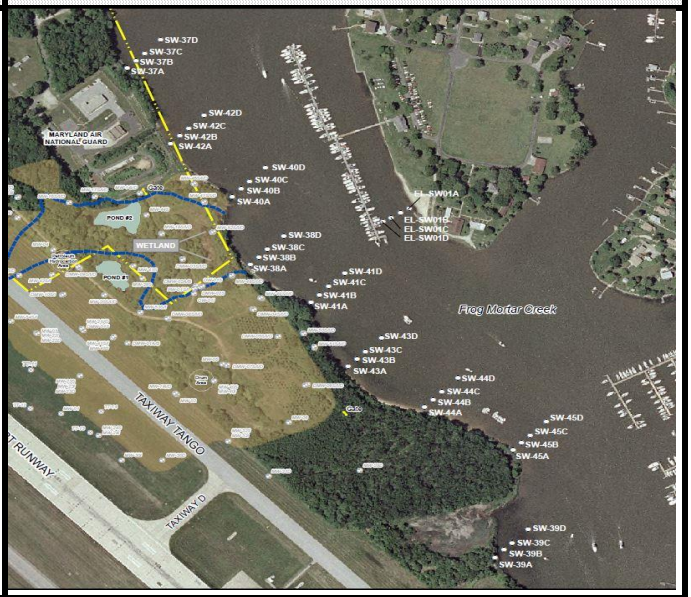

Circle if Applicable:

MS/MSD	Duplicate ID No.:

Signature(s):

Tetra Tech

SURFACE WATER SAMPLE LOG SHEET

Page___ of ___

Project Site Name: Frog Mortar Creek, Martin State Airport
Project No.: 112IC07335

[] Stream
[] Spring
[] Pond
[] Lake
[X] Other: Tidal creek - freshwater
[] QA Sample Type:

Sample ID No.: EL-SW01B -061115
Sample Location: EL-SW01B
Sampled By: J. Mullis/W. Pryor
C.O.C. No.:

Type of Sample:
[x] Low Concentration
[] High Concentration

SAMPLING DATA:

		Color (Visual)	pH (S.U.)	S.C. (mS/cm)	Temp. (^{0}C)	Turbidity (NTU)	DO (mg/L)	Salinity (%)	ORP mV
Date:	6/11/2015								
Time:	834								
Depth:	1 ft below water		6.48	4.28	25.22	8.60	5.52	2.3	153
Method:	Grab								

SAMPLE COLLECTION INFORMATION:

Analysis	Preservative	Container Requirements	Collected
TCL VOCs	HCL pH<2	3 - 40 mL glass vials	Yes

OBSERVATIONS / NOTES:

Water depth 0.85 meters

MAP:

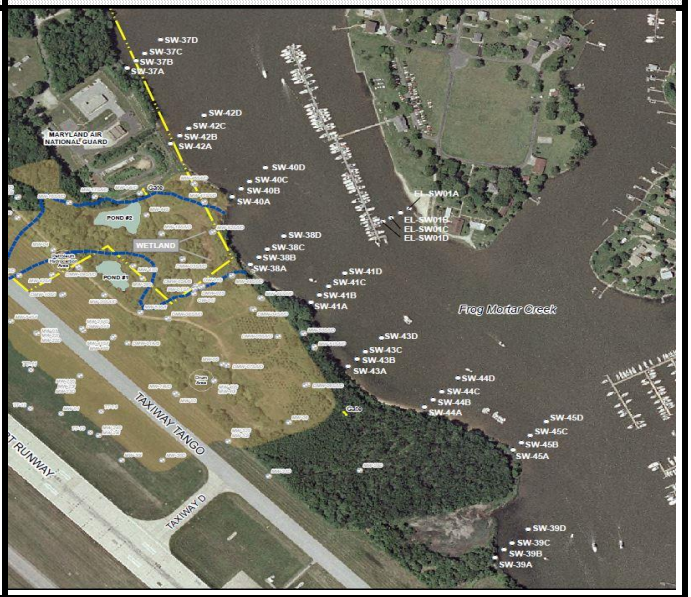

Circle if Applicable:

MS/MSD	Duplicate ID No.:

Signature(s):

Tetra Tech

SURFACE WATER SAMPLE LOG SHEET

Project Site Name: Frog Mortar Creek, Martin State Airport
Project No.: 112IC07335

[] Stream
[] Spring
[] Pond
[] Lake
[X] Other: Tidal creek - freshwater
[] QA Sample Type:

Sample ID No.: EL-SW01C -061115
Sample Location: EL-SW01C
Sampled By: J. Mullis/W. Pryor
C.O.C. No.:

Type of Sample:
[x] Low Concentration
[] High Concentration

SAMPLING DATA:

		Color (Visual)	pH (S.U.)	S.C. (mS/cm)	Temp. (^{0}C)	Turbidity (NTU)	DO (mg/L)	Salinity (%)	ORP mV
Date:	6/11/2015								
Time:	838								
Depth:	1 ft below water		6.66	4.29	25.27	7.73	5.33	2.3	157
Method:	Grab								

SAMPLE COLLECTION INFORMATION:

Analysis	Preservative	Container Requirements	Collected
TCL VOCs	HCL pH<2	3 - 40 mL glass vials	Yes

OBSERVATIONS / NOTES:

Water depth 1.10 meters

MAP:

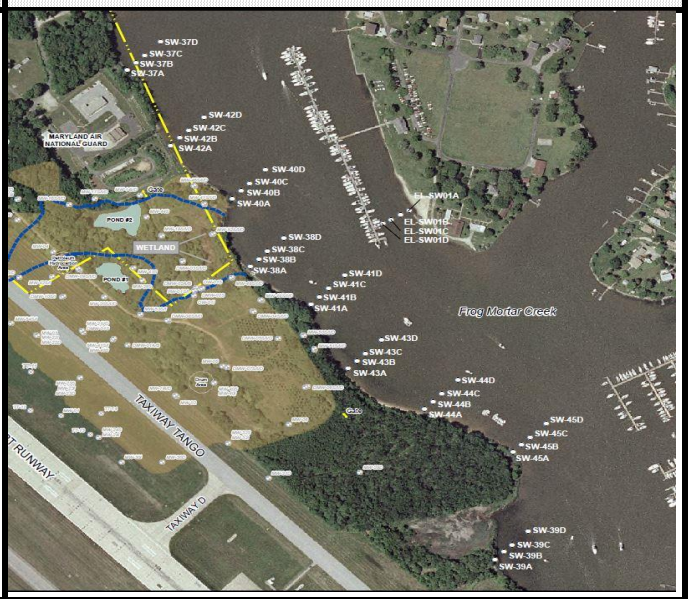

Circle if Applicable:

MS/MSD	Duplicate ID No.:

Signature(s):

Tetra Tech

SURFACE WATER SAMPLE LOG SHEET

Project Site Name: Frog Mortar Creek, Martin State Airport
Project No.: 112IC07335

[] Stream
[] Spring
[] Pond
[] Lake
[X] Other: Tidal creek - freshwater
[] QA Sample Type:

Sample ID No.: EL-SW01D -061115
Sample Location: EL-SW01D
Sampled By: J. Mullis/W. Pryor
C.O.C. No.:

Type of Sample:
[x] Low Concentration
[] High Concentration

SAMPLING DATA:

		Color	pH	S.C.	Temp.	Turbidity	DO	Salinity	ORP
Date:	6/11/2015	(Visual)	(S.U.)	(mS/cm)	(^{0}C)	(NTU)	(mg/L)	(%)	mV
Time:	841								
Depth:	1 ft below water		6.72	4.26	25.28	6.81	5.34	2.3	158
Method:	Grab								

SAMPLE COLLECTION INFORMATION:

Analysis	Preservative	Container Requirements	Collected
TCL VOCs	HCL pH<2	3 - 40 mL glass vials	Yes

OBSERVATIONS / NOTES:

Water depth 1.80 meters

MAP:

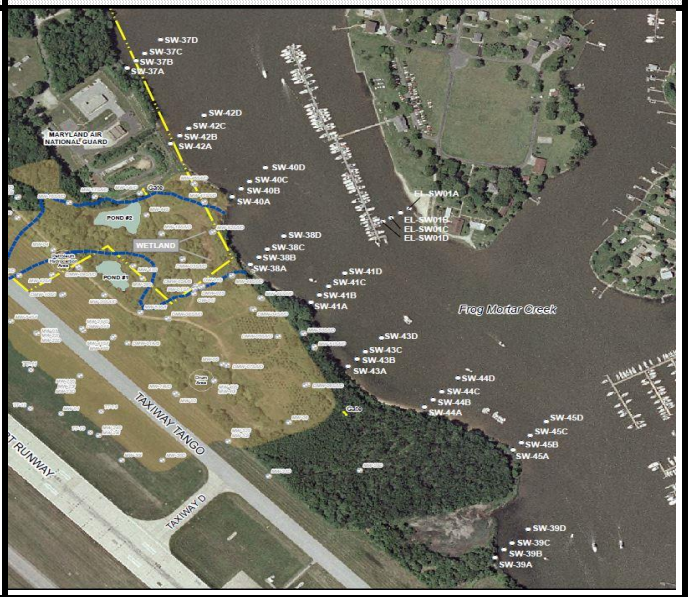

Circle if Applicable:

MS/MSD	Duplicate ID No.:

Signature(s):

Tetra Tech

SURFACE WATER SAMPLE LOG SHEET

Project Site Name: Frog Mortar Creek, Martin State Airport
Project No.: 112IC07335

[] Stream
[] Spring
[] Pond
[] Lake
[X] Other: Tidal creek - freshwater
[] QA Sample Type:

Sample ID No.: MSA-SW37A -061115
Sample Location: MSA-SW37A
Sampled By: J. Mullis/W. Pryor
C.O.C. No.:

Type of Sample:
[x] Low Concentration
[] High Concentration

SAMPLING DATA:

		Color (Visual)	pH (S.U.)	S.C. (mS/cm)	Temp. (^{0}C)	Turbidity (NTU)	DO (mg/L)	Salinity (%)	ORP mV
Date:	6/11/2015								
Time:	1137								
Depth:	1 ft below water		7.11	4.12	26.76	9.03	3.85	2.2	114
Method:	Grab								

SAMPLE COLLECTION INFORMATION:

Analysis	Preservative	Container Requirements	Collected
TCL VOCs	HCL pH<2	3 - 40 mL glass vials	Yes
Dissolved metals	HNO_3 pH<2	1 - 500 mL plastic	Yes
Hexavalent chromium	4° C	1 - 250 mL plastic	Yes

OBSERVATIONS / NOTES:

Water depth 0.40 meter

MAP:

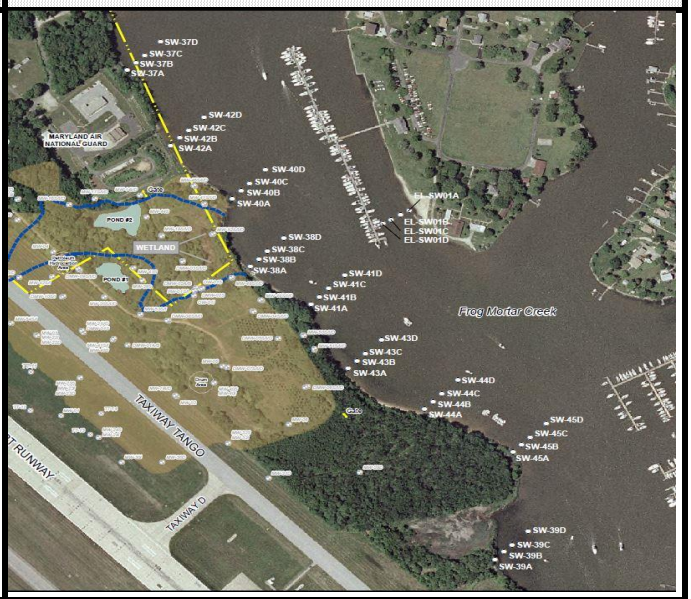

Circle if Applicable:

MS/MSD	Duplicate ID No.:

Signature(s):

Tetra Tech

SURFACE WATER SAMPLE LOG SHEET

Page___ of ___

Project Site Name: Frog Mortar Creek, Martin State Airport
Project No.: 112IC07335

[] Stream
[] Spring
[] Pond
[] Lake
[X] Other: Tidal creek - freshwater
[] QA Sample Type:

Sample ID No.: MSA-SW37B -061115
Sample Location: MSA-SW37B
Sampled By: J. Mullis/W. Pryor
C.O.C. No.:

Type of Sample:
[x] Low Concentration
[] High Concentration

SAMPLING DATA:

		Color (Visual)	pH (S.U.)	S.C. (mS/cm)	Temp. (^{0}C)	Turbidity (NTU)	DO (mg/L)	Salinity (%)	ORP mV
Date:	6/11/2015								
Time:	1140								
Depth:	1 ft below water		7.08	4.14	26.73	8.43	4.08	2.2	125
Method:	Grab								

SAMPLE COLLECTION INFORMATION:

Analysis	Preservative	Container Requirements	Collected
TCL VOCs	HCL pH<2	3 - 40 mL glass vials	Yes
Dissolved metals	HNO_3 pH<2	1 - 500 mL plastic	Yes
Hexavalent chromium	4° C	1 - 250 mL plastic	Yes

OBSERVATIONS / NOTES:

Water depth 1.10 meter

MAP:

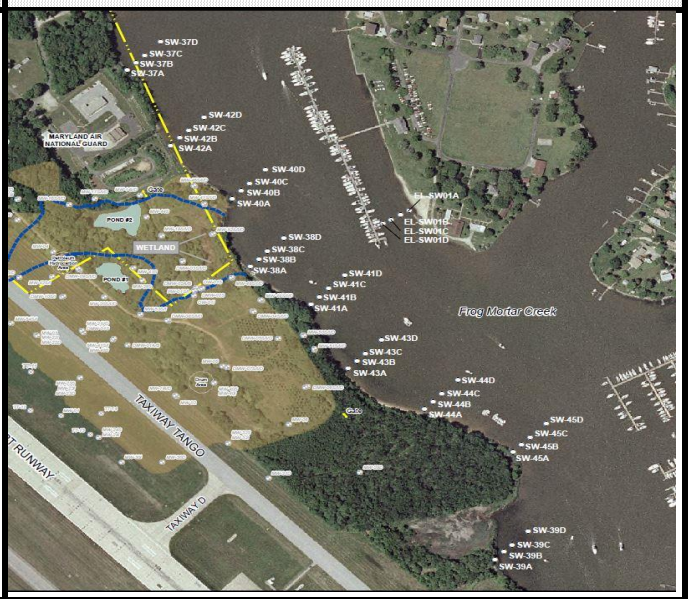

Circle if Applicable:

MS/MSD	Duplicate ID No.:

Signature(s):

Tetra Tech

SURFACE WATER SAMPLE LOG SHEET

Project Site Name: Frog Mortar Creek, Martin State Airport
Project No.: 112IC07335

[] Stream
[] Spring
[] Pond
[] Lake
[X] Other: Tidal creek - freshwater
[] QA Sample Type:

Sample ID No.: MSA-SW37C -061115
Sample Location: MSA-SW37C
Sampled By: J. Mullis/W. Pryor
C.O.C. No.:

Type of Sample:
[x] Low Concentration
[] High Concentration

SAMPLING DATA:

		Color (Visual)	pH (S.U.)	S.C. (mS/cm)	Temp. (^{0}C)	Turbidity (NTU)	DO (mg/L)	Salinity (%)	ORP mV
Date:	6/11/2015								
Time:	1144								
Depth:	1 ft below water		7.08	4.16	26.58	8.1	4.22	2.2	132
Method:	Grab								

SAMPLE COLLECTION INFORMATION:

Analysis	Preservative	Container Requirements	Collected
TCL VOCs	HCL pH<2	3 - 40 mL glass vials	Yes
Dissolved metals	HNO_3 pH<2	1 - 500 mL plastic	Yes
Hexavalent chromium	4° C	1 - 250 mL plastic	Yes

OBSERVATIONS / NOTES:

Water depth 1.40 meters

MAP:

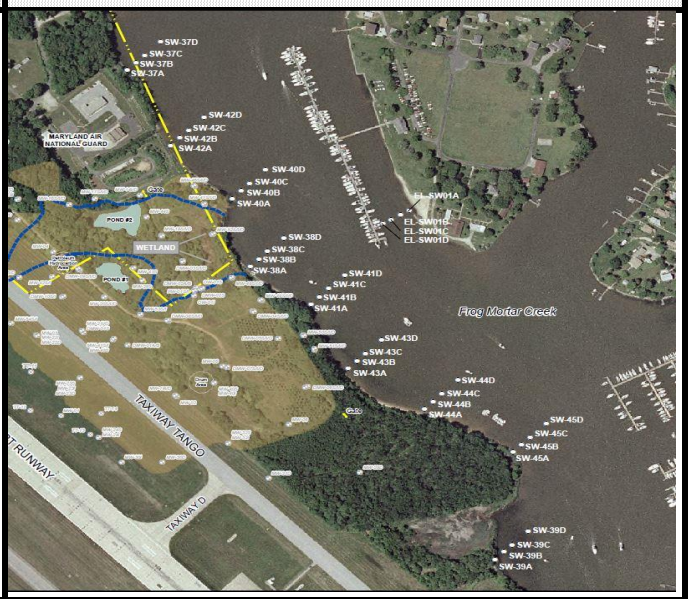

Circle if Applicable:

MS/MSD	Duplicate ID No.:

Signature(s):

Tetra Tech

SURFACE WATER SAMPLE LOG SHEET

Page___ of ___

Project Site Name: Frog Mortar Creek, Martin State Airport
Project No.: 112IC07335

[] Stream
[] Spring
[] Pond
[] Lake
[X] Other: Tidal creek - freshwater
[] QA Sample Type:

Sample ID No.: MSA-SW37D -061115
Sample Location: MSA-SW37D
Sampled By: J. Mullis/W. Pryor
C.O.C. No.:

Type of Sample:
[x] Low Concentration
[] High Concentration

SAMPLING DATA:

		Color (Visual)	pH (S.U.)	S.C. (mS/cm)	Temp. (^{0}C)	Turbidity (NTU)	DO (mg/L)	Salinity (%)	ORP mV
Date:	6/11/2015								
Time:	1148								
Depth:	1 ft below water		7.14	4.22	26.49	7.3	5.14	2.2	137
Method:	Grab								

SAMPLE COLLECTION INFORMATION:

Analysis	Preservative	Container Requirements	Collected
TCL VOCs	HCL pH<2	3 - 40 mL glass vials	Yes
Dissolved metals	HNO_3 pH<2	1 - 500 mL plastic	Yes
Hexavalent chromium	4° C	1 - 250 mL plastic	Yes

OBSERVATIONS / NOTES:

Water depth 2.00 meters

MAP:

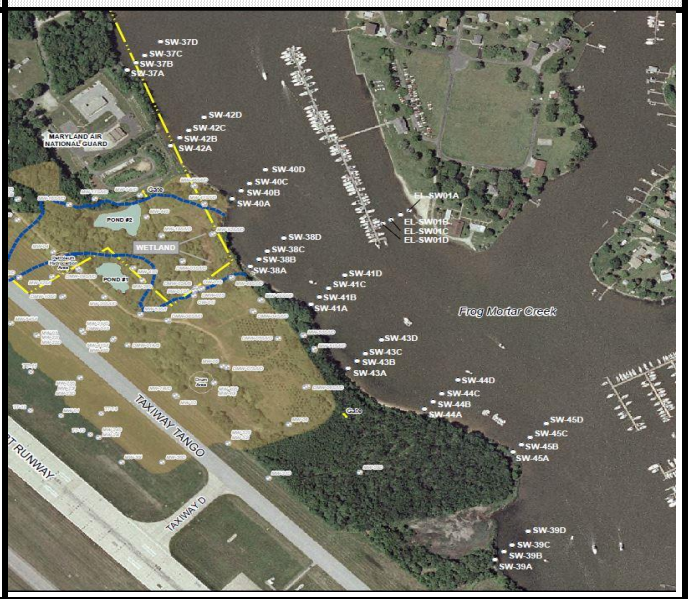

Circle if Applicable:

MS/MSD	Duplicate ID No.:

Signature(s):

Tetra Tech

SURFACE WATER SAMPLE LOG SHEET

Project Site Name: Frog Mortar Creek, Martin State Airport
Project No.: 112IC07335

[] Stream
[] Spring
[] Pond
[] Lake
[X] Other: Tidal creek - freshwater
[] QA Sample Type:

Sample ID No.: MSA-SW38A -061115
Sample Location: MSA-SW38A
Sampled By: J. Mullis/W. Pryor
C.O.C. No.:

Type of Sample:
[x] Low Concentration
[] High Concentration

SAMPLING DATA:

		Color (Visual)	pH (S.U.)	S.C. (mS/cm)	Temp. (^{0}C)	Turbidity (NTU)	DO (mg/L)	Salinity (%)	ORP mV
Date:	6/11/2015								
Time:	1042								
Depth:	1 ft below water		7.03	4.17	26.77	7.29	5.22	2.2	125
Method:	Grab								

SAMPLE COLLECTION INFORMATION:

Analysis	Preservative	Container Requirements	Collected
TCL VOCs	HCL pH<2	3 - 40 mL glass vials	Yes
Dissolved metals	HNO_3 pH<2	1 - 500 mL plastic	Yes
Hexavalent chromium	4° C	1 - 250 mL plastic	Yes

OBSERVATIONS / NOTES:

Water depth 0.40 meter

MAP:

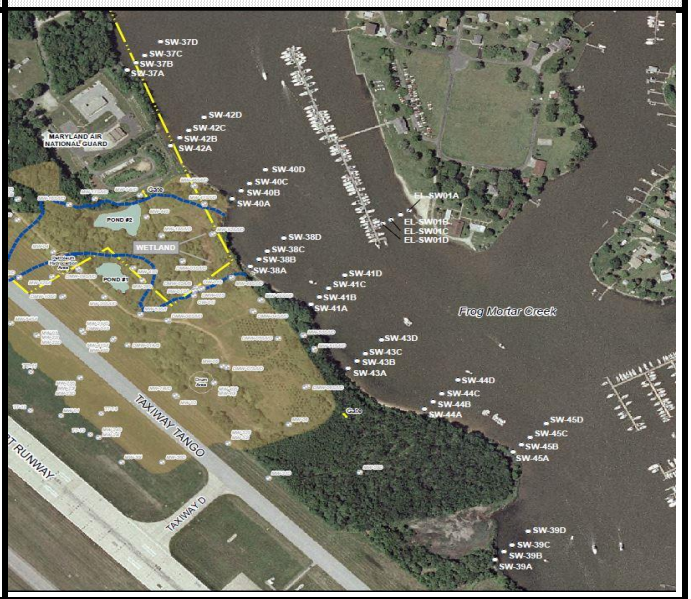

Circle if Applicable:

MS/MSD	Duplicate ID No.:

Signature(s):

Tetra Tech

SURFACE WATER SAMPLE LOG SHEET

Page___ of ___

Project Site Name: Frog Mortar Creek, Martin State Airport
Project No.: 112IC07335

[] Stream
[] Spring
[] Pond
[] Lake
[X] Other: Tidal creek - freshwater
[] QA Sample Type:

Sample ID No.: MSA-SW38B -061115
Sample Location: MSA-SW38B
Sampled By: J. Mullis/W. Pryor
C.O.C. No.:

Type of Sample:
[x] Low Concentration
[] High Concentration

SAMPLING DATA:

		Color (Visual)	pH (S.U.)	S.C. (mS/cm)	Temp. (^{0}C)	Turbidity (NTU)	DO (mg/L)	Salinity (%)	ORP mV
Date:	6/11/2015								
Time:	1046								
Depth:	1 ft below water		7.03	4.20	26.53	6.70	4.94	2.2	133
Method:	Grab								

SAMPLE COLLECTION INFORMATION:

Analysis	Preservative	Container Requirements	Collected
TCL VOCs	HCL pH<2	3 - 40 mL glass vials	Yes
Dissolved metals	HNO_3 pH<2	1 - 500 mL plastic	Yes
Hexavalent chromium	4° C	1 - 250 mL plastic	Yes

OBSERVATIONS / NOTES:

Water depth 1.25 meter

MAP:

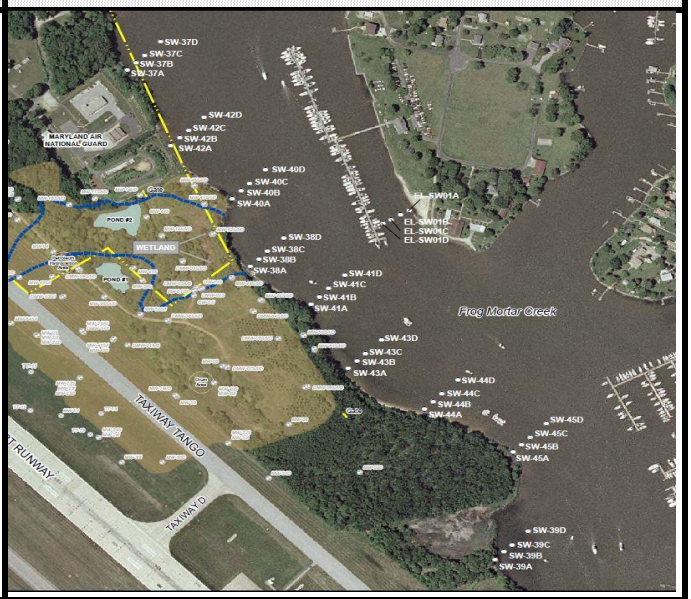

Circle if Applicable:

MS/MSD	Duplicate ID No.:

Signature(s):

Tetra Tech

SURFACE WATER SAMPLE LOG SHEET

Page___ of ___

Project Site Name: Frog Mortar Creek, Martin State Airport
Project No.: 112IC07335

[] Stream
[] Spring
[] Pond
[] Lake
[X] Other: Tidal creek - freshwater
[] QA Sample Type:

Sample ID No.: MSA-SW38C -061115
Sample Location: MSA-SW38C
Sampled By: J. Mullis/W. Pryor
C.O.C. No.:

Type of Sample:
[x] Low Concentration
[] High Concentration

SAMPLING DATA:

		Color (Visual)	pH (S.U.)	S.C. (mS/cm)	Temp. (^{0}C)	Turbidity (NTU)	DO (mg/L)	Salinity (%)	ORP mV
Date:	6/11/2015								
Time:	1049								
Depth:	1 ft below water		7.03	4.21	26.30	8.10	4.56	2.2	137
Method:	Grab								

SAMPLE COLLECTION INFORMATION:

Analysis	Preservative	Container Requirements	Collected
TCL VOCs	HCL pH<2	3 - 40 mL glass vials	Yes
Dissolved metals	HNO_3 pH<2	1 - 500 mL plastic	Yes
Hexavalent chromium	4° C	1 - 250 mL plastic	Yes

OBSERVATIONS / NOTES:

Water depth 1.50 meters

MAP:

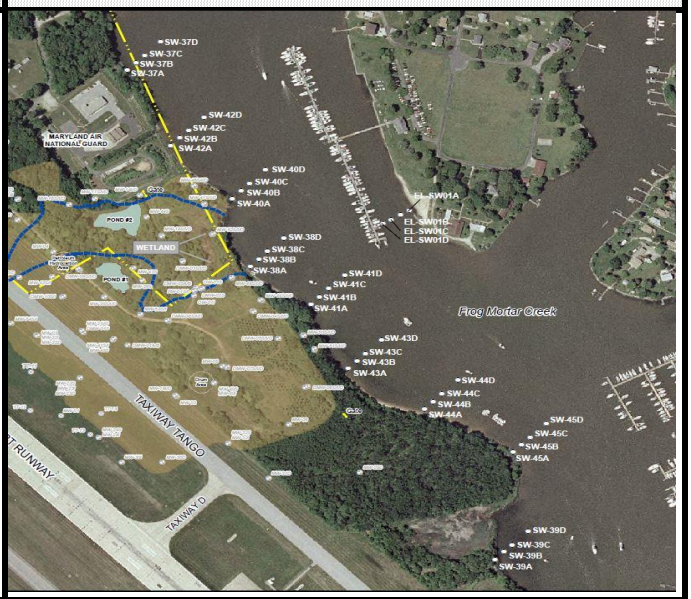

Circle if Applicable:

MS/MSD	Duplicate ID No.:

Signature(s):

Tetra Tech

SURFACE WATER SAMPLE LOG SHEET

Page___ of ___

Project Site Name: Frog Mortar Creek, Martin State Airport
Project No.: 112IC07335

[] Stream
[] Spring
[] Pond
[] Lake
[X] Other: Tidal creek - freshwater
[] QA Sample Type:

Sample ID No.: MSA-SW38D -061115
Sample Location: MSA-SW38D
Sampled By: J. Mullis/W. Pryor
C.O.C. No.:

Type of Sample:
[x] Low Concentration
[] High Concentration

SAMPLING DATA:

		Color (Visual)	pH (S.U.)	S.C. (mS/cm)	Temp. (^{0}C)	Turbidity (NTU)	DO (mg/L)	Salinity (%)	ORP mV
Date:	6/11/2015								
Time:	1053								
Depth:	1 ft below water		7.04	4.25	25.88	8.15	3.81	2.2	141
Method:	Grab								

SAMPLE COLLECTION INFORMATION:

Analysis	Preservative	Container Requirements	Collected
TCL VOCs	HCL pH<2	3 - 40 mL glass vials	Yes
Dissolved metals	HNO_3 pH<2	1 - 500 mL plastic	Yes
Hexavalent chromium	4° C	1 - 250 mL plastic	Yes

OBSERVATIONS / NOTES:

Water depth 1.65 meters

MAP:

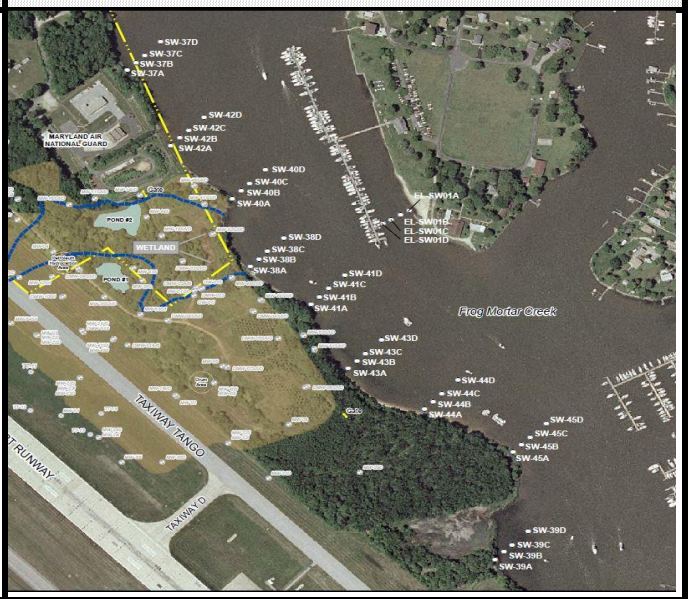

Circle if Applicable:

MS/MSD	Duplicate ID No.:

Signature(s):

Tetra Tech

SURFACE WATER SAMPLE LOG SHEET

Project Site Name: Frog Mortar Creek, Martin State Airport
Project No.: 112IC07335

[] Stream
[] Spring
[] Pond
[] Lake
[X] Other: Tidal creek - freshwater
[] QA Sample Type:

Sample ID No.: MSA-SW39A -061115
Sample Location: MSA-SW39A
Sampled By: J. Mullis/W. Pryor
C.O.C. No.:

Type of Sample:
[x] Low Concentration
[] High Concentration

SAMPLING DATA:

		Color (Visual)	pH (S.U.)	S.C. (mS/cm)	Temp. (^{0}C)	Turbidity (NTU)	DO (mg/L)	Salinity (%)	ORP mV
Date:	6/11/2015								
Time:	852								
Depth:	1 ft below water		6.83	4.33	24.95	5.98	4.58	2.3	111
Method:	Grab								

SAMPLE COLLECTION INFORMATION:

Analysis	Preservative	Container Requirements	Collected
TCL VOCs	HCL pH<2	3 - 40 mL glass vials	Yes
Dissolved metals	HNO_3 pH<2	1 - 500 mL plastic	Yes
Hexavalent chromium	4° C	1 - 250 mL plastic	Yes

OBSERVATIONS / NOTES:

Water depth 0.55 meter

MAP:

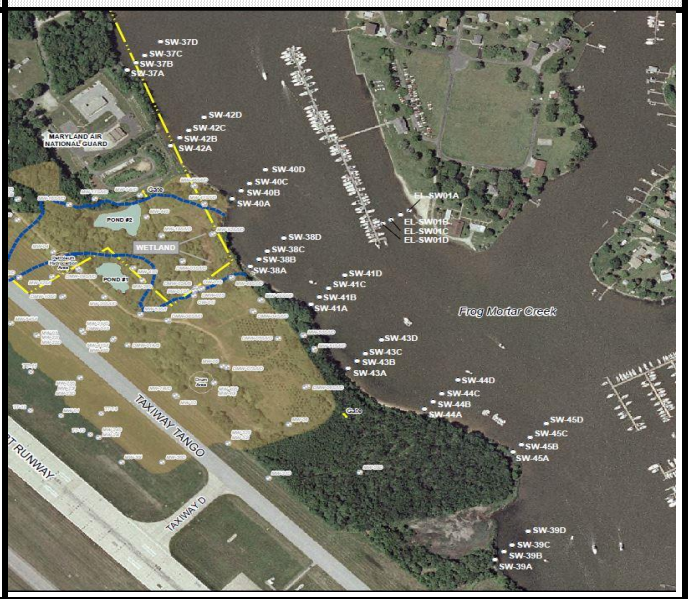

Circle if Applicable:

MS/MSD	Duplicate ID No.:

Signature(s):

Tetra Tech

SURFACE WATER SAMPLE LOG SHEET

Project Site Name: Frog Mortar Creek, Martin State Airport
Project No.: 112IC07335

[] Stream
[] Spring
[] Pond
[] Lake
[X] Other: Tidal creek - freshwater
[] QA Sample Type:

Sample ID No.: MSA-SW39B -061115
Sample Location: MSA-SW39B
Sampled By: J. Mullis/W. Pryor
C.O.C. No.:

Type of Sample:
[x] Low Concentration
[] High Concentration

SAMPLING DATA:

		Color (Visual)	pH (S.U.)	S.C. (mS/cm)	Temp. (^{0}C)	Turbidity (NTU)	DO (mg/L)	Salinity (%)	ORP mV
Date:	6/11/2015								
Time:	857								
Depth:	1 ft below water		6.82	4.36	24.93	9.23	4.44	2.3	131
Method:	Grab								

SAMPLE COLLECTION INFORMATION:

Analysis	Preservative	Container Requirements	Collected
TCL VOCs	HCL pH<2	3 - 40 mL glass vials	Yes
Dissolved metals	HNO_3 pH<2	1 - 500 mL plastic	Yes
Hexavalent chromium	4° C	1 - 250 mL plastic	Yes

OBSERVATIONS / NOTES:

Water depth 1.00 meter

MAP:

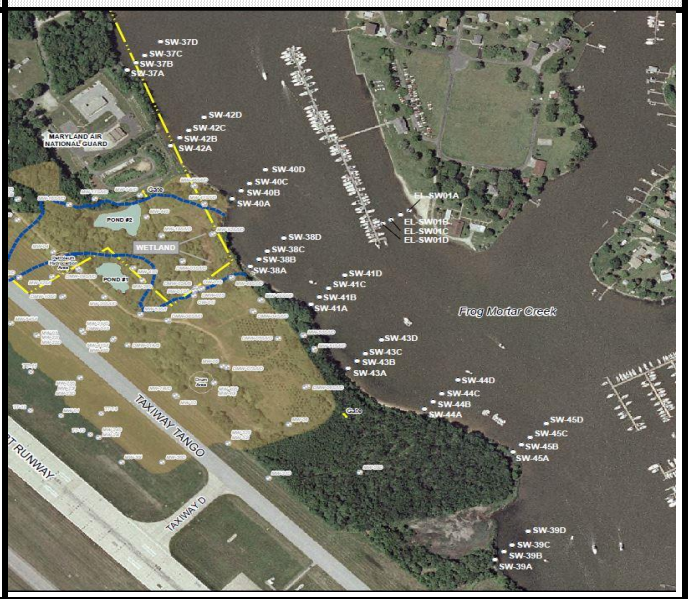

Circle if Applicable:

MS/MSD	Duplicate ID No.:

Signature(s):

Tetra Tech

SURFACE WATER SAMPLE LOG SHEET

Page___ of ___

Project Site Name: Frog Mortar Creek, Martin State Airport
Project No.: 112IC07335

[] Stream
[] Spring
[] Pond
[] Lake
[X] Other: Tidal creek - freshwater
[] QA Sample Type:

Sample ID No.: MSA-SW39C -061115
Sample Location: MSA-SW39C
Sampled By: J. Mullis/W. Pryor
C.O.C. No.:

Type of Sample:
[x] Low Concentration
[] High Concentration

SAMPLING DATA:

		Color (Visual)	pH (S.U.)	S.C. (mS/cm)	Temp. (^{0}C)	Turbidity (NTU)	DO (mg/L)	Salinity (%)	ORP mV
Date:	6/11/2015								
Time:	901								
Depth:	1 ft below water		6.84	4.40	25.06	5.69	5.27	2.3	140
Method:	Grab								

SAMPLE COLLECTION INFORMATION:

Analysis	Preservative	Container Requirements	Collected
TCL VOCs	HCL pH<2	3 - 40 mL glass vials	Yes
Dissolved metals	HNO_3 pH<2	1 - 500 mL plastic	Yes
Hexavalent chromium	4° C	1 - 250 mL plastic	Yes

OBSERVATIONS / NOTES:

Water depth 1.30 meters

MAP:

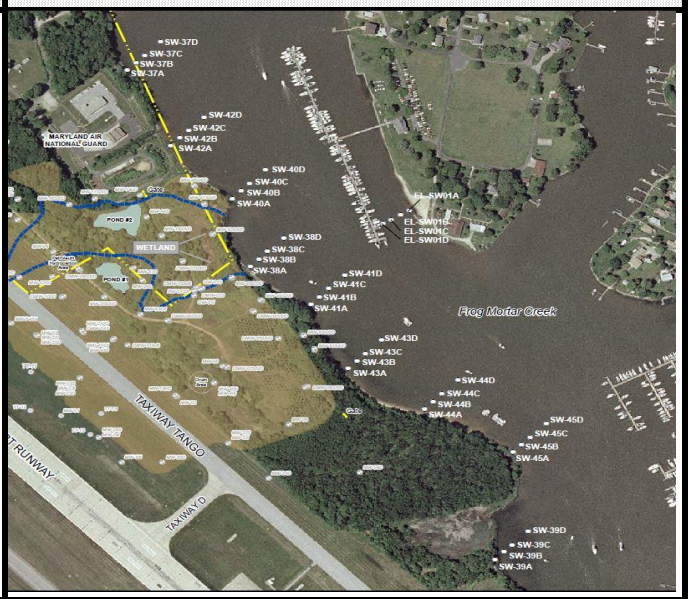

Circle if Applicable:

MS/MSD	Duplicate ID No.:

Signature(s):

Tetra Tech

SURFACE WATER SAMPLE LOG SHEET

Project Site Name: Frog Mortar Creek, Martin State Airport
Project No.: 112IC07335

[] Stream
[] Spring
[] Pond
[] Lake
[X] Other: Tidal creek - freshwater
[] QA Sample Type:

Sample ID No.: MSA-SW39D -061115
Sample Location: MSA-SW39D
Sampled By: J. Mullis/W. Pryor
C.O.C. No.:

Type of Sample:
[x] Low Concentration
[] High Concentration

SAMPLING DATA:

		Color (Visual)	pH (S.U.)	S.C. (mS/cm)	Temp. (^{0}C)	Turbidity (NTU)	DO (mg/L)	Salinity (%)	ORP mV
Date:	6/11/2015								
Time:	906								
Depth:	1 ft below water		6.84	4.40	25.23	7.90	4.84	2.4	145
Method:	Grab								

SAMPLE COLLECTION INFORMATION:

Analysis	Preservative	Container Requirements	Collected
TCL VOCs	HCL pH<2	3 - 40 mL glass vials	Yes
Dissolved metals	HNO_3 pH<2	1 - 500 mL plastic	Yes
Hexavalent chromium	4° C	1 - 250 mL plastic	Yes

OBSERVATIONS / NOTES:

Water depth 1.75 meters

MAP:

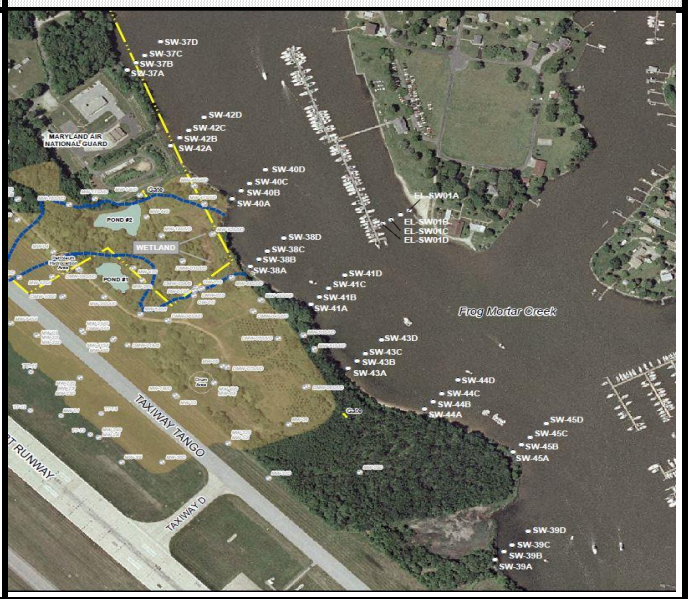

Circle if Applicable:

MS/MSD	Duplicate ID No.:

Signature(s):

Tetra Tech

SURFACE WATER SAMPLE LOG SHEET

Page___ of ___

Project Site Name: Frog Mortar Creek, Martin State Airport
Project No.: 112IC07335

[] Stream
[] Spring
[] Pond
[] Lake
[X] Other: Tidal creek - freshwater
[] QA Sample Type:

Sample ID No.: MSA-SW40A -061115
Sample Location: MSA-SW40A
Sampled By: J. Mullis/W. Pryor
C.O.C. No.:

Type of Sample:
[x] Low Concentration
[] High Concentration

SAMPLING DATA:

		Color (Visual)	pH (S.U.)	S.C. (mS/cm)	Temp. (^{0}C)	Turbidity (NTU)	DO (mg/L)	Salinity (%)	ORP mV
Date:	6/11/2015								
Time:	1100								
Depth:	1 ft below water		7.06	4.18	26.32	20.80	3.78	2.2	129
Method:	Grab								

SAMPLE COLLECTION INFORMATION:

Analysis	Preservative	Container Requirements	Collected
TCL VOCs	HCL pH<2	3 - 40 mL glass vials	Yes
Dissolved metals	HNO_3 pH<2	1 - 500 mL plastic	Yes
Hexavalent chromium	4° C	1 - 250 mL plastic	Yes

OBSERVATIONS / NOTES:

Water depth 0.25 meter

MAP:

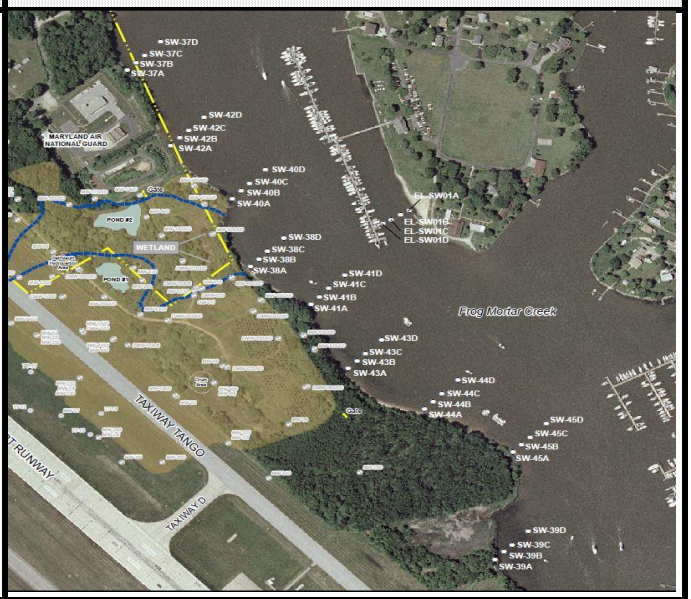

Circle if Applicable:

MS/MSD	Duplicate ID No.:

Signature(s):

Tetra Tech

SURFACE WATER SAMPLE LOG SHEET

Project Site Name: Frog Mortar Creek, Martin State Airport
Project No.: 112IC07335

[] Stream
[] Spring
[] Pond
[] Lake
[X] Other: Tidal creek - freshwater
[] QA Sample Type:

Sample ID No.: MSA-SW40B -061115
Sample Location: MSA-SW40B
Sampled By: J. Mullis/W. Pryor
C.O.C. No.:

Type of Sample:
[x] Low Concentration
[] High Concentration

SAMPLING DATA:

		Color (Visual)	pH (S.U.)	S.C. (mS/cm)	Temp. (^{0}C)	Turbidity (NTU)	DO (mg/L)	Salinity (%)	ORP mV
Date:	6/11/2015								
Time:	1105								
Depth:	1 ft below water		7.03	4.19	25.82	7.28	3.72	2.2	137
Method:	Grab								

SAMPLE COLLECTION INFORMATION:

Analysis	Preservative	Container Requirements	Collected
TCL VOCs	HCL pH<2	3 - 40 mL glass vials	Yes
Dissolved metals	HNO_3 pH<2	1 - 500 mL plastic	Yes
Hexavalent chromium	4° C	1 - 250 mL plastic	Yes

OBSERVATIONS / NOTES:

Water depth 1.45 meter

MAP:

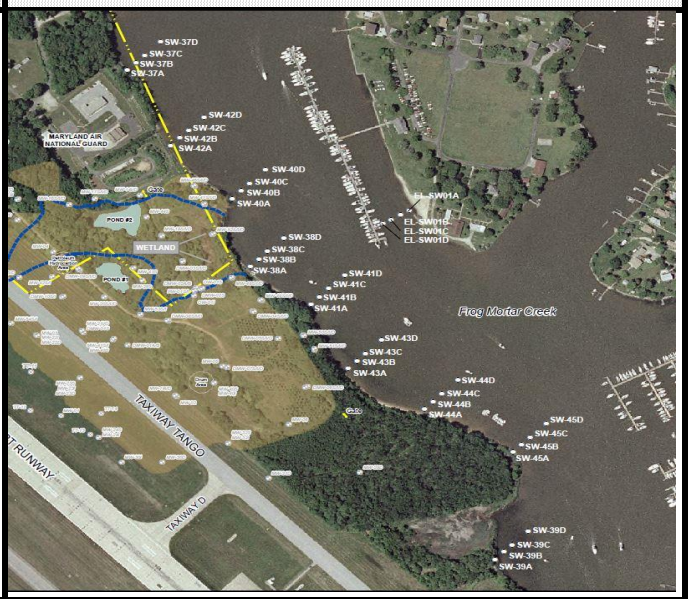

Circle if Applicable:

MS/MSD	Duplicate ID No.:

Signature(s):

Tetra Tech

SURFACE WATER SAMPLE LOG SHEET

Project Site Name: Frog Mortar Creek, Martin State Airport
Project No.: 112IC07335

[] Stream
[] Spring
[] Pond
[] Lake
[X] Other: Tidal creek - freshwater
[] QA Sample Type:

Sample ID No.: MSA-SW40C -061115
Sample Location: MSA-SW40C
Sampled By: J. Mullis/W. Pryor
C.O.C. No.:

Type of Sample:
[x] Low Concentration
[] High Concentration

SAMPLING DATA:

		Color (Visual)	pH (S.U.)	S.C. (mS/cm)	Temp. (^{0}C)	Turbidity (NTU)	DO (mg/L)	Salinity (%)	ORP mV
Date:	6/11/2015								
Time:	1108								
Depth:	1 ft below water		7.02	4.20	26.29	7.28	4.04	2.2	139
Method:	Grab								

SAMPLE COLLECTION INFORMATION:

Analysis	Preservative	Container Requirements	Collected
TCL VOCs	HCL pH<2	3 - 40 mL glass vials	Yes
Dissolved metals	HNO_3 pH<2	1 - 500 mL plastic	Yes
Hexavalent chromium	4° C	1 - 250 mL plastic	Yes

OBSERVATIONS / NOTES:

Water depth 1.85 meters

MAP:

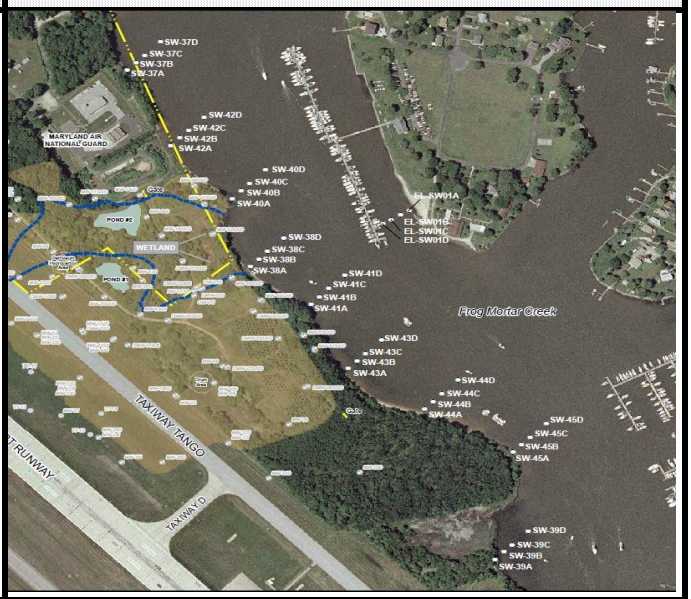

Circle if Applicable:

MS/MSD	Duplicate ID No.:

Signature(s):

Tetra Tech

SURFACE WATER SAMPLE LOG SHEET

Project Site Name: Frog Mortar Creek, Martin State Airport
Project No.: 112IC07335

[] Stream
[] Spring
[] Pond
[] Lake
[X] Other: Tidal creek - freshwater
[] QA Sample Type:

Sample ID No.: MSA-SW40D -061115
Sample Location: MSA-SW40D
Sampled By: J. Mullis/W. Pryor
C.O.C. No.:

Type of Sample:
[x] Low Concentration
[] High Concentration

SAMPLING DATA:

		Color (Visual)	pH (S.U.)	S.C. (mS/cm)	Temp. (^{0}C)	Turbidity (NTU)	DO (mg/L)	Salinity (%)	ORP mV
Date:	6/11/2015								
Time:	1111								
Depth:	1 ft below water		7.04	4.23	26.40	7.96	4.14	2.2	139
Method:	Grab								

SAMPLE COLLECTION INFORMATION:

Analysis	Preservative	Container Requirements	Collected
TCL VOCs	HCL pH<2	3 - 40 mL glass vials	Yes
Dissolved metals	HNO_3 pH<2	1 - 500 mL plastic	Yes
Hexavalent chromium	4° C	1 - 250 mL plastic	Yes

OBSERVATIONS / NOTES:

Water depth 2.00 meters

MAP:

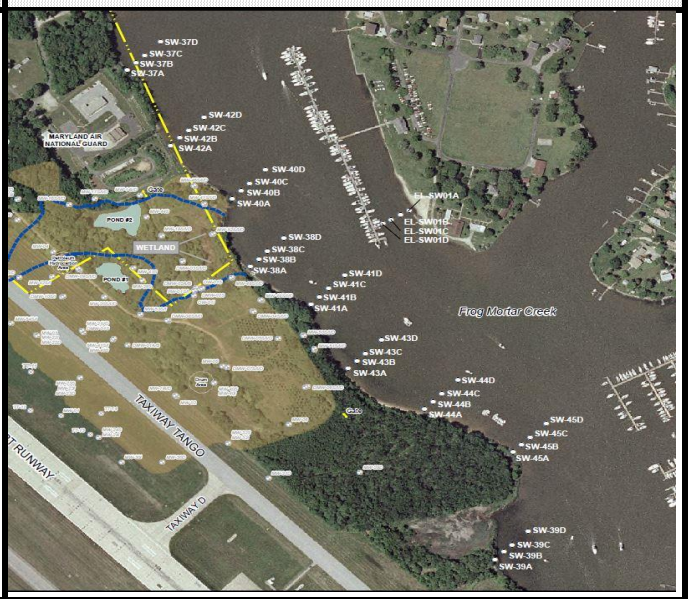

Circle if Applicable:

MS/MSD	Duplicate ID No.:

Signature(s):

Tetra Tech

SURFACE WATER SAMPLE LOG SHEET

Project Site Name: Frog Mortar Creek, Martin State Airport
Project No.: 112IC07335

[] Stream
[] Spring
[] Pond
[] Lake
[X] Other: Tidal creek - freshwater
[] QA Sample Type:

Sample ID No.: MSA-SW41A -061115
Sample Location: MSA-SW41A
Sampled By: J. Mullis/W. Pryor
C.O.C. No.:

Type of Sample:
[x] Low Concentration
[] High Concentration

SAMPLING DATA:

		Color (Visual)	pH (S.U.)	S.C. (mS/cm)	Temp. (^{0}C)	Turbidity (NTU)	DO (mg/L)	Salinity (%)	ORP mV
Date:	6/11/2015								
Time:	1021								
Depth:	1 ft below water		7.00	4.19	26.07	12.21	4.02	2.2	112
Method:	Grab								

SAMPLE COLLECTION INFORMATION:

Analysis	Preservative	Container Requirements	Collected
TCL VOCs	HCL pH<2	3 - 40 mL glass vials	Yes
Dissolved metals	HNO_3 pH<2	1 - 500 mL plastic	Yes
Hexavalent chromium	4° C	1 - 250 mL plastic	Yes

OBSERVATIONS / NOTES:

Water depth 0.35 meter

MAP:

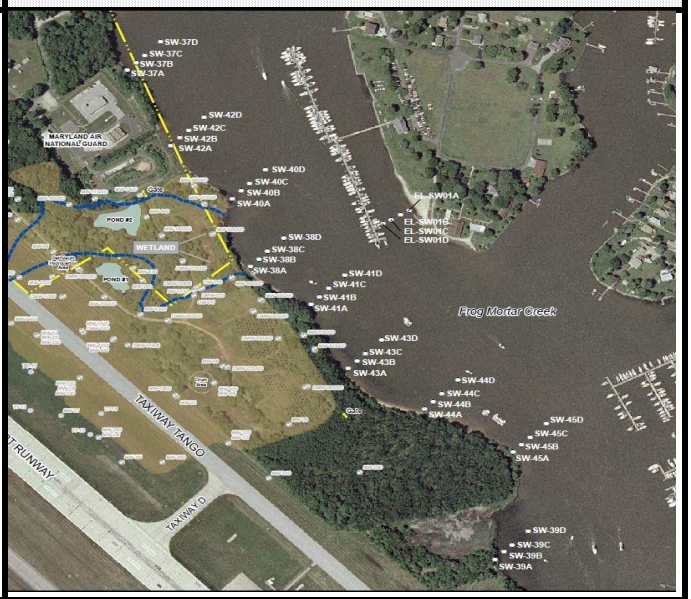

Circle if Applicable:

MS/MSD	Duplicate ID No.:

Signature(s):

Tetra Tech

SURFACE WATER SAMPLE LOG SHEET

Project Site Name: Frog Mortar Creek, Martin State Airport
Project No.: 112IC07335

[] Stream
[] Spring
[] Pond
[] Lake
[X] Other: Tidal creek - freshwater
[] QA Sample Type:

Sample ID No.: MSA-SW41B -061115
Sample Location: MSA-SW41B
Sampled By: J. Mullis/W. Pryor
C.O.C. No.:

Type of Sample:
[x] Low Concentration
[] High Concentration

SAMPLING DATA:

		Color (Visual)	pH (S.U.)	S.C. (mS/cm)	Temp. (^{0}C)	Turbidity (NTU)	DO (mg/L)	Salinity (%)	ORP mV
Date:	6/11/2015								
Time:	1025								
Depth:	1 ft below water		6.95	4.23	26.29	5.89	3.80	2.2	129
Method:	Grab								

SAMPLE COLLECTION INFORMATION:

Analysis	Preservative	Container Requirements	Collected
TCL VOCs	HCL pH<2	3 - 40 mL glass vials	Yes
Dissolved metals	HNO_3 pH<2	1 - 500 mL plastic	Yes
Hexavalent chromium	4° C	1 - 250 mL plastic	Yes

OBSERVATIONS / NOTES:

Water depth 0.85 meter

MAP:

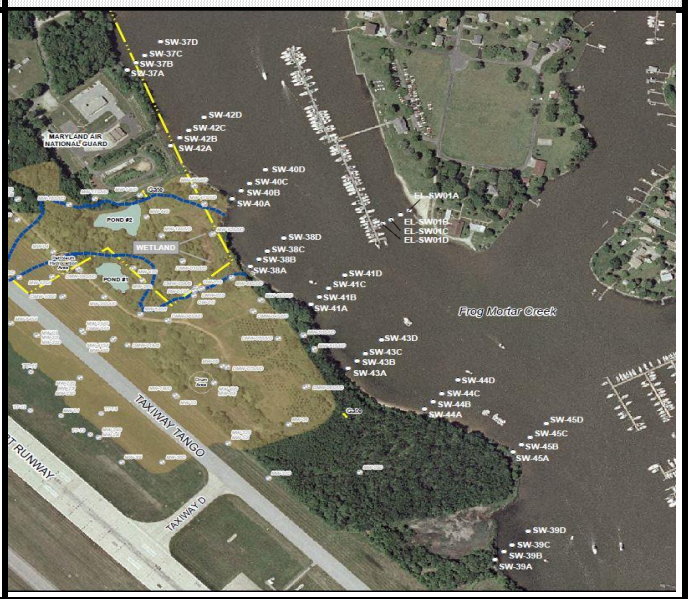

Circle if Applicable:

MS/MSD	Duplicate ID No.:

Signature(s):

Tetra Tech

SURFACE WATER SAMPLE LOG SHEET

Project Site Name: Frog Mortar Creek, Martin State Airport
Project No.: 112IC07335

[] Stream
[] Spring
[] Pond
[] Lake
[X] Other: Tidal creek - freshwater
[] QA Sample Type:

Sample ID No.: MSA-SW41C -061115
Sample Location: MSA-SW41C
Sampled By: J. Mullis/W. Pryor
C.O.C. No.:

Type of Sample:
[x] Low Concentration
[] High Concentration

SAMPLING DATA:

		Color (Visual)	pH (S.U.)	S.C. (mS/cm)	Temp. (^{0}C)	Turbidity (NTU)	DO (mg/L)	Salinity (%)	ORP mV
Date:	6/11/2015								
Time:	1029								
Depth:	1 ft below water		6.99	4.24	26.22	6.91	3.79	2.2	135
Method:	Grab								

SAMPLE COLLECTION INFORMATION:

Analysis	Preservative	Container Requirements	Collected
TCL VOCs	HCL pH<2	3 - 40 mL glass vials	Yes
Dissolved metals	HNO_3 pH<2	1 - 500 mL plastic	Yes
Hexavalent chromium	4° C	1 - 250 mL plastic	Yes

OBSERVATIONS / NOTES:

Water depth 1.35 meters

MAP:

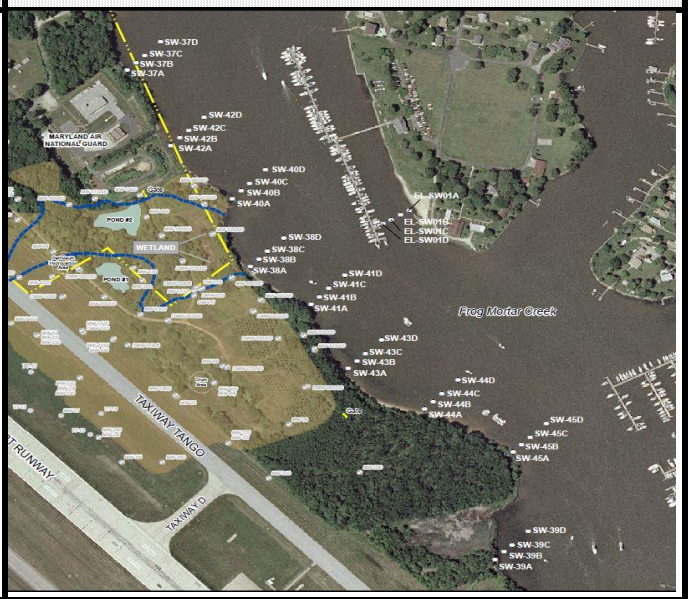

Circle if Applicable:

MS/MSD	Duplicate ID No.:

Signature(s):

Tetra Tech

SURFACE WATER SAMPLE LOG SHEET

Project Site Name: Frog Mortar Creek, Martin State Airport
Project No.: 112IC07335

[] Stream
[] Spring
[] Pond
[] Lake
[X] Other: Tidal creek - freshwater
[] QA Sample Type:

Sample ID No.: MSA-SW41D -061115
Sample Location: MSA-SW41D
Sampled By: J. Mullis/W. Pryor
C.O.C. No.:

Type of Sample:
[x] Low Concentration
[] High Concentration

SAMPLING DATA:

		Color (Visual)	pH (S.U.)	S.C. (mS/cm)	Temp. (^{0}C)	Turbidity (NTU)	DO (mg/L)	Salinity (%)	ORP mV
Date:	6/11/2015								
Time:	1033								
Depth:	1 ft below water		7.01	4.26	26.26	7.38	4.00	2.3	140
Method:	Grab								

SAMPLE COLLECTION INFORMATION:

Analysis	Preservative	Container Requirements	Collected
TCL VOCs	HCL pH<2	3 - 40 mL glass vials	Yes
Dissolved metals	HNO_3 pH<2	1 - 500 mL plastic	Yes
Hexavalent chromium	4° C	1 - 250 mL plastic	Yes

OBSERVATIONS / NOTES:

Water depth 1.85 meters

MAP:

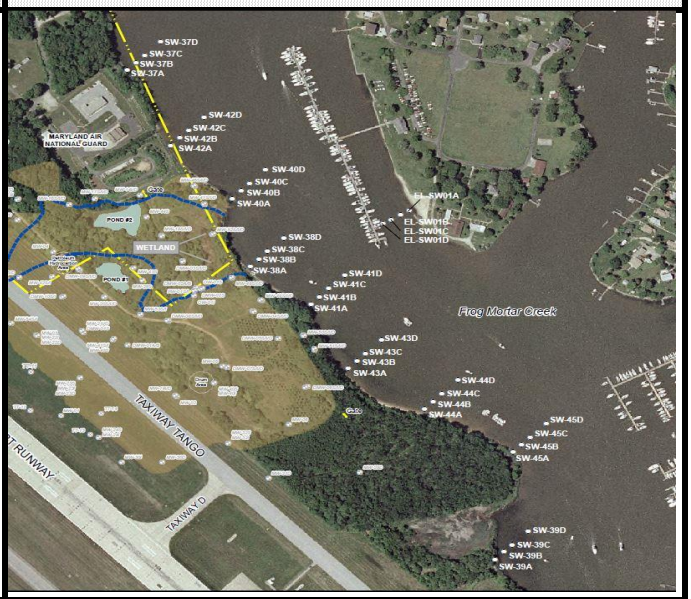

Circle if Applicable:

MS/MSD	Duplicate ID No.:

Signature(s):

Tetra Tech

SURFACE WATER SAMPLE LOG SHEET

Page___ of ___

Project Site Name: Frog Mortar Creek, Martin State Airport
Project No.: 112IC07335

[] Stream
[] Spring
[] Pond
[] Lake
[X] Other: Tidal creek - freshwater
[] QA Sample Type:

Sample ID No.: MSA-SW42A -061115
Sample Location: MSA-SW42A
Sampled By: J. Mullis/W. Pryor
C.O.C. No.:

Type of Sample:
[x] Low Concentration
[] High Concentration

SAMPLING DATA:

		Color (Visual)	pH (S.U.)	S.C. (mS/cm)	Temp. (^{0}C)	Turbidity (NTU)	DO (mg/L)	Salinity (%)	ORP mV
Date:	6/11/2015								
Time:	1119								
Depth:	1 ft below water		7.07	4.17	26.67	8.88	4.26	2.2	140
Method:	Grab								

SAMPLE COLLECTION INFORMATION:

Analysis	Preservative	Container Requirements	Collected
TCL VOCs	HCL pH<2	3 - 40 mL glass vials	Yes
Dissolved metals	HNO_3 pH<2	1 - 500 mL plastic	Yes
Hexavalent chromium	4° C	1 - 250 mL plastic	Yes

OBSERVATIONS / NOTES:

Water depth 0.45 meter

MAP:

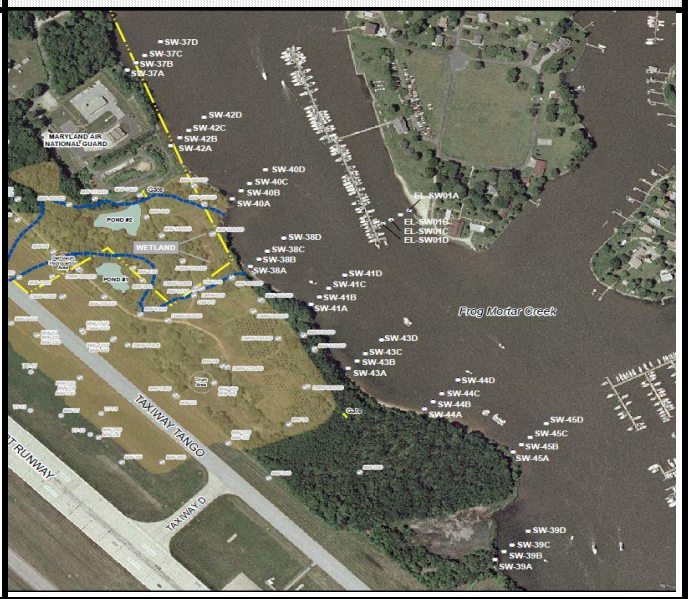

Circle if Applicable:

MS/MSD	Duplicate ID No.:

Signature(s):

Tetra Tech

SURFACE WATER SAMPLE LOG SHEET

Page___ of ___

Project Site Name: Frog Mortar Creek, Martin State Airport
Project No.: 112IC07335

[] Stream
[] Spring
[] Pond
[] Lake
[X] Other: Tidal creek - freshwater
[] QA Sample Type:

Sample ID No.: MSA-SW42B -061115
Sample Location: MSA-SW42B
Sampled By: J. Mullis/W. Pryor
C.O.C. No.:

Type of Sample:
[x] Low Concentration
[] High Concentration

SAMPLING DATA:

		Color (Visual)	pH (S.U.)	S.C. (mS/cm)	Temp. (^{0}C)	Turbidity (NTU)	DO (mg/L)	Salinity (%)	ORP mV
Date:	6/11/2015								
Time:	1123								
Depth:	1 ft below water		7.07	4.17	26.12	8.88	4.14	2.2	143
Method:	Grab								

SAMPLE COLLECTION INFORMATION:

Analysis	Preservative	Container Requirements	Collected
TCL VOCs	HCL pH<2	3 - 40 mL glass vials	Yes
Dissolved metals	HNO_3 pH<2	1 - 500 mL plastic	Yes
Hexavalent chromium	4° C	1 - 250 mL plastic	Yes

OBSERVATIONS / NOTES:

Water depth 1.00 meter

MAP:

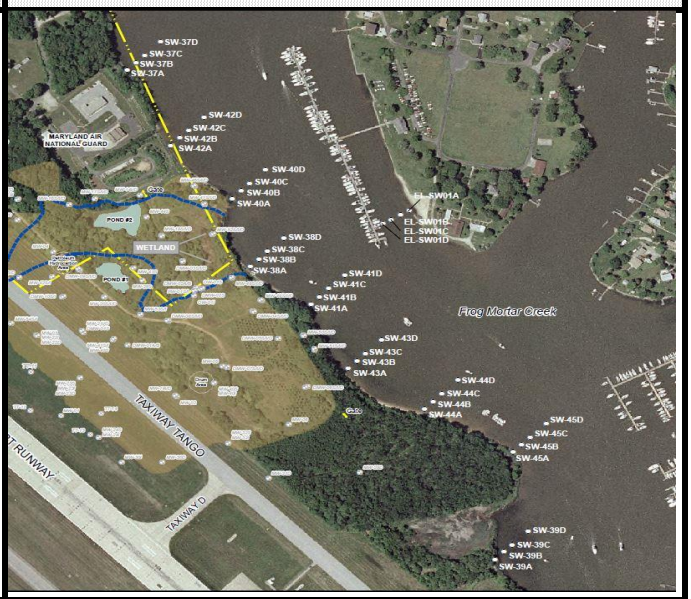

Circle if Applicable:

MS/MSD	Duplicate ID No.:

Signature(s):

Tetra Tech

SURFACE WATER SAMPLE LOG SHEET

Project Site Name: Frog Mortar Creek, Martin State Airport
Project No.: 112IC07335

[] Stream
[] Spring
[] Pond
[] Lake
[X] Other: Tidal creek - freshwater
[] QA Sample Type:

Sample ID No.: MSA-SW42C -061115
Sample Location: MSA-SW42C
Sampled By: J. Mullis/W. Pryor
C.O.C. No.:

Type of Sample:
[x] Low Concentration
[] High Concentration

SAMPLING DATA:

		Color (Visual)	pH (S.U.)	S.C. (mS/cm)	Temp. (^{0}C)	Turbidity (NTU)	DO (mg/L)	Salinity (%)	ORP mV
Date:	6/11/2015								
Time:	1126								
Depth:	1 ft below water		7.06	4.19	26.67	8.13	4.10	2.2	145
Method:	Grab								

SAMPLE COLLECTION INFORMATION:

Analysis	Preservative	Container Requirements	Collected
TCL VOCs	HCL pH<2	3 - 40 mL glass vials	Yes
Dissolved metals	HNO_3 pH<2	1 - 500 mL plastic	Yes
Hexavalent chromium	4° C	1 - 250 mL plastic	Yes

OBSERVATIONS / NOTES:

Water depth 1.60 meters

MAP:

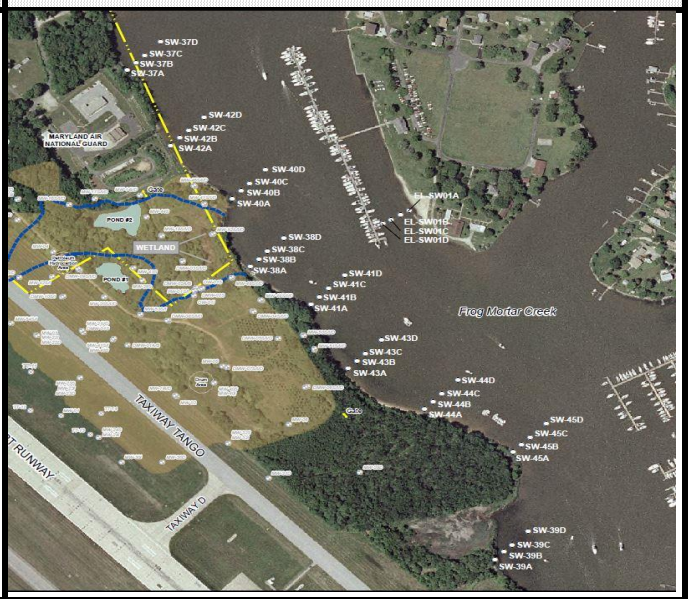

Circle if Applicable:

MS/MSD	Duplicate ID No.:

Signature(s):

Tetra Tech

SURFACE WATER SAMPLE LOG SHEET

Page___ of ___

Project Site Name: Frog Mortar Creek, Martin State Airport
Project No.: 112IC07335

[] Stream
[] Spring
[] Pond
[] Lake
[X] Other: Tidal creek - freshwater
[] QA Sample Type:

Sample ID No.: MSA-SW42D -061115
Sample Location: MSA-SW42D
Sampled By: J. Mullis/W. Pryor
C.O.C. No.:

Type of Sample:
[x] Low Concentration
[] High Concentration

SAMPLING DATA:

		Color (Visual)	pH (S.U.)	S.C. (mS/cm)	Temp. (^{0}C)	Turbidity (NTU)	DO (mg/L)	Salinity (%)	ORP mV
Date:	6/11/2015								
Time:	1130								
Depth:	1 ft below water		7.07	4.22	26.59	6.57	4.04	2.2	144
Method:	Grab								

SAMPLE COLLECTION INFORMATION:

Analysis	Preservative	Container Requirements	Collected
TCL VOCs	HCL pH<2	3 - 40 mL glass vials	Yes
Dissolved metals	HNO_3 pH<2	1 - 500 mL plastic	Yes
Hexavalent chromium	4° C	1 - 250 mL plastic	Yes

OBSERVATIONS / NOTES:

Water depth 1.75 meters

MAP:

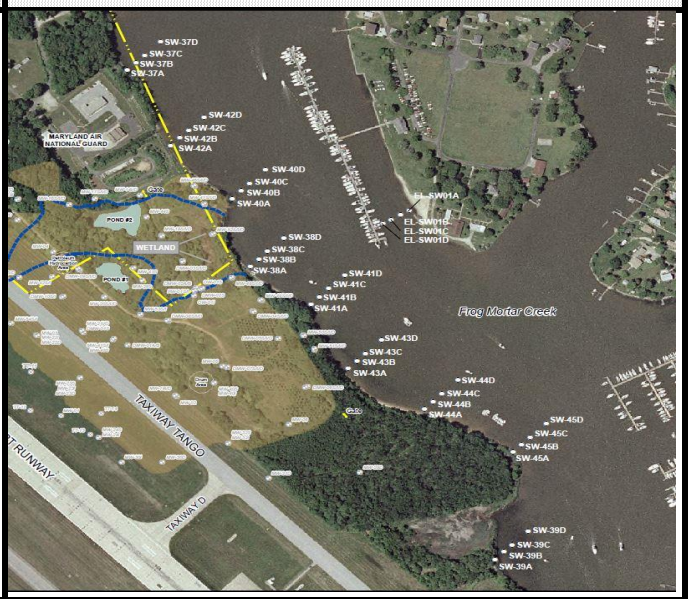

Circle if Applicable:

MS/MSD	Duplicate ID No.:

Signature(s):

Tetra Tech

SURFACE WATER SAMPLE LOG SHEET

Page___ of ___

Project Site Name: Frog Mortar Creek, Martin State Airport
Project No.: 112IC07335

[] Stream
[] Spring
[] Pond
[] Lake
[X] Other: Tidal creek - freshwater
[] QA Sample Type:

Sample ID No.: MSA-SW43A -061115
Sample Location: MSA-SW43A
Sampled By: J. Mullis/W. Pryor
C.O.C. No.:

Type of Sample:
[x] Low Concentration
[] High Concentration

SAMPLING DATA:

		Color (Visual)	pH (S.U.)	S.C. (mS/cm)	Temp. (^{0}C)	Turbidity (NTU)	DO (mg/L)	Salinity (%)	ORP mV
Date:	6/11/2015								
Time:	955								
Depth:	1 ft below water		7.00	4.22	26.08	8.11	4.47	2.2	119
Method:	Grab								

SAMPLE COLLECTION INFORMATION:

Analysis	Preservative	Container Requirements	Collected
TCL VOCs	HCL pH<2	3 - 40 mL glass vials	Yes
Dissolved metals	HNO_3 pH<2	1 - 500 mL plastic	Yes
Hexavalent chromium	4° C	1 - 250 mL plastic	Yes

OBSERVATIONS / NOTES:

Water depth 0.45 meter

MAP:

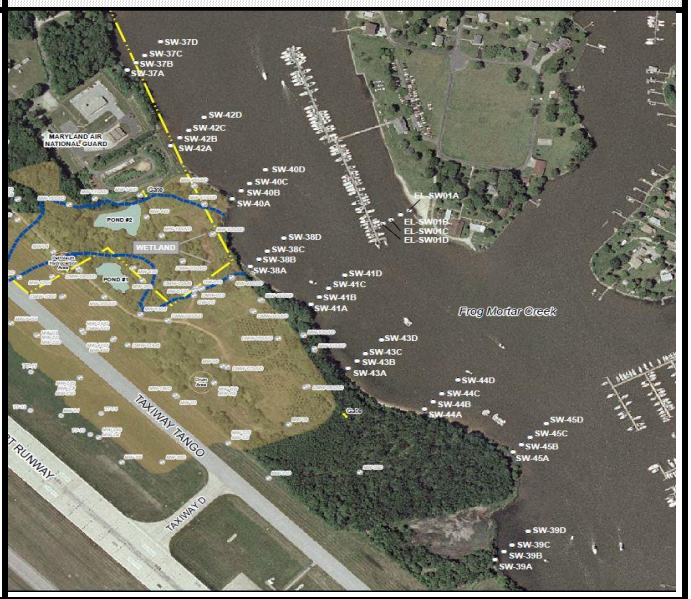

Circle if Applicable:

MS/MSD	Duplicate ID No.:

Signature(s):

Tetra Tech

SURFACE WATER SAMPLE LOG SHEET

Page___ of ___

Project Site Name: Frog Mortar Creek, Martin State Airport
Project No.: 112IC07335

[] Stream
[] Spring
[] Pond
[] Lake
[X] Other: Tidal creek - freshwater
[] QA Sample Type:

Sample ID No.: MSA-SW43B -061115
Sample Location: MSA-SW43B
Sampled By: J. Mullis/W. Pryor
C.O.C. No.:

Type of Sample:
[x] Low Concentration
[] High Concentration

SAMPLING DATA:

		Color (Visual)	pH (S.U.)	S.C. (mS/cm)	Temp. (^{0}C)	Turbidity (NTU)	DO (mg/L)	Salinity (%)	ORP mV
Date:	6/11/2015								
Time:	958								
Depth:	1 ft below water		6.98	4.25	26.03	6.44	4.91	2.3	130
Method:	Grab								

SAMPLE COLLECTION INFORMATION:

Analysis	Preservative	Container Requirements	Collected
TCL VOCs	HCL pH<2	3 - 40 mL glass vials	Yes
Dissolved metals	HNO_3 pH<2	1 - 500 mL plastic	Yes
Hexavalent chromium	4° C	1 - 250 mL plastic	Yes

OBSERVATIONS / NOTES:

Water depth 1.25 meter

MAP:

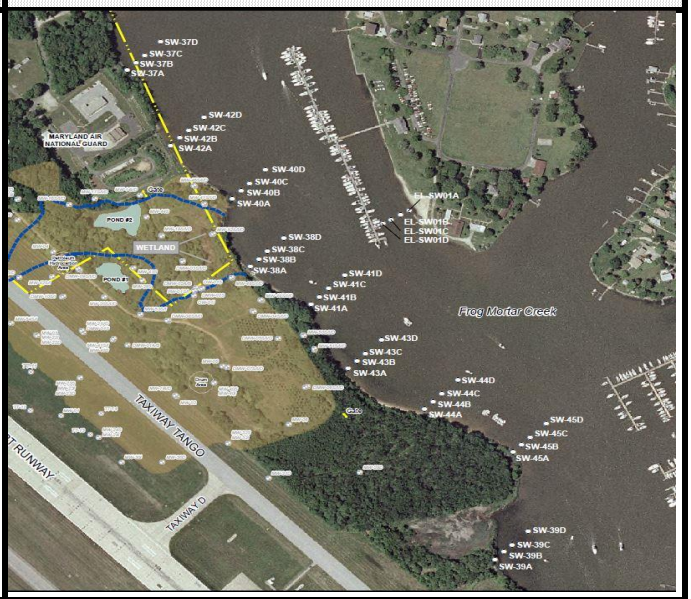

Circle if Applicable:

MS/MSD	Duplicate ID No.:

Signature(s):

Tetra Tech

SURFACE WATER SAMPLE LOG SHEET

Page___ of ___

Project Site Name: Frog Mortar Creek, Martin State Airport
Project No.: 112IC07335

[] Stream
[] Spring
[] Pond
[] Lake
[X] Other: Tidal creek - freshwater
[] QA Sample Type:

Sample ID No.: MSA-SW43C -061115
Sample Location: MSA-SW43C
Sampled By: J. Mullis/W. Pryor
C.O.C. No.:

Type of Sample:
[x] Low Concentration
[] High Concentration

SAMPLING DATA:

		Color (Visual)	pH (S.U.)	S.C. (mS/cm)	Temp. (^{0}C)	Turbidity (NTU)	DO (mg/L)	Salinity (%)	ORP mV
Date:	6/11/2015								
Time:	1002								
Depth:	1 ft below water		7.00	4.26	26.21	7.10	4.64	2.30	135
Method:	Grab								

SAMPLE COLLECTION INFORMATION:

Analysis	Preservative	Container Requirements	Collected
TCL VOCs	HCL pH<2	3 - 40 mL glass vials	Yes
Dissolved metals	HNO_3 pH<2	1 - 500 mL plastic	Yes
Hexavalent chromium	4° C	1 - 250 mL plastic	Yes

OBSERVATIONS / NOTES:

Water depth 1.60 meters

MAP:

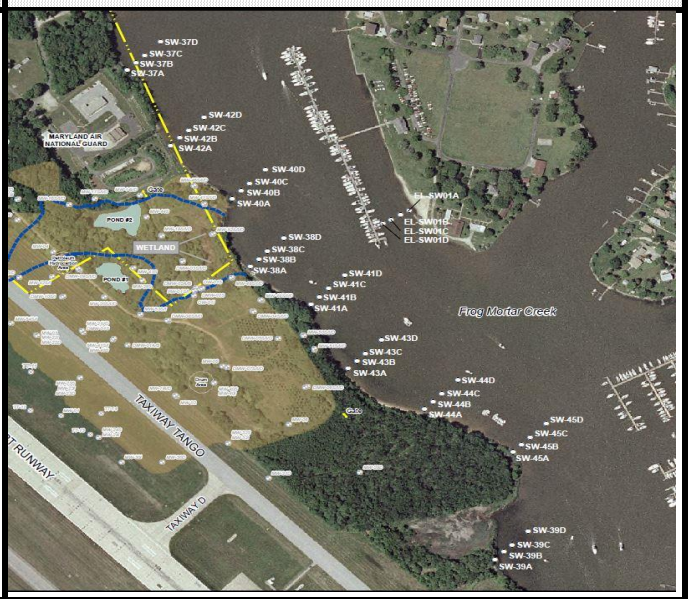

Circle if Applicable:

MS/MSD	Duplicate ID No.:

Signature(s):

Tetra Tech

SURFACE WATER SAMPLE LOG SHEET

Page___ of ___

Project Site Name: Frog Mortar Creek, Martin State Airport
Project No.: 112IC07335

[] Stream
[] Spring
[] Pond
[] Lake
[X] Other: Tidal creek - freshwater
[] QA Sample Type:

Sample ID No.: MSA-SW43D -061115
Sample Location: MSA-SW43D
Sampled By: J. Mullis/W. Pryor
C.O.C. No.:

Type of Sample:
[x] Low Concentration
[] High Concentration

SAMPLING DATA:

		Color (Visual)	pH (S.U.)	S.C. (mS/cm)	Temp. (^{0}C)	Turbidity (NTU)	DO (mg/L)	Salinity (%)	ORP mV
Date:	6/11/2015								
Time:	1006								
Depth:	1 ft below water		7.01	4.26	25.65	7.49	4.86	2.3	142
Method:	Grab								

SAMPLE COLLECTION INFORMATION:

Analysis	Preservative	Container Requirements	Collected
TCL VOCs	HCL pH<2	3 - 40 mL glass vials	Yes
Dissolved metals	HNO_3 pH<2	1 - 500 mL plastic	Yes
Hexavalent chromium	4° C	1 - 250 mL plastic	Yes

OBSERVATIONS / NOTES:

Water depth 1.85 meters

MAP:

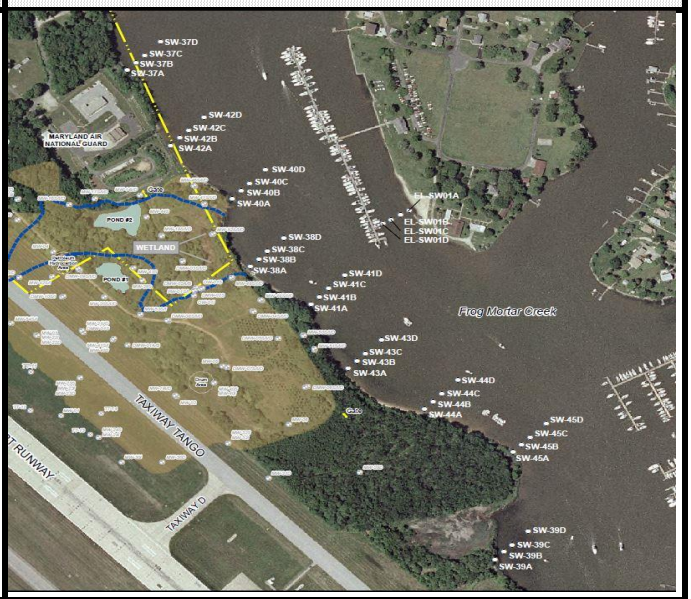

Circle if Applicable:

MS/MSD	Duplicate ID No.:

Signature(s):

Tetra Tech

SURFACE WATER SAMPLE LOG SHEET

Page___ of ___

Project Site Name: Frog Mortar Creek, Martin State Airport
Project No.: 112IC07335

[] Stream
[] Spring
[] Pond
[] Lake
[X] Other: Tidal creek - freshwater
[] QA Sample Type:

Sample ID No.: MSA-SW44A -061115
Sample Location: MSA-SW44A
Sampled By: J. Mullis/W. Pryor
C.O.C. No.:

Type of Sample:
[x] Low Concentration
[] High Concentration

SAMPLING DATA:

		Color (Visual)	pH (S.U.)	S.C. (mS/cm)	Temp. (^{0}C)	Turbidity (NTU)	DO (mg/L)	Salinity (%)	ORP mV
Date:	6/11/2015								
Time:	934								
Depth:	1 ft below water		7.03	4.27	25.98	7.13	4.49	2.3	123
Method:	Grab								

SAMPLE COLLECTION INFORMATION:

Analysis	Preservative	Container Requirements	Collected
TCL VOCs	HCL pH<2	3 - 40 mL glass vials	Yes
Dissolved metals	HNO_3 pH<2	1 - 500 mL plastic	Yes
Hexavalent chromium	4° C	1 - 250 mL plastic	Yes

OBSERVATIONS / NOTES:

Water depth 0.35 meter

MAP:

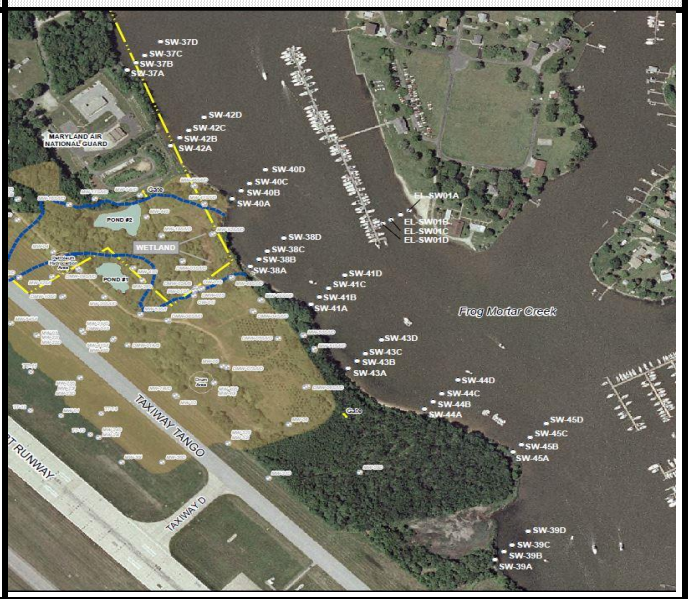

Circle if Applicable:

MS/MSD	Duplicate ID No.:

Signature(s):

Tetra Tech

SURFACE WATER SAMPLE LOG SHEET

Project Site Name: Frog Mortar Creek, Martin State Airport
Project No.: 112IC07335

[] Stream
[] Spring
[] Pond
[] Lake
[X] Other: Tidal creek - freshwater
[] QA Sample Type:

Sample ID No.: MSA-SW44B -061115
Sample Location: MSA-SW44B
Sampled By: J. Mullis/W. Pryor
C.O.C. No.:

Type of Sample:
[x] Low Concentration
[] High Concentration

SAMPLING DATA:

		Color (Visual)	pH (S.U.)	S.C. (mS/cm)	Temp. (^{0}C)	Turbidity (NTU)	DO (mg/L)	Salinity (%)	ORP mV
Date:	6/11/2015								
Time:	939								
Depth:	1 ft below water		7.01	4.29	25.78	7.97	4.47	2.3	135
Method:	Grab								

SAMPLE COLLECTION INFORMATION:

Analysis	Preservative	Container Requirements	Collected
TCL VOCs	HCL pH<2	3 - 40 mL glass vials	Yes
Dissolved metals	HNO_3 pH<2	1 - 500 mL plastic	Yes
Hexavalent chromium	4° C	1 - 250 mL plastic	Yes

OBSERVATIONS / NOTES:

Water depth 1.25 meters

MAP:

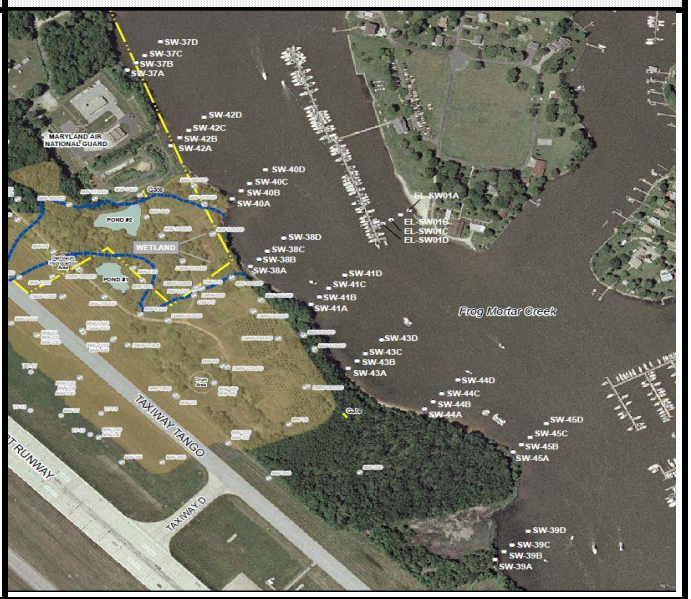

Circle if Applicable:

MS/MSD	Duplicate ID No.:

Signature(s):

Tetra Tech

SURFACE WATER SAMPLE LOG SHEET

Page___ of ___

Project Site Name: Frog Mortar Creek, Martin State Airport
Project No.: 112IC07335

[] Stream
[] Spring
[] Pond
[] Lake
[X] Other: Tidal creek - freshwater
[] QA Sample Type:

Sample ID No.: MSA-SW44C -061115
Sample Location: MSA-SW44C
Sampled By: J. Mullis/W. Pryor
C.O.C. No.:

Type of Sample:
[x] Low Concentration
[] High Concentration

SAMPLING DATA:

		Color (Visual)	pH (S.U.)	S.C. (mS/cm)	Temp. (^{0}C)	Turbidity (NTU)	DO (mg/L)	Salinity (%)	ORP mV
Date:	6/11/2015								
Time:	943								
Depth:	1 ft below water		7.00	4.30	25.67	7.67	4.69	2.3	142
Method:	Grab								

SAMPLE COLLECTION INFORMATION:

Analysis	Preservative	Container Requirements	Collected
TCL VOCs	HCL pH<2	3 - 40 mL glass vials	Yes
Dissolved metals	HNO_3 pH<2	1 - 500 mL plastic	Yes
Hexavalent chromium	4° C	1 - 250 mL plastic	Yes

OBSERVATIONS / NOTES:

Water depth 1.50 meters

MAP:

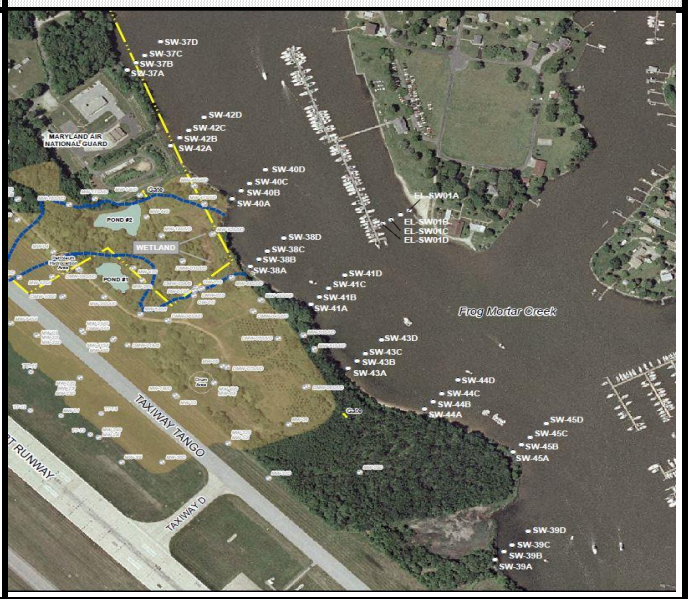

Circle if Applicable:

MS/MSD	Duplicate ID No.:

Signature(s):

Tetra Tech

SURFACE WATER SAMPLE LOG SHEET

Page___ of ___

Project Site Name: Frog Mortar Creek, Martin State Airport
Project No.: 112IC07335

[] Stream
[] Spring
[] Pond
[] Lake
[X] Other: Tidal creek - freshwater
[] QA Sample Type:

Sample ID No.: MSA-SW44D -061115
Sample Location: MSA-SW44D
Sampled By: J. Mullis/W. Pryor
C.O.C. No.:

Type of Sample:
[x] Low Concentration
[] High Concentration

SAMPLING DATA:

		Color (Visual)	pH (S.U.)	S.C. (mS/cm)	Temp. (^{0}C)	Turbidity (NTU)	DO (mg/L)	Salinity (%)	ORP mV
Date:	6/11/2015								
Time:	946								
Depth:	1 ft below water		6.99	4.29	25.73	7.70	4.60	2.3	145
Method:	Grab								

SAMPLE COLLECTION INFORMATION:

Analysis	Preservative	Container Requirements	Collected
TCL VOCs	HCL pH<2	3 - 40 mL glass vials	Yes
Dissolved metals	HNO_3 pH<2	1 - 500 mL plastic	Yes
Hexavalent chromium	4° C	1 - 250 mL plastic	Yes

OBSERVATIONS / NOTES:

Water depth 1.85 meters

MAP:

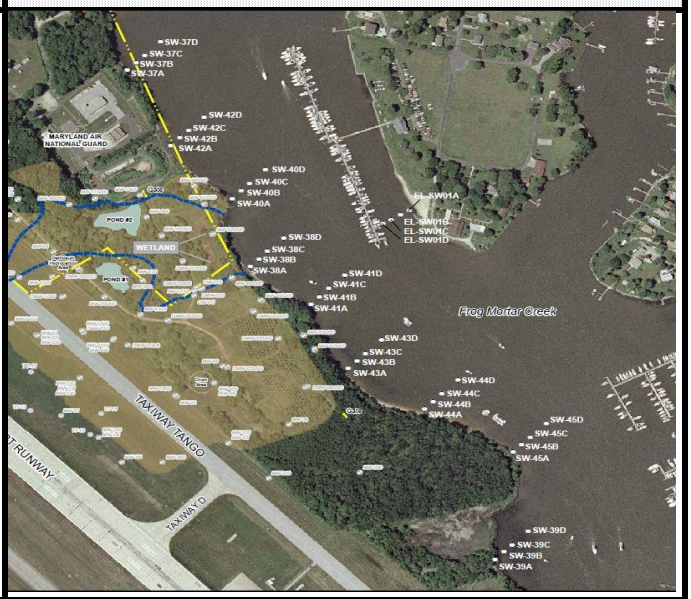

Circle if Applicable:

MS/MSD	Duplicate ID No.:

Signature(s):

Tetra Tech

SURFACE WATER SAMPLE LOG SHEET

Project Site Name: Frog Mortar Creek, Martin State Airport
Project No.: 112IC07335

[] Stream
[] Spring
[] Pond
[] Lake
[X] Other: Tidal creek - freshwater
[] QA Sample Type:

Sample ID No.: MSA-SW45A -061115
Sample Location: MSA-SW45A
Sampled By: J. Mullis/W. Pryor
C.O.C. No.:

Type of Sample:
[x] Low Concentration
[] High Concentration

SAMPLING DATA:

		Color (Visual)	pH (S.U.)	S.C. (mS/cm)	Temp. (^{0}C)	Turbidity (NTU)	DO (mg/L)	Salinity (%)	ORP mV
Date:	6/11/2015								
Time:	913								
Depth:	1 ft below water		6.91	4.32	25.60	7.18	4.94	2.3	137
Method:	Grab								

SAMPLE COLLECTION INFORMATION:

Analysis	Preservative	Container Requirements	Collected
TCL VOCs	HCL pH<2	3 - 40 mL glass vials	Yes
Dissolved metals	HNO_3 pH<2	1 - 500 mL plastic	Yes
Hexavalent chromium	4° C	1 - 250 mL plastic	Yes

OBSERVATIONS / NOTES:

Water depth 0.42 meter

MAP:

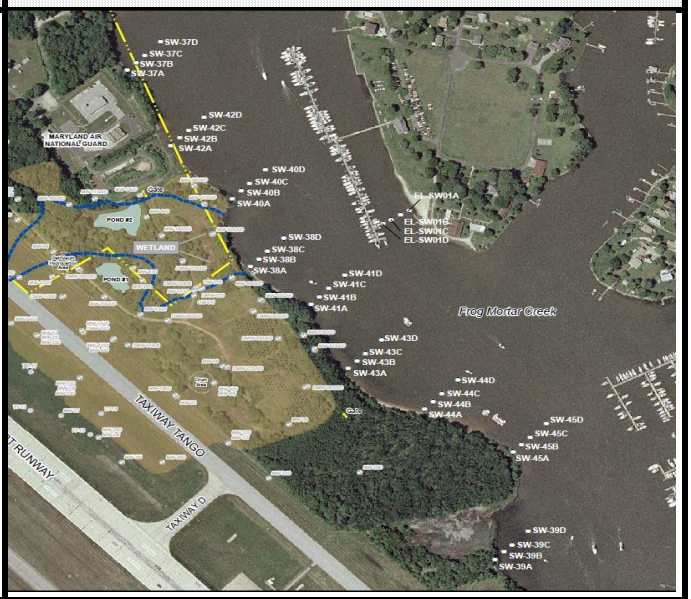

Circle if Applicable:

MS/MSD	Duplicate ID No.:

Signature(s):

Tetra Tech

SURFACE WATER SAMPLE LOG SHEET

Project Site Name: Frog Mortar Creek, Martin State Airport
Project No.: 112IC07335

[] Stream
[] Spring
[] Pond
[] Lake
[X] Other: Tidal creek - freshwater
[] QA Sample Type:

Sample ID No.: MSA-SW45B -061115
Sample Location: MSA-SW45B
Sampled By: J. Mullis/W. Pryor
C.O.C. No.:

Type of Sample:
[x] Low Concentration
[] High Concentration

SAMPLING DATA:

		Color (Visual)	pH (S.U.)	S.C. (mS/cm)	Temp. (^{0}C)	Turbidity (NTU)	DO (mg/L)	Salinity (%)	ORP mV
Date:	6/11/2015								
Time:	919								
Depth:	1 ft below water		6.90	4.32	25.51	6.50	4.71	2.3	145
Method:	Grab								

SAMPLE COLLECTION INFORMATION:

Analysis	Preservative	Container Requirements	Collected
TCL VOCs	HCL pH<2	3 - 40 mL glass vials	Yes
Dissolved metals	HNO_3 pH<2	1 - 500 mL plastic	Yes
Hexavalent chromium	4° C	1 - 250 mL plastic	Yes

OBSERVATIONS / NOTES:

Water depth 1.20 meters

MAP:

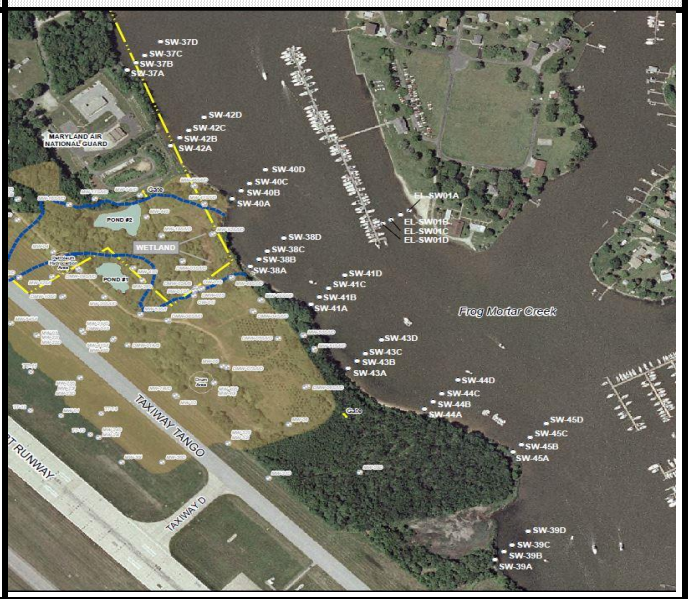

Circle if Applicable:

MS/MSD	Duplicate ID No.:

Signature(s):

Tetra Tech

SURFACE WATER SAMPLE LOG SHEET

Project Site Name: Frog Mortar Creek, Martin State Airport
Project No.: 112IC07335

[] Stream
[] Spring
[] Pond
[] Lake
[X] Other: Tidal creek - freshwater
[] QA Sample Type:

Sample ID No.: MSA-SW45C -061115
Sample Location: MSA-SW45C
Sampled By: J. Mullis/W. Pryor
C.O.C. No.:

Type of Sample:
[x] Low Concentration
[] High Concentration

SAMPLING DATA:

		Color (Visual)	pH (S.U.)	S.C. (mS/cm)	Temp. (^{0}C)	Turbidity (NTU)	DO (mg/L)	Salinity (%)	ORP mV
Date:	6/11/2015								
Time:	923								
Depth:	1 ft below water		6.94	4.32	25.46	6.16	4.67	2.3	149
Method:	Grab								

SAMPLE COLLECTION INFORMATION:

Analysis	Preservative	Container Requirements	Collected
TCL VOCs	HCL pH<2	3 - 40 mL glass vials	Yes
Dissolved metals	HNO_3 pH<2	1 - 500 mL plastic	Yes
Hexavalent chromium	4° C	1 - 250 mL plastic	Yes

OBSERVATIONS / NOTES:

Water depth 2.05 meters

MAP:

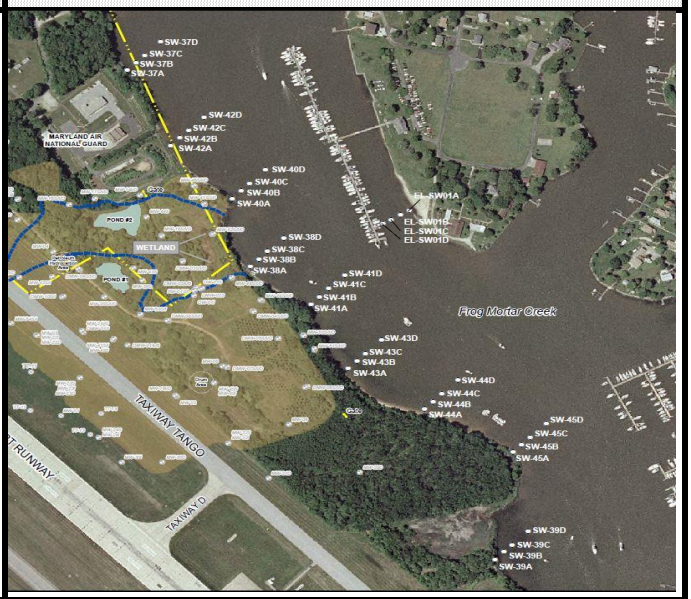

Circle if Applicable:

MS/MSD	Duplicate ID No.:

Signature(s):

Tetra Tech

SURFACE WATER SAMPLE LOG SHEET

Project Site Name: Frog Mortar Creek, Martin State Airport
Project No.: 112IC07335

[] Stream
[] Spring
[] Pond
[] Lake
[X] Other: Tidal creek - freshwater
[] QA Sample Type:

Sample ID No.: MSA-SW45D -061115
Sample Location: MSA-SW45D
Sampled By: J. Mullis/W. Pryor
C.O.C. No.:

Type of Sample:
[x] Low Concentration
[] High Concentration

SAMPLING DATA:

		Color (Visual)	pH (S.U.)	S.C. (mS/cm)	Temp. (^{0}C)	Turbidity (NTU)	DO (mg/L)	Salinity (%)	ORP mV
Date:	6/11/2015								
Time:	926								
Depth:	1 ft below water		6.97	4.33	25.65	7.76	4.75	2.3	151
Method:	Grab								

SAMPLE COLLECTION INFORMATION:

Analysis	Preservative	Container Requirements	Collected
TCL VOCs	HCL pH<2	3 - 40 mL glass vials	Yes
Dissolved metals	HNO_3 pH<2	1 - 500 mL plastic	Yes
Hexavalent chromium	4° C	1 - 250 mL plastic	Yes

OBSERVATIONS / NOTES:

Water depth 2.20 meters

MAP:

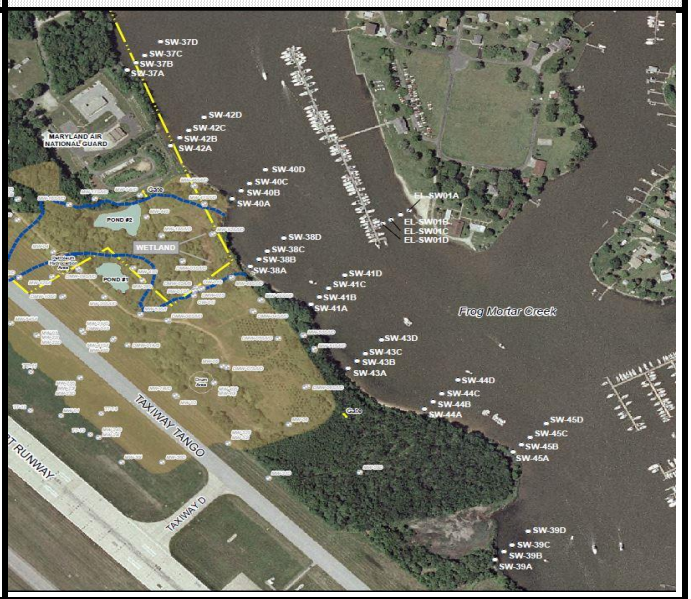

Circle if Applicable:

MS/MSD	Duplicate ID No.:

Signature(s):

APPENDIX B—DATA-VALIDATION REPORTS

TETRA TECH **INTERNAL CORRESPONDENCE**

TO: **A. APANAVAGE** **DATE:** **AUGUST 6, 2015**

FROM: **MICHELLE L. ALLEN** **COPIES:** **DV FILE**

SUBJECT: **ORGANIC DATA VALIDATION – VOC**
LOCKHEED MARTIN CORPORATION (LMC) – MARTIN STATE AIRPORT (MSA)
FROG MORTAR CREEK SURFACE WATER SAMPLING
SDG 240-51914-1

SAMPLES: 41Aqueous/VOC

EL-SW01A-061115	EL-SW01B-061115	EL-SW01C-061115
EL-SW01D-061115	MSA-SW37A-061115	MSA-SW37B-061115
MSA-SW37C-061115	MSA-SW37D-061115	MSA-SW38A-061115
MSA-SW38B-061115	MSA-SW38C-061115	MSA-SW38D-061115
MSA-SW39A-061115	MSA-SW39B-061115	MSA-SW39C-061115
MSA-SW39D-061115	MSA-SW40A-061115	MSA-SW40B-061115
MSA-SW40C-061115	MSA-SW40D-061115	MSA-SW41A-061115
MSA-SW41B-061115	MSA-SW41C-061115	MSA-SW41D-061115
MSA-SW42A-061115	MSA-SW42B-061115	MSA-SW42C-061115
MSA-SW42D-061115	MSA-SW43A-061115	MSA-SW43B-061115
MSA-SW43C-061115	MSA-SW43D-061115	MSA-SW44A-061115
MSA-SW44B-061115	MSA-SW44C-061115	MSA-SW44D-061115
MSA-SW45A-061115	MSA-SW45B-061115	MSA-SW45C-061115
MSA-SW45D-061115	TB-061115	

Overview

The sample set for LMC-MSA Frog Mortar Creek, SDG 240-51914-1 consisted of forty (40) aqueous environmental samples and one (1) trip blank. All forty-one (41) aqueous samples were analyzed for Volatile Organic Compounds (VOC). No field duplicate sample pair was included in this SDG.

The samples were collected by Tetra Tech, Inc. on June 11, 2015 and analyzed by TestAmerica, Inc. All analyses were conducted in accordance with SW-846 Methods 8260C analytical and reporting protocols.

The data contained in this SDG were validated with regard to the following parameters: data completeness, holding times, GC/MS tuning, initial/continuing calibrations, laboratory method/trip blanks, surrogate spike recoveries, laboratory control sample results, matrix spike/matrix spike duplicate results, internal standard areas, chromatographic resolution, compound identification, tentatively identified compounds, compound quantitation, and detection limits. Areas of concern are listed below.

Major

- The compound, 2-chloroethyl vinyl ether, was not recovered (Percent Recovery (%R) = 0%) in the Matrix Spike/Matrix Spike Duplicate (MS/MSD) analyses performed on samples MSA-SW37A-061115 and MSA-SW42A-061115. As stated in the case narrative, this compound cannot be reliably recovered in acid preserved samples. Because all environmental samples were preserved in acid, the recovery of this compound is unreliable. The non-detected results reported for 2-chloroethyl vinyl ether in all environmental samples were qualified as rejected, (UR).

Minor

- The continuing calibration performed on instrument A3UX10 on 06/19/15 @ 00:36 had Percent Drift (%Drift) for naphthalene and Percent Differences (%Ds) for dichlorodifluoromethane, 1,2,4-trichlorobenzene, hexachlorobutadiene, and 1,2,3-trichlororbenzene which exceeded the 20%

quality control limit. Samples EL-SW01A-061115, EL-SW01B-061115, EL-SW01C-061115, EL-SW01D-061115, MSA-SW42A-061115, MSA-SW42B-061115, MSA-SW42C-061115, MSA-SW42D-061115, MSA-SW43A-061115, MSA-SW43B-061115, MSA-SW43C-061115, MSA-SW43D-061115, MSA-SW44A-061115, MSA-SW44B-061115, MSA-SW44C-061115, MSA-SW44D-061115, MSA-SW45A-061115, MSA-SW45B-061115, MSA-SW45C-061115, and MSA-SW45D-061115 were affected. The non-detected results reported for these compounds in the affected samples were qualified as estimated, (UJ).

- The continuing calibration performed on instrument A3UX17 on 06/19/15 @ 09:23 had %Drifts for 1,2,4-trichlorobenzene, hexachlorobutadiene, naphthalene, and 1,2,3-trichlororbenzene which exceeded the 20% quality control limit. The trip blank, TB-061115, was affected. The non-detected results reported for these compounds in the trip blank were qualified as estimated, (UJ).

- The continuing calibration performed on instrument A3UX17 on 06/24/15 @ 11:53 had %Drifts for 1,2,4-trichlorobenzene, naphthalene, and 1,2,3-trichlororbenzene and %Ds for dichlorodifluoromethane and vinyl acetate which exceeded the 20% quality control limit. Sample MSA-SW41D-061115 was affected. The non-detected results reported for these compounds in the affected sample were qualified as estimated, (UJ).

- The Tentatively Identified Compound (TIC) 4-methyl-2-pentanol was detected in sample MSA-SW44A-061115. The GC/MS instrument was not calibrated for this TIC; therefore, this compound is qualified as estimated presumptively present, (NJ).

- A TIC search was performed for the compound chlorodifluoromethane. The laboratory did not detect this compound in the samples in this SDG. The laboratory assigned a Reporting Limit (RL) of 1 µg/L. Because the GC/MS was not calibrated for this compound, the RL is not considered precise. The non-detected results reported for chlorodifluoromethane were qualified as estimated, (UJ).

- Detected results reported below the RL but above the Method Detection Limit (MDL) were qualified as estimated, (J).

Notes

The compound below was detected in a laboratory method blank at the following maximum concentrations:

Analyte	Maximum Concentration (µg/L)	Action Level (µg/L)
Acetone [(1)]	1.44	14.4

[(1)] - Maximum concentration detected in the laboratory method blank MB 240-185886/6, from analytical batch #185886 affecting the trip blank, TB-061115.

No action was taken because acetone was not detected in the trip blank and trip blanks are not qualified for laboratory blank contamination.

Non-detected results were reported to the MDL.

Executive Summary

Laboratory Performance: Continuing calibration %Drifts and %Ds exceeded 20%. Acetone was detected in a laboratory method blank. A TIC was detected in one sample. Non-detected chlorodifluoromethane results were estimated because detection was evaluated via TIC library search.

Other Factors Affecting Data Quality: 2-chloroethyl vinyl ether was not recovered in the MS/MSD analyses resulting in the rejection of the non-detected results in the environmental samples. Results below the RL were estimated.

The data for these analyses were reviewed with reference to the "National Functional Guidelines for Organic Review" (June 2008). The text of this report has been formulated to address only those areas affecting data quality.

Tetra Tech, Inc.
Michelle L. Allen
Chemist/Data Validator

Tetra Tech, Inc.
Joseph A. Samchuck
Data Validation Manager

Attachments:
Appendix A – Qualified Analytical Results
Appendix B – Results as Reported by the Laboratory
Appendix C – Support Documentation

Appendix A

Qualified Analytical Results

Qualifier Codes:

A = Lab Blank Contamination
B = Field Blank Contamination
C = Calibration Noncompliance (i.e., % RSDs, %Ds, ICVs, CCVs, RRFs, etc.)
C01 = GC/MS Tuning Noncompliance
D = MS/MSD Recovery Noncompliance
E = LCS/LCSD Recovery Noncompliance
F = Lab Duplicate Imprecision
G = Field Duplicate Imprecision
H = Holding Time Exceedance
I = ICP Serial Dilution Noncompliance
J = ICP PDS Recovery Noncompliance; MSA's r < 0.995
K = ICP Interference - includes ICS % R Noncompliance
L = Instrument Calibration Range Exceedance
M = Sample Preservation Noncompliance
N = Internal Standard Noncompliance
N01 = Internal Standard Recovery Noncompliance Dioxins
N02 = Recovery Standard Noncompliance Dioxins
N03 = Clean-up Standard Noncompliance Dioxins
O = Poor Instrument Performance (i.e., base-time drifting)
P = Uncertainty near detection limit (< 2 x IDL for inorganics and <CRQL for organics)
Q = Other problems (can encompass a number of issues; i.e.chromatography,interferences, etc.)
R = Surrogates Recovery Noncompliance
S = Pesticide/PCB Resolution
T = % Breakdown Noncompliance for DDT and Endrin
U = RPD between columns/detectors >40% for positive results determined via GC/HPLC
V = Non-linear calibrations; correlation coefficient r < 0.995
W = EMPC result
X = Signal to noise response drop
Y = Percent solids <30%
Z = Uncertainty at 2 standard deviations is greater than sample activity
Z1 = Tentatively Identified Compound considered presumptively present
Z2 = Tentatively Identified Compound column bleed
Z3 = Tentatively Identified Compound aldol condensate

PROJ_NO: 07335	NSAMPLE	EL-SW01A-061115			EL-SW01B-061115			EL-SW01C-061115			EL-SW01D-061115		
SDG: 240-51914-1	LAB_ID	240-51914-37			240-51914-38			240-51914-39			240-51914-40		
FRACTION: OV	SAMP_DATE	6/11/2015			6/11/2015			6/11/2015			6/11/2015		
MEDIA: WATER	QC_TYPE	NM			NM			NM			NM		
	UNITS	UG/L			UG/L			UG/L			UG/L		
	PCT_SOLIDS	0.0			0.0			0.0			0.0		
	DUP_OF												
PARAMETER		RESULT	VQL	QLCD	RESULT	VQL	QLCD	RESULT	VQL	QLCD	RESULT	VQL	QLCD
1,1,1,2-TETRACHLOROETHANE		0.28	U		0.28	U		0.28	U		0.28	U	
1,1,1-TRICHLOROETHANE		0.44	U		0.44	U		0.44	U		0.44	U	
1,1,2,2-TETRACHLOROETHANE		0.22	U		0.22	U		0.22	U		0.22	U	
1,1,2-TRICHLOROTRIFLUOROETHANE		0.45	U		0.45	U		0.45	U		0.45	U	
1,1-DICHLOROETHANE		0.3	U		0.3	U		0.3	U		0.3	U	
1,1-DICHLOROETHENE		0.45	U		0.45	U		0.45	U		0.45	U	
1,1-DICHLOROPROPENE		0.42	U		0.42	U		0.42	U		0.42	U	
1,2,3-TRICHLOROBENZENE		0.37	UJ	C	0.37	UJ	C	0.37	UJ	C	0.37	UJ	C
1,2,3-TRICHLOROPROPANE		0.44	U		0.44	U		0.44	U		0.44	U	
1,2,3-TRIMETHYLBENZENE		0.47	U		0.47	U		0.47	U		0.47	U	
1,2,4-TRICHLOROBENZENE		0.32	UJ	C	0.32	UJ	C	0.32	UJ	C	0.32	UJ	C
1,2,4-TRIMETHYLBENZENE		0.41	U		0.41	U		0.41	U		0.41	U	
1,2-DIBROMO-3-CHLOROPROPANE		0.82	U		0.82	U		0.82	U		0.82	U	
1,2-DIBROMOETHANE		0.32	U		0.32	U		0.32	U		0.32	U	
1,2-DICHLOROBENZENE		0.25	U		0.25	U		0.25	U		0.25	U	
1,2-DICHLOROETHANE		0.23	U		0.23	U		0.23	U		0.23	U	
1,2-DICHLOROPROPANE		0.25	U		0.25	U		0.25	U		0.25	U	
1,3-DICHLOROBENZENE		0.19	U		0.19	U		0.19	U		0.19	U	
1,3-DICHLOROPROPANE		0.19	U		0.19	U		0.19	U		0.19	U	
1,4-DICHLOROBENZENE		0.27	U		0.27	U		0.27	U		0.27	U	
2,2-DICHLOROPROPANE		0.26	U		0.26	U		0.26	U		0.26	U	
2-BUTANONE		0.53	U		0.53	U		0.53	U		0.53	U	
2-CHLOROETHYL VINYL ETHER		0.59	UR	D	0.59	UR	D	0.59	UR	D	0.59	UR	D
2-CHLOROTOLUENE		0.4	U		0.4	U		0.4	U		0.4	U	
2-HEXANONE		0.48	U		0.48	U		0.48	U		0.48	U	
4-CHLOROTOLUENE		0.29	U		0.29	U		0.29	U		0.29	U	
4-ISOPROPYLTOLUENE		0.43	U		0.43	U		0.43	U		0.43	U	
4-METHYL-2-PENTANONE		0.99	U		0.99	U		0.99	U		0.99	U	
ACETONE		0.94	U		0.94	U		0.94	U		0.94	U	
BENZENE		0.35	U		0.35	U		0.35	U		0.35	U	
BROMOBENZENE		0.35	U		0.35	U		0.35	U		0.35	U	
BROMOCHLOROMETHANE		0.5	U		0.5	U		0.5	U		0.5	U	
BROMODICHLOROMETHANE		0.29	U		0.29	U		0.29	U		0.29	U	
BROMOFORM		0.56	U		0.56	U		0.56	U		0.56	U	
BROMOMETHANE		0.44	U		0.44	U		0.44	U		0.44	U	

PROJ_NO: 07335	NSAMPLE	MSA-SW37A-061115			MSA-SW37B-061115			MSA-SW37C-061115			MSA-SW37D-061115		
SDG: 240-51914-1	LAB_ID	240-51914-1			240-51914-2			240-51914-3			240-51914-4		
FRACTION: OV	SAMP_DATE	6/11/2015			6/11/2015			6/11/2015			6/11/2015		
MEDIA: WATER	QC_TYPE	NM			NM			NM			NM		
	UNITS	UG/L			UG/L			UG/L			UG/L		
	PCT_SOLIDS	0.0			0.0			0.0			0.0		
	DUP_OF												
PARAMETER		RESULT	VQL	QLCD	RESULT	VQL	QLCD	RESULT	VQL	QLCD	RESULT	VQL	QLCD
1,1,1,2-TETRACHLOROETHANE		0.28	U		0.28	U		0.28	U		0.28	U	
1,1,1-TRICHLOROETHANE		0.44	U		0.44	U		0.44	U		0.44	U	
1,1,2,2-TETRACHLOROETHANE		0.22	U		0.22	U		0.22	U		0.22	U	
1,1,2-TRICHLOROTRIFLUOROETHANE		0.45	U		0.45	U		0.45	U		0.45	U	
1,1-DICHLOROETHANE		0.3	U		0.3	U		0.3	U		0.3	U	
1,1-DICHLOROETHENE		0.45	U		0.45	U		0.45	U		0.45	U	
1,1-DICHLOROPROPENE		0.42	U		0.42	U		0.42	U		0.42	U	
1,2,3-TRICHLOROBENZENE		0.37	U		0.37	U		0.37	U		0.37	U	
1,2,3-TRICHLOROPROPANE		0.44	U		0.44	U		0.44	U		0.44	U	
1,2,3-TRIMETHYLBENZENE		0.47	U		0.47	U		0.47	U		0.47	U	
1,2,4-TRICHLOROBENZENE		0.32	U		0.32	U		0.32	U		0.32	U	
1,2,4-TRIMETHYLBENZENE		0.41	U		0.41	U		0.41	U		0.41	U	
1,2-DIBROMO-3-CHLOROPROPANE		0.82	U		0.82	U		0.82	U		0.82	U	
1,2-DIBROMOETHANE		0.32	U		0.32	U		0.32	U		0.32	U	
1,2-DICHLOROBENZENE		0.25	U		0.25	U		0.25	U		0.25	U	
1,2-DICHLOROETHANE		0.23	U		0.23	U		0.23	U		0.23	U	
1,2-DICHLOROPROPANE		0.25	U		0.25	U		0.25	U		0.25	U	
1,3-DICHLOROBENZENE		0.19	U		0.19	U		0.19	U		0.19	U	
1,3-DICHLOROPROPANE		0.19	U		0.19	U		0.19	U		0.19	U	
1,4-DICHLOROBENZENE		0.27	U		0.27	U		0.27	U		0.27	U	
2,2-DICHLOROPROPANE		0.26	U		0.26	U		0.26	U		0.26	U	
2-BUTANONE		0.53	U		0.53	U		0.53	U		0.53	U	
2-CHLOROETHYL VINYL ETHER		0.59	UR	D	0.59	UR	D	0.59	UR	D	0.59	UR	D
2-CHLOROTOLUENE		0.4	U		0.4	U		0.4	U		0.4	U	
2-HEXANONE		0.48	U		0.48	U		0.48	U		0.48	U	
4-CHLOROTOLUENE		0.29	U		0.29	U		0.29	U		0.29	U	
4-ISOPROPYLTOLUENE		0.43	U		0.43	U		0.43	U		0.43	U	
4-METHYL-2-PENTANONE		0.99	U		0.99	U		0.99	U		0.99	U	
ACETONE		0.94	U		0.94	U		0.94	U		0.94	U	
BENZENE		0.35	U		0.35	U		0.35	U		0.35	U	
BROMOBENZENE		0.35	U		0.35	U		0.35	U		0.35	U	
BROMOCHLOROMETHANE		0.5	U		0.5	U		0.5	U		0.5	U	
BROMODICHLOROMETHANE		0.29	U		0.29	U		0.29	U		0.29	U	
BROMOFORM		0.56	U		0.56	U		0.56	U		0.56	U	
BROMOMETHANE		0.44	U		0.44	U		0.44	U		0.44	U	

PROJ_NO: 07335	NSAMPLE	MSA-SW38A-061115			MSA-SW38B-061115			MSA-SW38C-061115			MSA-SW38D-061115		
SDG: 240-51914-1	LAB_ID	240-51914-5			240-51914-6			240-51914-7			240-51914-8		
FRACTION: OV	SAMP_DATE	6/11/2015			6/11/2015			6/11/2015			6/11/2015		
MEDIA: WATER	QC_TYPE	NM			NM			NM			NM		
	UNITS	UG/L			UG/L			UG/L			UG/L		
	PCT_SOLIDS	0.0			0.0			0.0			0.0		
	DUP_OF												
PARAMETER		RESULT	VQL	QLCD	RESULT	VQL	QLCD	RESULT	VQL	QLCD	RESULT	VQL	QLCD
1,1,1,2-TETRACHLOROETHANE		0.28	U		0.28	U		0.28	U		0.28	U	
1,1,1-TRICHLOROETHANE		0.44	U		0.44	U		0.44	U		0.44	U	
1,1,2,2-TETRACHLOROETHANE		0.22	U		0.22	U		0.22	U		0.22	U	
1,1,2-TRICHLOROTRIFLUOROETHANE		0.45	U		0.45	U		0.45	U		0.45	U	
1,1-DICHLOROETHANE		0.3	U		0.3	U		0.3	U		0.3	U	
1,1-DICHLOROETHENE		0.45	U		0.45	U		0.45	U		0.45	U	
1,1-DICHLOROPROPENE		0.42	U		0.42	U		0.42	U		0.42	U	
1,2,3-TRICHLOROBENZENE		0.37	U		0.37	U		0.37	U		0.37	U	
1,2,3-TRICHLOROPROPANE		0.44	U		0.44	U		0.44	U		0.44	U	
1,2,3-TRIMETHYLBENZENE		0.47	U		0.47	U		0.47	U		0.47	U	
1,2,4-TRICHLOROBENZENE		0.32	U		0.32	U		0.32	U		0.32	U	
1,2,4-TRIMETHYLBENZENE		0.41	U		0.41	U		0.41	U		0.41	U	
1,2-DIBROMO-3-CHLOROPROPANE		0.82	U		0.82	U		0.82	U		0.82	U	
1,2-DIBROMOETHANE		0.32	U		0.32	U		0.32	U		0.32	U	
1,2-DICHLOROBENZENE		0.25	U		0.25	U		0.25	U		0.25	U	
1,2-DICHLOROETHANE		0.23	U		0.23	U		0.23	U		0.23	U	
1,2-DICHLOROPROPANE		0.25	U		0.25	U		0.25	U		0.25	U	
1,3-DICHLOROBENZENE		0.19	U		0.19	U		0.19	U		0.19	U	
1,3-DICHLOROPROPANE		0.19	U		0.19	U		0.19	U		0.19	U	
1,4-DICHLOROBENZENE		0.44	J	P	0.27	U		0.27	U		0.27	U	
2,2-DICHLOROPROPANE		0.26	U		0.26	U		0.26	U		0.26	U	
2-BUTANONE		0.53	U		0.53	U		0.53	U		0.53	U	
2-CHLOROETHYL VINYL ETHER		0.59	UR	D	0.59	UR	D	0.59	UR	D	0.59	UR	D
2-CHLOROTOLUENE		0.4	U		0.4	U		0.4	U		0.4	U	
2-HEXANONE		0.48	U		0.48	U		0.48	U		0.48	U	
4-CHLOROTOLUENE		0.29	U		0.29	U		0.29	U		0.29	U	
4-ISOPROPYLTOLUENE		0.43	U		0.43	U		0.43	U		0.43	U	
4-METHYL-2-PENTANONE		0.99	U		0.99	U		0.99	U		0.99	U	
ACETONE		0.94	U		0.94	U		0.94	U		0.94	U	
BENZENE		0.35	U		0.35	U		0.35	U		0.35	U	
BROMOBENZENE		0.35	U		0.35	U		0.35	U		0.35	U	
BROMOCHLOROMETHANE		0.5	U		0.5	U		0.5	U		0.5	U	
BROMODICHLOROMETHANE		0.29	U		0.29	U		0.29	U		0.29	U	
BROMOFORM		0.56	U		0.56	U		0.56	U		0.56	U	
BROMOMETHANE		0.44	U		0.44	U		0.44	U		0.44	U	

PROJ_NO: 07335	NSAMPLE	MSA-SW39A-061115			MSA-SW39B-061115			MSA-SW39C-061115			MSA-SW39D-061115		
SDG: 240-51914-1	LAB_ID	240-51914-9			240-51914-10			240-51914-11			240-51914-12		
FRACTION: OV	SAMP_DATE	6/11/2015			6/11/2015			6/11/2015			6/11/2015		
MEDIA: WATER	QC_TYPE	NM			NM			NM			NM		
	UNITS	UG/L			UG/L			UG/L			UG/L		
	PCT_SOLIDS	0.0			0.0			0.0			0.0		
	DUP_OF												
PARAMETER		RESULT	VQL	QLCD	RESULT	VQL	QLCD	RESULT	VQL	QLCD	RESULT	VQL	QLCD
1,1,1,2-TETRACHLOROETHANE		0.28	U		0.28	U		0.28	U		0.28	U	
1,1,1-TRICHLOROETHANE		0.44	U		0.44	U		0.44	U		0.44	U	
1,1,2,2-TETRACHLOROETHANE		0.22	U		0.22	U		0.22	U		0.22	U	
1,1,2-TRICHLOROTRIFLUOROETHANE		0.45	U		0.45	U		0.45	U		0.45	U	
1,1-DICHLOROETHANE		0.3	U		0.3	U		0.3	U		0.3	U	
1,1-DICHLOROETHENE		0.45	U		0.45	U		0.45	U		0.45	U	
1,1-DICHLOROPROPENE		0.42	U		0.42	U		0.42	U		0.42	U	
1,2,3-TRICHLOROBENZENE		0.37	U		0.37	U		0.37	U		0.37	U	
1,2,3-TRICHLOROPROPANE		0.44	U		0.44	U		0.44	U		0.44	U	
1,2,3-TRIMETHYLBENZENE		0.47	U		0.47	U		0.47	U		0.47	U	
1,2,4-TRICHLOROBENZENE		0.32	U		0.32	U		0.32	U		0.32	U	
1,2,4-TRIMETHYLBENZENE		0.41	U		0.41	U		0.41	U		0.41	U	
1,2-DIBROMO-3-CHLOROPROPANE		0.82	U		0.82	U		0.82	U		0.82	U	
1,2-DIBROMOETHANE		0.32	U		0.32	U		0.32	U		0.32	U	
1,2-DICHLOROBENZENE		0.25	U		0.25	U		0.25	U		0.25	U	
1,2-DICHLOROETHANE		0.23	U		0.23	U		0.23	U		0.23	U	
1,2-DICHLOROPROPANE		0.25	U		0.25	U		0.25	U		0.25	U	
1,3-DICHLOROBENZENE		0.19	U		0.19	U		0.19	U		0.19	U	
1,3-DICHLOROPROPANE		0.19	U		0.19	U		0.19	U		0.19	U	
1,4-DICHLOROBENZENE		0.27	U		0.27	U		0.27	U		0.27	U	
2,2-DICHLOROPROPANE		0.26	U		0.26	U		0.26	U		0.26	U	
2-BUTANONE		0.53	U		0.53	U		0.53	U		0.53	U	
2-CHLOROETHYL VINYL ETHER		0.59	UR	D	0.59	UR	D	0.59	UR	D	0.59	UR	D
2-CHLOROTOLUENE		0.4	U		0.4	U		0.4	U		0.4	U	
2-HEXANONE		0.48	U		0.48	U		0.48	U		0.48	U	
4-CHLOROTOLUENE		0.29	U		0.29	U		0.29	U		0.29	U	
4-ISOPROPYLTOLUENE		0.43	U		0.43	U		0.43	U		0.43	U	
4-METHYL-2-PENTANONE		0.99	U		0.99	U		0.99	U		0.99	U	
ACETONE		0.94	U		0.94	U		0.94	U		0.94	U	
BENZENE		0.35	U		0.35	U		0.35	U		0.35	U	
BROMOBENZENE		0.35	U		0.35	U		0.35	U		0.35	U	
BROMOCHLOROMETHANE		0.5	U		0.5	U		0.5	U		0.5	U	
BROMODICHLOROMETHANE		0.29	U		0.29	U		0.29	U		0.29	U	
BROMOFORM		0.56	U		0.56	U		0.56	U		0.56	U	
BROMOMETHANE		0.44	U		0.44	U		0.44	U		0.44	U	

PROJ_NO: 07335	NSAMPLE	MSA-SW40A-061115			MSA-SW40B-061115			MSA-SW40C-061115			MSA-SW40D-061115		
SDG: 240-51914-1	LAB_ID	240-51914-13			240-51914-14			240-51914-15			240-51914-16		
FRACTION: OV	SAMP_DATE	6/11/2015			6/11/2015			6/11/2015			6/11/2015		
MEDIA: WATER	QC_TYPE	NM			NM			NM			NM		
	UNITS	UG/L			UG/L			UG/L			UG/L		
	PCT_SOLIDS	0.0			0.0			0.0			0.0		
	DUP_OF												
PARAMETER		RESULT	VQL	QLCD	RESULT	VQL	QLCD	RESULT	VQL	QLCD	RESULT	VQL	QLCD
1,1,1,2-TETRACHLOROETHANE		0.28	U		0.28	U		0.28	U		0.28	U	
1,1,1-TRICHLOROETHANE		0.44	U		0.44	U		0.44	U		0.44	U	
1,1,2,2-TETRACHLOROETHANE		0.22	U		0.22	U		0.22	U		0.22	U	
1,1,2-TRICHLOROTRIFLUOROETHANE		0.45	U		0.45	U		0.45	U		0.45	U	
1,1-DICHLOROETHANE		0.3	U		0.3	U		0.3	U		0.3	U	
1,1-DICHLOROETHENE		0.45	U		0.45	U		0.45	U		0.45	U	
1,1-DICHLOROPROPENE		0.42	U		0.42	U		0.42	U		0.42	U	
1,2,3-TRICHLOROBENZENE		0.37	U		0.37	U		0.37	U		0.37	U	
1,2,3-TRICHLOROPROPANE		0.44	U		0.44	U		0.44	U		0.44	U	
1,2,3-TRIMETHYLBENZENE		0.47	U		0.47	U		0.47	U		0.47	U	
1,2,4-TRICHLOROBENZENE		0.32	U		0.32	U		0.32	U		0.32	U	
1,2,4-TRIMETHYLBENZENE		0.41	U		0.41	U		0.41	U		0.41	U	
1,2-DIBROMO-3-CHLOROPROPANE		0.82	U		0.82	U		0.82	U		0.82	U	
1,2-DIBROMOETHANE		0.32	U		0.32	U		0.32	U		0.32	U	
1,2-DICHLOROBENZENE		0.25	U		0.25	U		0.25	U		0.25	U	
1,2-DICHLOROETHANE		0.23	U		0.23	U		0.23	U		0.23	U	
1,2-DICHLOROPROPANE		0.25	U		0.25	U		0.25	U		0.25	U	
1,3-DICHLOROBENZENE		0.19	U		0.19	U		0.19	U		0.19	U	
1,3-DICHLOROPROPANE		0.19	U		0.19	U		0.19	U		0.19	U	
1,4-DICHLOROBENZENE		0.27	U		0.27	U		0.27	U		0.27	U	
2,2-DICHLOROPROPANE		0.26	U		0.26	U		0.26	U		0.26	U	
2-BUTANONE		0.53	U		0.53	U		0.53	U		0.53	U	
2-CHLOROETHYL VINYL ETHER		0.59	UR	D	0.59	UR	D	0.59	UR	D	0.59	UR	D
2-CHLOROTOLUENE		0.4	U		0.4	U		0.4	U		0.4	U	
2-HEXANONE		0.48	U		0.48	U		0.48	U		0.48	U	
4-CHLOROTOLUENE		0.29	U		0.29	U		0.29	U		0.29	U	
4-ISOPROPYLTOLUENE		0.43	U		0.43	U		0.43	U		0.43	U	
4-METHYL-2-PENTANONE		0.99	U		0.99	U		0.99	U		0.99	U	
ACETONE		0.94	U		0.94	U		0.94	U		0.94	U	
BENZENE		0.35	U		0.35	U		0.35	U		0.35	U	
BROMOBENZENE		0.35	U		0.35	U		0.35	U		0.35	U	
BROMOCHLOROMETHANE		0.5	U		0.5	U		0.5	U		0.5	U	
BROMODICHLOROMETHANE		0.29	U		0.29	U		0.29	U		0.29	U	
BROMOFORM		0.56	U		0.56	U		0.56	U		0.56	U	
BROMOMETHANE		0.44	U		0.44	U		0.44	U		0.44	U	

PROJ_NO: 07335	NSAMPLE	MSA-SW41A-061115			MSA-SW41B-061115			MSA-SW41C-061115			MSA-SW41D-061115		
SDG: 240-51914-1	LAB_ID	240-51914-17			240-51914-18			240-51914-19			240-51914-20		
FRACTION: OV	SAMP_DATE	6/11/2015			6/11/2015			6/11/2015			6/11/2015		
MEDIA: WATER	QC_TYPE	NM			NM			NM			NM		
	UNITS	UG/L			UG/L			UG/L			UG/L		
	PCT_SOLIDS	0.0			0.0			0.0			0.0		
	DUP_OF												
PARAMETER		RESULT	VQL	QLCD	RESULT	VQL	QLCD	RESULT	VQL	QLCD	RESULT	VQL	QLCD
1,1,1,2-TETRACHLOROETHANE		0.28	U		0.28	U		0.28	U		0.28	U	
1,1,1-TRICHLOROETHANE		0.44	U		0.44	U		0.44	U		0.44	U	
1,1,2,2-TETRACHLOROETHANE		0.22	U		0.22	U		0.22	U		0.22	U	
1,1,2-TRICHLOROTRIFLUOROETHANE		0.45	U		0.45	U		0.45	U		0.45	U	
1,1-DICHLOROETHANE		0.3	U		0.3	U		0.3	U		0.3	U	
1,1-DICHLOROETHENE		0.45	U		0.45	U		0.45	U		0.45	U	
1,1-DICHLOROPROPENE		0.42	U		0.42	U		0.42	U		0.42	U	
1,2,3-TRICHLOROBENZENE		0.37	U		0.37	U		0.37	U		0.37	UJ	C
1,2,3-TRICHLOROPROPANE		0.44	U		0.44	U		0.44	U		0.44	U	
1,2,3-TRIMETHYLBENZENE		0.47	U		0.47	U		0.47	U		0.47	U	
1,2,4-TRICHLOROBENZENE		0.32	U		0.32	U		0.32	U		0.32	UJ	C
1,2,4-TRIMETHYLBENZENE		0.41	U		0.41	U		0.41	U		0.41	U	
1,2-DIBROMO-3-CHLOROPROPANE		0.82	U		0.82	U		0.82	U		0.82	U	
1,2-DIBROMOETHANE		0.32	U		0.32	U		0.32	U		0.32	U	
1,2-DICHLOROBENZENE		0.25	U		0.25	U		0.25	U		0.25	U	
1,2-DICHLOROETHANE		0.23	U		0.23	U		0.23	U		0.23	U	
1,2-DICHLOROPROPANE		0.25	U		0.25	U		0.25	U		0.25	U	
1,3-DICHLOROBENZENE		0.19	U		0.19	U		0.19	U		0.19	U	
1,3-DICHLOROPROPANE		0.19	U		0.19	U		0.19	U		0.19	U	
1,4-DICHLOROBENZENE		0.27	U		0.27	U		0.27	U		0.27	U	
2,2-DICHLOROPROPANE		0.26	U		0.26	U		0.26	U		0.26	U	
2-BUTANONE		0.53	U		0.53	U		0.53	U		0.53	U	
2-CHLOROETHYL VINYL ETHER		0.59	UR	D	0.59	UR	D	0.59	UR	D	0.59	UR	D
2-CHLOROTOLUENE		0.4	U		0.4	U		0.4	U		0.4	U	
2-HEXANONE		0.48	U		0.48	U		0.48	U		0.48	U	
4-CHLOROTOLUENE		0.29	U		0.29	U		0.29	U		0.29	U	
4-ISOPROPYLTOLUENE		0.43	U		0.43	U		0.43	U		0.43	U	
4-METHYL-2-PENTANONE		0.99	U		0.99	U		0.99	U		0.99	U	
ACETONE		0.94	U		0.94	U		0.94	U		1.5	J	P
BENZENE		0.35	U		0.35	U		0.35	U		0.35	U	
BROMOBENZENE		0.35	U		0.35	U		0.35	U		0.35	U	
BROMOCHLOROMETHANE		0.5	U		0.5	U		0.5	U		0.5	U	
BROMODICHLOROMETHANE		0.29	U		0.29	U		0.29	U		0.29	U	
BROMOFORM		0.56	U		0.56	U		0.56	U		0.56	U	
BROMOMETHANE		0.44	U		0.44	U		0.44	U		0.44	U	

PROJ_NO: 07335	NSAMPLE	MSA-SW42A-061115			MSA-SW42B-061115			MSA-SW42C-061115			MSA-SW42D-061115		
SDG: 240-51914-1	LAB_ID	240-51914-21			240-51914-22			240-51914-23			240-51914-24		
FRACTION: OV	SAMP_DATE	6/11/2015			6/11/2015			6/11/2015			6/11/2015		
MEDIA: WATER	QC_TYPE	NM			NM			NM			NM		
	UNITS	UG/L			UG/L			UG/L			UG/L		
	PCT_SOLIDS	0.0			0.0			0.0			0.0		
	DUP_OF												
PARAMETER		RESULT	VQL	QLCD	RESULT	VQL	QLCD	RESULT	VQL	QLCD	RESULT	VQL	QLCD
1,1,1,2-TETRACHLOROETHANE		0.28	U		0.28	U		0.28	U		0.28	U	
1,1,1-TRICHLOROETHANE		0.44	U		0.44	U		0.44	U		0.44	U	
1,1,2,2-TETRACHLOROETHANE		0.22	U		0.22	U		0.22	U		0.22	U	
1,1,2-TRICHLOROTRIFLUOROETHANE		0.45	U		0.45	U		0.45	U		0.45	U	
1,1-DICHLOROETHANE		0.3	U		0.3	U		0.3	U		0.3	U	
1,1-DICHLOROETHENE		0.45	U		0.45	U		0.45	U		0.45	U	
1,1-DICHLOROPROPENE		0.42	U		0.42	U		0.42	U		0.42	U	
1,2,3-TRICHLOROBENZENE		0.37	UJ	C	0.37	UJ	C	0.37	UJ	C	0.37	UJ	C
1,2,3-TRICHLOROPROPANE		0.44	U		0.44	U		0.44	U		0.44	U	
1,2,3-TRIMETHYLBENZENE		0.47	U		0.47	U		0.47	U		0.47	U	
1,2,4-TRICHLOROBENZENE		0.32	UJ	C	0.32	UJ	C	0.32	UJ	C	0.32	UJ	C
1,2,4-TRIMETHYLBENZENE		0.41	U		0.41	U		0.41	U		0.41	U	
1,2-DIBROMO-3-CHLOROPROPANE		0.82	U		0.82	U		0.82	U		0.82	U	
1,2-DIBROMOETHANE		0.32	U		0.32	U		0.32	U		0.32	U	
1,2-DICHLOROBENZENE		0.25	U		0.25	U		0.25	U		0.25	U	
1,2-DICHLOROETHANE		0.23	U		0.23	U		0.23	U		0.23	U	
1,2-DICHLOROPROPANE		0.25	U		0.25	U		0.25	U		0.25	U	
1,3-DICHLOROBENZENE		0.19	U		0.19	U		0.19	U		0.19	U	
1,3-DICHLOROPROPANE		0.19	U		0.19	U		0.19	U		0.19	U	
1,4-DICHLOROBENZENE		0.27	U		0.27	U		0.27	U		0.27	U	
2,2-DICHLOROPROPANE		0.26	U		0.26	U		0.26	U		0.26	U	
2-BUTANONE		0.53	U		0.53	U		0.53	U		0.53	U	
2-CHLOROETHYL VINYL ETHER		0.59	UR	D	0.59	UR	D	0.59	UR	D	0.59	UR	D
2-CHLOROTOLUENE		0.4	U		0.4	U		0.4	U		0.4	U	
2-HEXANONE		0.48	U		0.48	U		0.48	U		0.48	U	
4-CHLOROTOLUENE		0.29	U		0.29	U		0.29	U		0.29	U	
4-ISOPROPYLTOLUENE		0.43	U		0.43	U		0.43	U		0.43	U	
4-METHYL-2-PENTANONE		0.99	U		0.99	U		0.99	U		0.99	U	
ACETONE		0.94	U		0.94	U		0.94	U		0.94	U	
BENZENE		0.35	U		0.35	U		0.35	U		0.35	U	
BROMOBENZENE		0.35	U		0.35	U		0.35	U		0.35	U	
BROMOCHLOROMETHANE		0.5	U		0.5	U		0.5	U		0.5	U	
BROMODICHLOROMETHANE		0.29	U		0.29	U		0.29	U		0.29	U	
BROMOFORM		0.56	U		0.56	U		0.56	U		0.56	U	
BROMOMETHANE		0.44	U		0.44	U		0.44	U		0.44	U	

PROJ_NO: 07335	NSAMPLE	MSA-SW43A-061115			MSA-SW43B-061115			MSA-SW43C-061115			MSA-SW43D-061115		
SDG: 240-51914-1	LAB_ID	240-51914-25			240-51914-26			240-51914-27			240-51914-28		
FRACTION: OV	SAMP_DATE	6/11/2015			6/11/2015			6/11/2015			6/11/2015		
MEDIA: WATER	QC_TYPE	NM			NM			NM			NM		
	UNITS	UG/L			UG/L			UG/L			UG/L		
	PCT_SOLIDS	0.0			0.0			0.0			0.0		
	DUP_OF												
PARAMETER		RESULT	VQL	QLCD	RESULT	VQL	QLCD	RESULT	VQL	QLCD	RESULT	VQL	QLCD
1,1,1,2-TETRACHLOROETHANE		0.28	U		0.28	U		0.28	U		0.28	U	
1,1,1-TRICHLOROETHANE		0.44	U		0.44	U		0.44	U		0.44	U	
1,1,2,2-TETRACHLOROETHANE		0.22	U		0.22	U		0.22	U		0.22	U	
1,1,2-TRICHLOROTRIFLUOROETHANE		0.45	U		0.45	U		0.45	U		0.45	U	
1,1-DICHLOROETHANE		0.3	U		0.3	U		0.3	U		0.3	U	
1,1-DICHLOROETHENE		0.45	U		0.45	U		0.45	U		0.45	U	
1,1-DICHLOROPROPENE		0.42	U		0.42	U		0.42	U		0.42	U	
1,2,3-TRICHLOROBENZENE		0.37	UJ	C	0.37	UJ	C	0.37	UJ	C	0.37	UJ	C
1,2,3-TRICHLOROPROPANE		0.44	U		0.44	U		0.44	U		0.44	U	
1,2,3-TRIMETHYLBENZENE		0.47	U		0.47	U		0.47	U		0.47	U	
1,2,4-TRICHLOROBENZENE		0.32	UJ	C	0.32	UJ	C	0.32	UJ	C	0.32	UJ	C
1,2,4-TRIMETHYLBENZENE		0.41	U		0.41	U		0.41	U		0.41	U	
1,2-DIBROMO-3-CHLOROPROPANE		0.82	U		0.82	U		0.82	U		0.82	U	
1,2-DIBROMOETHANE		0.32	U		0.32	U		0.32	U		0.32	U	
1,2-DICHLOROBENZENE		0.25	U		0.25	U		0.25	U		0.25	U	
1,2-DICHLOROETHANE		0.23	U		0.23	U		0.23	U		0.23	U	
1,2-DICHLOROPROPANE		0.25	U		0.25	U		0.25	U		0.25	U	
1,3-DICHLOROBENZENE		0.19	U		0.19	U		0.19	U		0.19	U	
1,3-DICHLOROPROPANE		0.19	U		0.19	U		0.19	U		0.19	U	
1,4-DICHLOROBENZENE		0.27	U		0.27	U		0.27	U		0.27	U	
2,2-DICHLOROPROPANE		0.26	U		0.26	U		0.26	U		0.26	U	
2-BUTANONE		0.53	U		0.53	U		0.53	U		0.53	U	
2-CHLOROETHYL VINYL ETHER		0.59	UR	D	0.59	UR	D	0.59	UR	D	0.59	UR	D
2-CHLOROTOLUENE		0.4	U		0.4	U		0.4	U		0.4	U	
2-HEXANONE		0.48	U		0.48	U		0.48	U		0.48	U	
4-CHLOROTOLUENE		0.29	U		0.29	U		0.29	U		0.29	U	
4-ISOPROPYLTOLUENE		0.43	U		0.43	U		0.43	U		0.43	U	
4-METHYL-2-PENTANONE		0.99	U		0.99	U		0.99	U		0.99	U	
ACETONE		0.94	U		0.94	U		0.94	U		0.94	U	
BENZENE		0.35	U		0.35	U		0.35	U		0.35	U	
BROMOBENZENE		0.35	U		0.35	U		0.35	U		0.35	U	
BROMOCHLOROMETHANE		0.5	U		0.5	U		0.5	U		0.5	U	
BROMODICHLOROMETHANE		0.29	U		0.29	U		0.29	U		0.29	U	
BROMOFORM		0.56	U		0.56	U		0.56	U		0.56	U	
BROMOMETHANE		0.44	U		0.44	U		0.44	U		0.44	U	

PROJ_NO: 07335	NSAMPLE	MSA-SW44A-061115			MSA-SW44B-061115			MSA-SW44C-061115			MSA-SW44D-061115		
SDG: 240-51914-1	LAB_ID	240-51914-29			240-51914-30			240-51914-31			240-51914-32		
FRACTION: OV	SAMP_DATE	6/11/2015			6/11/2015			6/11/2015			6/11/2015		
MEDIA: WATER	QC_TYPE	NM			NM			NM			NM		
	UNITS	UG/L			UG/L			UG/L			UG/L		
	PCT_SOLIDS	0.0			0.0			0.0			0.0		
	DUP_OF												
PARAMETER		RESULT	VQL	QLCD	RESULT	VQL	QLCD	RESULT	VQL	QLCD	RESULT	VQL	QLCD
1,1,1,2-TETRACHLOROETHANE		0.28	U		0.28	U		0.28	U		0.28	U	
1,1,1-TRICHLOROETHANE		0.44	U		0.44	U		0.44	U		0.44	U	
1,1,2,2-TETRACHLOROETHANE		0.22	U		0.22	U		0.22	U		0.22	U	
1,1,2-TRICHLOROTRIFLUOROETHANE		0.45	U		0.45	U		0.45	U		0.45	U	
1,1-DICHLOROETHANE		0.3	U		0.3	U		0.3	U		0.3	U	
1,1-DICHLOROETHENE		0.45	U		0.45	U		0.45	U		0.45	U	
1,1-DICHLOROPROPENE		0.42	U		0.42	U		0.42	U		0.42	U	
1,2,3-TRICHLOROBENZENE		0.37	UJ	C	0.37	UJ	C	0.37	UJ	C	0.37	UJ	C
1,2,3-TRICHLOROPROPANE		0.44	U		0.44	U		0.44	U		0.44	U	
1,2,3-TRIMETHYLBENZENE		0.47	U		0.47	U		0.47	U		0.47	U	
1,2,4-TRICHLOROBENZENE		0.32	UJ	C	0.32	UJ	C	0.32	UJ	C	0.32	UJ	C
1,2,4-TRIMETHYLBENZENE		0.41	U		0.41	U		0.41	U		0.41	U	
1,2-DIBROMO-3-CHLOROPROPANE		0.82	U		0.82	U		0.82	U		0.82	U	
1,2-DIBROMOETHANE		0.32	U		0.32	U		0.32	U		0.32	U	
1,2-DICHLOROBENZENE		0.25	U		0.25	U		0.25	U		0.25	U	
1,2-DICHLOROETHANE		0.23	U		0.23	U		0.23	U		0.23	U	
1,2-DICHLOROPROPANE		0.25	U		0.25	U		0.25	U		0.25	U	
1,3-DICHLOROBENZENE		0.19	U		0.19	U		0.19	U		0.19	U	
1,3-DICHLOROPROPANE		0.19	U		0.19	U		0.19	U		0.19	U	
1,4-DICHLOROBENZENE		0.27	U		0.27	U		0.27	U		0.27	U	
2,2-DICHLOROPROPANE		0.26	U		0.26	U		0.26	U		0.26	U	
2-BUTANONE		0.53	U		0.53	U		0.53	U		0.53	U	
2-CHLOROETHYL VINYL ETHER		0.59	UR	D	0.59	UR	D	0.59	UR	D	0.59	UR	D
2-CHLOROTOLUENE		0.4	U		0.4	U		0.4	U		0.4	U	
2-HEXANONE		0.48	U		0.48	U		0.48	U		0.48	U	
4-CHLOROTOLUENE		0.29	U		0.29	U		0.29	U		0.29	U	
4-ISOPROPYLTOLUENE		0.43	U		0.43	U		0.43	U		0.43	U	
4-METHYL-2-PENTANONE		0.99	U		0.99	U		0.99	U		0.99	U	
ACETONE		0.94	U		0.94	U		0.94	U		0.94	U	
BENZENE		0.35	U		0.35	U		0.35	U		0.35	U	
BROMOBENZENE		0.35	U		0.35	U		0.35	U		0.35	U	
BROMOCHLOROMETHANE		0.5	U		0.5	U		0.5	U		0.5	U	
BROMODICHLOROMETHANE		0.29	U		0.29	U		0.29	U		0.29	U	
BROMOFORM		0.56	U		0.56	U		0.56	U		0.56	U	
BROMOMETHANE		0.44	U		0.44	U		0.44	U		0.44	U	

PROJ_NO: 07335	NSAMPLE	MSA-SW45A-061115			MSA-SW45B-061115			MSA-SW45C-061115			MSA-SW45D-061115		
SDG: 240-51914-1	LAB_ID	240-51914-33			240-51914-34			240-51914-35			240-51914-36		
FRACTION: OV	SAMP_DATE	6/11/2015			6/11/2015			6/11/2015			6/11/2015		
MEDIA: WATER	QC_TYPE	NM			NM			NM			NM		
	UNITS	UG/L			UG/L			UG/L			UG/L		
	PCT_SOLIDS	0.0			0.0			0.0			0.0		
	DUP_OF												
PARAMETER		RESULT	VQL	QLCD	RESULT	VQL	QLCD	RESULT	VQL	QLCD	RESULT	VQL	QLCD
1,1,1,2-TETRACHLOROETHANE		0.28	U		0.28	U		0.28	U		0.28	U	
1,1,1-TRICHLOROETHANE		0.44	U		0.44	U		0.44	U		0.44	U	
1,1,2,2-TETRACHLOROETHANE		0.22	U		0.22	U		0.22	U		0.22	U	
1,1,2-TRICHLOROTRIFLUOROETHANE		0.45	U		0.45	U		0.45	U		0.45	U	
1,1-DICHLOROETHANE		0.3	U		0.3	U		0.3	U		0.3	U	
1,1-DICHLOROETHENE		0.45	U		0.45	U		0.45	U		0.45	U	
1,1-DICHLOROPROPENE		0.42	U		0.42	U		0.42	U		0.42	U	
1,2,3-TRICHLOROBENZENE		0.37	UJ	C	0.37	UJ	C	0.37	UJ	C	0.37	UJ	C
1,2,3-TRICHLOROPROPANE		0.44	U		0.44	U		0.44	U		0.44	U	
1,2,3-TRIMETHYLBENZENE		0.47	U		0.47	U		0.47	U		0.47	U	
1,2,4-TRICHLOROBENZENE		0.32	UJ	C	0.32	UJ	C	0.32	UJ	C	0.32	UJ	C
1,2,4-TRIMETHYLBENZENE		0.41	U		0.41	U		0.41	U		0.41	U	
1,2-DIBROMO-3-CHLOROPROPANE		0.82	U		0.82	U		0.82	U		0.82	U	
1,2-DIBROMOETHANE		0.32	U		0.32	U		0.32	U		0.32	U	
1,2-DICHLOROBENZENE		0.25	U		0.25	U		0.25	U		0.25	U	
1,2-DICHLOROETHANE		0.23	U		0.23	U		0.23	U		0.23	U	
1,2-DICHLOROPROPANE		0.25	U		0.25	U		0.25	U		0.25	U	
1,3-DICHLOROBENZENE		0.19	U		0.19	U		0.19	U		0.19	U	
1,3-DICHLOROPROPANE		0.19	U		0.19	U		0.19	U		0.19	U	
1,4-DICHLOROBENZENE		0.27	U		0.27	U		0.27	U		0.27	U	
2,2-DICHLOROPROPANE		0.26	U		0.26	U		0.26	U		0.26	U	
2-BUTANONE		0.53	U		0.53	U		0.53	U		0.53	U	
2-CHLOROETHYL VINYL ETHER		0.59	UR	D	0.59	UR	D	0.59	UR	D	0.59	UR	D
2-CHLOROTOLUENE		0.4	U		0.4	U		0.4	U		0.4	U	
2-HEXANONE		0.48	U		0.48	U		0.48	U		0.48	U	
4-CHLOROTOLUENE		0.29	U		0.29	U		0.29	U		0.29	U	
4-ISOPROPYLTOLUENE		0.43	U		0.43	U		0.43	U		0.43	U	
4-METHYL-2-PENTANONE		0.99	U		0.99	U		0.99	U		0.99	U	
ACETONE		0.94	U		0.94	U		0.94	U		0.94	U	
BENZENE		0.35	U		0.35	U		0.35	U		0.35	U	
BROMOBENZENE		0.35	U		0.35	U		0.35	U		0.35	U	
BROMOCHLOROMETHANE		0.5	U		0.5	U		0.5	U		0.5	U	
BROMODICHLOROMETHANE		0.29	U		0.29	U		0.29	U		0.29	U	
BROMOFORM		0.56	U		0.56	U		0.56	U		0.56	U	
BROMOMETHANE		0.44	U		0.44	U		0.44	U		0.44	U	

PROJ_NO: 07335	NSAMPLE	TB-061115		
SDG: 240-51914-1	LAB_ID	240-51914-41		
FRACTION: OV	SAMP_DATE	6/11/2015		
MEDIA: WATER	QC_TYPE	TB		
	UNITS	UG/L		
	PCT_SOLIDS	0.0		
	DUP_OF			
PARAMETER		RESULT	VQL	QLCD
1,1,1,2-TETRACHLOROETHANE		0.28	U	
1,1,1-TRICHLOROETHANE		0.44	U	
1,1,2,2-TETRACHLOROETHANE		0.22	U	
1,1,2-TRICHLOROTRIFLUOROETHANE		0.45	U	
1,1-DICHLOROETHANE		0.3	U	
1,1-DICHLOROETHENE		0.45	U	
1,1-DICHLOROPROPENE		0.42	U	
1,2,3-TRICHLOROBENZENE		0.37	UJ	C
1,2,3-TRICHLOROPROPANE		0.44	U	
1,2,3-TRIMETHYLBENZENE		0.47	U	
1,2,4-TRICHLOROBENZENE		0.32	UJ	C
1,2,4-TRIMETHYLBENZENE		0.41	U	
1,2-DIBROMO-3-CHLOROPROPANE		0.82	U	
1,2-DIBROMOETHANE		0.32	U	
1,2-DICHLOROBENZENE		0.25	U	
1,2-DICHLOROETHANE		0.23	U	
1,2-DICHLOROPROPANE		0.25	U	
1,3-DICHLOROBENZENE		0.19	U	
1,3-DICHLOROPROPANE		0.19	U	
1,4-DICHLOROBENZENE		0.27	U	
2,2-DICHLOROPROPANE		0.26	U	
2-BUTANONE		0.53	U	
2-CHLOROETHYL VINYL ETHER		0.59	U	
2-CHLOROTOLUENE		0.4	U	
2-HEXANONE		0.48	U	
4-CHLOROTOLUENE		0.29	U	
4-ISOPROPYLTOLUENE		0.43	U	
4-METHYL-2-PENTANONE		0.99	U	
ACETONE		0.94	U	
BENZENE		0.35	U	
BROMOBENZENE		0.35	U	
BROMOCHLOROMETHANE		0.5	U	
BROMODICHLOROMETHANE		0.29	U	
BROMOFORM		0.56	U	
BROMOMETHANE		0.44	U	

PROJ_NO: 07335	NSAMPLE	EL-SW01A-061115			EL-SW01B-061115			EL-SW01C-061115			EL-SW01D-061115		
SDG: 240-51914-1	LAB_ID	240-51914-37			240-51914-38			240-51914-39			240-51914-40		
FRACTION: OV	SAMP_DATE	6/11/2015			6/11/2015			6/11/2015			6/11/2015		
MEDIA: WATER	QC_TYPE	NM			NM			NM			NM		
	UNITS	UG/L			UG/L			UG/L			UG/L		
	PCT_SOLIDS	0.0			0.0			0.0			0.0		
	DUP_OF												
PARAMETER		RESULT	VQL	QLCD	RESULT	VQL	QLCD	RESULT	VQL	QLCD	RESULT	VQL	QLCD
CARBON DISULFIDE		0.38	U		0.38	U		0.38	U		0.38	U	
CARBON TETRACHLORIDE		0.43	U		0.43	U		0.43	U		0.43	U	
CHLOROBENZENE		0.25	U		0.25	U		0.25	U		0.25	U	
CHLORODIBROMOMETHANE		0.43	U		0.43	U		0.43	U		0.43	U	
CHLOROETHANE		0.32	U		0.32	U		0.32	U		0.32	U	
CHLOROFORM		0.25	U		0.25	U		0.25	U		0.25	U	
CHLOROMETHANE		0.44	U		0.44	U		0.44	U		0.44	U	
CIS-1,2-DICHLOROETHENE		0.26	U		0.26	U		0.26	U		0.28	J	P
CIS-1,3-DICHLOROPROPENE		0.46	U		0.46	U		0.46	U		0.46	U	
DIBROMOMETHANE		0.42	U		0.42	U		0.42	U		0.42	U	
DICHLORODIFLUOROMETHANE		0.32	UJ	C	0.32	UJ	C	0.32	UJ	C	0.32	UJ	C
DIISOPROPYL ETHER		0.5	U		0.5	U		0.5	U		0.5	U	
ETHYL TERT-BUTYL ETHER		0.23	U		0.23	U		0.23	U		0.23	U	
ETHYLBENZENE		0.25	U		0.25	U		0.25	U		0.25	U	
HEXACHLOROBUTADIENE		0.35	UJ	C	0.35	UJ	C	0.35	UJ	C	0.35	UJ	C
ISOPROPYLBENZENE		0.35	U		0.35	U		0.35	U		0.35	U	
M+P-XYLENES		0.24	U		0.24	U		0.24	U		0.24	U	
METHYL TERT-BUTYL ETHER		0.2	U		0.2	U		0.2	U		0.2	U	
METHYLENE CHLORIDE		0.33	U		0.33	U		0.33	U		0.33	U	
NAPHTHALENE		0.45	U		0.45	U		0.45	U		0.45	U	
N-BUTYLBENZENE		0.31	U		0.31	U		0.31	U		0.31	U	
N-PROPYLBENZENE		0.4	U		0.4	U		0.4	U		0.4	U	
O-XYLENE		0.25	U		0.25	U		0.25	U		0.25	U	
SEC-BUTYLBENZENE		0.48	U		0.48	U		0.48	U		0.48	U	
STYRENE		0.45	U		0.45	U		0.45	U		0.45	U	
TERT-AMYL METHYL ETHER		0.3	U		0.3	U		0.3	U		0.3	U	
TERT-BUTYLBENZENE		0.41	U		0.41	U		0.41	U		0.41	U	
TERTIARY-BUTYL ALCOHOL		4.9	U		4.9	U		4.9	U		4.9	U	
TETRACHLOROETHENE		0.31	U		0.31	U		0.31	U		0.31	U	
TOLUENE		0.23	U		0.23	U		0.23	U		0.23	U	
TOTAL XYLENES		0.52	U		0.52	U		0.52	U		0.52	U	
TRANS-1,2-DICHLOROETHENE		0.3	U		0.3	U		0.3	U		0.3	U	
TRANS-1,3-DICHLOROPROPENE		0.56	U		0.56	U		0.56	U		0.56	U	
TRICHLOROETHENE		0.23	J	P	0.22	U		0.23	J	P	0.56	J	P
TRICHLOROFLUOROMETHANE		0.49	U		0.49	U		0.49	U		0.49	U	

PROJ_NO: 07335	NSAMPLE	MSA-SW37A-061115			MSA-SW37B-061115			MSA-SW37C-061115			MSA-SW37D-061115		
SDG: 240-51914-1	LAB_ID	240-51914-1			240-51914-2			240-51914-3			240-51914-4		
FRACTION: OV	SAMP_DATE	6/11/2015			6/11/2015			6/11/2015			6/11/2015		
MEDIA: WATER	QC_TYPE	NM			NM			NM			NM		
	UNITS	UG/L			UG/L			UG/L			UG/L		
	PCT_SOLIDS	0.0			0.0			0.0			0.0		
	DUP_OF												
PARAMETER		RESULT	VQL	QLCD	RESULT	VQL	QLCD	RESULT	VQL	QLCD	RESULT	VQL	QLCD
CARBON DISULFIDE		0.38	U		0.38	U		0.38	U		0.38	U	
CARBON TETRACHLORIDE		0.43	U		0.43	U		0.43	U		0.43	U	
CHLOROBENZENE		0.25	U		0.25	U		0.25	U		0.25	U	
CHLORODIBROMOMETHANE		0.43	U		0.43	U		0.43	U		0.43	U	
CHLOROETHANE		0.32	U		0.32	U		0.32	U		0.32	U	
CHLOROFORM		0.25	U		0.25	U		0.25	U		0.25	U	
CHLOROMETHANE		0.44	U		0.44	U		0.44	U		0.44	U	
CIS-1,2-DICHLOROETHENE		0.36	J	P	0.35	J	P	0.44	J	P	0.5	J	P
CIS-1,3-DICHLOROPROPENE		0.46	U		0.46	U		0.46	U		0.46	U	
DIBROMOMETHANE		0.42	U		0.42	U		0.42	U		0.42	U	
DICHLORODIFLUOROMETHANE		0.32	U		0.32	U		0.32	U		0.32	U	
DIISOPROPYL ETHER		0.5	U		0.5	U		0.5	U		0.5	U	
ETHYL TERT-BUTYL ETHER		0.23	U		0.23	U		0.23	U		0.23	U	
ETHYLBENZENE		0.25	U		0.25	U		0.25	U		0.25	U	
HEXACHLOROBUTADIENE		0.35	U		0.35	U		0.35	U		0.35	U	
ISOPROPYLBENZENE		0.35	U		0.35	U		0.35	U		0.35	U	
M+P-XYLENES		0.24	U		0.26	J	P	0.24	U		0.24	U	
METHYL TERT-BUTYL ETHER		0.2	U		0.2	U		0.2	U		0.2	U	
METHYLENE CHLORIDE		0.33	U		0.33	U		0.33	U		0.33	U	
NAPHTHALENE		0.45	U		0.45	U		0.45	U		0.45	U	
N-BUTYLBENZENE		0.31	U		0.31	U		0.31	U		0.31	U	
N-PROPYLBENZENE		0.4	U		0.4	U		0.4	U		0.4	U	
O-XYLENE		0.25	U		0.25	U		0.25	U		0.25	U	
SEC-BUTYLBENZENE		0.48	U		0.48	U		0.48	U		0.48	U	
STYRENE		0.45	U		0.45	U		0.45	U		0.45	U	
TERT-AMYL METHYL ETHER		0.3	U		0.3	U		0.3	U		0.3	U	
TERT-BUTYLBENZENE		0.41	U		0.41	U		0.41	U		0.41	U	
TERTIARY-BUTYL ALCOHOL		4.9	U		4.9	U		4.9	U		4.9	U	
TETRACHLOROETHENE		0.31	U		0.31	U		0.31	U		0.31	U	
TOLUENE		0.23	U		0.23	U		0.23	U		0.23	U	
TOTAL XYLENES		0.52	U		0.52	U		0.52	U		0.52	U	
TRANS-1,2-DICHLOROETHENE		0.3	U		0.3	U		0.3	U		0.3	U	
TRANS-1,3-DICHLOROPROPENE		0.56	U		0.56	U		0.56	U		0.56	U	
TRICHLOROETHENE		0.69	J	P	0.72	J	P	0.66	J	P	1.1		
TRICHLOROFLUOROMETHANE		0.49	U		0.49	U		0.49	U		0.49	U	

PROJ_NO: 07335	NSAMPLE	MSA-SW38A-061115			MSA-SW38B-061115			MSA-SW38C-061115			MSA-SW38D-061115		
SDG: 240-51914-1	LAB_ID	240-51914-5			240-51914-6			240-51914-7			240-51914-8		
FRACTION: OV	SAMP_DATE	6/11/2015			6/11/2015			6/11/2015			6/11/2015		
MEDIA: WATER	QC_TYPE	NM			NM			NM			NM		
	UNITS	UG/L			UG/L			UG/L			UG/L		
	PCT_SOLIDS	0.0			0.0			0.0			0.0		
	DUP_OF												
PARAMETER		RESULT	VQL	QLCD	RESULT	VQL	QLCD	RESULT	VQL	QLCD	RESULT	VQL	QLCD
CARBON DISULFIDE		0.38	U		0.38	U		0.38	U		0.38	U	
CARBON TETRACHLORIDE		0.43	U		0.43	U		0.43	U		0.43	U	
CHLOROBENZENE		0.25	U		0.25	U		0.25	U		0.25	U	
CHLORODIBROMOMETHANE		0.43	U		0.43	U		0.43	U		0.43	U	
CHLOROETHANE		0.32	U		0.32	U		0.32	U		0.32	U	
CHLOROFORM		0.25	U		0.25	U		0.25	U		0.25	U	
CHLOROMETHANE		0.44	U		0.44	U		0.44	U		0.44	U	
CIS-1,2-DICHLOROETHENE		9.9			1.1			1.1			0.29	J	P
CIS-1,3-DICHLOROPROPENE		0.46	U		0.46	U		0.46	U		0.46	U	
DIBROMOMETHANE		0.42	U		0.42	U		0.42	U		0.42	U	
DICHLORODIFLUOROMETHANE		0.32	U		0.32	U		0.32	U		0.32	U	
DIISOPROPYL ETHER		0.5	U		0.5	U		0.5	U		0.5	U	
ETHYL TERT-BUTYL ETHER		0.23	U		0.23	U		0.23	U		0.23	U	
ETHYLBENZENE		0.25	U		0.25	U		0.25	U		0.25	U	
HEXACHLOROBUTADIENE		0.35	U		0.35	U		0.35	U		0.35	U	
ISOPROPYLBENZENE		0.35	U		0.35	U		0.35	U		0.35	U	
M+P-XYLENES		0.53	J	P	0.24	U		0.24	U		0.24	J	P
METHYL TERT-BUTYL ETHER		0.2	U		0.2	U		0.2	U		0.2	U	
METHYLENE CHLORIDE		0.33	U		0.33	U		0.33	U		0.33	U	
NAPHTHALENE		0.45	U		0.45	U		0.45	U		0.45	U	
N-BUTYLBENZENE		0.31	U		0.31	U		0.31	U		0.31	U	
N-PROPYLBENZENE		0.4	U		0.4	U		0.4	U		0.4	U	
O-XYLENE		0.28	J	P	0.25	U		0.25	U		0.25	U	
SEC-BUTYLBENZENE		0.48	U		0.48	U		0.48	U		0.48	U	
STYRENE		0.45	U		0.45	U		0.45	U		0.45	U	
TERT-AMYL METHYL ETHER		0.3	U		0.3	U		0.3	U		0.3	U	
TERT-BUTYLBENZENE		0.41	U		0.41	U		0.41	U		0.41	U	
TERTIARY-BUTYL ALCOHOL		4.9	U		4.9	U		4.9	U		4.9	U	
TETRACHLOROETHENE		0.31	U		0.31	U		0.31	U		0.31	U	
TOLUENE		0.23	U		0.23	U		0.23	U		0.23	U	
TOTAL XYLENES		0.81	J	P	0.52	U		0.52	U		0.52	U	
TRANS-1,2-DICHLOROETHENE		0.3	U		0.3	U		0.3	U		0.3	U	
TRANS-1,3-DICHLOROPROPENE		0.56	U		0.56	U		0.56	U		0.56	U	
TRICHLOROETHENE		3			1.5			2.2			0.53	J	P
TRICHLOROFLUOROMETHANE		0.49	U		0.49	U		0.49	U		0.49	U	

PROJ_NO: 07335	NSAMPLE	MSA-SW39A-061115			MSA-SW39B-061115			MSA-SW39C-061115			MSA-SW39D-061115		
SDG: 240-51914-1	LAB_ID	240-51914-9			240-51914-10			240-51914-11			240-51914-12		
FRACTION: OV	SAMP_DATE	6/11/2015			6/11/2015			6/11/2015			6/11/2015		
MEDIA: WATER	QC_TYPE	NM			NM			NM			NM		
	UNITS	UG/L			UG/L			UG/L			UG/L		
	PCT_SOLIDS	0.0			0.0			0.0			0.0		
	DUP_OF												
PARAMETER		RESULT	VQL	QLCD	RESULT	VQL	QLCD	RESULT	VQL	QLCD	RESULT	VQL	QLCD
CARBON DISULFIDE		0.38	U		0.38	U		0.38	U		0.38	U	
CARBON TETRACHLORIDE		0.43	U		0.43	U		0.43	U		0.43	U	
CHLOROBENZENE		0.25	U		0.25	U		0.25	U		0.25	U	
CHLORODIBROMOMETHANE		0.43	U		0.43	U		0.43	U		0.43	U	
CHLOROETHANE		0.32	U		0.32	U		0.32	U		0.32	U	
CHLOROFORM		0.25	U		0.25	U		0.25	U		0.25	U	
CHLOROMETHANE		0.44	U		0.44	U		0.44	U		0.44	U	
CIS-1,2-DICHLOROETHENE		0.32	J	P	0.26	U		0.38	J	P	0.46	J	P
CIS-1,3-DICHLOROPROPENE		0.46	U		0.46	U		0.46	U		0.46	U	
DIBROMOMETHANE		0.42	U		0.42	U		0.42	U		0.42	U	
DICHLORODIFLUOROMETHANE		0.32	U		0.32	U		0.32	U		0.32	U	
DIISOPROPYL ETHER		0.5	U		0.5	U		0.5	U		0.5	U	
ETHYL TERT-BUTYL ETHER		0.23	U		0.23	U		0.23	U		0.23	U	
ETHYLBENZENE		0.25	U		0.25	U		0.25	U		0.25	U	
HEXACHLOROBUTADIENE		0.35	U		0.35	U		0.35	U		0.35	U	
ISOPROPYLBENZENE		0.35	U		0.35	U		0.35	U		0.35	U	
M+P-XYLENES		0.24	U		0.24	U		0.24	U		0.34	J	P
METHYL TERT-BUTYL ETHER		0.2	U		0.2	U		0.2	U		0.2	U	
METHYLENE CHLORIDE		0.33	U		0.33	U		0.33	U		0.33	U	
NAPHTHALENE		0.45	U		0.45	U		0.45	U		0.45	U	
N-BUTYLBENZENE		0.31	U		0.31	U		0.31	U		0.31	U	
N-PROPYLBENZENE		0.4	U		0.4	U		0.4	U		0.4	U	
O-XYLENE		0.25	U		0.25	U		0.25	U		0.28	J	P
SEC-BUTYLBENZENE		0.48	U		0.48	U		0.48	U		0.48	U	
STYRENE		0.45	U		0.45	U		0.45	U		0.45	U	
TERT-AMYL METHYL ETHER		0.3	U		0.3	U		0.3	U		0.3	U	
TERT-BUTYLBENZENE		0.41	U		0.41	U		0.41	U		0.41	U	
TERTIARY-BUTYL ALCOHOL		4.9	U		4.9	U		4.9	U		4.9	U	
TETRACHLOROETHENE		0.31	U		0.31	U		0.31	U		0.31	U	
TOLUENE		0.23	U		0.23	U		0.23	U		0.32	J	P
TOTAL XYLENES		0.52	U		0.52	U		0.52	U		0.62	J	P
TRANS-1,2-DICHLOROETHENE		0.3	U		0.3	U		0.3	U		0.3	U	
TRANS-1,3-DICHLOROPROPENE		0.56	U		0.56	U		0.56	U		0.56	U	
TRICHLOROETHENE		0.42	J	P	0.31	J	P	0.47	J	P	0.46	J	P
TRICHLOROFLUOROMETHANE		0.49	U		0.49	U		0.49	U		0.49	U	

PROJ_NO: 07335	NSAMPLE	MSA-SW40A-061115			MSA-SW40B-061115			MSA-SW40C-061115			MSA-SW40D-061115		
SDG: 240-51914-1	LAB_ID	240-51914-13			240-51914-14			240-51914-15			240-51914-16		
FRACTION: OV	SAMP_DATE	6/11/2015			6/11/2015			6/11/2015			6/11/2015		
MEDIA: WATER	QC_TYPE	NM			NM			NM			NM		
	UNITS	UG/L			UG/L			UG/L			UG/L		
	PCT_SOLIDS	0.0			0.0			0.0			0.0		
	DUP_OF												
PARAMETER		RESULT	VQL	QLCD	RESULT	VQL	QLCD	RESULT	VQL	QLCD	RESULT	VQL	QLCD
CARBON DISULFIDE		0.38	U		0.38	U		0.38	U		0.38	U	
CARBON TETRACHLORIDE		0.43	U		0.43	U		0.43	U		0.43	U	
CHLOROBENZENE		0.25	U		0.25	U		0.25	U		0.25	U	
CHLORODIBROMOMETHANE		0.43	U		0.43	U		0.43	U		0.43	U	
CHLOROETHANE		0.32	U		0.32	U		0.32	U		0.32	U	
CHLOROFORM		0.25	U		0.25	U		0.25	U		0.25	U	
CHLOROMETHANE		0.44	U		0.44	U		0.44	U		0.44	U	
CIS-1,2-DICHLOROETHENE		1.7			1			0.81	J	P	0.41	J	P
CIS-1,3-DICHLOROPROPENE		0.46	U		0.46	U		0.46	U		0.46	U	
DIBROMOMETHANE		0.42	U		0.42	U		0.42	U		0.42	U	
DICHLORODIFLUOROMETHANE		0.32	U		0.32	U		0.32	U		0.32	U	
DIISOPROPYL ETHER		0.5	U		0.5	U		0.5	U		0.5	U	
ETHYL TERT-BUTYL ETHER		0.23	U		0.23	U		0.23	U		0.23	U	
ETHYLBENZENE		0.25	U		0.25	U		0.25	U		0.25	U	
HEXACHLOROBUTADIENE		0.35	U		0.35	U		0.35	U		0.35	U	
ISOPROPYLBENZENE		0.35	U		0.35	U		0.35	U		0.35	U	
M+P-XYLENES		0.24	U		0.24	U		0.24	U		0.24	U	
METHYL TERT-BUTYL ETHER		0.2	U		0.2	U		0.2	U		0.2	U	
METHYLENE CHLORIDE		0.33	U		0.33	U		0.33	U		0.33	U	
NAPHTHALENE		0.45	U		0.45	U		0.45	U		0.45	U	
N-BUTYLBENZENE		0.31	U		0.31	U		0.31	U		0.31	U	
N-PROPYLBENZENE		0.4	U		0.4	U		0.4	U		0.4	U	
O-XYLENE		0.25	U		0.25	U		0.25	U		0.25	U	
SEC-BUTYLBENZENE		0.48	U		0.48	U		0.48	U		0.48	U	
STYRENE		0.45	U		0.45	U		0.45	U		0.45	U	
TERT-AMYL METHYL ETHER		0.3	U		0.3	U		0.3	U		0.3	U	
TERT-BUTYLBENZENE		0.41	U		0.41	U		0.41	U		0.41	U	
TERTIARY-BUTYL ALCOHOL		4.9	U		4.9	U		4.9	U		4.9	U	
TETRACHLOROETHENE		0.31	U		0.31	U		0.31	U		0.31	U	
TOLUENE		0.23	U		0.23	U		0.23	U		0.23	U	
TOTAL XYLENES		0.52	U		0.52	U		0.52	U		0.52	U	
TRANS-1,2-DICHLOROETHENE		0.3	U		0.3	U		0.3	U		0.3	U	
TRANS-1,3-DICHLOROPROPENE		0.56	U		0.56	U		0.56	U		0.56	U	
TRICHLOROETHENE		4.1			2.9			2.1			1		
TRICHLOROFLUOROMETHANE		0.49	U		0.49	U		0.49	U		0.49	U	

PROJ_NO: 07335	NSAMPLE	MSA-SW41A-061115			MSA-SW41B-061115			MSA-SW41C-061115			MSA-SW41D-061115		
SDG: 240-51914-1	LAB_ID	240-51914-17			240-51914-18			240-51914-19			240-51914-20		
FRACTION: OV	SAMP_DATE	6/11/2015			6/11/2015			6/11/2015			6/11/2015		
MEDIA: WATER	QC_TYPE	NM			NM			NM			NM		
	UNITS	UG/L			UG/L			UG/L			UG/L		
	PCT_SOLIDS	0.0			0.0			0.0			0.0		
	DUP_OF												
PARAMETER		RESULT	VQL	QLCD	RESULT	VQL	QLCD	RESULT	VQL	QLCD	RESULT	VQL	QLCD
CARBON DISULFIDE		0.38	U		0.38	U		0.38	U		0.38	U	
CARBON TETRACHLORIDE		0.43	U		0.43	U		0.43	U		0.43	U	
CHLOROBENZENE		0.25	U		0.25	U		0.25	U		0.25	U	
CHLORODIBROMOMETHANE		0.43	U		0.43	U		0.43	U		0.43	U	
CHLOROETHANE		0.32	U		0.32	U		0.32	U		0.32	U	
CHLOROFORM		0.25	U		0.25	U		0.25	U		0.25	U	
CHLOROMETHANE		0.44	U		0.44	U		0.44	U		0.44	U	
CIS-1,2-DICHLOROETHENE		1.9			1.5			0.48	J	P	0.32	J	P
CIS-1,3-DICHLOROPROPENE		0.46	U		0.46	U		0.46	U		0.46	U	
DIBROMOMETHANE		0.42	U		0.42	U		0.42	U		0.42	U	
DICHLORODIFLUOROMETHANE		0.32	U		0.32	U		0.32	U		0.32	UJ	C
DIISOPROPYL ETHER		0.5	U		0.5	U		0.5	U		0.5	U	
ETHYL TERT-BUTYL ETHER		0.23	U		0.23	U		0.23	U		0.23	U	
ETHYLBENZENE		0.25	U		0.25	U		0.25	U		0.25	U	
HEXACHLOROBUTADIENE		0.35	U		0.35	U		0.35	U		0.35	U	
ISOPROPYLBENZENE		0.35	U		0.35	U		0.35	U		0.35	U	
M+P-XYLENES		0.24	U		0.24	U		0.24	U		0.24	U	
METHYL TERT-BUTYL ETHER		0.2	U		0.2	U		0.2	U		0.2	U	
METHYLENE CHLORIDE		0.33	U		0.33	U		0.33	U		0.33	U	
NAPHTHALENE		0.45	U		0.45	U		0.45	U		0.45	UJ	C
N-BUTYLBENZENE		0.31	U		0.31	U		0.31	U		0.31	U	
N-PROPYLBENZENE		0.4	U		0.4	U		0.4	U		0.4	U	
O-XYLENE		0.25	U		0.25	U		0.25	U		0.25	U	
SEC-BUTYLBENZENE		0.48	U		0.48	U		0.48	U		0.48	U	
STYRENE		0.45	U		0.45	U		0.45	U		0.45	U	
TERT-AMYL METHYL ETHER		0.3	U		0.3	U		0.3	U		0.3	U	
TERT-BUTYLBENZENE		0.41	U		0.41	U		0.41	U		0.41	U	
TERTIARY-BUTYL ALCOHOL		4.9	U		4.9	U		4.9	U		4.9	U	
TETRACHLOROETHENE		0.31	U		0.31	U		0.31	U		0.31	U	
TOLUENE		0.23	U		0.23	U		0.23	U		0.23	U	
TOTAL XYLENES		0.52	U		0.52	U		0.52	U		0.52	U	
TRANS-1,2-DICHLOROETHENE		0.3	U		0.3	U		0.3	U		0.3	U	
TRANS-1,3-DICHLOROPROPENE		0.56	U		0.56	U		0.56	U		0.56	U	
TRICHLOROETHENE		3			2.6			1			0.59	J	P
TRICHLOROFLUOROMETHANE		0.49	U		0.49	U		0.49	U		0.49	U	

PROJ_NO: 07335	NSAMPLE	MSA-SW42A-061115			MSA-SW42B-061115			MSA-SW42C-061115			MSA-SW42D-061115		
SDG: 240-51914-1	LAB_ID	240-51914-21			240-51914-22			240-51914-23			240-51914-24		
FRACTION: OV	SAMP_DATE	6/11/2015			6/11/2015			6/11/2015			6/11/2015		
MEDIA: WATER	QC_TYPE	NM			NM			NM			NM		
	UNITS	UG/L			UG/L			UG/L			UG/L		
	PCT_SOLIDS	0.0			0.0			0.0			0.0		
	DUP_OF												
PARAMETER		RESULT	VQL	QLCD	RESULT	VQL	QLCD	RESULT	VQL	QLCD	RESULT	VQL	QLCD
CARBON DISULFIDE		0.38	U		0.38	U		0.38	U		0.38	U	
CARBON TETRACHLORIDE		0.43	U		0.43	U		0.43	U		0.43	U	
CHLOROBENZENE		0.25	U		0.25	U		0.25	U		0.25	U	
CHLORODIBROMOMETHANE		0.43	U		0.43	U		0.43	U		0.43	U	
CHLOROETHANE		0.32	U		0.32	U		0.32	U		0.32	U	
CHLOROFORM		0.25	U		0.25	U		0.25	U		0.25	U	
CHLOROMETHANE		0.44	U		0.44	U		0.44	U		0.44	U	
CIS-1,2-DICHLOROETHENE		0.61	J	P	0.67	J	P	1			0.48	J	P
CIS-1,3-DICHLOROPROPENE		0.46	U		0.46	U		0.46	U		0.46	U	
DIBROMOMETHANE		0.42	U		0.42	U		0.42	U		0.42	U	
DICHLORODIFLUOROMETHANE		0.32	UJ	C	0.32	UJ	C	0.32	UJ	C	0.32	UJ	C
DIISOPROPYL ETHER		0.5	U		0.5	U		0.5	U		0.5	U	
ETHYL TERT-BUTYL ETHER		0.23	U		0.23	U		0.23	U		0.23	U	
ETHYLBENZENE		0.25	U		0.25	U		0.25	U		0.25	U	
HEXACHLOROBUTADIENE		0.35	UJ	C	0.35	UJ	C	0.35	UJ	C	0.35	UJ	C
ISOPROPYLBENZENE		0.35	U		0.35	U		0.35	U		0.35	U	
M+P-XYLENES		0.24	U		0.24	U		0.24	U		0.24	U	
METHYL TERT-BUTYL ETHER		0.2	U		0.2	U		0.2	U		0.2	U	
METHYLENE CHLORIDE		0.33	U		0.33	U		0.33	U		0.33	U	
NAPHTHALENE		0.45	U		0.45	U		0.45	U		0.45	U	
N-BUTYLBENZENE		0.31	U		0.31	U		0.31	U		0.31	U	
N-PROPYLBENZENE		0.4	U		0.4	U		0.4	U		0.4	U	
O-XYLENE		0.25	U		0.25	U		0.25	U		0.25	U	
SEC-BUTYLBENZENE		0.48	U		0.48	U		0.48	U		0.48	U	
STYRENE		0.45	U		0.45	U		0.45	U		0.45	U	
TERT-AMYL METHYL ETHER		0.3	U		0.3	U		0.3	U		0.3	U	
TERT-BUTYLBENZENE		0.41	U		0.41	U		0.41	U		0.41	U	
TERTIARY-BUTYL ALCOHOL		4.9	U		4.9	U		4.9	U		4.9	U	
TETRACHLOROETHENE		0.31	U		0.31	U		0.31	U		0.31	U	
TOLUENE		0.23	U		0.23	U		0.23	U		0.23	U	
TOTAL XYLENES		0.52	U		0.52	U		0.52	U		0.52	U	
TRANS-1,2-DICHLOROETHENE		0.3	U		0.3	U		0.3	U		0.3	U	
TRANS-1,3-DICHLOROPROPENE		0.56	U		0.56	U		0.56	U		0.56	U	
TRICHLOROETHENE		0.87	J	P	1.4			3.4			1.2		
TRICHLOROFLUOROMETHANE		0.49	U		0.49	U		0.49	U		0.49	U	

PROJ_NO: 07335	NSAMPLE	MSA-SW43A-061115			MSA-SW43B-061115			MSA-SW43C-061115			MSA-SW43D-061115		
SDG: 240-51914-1	LAB_ID	240-51914-25			240-51914-26			240-51914-27			240-51914-28		
FRACTION: OV	SAMP_DATE	6/11/2015			6/11/2015			6/11/2015			6/11/2015		
MEDIA: WATER	QC_TYPE	NM			NM			NM			NM		
	UNITS	UG/L			UG/L			UG/L			UG/L		
	PCT_SOLIDS	0.0			0.0			0.0			0.0		
	DUP_OF												
PARAMETER		RESULT	VQL	QLCD	RESULT	VQL	QLCD	RESULT	VQL	QLCD	RESULT	VQL	QLCD
CARBON DISULFIDE		0.38	U		0.38	U		0.38	U		0.38	U	
CARBON TETRACHLORIDE		0.43	U		0.43	U		0.43	U		0.43	U	
CHLOROBENZENE		0.25	U		0.25	U		0.25	U		0.25	U	
CHLORODIBROMOMETHANE		0.43	U		0.43	U		0.43	U		0.43	U	
CHLOROETHANE		0.32	U		0.32	U		0.32	U		0.32	U	
CHLOROFORM		0.25	U		0.25	U		0.25	U		0.25	U	
CHLOROMETHANE		0.44	U		0.44	U		0.44	U		0.44	U	
CIS-1,2-DICHLOROETHENE		2.3			0.74	J	P	0.87	J	P	1		
CIS-1,3-DICHLOROPROPENE		0.46	U		0.46	U		0.46	U		0.46	U	
DIBROMOMETHANE		0.42	U		0.42	U		0.42	U		0.42	U	
DICHLORODIFLUOROMETHANE		0.32	UJ	C	0.32	UJ	C	0.32	UJ	C	0.32	UJ	C
DIISOPROPYL ETHER		0.5	U		0.5	U		0.5	U		0.5	U	
ETHYL TERT-BUTYL ETHER		0.23	U		0.23	U		0.23	U		0.23	U	
ETHYLBENZENE		0.25	U		0.25	U		0.25	U		0.25	U	
HEXACHLOROBUTADIENE		0.35	UJ	C	0.35	UJ	C	0.35	UJ	C	0.35	UJ	C
ISOPROPYLBENZENE		0.35	U		0.35	U		0.35	U		0.35	U	
M+P-XYLENES		0.24	U		0.24	U		0.24	U		0.24	U	
METHYL TERT-BUTYL ETHER		0.2	U		0.2	U		0.2	U		0.2	U	
METHYLENE CHLORIDE		0.33	U		0.33	U		0.33	U		0.33	U	
NAPHTHALENE		0.45	U		0.45	U		0.45	U		0.45	U	
N-BUTYLBENZENE		0.31	U		0.31	U		0.31	U		0.31	U	
N-PROPYLBENZENE		0.4	U		0.4	U		0.4	U		0.4	U	
O-XYLENE		0.25	U		0.25	U		0.25	U		0.25	U	
SEC-BUTYLBENZENE		0.48	U		0.48	U		0.48	U		0.48	U	
STYRENE		0.45	U		0.45	U		0.45	U		0.45	U	
TERT-AMYL METHYL ETHER		0.3	U		0.3	U		0.3	U		0.3	U	
TERT-BUTYLBENZENE		0.41	U		0.41	U		0.41	U		0.41	U	
TERTIARY-BUTYL ALCOHOL		4.9	U		4.9	U		4.9	U		4.9	U	
TETRACHLOROETHENE		0.31	U		0.31	U		0.31	U		0.31	U	
TOLUENE		0.23	U		0.23	U		0.23	U		0.23	U	
TOTAL XYLENES		0.52	U		0.52	U		0.52	U		0.52	U	
TRANS-1,2-DICHLOROETHENE		0.3	U		0.3	U		0.3	U		0.3	U	
TRANS-1,3-DICHLOROPROPENE		0.56	U		0.56	U		0.56	U		0.56	U	
TRICHLOROETHENE		2.3			1.3			1.3			1.4		
TRICHLOROFLUOROMETHANE		0.49	U		0.49	U		0.49	U		0.49	U	

PROJ_NO: 07335	NSAMPLE	MSA-SW44A-061115			MSA-SW44B-061115			MSA-SW44C-061115			MSA-SW44D-061115		
SDG: 240-51914-1	LAB_ID	240-51914-29			240-51914-30			240-51914-31			240-51914-32		
FRACTION: OV	SAMP_DATE	6/11/2015			6/11/2015			6/11/2015			6/11/2015		
MEDIA: WATER	QC_TYPE	NM			NM			NM			NM		
	UNITS	UG/L			UG/L			UG/L			UG/L		
	PCT_SOLIDS	0.0			0.0			0.0			0.0		
	DUP_OF												
PARAMETER		RESULT	VQL	QLCD	RESULT	VQL	QLCD	RESULT	VQL	QLCD	RESULT	VQL	QLCD
CARBON DISULFIDE		0.38	U		0.38	U		0.38	U		0.38	U	
CARBON TETRACHLORIDE		0.43	U		0.43	U		0.43	U		0.43	U	
CHLOROBENZENE		0.25	U		0.25	U		0.25	U		0.25	U	
CHLORODIBROMOMETHANE		0.43	U		0.43	U		0.43	U		0.43	U	
CHLOROETHANE		0.32	U		0.32	U		0.32	U		0.32	U	
CHLOROFORM		0.25	U		0.25	U		0.25	U		0.25	U	
CHLOROMETHANE		0.44	U		0.44	U		0.44	U		0.44	U	
CIS-1,2-DICHLOROETHENE		0.34	J	P	0.33	J	P	0.38	J	P	0.38	J	P
CIS-1,3-DICHLOROPROPENE		0.46	U		0.46	U		0.46	U		0.46	U	
DIBROMOMETHANE		0.42	U		0.42	U		0.42	U		0.42	U	
DICHLORODIFLUOROMETHANE		0.32	UJ	C	0.32	UJ	C	0.32	UJ	C	0.32	UJ	C
DIISOPROPYL ETHER		0.5	U		0.5	U		0.5	U		0.5	U	
ETHYL TERT-BUTYL ETHER		0.23	U		0.23	U		0.23	U		0.23	U	
ETHYLBENZENE		0.25	U		0.25	U		0.25	U		0.25	U	
HEXACHLOROBUTADIENE		0.35	UJ	C	0.35	UJ	C	0.35	UJ	C	0.35	UJ	C
ISOPROPYLBENZENE		0.35	U		0.35	U		0.35	U		0.35	U	
M+P-XYLENES		0.24	U		0.24	U		0.24	U		0.24	U	
METHYL TERT-BUTYL ETHER		0.2	U		0.2	U		0.2	U		0.2	U	
METHYLENE CHLORIDE		0.33	U		0.33	U		0.33	U		0.33	U	
NAPHTHALENE		0.45	U		0.45	U		0.45	U		0.45	U	
N-BUTYLBENZENE		0.31	U		0.31	U		0.31	U		0.31	U	
N-PROPYLBENZENE		0.4	U		0.4	U		0.4	U		0.4	U	
O-XYLENE		0.25	U		0.25	J	P	0.25	U		0.25	U	
SEC-BUTYLBENZENE		0.48	U		0.48	U		0.48	U		0.48	U	
STYRENE		0.45	U		0.45	U		0.45	U		0.45	U	
TERT-AMYL METHYL ETHER		0.3	U		0.3	U		0.3	U		0.3	U	
TERT-BUTYLBENZENE		0.41	U		0.41	U		0.41	U		0.41	U	
TERTIARY-BUTYL ALCOHOL		4.9	U		4.9	U		4.9	U		4.9	U	
TETRACHLOROETHENE		0.31	U		0.31	U		0.31	U		0.31	U	
TOLUENE		0.23	U		0.23	U		0.23	U		0.23	U	
TOTAL XYLENES		0.52	U		0.52	U		0.52	U		0.52	U	
TRANS-1,2-DICHLOROETHENE		0.3	U		0.3	U		0.3	U		0.3	U	
TRANS-1,3-DICHLOROPROPENE		0.56	U		0.56	U		0.56	U		0.56	U	
TRICHLOROETHENE		0.75	J	P	0.8	J	P	0.82	J	P	0.8	J	P
TRICHLOROFLUOROMETHANE		0.49	U		0.49	U		0.49	U		0.49	U	

PROJ_NO: 07335	NSAMPLE	MSA-SW45A-061115			MSA-SW45B-061115			MSA-SW45C-061115			MSA-SW45D-061115		
SDG: 240-51914-1	LAB_ID	240-51914-33			240-51914-34			240-51914-35			240-51914-36		
FRACTION: OV	SAMP_DATE	6/11/2015			6/11/2015			6/11/2015			6/11/2015		
MEDIA: WATER	QC_TYPE	NM			NM			NM			NM		
	UNITS	UG/L			UG/L			UG/L			UG/L		
	PCT_SOLIDS	0.0			0.0			0.0			0.0		
	DUP_OF												
PARAMETER		RESULT	VQL	QLCD	RESULT	VQL	QLCD	RESULT	VQL	QLCD	RESULT	VQL	QLCD
CARBON DISULFIDE		0.38	U		0.38	U		0.38	U		0.38	U	
CARBON TETRACHLORIDE		0.43	U		0.43	U		0.43	U		0.43	U	
CHLOROBENZENE		0.25	U		0.25	U		0.25	U		0.25	U	
CHLORODIBROMOMETHANE		0.43	U		0.43	U		0.43	U		0.43	U	
CHLOROETHANE		0.32	U		0.32	U		0.32	U		0.32	U	
CHLOROFORM		0.25	U		0.25	U		0.25	U		0.25	U	
CHLOROMETHANE		0.44	U		0.44	U		0.44	U		0.44	U	
CIS-1,2-DICHLOROETHENE		0.79	J	P	0.53	J	P	0.45	J	P	0.26	U	
CIS-1,3-DICHLOROPROPENE		0.46	U		0.46	U		0.46	U		0.46	U	
DIBROMOMETHANE		0.42	U		0.42	U		0.42	U		0.42	U	
DICHLORODIFLUOROMETHANE		0.32	UJ	C	0.32	UJ	C	0.32	UJ	C	0.32	UJ	C
DIISOPROPYL ETHER		0.5	U		0.5	U		0.5	U		0.5	U	
ETHYL TERT-BUTYL ETHER		0.23	U		0.23	U		0.23	U		0.23	U	
ETHYLBENZENE		0.25	U		0.25	U		0.25	U		0.25	U	
HEXACHLOROBUTADIENE		0.35	UJ	C	0.35	UJ	C	0.35	UJ	C	0.35	UJ	C
ISOPROPYLBENZENE		0.35	U		0.35	U		0.35	U		0.35	U	
M+P-XYLENES		0.24	U		0.45	J	P	0.24	U		0.24	U	
METHYL TERT-BUTYL ETHER		0.2	U		0.2	U		0.2	U		0.2	U	
METHYLENE CHLORIDE		0.33	U		0.33	U		0.33	U		0.33	U	
NAPHTHALENE		0.45	U		0.45	U		0.45	U		0.45	U	
N-BUTYLBENZENE		0.31	U		0.31	U		0.31	U		0.31	U	
N-PROPYLBENZENE		0.4	U		0.4	U		0.4	U		0.4	U	
O-XYLENE		0.25	U		0.33	J	P	0.25	U		0.25	U	
SEC-BUTYLBENZENE		0.48	U		0.48	U		0.48	U		0.48	U	
STYRENE		0.45	U		0.45	U		0.45	U		0.45	U	
TERT-AMYL METHYL ETHER		0.3	U		0.3	U		0.3	U		0.3	U	
TERT-BUTYLBENZENE		0.41	U		0.41	U		0.41	U		0.41	U	
TERTIARY-BUTYL ALCOHOL		4.9	U		4.9	U		4.9	U		4.9	U	
TETRACHLOROETHENE		0.31	U		0.31	U		0.31	U		0.31	U	
TOLUENE		0.23	U		0.56	J	P	0.23	U		0.23	U	
TOTAL XYLENES		0.52	U		0.78	J	P	0.52	U		0.52	U	
TRANS-1,2-DICHLOROETHENE		0.3	U		0.3	U		0.3	U		0.3	U	
TRANS-1,3-DICHLOROPROPENE		0.56	U		0.56	U		0.56	U		0.56	U	
TRICHLOROETHENE		1.1			1			0.9	J	P	0.57	J	P
TRICHLOROFLUOROMETHANE		0.49	U		0.49	U		0.49	U		0.49	U	

PROJ_NO: 07335	NSAMPLE	TB-061115		
SDG: 240-51914-1	LAB_ID	240-51914-41		
FRACTION: OV	SAMP_DATE	6/11/2015		
MEDIA: WATER	QC_TYPE	TB		
	UNITS	UG/L		
	PCT_SOLIDS	0.0		
	DUP_OF			
PARAMETER		RESULT	VQL	QLCD
CARBON DISULFIDE		0.38	U	
CARBON TETRACHLORIDE		0.43	U	
CHLOROBENZENE		0.25	U	
CHLORODIBROMOMETHANE		0.43	U	
CHLOROETHANE		0.32	U	
CHLOROFORM		0.25	U	
CHLOROMETHANE		0.44	U	
CIS-1,2-DICHLOROETHENE		0.26	U	
CIS-1,3-DICHLOROPROPENE		0.46	U	
DIBROMOMETHANE		0.42	U	
DICHLORODIFLUOROMETHANE		0.32	U	
DIISOPROPYL ETHER		0.5	U	
ETHYL TERT-BUTYL ETHER		0.23	U	
ETHYLBENZENE		0.25	U	
HEXACHLOROBUTADIENE		0.35	UJ	C
ISOPROPYLBENZENE		0.35	U	
M+P-XYLENES		0.24	U	
METHYL TERT-BUTYL ETHER		0.2	U	
METHYLENE CHLORIDE		0.33	U	
NAPHTHALENE		0.45	UJ	C
N-BUTYLBENZENE		0.31	U	
N-PROPYLBENZENE		0.4	U	
O-XYLENE		0.25	U	
SEC-BUTYLBENZENE		0.48	U	
STYRENE		0.45	U	
TERT-AMYL METHYL ETHER		0.3	U	
TERT-BUTYLBENZENE		0.41	U	
TERTIARY-BUTYL ALCOHOL		4.9	U	
TETRACHLOROETHENE		0.31	U	
TOLUENE		0.23	U	
TOTAL XYLENES		0.52	U	
TRANS-1,2-DICHLOROETHENE		0.3	U	
TRANS-1,3-DICHLOROPROPENE		0.56	U	
TRICHLOROETHENE		0.22	U	
TRICHLOROFLUOROMETHANE		0.49	U	

PROJ_NO: 07335	NSAMPLE	EL-SW01A-061115			EL-SW01B-061115			EL-SW01C-061115			EL-SW01D-061115		
SDG: 240-51914-1	LAB_ID	240-51914-37			240-51914-38			240-51914-39			240-51914-40		
FRACTION: OV	SAMP_DATE	6/11/2015			6/11/2015			6/11/2015			6/11/2015		
MEDIA: WATER	QC_TYPE	NM			NM			NM			NM		
	UNITS	UG/L			UG/L			UG/L			UG/L		
	PCT_SOLIDS	0.0			0.0			0.0			0.0		
	DUP_OF												
PARAMETER		RESULT	VQL	QLCD	RESULT	VQL	QLCD	RESULT	VQL	QLCD	RESULT	VQL	QLCD
VINYL ACETATE		0.41	U		0.41	U		0.41	U		0.41	U	
VINYL CHLORIDE		0.29	U		0.29	U		0.29	U		0.29	U	

PROJ_NO: 07335	NSAMPLE	MSA-SW37A-061115			MSA-SW37B-061115			MSA-SW37C-061115			MSA-SW37D-061115		
SDG: 240-51914-1	LAB_ID	240-51914-1			240-51914-2			240-51914-3			240-51914-4		
FRACTION: OV	SAMP_DATE	6/11/2015			6/11/2015			6/11/2015			6/11/2015		
MEDIA: WATER	QC_TYPE	NM			NM			NM			NM		
	UNITS	UG/L			UG/L			UG/L			UG/L		
	PCT_SOLIDS	0.0			0.0			0.0			0.0		
	DUP_OF												
PARAMETER		RESULT	VQL	QLCD	RESULT	VQL	QLCD	RESULT	VQL	QLCD	RESULT	VQL	QLCD
VINYL ACETATE		0.41	U		0.41	U		0.41	U		0.41	U	
VINYL CHLORIDE		0.29	U		0.29	U		0.29	J	P	0.29	U	

PROJ_NO: 07335	NSAMPLE	MSA-SW38A-061115			MSA-SW38B-061115			MSA-SW38C-061115			MSA-SW38D-061115		
SDG: 240-51914-1	LAB_ID	240-51914-5			240-51914-6			240-51914-7			240-51914-8		
FRACTION: OV	SAMP_DATE	6/11/2015			6/11/2015			6/11/2015			6/11/2015		
MEDIA: WATER	QC_TYPE	NM			NM			NM			NM		
	UNITS	UG/L			UG/L			UG/L			UG/L		
	PCT_SOLIDS	0.0			0.0			0.0			0.0		
	DUP_OF												
PARAMETER		RESULT	VQL	QLCD	RESULT	VQL	QLCD	RESULT	VQL	QLCD	RESULT	VQL	QLCD
VINYL ACETATE		0.41	U		0.41	U		0.41	U		0.41	U	
VINYL CHLORIDE		5.8			0.61			0.58			0.29	U	

PROJ_NO: 07335	NSAMPLE	MSA-SW39A-061115			MSA-SW39B-061115			MSA-SW39C-061115			MSA-SW39D-061115		
SDG: 240-51914-1	LAB_ID	240-51914-9			240-51914-10			240-51914-11			240-51914-12		
FRACTION: OV	SAMP_DATE	6/11/2015			6/11/2015			6/11/2015			6/11/2015		
MEDIA: WATER	QC_TYPE	NM			NM			NM			NM		
	UNITS	UG/L			UG/L			UG/L			UG/L		
	PCT_SOLIDS	0.0			0.0			0.0			0.0		
	DUP_OF												
PARAMETER		RESULT	VQL	QLCD	RESULT	VQL	QLCD	RESULT	VQL	QLCD	RESULT	VQL	QLCD
VINYL ACETATE		0.41	U		0.41	U		0.41	U		0.41	U	
VINYL CHLORIDE		0.29	U		0.29	U		0.29	U		0.29	U	

PROJ_NO: 07335	NSAMPLE	MSA-SW40A-061115			MSA-SW40B-061115			MSA-SW40C-061115			MSA-SW40D-061115		
SDG: 240-51914-1	LAB_ID	240-51914-13			240-51914-14			240-51914-15			240-51914-16		
FRACTION: OV	SAMP_DATE	6/11/2015			6/11/2015			6/11/2015			6/11/2015		
MEDIA: WATER	QC_TYPE	NM			NM			NM			NM		
	UNITS	UG/L			UG/L			UG/L			UG/L		
	PCT_SOLIDS	0.0			0.0			0.0			0.0		
	DUP_OF												
PARAMETER		RESULT	VQL	QLCD	RESULT	VQL	QLCD	RESULT	VQL	QLCD	RESULT	VQL	QLCD
VINYL ACETATE		0.41	U		0.41	U		0.41	U		0.41	U	
VINYL CHLORIDE		0.81			0.55			0.31	J	P	0.29	U	

PROJ_NO: 07335	NSAMPLE	MSA-SW41A-061115			MSA-SW41B-061115			MSA-SW41C-061115			MSA-SW41D-061115		
SDG: 240-51914-1	LAB_ID	240-51914-17			240-51914-18			240-51914-19			240-51914-20		
FRACTION: OV	SAMP_DATE	6/11/2015			6/11/2015			6/11/2015			6/11/2015		
MEDIA: WATER	QC_TYPE	NM			NM			NM			NM		
	UNITS	UG/L			UG/L			UG/L			UG/L		
	PCT_SOLIDS	0.0			0.0			0.0			0.0		
	DUP_OF												
PARAMETER		RESULT	VQL	QLCD	RESULT	VQL	QLCD	RESULT	VQL	QLCD	RESULT	VQL	QLCD
VINYL ACETATE		0.41	U		0.41	U		0.41	U		0.41	UJ	C
VINYL CHLORIDE		0.9			0.75			0.29	U		0.29	U	

PROJ_NO: 07335	NSAMPLE	MSA-SW42A-061115			MSA-SW42B-061115			MSA-SW42C-061115			MSA-SW42D-061115		
SDG: 240-51914-1	LAB_ID	240-51914-21			240-51914-22			240-51914-23			240-51914-24		
FRACTION: OV	SAMP_DATE	6/11/2015			6/11/2015			6/11/2015			6/11/2015		
MEDIA: WATER	QC_TYPE	NM			NM			NM			NM		
	UNITS	UG/L			UG/L			UG/L			UG/L		
	PCT_SOLIDS	0.0			0.0			0.0			0.0		
	DUP_OF												
PARAMETER		RESULT	VQL	QLCD	RESULT	VQL	QLCD	RESULT	VQL	QLCD	RESULT	VQL	QLCD
VINYL ACETATE		0.41	U		0.41	U		0.41	U		0.41	U	
VINYL CHLORIDE		0.34	J	P	0.45	J	P	0.52			0.29	U	

PROJ_NO: 07335	NSAMPLE	MSA-SW43A-061115			MSA-SW43B-061115			MSA-SW43C-061115			MSA-SW43D-061115		
SDG: 240-51914-1	LAB_ID	240-51914-25			240-51914-26			240-51914-27			240-51914-28		
FRACTION: OV	SAMP_DATE	6/11/2015			6/11/2015			6/11/2015			6/11/2015		
MEDIA: WATER	QC_TYPE	NM			NM			NM			NM		
	UNITS	UG/L			UG/L			UG/L			UG/L		
	PCT_SOLIDS	0.0			0.0			0.0			0.0		
	DUP_OF												
PARAMETER		RESULT	VQL	QLCD	RESULT	VQL	QLCD	RESULT	VQL	QLCD	RESULT	VQL	QLCD
VINYL ACETATE		0.41	U		0.41	U		0.41	U		0.41	U	
VINYL CHLORIDE		1.3			0.36	J	P	0.38	J	P	0.46	J	P

PROJ_NO: 07335	NSAMPLE	MSA-SW44A-061115			MSA-SW44B-061115			MSA-SW44C-061115			MSA-SW44D-061115		
SDG: 240-51914-1	LAB_ID	240-51914-29			240-51914-30			240-51914-31			240-51914-32		
FRACTION: OV	SAMP_DATE	6/11/2015			6/11/2015			6/11/2015			6/11/2015		
MEDIA: WATER	QC_TYPE	NM			NM			NM			NM		
	UNITS	UG/L			UG/L			UG/L			UG/L		
	PCT_SOLIDS	0.0			0.0			0.0			0.0		
	DUP_OF												
PARAMETER		RESULT	VQL	QLCD	RESULT	VQL	QLCD	RESULT	VQL	QLCD	RESULT	VQL	QLCD
VINYL ACETATE		0.41	U		0.41	U		0.41	U		0.41	U	
VINYL CHLORIDE		0.29	U		0.29	U		0.29	U		0.29	U	

PROJ_NO: 07335	NSAMPLE	MSA-SW45A-061115			MSA-SW45B-061115			MSA-SW45C-061115			MSA-SW45D-061115		
SDG: 240-51914-1	LAB_ID	240-51914-33			240-51914-34			240-51914-35			240-51914-36		
FRACTION: OV	SAMP_DATE	6/11/2015			6/11/2015			6/11/2015			6/11/2015		
MEDIA: WATER	QC_TYPE	NM			NM			NM			NM		
	UNITS	UG/L			UG/L			UG/L			UG/L		
	PCT_SOLIDS	0.0			0.0			0.0			0.0		
	DUP_OF												
PARAMETER		RESULT	VQL	QLCD	RESULT	VQL	QLCD	RESULT	VQL	QLCD	RESULT	VQL	QLCD
VINYL ACETATE		0.41	U		0.41	U		0.41	U		0.41	U	
VINYL CHLORIDE		0.29	U		0.29	U		0.29	U		0.29	U	

PROJ_NO: 07335	NSAMPLE	TB-061115		
SDG: 240-51914-1	LAB_ID	240-51914-41		
FRACTION: OV	SAMP_DATE	6/11/2015		
MEDIA: WATER	QC_TYPE	TB		
	UNITS	UG/L		
	PCT_SOLIDS	0.0		
	DUP_OF			
PARAMETER		RESULT	VQL	QLCD
VINYL ACETATE		0.41	U	
VINYL CHLORIDE		0.29	U	

Appendix B

Results as Reported by the Laboratory

FORM I
GC/MS VOA ORGANICS ANALYSIS DATA SHEET

Lab Name: TestAmerica Canton | Job No.: 240-51914-1
SDG No.:
Client Sample ID: MSA-SW37A-061115 | Lab Sample ID: 240-51914-1
Matrix: Water | Lab File ID: UXX9447.D
Analysis Method: 8260C | Date Collected: 06/11/2015 11:37
Sample wt/vol: 5(mL) | Date Analyzed: 06/18/2015 13:38
Soil Aliquot Vol: | Dilution Factor: 1
Soil Extract Vol.: | GC Column: DB-624 ID: 0.18(mm)
% Moisture: | Level: (low/med) Low
Analysis Batch No.: 185678 | Units: ug/L

CAS NO.	COMPOUND NAME	RESULT	Q	RL	MDL
630-20-6	1,1,1,2-Tetrachloroethane	1.0	U	1.0	0.28
71-55-6	1,1,1-Trichloroethane	1.0	U	1.0	0.44
79-34-5	1,1,2,2-Tetrachloroethane	1.0	U	1.0	0.22
76-13-1	1,1,2-Trichloro-1,2,2-trichfluoroethane	1.0	U	1.0	0.45
75-34-3	1,1-Dichloroethane	1.0	U	1.0	0.30
75-35-4	1,1-Dichloroethene	1.0	U	1.0	0.45
563-58-6	1,1-Dichloropropene	1.0	U	1.0	0.42
87-61-6	1,2,3-Trichlorobenzene	1.0	U	1.0	0.37
96-18-4	1,2,3-Trichloropropane	1.0	U	1.0	0.44
526-73-8	1,2,3-Trimethylbenzene	5.0	U	5.0	0.47
120-82-1	1,2,4-Trichlorobenzene	1.0	U	1.0	0.32
95-63-6	1,2,4-Trimethylbenzene	1.0	U	1.0	0.41
96-12-8	1,2-Dibromo-3-Chloropropane	5.0	U	5.0	0.82
95-50-1	1,2-Dichlorobenzene	1.0	U	1.0	0.25
107-06-2	1,2-Dichloroethane	1.0	U	1.0	0.23
78-87-5	1,2-Dichloropropane	1.0	U	1.0	0.25
541-73-1	1,3-Dichlorobenzene	1.0	U	1.0	0.19
142-28-9	1,3-Dichloropropane	1.0	U	1.0	0.19
106-46-7	1,4-Dichlorobenzene	1.0	U	1.0	0.27
594-20-7	2,2-Dichloropropane	1.0	U	1.0	0.26
110-75-8	2-Chloroethyl vinyl ether	10	U F1	10	0.59
95-49-8	2-Chlorotoluene	1.0	U	1.0	0.40
591-78-6	2-Hexanone	5.0	U	5.0	0.48
108-86-1	Bromobenzene	1.0	U	1.0	0.35
74-97-5	Bromochloromethane	1.0	U	1.0	0.50
106-43-4	4-Chlorotoluene	1.0	U	1.0	0.29
99-87-6	p-Isopropyltoluene	1.0	U	1.0	0.43
67-64-1	Acetone	5.0	U	5.0	0.94
71-43-2	Benzene	1.0	U	1.0	0.35
75-25-2	Bromoform	1.0	U	1.0	0.56
74-83-9	Bromomethane	1.0	U	1.0	0.44
75-15-0	Carbon disulfide	1.0	U	1.0	0.38
56-23-5	Carbon tetrachloride	1.0	U	1.0	0.43
108-90-7	Chlorobenzene	1.0	U	1.0	0.25
75-00-3	Chloroethane	1.0	U	1.0	0.32

FORM I
GC/MS VOA ORGANICS ANALYSIS DATA SHEET

Lab Name: TestAmerica Canton | Job No.: 240-51914-1

SDG No.:

Client Sample ID: MSA-SW37A-061115 | Lab Sample ID: 240-51914-1

Matrix: Water | Lab File ID: UXX9447.D

Analysis Method: 8260C | Date Collected: 06/11/2015 11:37

Sample wt/vol: 5(mL) | Date Analyzed: 06/18/2015 13:38

Soil Aliquot Vol: | Dilution Factor: 1

Soil Extract Vol.: | GC Column: DB-624 ID: 0.18(mm)

% Moisture: | Level: (low/med) Low

Analysis Batch No.: 185678 | Units: ug/L

CAS NO.	COMPOUND NAME	RESULT	Q	RL	MDL
67-66-3	Chloroform	1.0	U	1.0	0.25
74-87-3	Chloromethane	1.0	U	1.0	0.44
156-59-2	cis-1,2-Dichloroethene	0.36	J	1.0	0.26
10061-01-5	cis-1,3-Dichloropropene	1.0	U	1.0	0.46
87-68-3	Hexachlorobutadiene	1.0	U	1.0	0.35
74-95-3	Dibromomethane	1.0	U	1.0	0.42
75-27-4	Bromodichloromethane	1.0	U	1.0	0.29
75-71-8	Dichlorodifluoromethane	1.0	U	1.0	0.32
100-41-4	Ethylbenzene	1.0	U	1.0	0.25
106-93-4	1,2-Dibromoethane	1.0	U	1.0	0.32
108-20-3	Diisopropyl ether	5.0	U	5.0	0.50
91-20-3	Naphthalene	1.0	U	1.0	0.45
179601-23-1	m-Xylene & p-Xylene	2.0	U	2.0	0.24
104-51-8	n-Butylbenzene	1.0	U	1.0	0.31
98-82-8	Isopropylbenzene	1.0	U	1.0	0.35
103-65-1	n-Propylbenzene	1.0	U	1.0	0.40
78-93-3	2-Butanone	5.0	U	5.0	0.53
108-10-1	4-Methyl-2-pentanone	5.0	U	5.0	0.99
135-98-8	sec-Butylbenzene	1.0	U	1.0	0.48
1634-04-4	Methyl tert-butyl ether	1.0	U	1.0	0.20
994-05-8	Tert-amyl-methyl ether (TAME)	5.0	U	5.0	0.30
75-09-2	Methylene Chloride	1.0	U	1.0	0.33
95-47-6	o-Xylene	1.0	U	1.0	0.25
100-42-5	Styrene	1.0	U	1.0	0.45
637-92-3	Ethyl-t-butyl ether (ETBE)	5.0	U	5.0	0.23
98-06-6	tert-Butylbenzene	1.0	U	1.0	0.41
127-18-4	Tetrachloroethene	1.0	U	1.0	0.31
108-88-3	Toluene	1.0	U	1.0	0.23
156-60-5	trans-1,2-Dichloroethene	1.0	U	1.0	0.30
10061-02-6	trans-1,3-Dichloropropene	1.0	U	1.0	0.56
79-01-6	Trichloroethene	0.69	J	1.0	0.22
75-69-4	Trichlorofluoromethane	1.0	U	1.0	0.49
108-05-4	Vinyl acetate	2.0	U	2.0	0.41
75-01-4	Vinyl chloride	0.50	U	0.50	0.29
75-65-0	tert-Butyl alcohol	20	U	20	4.9
1330-20-7	Xylenes, Total	2.0	U	2.0	0.52

FORM I
GC/MS VOA ORGANICS ANALYSIS DATA SHEET

Lab Name: TestAmerica Canton | Job No.: 240-51914-1

SDG No.:

Client Sample ID: MSA-SW37A-061115 | Lab Sample ID: 240-51914-1

Matrix: Water | Lab File ID: UXX9447.D

Analysis Method: 8260C | Date Collected: 06/11/2015 11:37

Sample wt/vol: 5(mL) | Date Analyzed: 06/18/2015 13:38

Soil Aliquot Vol: | Dilution Factor: 1

Soil Extract Vol.: | GC Column: DB-624 ID: 0.18(mm)

% Moisture: | Level: (low/med) Low

Analysis Batch No.: 185678 | Units: ug/L

CAS NO.	COMPOUND NAME	RESULT	Q	RL	MDL
124-48-1	Dibromochloromethane	1.0	U	1.0	0.43

CAS NO.	SURROGATE	%REC	Q	LIMITS
17060-07-0	1,2-Dichloroethane-d4 (Surr)	90		63-129
460-00-4	4-Bromofluorobenzene (Surr)	82		66-120
2037-26-5	Toluene-d8 (Surr)	92		74-120
1868-53-7	Dibromofluoromethane (Surr)	90		75-121

FORM I
GC/MS VOA ORGANICS ANALYSIS DATA SHEET
TENTATIVELY IDENTIFIED COMPOUNDS

Lab Name: TestAmerica Canton Job No.: 240-51914-1

SDG No.:

Client Sample ID: MSA-SW37A-061115 Lab Sample ID: 240-51914-1

Matrix: Water Lab File ID: UXX9447.D

Analysis Method: 8260C Date Collected: 06/11/2015 11:37

Sample wt/vol: 5(mL) Date Analyzed: 06/18/2015 13:38

Soil Aliquot Vol: Dilution Factor: 1

Soil Extract Vol.: GC Column: DB-624 ID: 0.18(mm)

% Moisture: Level: (low/med) Low

Analysis Batch No.: 185678 Units: ug/L

Number TICs Found: 0 TIC Result Total: 0

CAS NO.	COMPOUND NAME	RT	RESULT	Q
	Tentatively Identified Compound		None	

FORM I-TIC 8260C

FORM I
GC/MS VOA ORGANICS ANALYSIS DATA SHEET
TARGETED TENATIVELY IDENTIFIED COMPOUNDS

Lab Name: TestAmerica Canton Job No.: 240-51914-1

SDG No.:

Client Sample ID: MSA-SW37A-061115 Lab Sample ID: 240-51914-1

Matrix: Water Lab File ID: UXX9447.D

Analysis Method: 8260C Date Collected: 06/11/2015 11:37

Sample wt/vol: 5(mL) Date Analyzed: 06/18/2015 13:38

Soil Aliquot Vol: Dilution Factor: 1

Soil Extract Vol.: GC Column: DB-624 ID: 0.18(mm)

% Moisture: Level: (low/med) Low

Analysis Batch No.: 185678 Units: ug/L

CAS NO.	COMPOUND NAME	RT	RESULT	Q
75-45-6	Chlorodifluoromethane TIC		1.0	U

FORM I-TIC 8260C

FORM I
GC/MS VOA ORGANICS ANALYSIS DATA SHEET

Lab Name: TestAmerica Canton | Job No.: 240-51914-1

SDG No.:

Client Sample ID: MSA-SW37B-061115 | Lab Sample ID: 240-51914-2

Matrix: Water | Lab File ID: UXX9448.D

Analysis Method: 8260C | Date Collected: 06/11/2015 11:40

Sample wt/vol: 5(mL) | Date Analyzed: 06/18/2015 14:00

Soil Aliquot Vol: | Dilution Factor: 1

Soil Extract Vol.: | GC Column: DB-624 ID: 0.18(mm)

% Moisture: | Level: (low/med) Low

Analysis Batch No.: 185678 | Units: ug/L

CAS NO.	COMPOUND NAME	RESULT	Q	RL	MDL
630-20-6	1,1,1,2-Tetrachloroethane	1.0	U	1.0	0.28
71-55-6	1,1,1-Trichloroethane	1.0	U	1.0	0.44
79-34-5	1,1,2,2-Tetrachloroethane	1.0	U	1.0	0.22
76-13-1	1,1,2-Trichloro-1,2,2-trichfluoroethane	1.0	U	1.0	0.45
75-34-3	1,1-Dichloroethane	1.0	U	1.0	0.30
75-35-4	1,1-Dichloroethene	1.0	U	1.0	0.45
563-58-6	1,1-Dichloropropene	1.0	U	1.0	0.42
87-61-6	1,2,3-Trichlorobenzene	1.0	U	1.0	0.37
96-18-4	1,2,3-Trichloropropane	1.0	U	1.0	0.44
526-73-8	1,2,3-Trimethylbenzene	5.0	U	5.0	0.47
120-82-1	1,2,4-Trichlorobenzene	1.0	U	1.0	0.32
95-63-6	1,2,4-Trimethylbenzene	1.0	U	1.0	0.41
96-12-8	1,2-Dibromo-3-Chloropropane	5.0	U	5.0	0.82
95-50-1	1,2-Dichlorobenzene	1.0	U	1.0	0.25
107-06-2	1,2-Dichloroethane	1.0	U	1.0	0.23
78-87-5	1,2-Dichloropropane	1.0	U	1.0	0.25
541-73-1	1,3-Dichlorobenzene	1.0	U	1.0	0.19
142-28-9	1,3-Dichloropropane	1.0	U	1.0	0.19
106-46-7	1,4-Dichlorobenzene	1.0	U	1.0	0.27
594-20-7	2,2-Dichloropropane	1.0	U	1.0	0.26
110-75-8	2-Chloroethyl vinyl ether	10	U	10	0.59
95-49-8	2-Chlorotoluene	1.0	U	1.0	0.40
591-78-6	2-Hexanone	5.0	U	5.0	0.48
108-86-1	Bromobenzene	1.0	U	1.0	0.35
74-97-5	Bromochloromethane	1.0	U	1.0	0.50
106-43-4	4-Chlorotoluene	1.0	U	1.0	0.29
99-87-6	p-Isopropyltoluene	1.0	U	1.0	0.43
67-64-1	Acetone	5.0	U	5.0	0.94
71-43-2	Benzene	1.0	U	1.0	0.35
75-25-2	Bromoform	1.0	U	1.0	0.56
74-83-9	Bromomethane	1.0	U	1.0	0.44
75-15-0	Carbon disulfide	1.0	U	1.0	0.38
56-23-5	Carbon tetrachloride	1.0	U	1.0	0.43
108-90-7	Chlorobenzene	1.0	U	1.0	0.25
75-00-3	Chloroethane	1.0	U	1.0	0.32

FORM I
GC/MS VOA ORGANICS ANALYSIS DATA SHEET

Lab Name: TestAmerica Canton | Job No.: 240-51914-1

SDG No.:

Client Sample ID: MSA-SW37B-061115 | Lab Sample ID: 240-51914-2

Matrix: Water | Lab File ID: UXX9448.D

Analysis Method: 8260C | Date Collected: 06/11/2015 11:40

Sample wt/vol: 5(mL) | Date Analyzed: 06/18/2015 14:00

Soil Aliquot Vol: | Dilution Factor: 1

Soil Extract Vol.: | GC Column: DB-624 ID: 0.18(mm)

% Moisture: | Level: (low/med) Low

Analysis Batch No.: 185678 | Units: ug/L

CAS NO.	COMPOUND NAME	RESULT	Q	RL	MDL
67-66-3	Chloroform	1.0	U	1.0	0.25
74-87-3	Chloromethane	1.0	U	1.0	0.44
156-59-2	cis-1,2-Dichloroethene	0.35	J	1.0	0.26
10061-01-5	cis-1,3-Dichloropropene	1.0	U	1.0	0.46
87-68-3	Hexachlorobutadiene	1.0	U	1.0	0.35
74-95-3	Dibromomethane	1.0	U	1.0	0.42
75-27-4	Bromodichloromethane	1.0	U	1.0	0.29
75-71-8	Dichlorodifluoromethane	1.0	U	1.0	0.32
100-41-4	Ethylbenzene	1.0	U	1.0	0.25
106-93-4	1,2-Dibromoethane	1.0	U	1.0	0.32
108-20-3	Diisopropyl ether	5.0	U	5.0	0.50
91-20-3	Naphthalene	1.0	U	1.0	0.45
179601-23-1	m-Xylene & p-Xylene	0.26	J	2.0	0.24
104-51-8	n-Butylbenzene	1.0	U	1.0	0.31
98-82-8	Isopropylbenzene	1.0	U	1.0	0.35
103-65-1	n-Propylbenzene	1.0	U	1.0	0.40
78-93-3	2-Butanone	5.0	U	5.0	0.53
108-10-1	4-Methyl-2-pentanone	5.0	U	5.0	0.99
135-98-8	sec-Butylbenzene	1.0	U	1.0	0.48
1634-04-4	Methyl tert-butyl ether	1.0	U	1.0	0.20
994-05-8	Tert-amyl-methyl ether (TAME)	5.0	U	5.0	0.30
75-09-2	Methylene Chloride	1.0	U	1.0	0.33
95-47-6	o-Xylene	1.0	U	1.0	0.25
100-42-5	Styrene	1.0	U	1.0	0.45
637-92-3	Ethyl-t-butyl ether (ETBE)	5.0	U	5.0	0.23
98-06-6	tert-Butylbenzene	1.0	U	1.0	0.41
127-18-4	Tetrachloroethene	1.0	U	1.0	0.31
108-88-3	Toluene	1.0	U	1.0	0.23
156-60-5	trans-1,2-Dichloroethene	1.0	U	1.0	0.30
10061-02-6	trans-1,3-Dichloropropene	1.0	U	1.0	0.56
79-01-6	Trichloroethene	0.72	J	1.0	0.22
75-69-4	Trichlorofluoromethane	1.0	U	1.0	0.49
108-05-4	Vinyl acetate	2.0	U	2.0	0.41
75-01-4	Vinyl chloride	0.50	U	0.50	0.29
75-65-0	tert-Butyl alcohol	20	U	20	4.9
1330-20-7	Xylenes, Total	2.0	U	2.0	0.52

FORM I
GC/MS VOA ORGANICS ANALYSIS DATA SHEET

Lab Name: TestAmerica Canton | Job No.: 240-51914-1

SDG No.:

Client Sample ID: MSA-SW37B-061115 | Lab Sample ID: 240-51914-2

Matrix: Water | Lab File ID: UXX9448.D

Analysis Method: 8260C | Date Collected: 06/11/2015 11:40

Sample wt/vol: 5(mL) | Date Analyzed: 06/18/2015 14:00

Soil Aliquot Vol: | Dilution Factor: 1

Soil Extract Vol.: | GC Column: DB-624 ID: 0.18(mm)

% Moisture: | Level: (low/med) Low

Analysis Batch No.: 185678 | Units: ug/L

CAS NO.	COMPOUND NAME	RESULT	Q	RL	MDL
124-48-1	Dibromochloromethane	1.0	U	1.0	0.43

CAS NO.	SURROGATE	%REC	Q	LIMITS
17060-07-0	1,2-Dichloroethane-d4 (Surr)	88		63-129
460-00-4	4-Bromofluorobenzene (Surr)	79		66-120
2037-26-5	Toluene-d8 (Surr)	92		74-120
1868-53-7	Dibromofluoromethane (Surr)	91		75-121

FORM I
GC/MS VOA ORGANICS ANALYSIS DATA SHEET
TENTATIVELY IDENTIFIED COMPOUNDS

Lab Name: TestAmerica Canton Job No.: 240-51914-1

SDG No.:

Client Sample ID: MSA-SW37B-061115 Lab Sample ID: 240-51914-2

Matrix: Water Lab File ID: UXX9448.D

Analysis Method: 8260C Date Collected: 06/11/2015 11:40

Sample wt/vol: 5(mL) Date Analyzed: 06/18/2015 14:00

Soil Aliquot Vol: Dilution Factor: 1

Soil Extract Vol.: GC Column: DB-624 ID: 0.18(mm)

% Moisture: Level: (low/med) Low

Analysis Batch No.: 185678 Units: ug/L

Number TICs Found: 0 TIC Result Total: 0

CAS NO.	COMPOUND NAME	RT	RESULT	Q
	Tentatively Identified Compound		None	

FORM I-TIC 8260C

FORM I
GC/MS VOA ORGANICS ANALYSIS DATA SHEET
TARGETED TENATIVELY IDENTIFIED COMPOUNDS

Lab Name: TestAmerica Canton Job No.: 240-51914-1

SDG No.:

Client Sample ID: MSA-SW37B-061115 Lab Sample ID: 240-51914-2

Matrix: Water Lab File ID: UXX9448.D

Analysis Method: 8260C Date Collected: 06/11/2015 11:40

Sample wt/vol: 5(mL) Date Analyzed: 06/18/2015 14:00

Soil Aliquot Vol: Dilution Factor: 1

Soil Extract Vol.: GC Column: DB-624 ID: 0.18(mm)

% Moisture: Level: (low/med) Low

Analysis Batch No.: 185678 Units: ug/L

CAS NO.	COMPOUND NAME	RT	RESULT	Q
75-45-6	Chlorodifluoromethane TIC		1.0	U

FORM I-TIC 8260C

FORM I
GC/MS VOA ORGANICS ANALYSIS DATA SHEET

Lab Name: TestAmerica Canton | Job No.: 240-51914-1
SDG No.:
Client Sample ID: MSA-SW37C-061115 | Lab Sample ID: 240-51914-3
Matrix: Water | Lab File ID: UXX9449.D
Analysis Method: 8260C | Date Collected: 06/11/2015 11:44
Sample wt/vol: 5(mL) | Date Analyzed: 06/18/2015 14:22
Soil Aliquot Vol: | Dilution Factor: 1
Soil Extract Vol.: | GC Column: DB-624 ID: 0.18(mm)
% Moisture: | Level: (low/med) Low
Analysis Batch No.: 185678 | Units: ug/L

CAS NO.	COMPOUND NAME	RESULT	Q	RL	MDL
630-20-6	1,1,1,2-Tetrachloroethane	1.0	U	1.0	0.28
71-55-6	1,1,1-Trichloroethane	1.0	U	1.0	0.44
79-34-5	1,1,2,2-Tetrachloroethane	1.0	U	1.0	0.22
76-13-1	1,1,2-Trichloro-1,2,2-trichfluoroethane	1.0	U	1.0	0.45
75-34-3	1,1-Dichloroethane	1.0	U	1.0	0.30
75-35-4	1,1-Dichloroethene	1.0	U	1.0	0.45
563-58-6	1,1-Dichloropropene	1.0	U	1.0	0.42
87-61-6	1,2,3-Trichlorobenzene	1.0	U	1.0	0.37
96-18-4	1,2,3-Trichloropropane	1.0	U	1.0	0.44
526-73-8	1,2,3-Trimethylbenzene	5.0	U	5.0	0.47
120-82-1	1,2,4-Trichlorobenzene	1.0	U	1.0	0.32
95-63-6	1,2,4-Trimethylbenzene	1.0	U	1.0	0.41
96-12-8	1,2-Dibromo-3-Chloropropane	5.0	U	5.0	0.82
95-50-1	1,2-Dichlorobenzene	1.0	U	1.0	0.25
107-06-2	1,2-Dichloroethane	1.0	U	1.0	0.23
78-87-5	1,2-Dichloropropane	1.0	U	1.0	0.25
541-73-1	1,3-Dichlorobenzene	1.0	U	1.0	0.19
142-28-9	1,3-Dichloropropane	1.0	U	1.0	0.19
106-46-7	1,4-Dichlorobenzene	1.0	U	1.0	0.27
594-20-7	2,2-Dichloropropane	1.0	U	1.0	0.26
110-75-8	2-Chloroethyl vinyl ether	10	U	10	0.59
95-49-8	2-Chlorotoluene	1.0	U	1.0	0.40
591-78-6	2-Hexanone	5.0	U	5.0	0.48
108-86-1	Bromobenzene	1.0	U	1.0	0.35
74-97-5	Bromochloromethane	1.0	U	1.0	0.50
106-43-4	4-Chlorotoluene	1.0	U	1.0	0.29
99-87-6	p-Isopropyltoluene	1.0	U	1.0	0.43
67-64-1	Acetone	5.0	U	5.0	0.94
71-43-2	Benzene	1.0	U	1.0	0.35
75-25-2	Bromoform	1.0	U	1.0	0.56
74-83-9	Bromomethane	1.0	U	1.0	0.44
75-15-0	Carbon disulfide	1.0	U	1.0	0.38
56-23-5	Carbon tetrachloride	1.0	U	1.0	0.43
108-90-7	Chlorobenzene	1.0	U	1.0	0.25
75-00-3	Chloroethane	1.0	U	1.0	0.32

FORM I
GC/MS VOA ORGANICS ANALYSIS DATA SHEET

Lab Name: TestAmerica Canton | Job No.: 240-51914-1

SDG No.:

Client Sample ID: MSA-SW37C-061115 | Lab Sample ID: 240-51914-3

Matrix: Water | Lab File ID: UXX9449.D

Analysis Method: 8260C | Date Collected: 06/11/2015 11:44

Sample wt/vol: 5(mL) | Date Analyzed: 06/18/2015 14:22

Soil Aliquot Vol: | Dilution Factor: 1

Soil Extract Vol.: | GC Column: DB-624 ID: 0.18(mm)

% Moisture: | Level: (low/med) Low

Analysis Batch No.: 185678 | Units: ug/L

CAS NO.	COMPOUND NAME	RESULT	Q	RL	MDL
67-66-3	Chloroform	1.0	U	1.0	0.25
74-87-3	Chloromethane	1.0	U	1.0	0.44
156-59-2	cis-1,2-Dichloroethene	0.44	J	1.0	0.26
10061-01-5	cis-1,3-Dichloropropene	1.0	U	1.0	0.46
87-68-3	Hexachlorobutadiene	1.0	U	1.0	0.35
74-95-3	Dibromomethane	1.0	U	1.0	0.42
75-27-4	Bromodichloromethane	1.0	U	1.0	0.29
75-71-8	Dichlorodifluoromethane	1.0	U	1.0	0.32
100-41-4	Ethylbenzene	1.0	U	1.0	0.25
106-93-4	1,2-Dibromoethane	1.0	U	1.0	0.32
108-20-3	Diisopropyl ether	5.0	U	5.0	0.50
91-20-3	Naphthalene	1.0	U	1.0	0.45
179601-23-1	m-Xylene & p-Xylene	2.0	U	2.0	0.24
104-51-8	n-Butylbenzene	1.0	U	1.0	0.31
98-82-8	Isopropylbenzene	1.0	U	1.0	0.35
103-65-1	n-Propylbenzene	1.0	U	1.0	0.40
78-93-3	2-Butanone	5.0	U	5.0	0.53
108-10-1	4-Methyl-2-pentanone	5.0	U	5.0	0.99
135-98-8	sec-Butylbenzene	1.0	U	1.0	0.48
1634-04-4	Methyl tert-butyl ether	1.0	U	1.0	0.20
994-05-8	Tert-amyl-methyl ether (TAME)	5.0	U	5.0	0.30
75-09-2	Methylene Chloride	1.0	U	1.0	0.33
95-47-6	o-Xylene	1.0	U	1.0	0.25
100-42-5	Styrene	1.0	U	1.0	0.45
637-92-3	Ethyl-t-butyl ether (ETBE)	5.0	U	5.0	0.23
98-06-6	tert-Butylbenzene	1.0	U	1.0	0.41
127-18-4	Tetrachloroethene	1.0	U	1.0	0.31
108-88-3	Toluene	1.0	U	1.0	0.23
156-60-5	trans-1,2-Dichloroethene	1.0	U	1.0	0.30
10061-02-6	trans-1,3-Dichloropropene	1.0	U	1.0	0.56
79-01-6	Trichloroethene	0.66	J	1.0	0.22
75-69-4	Trichlorofluoromethane	1.0	U	1.0	0.49
108-05-4	Vinyl acetate	2.0	U	2.0	0.41
75-01-4	Vinyl chloride	0.29	J	0.50	0.29
75-65-0	tert-Butyl alcohol	20	U	20	4.9
1330-20-7	Xylenes, Total	2.0	U	2.0	0.52

FORM I
GC/MS VOA ORGANICS ANALYSIS DATA SHEET

Lab Name: TestAmerica Canton | Job No.: 240-51914-1

SDG No.:

Client Sample ID: MSA-SW37C-061115 | Lab Sample ID: 240-51914-3

Matrix: Water | Lab File ID: UXX9449.D

Analysis Method: 8260C | Date Collected: 06/11/2015 11:44

Sample wt/vol: 5(mL) | Date Analyzed: 06/18/2015 14:22

Soil Aliquot Vol: | Dilution Factor: 1

Soil Extract Vol.: | GC Column: DB-624 ID: 0.18(mm)

% Moisture: | Level: (low/med) Low

Analysis Batch No.: 185678 | Units: ug/L

CAS NO.	COMPOUND NAME	RESULT	Q	RL	MDL
124-48-1	Dibromochloromethane	1.0	U	1.0	0.43

CAS NO.	SURROGATE	%REC	Q	LIMITS
17060-07-0	1,2-Dichloroethane-d4 (Surr)	89		63-129
460-00-4	4-Bromofluorobenzene (Surr)	80		66-120
2037-26-5	Toluene-d8 (Surr)	90		74-120
1868-53-7	Dibromofluoromethane (Surr)	91		75-121

FORM I
GC/MS VOA ORGANICS ANALYSIS DATA SHEET
TENTATIVELY IDENTIFIED COMPOUNDS

Lab Name: TestAmerica Canton Job No.: 240-51914-1

SDG No.:

Client Sample ID: MSA-SW37C-061115 Lab Sample ID: 240-51914-3

Matrix: Water Lab File ID: UXX9449.D

Analysis Method: 8260C Date Collected: 06/11/2015 11:44

Sample wt/vol: 5(mL) Date Analyzed: 06/18/2015 14:22

Soil Aliquot Vol: Dilution Factor: 1

Soil Extract Vol.: GC Column: DB-624 ID: 0.18(mm)

% Moisture: Level: (low/med) Low

Analysis Batch No.: 185678 Units: ug/L

Number TICs Found: 0 TIC Result Total: 0

CAS NO.	COMPOUND NAME	RT	RESULT	Q
	Tentatively Identified Compound		None	

FORM I-TIC 8260C

FORM I
GC/MS VOA ORGANICS ANALYSIS DATA SHEET
TARGETED TENATIVELY IDENTIFIED COMPOUNDS

Lab Name: TestAmerica Canton Job No.: 240-51914-1

SDG No.:

Client Sample ID: MSA-SW37C-061115 Lab Sample ID: 240-51914-3

Matrix: Water Lab File ID: UXX9449.D

Analysis Method: 8260C Date Collected: 06/11/2015 11:44

Sample wt/vol: 5(mL) Date Analyzed: 06/18/2015 14:22

Soil Aliquot Vol: Dilution Factor: 1

Soil Extract Vol.: GC Column: DB-624 ID: 0.18(mm)

% Moisture: Level: (low/med) Low

Analysis Batch No.: 185678 Units: ug/L

CAS NO.	COMPOUND NAME	RT	RESULT	Q
75-45-6	Chlorodifluoromethane TIC		1.0	U

FORM I-TIC 8260C

FORM I
GC/MS VOA ORGANICS ANALYSIS DATA SHEET

Lab Name: TestAmerica Canton | Job No.: 240-51914-1

SDG No.:

Client Sample ID: MSA-SW37D-061115 | Lab Sample ID: 240-51914-4

Matrix: Water | Lab File ID: UXX9453.D

Analysis Method: 8260C | Date Collected: 06/11/2015 11:48

Sample wt/vol: 5(mL) | Date Analyzed: 06/18/2015 17:28

Soil Aliquot Vol: | Dilution Factor: 1

Soil Extract Vol.: | GC Column: DB-624 ID: 0.18(mm)

% Moisture: | Level: (low/med) Low

Analysis Batch No.: 185678 | Units: ug/L

CAS NO.	COMPOUND NAME	RESULT	Q	RL	MDL
630-20-6	1,1,1,2-Tetrachloroethane	1.0	U	1.0	0.28
71-55-6	1,1,1-Trichloroethane	1.0	U	1.0	0.44
79-34-5	1,1,2,2-Tetrachloroethane	1.0	U	1.0	0.22
76-13-1	1,1,2-Trichloro-1,2,2-trichfluoroethane	1.0	U	1.0	0.45
75-34-3	1,1-Dichloroethane	1.0	U	1.0	0.30
75-35-4	1,1-Dichloroethene	1.0	U	1.0	0.45
563-58-6	1,1-Dichloropropene	1.0	U	1.0	0.42
87-61-6	1,2,3-Trichlorobenzene	1.0	U	1.0	0.37
96-18-4	1,2,3-Trichloropropane	1.0	U	1.0	0.44
526-73-8	1,2,3-Trimethylbenzene	5.0	U	5.0	0.47
120-82-1	1,2,4-Trichlorobenzene	1.0	U	1.0	0.32
95-63-6	1,2,4-Trimethylbenzene	1.0	U	1.0	0.41
96-12-8	1,2-Dibromo-3-Chloropropane	5.0	U	5.0	0.82
95-50-1	1,2-Dichlorobenzene	1.0	U	1.0	0.25
107-06-2	1,2-Dichloroethane	1.0	U	1.0	0.23
78-87-5	1,2-Dichloropropane	1.0	U	1.0	0.25
541-73-1	1,3-Dichlorobenzene	1.0	U	1.0	0.19
142-28-9	1,3-Dichloropropane	1.0	U	1.0	0.19
106-46-7	1,4-Dichlorobenzene	1.0	U	1.0	0.27
594-20-7	2,2-Dichloropropane	1.0	U	1.0	0.26
110-75-8	2-Chloroethyl vinyl ether	10	U	10	0.59
95-49-8	2-Chlorotoluene	1.0	U	1.0	0.40
591-78-6	2-Hexanone	5.0	U	5.0	0.48
108-86-1	Bromobenzene	1.0	U	1.0	0.35
74-97-5	Bromochloromethane	1.0	U	1.0	0.50
106-43-4	4-Chlorotoluene	1.0	U	1.0	0.29
99-87-6	p-Isopropyltoluene	1.0	U	1.0	0.43
67-64-1	Acetone	5.0	U	5.0	0.94
71-43-2	Benzene	1.0	U	1.0	0.35
75-25-2	Bromoform	1.0	U	1.0	0.56
74-83-9	Bromomethane	1.0	U	1.0	0.44
75-15-0	Carbon disulfide	1.0	U	1.0	0.38
56-23-5	Carbon tetrachloride	1.0	U	1.0	0.43
108-90-7	Chlorobenzene	1.0	U	1.0	0.25
75-00-3	Chloroethane	1.0	U	1.0	0.32

FORM I
GC/MS VOA ORGANICS ANALYSIS DATA SHEET

Lab Name: TestAmerica Canton | Job No.: 240-51914-1

SDG No.:

Client Sample ID: MSA-SW37D-061115 | Lab Sample ID: 240-51914-4

Matrix: Water | Lab File ID: UXX9453.D

Analysis Method: 8260C | Date Collected: 06/11/2015 11:48

Sample wt/vol: 5(mL) | Date Analyzed: 06/18/2015 17:28

Soil Aliquot Vol: | Dilution Factor: 1

Soil Extract Vol.: | GC Column: DB-624 ID: 0.18(mm)

% Moisture: | Level: (low/med) Low

Analysis Batch No.: 185678 | Units: ug/L

CAS NO.	COMPOUND NAME	RESULT	Q	RL	MDL
67-66-3	Chloroform	1.0	U	1.0	0.25
74-87-3	Chloromethane	1.0	U	1.0	0.44
156-59-2	cis-1,2-Dichloroethene	0.50	J	1.0	0.26
10061-01-5	cis-1,3-Dichloropropene	1.0	U	1.0	0.46
87-68-3	Hexachlorobutadiene	1.0	U	1.0	0.35
74-95-3	Dibromomethane	1.0	U	1.0	0.42
75-27-4	Bromodichloromethane	1.0	U	1.0	0.29
75-71-8	Dichlorodifluoromethane	1.0	U	1.0	0.32
100-41-4	Ethylbenzene	1.0	U	1.0	0.25
106-93-4	1,2-Dibromoethane	1.0	U	1.0	0.32
108-20-3	Diisopropyl ether	5.0	U	5.0	0.50
91-20-3	Naphthalene	1.0	U	1.0	0.45
179601-23-1	m-Xylene & p-Xylene	2.0	U	2.0	0.24
104-51-8	n-Butylbenzene	1.0	U	1.0	0.31
98-82-8	Isopropylbenzene	1.0	U	1.0	0.35
103-65-1	n-Propylbenzene	1.0	U	1.0	0.40
78-93-3	2-Butanone	5.0	U	5.0	0.53
108-10-1	4-Methyl-2-pentanone	5.0	U	5.0	0.99
135-98-8	sec-Butylbenzene	1.0	U	1.0	0.48
1634-04-4	Methyl tert-butyl ether	1.0	U	1.0	0.20
994-05-8	Tert-amyl-methyl ether (TAME)	5.0	U	5.0	0.30
75-09-2	Methylene Chloride	1.0	U	1.0	0.33
95-47-6	o-Xylene	1.0	U	1.0	0.25
100-42-5	Styrene	1.0	U	1.0	0.45
637-92-3	Ethyl-t-butyl ether (ETBE)	5.0	U	5.0	0.23
98-06-6	tert-Butylbenzene	1.0	U	1.0	0.41
127-18-4	Tetrachloroethene	1.0	U	1.0	0.31
108-88-3	Toluene	1.0	U	1.0	0.23
156-60-5	trans-1,2-Dichloroethene	1.0	U	1.0	0.30
10061-02-6	trans-1,3-Dichloropropene	1.0	U	1.0	0.56
79-01-6	Trichloroethene	1.1		1.0	0.22
75-69-4	Trichlorofluoromethane	1.0	U	1.0	0.49
108-05-4	Vinyl acetate	2.0	U	2.0	0.41
75-01-4	Vinyl chloride	0.50	U	0.50	0.29
75-65-0	tert-Butyl alcohol	20	U	20	4.9
1330-20-7	Xylenes, Total	2.0	U	2.0	0.52

FORM I
GC/MS VOA ORGANICS ANALYSIS DATA SHEET

Lab Name: TestAmerica Canton | Job No.: 240-51914-1

SDG No.:

Client Sample ID: MSA-SW37D-061115 | Lab Sample ID: 240-51914-4

Matrix: Water | Lab File ID: UXX9453.D

Analysis Method: 8260C | Date Collected: 06/11/2015 11:48

Sample wt/vol: 5(mL) | Date Analyzed: 06/18/2015 17:28

Soil Aliquot Vol: | Dilution Factor: 1

Soil Extract Vol.: | GC Column: DB-624 ID: 0.18(mm)

% Moisture: | Level: (low/med) Low

Analysis Batch No.: 185678 | Units: ug/L

CAS NO.	COMPOUND NAME	RESULT	Q	RL	MDL
124-48-1	Dibromochloromethane	1.0	U	1.0	0.43

CAS NO.	SURROGATE	%REC	Q	LIMITS
17060-07-0	1,2-Dichloroethane-d4 (Surr)	84		63-129
460-00-4	4-Bromofluorobenzene (Surr)	81		66-120
2037-26-5	Toluene-d8 (Surr)	94		74-120
1868-53-7	Dibromofluoromethane (Surr)	88		75-121

FORM I
GC/MS VOA ORGANICS ANALYSIS DATA SHEET
TENTATIVELY IDENTIFIED COMPOUNDS

Lab Name: TestAmerica Canton Job No.: 240-51914-1

SDG No.:

Client Sample ID: MSA-SW37D-061115 Lab Sample ID: 240-51914-4

Matrix: Water Lab File ID: UXX9453.D

Analysis Method: 8260C Date Collected: 06/11/2015 11:48

Sample wt/vol: 5(mL) Date Analyzed: 06/18/2015 17:28

Soil Aliquot Vol: Dilution Factor: 1

Soil Extract Vol.: GC Column: DB-624 ID: 0.18(mm)

% Moisture: Level: (low/med) Low

Analysis Batch No.: 185678 Units: ug/L

Number TICs Found: 0 TIC Result Total: 0

CAS NO.	COMPOUND NAME	RT	RESULT	Q
	Tentatively Identified Compound		None	

FORM I-TIC 8260C

FORM I
GC/MS VOA ORGANICS ANALYSIS DATA SHEET
TARGETED TENATIVELY IDENTIFIED COMPOUNDS

Lab Name: TestAmerica Canton Job No.: 240-51914-1

SDG No.:

Client Sample ID: MSA-SW37D-061115 Lab Sample ID: 240-51914-4

Matrix: Water Lab File ID: UXX9453.D

Analysis Method: 8260C Date Collected: 06/11/2015 11:48

Sample wt/vol: 5(mL) Date Analyzed: 06/18/2015 17:28

Soil Aliquot Vol: Dilution Factor: 1

Soil Extract Vol.: GC Column: DB-624 ID: 0.18(mm)

% Moisture: Level: (low/med) Low

Analysis Batch No.: 185678 Units: ug/L

CAS NO.	COMPOUND NAME	RT	RESULT	Q
75-45-6	Chlorodifluoromethane TIC		1.0	U

FORM I-TIC 8260C

FORM I
GC/MS VOA ORGANICS ANALYSIS DATA SHEET

Lab Name: TestAmerica Canton | Job No.: 240-51914-1
SDG No.:
Client Sample ID: MSA-SW38A-061115 | Lab Sample ID: 240-51914-5
Matrix: Water | Lab File ID: UXX9454.D
Analysis Method: 8260C | Date Collected: 06/11/2015 10:42
Sample wt/vol: 5(mL) | Date Analyzed: 06/18/2015 17:50
Soil Aliquot Vol: | Dilution Factor: 1
Soil Extract Vol.: | GC Column: DB-624 ID: 0.18(mm)
% Moisture: | Level: (low/med) Low
Analysis Batch No.: 185678 | Units: ug/L

CAS NO.	COMPOUND NAME	RESULT	Q	RL	MDL
630-20-6	1,1,1,2-Tetrachloroethane	1.0	U	1.0	0.28
71-55-6	1,1,1-Trichloroethane	1.0	U	1.0	0.44
79-34-5	1,1,2,2-Tetrachloroethane	1.0	U	1.0	0.22
76-13-1	1,1,2-Trichloro-1,2,2-trichfluoroethane	1.0	U	1.0	0.45
75-34-3	1,1-Dichloroethane	1.0	U	1.0	0.30
75-35-4	1,1-Dichloroethene	1.0	U	1.0	0.45
563-58-6	1,1-Dichloropropene	1.0	U	1.0	0.42
87-61-6	1,2,3-Trichlorobenzene	1.0	U	1.0	0.37
96-18-4	1,2,3-Trichloropropane	1.0	U	1.0	0.44
526-73-8	1,2,3-Trimethylbenzene	5.0	U	5.0	0.47
120-82-1	1,2,4-Trichlorobenzene	1.0	U	1.0	0.32
95-63-6	1,2,4-Trimethylbenzene	1.0	U	1.0	0.41
96-12-8	1,2-Dibromo-3-Chloropropane	5.0	U	5.0	0.82
95-50-1	1,2-Dichlorobenzene	1.0	U	1.0	0.25
107-06-2	1,2-Dichloroethane	1.0	U	1.0	0.23
78-87-5	1,2-Dichloropropane	1.0	U	1.0	0.25
541-73-1	1,3-Dichlorobenzene	1.0	U	1.0	0.19
142-28-9	1,3-Dichloropropane	1.0	U	1.0	0.19
106-46-7	1,4-Dichlorobenzene	0.44	J	1.0	0.27
594-20-7	2,2-Dichloropropane	1.0	U	1.0	0.26
110-75-8	2-Chloroethyl vinyl ether	10	U	10	0.59
95-49-8	2-Chlorotoluene	1.0	U	1.0	0.40
591-78-6	2-Hexanone	5.0	U	5.0	0.48
108-86-1	Bromobenzene	1.0	U	1.0	0.35
74-97-5	Bromochloromethane	1.0	U	1.0	0.50
106-43-4	4-Chlorotoluene	1.0	U	1.0	0.29
99-87-6	p-Isopropyltoluene	1.0	U	1.0	0.43
67-64-1	Acetone	5.0	U	5.0	0.94
71-43-2	Benzene	1.0	U	1.0	0.35
75-25-2	Bromoform	1.0	U	1.0	0.56
74-83-9	Bromomethane	1.0	U	1.0	0.44
75-15-0	Carbon disulfide	1.0	U	1.0	0.38
56-23-5	Carbon tetrachloride	1.0	U	1.0	0.43
108-90-7	Chlorobenzene	1.0	U	1.0	0.25
75-00-3	Chloroethane	1.0	U	1.0	0.32

FORM I
GC/MS VOA ORGANICS ANALYSIS DATA SHEET

Lab Name: TestAmerica Canton | Job No.: 240-51914-1

SDG No.:

Client Sample ID: MSA-SW38A-061115 | Lab Sample ID: 240-51914-5

Matrix: Water | Lab File ID: UXX9454.D

Analysis Method: 8260C | Date Collected: 06/11/2015 10:42

Sample wt/vol: 5(mL) | Date Analyzed: 06/18/2015 17:50

Soil Aliquot Vol: | Dilution Factor: 1

Soil Extract Vol.: | GC Column: DB-624 ID: 0.18(mm)

% Moisture: | Level: (low/med) Low

Analysis Batch No.: 185678 | Units: ug/L

CAS NO.	COMPOUND NAME	RESULT	Q	RL	MDL
67-66-3	Chloroform	1.0	U	1.0	0.25
74-87-3	Chloromethane	1.0	U	1.0	0.44
156-59-2	cis-1,2-Dichloroethene	9.9		1.0	0.26
10061-01-5	cis-1,3-Dichloropropene	1.0	U	1.0	0.46
87-68-3	Hexachlorobutadiene	1.0	U	1.0	0.35
74-95-3	Dibromomethane	1.0	U	1.0	0.42
75-27-4	Bromodichloromethane	1.0	U	1.0	0.29
75-71-8	Dichlorodifluoromethane	1.0	U	1.0	0.32
100-41-4	Ethylbenzene	1.0	U	1.0	0.25
106-93-4	1,2-Dibromoethane	1.0	U	1.0	0.32
108-20-3	Diisopropyl ether	5.0	U	5.0	0.50
91-20-3	Naphthalene	1.0	U	1.0	0.45
179601-23-1	m-Xylene & p-Xylene	0.53	J	2.0	0.24
104-51-8	n-Butylbenzene	1.0	U	1.0	0.31
98-82-8	Isopropylbenzene	1.0	U	1.0	0.35
103-65-1	n-Propylbenzene	1.0	U	1.0	0.40
78-93-3	2-Butanone	5.0	U	5.0	0.53
108-10-1	4-Methyl-2-pentanone	5.0	U	5.0	0.99
135-98-8	sec-Butylbenzene	1.0	U	1.0	0.48
1634-04-4	Methyl tert-butyl ether	1.0	U	1.0	0.20
994-05-8	Tert-amyl-methyl ether (TAME)	5.0	U	5.0	0.30
75-09-2	Methylene Chloride	1.0	U	1.0	0.33
95-47-6	o-Xylene	0.28	J	1.0	0.25
100-42-5	Styrene	1.0	U	1.0	0.45
637-92-3	Ethyl-t-butyl ether (ETBE)	5.0	U	5.0	0.23
98-06-6	tert-Butylbenzene	1.0	U	1.0	0.41
127-18-4	Tetrachloroethene	1.0	U	1.0	0.31
108-88-3	Toluene	1.0	U	1.0	0.23
156-60-5	trans-1,2-Dichloroethene	1.0	U	1.0	0.30
10061-02-6	trans-1,3-Dichloropropene	1.0	U	1.0	0.56
79-01-6	Trichloroethene	3.0		1.0	0.22
75-69-4	Trichlorofluoromethane	1.0	U	1.0	0.49
108-05-4	Vinyl acetate	2.0	U	2.0	0.41
75-01-4	Vinyl chloride	5.8		0.50	0.29
75-65-0	tert-Butyl alcohol	20	U	20	4.9
1330-20-7	Xylenes, Total	0.81	J	2.0	0.52

FORM I
GC/MS VOA ORGANICS ANALYSIS DATA SHEET

Lab Name: TestAmerica Canton | Job No.: 240-51914-1

SDG No.:

Client Sample ID: MSA-SW38A-061115 | Lab Sample ID: 240-51914-5

Matrix: Water | Lab File ID: UXX9454.D

Analysis Method: 8260C | Date Collected: 06/11/2015 10:42

Sample wt/vol: 5(mL) | Date Analyzed: 06/18/2015 17:50

Soil Aliquot Vol: | Dilution Factor: 1

Soil Extract Vol.: | GC Column: DB-624 ID: 0.18(mm)

% Moisture: | Level: (low/med) Low

Analysis Batch No.: 185678 | Units: ug/L

CAS NO.	COMPOUND NAME	RESULT	Q	RL	MDL
124-48-1	Dibromochloromethane	1.0	U	1.0	0.43

CAS NO.	SURROGATE	%REC	Q	LIMITS
17060-07-0	1,2-Dichloroethane-d4 (Surr)	85		63-129
460-00-4	4-Bromofluorobenzene (Surr)	81		66-120
2037-26-5	Toluene-d8 (Surr)	95		74-120
1868-53-7	Dibromofluoromethane (Surr)	87		75-121

FORM I
GC/MS VOA ORGANICS ANALYSIS DATA SHEET
TENTATIVELY IDENTIFIED COMPOUNDS

Lab Name: TestAmerica Canton Job No.: 240-51914-1

SDG No.:

Client Sample ID: MSA-SW38A-061115 Lab Sample ID: 240-51914-5

Matrix: Water Lab File ID: UXX9454.D

Analysis Method: 8260C Date Collected: 06/11/2015 10:42

Sample wt/vol: 5(mL) Date Analyzed: 06/18/2015 17:50

Soil Aliquot Vol: Dilution Factor: 1

Soil Extract Vol.: GC Column: DB-624 ID: 0.18(mm)

% Moisture: Level: (low/med) Low

Analysis Batch No.: 185678 Units: ug/L

Number TICs Found: 0 TIC Result Total: 0

CAS NO.	COMPOUND NAME	RT	RESULT	Q
	Tentatively Identified Compound		None	

FORM I-TIC 8260C

FORM I
GC/MS VOA ORGANICS ANALYSIS DATA SHEET
TARGETED TENATIVELY IDENTIFIED COMPOUNDS

Lab Name: TestAmerica Canton Job No.: 240-51914-1

SDG No.:

Client Sample ID: MSA-SW38A-061115 Lab Sample ID: 240-51914-5

Matrix: Water Lab File ID: UXX9454.D

Analysis Method: 8260C Date Collected: 06/11/2015 10:42

Sample wt/vol: 5(mL) Date Analyzed: 06/18/2015 17:50

Soil Aliquot Vol: Dilution Factor: 1

Soil Extract Vol.: GC Column: DB-624 ID: 0.18(mm)

% Moisture: Level: (low/med) Low

Analysis Batch No.: 185678 Units: ug/L

CAS NO.	COMPOUND NAME	RT	RESULT	Q
75-45-6	Chlorodifluoromethane TIC		1.0	U

FORM I-TIC 8260C

FORM I
GC/MS VOA ORGANICS ANALYSIS DATA SHEET

Lab Name: TestAmerica Canton | Job No.: 240-51914-1
SDG No.:
Client Sample ID: MSA-SW38B-061115 | Lab Sample ID: 240-51914-6
Matrix: Water | Lab File ID: UXX9455.D
Analysis Method: 8260C | Date Collected: 06/11/2015 10:46
Sample wt/vol: 5(mL) | Date Analyzed: 06/18/2015 18:13
Soil Aliquot Vol: | Dilution Factor: 1
Soil Extract Vol.: | GC Column: DB-624 ID: 0.18(mm)
% Moisture: | Level: (low/med) Low
Analysis Batch No.: 185678 | Units: ug/L

CAS NO.	COMPOUND NAME	RESULT	Q	RL	MDL
630-20-6	1,1,1,2-Tetrachloroethane	1.0	U	1.0	0.28
71-55-6	1,1,1-Trichloroethane	1.0	U	1.0	0.44
79-34-5	1,1,2,2-Tetrachloroethane	1.0	U	1.0	0.22
76-13-1	1,1,2-Trichloro-1,2,2-trichfluoroethane	1.0	U	1.0	0.45
75-34-3	1,1-Dichloroethane	1.0	U	1.0	0.30
75-35-4	1,1-Dichloroethene	1.0	U	1.0	0.45
563-58-6	1,1-Dichloropropene	1.0	U	1.0	0.42
87-61-6	1,2,3-Trichlorobenzene	1.0	U	1.0	0.37
96-18-4	1,2,3-Trichloropropane	1.0	U	1.0	0.44
526-73-8	1,2,3-Trimethylbenzene	5.0	U	5.0	0.47
120-82-1	1,2,4-Trichlorobenzene	1.0	U	1.0	0.32
95-63-6	1,2,4-Trimethylbenzene	1.0	U	1.0	0.41
96-12-8	1,2-Dibromo-3-Chloropropane	5.0	U	5.0	0.82
95-50-1	1,2-Dichlorobenzene	1.0	U	1.0	0.25
107-06-2	1,2-Dichloroethane	1.0	U	1.0	0.23
78-87-5	1,2-Dichloropropane	1.0	U	1.0	0.25
541-73-1	1,3-Dichlorobenzene	1.0	U	1.0	0.19
142-28-9	1,3-Dichloropropane	1.0	U	1.0	0.19
106-46-7	1,4-Dichlorobenzene	1.0	U	1.0	0.27
594-20-7	2,2-Dichloropropane	1.0	U	1.0	0.26
110-75-8	2-Chloroethyl vinyl ether	10	U	10	0.59
95-49-8	2-Chlorotoluene	1.0	U	1.0	0.40
591-78-6	2-Hexanone	5.0	U	5.0	0.48
108-86-1	Bromobenzene	1.0	U	1.0	0.35
74-97-5	Bromochloromethane	1.0	U	1.0	0.50
106-43-4	4-Chlorotoluene	1.0	U	1.0	0.29
99-87-6	p-Isopropyltoluene	1.0	U	1.0	0.43
67-64-1	Acetone	5.0	U	5.0	0.94
71-43-2	Benzene	1.0	U	1.0	0.35
75-25-2	Bromoform	1.0	U	1.0	0.56
74-83-9	Bromomethane	1.0	U	1.0	0.44
75-15-0	Carbon disulfide	1.0	U	1.0	0.38
56-23-5	Carbon tetrachloride	1.0	U	1.0	0.43
108-90-7	Chlorobenzene	1.0	U	1.0	0.25
75-00-3	Chloroethane	1.0	U	1.0	0.32

FORM I
GC/MS VOA ORGANICS ANALYSIS DATA SHEET

Lab Name: TestAmerica Canton | Job No.: 240-51914-1

SDG No.:

Client Sample ID: MSA-SW38B-061115 | Lab Sample ID: 240-51914-6

Matrix: Water | Lab File ID: UXX9455.D

Analysis Method: 8260C | Date Collected: 06/11/2015 10:46

Sample wt/vol: 5(mL) | Date Analyzed: 06/18/2015 18:13

Soil Aliquot Vol: | Dilution Factor: 1

Soil Extract Vol.: | GC Column: DB-624 ID: 0.18(mm)

% Moisture: | Level: (low/med) Low

Analysis Batch No.: 185678 | Units: ug/L

CAS NO.	COMPOUND NAME	RESULT	Q	RL	MDL
67-66-3	Chloroform	1.0	U	1.0	0.25
74-87-3	Chloromethane	1.0	U	1.0	0.44
156-59-2	cis-1,2-Dichloroethene	1.1		1.0	0.26
10061-01-5	cis-1,3-Dichloropropene	1.0	U	1.0	0.46
87-68-3	Hexachlorobutadiene	1.0	U	1.0	0.35
74-95-3	Dibromomethane	1.0	U	1.0	0.42
75-27-4	Bromodichloromethane	1.0	U	1.0	0.29
75-71-8	Dichlorodifluoromethane	1.0	U	1.0	0.32
100-41-4	Ethylbenzene	1.0	U	1.0	0.25
106-93-4	1,2-Dibromoethane	1.0	U	1.0	0.32
108-20-3	Diisopropyl ether	5.0	U	5.0	0.50
91-20-3	Naphthalene	1.0	U	1.0	0.45
179601-23-1	m-Xylene & p-Xylene	2.0	U	2.0	0.24
104-51-8	n-Butylbenzene	1.0	U	1.0	0.31
98-82-8	Isopropylbenzene	1.0	U	1.0	0.35
103-65-1	n-Propylbenzene	1.0	U	1.0	0.40
78-93-3	2-Butanone	5.0	U	5.0	0.53
108-10-1	4-Methyl-2-pentanone	5.0	U	5.0	0.99
135-98-8	sec-Butylbenzene	1.0	U	1.0	0.48
1634-04-4	Methyl tert-butyl ether	1.0	U	1.0	0.20
994-05-8	Tert-amyl-methyl ether (TAME)	5.0	U	5.0	0.30
75-09-2	Methylene Chloride	1.0	U	1.0	0.33
95-47-6	o-Xylene	1.0	U	1.0	0.25
100-42-5	Styrene	1.0	U	1.0	0.45
637-92-3	Ethyl-t-butyl ether (ETBE)	5.0	U	5.0	0.23
98-06-6	tert-Butylbenzene	1.0	U	1.0	0.41
127-18-4	Tetrachloroethene	1.0	U	1.0	0.31
108-88-3	Toluene	1.0	U	1.0	0.23
156-60-5	trans-1,2-Dichloroethene	1.0	U	1.0	0.30
10061-02-6	trans-1,3-Dichloropropene	1.0	U	1.0	0.56
79-01-6	Trichloroethene	1.5		1.0	0.22
75-69-4	Trichlorofluoromethane	1.0	U	1.0	0.49
108-05-4	Vinyl acetate	2.0	U	2.0	0.41
75-01-4	Vinyl chloride	0.61		0.50	0.29
75-65-0	tert-Butyl alcohol	20	U	20	4.9
1330-20-7	Xylenes, Total	2.0	U	2.0	0.52

FORM I
GC/MS VOA ORGANICS ANALYSIS DATA SHEET

Lab Name: TestAmerica Canton | Job No.: 240-51914-1

SDG No.:

Client Sample ID: MSA-SW38B-061115 | Lab Sample ID: 240-51914-6

Matrix: Water | Lab File ID: UXX9455.D

Analysis Method: 8260C | Date Collected: 06/11/2015 10:46

Sample wt/vol: 5(mL) | Date Analyzed: 06/18/2015 18:13

Soil Aliquot Vol: | Dilution Factor: 1

Soil Extract Vol.: | GC Column: DB-624 ID: 0.18(mm)

% Moisture: | Level: (low/med) Low

Analysis Batch No.: 185678 | Units: ug/L

CAS NO.	COMPOUND NAME	RESULT	Q	RL	MDL
124-48-1	Dibromochloromethane	1.0	U	1.0	0.43

CAS NO.	SURROGATE	%REC	Q	LIMITS
17060-07-0	1,2-Dichloroethane-d4 (Surr)	85		63-129
460-00-4	4-Bromofluorobenzene (Surr)	77		66-120
2037-26-5	Toluene-d8 (Surr)	94		74-120
1868-53-7	Dibromofluoromethane (Surr)	88		75-121

FORM I
GC/MS VOA ORGANICS ANALYSIS DATA SHEET
TENTATIVELY IDENTIFIED COMPOUNDS

Lab Name: TestAmerica Canton Job No.: 240-51914-1

SDG No.:

Client Sample ID: MSA-SW38B-061115 Lab Sample ID: 240-51914-6

Matrix: Water Lab File ID: UXX9455.D

Analysis Method: 8260C Date Collected: 06/11/2015 10:46

Sample wt/vol: 5(mL) Date Analyzed: 06/18/2015 18:13

Soil Aliquot Vol: Dilution Factor: 1

Soil Extract Vol.: GC Column: DB-624 ID: 0.18(mm)

% Moisture: Level: (low/med) Low

Analysis Batch No.: 185678 Units: ug/L

Number TICs Found: 0 TIC Result Total: 0

CAS NO.	COMPOUND NAME	RT	RESULT	Q
	Tentatively Identified Compound		None	

FORM I-TIC 8260C

FORM I
GC/MS VOA ORGANICS ANALYSIS DATA SHEET
TARGETED TENATIVELY IDENTIFIED COMPOUNDS

Lab Name: TestAmerica Canton Job No.: 240-51914-1

SDG No.:

Client Sample ID: MSA-SW38B-061115 Lab Sample ID: 240-51914-6

Matrix: Water Lab File ID: UXX9455.D

Analysis Method: 8260C Date Collected: 06/11/2015 10:46

Sample wt/vol: 5(mL) Date Analyzed: 06/18/2015 18:13

Soil Aliquot Vol: Dilution Factor: 1

Soil Extract Vol.: GC Column: DB-624 ID: 0.18(mm)

% Moisture: Level: (low/med) Low

Analysis Batch No.: 185678 Units: ug/L

CAS NO.	COMPOUND NAME	RT	RESULT	Q
75-45-6	Chlorodifluoromethane TIC		1.0	U

FORM I
GC/MS VOA ORGANICS ANALYSIS DATA SHEET

Lab Name: TestAmerica Canton | Job No.: 240-51914-1

SDG No.:

Client Sample ID: MSA-SW38C-061115 | Lab Sample ID: 240-51914-7

Matrix: Water | Lab File ID: UXX9456.D

Analysis Method: 8260C | Date Collected: 06/11/2015 10:49

Sample wt/vol: 5(mL) | Date Analyzed: 06/18/2015 18:35

Soil Aliquot Vol: | Dilution Factor: 1

Soil Extract Vol.: | GC Column: DB-624 ID: 0.18(mm)

% Moisture: | Level: (low/med) Low

Analysis Batch No.: 185678 | Units: ug/L

CAS NO.	COMPOUND NAME	RESULT	Q	RL	MDL
630-20-6	1,1,1,2-Tetrachloroethane	1.0	U	1.0	0.28
71-55-6	1,1,1-Trichloroethane	1.0	U	1.0	0.44
79-34-5	1,1,2,2-Tetrachloroethane	1.0	U	1.0	0.22
76-13-1	1,1,2-Trichloro-1,2,2-trichfluoroethane	1.0	U	1.0	0.45
75-34-3	1,1-Dichloroethane	1.0	U	1.0	0.30
75-35-4	1,1-Dichloroethene	1.0	U	1.0	0.45
563-58-6	1,1-Dichloropropene	1.0	U	1.0	0.42
87-61-6	1,2,3-Trichlorobenzene	1.0	U	1.0	0.37
96-18-4	1,2,3-Trichloropropane	1.0	U	1.0	0.44
526-73-8	1,2,3-Trimethylbenzene	5.0	U	5.0	0.47
120-82-1	1,2,4-Trichlorobenzene	1.0	U	1.0	0.32
95-63-6	1,2,4-Trimethylbenzene	1.0	U	1.0	0.41
96-12-8	1,2-Dibromo-3-Chloropropane	5.0	U	5.0	0.82
95-50-1	1,2-Dichlorobenzene	1.0	U	1.0	0.25
107-06-2	1,2-Dichloroethane	1.0	U	1.0	0.23
78-87-5	1,2-Dichloropropane	1.0	U	1.0	0.25
541-73-1	1,3-Dichlorobenzene	1.0	U	1.0	0.19
142-28-9	1,3-Dichloropropane	1.0	U	1.0	0.19
106-46-7	1,4-Dichlorobenzene	1.0	U	1.0	0.27
594-20-7	2,2-Dichloropropane	1.0	U	1.0	0.26
110-75-8	2-Chloroethyl vinyl ether	10	U	10	0.59
95-49-8	2-Chlorotoluene	1.0	U	1.0	0.40
591-78-6	2-Hexanone	5.0	U	5.0	0.48
108-86-1	Bromobenzene	1.0	U	1.0	0.35
74-97-5	Bromochloromethane	1.0	U	1.0	0.50
106-43-4	4-Chlorotoluene	1.0	U	1.0	0.29
99-87-6	p-Isopropyltoluene	1.0	U	1.0	0.43
67-64-1	Acetone	5.0	U	5.0	0.94
71-43-2	Benzene	1.0	U	1.0	0.35
75-25-2	Bromoform	1.0	U	1.0	0.56
74-83-9	Bromomethane	1.0	U	1.0	0.44
75-15-0	Carbon disulfide	1.0	U	1.0	0.38
56-23-5	Carbon tetrachloride	1.0	U	1.0	0.43
108-90-7	Chlorobenzene	1.0	U	1.0	0.25
75-00-3	Chloroethane	1.0	U	1.0	0.32

FORM I
GC/MS VOA ORGANICS ANALYSIS DATA SHEET

Lab Name: TestAmerica Canton | Job No.: 240-51914-1

SDG No.:

Client Sample ID: MSA-SW38C-061115 | Lab Sample ID: 240-51914-7

Matrix: Water | Lab File ID: UXX9456.D

Analysis Method: 8260C | Date Collected: 06/11/2015 10:49

Sample wt/vol: 5(mL) | Date Analyzed: 06/18/2015 18:35

Soil Aliquot Vol: | Dilution Factor: 1

Soil Extract Vol.: | GC Column: DB-624 ID: 0.18(mm)

% Moisture: | Level: (low/med) Low

Analysis Batch No.: 185678 | Units: ug/L

CAS NO.	COMPOUND NAME	RESULT	Q	RL	MDL
67-66-3	Chloroform	1.0	U	1.0	0.25
74-87-3	Chloromethane	1.0	U	1.0	0.44
156-59-2	cis-1,2-Dichloroethene	1.1		1.0	0.26
10061-01-5	cis-1,3-Dichloropropene	1.0	U	1.0	0.46
87-68-3	Hexachlorobutadiene	1.0	U	1.0	0.35
74-95-3	Dibromomethane	1.0	U	1.0	0.42
75-27-4	Bromodichloromethane	1.0	U	1.0	0.29
75-71-8	Dichlorodifluoromethane	1.0	U	1.0	0.32
100-41-4	Ethylbenzene	1.0	U	1.0	0.25
106-93-4	1,2-Dibromoethane	1.0	U	1.0	0.32
108-20-3	Diisopropyl ether	5.0	U	5.0	0.50
91-20-3	Naphthalene	1.0	U	1.0	0.45
179601-23-1	m-Xylene & p-Xylene	2.0	U	2.0	0.24
104-51-8	n-Butylbenzene	1.0	U	1.0	0.31
98-82-8	Isopropylbenzene	1.0	U	1.0	0.35
103-65-1	n-Propylbenzene	1.0	U	1.0	0.40
78-93-3	2-Butanone	5.0	U	5.0	0.53
108-10-1	4-Methyl-2-pentanone	5.0	U	5.0	0.99
135-98-8	sec-Butylbenzene	1.0	U	1.0	0.48
1634-04-4	Methyl tert-butyl ether	1.0	U	1.0	0.20
994-05-8	Tert-amyl-methyl ether (TAME)	5.0	U	5.0	0.30
75-09-2	Methylene Chloride	1.0	U	1.0	0.33
95-47-6	o-Xylene	1.0	U	1.0	0.25
100-42-5	Styrene	1.0	U	1.0	0.45
637-92-3	Ethyl-t-butyl ether (ETBE)	5.0	U	5.0	0.23
98-06-6	tert-Butylbenzene	1.0	U	1.0	0.41
127-18-4	Tetrachloroethene	1.0	U	1.0	0.31
108-88-3	Toluene	1.0	U	1.0	0.23
156-60-5	trans-1,2-Dichloroethene	1.0	U	1.0	0.30
10061-02-6	trans-1,3-Dichloropropene	1.0	U	1.0	0.56
79-01-6	Trichloroethene	2.2		1.0	0.22
75-69-4	Trichlorofluoromethane	1.0	U	1.0	0.49
108-05-4	Vinyl acetate	2.0	U	2.0	0.41
75-01-4	Vinyl chloride	0.58		0.50	0.29
75-65-0	tert-Butyl alcohol	20	U	20	4.9
1330-20-7	Xylenes, Total	2.0	U	2.0	0.52

FORM I
GC/MS VOA ORGANICS ANALYSIS DATA SHEET

Lab Name: TestAmerica Canton | Job No.: 240-51914-1

SDG No.:

Client Sample ID: MSA-SW38C-061115 | Lab Sample ID: 240-51914-7

Matrix: Water | Lab File ID: UXX9456.D

Analysis Method: 8260C | Date Collected: 06/11/2015 10:49

Sample wt/vol: 5(mL) | Date Analyzed: 06/18/2015 18:35

Soil Aliquot Vol: | Dilution Factor: 1

Soil Extract Vol.: | GC Column: DB-624 ID: 0.18(mm)

% Moisture: | Level: (low/med) Low

Analysis Batch No.: 185678 | Units: ug/L

CAS NO.	COMPOUND NAME	RESULT	Q	RL	MDL
124-48-1	Dibromochloromethane	1.0	U	1.0	0.43

CAS NO.	SURROGATE	%REC	Q	LIMITS
17060-07-0	1,2-Dichloroethane-d4 (Surr)	86		63-129
460-00-4	4-Bromofluorobenzene (Surr)	78		66-120
2037-26-5	Toluene-d8 (Surr)	93		74-120
1868-53-7	Dibromofluoromethane (Surr)	88		75-121

FORM I
GC/MS VOA ORGANICS ANALYSIS DATA SHEET
TENTATIVELY IDENTIFIED COMPOUNDS

Lab Name: TestAmerica Canton Job No.: 240-51914-1

SDG No.:

Client Sample ID: MSA-SW38C-061115 Lab Sample ID: 240-51914-7

Matrix: Water Lab File ID: UXX9456.D

Analysis Method: 8260C Date Collected: 06/11/2015 10:49

Sample wt/vol: 5(mL) Date Analyzed: 06/18/2015 18:35

Soil Aliquot Vol: Dilution Factor: 1

Soil Extract Vol.: GC Column: DB-624 ID: 0.18(mm)

% Moisture: Level: (low/med) Low

Analysis Batch No.: 185678 Units: ug/L

Number TICs Found: 0 TIC Result Total: 0

CAS NO.	COMPOUND NAME	RT	RESULT	Q
	Tentatively Identified Compound		None	

FORM I-TIC 8260C

FORM I
GC/MS VOA ORGANICS ANALYSIS DATA SHEET
TARGETED TENATIVELY IDENTIFIED COMPOUNDS

Lab Name: TestAmerica Canton Job No.: 240-51914-1

SDG No.:

Client Sample ID: MSA-SW38C-061115 Lab Sample ID: 240-51914-7

Matrix: Water Lab File ID: UXX9456.D

Analysis Method: 8260C Date Collected: 06/11/2015 10:49

Sample wt/vol: 5(mL) Date Analyzed: 06/18/2015 18:35

Soil Aliquot Vol: Dilution Factor: 1

Soil Extract Vol.: GC Column: DB-624 ID: 0.18(mm)

% Moisture: Level: (low/med) Low

Analysis Batch No.: 185678 Units: ug/L

CAS NO.	COMPOUND NAME	RT	RESULT	Q
75-45-6	Chlorodifluoromethane TIC		1.0	U

FORM I-TIC 8260C

FORM I
GC/MS VOA ORGANICS ANALYSIS DATA SHEET

Lab Name: TestAmerica Canton | Job No.: 240-51914-1
SDG No.:
Client Sample ID: MSA-SW38D-061115 | Lab Sample ID: 240-51914-8
Matrix: Water | Lab File ID: UXX9457.D
Analysis Method: 8260C | Date Collected: 06/11/2015 10:53
Sample wt/vol: 5(mL) | Date Analyzed: 06/18/2015 18:58
Soil Aliquot Vol: | Dilution Factor: 1
Soil Extract Vol.: | GC Column: DB-624 ID: 0.18(mm)
% Moisture: | Level: (low/med) Low
Analysis Batch No.: 185678 | Units: ug/L

CAS NO.	COMPOUND NAME	RESULT	Q	RL	MDL
630-20-6	1,1,1,2-Tetrachloroethane	1.0	U	1.0	0.28
71-55-6	1,1,1-Trichloroethane	1.0	U	1.0	0.44
79-34-5	1,1,2,2-Tetrachloroethane	1.0	U	1.0	0.22
76-13-1	1,1,2-Trichloro-1,2,2-trichfluoroeth ane	1.0	U	1.0	0.45
75-34-3	1,1-Dichloroethane	1.0	U	1.0	0.30
75-35-4	1,1-Dichloroethene	1.0	U	1.0	0.45
563-58-6	1,1-Dichloropropene	1.0	U	1.0	0.42
87-61-6	1,2,3-Trichlorobenzene	1.0	U	1.0	0.37
96-18-4	1,2,3-Trichloropropane	1.0	U	1.0	0.44
526-73-8	1,2,3-Trimethylbenzene	5.0	U	5.0	0.47
120-82-1	1,2,4-Trichlorobenzene	1.0	U	1.0	0.32
95-63-6	1,2,4-Trimethylbenzene	1.0	U	1.0	0.41
96-12-8	1,2-Dibromo-3-Chloropropane	5.0	U	5.0	0.82
95-50-1	1,2-Dichlorobenzene	1.0	U	1.0	0.25
107-06-2	1,2-Dichloroethane	1.0	U	1.0	0.23
78-87-5	1,2-Dichloropropane	1.0	U	1.0	0.25
541-73-1	1,3-Dichlorobenzene	1.0	U	1.0	0.19
142-28-9	1,3-Dichloropropane	1.0	U	1.0	0.19
106-46-7	1,4-Dichlorobenzene	1.0	U	1.0	0.27
594-20-7	2,2-Dichloropropane	1.0	U	1.0	0.26
110-75-8	2-Chloroethyl vinyl ether	10	U	10	0.59
95-49-8	2-Chlorotoluene	1.0	U	1.0	0.40
591-78-6	2-Hexanone	5.0	U	5.0	0.48
108-86-1	Bromobenzene	1.0	U	1.0	0.35
74-97-5	Bromochloromethane	1.0	U	1.0	0.50
106-43-4	4-Chlorotoluene	1.0	U	1.0	0.29
99-87-6	p-Isopropyltoluene	1.0	U	1.0	0.43
67-64-1	Acetone	5.0	U	5.0	0.94
71-43-2	Benzene	1.0	U	1.0	0.35
75-25-2	Bromoform	1.0	U	1.0	0.56
74-83-9	Bromomethane	1.0	U	1.0	0.44
75-15-0	Carbon disulfide	1.0	U	1.0	0.38
56-23-5	Carbon tetrachloride	1.0	U	1.0	0.43
108-90-7	Chlorobenzene	1.0	U	1.0	0.25
75-00-3	Chloroethane	1.0	U	1.0	0.32

FORM I
GC/MS VOA ORGANICS ANALYSIS DATA SHEET

Lab Name: TestAmerica Canton | Job No.: 240-51914-1

SDG No.:

Client Sample ID: MSA-SW38D-061115 | Lab Sample ID: 240-51914-8

Matrix: Water | Lab File ID: UXX9457.D

Analysis Method: 8260C | Date Collected: 06/11/2015 10:53

Sample wt/vol: 5(mL) | Date Analyzed: 06/18/2015 18:58

Soil Aliquot Vol: | Dilution Factor: 1

Soil Extract Vol.: | GC Column: DB-624 ID: 0.18(mm)

% Moisture: | Level: (low/med) Low

Analysis Batch No.: 185678 | Units: ug/L

CAS NO.	COMPOUND NAME	RESULT	Q	RL	MDL
67-66-3	Chloroform	1.0	U	1.0	0.25
74-87-3	Chloromethane	1.0	U	1.0	0.44
156-59-2	cis-1,2-Dichloroethene	0.29	J	1.0	0.26
10061-01-5	cis-1,3-Dichloropropene	1.0	U	1.0	0.46
87-68-3	Hexachlorobutadiene	1.0	U	1.0	0.35
74-95-3	Dibromomethane	1.0	U	1.0	0.42
75-27-4	Bromodichloromethane	1.0	U	1.0	0.29
75-71-8	Dichlorodifluoromethane	1.0	U	1.0	0.32
100-41-4	Ethylbenzene	1.0	U	1.0	0.25
106-93-4	1,2-Dibromoethane	1.0	U	1.0	0.32
108-20-3	Diisopropyl ether	5.0	U	5.0	0.50
91-20-3	Naphthalene	1.0	U	1.0	0.45
179601-23-1	m-Xylene & p-Xylene	0.24	J	2.0	0.24
104-51-8	n-Butylbenzene	1.0	U	1.0	0.31
98-82-8	Isopropylbenzene	1.0	U	1.0	0.35
103-65-1	n-Propylbenzene	1.0	U	1.0	0.40
78-93-3	2-Butanone	5.0	U	5.0	0.53
108-10-1	4-Methyl-2-pentanone	5.0	U	5.0	0.99
135-98-8	sec-Butylbenzene	1.0	U	1.0	0.48
1634-04-4	Methyl tert-butyl ether	1.0	U	1.0	0.20
994-05-8	Tert-amyl-methyl ether (TAME)	5.0	U	5.0	0.30
75-09-2	Methylene Chloride	1.0	U	1.0	0.33
95-47-6	o-Xylene	1.0	U	1.0	0.25
100-42-5	Styrene	1.0	U	1.0	0.45
637-92-3	Ethyl-t-butyl ether (ETBE)	5.0	U	5.0	0.23
98-06-6	tert-Butylbenzene	1.0	U	1.0	0.41
127-18-4	Tetrachloroethene	1.0	U	1.0	0.31
108-88-3	Toluene	1.0	U	1.0	0.23
156-60-5	trans-1,2-Dichloroethene	1.0	U	1.0	0.30
10061-02-6	trans-1,3-Dichloropropene	1.0	U	1.0	0.56
79-01-6	Trichloroethene	0.53	J	1.0	0.22
75-69-4	Trichlorofluoromethane	1.0	U	1.0	0.49
108-05-4	Vinyl acetate	2.0	U	2.0	0.41
75-01-4	Vinyl chloride	0.50	U	0.50	0.29
75-65-0	tert-Butyl alcohol	20	U	20	4.9
1330-20-7	Xylenes, Total	2.0	U	2.0	0.52

FORM I
GC/MS VOA ORGANICS ANALYSIS DATA SHEET

Lab Name: TestAmerica Canton | Job No.: 240-51914-1

SDG No.:

Client Sample ID: MSA-SW38D-061115 | Lab Sample ID: 240-51914-8

Matrix: Water | Lab File ID: UXX9457.D

Analysis Method: 8260C | Date Collected: 06/11/2015 10:53

Sample wt/vol: 5(mL) | Date Analyzed: 06/18/2015 18:58

Soil Aliquot Vol: | Dilution Factor: 1

Soil Extract Vol.: | GC Column: DB-624 ID: 0.18(mm)

% Moisture: | Level: (low/med) Low

Analysis Batch No.: 185678 | Units: ug/L

CAS NO.	COMPOUND NAME	RESULT	Q	RL	MDL
124-48-1	Dibromochloromethane	1.0	U	1.0	0.43

CAS NO.	SURROGATE	%REC	Q	LIMITS
17060-07-0	1,2-Dichloroethane-d4 (Surr)	87		63-129
460-00-4	4-Bromofluorobenzene (Surr)	78		66-120
2037-26-5	Toluene-d8 (Surr)	95		74-120
1868-53-7	Dibromofluoromethane (Surr)	89		75-121

FORM I
GC/MS VOA ORGANICS ANALYSIS DATA SHEET
TENTATIVELY IDENTIFIED COMPOUNDS

Lab Name: TestAmerica Canton Job No.: 240-51914-1

SDG No.:

Client Sample ID: MSA-SW38D-061115 Lab Sample ID: 240-51914-8

Matrix: Water Lab File ID: UXX9457.D

Analysis Method: 8260C Date Collected: 06/11/2015 10:53

Sample wt/vol: 5(mL) Date Analyzed: 06/18/2015 18:58

Soil Aliquot Vol: Dilution Factor: 1

Soil Extract Vol.: GC Column: DB-624 ID: 0.18(mm)

% Moisture: Level: (low/med) Low

Analysis Batch No.: 185678 Units: ug/L

Number TICs Found: 0 TIC Result Total: 0

CAS NO.	COMPOUND NAME	RT	RESULT	Q
	Tentatively Identified Compound		None	

FORM I-TIC 8260C

FORM I
GC/MS VOA ORGANICS ANALYSIS DATA SHEET
TARGETED TENATIVELY IDENTIFIED COMPOUNDS

Lab Name: TestAmerica Canton Job No.: 240-51914-1

SDG No.:

Client Sample ID: MSA-SW38D-061115 Lab Sample ID: 240-51914-8

Matrix: Water Lab File ID: UXX9457.D

Analysis Method: 8260C Date Collected: 06/11/2015 10:53

Sample wt/vol: 5(mL) Date Analyzed: 06/18/2015 18:58

Soil Aliquot Vol: Dilution Factor: 1

Soil Extract Vol.: GC Column: DB-624 ID: 0.18(mm)

% Moisture: Level: (low/med) Low

Analysis Batch No.: 185678 Units: ug/L

CAS NO.	COMPOUND NAME	RT	RESULT	Q
75-45-6	Chlorodifluoromethane TIC		1.0	U

FORM I-TIC 8260C

FORM I
GC/MS VOA ORGANICS ANALYSIS DATA SHEET

Lab Name: TestAmerica Canton | Job No.: 240-51914-1
SDG No.:
Client Sample ID: MSA-SW39A-061115 | Lab Sample ID: 240-51914-9
Matrix: Water | Lab File ID: UXX9458.D
Analysis Method: 8260C | Date Collected: 06/11/2015 08:52
Sample wt/vol: 5(mL) | Date Analyzed: 06/18/2015 19:21
Soil Aliquot Vol: | Dilution Factor: 1
Soil Extract Vol.: | GC Column: DB-624 ID: 0.18(mm)
% Moisture: | Level: (low/med) Low
Analysis Batch No.: 185678 | Units: ug/L

CAS NO.	COMPOUND NAME	RESULT	Q	RL	MDL
630-20-6	1,1,1,2-Tetrachloroethane	1.0	U	1.0	0.28
71-55-6	1,1,1-Trichloroethane	1.0	U	1.0	0.44
79-34-5	1,1,2,2-Tetrachloroethane	1.0	U	1.0	0.22
76-13-1	1,1,2-Trichloro-1,2,2-trichfluoroethane	1.0	U	1.0	0.45
75-34-3	1,1-Dichloroethane	1.0	U	1.0	0.30
75-35-4	1,1-Dichloroethene	1.0	U	1.0	0.45
563-58-6	1,1-Dichloropropene	1.0	U	1.0	0.42
87-61-6	1,2,3-Trichlorobenzene	1.0	U	1.0	0.37
96-18-4	1,2,3-Trichloropropane	1.0	U	1.0	0.44
526-73-8	1,2,3-Trimethylbenzene	5.0	U	5.0	0.47
120-82-1	1,2,4-Trichlorobenzene	1.0	U	1.0	0.32
95-63-6	1,2,4-Trimethylbenzene	1.0	U	1.0	0.41
96-12-8	1,2-Dibromo-3-Chloropropane	5.0	U	5.0	0.82
95-50-1	1,2-Dichlorobenzene	1.0	U	1.0	0.25
107-06-2	1,2-Dichloroethane	1.0	U	1.0	0.23
78-87-5	1,2-Dichloropropane	1.0	U	1.0	0.25
541-73-1	1,3-Dichlorobenzene	1.0	U	1.0	0.19
142-28-9	1,3-Dichloropropane	1.0	U	1.0	0.19
106-46-7	1,4-Dichlorobenzene	1.0	U	1.0	0.27
594-20-7	2,2-Dichloropropane	1.0	U	1.0	0.26
110-75-8	2-Chloroethyl vinyl ether	10	U	10	0.59
95-49-8	2-Chlorotoluene	1.0	U	1.0	0.40
591-78-6	2-Hexanone	5.0	U	5.0	0.48
108-86-1	Bromobenzene	1.0	U	1.0	0.35
74-97-5	Bromochloromethane	1.0	U	1.0	0.50
106-43-4	4-Chlorotoluene	1.0	U	1.0	0.29
99-87-6	p-Isopropyltoluene	1.0	U	1.0	0.43
67-64-1	Acetone	5.0	U	5.0	0.94
71-43-2	Benzene	1.0	U	1.0	0.35
75-25-2	Bromoform	1.0	U	1.0	0.56
74-83-9	Bromomethane	1.0	U	1.0	0.44
75-15-0	Carbon disulfide	1.0	U	1.0	0.38
56-23-5	Carbon tetrachloride	1.0	U	1.0	0.43
108-90-7	Chlorobenzene	1.0	U	1.0	0.25
75-00-3	Chloroethane	1.0	U	1.0	0.32

FORM I
GC/MS VOA ORGANICS ANALYSIS DATA SHEET

Lab Name: TestAmerica Canton | Job No.: 240-51914-1

SDG No.:

Client Sample ID: MSA-SW39A-061115 | Lab Sample ID: 240-51914-9

Matrix: Water | Lab File ID: UXX9458.D

Analysis Method: 8260C | Date Collected: 06/11/2015 08:52

Sample wt/vol: 5(mL) | Date Analyzed: 06/18/2015 19:21

Soil Aliquot Vol: | Dilution Factor: 1

Soil Extract Vol.: | GC Column: DB-624 ID: 0.18(mm)

% Moisture: | Level: (low/med) Low

Analysis Batch No.: 185678 | Units: ug/L

CAS NO.	COMPOUND NAME	RESULT	Q	RL	MDL
67-66-3	Chloroform	1.0	U	1.0	0.25
74-87-3	Chloromethane	1.0	U	1.0	0.44
156-59-2	cis-1,2-Dichloroethene	0.32	J	1.0	0.26
10061-01-5	cis-1,3-Dichloropropene	1.0	U	1.0	0.46
87-68-3	Hexachlorobutadiene	1.0	U	1.0	0.35
74-95-3	Dibromomethane	1.0	U	1.0	0.42
75-27-4	Bromodichloromethane	1.0	U	1.0	0.29
75-71-8	Dichlorodifluoromethane	1.0	U	1.0	0.32
100-41-4	Ethylbenzene	1.0	U	1.0	0.25
106-93-4	1,2-Dibromoethane	1.0	U	1.0	0.32
108-20-3	Diisopropyl ether	5.0	U	5.0	0.50
91-20-3	Naphthalene	1.0	U	1.0	0.45
179601-23-1	m-Xylene & p-Xylene	2.0	U	2.0	0.24
104-51-8	n-Butylbenzene	1.0	U	1.0	0.31
98-82-8	Isopropylbenzene	1.0	U	1.0	0.35
103-65-1	n-Propylbenzene	1.0	U	1.0	0.40
78-93-3	2-Butanone	5.0	U	5.0	0.53
108-10-1	4-Methyl-2-pentanone	5.0	U	5.0	0.99
135-98-8	sec-Butylbenzene	1.0	U	1.0	0.48
1634-04-4	Methyl tert-butyl ether	1.0	U	1.0	0.20
994-05-8	Tert-amyl-methyl ether (TAME)	5.0	U	5.0	0.30
75-09-2	Methylene Chloride	1.0	U	1.0	0.33
95-47-6	o-Xylene	1.0	U	1.0	0.25
100-42-5	Styrene	1.0	U	1.0	0.45
637-92-3	Ethyl-t-butyl ether (ETBE)	5.0	U	5.0	0.23
98-06-6	tert-Butylbenzene	1.0	U	1.0	0.41
127-18-4	Tetrachloroethene	1.0	U	1.0	0.31
108-88-3	Toluene	1.0	U	1.0	0.23
156-60-5	trans-1,2-Dichloroethene	1.0	U	1.0	0.30
10061-02-6	trans-1,3-Dichloropropene	1.0	U	1.0	0.56
79-01-6	Trichloroethene	0.42	J	1.0	0.22
75-69-4	Trichlorofluoromethane	1.0	U	1.0	0.49
108-05-4	Vinyl acetate	2.0	U	2.0	0.41
75-01-4	Vinyl chloride	0.50	U	0.50	0.29
75-65-0	tert-Butyl alcohol	20	U	20	4.9
1330-20-7	Xylenes, Total	2.0	U	2.0	0.52

FORM I
GC/MS VOA ORGANICS ANALYSIS DATA SHEET

Lab Name: TestAmerica Canton | Job No.: 240-51914-1

SDG No.:

Client Sample ID: MSA-SW39A-061115 | Lab Sample ID: 240-51914-9

Matrix: Water | Lab File ID: UXX9458.D

Analysis Method: 8260C | Date Collected: 06/11/2015 08:52

Sample wt/vol: 5(mL) | Date Analyzed: 06/18/2015 19:21

Soil Aliquot Vol: | Dilution Factor: 1

Soil Extract Vol.: | GC Column: DB-624 ID: 0.18(mm)

% Moisture: | Level: (low/med) Low

Analysis Batch No.: 185678 | Units: ug/L

CAS NO.	COMPOUND NAME	RESULT	Q	RL	MDL
124-48-1	Dibromochloromethane	1.0	U	1.0	0.43

CAS NO.	SURROGATE	%REC	Q	LIMITS
17060-07-0	1,2-Dichloroethane-d4 (Surr)	84		63-129
460-00-4	4-Bromofluorobenzene (Surr)	79		66-120
2037-26-5	Toluene-d8 (Surr)	95		74-120
1868-53-7	Dibromofluoromethane (Surr)	90		75-121

FORM I
GC/MS VOA ORGANICS ANALYSIS DATA SHEET
TENTATIVELY IDENTIFIED COMPOUNDS

Lab Name: TestAmerica Canton Job No.: 240-51914-1

SDG No.:

Client Sample ID: MSA-SW39A-061115 Lab Sample ID: 240-51914-9

Matrix: Water Lab File ID: UXX9458.D

Analysis Method: 8260C Date Collected: 06/11/2015 08:52

Sample wt/vol: 5(mL) Date Analyzed: 06/18/2015 19:21

Soil Aliquot Vol: Dilution Factor: 1

Soil Extract Vol.: GC Column: DB-624 ID: 0.18(mm)

% Moisture: Level: (low/med) Low

Analysis Batch No.: 185678 Units: ug/L

Number TICs Found: 0 TIC Result Total: 0

CAS NO.	COMPOUND NAME	RT	RESULT	Q
	Tentatively Identified Compound		None	

FORM I-TIC 8260C

FORM I
GC/MS VOA ORGANICS ANALYSIS DATA SHEET
TARGETED TENATIVELY IDENTIFIED COMPOUNDS

Lab Name: TestAmerica Canton Job No.: 240-51914-1

SDG No.:

Client Sample ID: MSA-SW39A-061115 Lab Sample ID: 240-51914-9

Matrix: Water Lab File ID: UXX9458.D

Analysis Method: 8260C Date Collected: 06/11/2015 08:52

Sample wt/vol: 5(mL) Date Analyzed: 06/18/2015 19:21

Soil Aliquot Vol: Dilution Factor: 1

Soil Extract Vol.: GC Column: DB-624 ID: 0.18(mm)

% Moisture: Level: (low/med) Low

Analysis Batch No.: 185678 Units: ug/L

CAS NO.	COMPOUND NAME	RT	RESULT	Q
75-45-6	Chlorodifluoromethane TIC		1.0	U

FORM I-TIC 8260C

FORM I
GC/MS VOA ORGANICS ANALYSIS DATA SHEET

Lab Name: TestAmerica Canton | Job No.: 240-51914-1
SDG No.:
Client Sample ID: MSA-SW39B-061115 | Lab Sample ID: 240-51914-10
Matrix: Water | Lab File ID: UXX9459.D
Analysis Method: 8260C | Date Collected: 06/11/2015 08:57
Sample wt/vol: 5(mL) | Date Analyzed: 06/18/2015 19:44
Soil Aliquot Vol: | Dilution Factor: 1
Soil Extract Vol.: | GC Column: DB-624 ID: 0.18(mm)
% Moisture: | Level: (low/med) Low
Analysis Batch No.: 185678 | Units: ug/L

CAS NO.	COMPOUND NAME	RESULT	Q	RL	MDL
630-20-6	1,1,1,2-Tetrachloroethane	1.0	U	1.0	0.28
71-55-6	1,1,1-Trichloroethane	1.0	U	1.0	0.44
79-34-5	1,1,2,2-Tetrachloroethane	1.0	U	1.0	0.22
76-13-1	1,1,2-Trichloro-1,2,2-trichfluoroethane	1.0	U	1.0	0.45
75-34-3	1,1-Dichloroethane	1.0	U	1.0	0.30
75-35-4	1,1-Dichloroethene	1.0	U	1.0	0.45
563-58-6	1,1-Dichloropropene	1.0	U	1.0	0.42
87-61-6	1,2,3-Trichlorobenzene	1.0	U	1.0	0.37
96-18-4	1,2,3-Trichloropropane	1.0	U	1.0	0.44
526-73-8	1,2,3-Trimethylbenzene	5.0	U	5.0	0.47
120-82-1	1,2,4-Trichlorobenzene	1.0	U	1.0	0.32
95-63-6	1,2,4-Trimethylbenzene	1.0	U	1.0	0.41
96-12-8	1,2-Dibromo-3-Chloropropane	5.0	U	5.0	0.82
95-50-1	1,2-Dichlorobenzene	1.0	U	1.0	0.25
107-06-2	1,2-Dichloroethane	1.0	U	1.0	0.23
78-87-5	1,2-Dichloropropane	1.0	U	1.0	0.25
541-73-1	1,3-Dichlorobenzene	1.0	U	1.0	0.19
142-28-9	1,3-Dichloropropane	1.0	U	1.0	0.19
106-46-7	1,4-Dichlorobenzene	1.0	U	1.0	0.27
594-20-7	2,2-Dichloropropane	1.0	U	1.0	0.26
110-75-8	2-Chloroethyl vinyl ether	10	U	10	0.59
95-49-8	2-Chlorotoluene	1.0	U	1.0	0.40
591-78-6	2-Hexanone	5.0	U	5.0	0.48
108-86-1	Bromobenzene	1.0	U	1.0	0.35
74-97-5	Bromochloromethane	1.0	U	1.0	0.50
106-43-4	4-Chlorotoluene	1.0	U	1.0	0.29
99-87-6	p-Isopropyltoluene	1.0	U	1.0	0.43
67-64-1	Acetone	5.0	U	5.0	0.94
71-43-2	Benzene	1.0	U	1.0	0.35
75-25-2	Bromoform	1.0	U	1.0	0.56
74-83-9	Bromomethane	1.0	U	1.0	0.44
75-15-0	Carbon disulfide	1.0	U	1.0	0.38
56-23-5	Carbon tetrachloride	1.0	U	1.0	0.43
108-90-7	Chlorobenzene	1.0	U	1.0	0.25
75-00-3	Chloroethane	1.0	U	1.0	0.32

FORM I
GC/MS VOA ORGANICS ANALYSIS DATA SHEET

Lab Name: TestAmerica Canton | Job No.: 240-51914-1

SDG No.:

Client Sample ID: MSA-SW39B-061115 | Lab Sample ID: 240-51914-10

Matrix: Water | Lab File ID: UXX9459.D

Analysis Method: 8260C | Date Collected: 06/11/2015 08:57

Sample wt/vol: 5(mL) | Date Analyzed: 06/18/2015 19:44

Soil Aliquot Vol: | Dilution Factor: 1

Soil Extract Vol.: | GC Column: DB-624 ID: 0.18(mm)

% Moisture: | Level: (low/med) Low

Analysis Batch No.: 185678 | Units: ug/L

CAS NO.	COMPOUND NAME	RESULT	Q	RL	MDL
67-66-3	Chloroform	1.0	U	1.0	0.25
74-87-3	Chloromethane	1.0	U	1.0	0.44
156-59-2	cis-1,2-Dichloroethene	1.0	U	1.0	0.26
10061-01-5	cis-1,3-Dichloropropene	1.0	U	1.0	0.46
87-68-3	Hexachlorobutadiene	1.0	U	1.0	0.35
74-95-3	Dibromomethane	1.0	U	1.0	0.42
75-27-4	Bromodichloromethane	1.0	U	1.0	0.29
75-71-8	Dichlorodifluoromethane	1.0	U	1.0	0.32
100-41-4	Ethylbenzene	1.0	U	1.0	0.25
106-93-4	1,2-Dibromoethane	1.0	U	1.0	0.32
108-20-3	Diisopropyl ether	5.0	U	5.0	0.50
91-20-3	Naphthalene	1.0	U	1.0	0.45
179601-23-1	m-Xylene & p-Xylene	2.0	U	2.0	0.24
104-51-8	n-Butylbenzene	1.0	U	1.0	0.31
98-82-8	Isopropylbenzene	1.0	U	1.0	0.35
103-65-1	n-Propylbenzene	1.0	U	1.0	0.40
78-93-3	2-Butanone	5.0	U	5.0	0.53
108-10-1	4-Methyl-2-pentanone	5.0	U	5.0	0.99
135-98-8	sec-Butylbenzene	1.0	U	1.0	0.48
1634-04-4	Methyl tert-butyl ether	1.0	U	1.0	0.20
994-05-8	Tert-amyl-methyl ether (TAME)	5.0	U	5.0	0.30
75-09-2	Methylene Chloride	1.0	U	1.0	0.33
95-47-6	o-Xylene	1.0	U	1.0	0.25
100-42-5	Styrene	1.0	U	1.0	0.45
637-92-3	Ethyl-t-butyl ether (ETBE)	5.0	U	5.0	0.23
98-06-6	tert-Butylbenzene	1.0	U	1.0	0.41
127-18-4	Tetrachloroethene	1.0	U	1.0	0.31
108-88-3	Toluene	1.0	U	1.0	0.23
156-60-5	trans-1,2-Dichloroethene	1.0	U	1.0	0.30
10061-02-6	trans-1,3-Dichloropropene	1.0	U	1.0	0.56
79-01-6	Trichloroethene	0.31	J	1.0	0.22
75-69-4	Trichlorofluoromethane	1.0	U	1.0	0.49
108-05-4	Vinyl acetate	2.0	U	2.0	0.41
75-01-4	Vinyl chloride	0.50	U	0.50	0.29
75-65-0	tert-Butyl alcohol	20	U	20	4.9
1330-20-7	Xylenes, Total	2.0	U	2.0	0.52

FORM I
GC/MS VOA ORGANICS ANALYSIS DATA SHEET

Lab Name: TestAmerica Canton | Job No.: 240-51914-1

SDG No.:

Client Sample ID: MSA-SW39B-061115 | Lab Sample ID: 240-51914-10

Matrix: Water | Lab File ID: UXX9459.D

Analysis Method: 8260C | Date Collected: 06/11/2015 08:57

Sample wt/vol: 5(mL) | Date Analyzed: 06/18/2015 19:44

Soil Aliquot Vol: | Dilution Factor: 1

Soil Extract Vol.: | GC Column: DB-624 ID: 0.18(mm)

% Moisture: | Level: (low/med) Low

Analysis Batch No.: 185678 | Units: ug/L

CAS NO.	COMPOUND NAME	RESULT	Q	RL	MDL
124-48-1	Dibromochloromethane	1.0	U	1.0	0.43

CAS NO.	SURROGATE	%REC	Q	LIMITS
17060-07-0	1,2-Dichloroethane-d4 (Surr)	85		63-129
460-00-4	4-Bromofluorobenzene (Surr)	78		66-120
2037-26-5	Toluene-d8 (Surr)	94		74-120
1868-53-7	Dibromofluoromethane (Surr)	91		75-121

FORM I
GC/MS VOA ORGANICS ANALYSIS DATA SHEET
TENTATIVELY IDENTIFIED COMPOUNDS

Lab Name: TestAmerica Canton Job No.: 240-51914-1

SDG No.:

Client Sample ID: MSA-SW39B-061115 Lab Sample ID: 240-51914-10

Matrix: Water Lab File ID: UXX9459.D

Analysis Method: 8260C Date Collected: 06/11/2015 08:57

Sample wt/vol: 5(mL) Date Analyzed: 06/18/2015 19:44

Soil Aliquot Vol: Dilution Factor: 1

Soil Extract Vol.: GC Column: DB-624 ID: 0.18(mm)

% Moisture: Level: (low/med) Low

Analysis Batch No.: 185678 Units: ug/L

Number TICs Found: 0 TIC Result Total: 0

CAS NO.	COMPOUND NAME	RT	RESULT	Q
	Tentatively Identified Compound		None	

FORM I-TIC 8260C

FORM I
GC/MS VOA ORGANICS ANALYSIS DATA SHEET
TARGETED TENATIVELY IDENTIFIED COMPOUNDS

Lab Name: TestAmerica Canton Job No.: 240-51914-1

SDG No.:

Client Sample ID: MSA-SW39B-061115 Lab Sample ID: 240-51914-10

Matrix: Water Lab File ID: UXX9459.D

Analysis Method: 8260C Date Collected: 06/11/2015 08:57

Sample wt/vol: 5(mL) Date Analyzed: 06/18/2015 19:44

Soil Aliquot Vol: Dilution Factor: 1

Soil Extract Vol.: GC Column: DB-624 ID: 0.18(mm)

% Moisture: Level: (low/med) Low

Analysis Batch No.: 185678 Units: ug/L

CAS NO.	COMPOUND NAME	RT	RESULT	Q
75-45-6	Chlorodifluoromethane TIC		1.0	U

FORM I-TIC 8260C

FORM I
GC/MS VOA ORGANICS ANALYSIS DATA SHEET

Lab Name: TestAmerica Canton | Job No.: 240-51914-1

SDG No.:

Client Sample ID: MSA-SW39C-061115 | Lab Sample ID: 240-51914-11

Matrix: Water | Lab File ID: UXX9460.D

Analysis Method: 8260C | Date Collected: 06/11/2015 09:01

Sample wt/vol: 5(mL) | Date Analyzed: 06/18/2015 20:07

Soil Aliquot Vol: | Dilution Factor: 1

Soil Extract Vol.: | GC Column: DB-624 ID: 0.18(mm)

% Moisture: | Level: (low/med) Low

Analysis Batch No.: 185678 | Units: ug/L

CAS NO.	COMPOUND NAME	RESULT	Q	RL	MDL
630-20-6	1,1,1,2-Tetrachloroethane	1.0	U	1.0	0.28
71-55-6	1,1,1-Trichloroethane	1.0	U	1.0	0.44
79-34-5	1,1,2,2-Tetrachloroethane	1.0	U	1.0	0.22
76-13-1	1,1,2-Trichloro-1,2,2-trichfluoroethane	1.0	U	1.0	0.45
75-34-3	1,1-Dichloroethane	1.0	U	1.0	0.30
75-35-4	1,1-Dichloroethene	1.0	U	1.0	0.45
563-58-6	1,1-Dichloropropene	1.0	U	1.0	0.42
87-61-6	1,2,3-Trichlorobenzene	1.0	U	1.0	0.37
96-18-4	1,2,3-Trichloropropane	1.0	U	1.0	0.44
526-73-8	1,2,3-Trimethylbenzene	5.0	U	5.0	0.47
120-82-1	1,2,4-Trichlorobenzene	1.0	U	1.0	0.32
95-63-6	1,2,4-Trimethylbenzene	1.0	U	1.0	0.41
96-12-8	1,2-Dibromo-3-Chloropropane	5.0	U	5.0	0.82
95-50-1	1,2-Dichlorobenzene	1.0	U	1.0	0.25
107-06-2	1,2-Dichloroethane	1.0	U	1.0	0.23
78-87-5	1,2-Dichloropropane	1.0	U	1.0	0.25
541-73-1	1,3-Dichlorobenzene	1.0	U	1.0	0.19
142-28-9	1,3-Dichloropropane	1.0	U	1.0	0.19
106-46-7	1,4-Dichlorobenzene	1.0	U	1.0	0.27
594-20-7	2,2-Dichloropropane	1.0	U	1.0	0.26
110-75-8	2-Chloroethyl vinyl ether	10	U	10	0.59
95-49-8	2-Chlorotoluene	1.0	U	1.0	0.40
591-78-6	2-Hexanone	5.0	U	5.0	0.48
108-86-1	Bromobenzene	1.0	U	1.0	0.35
74-97-5	Bromochloromethane	1.0	U	1.0	0.50
106-43-4	4-Chlorotoluene	1.0	U	1.0	0.29
99-87-6	p-Isopropyltoluene	1.0	U	1.0	0.43
67-64-1	Acetone	5.0	U	5.0	0.94
71-43-2	Benzene	1.0	U	1.0	0.35
75-25-2	Bromoform	1.0	U	1.0	0.56
74-83-9	Bromomethane	1.0	U	1.0	0.44
75-15-0	Carbon disulfide	1.0	U	1.0	0.38
56-23-5	Carbon tetrachloride	1.0	U	1.0	0.43
108-90-7	Chlorobenzene	1.0	U	1.0	0.25
75-00-3	Chloroethane	1.0	U	1.0	0.32

FORM I
GC/MS VOA ORGANICS ANALYSIS DATA SHEET

Lab Name: TestAmerica Canton | Job No.: 240-51914-1

SDG No.:

Client Sample ID: MSA-SW39C-061115 | Lab Sample ID: 240-51914-11

Matrix: Water | Lab File ID: UXX9460.D

Analysis Method: 8260C | Date Collected: 06/11/2015 09:01

Sample wt/vol: 5(mL) | Date Analyzed: 06/18/2015 20:07

Soil Aliquot Vol: | Dilution Factor: 1

Soil Extract Vol.: | GC Column: DB-624 ID: 0.18(mm)

% Moisture: | Level: (low/med) Low

Analysis Batch No.: 185678 | Units: ug/L

CAS NO.	COMPOUND NAME	RESULT	Q	RL	MDL
67-66-3	Chloroform	1.0	U	1.0	0.25
74-87-3	Chloromethane	1.0	U	1.0	0.44
156-59-2	cis-1,2-Dichloroethene	0.38	J	1.0	0.26
10061-01-5	cis-1,3-Dichloropropene	1.0	U	1.0	0.46
87-68-3	Hexachlorobutadiene	1.0	U	1.0	0.35
74-95-3	Dibromomethane	1.0	U	1.0	0.42
75-27-4	Bromodichloromethane	1.0	U	1.0	0.29
75-71-8	Dichlorodifluoromethane	1.0	U	1.0	0.32
100-41-4	Ethylbenzene	1.0	U	1.0	0.25
106-93-4	1,2-Dibromoethane	1.0	U	1.0	0.32
108-20-3	Diisopropyl ether	5.0	U	5.0	0.50
91-20-3	Naphthalene	1.0	U	1.0	0.45
179601-23-1	m-Xylene & p-Xylene	2.0	U	2.0	0.24
104-51-8	n-Butylbenzene	1.0	U	1.0	0.31
98-82-8	Isopropylbenzene	1.0	U	1.0	0.35
103-65-1	n-Propylbenzene	1.0	U	1.0	0.40
78-93-3	2-Butanone	5.0	U	5.0	0.53
108-10-1	4-Methyl-2-pentanone	5.0	U	5.0	0.99
135-98-8	sec-Butylbenzene	1.0	U	1.0	0.48
1634-04-4	Methyl tert-butyl ether	1.0	U	1.0	0.20
994-05-8	Tert-amyl-methyl ether (TAME)	5.0	U	5.0	0.30
75-09-2	Methylene Chloride	1.0	U	1.0	0.33
95-47-6	o-Xylene	1.0	U	1.0	0.25
100-42-5	Styrene	1.0	U	1.0	0.45
637-92-3	Ethyl-t-butyl ether (ETBE)	5.0	U	5.0	0.23
98-06-6	tert-Butylbenzene	1.0	U	1.0	0.41
127-18-4	Tetrachloroethene	1.0	U	1.0	0.31
108-88-3	Toluene	1.0	U	1.0	0.23
156-60-5	trans-1,2-Dichloroethene	1.0	U	1.0	0.30
10061-02-6	trans-1,3-Dichloropropene	1.0	U	1.0	0.56
79-01-6	Trichloroethene	0.47	J	1.0	0.22
75-69-4	Trichlorofluoromethane	1.0	U	1.0	0.49
108-05-4	Vinyl acetate	2.0	U	2.0	0.41
75-01-4	Vinyl chloride	0.50	U	0.50	0.29
75-65-0	tert-Butyl alcohol	20	U	20	4.9
1330-20-7	Xylenes, Total	2.0	U	2.0	0.52

FORM I
GC/MS VOA ORGANICS ANALYSIS DATA SHEET

Lab Name: TestAmerica Canton | Job No.: 240-51914-1

SDG No.:

Client Sample ID: MSA-SW39C-061115 | Lab Sample ID: 240-51914-11

Matrix: Water | Lab File ID: UXX9460.D

Analysis Method: 8260C | Date Collected: 06/11/2015 09:01

Sample wt/vol: 5(mL) | Date Analyzed: 06/18/2015 20:07

Soil Aliquot Vol: | Dilution Factor: 1

Soil Extract Vol.: | GC Column: DB-624 ID: 0.18(mm)

% Moisture: | Level: (low/med) Low

Analysis Batch No.: 185678 | Units: ug/L

CAS NO.	COMPOUND NAME	RESULT	Q	RL	MDL
124-48-1	Dibromochloromethane	1.0	U	1.0	0.43

CAS NO.	SURROGATE	%REC	Q	LIMITS
17060-07-0	1,2-Dichloroethane-d4 (Surr)	86		63-129
460-00-4	4-Bromofluorobenzene (Surr)	76		66-120
2037-26-5	Toluene-d8 (Surr)	94		74-120
1868-53-7	Dibromofluoromethane (Surr)	88		75-121

FORM I
GC/MS VOA ORGANICS ANALYSIS DATA SHEET
TENTATIVELY IDENTIFIED COMPOUNDS

Lab Name: TestAmerica Canton Job No.: 240-51914-1

SDG No.:

Client Sample ID: MSA-SW39C-061115 Lab Sample ID: 240-51914-11

Matrix: Water Lab File ID: UXX9460.D

Analysis Method: 8260C Date Collected: 06/11/2015 09:01

Sample wt/vol: 5(mL) Date Analyzed: 06/18/2015 20:07

Soil Aliquot Vol: Dilution Factor: 1

Soil Extract Vol.: GC Column: DB-624 ID: 0.18(mm)

% Moisture: Level: (low/med) Low

Analysis Batch No.: 185678 Units: ug/L

Number TICs Found: 0 TIC Result Total: 0

CAS NO.	COMPOUND NAME	RT	RESULT	Q
	Tentatively Identified Compound		None	

FORM I-TIC 8260C

FORM I
GC/MS VOA ORGANICS ANALYSIS DATA SHEET
TARGETED TENATIVELY IDENTIFIED COMPOUNDS

Lab Name: TestAmerica Canton Job No.: 240-51914-1

SDG No.:

Client Sample ID: MSA-SW39C-061115 Lab Sample ID: 240-51914-11

Matrix: Water Lab File ID: UXX9460.D

Analysis Method: 8260C Date Collected: 06/11/2015 09:01

Sample wt/vol: 5(mL) Date Analyzed: 06/18/2015 20:07

Soil Aliquot Vol: Dilution Factor: 1

Soil Extract Vol.: GC Column: DB-624 ID: 0.18(mm)

% Moisture: Level: (low/med) Low

Analysis Batch No.: 185678 Units: ug/L

CAS NO.	COMPOUND NAME	RT	RESULT	Q
75-45-6	Chlorodifluoromethane TIC		1.0	U

FORM I-TIC 8260C

FORM I
GC/MS VOA ORGANICS ANALYSIS DATA SHEET

Lab Name: TestAmerica Canton | Job No.: 240-51914-1
SDG No.:
Client Sample ID: MSA-SW39D-061115 | Lab Sample ID: 240-51914-12
Matrix: Water | Lab File ID: UXX9461.D
Analysis Method: 8260C | Date Collected: 06/11/2015 09:06
Sample wt/vol: 5(mL) | Date Analyzed: 06/18/2015 20:29
Soil Aliquot Vol: | Dilution Factor: 1
Soil Extract Vol.: | GC Column: DB-624 ID: 0.18(mm)
% Moisture: | Level: (low/med) Low
Analysis Batch No.: 185678 | Units: ug/L

CAS NO.	COMPOUND NAME	RESULT	Q	RL	MDL
630-20-6	1,1,1,2-Tetrachloroethane	1.0	U	1.0	0.28
71-55-6	1,1,1-Trichloroethane	1.0	U	1.0	0.44
79-34-5	1,1,2,2-Tetrachloroethane	1.0	U	1.0	0.22
76-13-1	1,1,2-Trichloro-1,2,2-trichfluoroethane	1.0	U	1.0	0.45
75-34-3	1,1-Dichloroethane	1.0	U	1.0	0.30
75-35-4	1,1-Dichloroethene	1.0	U	1.0	0.45
563-58-6	1,1-Dichloropropene	1.0	U	1.0	0.42
87-61-6	1,2,3-Trichlorobenzene	1.0	U	1.0	0.37
96-18-4	1,2,3-Trichloropropane	1.0	U	1.0	0.44
526-73-8	1,2,3-Trimethylbenzene	5.0	U	5.0	0.47
120-82-1	1,2,4-Trichlorobenzene	1.0	U	1.0	0.32
95-63-6	1,2,4-Trimethylbenzene	1.0	U	1.0	0.41
96-12-8	1,2-Dibromo-3-Chloropropane	5.0	U	5.0	0.82
95-50-1	1,2-Dichlorobenzene	1.0	U	1.0	0.25
107-06-2	1,2-Dichloroethane	1.0	U	1.0	0.23
78-87-5	1,2-Dichloropropane	1.0	U	1.0	0.25
541-73-1	1,3-Dichlorobenzene	1.0	U	1.0	0.19
142-28-9	1,3-Dichloropropane	1.0	U	1.0	0.19
106-46-7	1,4-Dichlorobenzene	1.0	U	1.0	0.27
594-20-7	2,2-Dichloropropane	1.0	U	1.0	0.26
110-75-8	2-Chloroethyl vinyl ether	10	U	10	0.59
95-49-8	2-Chlorotoluene	1.0	U	1.0	0.40
591-78-6	2-Hexanone	5.0	U	5.0	0.48
108-86-1	Bromobenzene	1.0	U	1.0	0.35
74-97-5	Bromochloromethane	1.0	U	1.0	0.50
106-43-4	4-Chlorotoluene	1.0	U	1.0	0.29
99-87-6	p-Isopropyltoluene	1.0	U	1.0	0.43
67-64-1	Acetone	5.0	U	5.0	0.94
71-43-2	Benzene	1.0	U	1.0	0.35
75-25-2	Bromoform	1.0	U	1.0	0.56
74-83-9	Bromomethane	1.0	U	1.0	0.44
75-15-0	Carbon disulfide	1.0	U	1.0	0.38
56-23-5	Carbon tetrachloride	1.0	U	1.0	0.43
108-90-7	Chlorobenzene	1.0	U	1.0	0.25
75-00-3	Chloroethane	1.0	U	1.0	0.32

FORM I
GC/MS VOA ORGANICS ANALYSIS DATA SHEET

Lab Name: TestAmerica Canton | Job No.: 240-51914-1

SDG No.:

Client Sample ID: MSA-SW39D-061115 | Lab Sample ID: 240-51914-12

Matrix: Water | Lab File ID: UXX9461.D

Analysis Method: 8260C | Date Collected: 06/11/2015 09:06

Sample wt/vol: 5(mL) | Date Analyzed: 06/18/2015 20:29

Soil Aliquot Vol: | Dilution Factor: 1

Soil Extract Vol.: | GC Column: DB-624 ID: 0.18(mm)

% Moisture: | Level: (low/med) Low

Analysis Batch No.: 185678 | Units: ug/L

CAS NO.	COMPOUND NAME	RESULT	Q	RL	MDL
67-66-3	Chloroform	1.0	U	1.0	0.25
74-87-3	Chloromethane	1.0	U	1.0	0.44
156-59-2	cis-1,2-Dichloroethene	0.46	J	1.0	0.26
10061-01-5	cis-1,3-Dichloropropene	1.0	U	1.0	0.46
87-68-3	Hexachlorobutadiene	1.0	U	1.0	0.35
74-95-3	Dibromomethane	1.0	U	1.0	0.42
75-27-4	Bromodichloromethane	1.0	U	1.0	0.29
75-71-8	Dichlorodifluoromethane	1.0	U	1.0	0.32
100-41-4	Ethylbenzene	1.0	U	1.0	0.25
106-93-4	1,2-Dibromoethane	1.0	U	1.0	0.32
108-20-3	Diisopropyl ether	5.0	U	5.0	0.50
91-20-3	Naphthalene	1.0	U	1.0	0.45
179601-23-1	m-Xylene & p-Xylene	0.34	J	2.0	0.24
104-51-8	n-Butylbenzene	1.0	U	1.0	0.31
98-82-8	Isopropylbenzene	1.0	U	1.0	0.35
103-65-1	n-Propylbenzene	1.0	U	1.0	0.40
78-93-3	2-Butanone	5.0	U	5.0	0.53
108-10-1	4-Methyl-2-pentanone	5.0	U	5.0	0.99
135-98-8	sec-Butylbenzene	1.0	U	1.0	0.48
1634-04-4	Methyl tert-butyl ether	1.0	U	1.0	0.20
994-05-8	Tert-amyl-methyl ether (TAME)	5.0	U	5.0	0.30
75-09-2	Methylene Chloride	1.0	U	1.0	0.33
95-47-6	o-Xylene	0.28	J	1.0	0.25
100-42-5	Styrene	1.0	U	1.0	0.45
637-92-3	Ethyl-t-butyl ether (ETBE)	5.0	U	5.0	0.23
98-06-6	tert-Butylbenzene	1.0	U	1.0	0.41
127-18-4	Tetrachloroethene	1.0	U	1.0	0.31
108-88-3	Toluene	0.32	J	1.0	0.23
156-60-5	trans-1,2-Dichloroethene	1.0	U	1.0	0.30
10061-02-6	trans-1,3-Dichloropropene	1.0	U	1.0	0.56
79-01-6	Trichloroethene	0.46	J	1.0	0.22
75-69-4	Trichlorofluoromethane	1.0	U	1.0	0.49
108-05-4	Vinyl acetate	2.0	U	2.0	0.41
75-01-4	Vinyl chloride	0.50	U	0.50	0.29
75-65-0	tert-Butyl alcohol	20	U	20	4.9
1330-20-7	Xylenes, Total	0.62	J	2.0	0.52

FORM I
GC/MS VOA ORGANICS ANALYSIS DATA SHEET

Lab Name: TestAmerica Canton | Job No.: 240-51914-1

SDG No.:

Client Sample ID: MSA-SW39D-061115 | Lab Sample ID: 240-51914-12

Matrix: Water | Lab File ID: UXX9461.D

Analysis Method: 8260C | Date Collected: 06/11/2015 09:06

Sample wt/vol: 5(mL) | Date Analyzed: 06/18/2015 20:29

Soil Aliquot Vol: | Dilution Factor: 1

Soil Extract Vol.: | GC Column: DB-624 ID: 0.18(mm)

% Moisture: | Level: (low/med) Low

Analysis Batch No.: 185678 | Units: ug/L

CAS NO.	COMPOUND NAME	RESULT	Q	RL	MDL
124-48-1	Dibromochloromethane	1.0	U	1.0	0.43

CAS NO.	SURROGATE	%REC	Q	LIMITS
17060-07-0	1,2-Dichloroethane-d4 (Surr)	86		63-129
460-00-4	4-Bromofluorobenzene (Surr)	79		66-120
2037-26-5	Toluene-d8 (Surr)	93		74-120
1868-53-7	Dibromofluoromethane (Surr)	89		75-121

FORM I
GC/MS VOA ORGANICS ANALYSIS DATA SHEET
TENTATIVELY IDENTIFIED COMPOUNDS

Lab Name: TestAmerica Canton Job No.: 240-51914-1

SDG No.:

Client Sample ID: MSA-SW39D-061115 Lab Sample ID: 240-51914-12

Matrix: Water Lab File ID: UXX9461.D

Analysis Method: 8260C Date Collected: 06/11/2015 09:06

Sample wt/vol: 5(mL) Date Analyzed: 06/18/2015 20:29

Soil Aliquot Vol: Dilution Factor: 1

Soil Extract Vol.: GC Column: DB-624 ID: 0.18(mm)

% Moisture: Level: (low/med) Low

Analysis Batch No.: 185678 Units: ug/L

Number TICs Found: 0 TIC Result Total: 0

CAS NO.	COMPOUND NAME	RT	RESULT	Q
	Tentatively Identified Compound		None	

FORM I-TIC 8260C

FORM I
GC/MS VOA ORGANICS ANALYSIS DATA SHEET
TARGETED TENATIVELY IDENTIFIED COMPOUNDS

Lab Name: TestAmerica Canton Job No.: 240-51914-1

SDG No.:

Client Sample ID: MSA-SW39D-061115 Lab Sample ID: 240-51914-12

Matrix: Water Lab File ID: UXX9461.D

Analysis Method: 8260C Date Collected: 06/11/2015 09:06

Sample wt/vol: 5(mL) Date Analyzed: 06/18/2015 20:29

Soil Aliquot Vol: Dilution Factor: 1

Soil Extract Vol.: GC Column: DB-624 ID: 0.18(mm)

% Moisture: Level: (low/med) Low

Analysis Batch No.: 185678 Units: ug/L

CAS NO.	COMPOUND NAME	RT	RESULT	Q
75-45-6	Chlorodifluoromethane TIC		1.0	U

FORM I-TIC 8260C

FORM I
GC/MS VOA ORGANICS ANALYSIS DATA SHEET

Lab Name: TestAmerica Canton | Job No.: 240-51914-1
SDG No.:
Client Sample ID: MSA-SW40A-061115 | Lab Sample ID: 240-51914-13
Matrix: Water | Lab File ID: UXX9462.D
Analysis Method: 8260C | Date Collected: 06/11/2015 11:00
Sample wt/vol: 5(mL) | Date Analyzed: 06/18/2015 20:52
Soil Aliquot Vol: | Dilution Factor: 1
Soil Extract Vol.: | GC Column: DB-624 ID: 0.18(mm)
% Moisture: | Level: (low/med) Low
Analysis Batch No.: 185678 | Units: ug/L

CAS NO.	COMPOUND NAME	RESULT	Q	RL	MDL
630-20-6	1,1,1,2-Tetrachloroethane	1.0	U	1.0	0.28
71-55-6	1,1,1-Trichloroethane	1.0	U	1.0	0.44
79-34-5	1,1,2,2-Tetrachloroethane	1.0	U	1.0	0.22
76-13-1	1,1,2-Trichloro-1,2,2-trichfluoroethane	1.0	U	1.0	0.45
75-34-3	1,1-Dichloroethane	1.0	U	1.0	0.30
75-35-4	1,1-Dichloroethene	1.0	U	1.0	0.45
563-58-6	1,1-Dichloropropene	1.0	U	1.0	0.42
87-61-6	1,2,3-Trichlorobenzene	1.0	U	1.0	0.37
96-18-4	1,2,3-Trichloropropane	1.0	U	1.0	0.44
526-73-8	1,2,3-Trimethylbenzene	5.0	U	5.0	0.47
120-82-1	1,2,4-Trichlorobenzene	1.0	U	1.0	0.32
95-63-6	1,2,4-Trimethylbenzene	1.0	U	1.0	0.41
96-12-8	1,2-Dibromo-3-Chloropropane	5.0	U	5.0	0.82
95-50-1	1,2-Dichlorobenzene	1.0	U	1.0	0.25
107-06-2	1,2-Dichloroethane	1.0	U	1.0	0.23
78-87-5	1,2-Dichloropropane	1.0	U	1.0	0.25
541-73-1	1,3-Dichlorobenzene	1.0	U	1.0	0.19
142-28-9	1,3-Dichloropropane	1.0	U	1.0	0.19
106-46-7	1,4-Dichlorobenzene	1.0	U	1.0	0.27
594-20-7	2,2-Dichloropropane	1.0	U	1.0	0.26
110-75-8	2-Chloroethyl vinyl ether	10	U	10	0.59
95-49-8	2-Chlorotoluene	1.0	U	1.0	0.40
591-78-6	2-Hexanone	5.0	U	5.0	0.48
108-86-1	Bromobenzene	1.0	U	1.0	0.35
74-97-5	Bromochloromethane	1.0	U	1.0	0.50
106-43-4	4-Chlorotoluene	1.0	U	1.0	0.29
99-87-6	p-Isopropyltoluene	1.0	U	1.0	0.43
67-64-1	Acetone	5.0	U	5.0	0.94
71-43-2	Benzene	1.0	U	1.0	0.35
75-25-2	Bromoform	1.0	U	1.0	0.56
74-83-9	Bromomethane	1.0	U	1.0	0.44
75-15-0	Carbon disulfide	1.0	U	1.0	0.38
56-23-5	Carbon tetrachloride	1.0	U	1.0	0.43
108-90-7	Chlorobenzene	1.0	U	1.0	0.25
75-00-3	Chloroethane	1.0	U	1.0	0.32

FORM I
GC/MS VOA ORGANICS ANALYSIS DATA SHEET

Lab Name: TestAmerica Canton | Job No.: 240-51914-1

SDG No.:

Client Sample ID: MSA-SW40A-061115 | Lab Sample ID: 240-51914-13

Matrix: Water | Lab File ID: UXX9462.D

Analysis Method: 8260C | Date Collected: 06/11/2015 11:00

Sample wt/vol: 5(mL) | Date Analyzed: 06/18/2015 20:52

Soil Aliquot Vol: | Dilution Factor: 1

Soil Extract Vol.: | GC Column: DB-624 ID: 0.18(mm)

% Moisture: | Level: (low/med) Low

Analysis Batch No.: 185678 | Units: ug/L

CAS NO.	COMPOUND NAME	RESULT	Q	RL	MDL
67-66-3	Chloroform	1.0	U	1.0	0.25
74-87-3	Chloromethane	1.0	U	1.0	0.44
156-59-2	cis-1,2-Dichloroethene	1.7		1.0	0.26
10061-01-5	cis-1,3-Dichloropropene	1.0	U	1.0	0.46
87-68-3	Hexachlorobutadiene	1.0	U	1.0	0.35
74-95-3	Dibromomethane	1.0	U	1.0	0.42
75-27-4	Bromodichloromethane	1.0	U	1.0	0.29
75-71-8	Dichlorodifluoromethane	1.0	U	1.0	0.32
100-41-4	Ethylbenzene	1.0	U	1.0	0.25
106-93-4	1,2-Dibromoethane	1.0	U	1.0	0.32
108-20-3	Diisopropyl ether	5.0	U	5.0	0.50
91-20-3	Naphthalene	1.0	U	1.0	0.45
179601-23-1	m-Xylene & p-Xylene	2.0	U	2.0	0.24
104-51-8	n-Butylbenzene	1.0	U	1.0	0.31
98-82-8	Isopropylbenzene	1.0	U	1.0	0.35
103-65-1	n-Propylbenzene	1.0	U	1.0	0.40
78-93-3	2-Butanone	5.0	U	5.0	0.53
108-10-1	4-Methyl-2-pentanone	5.0	U	5.0	0.99
135-98-8	sec-Butylbenzene	1.0	U	1.0	0.48
1634-04-4	Methyl tert-butyl ether	1.0	U	1.0	0.20
994-05-8	Tert-amyl-methyl ether (TAME)	5.0	U	5.0	0.30
75-09-2	Methylene Chloride	1.0	U	1.0	0.33
95-47-6	o-Xylene	1.0	U	1.0	0.25
100-42-5	Styrene	1.0	U	1.0	0.45
637-92-3	Ethyl-t-butyl ether (ETBE)	5.0	U	5.0	0.23
98-06-6	tert-Butylbenzene	1.0	U	1.0	0.41
127-18-4	Tetrachloroethene	1.0	U	1.0	0.31
108-88-3	Toluene	1.0	U	1.0	0.23
156-60-5	trans-1,2-Dichloroethene	1.0	U	1.0	0.30
10061-02-6	trans-1,3-Dichloropropene	1.0	U	1.0	0.56
79-01-6	Trichloroethene	4.1		1.0	0.22
75-69-4	Trichlorofluoromethane	1.0	U	1.0	0.49
108-05-4	Vinyl acetate	2.0	U	2.0	0.41
75-01-4	Vinyl chloride	0.81		0.50	0.29
75-65-0	tert-Butyl alcohol	20	U	20	4.9
1330-20-7	Xylenes, Total	2.0	U	2.0	0.52

FORM I
GC/MS VOA ORGANICS ANALYSIS DATA SHEET

Lab Name: TestAmerica Canton | Job No.: 240-51914-1

SDG No.:

Client Sample ID: MSA-SW40A-061115 | Lab Sample ID: 240-51914-13

Matrix: Water | Lab File ID: UXX9462.D

Analysis Method: 8260C | Date Collected: 06/11/2015 11:00

Sample wt/vol: 5(mL) | Date Analyzed: 06/18/2015 20:52

Soil Aliquot Vol: | Dilution Factor: 1

Soil Extract Vol.: | GC Column: DB-624 ID: 0.18(mm)

% Moisture: | Level: (low/med) Low

Analysis Batch No.: 185678 | Units: ug/L

CAS NO.	COMPOUND NAME	RESULT	Q	RL	MDL
124-48-1	Dibromochloromethane	1.0	U	1.0	0.43

CAS NO.	SURROGATE	%REC	Q	LIMITS
17060-07-0	1,2-Dichloroethane-d4 (Surr)	86		63-129
460-00-4	4-Bromofluorobenzene (Surr)	77		66-120
2037-26-5	Toluene-d8 (Surr)	95		74-120
1868-53-7	Dibromofluoromethane (Surr)	88		75-121

FORM I
GC/MS VOA ORGANICS ANALYSIS DATA SHEET
TENTATIVELY IDENTIFIED COMPOUNDS

Lab Name: TestAmerica Canton Job No.: 240-51914-1

SDG No.:

Client Sample ID: MSA-SW40A-061115 Lab Sample ID: 240-51914-13

Matrix: Water Lab File ID: UXX9462.D

Analysis Method: 8260C Date Collected: 06/11/2015 11:00

Sample wt/vol: 5(mL) Date Analyzed: 06/18/2015 20:52

Soil Aliquot Vol: Dilution Factor: 1

Soil Extract Vol.: GC Column: DB-624 ID: 0.18(mm)

% Moisture: Level: (low/med) Low

Analysis Batch No.: 185678 Units: ug/L

Number TICs Found: 0 TIC Result Total: 0

CAS NO.	COMPOUND NAME	RT	RESULT	Q
	Tentatively Identified Compound		None	

FORM I-TIC 8260C

FORM I
GC/MS VOA ORGANICS ANALYSIS DATA SHEET
TARGETED TENATIVELY IDENTIFIED COMPOUNDS

Lab Name: TestAmerica Canton Job No.: 240-51914-1

SDG No.:

Client Sample ID: MSA-SW40A-061115 Lab Sample ID: 240-51914-13

Matrix: Water Lab File ID: UXX9462.D

Analysis Method: 8260C Date Collected: 06/11/2015 11:00

Sample wt/vol: 5(mL) Date Analyzed: 06/18/2015 20:52

Soil Aliquot Vol: Dilution Factor: 1

Soil Extract Vol.: GC Column: DB-624 ID: 0.18(mm)

% Moisture: Level: (low/med) Low

Analysis Batch No.: 185678 Units: ug/L

CAS NO.	COMPOUND NAME	RT	RESULT	Q
75-45-6	Chlorodifluoromethane TIC		1.0	U

FORM I-TIC 8260C

FORM I
GC/MS VOA ORGANICS ANALYSIS DATA SHEET

Lab Name: TestAmerica Canton | Job No.: 240-51914-1

SDG No.:

Client Sample ID: MSA-SW40B-061115 | Lab Sample ID: 240-51914-14

Matrix: Water | Lab File ID: UXX9463.D

Analysis Method: 8260C | Date Collected: 06/11/2015 11:05

Sample wt/vol: 5(mL) | Date Analyzed: 06/18/2015 21:15

Soil Aliquot Vol: | Dilution Factor: 1

Soil Extract Vol.: | GC Column: DB-624 ID: 0.18(mm)

% Moisture: | Level: (low/med) Low

Analysis Batch No.: 185678 | Units: ug/L

CAS NO.	COMPOUND NAME	RESULT	Q	RL	MDL
630-20-6	1,1,1,2-Tetrachloroethane	1.0	U	1.0	0.28
71-55-6	1,1,1-Trichloroethane	1.0	U	1.0	0.44
79-34-5	1,1,2,2-Tetrachloroethane	1.0	U	1.0	0.22
76-13-1	1,1,2-Trichloro-1,2,2-trichfluoroethane	1.0	U	1.0	0.45
75-34-3	1,1-Dichloroethane	1.0	U	1.0	0.30
75-35-4	1,1-Dichloroethene	1.0	U	1.0	0.45
563-58-6	1,1-Dichloropropene	1.0	U	1.0	0.42
87-61-6	1,2,3-Trichlorobenzene	1.0	U	1.0	0.37
96-18-4	1,2,3-Trichloropropane	1.0	U	1.0	0.44
526-73-8	1,2,3-Trimethylbenzene	5.0	U	5.0	0.47
120-82-1	1,2,4-Trichlorobenzene	1.0	U	1.0	0.32
95-63-6	1,2,4-Trimethylbenzene	1.0	U	1.0	0.41
96-12-8	1,2-Dibromo-3-Chloropropane	5.0	U	5.0	0.82
95-50-1	1,2-Dichlorobenzene	1.0	U	1.0	0.25
107-06-2	1,2-Dichloroethane	1.0	U	1.0	0.23
78-87-5	1,2-Dichloropropane	1.0	U	1.0	0.25
541-73-1	1,3-Dichlorobenzene	1.0	U	1.0	0.19
142-28-9	1,3-Dichloropropane	1.0	U	1.0	0.19
106-46-7	1,4-Dichlorobenzene	1.0	U	1.0	0.27
594-20-7	2,2-Dichloropropane	1.0	U	1.0	0.26
110-75-8	2-Chloroethyl vinyl ether	10	U	10	0.59
95-49-8	2-Chlorotoluene	1.0	U	1.0	0.40
591-78-6	2-Hexanone	5.0	U	5.0	0.48
108-86-1	Bromobenzene	1.0	U	1.0	0.35
74-97-5	Bromochloromethane	1.0	U	1.0	0.50
106-43-4	4-Chlorotoluene	1.0	U	1.0	0.29
99-87-6	p-Isopropyltoluene	1.0	U	1.0	0.43
67-64-1	Acetone	5.0	U	5.0	0.94
71-43-2	Benzene	1.0	U	1.0	0.35
75-25-2	Bromoform	1.0	U	1.0	0.56
74-83-9	Bromomethane	1.0	U	1.0	0.44
75-15-0	Carbon disulfide	1.0	U	1.0	0.38
56-23-5	Carbon tetrachloride	1.0	U	1.0	0.43
108-90-7	Chlorobenzene	1.0	U	1.0	0.25
75-00-3	Chloroethane	1.0	U	1.0	0.32

FORM I
GC/MS VOA ORGANICS ANALYSIS DATA SHEET

Lab Name: TestAmerica Canton | Job No.: 240-51914-1

SDG No.:

Client Sample ID: MSA-SW40B-061115 | Lab Sample ID: 240-51914-14

Matrix: Water | Lab File ID: UXX9463.D

Analysis Method: 8260C | Date Collected: 06/11/2015 11:05

Sample wt/vol: 5(mL) | Date Analyzed: 06/18/2015 21:15

Soil Aliquot Vol: | Dilution Factor: 1

Soil Extract Vol.: | GC Column: DB-624 ID: 0.18(mm)

% Moisture: | Level: (low/med) Low

Analysis Batch No.: 185678 | Units: ug/L

CAS NO.	COMPOUND NAME	RESULT	Q	RL	MDL
67-66-3	Chloroform	1.0	U	1.0	0.25
74-87-3	Chloromethane	1.0	U	1.0	0.44
156-59-2	cis-1,2-Dichloroethene	1.0		1.0	0.26
10061-01-5	cis-1,3-Dichloropropene	1.0	U	1.0	0.46
87-68-3	Hexachlorobutadiene	1.0	U	1.0	0.35
74-95-3	Dibromomethane	1.0	U	1.0	0.42
75-27-4	Bromodichloromethane	1.0	U	1.0	0.29
75-71-8	Dichlorodifluoromethane	1.0	U	1.0	0.32
100-41-4	Ethylbenzene	1.0	U	1.0	0.25
106-93-4	1,2-Dibromoethane	1.0	U	1.0	0.32
108-20-3	Diisopropyl ether	5.0	U	5.0	0.50
91-20-3	Naphthalene	1.0	U	1.0	0.45
179601-23-1	m-Xylene & p-Xylene	2.0	U	2.0	0.24
104-51-8	n-Butylbenzene	1.0	U	1.0	0.31
98-82-8	Isopropylbenzene	1.0	U	1.0	0.35
103-65-1	n-Propylbenzene	1.0	U	1.0	0.40
78-93-3	2-Butanone	5.0	U	5.0	0.53
108-10-1	4-Methyl-2-pentanone	5.0	U	5.0	0.99
135-98-8	sec-Butylbenzene	1.0	U	1.0	0.48
1634-04-4	Methyl tert-butyl ether	1.0	U	1.0	0.20
994-05-8	Tert-amyl-methyl ether (TAME)	5.0	U	5.0	0.30
75-09-2	Methylene Chloride	1.0	U	1.0	0.33
95-47-6	o-Xylene	1.0	U	1.0	0.25
100-42-5	Styrene	1.0	U	1.0	0.45
637-92-3	Ethyl-t-butyl ether (ETBE)	5.0	U	5.0	0.23
98-06-6	tert-Butylbenzene	1.0	U	1.0	0.41
127-18-4	Tetrachloroethene	1.0	U	1.0	0.31
108-88-3	Toluene	1.0	U	1.0	0.23
156-60-5	trans-1,2-Dichloroethene	1.0	U	1.0	0.30
10061-02-6	trans-1,3-Dichloropropene	1.0	U	1.0	0.56
79-01-6	Trichloroethene	2.9		1.0	0.22
75-69-4	Trichlorofluoromethane	1.0	U	1.0	0.49
108-05-4	Vinyl acetate	2.0	U	2.0	0.41
75-01-4	Vinyl chloride	0.55		0.50	0.29
75-65-0	tert-Butyl alcohol	20	U	20	4.9
1330-20-7	Xylenes, Total	2.0	U	2.0	0.52

FORM I
GC/MS VOA ORGANICS ANALYSIS DATA SHEET

Lab Name: TestAmerica Canton | Job No.: 240-51914-1

SDG No.:

Client Sample ID: MSA-SW40B-061115 | Lab Sample ID: 240-51914-14

Matrix: Water | Lab File ID: UXX9463.D

Analysis Method: 8260C | Date Collected: 06/11/2015 11:05

Sample wt/vol: 5(mL) | Date Analyzed: 06/18/2015 21:15

Soil Aliquot Vol: | Dilution Factor: 1

Soil Extract Vol.: | GC Column: DB-624 ID: 0.18(mm)

% Moisture: | Level: (low/med) Low

Analysis Batch No.: 185678 | Units: ug/L

CAS NO.	COMPOUND NAME	RESULT	Q	RL	MDL
124-48-1	Dibromochloromethane	1.0	U	1.0	0.43

CAS NO.	SURROGATE	%REC	Q	LIMITS
17060-07-0	1,2-Dichloroethane-d4 (Surr)	86		63-129
460-00-4	4-Bromofluorobenzene (Surr)	77		66-120
2037-26-5	Toluene-d8 (Surr)	94		74-120
1868-53-7	Dibromofluoromethane (Surr)	90		75-121

FORM I
GC/MS VOA ORGANICS ANALYSIS DATA SHEET
TENTATIVELY IDENTIFIED COMPOUNDS

Lab Name: TestAmerica Canton Job No.: 240-51914-1

SDG No.:

Client Sample ID: MSA-SW40B-061115 Lab Sample ID: 240-51914-14

Matrix: Water Lab File ID: UXX9463.D

Analysis Method: 8260C Date Collected: 06/11/2015 11:05

Sample wt/vol: 5(mL) Date Analyzed: 06/18/2015 21:15

Soil Aliquot Vol: Dilution Factor: 1

Soil Extract Vol.: GC Column: DB-624 ID: 0.18(mm)

% Moisture: Level: (low/med) Low

Analysis Batch No.: 185678 Units: ug/L

Number TICs Found: 0 TIC Result Total: 0

CAS NO.	COMPOUND NAME	RT	RESULT	Q
	Tentatively Identified Compound		None	

FORM I-TIC 8260C

FORM I
GC/MS VOA ORGANICS ANALYSIS DATA SHEET
TARGETED TENATIVELY IDENTIFIED COMPOUNDS

Lab Name: TestAmerica Canton Job No.: 240-51914-1

SDG No.:

Client Sample ID: MSA-SW40B-061115 Lab Sample ID: 240-51914-14

Matrix: Water Lab File ID: UXX9463.D

Analysis Method: 8260C Date Collected: 06/11/2015 11:05

Sample wt/vol: 5(mL) Date Analyzed: 06/18/2015 21:15

Soil Aliquot Vol: Dilution Factor: 1

Soil Extract Vol.: GC Column: DB-624 ID: 0.18(mm)

% Moisture: Level: (low/med) Low

Analysis Batch No.: 185678 Units: ug/L

CAS NO.	COMPOUND NAME	RT	RESULT	Q
75-45-6	Chlorodifluoromethane TIC		1.0	U

FORM I-TIC 8260C

FORM I
GC/MS VOA ORGANICS ANALYSIS DATA SHEET

Lab Name: TestAmerica Canton | Job No.: 240-51914-1

SDG No.:

Client Sample ID: MSA-SW40C-061115 | Lab Sample ID: 240-51914-15

Matrix: Water | Lab File ID: UXX9464.D

Analysis Method: 8260C | Date Collected: 06/11/2015 11:08

Sample wt/vol: 5(mL) | Date Analyzed: 06/18/2015 21:37

Soil Aliquot Vol: | Dilution Factor: 1

Soil Extract Vol.: | GC Column: DB-624 ID: 0.18(mm)

% Moisture: | Level: (low/med) Low

Analysis Batch No.: 185678 | Units: ug/L

CAS NO.	COMPOUND NAME	RESULT	Q	RL	MDL
630-20-6	1,1,1,2-Tetrachloroethane	1.0	U	1.0	0.28
71-55-6	1,1,1-Trichloroethane	1.0	U	1.0	0.44
79-34-5	1,1,2,2-Tetrachloroethane	1.0	U	1.0	0.22
76-13-1	1,1,2-Trichloro-1,2,2-trichfluoroeth ane	1.0	U	1.0	0.45
75-34-3	1,1-Dichloroethane	1.0	U	1.0	0.30
75-35-4	1,1-Dichloroethene	1.0	U	1.0	0.45
563-58-6	1,1-Dichloropropene	1.0	U	1.0	0.42
87-61-6	1,2,3-Trichlorobenzene	1.0	U	1.0	0.37
96-18-4	1,2,3-Trichloropropane	1.0	U	1.0	0.44
526-73-8	1,2,3-Trimethylbenzene	5.0	U	5.0	0.47
120-82-1	1,2,4-Trichlorobenzene	1.0	U	1.0	0.32
95-63-6	1,2,4-Trimethylbenzene	1.0	U	1.0	0.41
96-12-8	1,2-Dibromo-3-Chloropropane	5.0	U	5.0	0.82
95-50-1	1,2-Dichlorobenzene	1.0	U	1.0	0.25
107-06-2	1,2-Dichloroethane	1.0	U	1.0	0.23
78-87-5	1,2-Dichloropropane	1.0	U	1.0	0.25
541-73-1	1,3-Dichlorobenzene	1.0	U	1.0	0.19
142-28-9	1,3-Dichloropropane	1.0	U	1.0	0.19
106-46-7	1,4-Dichlorobenzene	1.0	U	1.0	0.27
594-20-7	2,2-Dichloropropane	1.0	U	1.0	0.26
110-75-8	2-Chloroethyl vinyl ether	10	U	10	0.59
95-49-8	2-Chlorotoluene	1.0	U	1.0	0.40
591-78-6	2-Hexanone	5.0	U	5.0	0.48
108-86-1	Bromobenzene	1.0	U	1.0	0.35
74-97-5	Bromochloromethane	1.0	U	1.0	0.50
106-43-4	4-Chlorotoluene	1.0	U	1.0	0.29
99-87-6	p-Isopropyltoluene	1.0	U	1.0	0.43
67-64-1	Acetone	5.0	U	5.0	0.94
71-43-2	Benzene	1.0	U	1.0	0.35
75-25-2	Bromoform	1.0	U	1.0	0.56
74-83-9	Bromomethane	1.0	U	1.0	0.44
75-15-0	Carbon disulfide	1.0	U	1.0	0.38
56-23-5	Carbon tetrachloride	1.0	U	1.0	0.43
108-90-7	Chlorobenzene	1.0	U	1.0	0.25
75-00-3	Chloroethane	1.0	U	1.0	0.32

FORM I
GC/MS VOA ORGANICS ANALYSIS DATA SHEET

Lab Name: TestAmerica Canton | Job No.: 240-51914-1

SDG No.:

Client Sample ID: MSA-SW40C-061115 | Lab Sample ID: 240-51914-15

Matrix: Water | Lab File ID: UXX9464.D

Analysis Method: 8260C | Date Collected: 06/11/2015 11:08

Sample wt/vol: 5(mL) | Date Analyzed: 06/18/2015 21:37

Soil Aliquot Vol: | Dilution Factor: 1

Soil Extract Vol.: | GC Column: DB-624 ID: 0.18(mm)

% Moisture: | Level: (low/med) Low

Analysis Batch No.: 185678 | Units: ug/L

CAS NO.	COMPOUND NAME	RESULT	Q	RL	MDL
67-66-3	Chloroform	1.0	U	1.0	0.25
74-87-3	Chloromethane	1.0	U	1.0	0.44
156-59-2	cis-1,2-Dichloroethene	0.81	J	1.0	0.26
10061-01-5	cis-1,3-Dichloropropene	1.0	U	1.0	0.46
87-68-3	Hexachlorobutadiene	1.0	U	1.0	0.35
74-95-3	Dibromomethane	1.0	U	1.0	0.42
75-27-4	Bromodichloromethane	1.0	U	1.0	0.29
75-71-8	Dichlorodifluoromethane	1.0	U	1.0	0.32
100-41-4	Ethylbenzene	1.0	U	1.0	0.25
106-93-4	1,2-Dibromoethane	1.0	U	1.0	0.32
108-20-3	Diisopropyl ether	5.0	U	5.0	0.50
91-20-3	Naphthalene	1.0	U	1.0	0.45
179601-23-1	m-Xylene & p-Xylene	2.0	U	2.0	0.24
104-51-8	n-Butylbenzene	1.0	U	1.0	0.31
98-82-8	Isopropylbenzene	1.0	U	1.0	0.35
103-65-1	n-Propylbenzene	1.0	U	1.0	0.40
78-93-3	2-Butanone	5.0	U	5.0	0.53
108-10-1	4-Methyl-2-pentanone	5.0	U	5.0	0.99
135-98-8	sec-Butylbenzene	1.0	U	1.0	0.48
1634-04-4	Methyl tert-butyl ether	1.0	U	1.0	0.20
994-05-8	Tert-amyl-methyl ether (TAME)	5.0	U	5.0	0.30
75-09-2	Methylene Chloride	1.0	U	1.0	0.33
95-47-6	o-Xylene	1.0	U	1.0	0.25
100-42-5	Styrene	1.0	U	1.0	0.45
637-92-3	Ethyl-t-butyl ether (ETBE)	5.0	U	5.0	0.23
98-06-6	tert-Butylbenzene	1.0	U	1.0	0.41
127-18-4	Tetrachloroethene	1.0	U	1.0	0.31
108-88-3	Toluene	1.0	U	1.0	0.23
156-60-5	trans-1,2-Dichloroethene	1.0	U	1.0	0.30
10061-02-6	trans-1,3-Dichloropropene	1.0	U	1.0	0.56
79-01-6	Trichloroethene	2.1		1.0	0.22
75-69-4	Trichlorofluoromethane	1.0	U	1.0	0.49
108-05-4	Vinyl acetate	2.0	U	2.0	0.41
75-01-4	Vinyl chloride	0.31	J	0.50	0.29
75-65-0	tert-Butyl alcohol	20	U	20	4.9
1330-20-7	Xylenes, Total	2.0	U	2.0	0.52

FORM I
GC/MS VOA ORGANICS ANALYSIS DATA SHEET

Lab Name: TestAmerica Canton | Job No.: 240-51914-1

SDG No.:

Client Sample ID: MSA-SW40C-061115 | Lab Sample ID: 240-51914-15

Matrix: Water | Lab File ID: UXX9464.D

Analysis Method: 8260C | Date Collected: 06/11/2015 11:08

Sample wt/vol: 5(mL) | Date Analyzed: 06/18/2015 21:37

Soil Aliquot Vol: | Dilution Factor: 1

Soil Extract Vol.: | GC Column: DB-624 ID: 0.18(mm)

% Moisture: | Level: (low/med) Low

Analysis Batch No.: 185678 | Units: ug/L

CAS NO.	COMPOUND NAME	RESULT	Q	RL	MDL
124-48-1	Dibromochloromethane	1.0	U	1.0	0.43

CAS NO.	SURROGATE	%REC	Q	LIMITS
17060-07-0	1,2-Dichloroethane-d4 (Surr)	86		63-129
460-00-4	4-Bromofluorobenzene (Surr)	76		66-120
2037-26-5	Toluene-d8 (Surr)	92		74-120
1868-53-7	Dibromofluoromethane (Surr)	88		75-121

FORM I
GC/MS VOA ORGANICS ANALYSIS DATA SHEET
TENTATIVELY IDENTIFIED COMPOUNDS

Lab Name: TestAmerica Canton Job No.: 240-51914-1

SDG No.:

Client Sample ID: MSA-SW40C-061115 Lab Sample ID: 240-51914-15

Matrix: Water Lab File ID: UXX9464.D

Analysis Method: 8260C Date Collected: 06/11/2015 11:08

Sample wt/vol: 5(mL) Date Analyzed: 06/18/2015 21:37

Soil Aliquot Vol: Dilution Factor: 1

Soil Extract Vol.: GC Column: DB-624 ID: 0.18(mm)

% Moisture: Level: (low/med) Low

Analysis Batch No.: 185678 Units: ug/L

Number TICs Found: 0 TIC Result Total: 0

CAS NO.	COMPOUND NAME	RT	RESULT	Q
	Tentatively Identified Compound		None	

FORM I-TIC 8260C

FORM I
GC/MS VOA ORGANICS ANALYSIS DATA SHEET
TARGETED TENATIVELY IDENTIFIED COMPOUNDS

Lab Name: TestAmerica Canton Job No.: 240-51914-1

SDG No.:

Client Sample ID: MSA-SW40C-061115 Lab Sample ID: 240-51914-15

Matrix: Water Lab File ID: UXX9464.D

Analysis Method: 8260C Date Collected: 06/11/2015 11:08

Sample wt/vol: 5(mL) Date Analyzed: 06/18/2015 21:37

Soil Aliquot Vol: Dilution Factor: 1

Soil Extract Vol.: GC Column: DB-624 ID: 0.18(mm)

% Moisture: Level: (low/med) Low

Analysis Batch No.: 185678 Units: ug/L

CAS NO.	COMPOUND NAME	RT	RESULT	Q
75-45-6	Chlorodifluoromethane TIC		1.0	U

FORM I-TIC 8260C

FORM I
GC/MS VOA ORGANICS ANALYSIS DATA SHEET

Lab Name: TestAmerica Canton | Job No.: 240-51914-1

SDG No.:

Client Sample ID: MSA-SW40D-061115 | Lab Sample ID: 240-51914-16

Matrix: Water | Lab File ID: UXX9465.D

Analysis Method: 8260C | Date Collected: 06/11/2015 11:11

Sample wt/vol: 5(mL) | Date Analyzed: 06/18/2015 21:59

Soil Aliquot Vol: | Dilution Factor: 1

Soil Extract Vol.: | GC Column: DB-624 ID: 0.18(mm)

% Moisture: | Level: (low/med) Low

Analysis Batch No.: 185678 | Units: ug/L

CAS NO.	COMPOUND NAME	RESULT	Q	RL	MDL
630-20-6	1,1,1,2-Tetrachloroethane	1.0	U	1.0	0.28
71-55-6	1,1,1-Trichloroethane	1.0	U	1.0	0.44
79-34-5	1,1,2,2-Tetrachloroethane	1.0	U	1.0	0.22
76-13-1	1,1,2-Trichloro-1,2,2-trichfluoroethane	1.0	U	1.0	0.45
75-34-3	1,1-Dichloroethane	1.0	U	1.0	0.30
75-35-4	1,1-Dichloroethene	1.0	U	1.0	0.45
563-58-6	1,1-Dichloropropene	1.0	U	1.0	0.42
87-61-6	1,2,3-Trichlorobenzene	1.0	U	1.0	0.37
96-18-4	1,2,3-Trichloropropane	1.0	U	1.0	0.44
526-73-8	1,2,3-Trimethylbenzene	5.0	U	5.0	0.47
120-82-1	1,2,4-Trichlorobenzene	1.0	U	1.0	0.32
95-63-6	1,2,4-Trimethylbenzene	1.0	U	1.0	0.41
96-12-8	1,2-Dibromo-3-Chloropropane	5.0	U	5.0	0.82
95-50-1	1,2-Dichlorobenzene	1.0	U	1.0	0.25
107-06-2	1,2-Dichloroethane	1.0	U	1.0	0.23
78-87-5	1,2-Dichloropropane	1.0	U	1.0	0.25
541-73-1	1,3-Dichlorobenzene	1.0	U	1.0	0.19
142-28-9	1,3-Dichloropropane	1.0	U	1.0	0.19
106-46-7	1,4-Dichlorobenzene	1.0	U	1.0	0.27
594-20-7	2,2-Dichloropropane	1.0	U	1.0	0.26
110-75-8	2-Chloroethyl vinyl ether	10	U	10	0.59
95-49-8	2-Chlorotoluene	1.0	U	1.0	0.40
591-78-6	2-Hexanone	5.0	U	5.0	0.48
108-86-1	Bromobenzene	1.0	U	1.0	0.35
74-97-5	Bromochloromethane	1.0	U	1.0	0.50
106-43-4	4-Chlorotoluene	1.0	U	1.0	0.29
99-87-6	p-Isopropyltoluene	1.0	U	1.0	0.43
67-64-1	Acetone	5.0	U	5.0	0.94
71-43-2	Benzene	1.0	U	1.0	0.35
75-25-2	Bromoform	1.0	U	1.0	0.56
74-83-9	Bromomethane	1.0	U	1.0	0.44
75-15-0	Carbon disulfide	1.0	U	1.0	0.38
56-23-5	Carbon tetrachloride	1.0	U	1.0	0.43
108-90-7	Chlorobenzene	1.0	U	1.0	0.25
75-00-3	Chloroethane	1.0	U	1.0	0.32

FORM I
GC/MS VOA ORGANICS ANALYSIS DATA SHEET

Lab Name: TestAmerica Canton | Job No.: 240-51914-1

SDG No.:

Client Sample ID: MSA-SW40D-061115 | Lab Sample ID: 240-51914-16

Matrix: Water | Lab File ID: UXX9465.D

Analysis Method: 8260C | Date Collected: 06/11/2015 11:11

Sample wt/vol: 5(mL) | Date Analyzed: 06/18/2015 21:59

Soil Aliquot Vol: | Dilution Factor: 1

Soil Extract Vol.: | GC Column: DB-624 ID: 0.18(mm)

% Moisture: | Level: (low/med) Low

Analysis Batch No.: 185678 | Units: ug/L

CAS NO.	COMPOUND NAME	RESULT	Q	RL	MDL
67-66-3	Chloroform	1.0	U	1.0	0.25
74-87-3	Chloromethane	1.0	U	1.0	0.44
156-59-2	cis-1,2-Dichloroethene	0.41	J	1.0	0.26
10061-01-5	cis-1,3-Dichloropropene	1.0	U	1.0	0.46
87-68-3	Hexachlorobutadiene	1.0	U	1.0	0.35
74-95-3	Dibromomethane	1.0	U	1.0	0.42
75-27-4	Bromodichloromethane	1.0	U	1.0	0.29
75-71-8	Dichlorodifluoromethane	1.0	U	1.0	0.32
100-41-4	Ethylbenzene	1.0	U	1.0	0.25
106-93-4	1,2-Dibromoethane	1.0	U	1.0	0.32
108-20-3	Diisopropyl ether	5.0	U	5.0	0.50
91-20-3	Naphthalene	1.0	U	1.0	0.45
179601-23-1	m-Xylene & p-Xylene	2.0	U	2.0	0.24
104-51-8	n-Butylbenzene	1.0	U	1.0	0.31
98-82-8	Isopropylbenzene	1.0	U	1.0	0.35
103-65-1	n-Propylbenzene	1.0	U	1.0	0.40
78-93-3	2-Butanone	5.0	U	5.0	0.53
108-10-1	4-Methyl-2-pentanone	5.0	U	5.0	0.99
135-98-8	sec-Butylbenzene	1.0	U	1.0	0.48
1634-04-4	Methyl tert-butyl ether	1.0	U	1.0	0.20
994-05-8	Tert-amyl-methyl ether (TAME)	5.0	U	5.0	0.30
75-09-2	Methylene Chloride	1.0	U	1.0	0.33
95-47-6	o-Xylene	1.0	U	1.0	0.25
100-42-5	Styrene	1.0	U	1.0	0.45
637-92-3	Ethyl-t-butyl ether (ETBE)	5.0	U	5.0	0.23
98-06-6	tert-Butylbenzene	1.0	U	1.0	0.41
127-18-4	Tetrachloroethene	1.0	U	1.0	0.31
108-88-3	Toluene	1.0	U	1.0	0.23
156-60-5	trans-1,2-Dichloroethene	1.0	U	1.0	0.30
10061-02-6	trans-1,3-Dichloropropene	1.0	U	1.0	0.56
79-01-6	Trichloroethene	1.0		1.0	0.22
75-69-4	Trichlorofluoromethane	1.0	U	1.0	0.49
108-05-4	Vinyl acetate	2.0	U	2.0	0.41
75-01-4	Vinyl chloride	0.50	U	0.50	0.29
75-65-0	tert-Butyl alcohol	20	U	20	4.9
1330-20-7	Xylenes, Total	2.0	U	2.0	0.52

FORM I
GC/MS VOA ORGANICS ANALYSIS DATA SHEET

Lab Name: TestAmerica Canton | Job No.: 240-51914-1

SDG No.:

Client Sample ID: MSA-SW40D-061115 | Lab Sample ID: 240-51914-16

Matrix: Water | Lab File ID: UXX9465.D

Analysis Method: 8260C | Date Collected: 06/11/2015 11:11

Sample wt/vol: 5(mL) | Date Analyzed: 06/18/2015 21:59

Soil Aliquot Vol: | Dilution Factor: 1

Soil Extract Vol.: | GC Column: DB-624 ID: 0.18(mm)

% Moisture: | Level: (low/med) Low

Analysis Batch No.: 185678 | Units: ug/L

CAS NO.	COMPOUND NAME	RESULT	Q	RL	MDL
124-48-1	Dibromochloromethane	1.0	U	1.0	0.43

CAS NO.	SURROGATE	%REC	Q	LIMITS
17060-07-0	1,2-Dichloroethane-d4 (Surr)	88		63-129
460-00-4	4-Bromofluorobenzene (Surr)	78		66-120
2037-26-5	Toluene-d8 (Surr)	93		74-120
1868-53-7	Dibromofluoromethane (Surr)	91		75-121

FORM I
GC/MS VOA ORGANICS ANALYSIS DATA SHEET
TENTATIVELY IDENTIFIED COMPOUNDS

Lab Name: TestAmerica Canton Job No.: 240-51914-1

SDG No.:

Client Sample ID: MSA-SW40D-061115 Lab Sample ID: 240-51914-16

Matrix: Water Lab File ID: UXX9465.D

Analysis Method: 8260C Date Collected: 06/11/2015 11:11

Sample wt/vol: 5(mL) Date Analyzed: 06/18/2015 21:59

Soil Aliquot Vol: Dilution Factor: 1

Soil Extract Vol.: GC Column: DB-624 ID: 0.18(mm)

% Moisture: Level: (low/med) Low

Analysis Batch No.: 185678 Units: ug/L

Number TICs Found: 0 TIC Result Total: 0

CAS NO.	COMPOUND NAME	RT	RESULT	Q
	Tentatively Identified Compound		None	

FORM I-TIC 8260C

FORM I
GC/MS VOA ORGANICS ANALYSIS DATA SHEET
TARGETED TENATIVELY IDENTIFIED COMPOUNDS

Lab Name: TestAmerica Canton Job No.: 240-51914-1

SDG No.:

Client Sample ID: MSA-SW40D-061115 Lab Sample ID: 240-51914-16

Matrix: Water Lab File ID: UXX9465.D

Analysis Method: 8260C Date Collected: 06/11/2015 11:11

Sample wt/vol: 5(mL) Date Analyzed: 06/18/2015 21:59

Soil Aliquot Vol: Dilution Factor: 1

Soil Extract Vol.: GC Column: DB-624 ID: 0.18(mm)

% Moisture: Level: (low/med) Low

Analysis Batch No.: 185678 Units: ug/L

CAS NO.	COMPOUND NAME	RT	RESULT	Q
75-45-6	Chlorodifluoromethane TIC		1.0	U

FORM I-TIC 8260C

FORM I
GC/MS VOA ORGANICS ANALYSIS DATA SHEET

Lab Name: TestAmerica Canton | Job No.: 240-51914-1
SDG No.:
Client Sample ID: MSA-SW41A-061115 | Lab Sample ID: 240-51914-17
Matrix: Water | Lab File ID: UXX9466.D
Analysis Method: 8260C | Date Collected: 06/11/2015 10:21
Sample wt/vol: 5(mL) | Date Analyzed: 06/18/2015 22:22
Soil Aliquot Vol: | Dilution Factor: 1
Soil Extract Vol.: | GC Column: DB-624 ID: 0.18(mm)
% Moisture: | Level: (low/med) Low
Analysis Batch No.: 185678 | Units: ug/L

CAS NO.	COMPOUND NAME	RESULT	Q	RL	MDL
630-20-6	1,1,1,2-Tetrachloroethane	1.0	U	1.0	0.28
71-55-6	1,1,1-Trichloroethane	1.0	U	1.0	0.44
79-34-5	1,1,2,2-Tetrachloroethane	1.0	U	1.0	0.22
76-13-1	1,1,2-Trichloro-1,2,2-trichfluoroethane	1.0	U	1.0	0.45
75-34-3	1,1-Dichloroethane	1.0	U	1.0	0.30
75-35-4	1,1-Dichloroethene	1.0	U	1.0	0.45
563-58-6	1,1-Dichloropropene	1.0	U	1.0	0.42
87-61-6	1,2,3-Trichlorobenzene	1.0	U	1.0	0.37
96-18-4	1,2,3-Trichloropropane	1.0	U	1.0	0.44
526-73-8	1,2,3-Trimethylbenzene	5.0	U	5.0	0.47
120-82-1	1,2,4-Trichlorobenzene	1.0	U	1.0	0.32
95-63-6	1,2,4-Trimethylbenzene	1.0	U	1.0	0.41
96-12-8	1,2-Dibromo-3-Chloropropane	5.0	U	5.0	0.82
95-50-1	1,2-Dichlorobenzene	1.0	U	1.0	0.25
107-06-2	1,2-Dichloroethane	1.0	U	1.0	0.23
78-87-5	1,2-Dichloropropane	1.0	U	1.0	0.25
541-73-1	1,3-Dichlorobenzene	1.0	U	1.0	0.19
142-28-9	1,3-Dichloropropane	1.0	U	1.0	0.19
106-46-7	1,4-Dichlorobenzene	1.0	U	1.0	0.27
594-20-7	2,2-Dichloropropane	1.0	U	1.0	0.26
110-75-8	2-Chloroethyl vinyl ether	10	U	10	0.59
95-49-8	2-Chlorotoluene	1.0	U	1.0	0.40
591-78-6	2-Hexanone	5.0	U	5.0	0.48
108-86-1	Bromobenzene	1.0	U	1.0	0.35
74-97-5	Bromochloromethane	1.0	U	1.0	0.50
106-43-4	4-Chlorotoluene	1.0	U	1.0	0.29
99-87-6	p-Isopropyltoluene	1.0	U	1.0	0.43
67-64-1	Acetone	5.0	U	5.0	0.94
71-43-2	Benzene	1.0	U	1.0	0.35
75-25-2	Bromoform	1.0	U	1.0	0.56
74-83-9	Bromomethane	1.0	U	1.0	0.44
75-15-0	Carbon disulfide	1.0	U	1.0	0.38
56-23-5	Carbon tetrachloride	1.0	U	1.0	0.43
108-90-7	Chlorobenzene	1.0	U	1.0	0.25
75-00-3	Chloroethane	1.0	U	1.0	0.32

FORM I
GC/MS VOA ORGANICS ANALYSIS DATA SHEET

Lab Name: TestAmerica Canton | Job No.: 240-51914-1

SDG No.:

Client Sample ID: MSA-SW41A-061115 | Lab Sample ID: 240-51914-17

Matrix: Water | Lab File ID: UXX9466.D

Analysis Method: 8260C | Date Collected: 06/11/2015 10:21

Sample wt/vol: 5(mL) | Date Analyzed: 06/18/2015 22:22

Soil Aliquot Vol: | Dilution Factor: 1

Soil Extract Vol.: | GC Column: DB-624 ID: 0.18(mm)

% Moisture: | Level: (low/med) Low

Analysis Batch No.: 185678 | Units: ug/L

CAS NO.	COMPOUND NAME	RESULT	Q	RL	MDL
67-66-3	Chloroform	1.0	U	1.0	0.25
74-87-3	Chloromethane	1.0	U	1.0	0.44
156-59-2	cis-1,2-Dichloroethene	1.9		1.0	0.26
10061-01-5	cis-1,3-Dichloropropene	1.0	U	1.0	0.46
87-68-3	Hexachlorobutadiene	1.0	U	1.0	0.35
74-95-3	Dibromomethane	1.0	U	1.0	0.42
75-27-4	Bromodichloromethane	1.0	U	1.0	0.29
75-71-8	Dichlorodifluoromethane	1.0	U	1.0	0.32
100-41-4	Ethylbenzene	1.0	U	1.0	0.25
106-93-4	1,2-Dibromoethane	1.0	U	1.0	0.32
108-20-3	Diisopropyl ether	5.0	U	5.0	0.50
91-20-3	Naphthalene	1.0	U	1.0	0.45
179601-23-1	m-Xylene & p-Xylene	2.0	U	2.0	0.24
104-51-8	n-Butylbenzene	1.0	U	1.0	0.31
98-82-8	Isopropylbenzene	1.0	U	1.0	0.35
103-65-1	n-Propylbenzene	1.0	U	1.0	0.40
78-93-3	2-Butanone	5.0	U	5.0	0.53
108-10-1	4-Methyl-2-pentanone	5.0	U	5.0	0.99
135-98-8	sec-Butylbenzene	1.0	U	1.0	0.48
1634-04-4	Methyl tert-butyl ether	1.0	U	1.0	0.20
994-05-8	Tert-amyl-methyl ether (TAME)	5.0	U	5.0	0.30
75-09-2	Methylene Chloride	1.0	U	1.0	0.33
95-47-6	o-Xylene	1.0	U	1.0	0.25
100-42-5	Styrene	1.0	U	1.0	0.45
637-92-3	Ethyl-t-butyl ether (ETBE)	5.0	U	5.0	0.23
98-06-6	tert-Butylbenzene	1.0	U	1.0	0.41
127-18-4	Tetrachloroethene	1.0	U	1.0	0.31
108-88-3	Toluene	1.0	U	1.0	0.23
156-60-5	trans-1,2-Dichloroethene	1.0	U	1.0	0.30
10061-02-6	trans-1,3-Dichloropropene	1.0	U	1.0	0.56
79-01-6	Trichloroethene	3.0		1.0	0.22
75-69-4	Trichlorofluoromethane	1.0	U	1.0	0.49
108-05-4	Vinyl acetate	2.0	U	2.0	0.41
75-01-4	Vinyl chloride	0.90		0.50	0.29
75-65-0	tert-Butyl alcohol	20	U	20	4.9
1330-20-7	Xylenes, Total	2.0	U	2.0	0.52

FORM I
GC/MS VOA ORGANICS ANALYSIS DATA SHEET

Lab Name: TestAmerica Canton | Job No.: 240-51914-1

SDG No.:

Client Sample ID: MSA-SW41A-061115 | Lab Sample ID: 240-51914-17

Matrix: Water | Lab File ID: UXX9466.D

Analysis Method: 8260C | Date Collected: 06/11/2015 10:21

Sample wt/vol: 5(mL) | Date Analyzed: 06/18/2015 22:22

Soil Aliquot Vol: | Dilution Factor: 1

Soil Extract Vol.: | GC Column: DB-624 ID: 0.18(mm)

% Moisture: | Level: (low/med) Low

Analysis Batch No.: 185678 | Units: ug/L

CAS NO.	COMPOUND NAME	RESULT	Q	RL	MDL
124-48-1	Dibromochloromethane	1.0	U	1.0	0.43

CAS NO.	SURROGATE	%REC	Q	LIMITS
17060-07-0	1,2-Dichloroethane-d4 (Surr)	86		63-129
460-00-4	4-Bromofluorobenzene (Surr)	77		66-120
2037-26-5	Toluene-d8 (Surr)	95		74-120
1868-53-7	Dibromofluoromethane (Surr)	90		75-121

FORM I
GC/MS VOA ORGANICS ANALYSIS DATA SHEET
TENTATIVELY IDENTIFIED COMPOUNDS

Lab Name: TestAmerica Canton Job No.: 240-51914-1

SDG No.:

Client Sample ID: MSA-SW41A-061115 Lab Sample ID: 240-51914-17

Matrix: Water Lab File ID: UXX9466.D

Analysis Method: 8260C Date Collected: 06/11/2015 10:21

Sample wt/vol: 5(mL) Date Analyzed: 06/18/2015 22:22

Soil Aliquot Vol: Dilution Factor: 1

Soil Extract Vol.: GC Column: DB-624 ID: 0.18(mm)

% Moisture: Level: (low/med) Low

Analysis Batch No.: 185678 Units: ug/L

Number TICs Found: 0 TIC Result Total: 0

CAS NO.	COMPOUND NAME	RT	RESULT	Q
	Tentatively Identified Compound		None	

FORM I-TIC 8260C

FORM I
GC/MS VOA ORGANICS ANALYSIS DATA SHEET
TARGETED TENATIVELY IDENTIFIED COMPOUNDS

Lab Name: TestAmerica Canton Job No.: 240-51914-1

SDG No.:

Client Sample ID: MSA-SW41A-061115 Lab Sample ID: 240-51914-17

Matrix: Water Lab File ID: UXX9466.D

Analysis Method: 8260C Date Collected: 06/11/2015 10:21

Sample wt/vol: 5(mL) Date Analyzed: 06/18/2015 22:22

Soil Aliquot Vol: Dilution Factor: 1

Soil Extract Vol.: GC Column: DB-624 ID: 0.18(mm)

% Moisture: Level: (low/med) Low

Analysis Batch No.: 185678 Units: ug/L

CAS NO.	COMPOUND NAME	RT	RESULT	Q
75-45-6	Chlorodifluoromethane TIC		1.0	U

FORM I-TIC 8260C

FORM I
GC/MS VOA ORGANICS ANALYSIS DATA SHEET

Lab Name: TestAmerica Canton | Job No.: 240-51914-1
SDG No.:
Client Sample ID: MSA-SW41B-061115 | Lab Sample ID: 240-51914-18
Matrix: Water | Lab File ID: UXX9467.D
Analysis Method: 8260C | Date Collected: 06/11/2015 10:25
Sample wt/vol: 5(mL) | Date Analyzed: 06/18/2015 22:44
Soil Aliquot Vol: | Dilution Factor: 1
Soil Extract Vol.: | GC Column: DB-624 ID: 0.18(mm)
% Moisture: | Level: (low/med) Low
Analysis Batch No.: 185678 | Units: ug/L

CAS NO.	COMPOUND NAME	RESULT	Q	RL	MDL
630-20-6	1,1,1,2-Tetrachloroethane	1.0	U	1.0	0.28
71-55-6	1,1,1-Trichloroethane	1.0	U	1.0	0.44
79-34-5	1,1,2,2-Tetrachloroethane	1.0	U	1.0	0.22
76-13-1	1,1,2-Trichloro-1,2,2-trichfluoroethane	1.0	U	1.0	0.45
75-34-3	1,1-Dichloroethane	1.0	U	1.0	0.30
75-35-4	1,1-Dichloroethene	1.0	U	1.0	0.45
563-58-6	1,1-Dichloropropene	1.0	U	1.0	0.42
87-61-6	1,2,3-Trichlorobenzene	1.0	U	1.0	0.37
96-18-4	1,2,3-Trichloropropane	1.0	U	1.0	0.44
526-73-8	1,2,3-Trimethylbenzene	5.0	U	5.0	0.47
120-82-1	1,2,4-Trichlorobenzene	1.0	U	1.0	0.32
95-63-6	1,2,4-Trimethylbenzene	1.0	U	1.0	0.41
96-12-8	1,2-Dibromo-3-Chloropropane	5.0	U	5.0	0.82
95-50-1	1,2-Dichlorobenzene	1.0	U	1.0	0.25
107-06-2	1,2-Dichloroethane	1.0	U	1.0	0.23
78-87-5	1,2-Dichloropropane	1.0	U	1.0	0.25
541-73-1	1,3-Dichlorobenzene	1.0	U	1.0	0.19
142-28-9	1,3-Dichloropropane	1.0	U	1.0	0.19
106-46-7	1,4-Dichlorobenzene	1.0	U	1.0	0.27
594-20-7	2,2-Dichloropropane	1.0	U	1.0	0.26
110-75-8	2-Chloroethyl vinyl ether	10	U	10	0.59
95-49-8	2-Chlorotoluene	1.0	U	1.0	0.40
591-78-6	2-Hexanone	5.0	U	5.0	0.48
108-86-1	Bromobenzene	1.0	U	1.0	0.35
74-97-5	Bromochloromethane	1.0	U	1.0	0.50
106-43-4	4-Chlorotoluene	1.0	U	1.0	0.29
99-87-6	p-Isopropyltoluene	1.0	U	1.0	0.43
67-64-1	Acetone	5.0	U	5.0	0.94
71-43-2	Benzene	1.0	U	1.0	0.35
75-25-2	Bromoform	1.0	U	1.0	0.56
74-83-9	Bromomethane	1.0	U	1.0	0.44
75-15-0	Carbon disulfide	1.0	U	1.0	0.38
56-23-5	Carbon tetrachloride	1.0	U	1.0	0.43
108-90-7	Chlorobenzene	1.0	U	1.0	0.25
75-00-3	Chloroethane	1.0	U	1.0	0.32

FORM I
GC/MS VOA ORGANICS ANALYSIS DATA SHEET

Lab Name: TestAmerica Canton | Job No.: 240-51914-1

SDG No.:

Client Sample ID: MSA-SW41B-061115 | Lab Sample ID: 240-51914-18

Matrix: Water | Lab File ID: UXX9467.D

Analysis Method: 8260C | Date Collected: 06/11/2015 10:25

Sample wt/vol: 5(mL) | Date Analyzed: 06/18/2015 22:44

Soil Aliquot Vol: | Dilution Factor: 1

Soil Extract Vol.: | GC Column: DB-624 ID: 0.18(mm)

% Moisture: | Level: (low/med) Low

Analysis Batch No.: 185678 | Units: ug/L

CAS NO.	COMPOUND NAME	RESULT	Q	RL	MDL
67-66-3	Chloroform	1.0	U	1.0	0.25
74-87-3	Chloromethane	1.0	U	1.0	0.44
156-59-2	cis-1,2-Dichloroethene	1.5		1.0	0.26
10061-01-5	cis-1,3-Dichloropropene	1.0	U	1.0	0.46
87-68-3	Hexachlorobutadiene	1.0	U	1.0	0.35
74-95-3	Dibromomethane	1.0	U	1.0	0.42
75-27-4	Bromodichloromethane	1.0	U	1.0	0.29
75-71-8	Dichlorodifluoromethane	1.0	U	1.0	0.32
100-41-4	Ethylbenzene	1.0	U	1.0	0.25
106-93-4	1,2-Dibromoethane	1.0	U	1.0	0.32
108-20-3	Diisopropyl ether	5.0	U	5.0	0.50
91-20-3	Naphthalene	1.0	U	1.0	0.45
179601-23-1	m-Xylene & p-Xylene	2.0	U	2.0	0.24
104-51-8	n-Butylbenzene	1.0	U	1.0	0.31
98-82-8	Isopropylbenzene	1.0	U	1.0	0.35
103-65-1	n-Propylbenzene	1.0	U	1.0	0.40
78-93-3	2-Butanone	5.0	U	5.0	0.53
108-10-1	4-Methyl-2-pentanone	5.0	U	5.0	0.99
135-98-8	sec-Butylbenzene	1.0	U	1.0	0.48
1634-04-4	Methyl tert-butyl ether	1.0	U	1.0	0.20
994-05-8	Tert-amyl-methyl ether (TAME)	5.0	U	5.0	0.30
75-09-2	Methylene Chloride	1.0	U	1.0	0.33
95-47-6	o-Xylene	1.0	U	1.0	0.25
100-42-5	Styrene	1.0	U	1.0	0.45
637-92-3	Ethyl-t-butyl ether (ETBE)	5.0	U	5.0	0.23
98-06-6	tert-Butylbenzene	1.0	U	1.0	0.41
127-18-4	Tetrachloroethene	1.0	U	1.0	0.31
108-88-3	Toluene	1.0	U	1.0	0.23
156-60-5	trans-1,2-Dichloroethene	1.0	U	1.0	0.30
10061-02-6	trans-1,3-Dichloropropene	1.0	U	1.0	0.56
79-01-6	Trichloroethene	2.6		1.0	0.22
75-69-4	Trichlorofluoromethane	1.0	U	1.0	0.49
108-05-4	Vinyl acetate	2.0	U	2.0	0.41
75-01-4	Vinyl chloride	0.75		0.50	0.29
75-65-0	tert-Butyl alcohol	20	U	20	4.9
1330-20-7	Xylenes, Total	2.0	U	2.0	0.52

FORM I
GC/MS VOA ORGANICS ANALYSIS DATA SHEET

Lab Name: TestAmerica Canton | Job No.: 240-51914-1

SDG No.:

Client Sample ID: MSA-SW41B-061115 | Lab Sample ID: 240-51914-18

Matrix: Water | Lab File ID: UXX9467.D

Analysis Method: 8260C | Date Collected: 06/11/2015 10:25

Sample wt/vol: 5(mL) | Date Analyzed: 06/18/2015 22:44

Soil Aliquot Vol: | Dilution Factor: 1

Soil Extract Vol.: | GC Column: DB-624 ID: 0.18(mm)

% Moisture: | Level: (low/med) Low

Analysis Batch No.: 185678 | Units: ug/L

CAS NO.	COMPOUND NAME	RESULT	Q	RL	MDL
124-48-1	Dibromochloromethane	1.0	U	1.0	0.43

CAS NO.	SURROGATE	%REC	Q	LIMITS
17060-07-0	1,2-Dichloroethane-d4 (Surr)	86		63-129
460-00-4	4-Bromofluorobenzene (Surr)	78		66-120
2037-26-5	Toluene-d8 (Surr)	93		74-120
1868-53-7	Dibromofluoromethane (Surr)	93		75-121

FORM I
GC/MS VOA ORGANICS ANALYSIS DATA SHEET
TENTATIVELY IDENTIFIED COMPOUNDS

Lab Name: TestAmerica Canton Job No.: 240-51914-1

SDG No.:

Client Sample ID: MSA-SW41B-061115 Lab Sample ID: 240-51914-18

Matrix: Water Lab File ID: UXX9467.D

Analysis Method: 8260C Date Collected: 06/11/2015 10:25

Sample wt/vol: 5(mL) Date Analyzed: 06/18/2015 22:44

Soil Aliquot Vol: Dilution Factor: 1

Soil Extract Vol.: GC Column: DB-624 ID: 0.18(mm)

% Moisture: Level: (low/med) Low

Analysis Batch No.: 185678 Units: ug/L

Number TICs Found: 0 TIC Result Total: 0

CAS NO.	COMPOUND NAME	RT	RESULT	Q
	Tentatively Identified Compound		None	

FORM I-TIC 8260C

FORM I
GC/MS VOA ORGANICS ANALYSIS DATA SHEET
TARGETED TENATIVELY IDENTIFIED COMPOUNDS

Lab Name: TestAmerica Canton Job No.: 240-51914-1

SDG No.:

Client Sample ID: MSA-SW41B-061115 Lab Sample ID: 240-51914-18

Matrix: Water Lab File ID: UXX9467.D

Analysis Method: 8260C Date Collected: 06/11/2015 10:25

Sample wt/vol: 5(mL) Date Analyzed: 06/18/2015 22:44

Soil Aliquot Vol: Dilution Factor: 1

Soil Extract Vol.: GC Column: DB-624 ID: 0.18(mm)

% Moisture: Level: (low/med) Low

Analysis Batch No.: 185678 Units: ug/L

CAS NO.	COMPOUND NAME	RT	RESULT	Q
75-45-6	Chlorodifluoromethane TIC		1.0	U

FORM I-TIC 8260C

FORM I
GC/MS VOA ORGANICS ANALYSIS DATA SHEET

Lab Name: TestAmerica Canton | Job No.: 240-51914-1
SDG No.:
Client Sample ID: MSA-SW41C-061115 | Lab Sample ID: 240-51914-19
Matrix: Water | Lab File ID: UXX9468.D
Analysis Method: 8260C | Date Collected: 06/11/2015 10:29
Sample wt/vol: 5(mL) | Date Analyzed: 06/18/2015 23:06
Soil Aliquot Vol: | Dilution Factor: 1
Soil Extract Vol.: | GC Column: DB-624 ID: 0.18(mm)
% Moisture: | Level: (low/med) Low
Analysis Batch No.: 185678 | Units: ug/L

CAS NO.	COMPOUND NAME	RESULT	Q	RL	MDL
630-20-6	1,1,1,2-Tetrachloroethane	1.0	U	1.0	0.28
71-55-6	1,1,1-Trichloroethane	1.0	U	1.0	0.44
79-34-5	1,1,2,2-Tetrachloroethane	1.0	U	1.0	0.22
76-13-1	1,1,2-Trichloro-1,2,2-trichfluoroethane	1.0	U	1.0	0.45
75-34-3	1,1-Dichloroethane	1.0	U	1.0	0.30
75-35-4	1,1-Dichloroethene	1.0	U	1.0	0.45
563-58-6	1,1-Dichloropropene	1.0	U	1.0	0.42
87-61-6	1,2,3-Trichlorobenzene	1.0	U	1.0	0.37
96-18-4	1,2,3-Trichloropropane	1.0	U	1.0	0.44
526-73-8	1,2,3-Trimethylbenzene	5.0	U	5.0	0.47
120-82-1	1,2,4-Trichlorobenzene	1.0	U	1.0	0.32
95-63-6	1,2,4-Trimethylbenzene	1.0	U	1.0	0.41
96-12-8	1,2-Dibromo-3-Chloropropane	5.0	U	5.0	0.82
95-50-1	1,2-Dichlorobenzene	1.0	U	1.0	0.25
107-06-2	1,2-Dichloroethane	1.0	U	1.0	0.23
78-87-5	1,2-Dichloropropane	1.0	U	1.0	0.25
541-73-1	1,3-Dichlorobenzene	1.0	U	1.0	0.19
142-28-9	1,3-Dichloropropane	1.0	U	1.0	0.19
106-46-7	1,4-Dichlorobenzene	1.0	U	1.0	0.27
594-20-7	2,2-Dichloropropane	1.0	U	1.0	0.26
110-75-8	2-Chloroethyl vinyl ether	10	U	10	0.59
95-49-8	2-Chlorotoluene	1.0	U	1.0	0.40
591-78-6	2-Hexanone	5.0	U	5.0	0.48
108-86-1	Bromobenzene	1.0	U	1.0	0.35
74-97-5	Bromochloromethane	1.0	U	1.0	0.50
106-43-4	4-Chlorotoluene	1.0	U	1.0	0.29
99-87-6	p-Isopropyltoluene	1.0	U	1.0	0.43
67-64-1	Acetone	5.0	U	5.0	0.94
71-43-2	Benzene	1.0	U	1.0	0.35
75-25-2	Bromoform	1.0	U	1.0	0.56
74-83-9	Bromomethane	1.0	U	1.0	0.44
75-15-0	Carbon disulfide	1.0	U	1.0	0.38
56-23-5	Carbon tetrachloride	1.0	U	1.0	0.43
108-90-7	Chlorobenzene	1.0	U	1.0	0.25
75-00-3	Chloroethane	1.0	U	1.0	0.32

FORM I
GC/MS VOA ORGANICS ANALYSIS DATA SHEET

Lab Name: TestAmerica Canton | Job No.: 240-51914-1

SDG No.:

Client Sample ID: MSA-SW41C-061115 | Lab Sample ID: 240-51914-19

Matrix: Water | Lab File ID: UXX9468.D

Analysis Method: 8260C | Date Collected: 06/11/2015 10:29

Sample wt/vol: 5(mL) | Date Analyzed: 06/18/2015 23:06

Soil Aliquot Vol: | Dilution Factor: 1

Soil Extract Vol.: | GC Column: DB-624 ID: 0.18(mm)

% Moisture: | Level: (low/med) Low

Analysis Batch No.: 185678 | Units: ug/L

CAS NO.	COMPOUND NAME	RESULT	Q	RL	MDL
67-66-3	Chloroform	1.0	U	1.0	0.25
74-87-3	Chloromethane	1.0	U	1.0	0.44
156-59-2	cis-1,2-Dichloroethene	0.48	J	1.0	0.26
10061-01-5	cis-1,3-Dichloropropene	1.0	U	1.0	0.46
87-68-3	Hexachlorobutadiene	1.0	U	1.0	0.35
74-95-3	Dibromomethane	1.0	U	1.0	0.42
75-27-4	Bromodichloromethane	1.0	U	1.0	0.29
75-71-8	Dichlorodifluoromethane	1.0	U	1.0	0.32
100-41-4	Ethylbenzene	1.0	U	1.0	0.25
106-93-4	1,2-Dibromoethane	1.0	U	1.0	0.32
108-20-3	Diisopropyl ether	5.0	U	5.0	0.50
91-20-3	Naphthalene	1.0	U	1.0	0.45
179601-23-1	m-Xylene & p-Xylene	2.0	U	2.0	0.24
104-51-8	n-Butylbenzene	1.0	U	1.0	0.31
98-82-8	Isopropylbenzene	1.0	U	1.0	0.35
103-65-1	n-Propylbenzene	1.0	U	1.0	0.40
78-93-3	2-Butanone	5.0	U	5.0	0.53
108-10-1	4-Methyl-2-pentanone	5.0	U	5.0	0.99
135-98-8	sec-Butylbenzene	1.0	U	1.0	0.48
1634-04-4	Methyl tert-butyl ether	1.0	U	1.0	0.20
994-05-8	Tert-amyl-methyl ether (TAME)	5.0	U	5.0	0.30
75-09-2	Methylene Chloride	1.0	U	1.0	0.33
95-47-6	o-Xylene	1.0	U	1.0	0.25
100-42-5	Styrene	1.0	U	1.0	0.45
637-92-3	Ethyl-t-butyl ether (ETBE)	5.0	U	5.0	0.23
98-06-6	tert-Butylbenzene	1.0	U	1.0	0.41
127-18-4	Tetrachloroethene	1.0	U	1.0	0.31
108-88-3	Toluene	1.0	U	1.0	0.23
156-60-5	trans-1,2-Dichloroethene	1.0	U	1.0	0.30
10061-02-6	trans-1,3-Dichloropropene	1.0	U	1.0	0.56
79-01-6	Trichloroethene	1.0		1.0	0.22
75-69-4	Trichlorofluoromethane	1.0	U	1.0	0.49
108-05-4	Vinyl acetate	2.0	U	2.0	0.41
75-01-4	Vinyl chloride	0.50	U	0.50	0.29
75-65-0	tert-Butyl alcohol	20	U	20	4.9
1330-20-7	Xylenes, Total	2.0	U	2.0	0.52

FORM I
GC/MS VOA ORGANICS ANALYSIS DATA SHEET

Lab Name: TestAmerica Canton | Job No.: 240-51914-1

SDG No.:

Client Sample ID: MSA-SW41C-061115 | Lab Sample ID: 240-51914-19

Matrix: Water | Lab File ID: UXX9468.D

Analysis Method: 8260C | Date Collected: 06/11/2015 10:29

Sample wt/vol: 5(mL) | Date Analyzed: 06/18/2015 23:06

Soil Aliquot Vol: | Dilution Factor: 1

Soil Extract Vol.: | GC Column: DB-624 ID: 0.18(mm)

% Moisture: | Level: (low/med) Low

Analysis Batch No.: 185678 | Units: ug/L

CAS NO.	COMPOUND NAME	RESULT	Q	RL	MDL
124-48-1	Dibromochloromethane	1.0	U	1.0	0.43

CAS NO.	SURROGATE	%REC	Q	LIMITS
17060-07-0	1,2-Dichloroethane-d4 (Surr)	87		63-129
460-00-4	4-Bromofluorobenzene (Surr)	77		66-120
2037-26-5	Toluene-d8 (Surr)	94		74-120
1868-53-7	Dibromofluoromethane (Surr)	90		75-121

FORM I
GC/MS VOA ORGANICS ANALYSIS DATA SHEET
TENTATIVELY IDENTIFIED COMPOUNDS

Lab Name: TestAmerica Canton Job No.: 240-51914-1

SDG No.:

Client Sample ID: MSA-SW41C-061115 Lab Sample ID: 240-51914-19

Matrix: Water Lab File ID: UXX9468.D

Analysis Method: 8260C Date Collected: 06/11/2015 10:29

Sample wt/vol: 5(mL) Date Analyzed: 06/18/2015 23:06

Soil Aliquot Vol: Dilution Factor: 1

Soil Extract Vol.: GC Column: DB-624 ID: 0.18(mm)

% Moisture: Level: (low/med) Low

Analysis Batch No.: 185678 Units: ug/L

Number TICs Found: 0 TIC Result Total: 0

CAS NO.	COMPOUND NAME	RT	RESULT	Q
	Tentatively Identified Compound		None	

FORM I-TIC 8260C

FORM I
GC/MS VOA ORGANICS ANALYSIS DATA SHEET
TARGETED TENATIVELY IDENTIFIED COMPOUNDS

Lab Name: TestAmerica Canton Job No.: 240-51914-1

SDG No.:

Client Sample ID: MSA-SW41C-061115 Lab Sample ID: 240-51914-19

Matrix: Water Lab File ID: UXX9468.D

Analysis Method: 8260C Date Collected: 06/11/2015 10:29

Sample wt/vol: 5(mL) Date Analyzed: 06/18/2015 23:06

Soil Aliquot Vol: Dilution Factor: 1

Soil Extract Vol.: GC Column: DB-624 ID: 0.18(mm)

% Moisture: Level: (low/med) Low

Analysis Batch No.: 185678 Units: ug/L

CAS NO.	COMPOUND NAME	RT	RESULT	Q
75-45-6	Chlorodifluoromethane TIC		1.0	U

FORM I-TIC 8260C

FORM I
GC/MS VOA ORGANICS ANALYSIS DATA SHEET

Lab Name: TestAmerica Canton | Job No.: 240-51914-1
SDG No.:
Client Sample ID: MSA-SW41D-061115 | Lab Sample ID: 240-51914-20
Matrix: Water | Lab File ID: UXR4506.D
Analysis Method: 8260C | Date Collected: 06/11/2015 10:33
Sample wt/vol: 5(mL) | Date Analyzed: 06/24/2015 13:47
Soil Aliquot Vol: | Dilution Factor: 1
Soil Extract Vol.: | GC Column: DB-624 ID: 0.18(mm)
% Moisture: | Level: (low/med) Low
Analysis Batch No.: 186575 | Units: ug/L

CAS NO.	COMPOUND NAME	RESULT	Q	RL	MDL
630-20-6	1,1,1,2-Tetrachloroethane	1.0	U	1.0	0.28
71-55-6	1,1,1-Trichloroethane	1.0	U	1.0	0.44
79-34-5	1,1,2,2-Tetrachloroethane	1.0	U	1.0	0.22
76-13-1	1,1,2-Trichloro-1,2,2-trichfluoroethane	1.0	U	1.0	0.45
75-34-3	1,1-Dichloroethane	1.0	U	1.0	0.30
75-35-4	1,1-Dichloroethene	1.0	U	1.0	0.45
563-58-6	1,1-Dichloropropene	1.0	U	1.0	0.42
87-61-6	1,2,3-Trichlorobenzene	1.0	U	1.0	0.37
96-18-4	1,2,3-Trichloropropane	1.0	U	1.0	0.44
526-73-8	1,2,3-Trimethylbenzene	5.0	U	5.0	0.47
120-82-1	1,2,4-Trichlorobenzene	1.0	U	1.0	0.32
95-63-6	1,2,4-Trimethylbenzene	1.0	U	1.0	0.41
96-12-8	1,2-Dibromo-3-Chloropropane	5.0	U	5.0	0.82
95-50-1	1,2-Dichlorobenzene	1.0	U	1.0	0.25
107-06-2	1,2-Dichloroethane	1.0	U	1.0	0.23
78-87-5	1,2-Dichloropropane	1.0	U	1.0	0.25
541-73-1	1,3-Dichlorobenzene	1.0	U	1.0	0.19
142-28-9	1,3-Dichloropropane	1.0	U	1.0	0.19
106-46-7	1,4-Dichlorobenzene	1.0	U	1.0	0.27
594-20-7	2,2-Dichloropropane	1.0	U	1.0	0.26
110-75-8	2-Chloroethyl vinyl ether	10	U	10	0.59
95-49-8	2-Chlorotoluene	1.0	U	1.0	0.40
591-78-6	2-Hexanone	5.0	U	5.0	0.48
108-86-1	Bromobenzene	1.0	U	1.0	0.35
74-97-5	Bromochloromethane	1.0	U	1.0	0.50
106-43-4	4-Chlorotoluene	1.0	U	1.0	0.29
99-87-6	p-Isopropyltoluene	1.0	U	1.0	0.43
67-64-1	Acetone	1.5	J	5.0	0.94
71-43-2	Benzene	1.0	U	1.0	0.35
75-25-2	Bromoform	1.0	U	1.0	0.56
74-83-9	Bromomethane	1.0	U	1.0	0.44
75-15-0	Carbon disulfide	1.0	U	1.0	0.38
56-23-5	Carbon tetrachloride	1.0	U	1.0	0.43
108-90-7	Chlorobenzene	1.0	U	1.0	0.25
75-00-3	Chloroethane	1.0	U	1.0	0.32

FORM I
GC/MS VOA ORGANICS ANALYSIS DATA SHEET

Lab Name: TestAmerica Canton | Job No.: 240-51914-1

SDG No.:

Client Sample ID: MSA-SW41D-061115 | Lab Sample ID: 240-51914-20

Matrix: Water | Lab File ID: UXR4506.D

Analysis Method: 8260C | Date Collected: 06/11/2015 10:33

Sample wt/vol: 5(mL) | Date Analyzed: 06/24/2015 13:47

Soil Aliquot Vol: | Dilution Factor: 1

Soil Extract Vol.: | GC Column: DB-624 ID: 0.18(mm)

% Moisture: | Level: (low/med) Low

Analysis Batch No.: 186575 | Units: ug/L

CAS NO.	COMPOUND NAME	RESULT	Q	RL	MDL
67-66-3	Chloroform	1.0	U	1.0	0.25
74-87-3	Chloromethane	1.0	U	1.0	0.44
156-59-2	cis-1,2-Dichloroethene	0.32	J	1.0	0.26
10061-01-5	cis-1,3-Dichloropropene	1.0	U	1.0	0.46
87-68-3	Hexachlorobutadiene	1.0	U	1.0	0.35
74-95-3	Dibromomethane	1.0	U	1.0	0.42
75-27-4	Bromodichloromethane	1.0	U	1.0	0.29
75-71-8	Dichlorodifluoromethane	1.0	U	1.0	0.32
100-41-4	Ethylbenzene	1.0	U	1.0	0.25
106-93-4	1,2-Dibromoethane	1.0	U	1.0	0.32
108-20-3	Diisopropyl ether	5.0	U	5.0	0.50
91-20-3	Naphthalene	1.0	U	1.0	0.45
179601-23-1	m-Xylene & p-Xylene	2.0	U	2.0	0.24
104-51-8	n-Butylbenzene	1.0	U	1.0	0.31
98-82-8	Isopropylbenzene	1.0	U	1.0	0.35
103-65-1	n-Propylbenzene	1.0	U	1.0	0.40
78-93-3	2-Butanone	5.0	U	5.0	0.53
108-10-1	4-Methyl-2-pentanone	5.0	U	5.0	0.99
135-98-8	sec-Butylbenzene	1.0	U	1.0	0.48
1634-04-4	Methyl tert-butyl ether	1.0	U	1.0	0.20
994-05-8	Tert-amyl-methyl ether (TAME)	5.0	U	5.0	0.30
75-09-2	Methylene Chloride	1.0	U	1.0	0.33
95-47-6	o-Xylene	1.0	U	1.0	0.25
100-42-5	Styrene	1.0	U	1.0	0.45
637-92-3	Ethyl-t-butyl ether (ETBE)	5.0	U	5.0	0.23
98-06-6	tert-Butylbenzene	1.0	U	1.0	0.41
127-18-4	Tetrachloroethene	1.0	U	1.0	0.31
108-88-3	Toluene	1.0	U	1.0	0.23
156-60-5	trans-1,2-Dichloroethene	1.0	U	1.0	0.30
10061-02-6	trans-1,3-Dichloropropene	1.0	U	1.0	0.56
79-01-6	Trichloroethene	0.59	J	1.0	0.22
75-69-4	Trichlorofluoromethane	1.0	U	1.0	0.49
108-05-4	Vinyl acetate	2.0	U	2.0	0.41
75-01-4	Vinyl chloride	0.50	U	0.50	0.29
75-65-0	tert-Butyl alcohol	20	U	20	4.9
1330-20-7	Xylenes, Total	2.0	U	2.0	0.52

FORM I
GC/MS VOA ORGANICS ANALYSIS DATA SHEET

Lab Name: TestAmerica Canton | Job No.: 240-51914-1

SDG No.:

Client Sample ID: MSA-SW41D-061115 | Lab Sample ID: 240-51914-20

Matrix: Water | Lab File ID: UXR4506.D

Analysis Method: 8260C | Date Collected: 06/11/2015 10:33

Sample wt/vol: 5(mL) | Date Analyzed: 06/24/2015 13:47

Soil Aliquot Vol: | Dilution Factor: 1

Soil Extract Vol.: | GC Column: DB-624 ID: 0.18(mm)

% Moisture: | Level: (low/med) Low

Analysis Batch No.: 186575 | Units: ug/L

CAS NO.	COMPOUND NAME	RESULT	Q	RL	MDL
124-48-1	Dibromochloromethane	1.0	U	1.0	0.43

CAS NO.	SURROGATE	%REC	Q	LIMITS
17060-07-0	1,2-Dichloroethane-d4 (Surr)	101		63-129
460-00-4	4-Bromofluorobenzene (Surr)	79		66-120
2037-26-5	Toluene-d8 (Surr)	86		74-120
1868-53-7	Dibromofluoromethane (Surr)	98		75-121

FORM I
GC/MS VOA ORGANICS ANALYSIS DATA SHEET
TENTATIVELY IDENTIFIED COMPOUNDS

Lab Name: TestAmerica Canton Job No.: 240-51914-1

SDG No.:

Client Sample ID: MSA-SW41D-061115 Lab Sample ID: 240-51914-20

Matrix: Water Lab File ID: UXR4506.D

Analysis Method: 8260C Date Collected: 06/11/2015 10:33

Sample wt/vol: 5(mL) Date Analyzed: 06/24/2015 13:47

Soil Aliquot Vol: Dilution Factor: 1

Soil Extract Vol.: GC Column: DB-624 ID: 0.18(mm)

% Moisture: Level: (low/med) Low

Analysis Batch No.: 186575 Units: ug/L

Number TICs Found: 0 TIC Result Total: 0

CAS NO.	COMPOUND NAME	RT	RESULT	Q
	Tentatively Identified Compound		None	

FORM I-TIC 8260C

FORM I
GC/MS VOA ORGANICS ANALYSIS DATA SHEET
TARGETED TENATIVELY IDENTIFIED COMPOUNDS

Lab Name: TestAmerica Canton Job No.: 240-51914-1

SDG No.:

Client Sample ID: MSA-SW41D-061115 Lab Sample ID: 240-51914-20

Matrix: Water Lab File ID: UXR4506.D

Analysis Method: 8260C Date Collected: 06/11/2015 10:33

Sample wt/vol: 5(mL) Date Analyzed: 06/24/2015 13:47

Soil Aliquot Vol: Dilution Factor: 1

Soil Extract Vol.: GC Column: DB-624 ID: 0.18(mm)

% Moisture: Level: (low/med) Low

Analysis Batch No.: 186575 Units: ug/L

CAS NO.	COMPOUND NAME	RT	RESULT	Q
75-45-6	Chlorodifluoromethane TIC		1.0	U

FORM I-TIC 8260C

FORM I
GC/MS VOA ORGANICS ANALYSIS DATA SHEET

Lab Name: TestAmerica Canton | Job No.: 240-51914-1
SDG No.:
Client Sample ID: MSA-SW42A-061115 | Lab Sample ID: 240-51914-21
Matrix: Water | Lab File ID: UXX9475.D
Analysis Method: 8260C | Date Collected: 06/11/2015 11:19
Sample wt/vol: 5(mL) | Date Analyzed: 06/19/2015 02:28
Soil Aliquot Vol: | Dilution Factor: 1
Soil Extract Vol.: | GC Column: DB-624 ID: 0.18(mm)
% Moisture: | Level: (low/med) Low
Analysis Batch No.: 185753 | Units: ug/L

CAS NO.	COMPOUND NAME	RESULT	Q	RL	MDL
630-20-6	1,1,1,2-Tetrachloroethane	1.0	U	1.0	0.28
71-55-6	1,1,1-Trichloroethane	1.0	U	1.0	0.44
79-34-5	1,1,2,2-Tetrachloroethane	1.0	U	1.0	0.22
76-13-1	1,1,2-Trichloro-1,2,2-trichfluoroethane	1.0	U	1.0	0.45
75-34-3	1,1-Dichloroethane	1.0	U	1.0	0.30
75-35-4	1,1-Dichloroethene	1.0	U	1.0	0.45
563-58-6	1,1-Dichloropropene	1.0	U	1.0	0.42
87-61-6	1,2,3-Trichlorobenzene	1.0	U	1.0	0.37
96-18-4	1,2,3-Trichloropropane	1.0	U	1.0	0.44
526-73-8	1,2,3-Trimethylbenzene	5.0	U	5.0	0.47
120-82-1	1,2,4-Trichlorobenzene	1.0	U	1.0	0.32
95-63-6	1,2,4-Trimethylbenzene	1.0	U	1.0	0.41
96-12-8	1,2-Dibromo-3-Chloropropane	5.0	U	5.0	0.82
95-50-1	1,2-Dichlorobenzene	1.0	U	1.0	0.25
107-06-2	1,2-Dichloroethane	1.0	U	1.0	0.23
78-87-5	1,2-Dichloropropane	1.0	U	1.0	0.25
541-73-1	1,3-Dichlorobenzene	1.0	U	1.0	0.19
142-28-9	1,3-Dichloropropane	1.0	U	1.0	0.19
106-46-7	1,4-Dichlorobenzene	1.0	U	1.0	0.27
594-20-7	2,2-Dichloropropane	1.0	U	1.0	0.26
110-75-8	2-Chloroethyl vinyl ether	10	U F1	10	0.59
95-49-8	2-Chlorotoluene	1.0	U	1.0	0.40
591-78-6	2-Hexanone	5.0	U	5.0	0.48
108-86-1	Bromobenzene	1.0	U	1.0	0.35
74-97-5	Bromochloromethane	1.0	U	1.0	0.50
106-43-4	4-Chlorotoluene	1.0	U	1.0	0.29
99-87-6	p-Isopropyltoluene	1.0	U	1.0	0.43
67-64-1	Acetone	5.0	U	5.0	0.94
71-43-2	Benzene	1.0	U	1.0	0.35
75-25-2	Bromoform	1.0	U	1.0	0.56
74-83-9	Bromomethane	1.0	U	1.0	0.44
75-15-0	Carbon disulfide	1.0	U	1.0	0.38
56-23-5	Carbon tetrachloride	1.0	U	1.0	0.43
108-90-7	Chlorobenzene	1.0	U	1.0	0.25
75-00-3	Chloroethane	1.0	U	1.0	0.32

FORM I
GC/MS VOA ORGANICS ANALYSIS DATA SHEET

Lab Name: TestAmerica Canton | Job No.: 240-51914-1

SDG No.:

Client Sample ID: MSA-SW42A-061115 | Lab Sample ID: 240-51914-21

Matrix: Water | Lab File ID: UXX9475.D

Analysis Method: 8260C | Date Collected: 06/11/2015 11:19

Sample wt/vol: 5(mL) | Date Analyzed: 06/19/2015 02:28

Soil Aliquot Vol: | Dilution Factor: 1

Soil Extract Vol.: | GC Column: DB-624 ID: 0.18(mm)

% Moisture: | Level: (low/med) Low

Analysis Batch No.: 185753 | Units: ug/L

CAS NO.	COMPOUND NAME	RESULT	Q	RL	MDL
67-66-3	Chloroform	1.0	U	1.0	0.25
74-87-3	Chloromethane	1.0	U	1.0	0.44
156-59-2	cis-1,2-Dichloroethene	0.61	J	1.0	0.26
10061-01-5	cis-1,3-Dichloropropene	1.0	U	1.0	0.46
87-68-3	Hexachlorobutadiene	1.0	U	1.0	0.35
74-95-3	Dibromomethane	1.0	U	1.0	0.42
75-27-4	Bromodichloromethane	1.0	U	1.0	0.29
75-71-8	Dichlorodifluoromethane	1.0	U	1.0	0.32
100-41-4	Ethylbenzene	1.0	U	1.0	0.25
106-93-4	1,2-Dibromoethane	1.0	U	1.0	0.32
108-20-3	Diisopropyl ether	5.0	U	5.0	0.50
91-20-3	Naphthalene	1.0	U	1.0	0.45
179601-23-1	m-Xylene & p-Xylene	2.0	U	2.0	0.24
104-51-8	n-Butylbenzene	1.0	U	1.0	0.31
98-82-8	Isopropylbenzene	1.0	U	1.0	0.35
103-65-1	n-Propylbenzene	1.0	U	1.0	0.40
78-93-3	2-Butanone	5.0	U	5.0	0.53
108-10-1	4-Methyl-2-pentanone	5.0	U	5.0	0.99
135-98-8	sec-Butylbenzene	1.0	U	1.0	0.48
1634-04-4	Methyl tert-butyl ether	1.0	U	1.0	0.20
994-05-8	Tert-amyl-methyl ether (TAME)	5.0	U	5.0	0.30
75-09-2	Methylene Chloride	1.0	U	1.0	0.33
95-47-6	o-Xylene	1.0	U	1.0	0.25
100-42-5	Styrene	1.0	U	1.0	0.45
637-92-3	Ethyl-t-butyl ether (ETBE)	5.0	U	5.0	0.23
98-06-6	tert-Butylbenzene	1.0	U	1.0	0.41
127-18-4	Tetrachloroethene	1.0	U	1.0	0.31
108-88-3	Toluene	1.0	U	1.0	0.23
156-60-5	trans-1,2-Dichloroethene	1.0	U	1.0	0.30
10061-02-6	trans-1,3-Dichloropropene	1.0	U	1.0	0.56
79-01-6	Trichloroethene	0.87	J	1.0	0.22
75-69-4	Trichlorofluoromethane	1.0	U	1.0	0.49
108-05-4	Vinyl acetate	2.0	U	2.0	0.41
75-01-4	Vinyl chloride	0.34	J	0.50	0.29
75-65-0	tert-Butyl alcohol	20	U	20	4.9
1330-20-7	Xylenes, Total	2.0	U	2.0	0.52

FORM I
GC/MS VOA ORGANICS ANALYSIS DATA SHEET

Lab Name: TestAmerica Canton | Job No.: 240-51914-1

SDG No.:

Client Sample ID: MSA-SW42A-061115 | Lab Sample ID: 240-51914-21

Matrix: Water | Lab File ID: UXX9475.D

Analysis Method: 8260C | Date Collected: 06/11/2015 11:19

Sample wt/vol: 5(mL) | Date Analyzed: 06/19/2015 02:28

Soil Aliquot Vol: | Dilution Factor: 1

Soil Extract Vol.: | GC Column: DB-624 ID: 0.18(mm)

% Moisture: | Level: (low/med) Low

Analysis Batch No.: 185753 | Units: ug/L

CAS NO.	COMPOUND NAME	RESULT	Q	RL	MDL
124-48-1	Dibromochloromethane	1.0	U	1.0	0.43

CAS NO.	SURROGATE	%REC	Q	LIMITS
17060-07-0	1,2-Dichloroethane-d4 (Surr)	85		63-129
460-00-4	4-Bromofluorobenzene (Surr)	79		66-120
2037-26-5	Toluene-d8 (Surr)	97		74-120
1868-53-7	Dibromofluoromethane (Surr)	89		75-121

FORM I
GC/MS VOA ORGANICS ANALYSIS DATA SHEET
TENTATIVELY IDENTIFIED COMPOUNDS

Lab Name: TestAmerica Canton Job No.: 240-51914-1

SDG No.:

Client Sample ID: MSA-SW42A-061115 Lab Sample ID: 240-51914-21

Matrix: Water Lab File ID: UXX9475.D

Analysis Method: 8260C Date Collected: 06/11/2015 11:19

Sample wt/vol: 5(mL) Date Analyzed: 06/19/2015 02:28

Soil Aliquot Vol: Dilution Factor: 1

Soil Extract Vol.: GC Column: DB-624 ID: 0.18(mm)

% Moisture: Level: (low/med) Low

Analysis Batch No.: 185753 Units: ug/L

Number TICs Found: 0 TIC Result Total: 0

CAS NO.	COMPOUND NAME	RT	RESULT	Q
	Tentatively Identified Compound		None	

FORM I-TIC 8260C

FORM I
GC/MS VOA ORGANICS ANALYSIS DATA SHEET
TARGETED TENATIVELY IDENTIFIED COMPOUNDS

Lab Name: TestAmerica Canton Job No.: 240-51914-1

SDG No.:

Client Sample ID: MSA-SW42A-061115 Lab Sample ID: 240-51914-21

Matrix: Water Lab File ID: UXX9475.D

Analysis Method: 8260C Date Collected: 06/11/2015 11:19

Sample wt/vol: 5(mL) Date Analyzed: 06/19/2015 02:28

Soil Aliquot Vol: Dilution Factor: 1

Soil Extract Vol.: GC Column: DB-624 ID: 0.18(mm)

% Moisture: Level: (low/med) Low

Analysis Batch No.: 185753 Units: ug/L

CAS NO.	COMPOUND NAME	RT	RESULT	Q
75-45-6	Chlorodifluoromethane TIC		1.0	U

FORM I-TIC 8260C

FORM I
GC/MS VOA ORGANICS ANALYSIS DATA SHEET

Lab Name: TestAmerica Canton | Job No.: 240-51914-1

SDG No.:

Client Sample ID: MSA-SW42B-061115 | Lab Sample ID: 240-51914-22

Matrix: Water | Lab File ID: UXX9476.D

Analysis Method: 8260C | Date Collected: 06/11/2015 11:23

Sample wt/vol: 5(mL) | Date Analyzed: 06/19/2015 02:50

Soil Aliquot Vol: | Dilution Factor: 1

Soil Extract Vol.: | GC Column: DB-624 ID: 0.18(mm)

% Moisture: | Level: (low/med) Low

Analysis Batch No.: 185753 | Units: ug/L

CAS NO.	COMPOUND NAME	RESULT	Q	RL	MDL
630-20-6	1,1,1,2-Tetrachloroethane	1.0	U	1.0	0.28
71-55-6	1,1,1-Trichloroethane	1.0	U	1.0	0.44
79-34-5	1,1,2,2-Tetrachloroethane	1.0	U	1.0	0.22
76-13-1	1,1,2-Trichloro-1,2,2-trichfluoroethane	1.0	U	1.0	0.45
75-34-3	1,1-Dichloroethane	1.0	U	1.0	0.30
75-35-4	1,1-Dichloroethene	1.0	U	1.0	0.45
563-58-6	1,1-Dichloropropene	1.0	U	1.0	0.42
87-61-6	1,2,3-Trichlorobenzene	1.0	U	1.0	0.37
96-18-4	1,2,3-Trichloropropane	1.0	U	1.0	0.44
526-73-8	1,2,3-Trimethylbenzene	5.0	U	5.0	0.47
120-82-1	1,2,4-Trichlorobenzene	1.0	U	1.0	0.32
95-63-6	1,2,4-Trimethylbenzene	1.0	U	1.0	0.41
96-12-8	1,2-Dibromo-3-Chloropropane	5.0	U	5.0	0.82
95-50-1	1,2-Dichlorobenzene	1.0	U	1.0	0.25
107-06-2	1,2-Dichloroethane	1.0	U	1.0	0.23
78-87-5	1,2-Dichloropropane	1.0	U	1.0	0.25
541-73-1	1,3-Dichlorobenzene	1.0	U	1.0	0.19
142-28-9	1,3-Dichloropropane	1.0	U	1.0	0.19
106-46-7	1,4-Dichlorobenzene	1.0	U	1.0	0.27
594-20-7	2,2-Dichloropropane	1.0	U	1.0	0.26
110-75-8	2-Chloroethyl vinyl ether	10	U	10	0.59
95-49-8	2-Chlorotoluene	1.0	U	1.0	0.40
591-78-6	2-Hexanone	5.0	U	5.0	0.48
108-86-1	Bromobenzene	1.0	U	1.0	0.35
74-97-5	Bromochloromethane	1.0	U	1.0	0.50
106-43-4	4-Chlorotoluene	1.0	U	1.0	0.29
99-87-6	p-Isopropyltoluene	1.0	U	1.0	0.43
67-64-1	Acetone	5.0	U	5.0	0.94
71-43-2	Benzene	1.0	U	1.0	0.35
75-25-2	Bromoform	1.0	U	1.0	0.56
74-83-9	Bromomethane	1.0	U	1.0	0.44
75-15-0	Carbon disulfide	1.0	U	1.0	0.38
56-23-5	Carbon tetrachloride	1.0	U	1.0	0.43
108-90-7	Chlorobenzene	1.0	U	1.0	0.25
75-00-3	Chloroethane	1.0	U	1.0	0.32

FORM I
GC/MS VOA ORGANICS ANALYSIS DATA SHEET

Lab Name: TestAmerica Canton | Job No.: 240-51914-1

SDG No.:

Client Sample ID: MSA-SW42B-061115 | Lab Sample ID: 240-51914-22

Matrix: Water | Lab File ID: UXX9476.D

Analysis Method: 8260C | Date Collected: 06/11/2015 11:23

Sample wt/vol: 5(mL) | Date Analyzed: 06/19/2015 02:50

Soil Aliquot Vol: | Dilution Factor: 1

Soil Extract Vol.: | GC Column: DB-624 ID: 0.18(mm)

% Moisture: | Level: (low/med) Low

Analysis Batch No.: 185753 | Units: ug/L

CAS NO.	COMPOUND NAME	RESULT	Q	RL	MDL
67-66-3	Chloroform	1.0	U	1.0	0.25
74-87-3	Chloromethane	1.0	U	1.0	0.44
156-59-2	cis-1,2-Dichloroethene	0.67	J	1.0	0.26
10061-01-5	cis-1,3-Dichloropropene	1.0	U	1.0	0.46
87-68-3	Hexachlorobutadiene	1.0	U	1.0	0.35
74-95-3	Dibromomethane	1.0	U	1.0	0.42
75-27-4	Bromodichloromethane	1.0	U	1.0	0.29
75-71-8	Dichlorodifluoromethane	1.0	U	1.0	0.32
100-41-4	Ethylbenzene	1.0	U	1.0	0.25
106-93-4	1,2-Dibromoethane	1.0	U	1.0	0.32
108-20-3	Diisopropyl ether	5.0	U	5.0	0.50
91-20-3	Naphthalene	1.0	U	1.0	0.45
179601-23-1	m-Xylene & p-Xylene	2.0	U	2.0	0.24
104-51-8	n-Butylbenzene	1.0	U	1.0	0.31
98-82-8	Isopropylbenzene	1.0	U	1.0	0.35
103-65-1	n-Propylbenzene	1.0	U	1.0	0.40
78-93-3	2-Butanone	5.0	U	5.0	0.53
108-10-1	4-Methyl-2-pentanone	5.0	U	5.0	0.99
135-98-8	sec-Butylbenzene	1.0	U	1.0	0.48
1634-04-4	Methyl tert-butyl ether	1.0	U	1.0	0.20
994-05-8	Tert-amyl-methyl ether (TAME)	5.0	U	5.0	0.30
75-09-2	Methylene Chloride	1.0	U	1.0	0.33
95-47-6	o-Xylene	1.0	U	1.0	0.25
100-42-5	Styrene	1.0	U	1.0	0.45
637-92-3	Ethyl-t-butyl ether (ETBE)	5.0	U	5.0	0.23
98-06-6	tert-Butylbenzene	1.0	U	1.0	0.41
127-18-4	Tetrachloroethene	1.0	U	1.0	0.31
108-88-3	Toluene	1.0	U	1.0	0.23
156-60-5	trans-1,2-Dichloroethene	1.0	U	1.0	0.30
10061-02-6	trans-1,3-Dichloropropene	1.0	U	1.0	0.56
79-01-6	Trichloroethene	1.4		1.0	0.22
75-69-4	Trichlorofluoromethane	1.0	U	1.0	0.49
108-05-4	Vinyl acetate	2.0	U	2.0	0.41
75-01-4	Vinyl chloride	0.45	J	0.50	0.29
75-65-0	tert-Butyl alcohol	20	U	20	4.9
1330-20-7	Xylenes, Total	2.0	U	2.0	0.52

FORM I
GC/MS VOA ORGANICS ANALYSIS DATA SHEET

Lab Name: TestAmerica Canton | Job No.: 240-51914-1

SDG No.:

Client Sample ID: MSA-SW42B-061115 | Lab Sample ID: 240-51914-22

Matrix: Water | Lab File ID: UXX9476.D

Analysis Method: 8260C | Date Collected: 06/11/2015 11:23

Sample wt/vol: 5(mL) | Date Analyzed: 06/19/2015 02:50

Soil Aliquot Vol: | Dilution Factor: 1

Soil Extract Vol.: | GC Column: DB-624 ID: 0.18(mm)

% Moisture: | Level: (low/med) Low

Analysis Batch No.: 185753 | Units: ug/L

CAS NO.	COMPOUND NAME	RESULT	Q	RL	MDL
124-48-1	Dibromochloromethane	1.0	U	1.0	0.43

CAS NO.	SURROGATE	%REC	Q	LIMITS
17060-07-0	1,2-Dichloroethane-d4 (Surr)	86		63-129
460-00-4	4-Bromofluorobenzene (Surr)	79		66-120
2037-26-5	Toluene-d8 (Surr)	94		74-120
1868-53-7	Dibromofluoromethane (Surr)	89		75-121

FORM I
GC/MS VOA ORGANICS ANALYSIS DATA SHEET
TENTATIVELY IDENTIFIED COMPOUNDS

Lab Name: TestAmerica Canton Job No.: 240-51914-1

SDG No.:

Client Sample ID: MSA-SW42B-061115 Lab Sample ID: 240-51914-22

Matrix: Water Lab File ID: UXX9476.D

Analysis Method: 8260C Date Collected: 06/11/2015 11:23

Sample wt/vol: 5(mL) Date Analyzed: 06/19/2015 02:50

Soil Aliquot Vol: Dilution Factor: 1

Soil Extract Vol.: GC Column: DB-624 ID: 0.18(mm)

% Moisture: Level: (low/med) Low

Analysis Batch No.: 185753 Units: ug/L

Number TICs Found: 0 TIC Result Total: 0

CAS NO.	COMPOUND NAME	RT	RESULT	Q
	Tentatively Identified Compound		None	

FORM I-TIC 8260C

FORM I
GC/MS VOA ORGANICS ANALYSIS DATA SHEET
TARGETED TENATIVELY IDENTIFIED COMPOUNDS

Lab Name: TestAmerica Canton Job No.: 240-51914-1

SDG No.:

Client Sample ID: MSA-SW42B-061115 Lab Sample ID: 240-51914-22

Matrix: Water Lab File ID: UXX9476.D

Analysis Method: 8260C Date Collected: 06/11/2015 11:23

Sample wt/vol: 5(mL) Date Analyzed: 06/19/2015 02:50

Soil Aliquot Vol: Dilution Factor: 1

Soil Extract Vol.: GC Column: DB-624 ID: 0.18(mm)

% Moisture: Level: (low/med) Low

Analysis Batch No.: 185753 Units: ug/L

CAS NO.	COMPOUND NAME	RT	RESULT	Q
75-45-6	Chlorodifluoromethane TIC		1.0	U

FORM I-TIC 8260C

FORM I
GC/MS VOA ORGANICS ANALYSIS DATA SHEET

Lab Name: TestAmerica Canton | Job No.: 240-51914-1
SDG No.:
Client Sample ID: MSA-SW42C-061115 | Lab Sample ID: 240-51914-23
Matrix: Water | Lab File ID: UXX9477.D
Analysis Method: 8260C | Date Collected: 06/11/2015 11:26
Sample wt/vol: 5(mL) | Date Analyzed: 06/19/2015 03:12
Soil Aliquot Vol: | Dilution Factor: 1
Soil Extract Vol.: | GC Column: DB-624 ID: 0.18(mm)
% Moisture: | Level: (low/med) Low
Analysis Batch No.: 185753 | Units: ug/L

CAS NO.	COMPOUND NAME	RESULT	Q	RL	MDL
630-20-6	1,1,1,2-Tetrachloroethane	1.0	U	1.0	0.28
71-55-6	1,1,1-Trichloroethane	1.0	U	1.0	0.44
79-34-5	1,1,2,2-Tetrachloroethane	1.0	U	1.0	0.22
76-13-1	1,1,2-Trichloro-1,2,2-trichfluoroethane	1.0	U	1.0	0.45
75-34-3	1,1-Dichloroethane	1.0	U	1.0	0.30
75-35-4	1,1-Dichloroethene	1.0	U	1.0	0.45
563-58-6	1,1-Dichloropropene	1.0	U	1.0	0.42
87-61-6	1,2,3-Trichlorobenzene	1.0	U	1.0	0.37
96-18-4	1,2,3-Trichloropropane	1.0	U	1.0	0.44
526-73-8	1,2,3-Trimethylbenzene	5.0	U	5.0	0.47
120-82-1	1,2,4-Trichlorobenzene	1.0	U	1.0	0.32
95-63-6	1,2,4-Trimethylbenzene	1.0	U	1.0	0.41
96-12-8	1,2-Dibromo-3-Chloropropane	5.0	U	5.0	0.82
95-50-1	1,2-Dichlorobenzene	1.0	U	1.0	0.25
107-06-2	1,2-Dichloroethane	1.0	U	1.0	0.23
78-87-5	1,2-Dichloropropane	1.0	U	1.0	0.25
541-73-1	1,3-Dichlorobenzene	1.0	U	1.0	0.19
142-28-9	1,3-Dichloropropane	1.0	U	1.0	0.19
106-46-7	1,4-Dichlorobenzene	1.0	U	1.0	0.27
594-20-7	2,2-Dichloropropane	1.0	U	1.0	0.26
110-75-8	2-Chloroethyl vinyl ether	10	U	10	0.59
95-49-8	2-Chlorotoluene	1.0	U	1.0	0.40
591-78-6	2-Hexanone	5.0	U	5.0	0.48
108-86-1	Bromobenzene	1.0	U	1.0	0.35
74-97-5	Bromochloromethane	1.0	U	1.0	0.50
106-43-4	4-Chlorotoluene	1.0	U	1.0	0.29
99-87-6	p-Isopropyltoluene	1.0	U	1.0	0.43
67-64-1	Acetone	5.0	U	5.0	0.94
71-43-2	Benzene	1.0	U	1.0	0.35
75-25-2	Bromoform	1.0	U	1.0	0.56
74-83-9	Bromomethane	1.0	U	1.0	0.44
75-15-0	Carbon disulfide	1.0	U	1.0	0.38
56-23-5	Carbon tetrachloride	1.0	U	1.0	0.43
108-90-7	Chlorobenzene	1.0	U	1.0	0.25
75-00-3	Chloroethane	1.0	U	1.0	0.32

FORM I
GC/MS VOA ORGANICS ANALYSIS DATA SHEET

Lab Name: TestAmerica Canton | Job No.: 240-51914-1

SDG No.:

Client Sample ID: MSA-SW42C-061115 | Lab Sample ID: 240-51914-23

Matrix: Water | Lab File ID: UXX9477.D

Analysis Method: 8260C | Date Collected: 06/11/2015 11:26

Sample wt/vol: 5(mL) | Date Analyzed: 06/19/2015 03:12

Soil Aliquot Vol: | Dilution Factor: 1

Soil Extract Vol.: | GC Column: DB-624 ID: 0.18(mm)

% Moisture: | Level: (low/med) Low

Analysis Batch No.: 185753 | Units: ug/L

CAS NO.	COMPOUND NAME	RESULT	Q	RL	MDL
67-66-3	Chloroform	1.0	U	1.0	0.25
74-87-3	Chloromethane	1.0	U	1.0	0.44
156-59-2	cis-1,2-Dichloroethene	1.0		1.0	0.26
10061-01-5	cis-1,3-Dichloropropene	1.0	U	1.0	0.46
87-68-3	Hexachlorobutadiene	1.0	U	1.0	0.35
74-95-3	Dibromomethane	1.0	U	1.0	0.42
75-27-4	Bromodichloromethane	1.0	U	1.0	0.29
75-71-8	Dichlorodifluoromethane	1.0	U	1.0	0.32
100-41-4	Ethylbenzene	1.0	U	1.0	0.25
106-93-4	1,2-Dibromoethane	1.0	U	1.0	0.32
108-20-3	Diisopropyl ether	5.0	U	5.0	0.50
91-20-3	Naphthalene	1.0	U	1.0	0.45
179601-23-1	m-Xylene & p-Xylene	2.0	U	2.0	0.24
104-51-8	n-Butylbenzene	1.0	U	1.0	0.31
98-82-8	Isopropylbenzene	1.0	U	1.0	0.35
103-65-1	n-Propylbenzene	1.0	U	1.0	0.40
78-93-3	2-Butanone	5.0	U	5.0	0.53
108-10-1	4-Methyl-2-pentanone	5.0	U	5.0	0.99
135-98-8	sec-Butylbenzene	1.0	U	1.0	0.48
1634-04-4	Methyl tert-butyl ether	1.0	U	1.0	0.20
994-05-8	Tert-amyl-methyl ether (TAME)	5.0	U	5.0	0.30
75-09-2	Methylene Chloride	1.0	U	1.0	0.33
95-47-6	o-Xylene	1.0	U	1.0	0.25
100-42-5	Styrene	1.0	U	1.0	0.45
637-92-3	Ethyl-t-butyl ether (ETBE)	5.0	U	5.0	0.23
98-06-6	tert-Butylbenzene	1.0	U	1.0	0.41
127-18-4	Tetrachloroethene	1.0	U	1.0	0.31
108-88-3	Toluene	1.0	U	1.0	0.23
156-60-5	trans-1,2-Dichloroethene	1.0	U	1.0	0.30
10061-02-6	trans-1,3-Dichloropropene	1.0	U	1.0	0.56
79-01-6	Trichloroethene	3.4		1.0	0.22
75-69-4	Trichlorofluoromethane	1.0	U	1.0	0.49
108-05-4	Vinyl acetate	2.0	U	2.0	0.41
75-01-4	Vinyl chloride	0.52		0.50	0.29
75-65-0	tert-Butyl alcohol	20	U	20	4.9
1330-20-7	Xylenes, Total	2.0	U	2.0	0.52

FORM I
GC/MS VOA ORGANICS ANALYSIS DATA SHEET

Lab Name: TestAmerica Canton | Job No.: 240-51914-1

SDG No.:

Client Sample ID: MSA-SW42C-061115 | Lab Sample ID: 240-51914-23

Matrix: Water | Lab File ID: UXX9477.D

Analysis Method: 8260C | Date Collected: 06/11/2015 11:26

Sample wt/vol: 5(mL) | Date Analyzed: 06/19/2015 03:12

Soil Aliquot Vol: | Dilution Factor: 1

Soil Extract Vol.: | GC Column: DB-624 ID: 0.18(mm)

% Moisture: | Level: (low/med) Low

Analysis Batch No.: 185753 | Units: ug/L

CAS NO.	COMPOUND NAME	RESULT	Q	RL	MDL
124-48-1	Dibromochloromethane	1.0	U	1.0	0.43

CAS NO.	SURROGATE	%REC	Q	LIMITS
17060-07-0	1,2-Dichloroethane-d4 (Surr)	85		63-129
460-00-4	4-Bromofluorobenzene (Surr)	77		66-120
2037-26-5	Toluene-d8 (Surr)	95		74-120
1868-53-7	Dibromofluoromethane (Surr)	86		75-121

FORM I
GC/MS VOA ORGANICS ANALYSIS DATA SHEET
TENTATIVELY IDENTIFIED COMPOUNDS

Lab Name: TestAmerica Canton Job No.: 240-51914-1

SDG No.:

Client Sample ID: MSA-SW42C-061115 Lab Sample ID: 240-51914-23

Matrix: Water Lab File ID: UXX9477.D

Analysis Method: 8260C Date Collected: 06/11/2015 11:26

Sample wt/vol: 5(mL) Date Analyzed: 06/19/2015 03:12

Soil Aliquot Vol: Dilution Factor: 1

Soil Extract Vol.: GC Column: DB-624 ID: 0.18(mm)

% Moisture: Level: (low/med) Low

Analysis Batch No.: 185753 Units: ug/L

Number TICs Found: 0 TIC Result Total: 0

CAS NO.	COMPOUND NAME	RT	RESULT	Q
	Tentatively Identified Compound		None	

FORM I-TIC 8260C

FORM I
GC/MS VOA ORGANICS ANALYSIS DATA SHEET
TARGETED TENATIVELY IDENTIFIED COMPOUNDS

Lab Name: TestAmerica Canton Job No.: 240-51914-1

SDG No.:

Client Sample ID: MSA-SW42C-061115 Lab Sample ID: 240-51914-23

Matrix: Water Lab File ID: UXX9477.D

Analysis Method: 8260C Date Collected: 06/11/2015 11:26

Sample wt/vol: 5(mL) Date Analyzed: 06/19/2015 03:12

Soil Aliquot Vol: Dilution Factor: 1

Soil Extract Vol.: GC Column: DB-624 ID: 0.18(mm)

% Moisture: Level: (low/med) Low

Analysis Batch No.: 185753 Units: ug/L

CAS NO.	COMPOUND NAME	RT	RESULT	Q
75-45-6	Chlorodifluoromethane TIC		1.0	U

FORM I-TIC 8260C

FORM I
GC/MS VOA ORGANICS ANALYSIS DATA SHEET

Lab Name: TestAmerica Canton | Job No.: 240-51914-1
SDG No.:
Client Sample ID: MSA-SW42D-061115 | Lab Sample ID: 240-51914-24
Matrix: Water | Lab File ID: UXX9478.D
Analysis Method: 8260C | Date Collected: 06/11/2015 11:30
Sample wt/vol: 5(mL) | Date Analyzed: 06/19/2015 03:35
Soil Aliquot Vol: | Dilution Factor: 1
Soil Extract Vol.: | GC Column: DB-624 ID: 0.18(mm)
% Moisture: | Level: (low/med) Low
Analysis Batch No.: 185753 | Units: ug/L

CAS NO.	COMPOUND NAME	RESULT	Q	RL	MDL
630-20-6	1,1,1,2-Tetrachloroethane	1.0	U	1.0	0.28
71-55-6	1,1,1-Trichloroethane	1.0	U	1.0	0.44
79-34-5	1,1,2,2-Tetrachloroethane	1.0	U	1.0	0.22
76-13-1	1,1,2-Trichloro-1,2,2-trichfluoroethane	1.0	U	1.0	0.45
75-34-3	1,1-Dichloroethane	1.0	U	1.0	0.30
75-35-4	1,1-Dichloroethene	1.0	U	1.0	0.45
563-58-6	1,1-Dichloropropene	1.0	U	1.0	0.42
87-61-6	1,2,3-Trichlorobenzene	1.0	U	1.0	0.37
96-18-4	1,2,3-Trichloropropane	1.0	U	1.0	0.44
526-73-8	1,2,3-Trimethylbenzene	5.0	U	5.0	0.47
120-82-1	1,2,4-Trichlorobenzene	1.0	U	1.0	0.32
95-63-6	1,2,4-Trimethylbenzene	1.0	U	1.0	0.41
96-12-8	1,2-Dibromo-3-Chloropropane	5.0	U	5.0	0.82
95-50-1	1,2-Dichlorobenzene	1.0	U	1.0	0.25
107-06-2	1,2-Dichloroethane	1.0	U	1.0	0.23
78-87-5	1,2-Dichloropropane	1.0	U	1.0	0.25
541-73-1	1,3-Dichlorobenzene	1.0	U	1.0	0.19
142-28-9	1,3-Dichloropropane	1.0	U	1.0	0.19
106-46-7	1,4-Dichlorobenzene	1.0	U	1.0	0.27
594-20-7	2,2-Dichloropropane	1.0	U	1.0	0.26
110-75-8	2-Chloroethyl vinyl ether	10	U	10	0.59
95-49-8	2-Chlorotoluene	1.0	U	1.0	0.40
591-78-6	2-Hexanone	5.0	U	5.0	0.48
108-86-1	Bromobenzene	1.0	U	1.0	0.35
74-97-5	Bromochloromethane	1.0	U	1.0	0.50
106-43-4	4-Chlorotoluene	1.0	U	1.0	0.29
99-87-6	p-Isopropyltoluene	1.0	U	1.0	0.43
67-64-1	Acetone	5.0	U	5.0	0.94
71-43-2	Benzene	1.0	U	1.0	0.35
75-25-2	Bromoform	1.0	U	1.0	0.56
74-83-9	Bromomethane	1.0	U	1.0	0.44
75-15-0	Carbon disulfide	1.0	U	1.0	0.38
56-23-5	Carbon tetrachloride	1.0	U	1.0	0.43
108-90-7	Chlorobenzene	1.0	U	1.0	0.25
75-00-3	Chloroethane	1.0	U	1.0	0.32

FORM I
GC/MS VOA ORGANICS ANALYSIS DATA SHEET

Lab Name: TestAmerica Canton | Job No.: 240-51914-1

SDG No.:

Client Sample ID: MSA-SW42D-061115 | Lab Sample ID: 240-51914-24

Matrix: Water | Lab File ID: UXX9478.D

Analysis Method: 8260C | Date Collected: 06/11/2015 11:30

Sample wt/vol: 5(mL) | Date Analyzed: 06/19/2015 03:35

Soil Aliquot Vol: | Dilution Factor: 1

Soil Extract Vol.: | GC Column: DB-624 ID: 0.18(mm)

% Moisture: | Level: (low/med) Low

Analysis Batch No.: 185753 | Units: ug/L

CAS NO.	COMPOUND NAME	RESULT	Q	RL	MDL
67-66-3	Chloroform	1.0	U	1.0	0.25
74-87-3	Chloromethane	1.0	U	1.0	0.44
156-59-2	cis-1,2-Dichloroethene	0.48	J	1.0	0.26
10061-01-5	cis-1,3-Dichloropropene	1.0	U	1.0	0.46
87-68-3	Hexachlorobutadiene	1.0	U	1.0	0.35
74-95-3	Dibromomethane	1.0	U	1.0	0.42
75-27-4	Bromodichloromethane	1.0	U	1.0	0.29
75-71-8	Dichlorodifluoromethane	1.0	U	1.0	0.32
100-41-4	Ethylbenzene	1.0	U	1.0	0.25
106-93-4	1,2-Dibromoethane	1.0	U	1.0	0.32
108-20-3	Diisopropyl ether	5.0	U	5.0	0.50
91-20-3	Naphthalene	1.0	U	1.0	0.45
179601-23-1	m-Xylene & p-Xylene	2.0	U	2.0	0.24
104-51-8	n-Butylbenzene	1.0	U	1.0	0.31
98-82-8	Isopropylbenzene	1.0	U	1.0	0.35
103-65-1	n-Propylbenzene	1.0	U	1.0	0.40
78-93-3	2-Butanone	5.0	U	5.0	0.53
108-10-1	4-Methyl-2-pentanone	5.0	U	5.0	0.99
135-98-8	sec-Butylbenzene	1.0	U	1.0	0.48
1634-04-4	Methyl tert-butyl ether	1.0	U	1.0	0.20
994-05-8	Tert-amyl-methyl ether (TAME)	5.0	U	5.0	0.30
75-09-2	Methylene Chloride	1.0	U	1.0	0.33
95-47-6	o-Xylene	1.0	U	1.0	0.25
100-42-5	Styrene	1.0	U	1.0	0.45
637-92-3	Ethyl-t-butyl ether (ETBE)	5.0	U	5.0	0.23
98-06-6	tert-Butylbenzene	1.0	U	1.0	0.41
127-18-4	Tetrachloroethene	1.0	U	1.0	0.31
108-88-3	Toluene	1.0	U	1.0	0.23
156-60-5	trans-1,2-Dichloroethene	1.0	U	1.0	0.30
10061-02-6	trans-1,3-Dichloropropene	1.0	U	1.0	0.56
79-01-6	Trichloroethene	1.2		1.0	0.22
75-69-4	Trichlorofluoromethane	1.0	U	1.0	0.49
108-05-4	Vinyl acetate	2.0	U	2.0	0.41
75-01-4	Vinyl chloride	0.50	U	0.50	0.29
75-65-0	tert-Butyl alcohol	20	U	20	4.9
1330-20-7	Xylenes, Total	2.0	U	2.0	0.52

FORM I
GC/MS VOA ORGANICS ANALYSIS DATA SHEET

Lab Name: TestAmerica Canton | Job No.: 240-51914-1

SDG No.:

Client Sample ID: MSA-SW42D-061115 | Lab Sample ID: 240-51914-24

Matrix: Water | Lab File ID: UXX9478.D

Analysis Method: 8260C | Date Collected: 06/11/2015 11:30

Sample wt/vol: 5(mL) | Date Analyzed: 06/19/2015 03:35

Soil Aliquot Vol: | Dilution Factor: 1

Soil Extract Vol.: | GC Column: DB-624 ID: 0.18(mm)

% Moisture: | Level: (low/med) Low

Analysis Batch No.: 185753 | Units: ug/L

CAS NO.	COMPOUND NAME	RESULT	Q	RL	MDL
124-48-1	Dibromochloromethane	1.0	U	1.0	0.43

CAS NO.	SURROGATE	%REC	Q	LIMITS
17060-07-0	1,2-Dichloroethane-d4 (Surr)	87		63-129
460-00-4	4-Bromofluorobenzene (Surr)	76		66-120
2037-26-5	Toluene-d8 (Surr)	96		74-120
1868-53-7	Dibromofluoromethane (Surr)	90		75-121

FORM I
GC/MS VOA ORGANICS ANALYSIS DATA SHEET
TENTATIVELY IDENTIFIED COMPOUNDS

Lab Name: TestAmerica Canton Job No.: 240-51914-1

SDG No.:

Client Sample ID: MSA-SW42D-061115 Lab Sample ID: 240-51914-24

Matrix: Water Lab File ID: UXX9478.D

Analysis Method: 8260C Date Collected: 06/11/2015 11:30

Sample wt/vol: 5(mL) Date Analyzed: 06/19/2015 03:35

Soil Aliquot Vol: Dilution Factor: 1

Soil Extract Vol.: GC Column: DB-624 ID: 0.18(mm)

% Moisture: Level: (low/med) Low

Analysis Batch No.: 185753 Units: ug/L

Number TICs Found: 0 TIC Result Total: 0

CAS NO.	COMPOUND NAME	RT	RESULT	Q
	Tentatively Identified Compound		None	

FORM I-TIC 8260C

FORM I
GC/MS VOA ORGANICS ANALYSIS DATA SHEET
TARGETED TENATIVELY IDENTIFIED COMPOUNDS

Lab Name: TestAmerica Canton Job No.: 240-51914-1

SDG No.:

Client Sample ID: MSA-SW42D-061115 Lab Sample ID: 240-51914-24

Matrix: Water Lab File ID: UXX9478.D

Analysis Method: 8260C Date Collected: 06/11/2015 11:30

Sample wt/vol: 5(mL) Date Analyzed: 06/19/2015 03:35

Soil Aliquot Vol: Dilution Factor: 1

Soil Extract Vol.: GC Column: DB-624 ID: 0.18(mm)

% Moisture: Level: (low/med) Low

Analysis Batch No.: 185753 Units: ug/L

CAS NO.	COMPOUND NAME	RT	RESULT	Q
75-45-6	Chlorodifluoromethane TIC		1.0	U

FORM I-TIC 8260C

FORM I
GC/MS VOA ORGANICS ANALYSIS DATA SHEET

Lab Name: TestAmerica Canton | Job No.: 240-51914-1
SDG No.:
Client Sample ID: MSA-SW43A-061115 | Lab Sample ID: 240-51914-25
Matrix: Water | Lab File ID: UXX9479.D
Analysis Method: 8260C | Date Collected: 06/11/2015 09:55
Sample wt/vol: 5(mL) | Date Analyzed: 06/19/2015 03:57
Soil Aliquot Vol: | Dilution Factor: 1
Soil Extract Vol.: | GC Column: DB-624 ID: 0.18(mm)
% Moisture: | Level: (low/med) Low
Analysis Batch No.: 185753 | Units: ug/L

CAS NO.	COMPOUND NAME	RESULT	Q	RL	MDL
630-20-6	1,1,1,2-Tetrachloroethane	1.0	U	1.0	0.28
71-55-6	1,1,1-Trichloroethane	1.0	U	1.0	0.44
79-34-5	1,1,2,2-Tetrachloroethane	1.0	U	1.0	0.22
76-13-1	1,1,2-Trichloro-1,2,2-trichfluoroethane	1.0	U	1.0	0.45
75-34-3	1,1-Dichloroethane	1.0	U	1.0	0.30
75-35-4	1,1-Dichloroethene	1.0	U	1.0	0.45
563-58-6	1,1-Dichloropropene	1.0	U	1.0	0.42
87-61-6	1,2,3-Trichlorobenzene	1.0	U	1.0	0.37
96-18-4	1,2,3-Trichloropropane	1.0	U	1.0	0.44
526-73-8	1,2,3-Trimethylbenzene	5.0	U	5.0	0.47
120-82-1	1,2,4-Trichlorobenzene	1.0	U	1.0	0.32
95-63-6	1,2,4-Trimethylbenzene	1.0	U	1.0	0.41
96-12-8	1,2-Dibromo-3-Chloropropane	5.0	U	5.0	0.82
95-50-1	1,2-Dichlorobenzene	1.0	U	1.0	0.25
107-06-2	1,2-Dichloroethane	1.0	U	1.0	0.23
78-87-5	1,2-Dichloropropane	1.0	U	1.0	0.25
541-73-1	1,3-Dichlorobenzene	1.0	U	1.0	0.19
142-28-9	1,3-Dichloropropane	1.0	U	1.0	0.19
106-46-7	1,4-Dichlorobenzene	1.0	U	1.0	0.27
594-20-7	2,2-Dichloropropane	1.0	U	1.0	0.26
110-75-8	2-Chloroethyl vinyl ether	10	U	10	0.59
95-49-8	2-Chlorotoluene	1.0	U	1.0	0.40
591-78-6	2-Hexanone	5.0	U	5.0	0.48
108-86-1	Bromobenzene	1.0	U	1.0	0.35
74-97-5	Bromochloromethane	1.0	U	1.0	0.50
106-43-4	4-Chlorotoluene	1.0	U	1.0	0.29
99-87-6	p-Isopropyltoluene	1.0	U	1.0	0.43
67-64-1	Acetone	5.0	U	5.0	0.94
71-43-2	Benzene	1.0	U	1.0	0.35
75-25-2	Bromoform	1.0	U	1.0	0.56
74-83-9	Bromomethane	1.0	U	1.0	0.44
75-15-0	Carbon disulfide	1.0	U	1.0	0.38
56-23-5	Carbon tetrachloride	1.0	U	1.0	0.43
108-90-7	Chlorobenzene	1.0	U	1.0	0.25
75-00-3	Chloroethane	1.0	U	1.0	0.32

FORM I
GC/MS VOA ORGANICS ANALYSIS DATA SHEET

Lab Name: TestAmerica Canton | Job No.: 240-51914-1

SDG No.:

Client Sample ID: MSA-SW43A-061115 | Lab Sample ID: 240-51914-25

Matrix: Water | Lab File ID: UXX9479.D

Analysis Method: 8260C | Date Collected: 06/11/2015 09:55

Sample wt/vol: 5(mL) | Date Analyzed: 06/19/2015 03:57

Soil Aliquot Vol: | Dilution Factor: 1

Soil Extract Vol.: | GC Column: DB-624 ID: 0.18(mm)

% Moisture: | Level: (low/med) Low

Analysis Batch No.: 185753 | Units: ug/L

CAS NO.	COMPOUND NAME	RESULT	Q	RL	MDL
67-66-3	Chloroform	1.0	U	1.0	0.25
74-87-3	Chloromethane	1.0	U	1.0	0.44
156-59-2	cis-1,2-Dichloroethene	2.3		1.0	0.26
10061-01-5	cis-1,3-Dichloropropene	1.0	U	1.0	0.46
87-68-3	Hexachlorobutadiene	1.0	U	1.0	0.35
74-95-3	Dibromomethane	1.0	U	1.0	0.42
75-27-4	Bromodichloromethane	1.0	U	1.0	0.29
75-71-8	Dichlorodifluoromethane	1.0	U	1.0	0.32
100-41-4	Ethylbenzene	1.0	U	1.0	0.25
106-93-4	1,2-Dibromoethane	1.0	U	1.0	0.32
108-20-3	Diisopropyl ether	5.0	U	5.0	0.50
91-20-3	Naphthalene	1.0	U	1.0	0.45
179601-23-1	m-Xylene & p-Xylene	2.0	U	2.0	0.24
104-51-8	n-Butylbenzene	1.0	U	1.0	0.31
98-82-8	Isopropylbenzene	1.0	U	1.0	0.35
103-65-1	n-Propylbenzene	1.0	U	1.0	0.40
78-93-3	2-Butanone	5.0	U	5.0	0.53
108-10-1	4-Methyl-2-pentanone	5.0	U	5.0	0.99
135-98-8	sec-Butylbenzene	1.0	U	1.0	0.48
1634-04-4	Methyl tert-butyl ether	1.0	U	1.0	0.20
994-05-8	Tert-amyl-methyl ether (TAME)	5.0	U	5.0	0.30
75-09-2	Methylene Chloride	1.0	U	1.0	0.33
95-47-6	o-Xylene	1.0	U	1.0	0.25
100-42-5	Styrene	1.0	U	1.0	0.45
637-92-3	Ethyl-t-butyl ether (ETBE)	5.0	U	5.0	0.23
98-06-6	tert-Butylbenzene	1.0	U	1.0	0.41
127-18-4	Tetrachloroethene	1.0	U	1.0	0.31
108-88-3	Toluene	1.0	U	1.0	0.23
156-60-5	trans-1,2-Dichloroethene	1.0	U	1.0	0.30
10061-02-6	trans-1,3-Dichloropropene	1.0	U	1.0	0.56
79-01-6	Trichloroethene	2.3		1.0	0.22
75-69-4	Trichlorofluoromethane	1.0	U	1.0	0.49
108-05-4	Vinyl acetate	2.0	U	2.0	0.41
75-01-4	Vinyl chloride	1.3		0.50	0.29
75-65-0	tert-Butyl alcohol	20	U	20	4.9
1330-20-7	Xylenes, Total	2.0	U	2.0	0.52

FORM I
GC/MS VOA ORGANICS ANALYSIS DATA SHEET

Lab Name: TestAmerica Canton | Job No.: 240-51914-1

SDG No.:

Client Sample ID: MSA-SW43A-061115 | Lab Sample ID: 240-51914-25

Matrix: Water | Lab File ID: UXX9479.D

Analysis Method: 8260C | Date Collected: 06/11/2015 09:55

Sample wt/vol: 5(mL) | Date Analyzed: 06/19/2015 03:57

Soil Aliquot Vol: | Dilution Factor: 1

Soil Extract Vol.: | GC Column: DB-624 ID: 0.18(mm)

% Moisture: | Level: (low/med) Low

Analysis Batch No.: 185753 | Units: ug/L

CAS NO.	COMPOUND NAME	RESULT	Q	RL	MDL
124-48-1	Dibromochloromethane	1.0	U	1.0	0.43

CAS NO.	SURROGATE	%REC	Q	LIMITS
17060-07-0	1,2-Dichloroethane-d4 (Surr)	85		63-129
460-00-4	4-Bromofluorobenzene (Surr)	77		66-120
2037-26-5	Toluene-d8 (Surr)	94		74-120
1868-53-7	Dibromofluoromethane (Surr)	88		75-121

FORM I
GC/MS VOA ORGANICS ANALYSIS DATA SHEET
TENTATIVELY IDENTIFIED COMPOUNDS

Lab Name: TestAmerica Canton Job No.: 240-51914-1

SDG No.:

Client Sample ID: MSA-SW43A-061115 Lab Sample ID: 240-51914-25

Matrix: Water Lab File ID: UXX9479.D

Analysis Method: 8260C Date Collected: 06/11/2015 09:55

Sample wt/vol: 5(mL) Date Analyzed: 06/19/2015 03:57

Soil Aliquot Vol: Dilution Factor: 1

Soil Extract Vol.: GC Column: DB-624 ID: 0.18(mm)

% Moisture: Level: (low/med) Low

Analysis Batch No.: 185753 Units: ug/L

Number TICs Found: 0 TIC Result Total: 0

CAS NO.	COMPOUND NAME	RT	RESULT	Q
	Tentatively Identified Compound		None	

FORM I-TIC 8260C

FORM I
GC/MS VOA ORGANICS ANALYSIS DATA SHEET
TARGETED TENATIVELY IDENTIFIED COMPOUNDS

Lab Name: TestAmerica Canton Job No.: 240-51914-1

SDG No.:

Client Sample ID: MSA-SW43A-061115 Lab Sample ID: 240-51914-25

Matrix: Water Lab File ID: UXX9479.D

Analysis Method: 8260C Date Collected: 06/11/2015 09:55

Sample wt/vol: 5(mL) Date Analyzed: 06/19/2015 03:57

Soil Aliquot Vol: Dilution Factor: 1

Soil Extract Vol.: GC Column: DB-624 ID: 0.18(mm)

% Moisture: Level: (low/med) Low

Analysis Batch No.: 185753 Units: ug/L

CAS NO.	COMPOUND NAME	RT	RESULT	Q
75-45-6	Chlorodifluoromethane TIC		1.0	U

FORM I-TIC 8260C

FORM I
GC/MS VOA ORGANICS ANALYSIS DATA SHEET

Lab Name: TestAmerica Canton | Job No.: 240-51914-1
SDG No.:
Client Sample ID: MSA-SW43B-061115 | Lab Sample ID: 240-51914-26
Matrix: Water | Lab File ID: UXX9480.D
Analysis Method: 8260C | Date Collected: 06/11/2015 09:58
Sample wt/vol: 5(mL) | Date Analyzed: 06/19/2015 04:19
Soil Aliquot Vol: | Dilution Factor: 1
Soil Extract Vol.: | GC Column: DB-624 ID: 0.18(mm)
% Moisture: | Level: (low/med) Low
Analysis Batch No.: 185753 | Units: ug/L

CAS NO.	COMPOUND NAME	RESULT	Q	RL	MDL
630-20-6	1,1,1,2-Tetrachloroethane	1.0	U	1.0	0.28
71-55-6	1,1,1-Trichloroethane	1.0	U	1.0	0.44
79-34-5	1,1,2,2-Tetrachloroethane	1.0	U	1.0	0.22
76-13-1	1,1,2-Trichloro-1,2,2-trichfluoroethane	1.0	U	1.0	0.45
75-34-3	1,1-Dichloroethane	1.0	U	1.0	0.30
75-35-4	1,1-Dichloroethene	1.0	U	1.0	0.45
563-58-6	1,1-Dichloropropene	1.0	U	1.0	0.42
87-61-6	1,2,3-Trichlorobenzene	1.0	U	1.0	0.37
96-18-4	1,2,3-Trichloropropane	1.0	U	1.0	0.44
526-73-8	1,2,3-Trimethylbenzene	5.0	U	5.0	0.47
120-82-1	1,2,4-Trichlorobenzene	1.0	U	1.0	0.32
95-63-6	1,2,4-Trimethylbenzene	1.0	U	1.0	0.41
96-12-8	1,2-Dibromo-3-Chloropropane	5.0	U	5.0	0.82
95-50-1	1,2-Dichlorobenzene	1.0	U	1.0	0.25
107-06-2	1,2-Dichloroethane	1.0	U	1.0	0.23
78-87-5	1,2-Dichloropropane	1.0	U	1.0	0.25
541-73-1	1,3-Dichlorobenzene	1.0	U	1.0	0.19
142-28-9	1,3-Dichloropropane	1.0	U	1.0	0.19
106-46-7	1,4-Dichlorobenzene	1.0	U	1.0	0.27
594-20-7	2,2-Dichloropropane	1.0	U	1.0	0.26
110-75-8	2-Chloroethyl vinyl ether	10	U	10	0.59
95-49-8	2-Chlorotoluene	1.0	U	1.0	0.40
591-78-6	2-Hexanone	5.0	U	5.0	0.48
108-86-1	Bromobenzene	1.0	U	1.0	0.35
74-97-5	Bromochloromethane	1.0	U	1.0	0.50
106-43-4	4-Chlorotoluene	1.0	U	1.0	0.29
99-87-6	p-Isopropyltoluene	1.0	U	1.0	0.43
67-64-1	Acetone	5.0	U	5.0	0.94
71-43-2	Benzene	1.0	U	1.0	0.35
75-25-2	Bromoform	1.0	U	1.0	0.56
74-83-9	Bromomethane	1.0	U	1.0	0.44
75-15-0	Carbon disulfide	1.0	U	1.0	0.38
56-23-5	Carbon tetrachloride	1.0	U	1.0	0.43
108-90-7	Chlorobenzene	1.0	U	1.0	0.25
75-00-3	Chloroethane	1.0	U	1.0	0.32

FORM I
GC/MS VOA ORGANICS ANALYSIS DATA SHEET

Lab Name: TestAmerica Canton | Job No.: 240-51914-1

SDG No.:

Client Sample ID: MSA-SW43B-061115 | Lab Sample ID: 240-51914-26

Matrix: Water | Lab File ID: UXX9480.D

Analysis Method: 8260C | Date Collected: 06/11/2015 09:58

Sample wt/vol: 5(mL) | Date Analyzed: 06/19/2015 04:19

Soil Aliquot Vol: | Dilution Factor: 1

Soil Extract Vol.: | GC Column: DB-624 ID: 0.18(mm)

% Moisture: | Level: (low/med) Low

Analysis Batch No.: 185753 | Units: ug/L

CAS NO.	COMPOUND NAME	RESULT	Q	RL	MDL
67-66-3	Chloroform	1.0	U	1.0	0.25
74-87-3	Chloromethane	1.0	U	1.0	0.44
156-59-2	cis-1,2-Dichloroethene	0.74	J	1.0	0.26
10061-01-5	cis-1,3-Dichloropropene	1.0	U	1.0	0.46
87-68-3	Hexachlorobutadiene	1.0	U	1.0	0.35
74-95-3	Dibromomethane	1.0	U	1.0	0.42
75-27-4	Bromodichloromethane	1.0	U	1.0	0.29
75-71-8	Dichlorodifluoromethane	1.0	U	1.0	0.32
100-41-4	Ethylbenzene	1.0	U	1.0	0.25
106-93-4	1,2-Dibromoethane	1.0	U	1.0	0.32
108-20-3	Diisopropyl ether	5.0	U	5.0	0.50
91-20-3	Naphthalene	1.0	U	1.0	0.45
179601-23-1	m-Xylene & p-Xylene	2.0	U	2.0	0.24
104-51-8	n-Butylbenzene	1.0	U	1.0	0.31
98-82-8	Isopropylbenzene	1.0	U	1.0	0.35
103-65-1	n-Propylbenzene	1.0	U	1.0	0.40
78-93-3	2-Butanone	5.0	U	5.0	0.53
108-10-1	4-Methyl-2-pentanone	5.0	U	5.0	0.99
135-98-8	sec-Butylbenzene	1.0	U	1.0	0.48
1634-04-4	Methyl tert-butyl ether	1.0	U	1.0	0.20
994-05-8	Tert-amyl-methyl ether (TAME)	5.0	U	5.0	0.30
75-09-2	Methylene Chloride	1.0	U	1.0	0.33
95-47-6	o-Xylene	1.0	U	1.0	0.25
100-42-5	Styrene	1.0	U	1.0	0.45
637-92-3	Ethyl-t-butyl ether (ETBE)	5.0	U	5.0	0.23
98-06-6	tert-Butylbenzene	1.0	U	1.0	0.41
127-18-4	Tetrachloroethene	1.0	U	1.0	0.31
108-88-3	Toluene	1.0	U	1.0	0.23
156-60-5	trans-1,2-Dichloroethene	1.0	U	1.0	0.30
10061-02-6	trans-1,3-Dichloropropene	1.0	U	1.0	0.56
79-01-6	Trichloroethene	1.3		1.0	0.22
75-69-4	Trichlorofluoromethane	1.0	U	1.0	0.49
108-05-4	Vinyl acetate	2.0	U	2.0	0.41
75-01-4	Vinyl chloride	0.36	J	0.50	0.29
75-65-0	tert-Butyl alcohol	20	U	20	4.9
1330-20-7	Xylenes, Total	2.0	U	2.0	0.52

FORM I
GC/MS VOA ORGANICS ANALYSIS DATA SHEET

Lab Name: TestAmerica Canton | Job No.: 240-51914-1

SDG No.:

Client Sample ID: MSA-SW43B-061115 | Lab Sample ID: 240-51914-26

Matrix: Water | Lab File ID: UXX9480.D

Analysis Method: 8260C | Date Collected: 06/11/2015 09:58

Sample wt/vol: 5(mL) | Date Analyzed: 06/19/2015 04:19

Soil Aliquot Vol: | Dilution Factor: 1

Soil Extract Vol.: | GC Column: DB-624 ID: 0.18(mm)

% Moisture: | Level: (low/med) Low

Analysis Batch No.: 185753 | Units: ug/L

CAS NO.	COMPOUND NAME	RESULT	Q	RL	MDL
124-48-1	Dibromochloromethane	1.0	U	1.0	0.43

CAS NO.	SURROGATE	%REC	Q	LIMITS
17060-07-0	1,2-Dichloroethane-d4 (Surr)	88		63-129
460-00-4	4-Bromofluorobenzene (Surr)	76		66-120
2037-26-5	Toluene-d8 (Surr)	94		74-120
1868-53-7	Dibromofluoromethane (Surr)	90		75-121

FORM I
GC/MS VOA ORGANICS ANALYSIS DATA SHEET
TENTATIVELY IDENTIFIED COMPOUNDS

Lab Name: TestAmerica Canton Job No.: 240-51914-1

SDG No.:

Client Sample ID: MSA-SW43B-061115 Lab Sample ID: 240-51914-26

Matrix: Water Lab File ID: UXX9480.D

Analysis Method: 8260C Date Collected: 06/11/2015 09:58

Sample wt/vol: 5(mL) Date Analyzed: 06/19/2015 04:19

Soil Aliquot Vol: Dilution Factor: 1

Soil Extract Vol.: GC Column: DB-624 ID: 0.18(mm)

% Moisture: Level: (low/med) Low

Analysis Batch No.: 185753 Units: ug/L

Number TICs Found: 0 TIC Result Total: 0

CAS NO.	COMPOUND NAME	RT	RESULT	Q
	Tentatively Identified Compound		None	

FORM I-TIC 8260C

FORM I
GC/MS VOA ORGANICS ANALYSIS DATA SHEET
TARGETED TENATIVELY IDENTIFIED COMPOUNDS

Lab Name: TestAmerica Canton Job No.: 240-51914-1

SDG No.:

Client Sample ID: MSA-SW43B-061115 Lab Sample ID: 240-51914-26

Matrix: Water Lab File ID: UXX9480.D

Analysis Method: 8260C Date Collected: 06/11/2015 09:58

Sample wt/vol: 5(mL) Date Analyzed: 06/19/2015 04:19

Soil Aliquot Vol: Dilution Factor: 1

Soil Extract Vol.: GC Column: DB-624 ID: 0.18(mm)

% Moisture: Level: (low/med) Low

Analysis Batch No.: 185753 Units: ug/L

CAS NO.	COMPOUND NAME	RT	RESULT	Q
75-45-6	Chlorodifluoromethane TIC		1.0	U

FORM I-TIC 8260C

FORM I
GC/MS VOA ORGANICS ANALYSIS DATA SHEET

Lab Name: TestAmerica Canton | Job No.: 240-51914-1
SDG No.:
Client Sample ID: MSA-SW43C-061115 | Lab Sample ID: 240-51914-27
Matrix: Water | Lab File ID: UXX9481.D
Analysis Method: 8260C | Date Collected: 06/11/2015 10:02
Sample wt/vol: 5(mL) | Date Analyzed: 06/19/2015 04:41
Soil Aliquot Vol: | Dilution Factor: 1
Soil Extract Vol.: | GC Column: DB-624 ID: 0.18(mm)
% Moisture: | Level: (low/med) Low
Analysis Batch No.: 185753 | Units: ug/L

CAS NO.	COMPOUND NAME	RESULT	Q	RL	MDL
630-20-6	1,1,1,2-Tetrachloroethane	1.0	U	1.0	0.28
71-55-6	1,1,1-Trichloroethane	1.0	U	1.0	0.44
79-34-5	1,1,2,2-Tetrachloroethane	1.0	U	1.0	0.22
76-13-1	1,1,2-Trichloro-1,2,2-trichfluoroethane	1.0	U	1.0	0.45
75-34-3	1,1-Dichloroethane	1.0	U	1.0	0.30
75-35-4	1,1-Dichloroethene	1.0	U	1.0	0.45
563-58-6	1,1-Dichloropropene	1.0	U	1.0	0.42
87-61-6	1,2,3-Trichlorobenzene	1.0	U	1.0	0.37
96-18-4	1,2,3-Trichloropropane	1.0	U	1.0	0.44
526-73-8	1,2,3-Trimethylbenzene	5.0	U	5.0	0.47
120-82-1	1,2,4-Trichlorobenzene	1.0	U	1.0	0.32
95-63-6	1,2,4-Trimethylbenzene	1.0	U	1.0	0.41
96-12-8	1,2-Dibromo-3-Chloropropane	5.0	U	5.0	0.82
95-50-1	1,2-Dichlorobenzene	1.0	U	1.0	0.25
107-06-2	1,2-Dichloroethane	1.0	U	1.0	0.23
78-87-5	1,2-Dichloropropane	1.0	U	1.0	0.25
541-73-1	1,3-Dichlorobenzene	1.0	U	1.0	0.19
142-28-9	1,3-Dichloropropane	1.0	U	1.0	0.19
106-46-7	1,4-Dichlorobenzene	1.0	U	1.0	0.27
594-20-7	2,2-Dichloropropane	1.0	U	1.0	0.26
110-75-8	2-Chloroethyl vinyl ether	10	U	10	0.59
95-49-8	2-Chlorotoluene	1.0	U	1.0	0.40
591-78-6	2-Hexanone	5.0	U	5.0	0.48
108-86-1	Bromobenzene	1.0	U	1.0	0.35
74-97-5	Bromochloromethane	1.0	U	1.0	0.50
106-43-4	4-Chlorotoluene	1.0	U	1.0	0.29
99-87-6	p-Isopropyltoluene	1.0	U	1.0	0.43
67-64-1	Acetone	5.0	U	5.0	0.94
71-43-2	Benzene	1.0	U	1.0	0.35
75-25-2	Bromoform	1.0	U	1.0	0.56
74-83-9	Bromomethane	1.0	U	1.0	0.44
75-15-0	Carbon disulfide	1.0	U	1.0	0.38
56-23-5	Carbon tetrachloride	1.0	U	1.0	0.43
108-90-7	Chlorobenzene	1.0	U	1.0	0.25
75-00-3	Chloroethane	1.0	U	1.0	0.32

FORM I
GC/MS VOA ORGANICS ANALYSIS DATA SHEET

Lab Name: TestAmerica Canton | Job No.: 240-51914-1

SDG No.:

Client Sample ID: MSA-SW43C-061115 | Lab Sample ID: 240-51914-27

Matrix: Water | Lab File ID: UXX9481.D

Analysis Method: 8260C | Date Collected: 06/11/2015 10:02

Sample wt/vol: 5(mL) | Date Analyzed: 06/19/2015 04:41

Soil Aliquot Vol: | Dilution Factor: 1

Soil Extract Vol.: | GC Column: DB-624 ID: 0.18(mm)

% Moisture: | Level: (low/med) Low

Analysis Batch No.: 185753 | Units: ug/L

CAS NO.	COMPOUND NAME	RESULT	Q	RL	MDL
67-66-3	Chloroform	1.0	U	1.0	0.25
74-87-3	Chloromethane	1.0	U	1.0	0.44
156-59-2	cis-1,2-Dichloroethene	0.87	J	1.0	0.26
10061-01-5	cis-1,3-Dichloropropene	1.0	U	1.0	0.46
87-68-3	Hexachlorobutadiene	1.0	U	1.0	0.35
74-95-3	Dibromomethane	1.0	U	1.0	0.42
75-27-4	Bromodichloromethane	1.0	U	1.0	0.29
75-71-8	Dichlorodifluoromethane	1.0	U	1.0	0.32
100-41-4	Ethylbenzene	1.0	U	1.0	0.25
106-93-4	1,2-Dibromoethane	1.0	U	1.0	0.32
108-20-3	Diisopropyl ether	5.0	U	5.0	0.50
91-20-3	Naphthalene	1.0	U	1.0	0.45
179601-23-1	m-Xylene & p-Xylene	2.0	U	2.0	0.24
104-51-8	n-Butylbenzene	1.0	U	1.0	0.31
98-82-8	Isopropylbenzene	1.0	U	1.0	0.35
103-65-1	n-Propylbenzene	1.0	U	1.0	0.40
78-93-3	2-Butanone	5.0	U	5.0	0.53
108-10-1	4-Methyl-2-pentanone	5.0	U	5.0	0.99
135-98-8	sec-Butylbenzene	1.0	U	1.0	0.48
1634-04-4	Methyl tert-butyl ether	1.0	U	1.0	0.20
994-05-8	Tert-amyl-methyl ether (TAME)	5.0	U	5.0	0.30
75-09-2	Methylene Chloride	1.0	U	1.0	0.33
95-47-6	o-Xylene	1.0	U	1.0	0.25
100-42-5	Styrene	1.0	U	1.0	0.45
637-92-3	Ethyl-t-butyl ether (ETBE)	5.0	U	5.0	0.23
98-06-6	tert-Butylbenzene	1.0	U	1.0	0.41
127-18-4	Tetrachloroethene	1.0	U	1.0	0.31
108-88-3	Toluene	1.0	U	1.0	0.23
156-60-5	trans-1,2-Dichloroethene	1.0	U	1.0	0.30
10061-02-6	trans-1,3-Dichloropropene	1.0	U	1.0	0.56
79-01-6	Trichloroethene	1.3		1.0	0.22
75-69-4	Trichlorofluoromethane	1.0	U	1.0	0.49
108-05-4	Vinyl acetate	2.0	U	2.0	0.41
75-01-4	Vinyl chloride	0.38	J	0.50	0.29
75-65-0	tert-Butyl alcohol	20	U	20	4.9
1330-20-7	Xylenes, Total	2.0	U	2.0	0.52

FORM I
GC/MS VOA ORGANICS ANALYSIS DATA SHEET

Lab Name: TestAmerica Canton | Job No.: 240-51914-1

SDG No.:

Client Sample ID: MSA-SW43C-061115 | Lab Sample ID: 240-51914-27

Matrix: Water | Lab File ID: UXX9481.D

Analysis Method: 8260C | Date Collected: 06/11/2015 10:02

Sample wt/vol: 5(mL) | Date Analyzed: 06/19/2015 04:41

Soil Aliquot Vol: | Dilution Factor: 1

Soil Extract Vol.: | GC Column: DB-624 ID: 0.18(mm)

% Moisture: | Level: (low/med) Low

Analysis Batch No.: 185753 | Units: ug/L

CAS NO.	COMPOUND NAME	RESULT	Q	RL	MDL
124-48-1	Dibromochloromethane	1.0	U	1.0	0.43

CAS NO.	SURROGATE	%REC	Q	LIMITS
17060-07-0	1,2-Dichloroethane-d4 (Surr)	85		63-129
460-00-4	4-Bromofluorobenzene (Surr)	75		66-120
2037-26-5	Toluene-d8 (Surr)	94		74-120
1868-53-7	Dibromofluoromethane (Surr)	89		75-121

FORM I
GC/MS VOA ORGANICS ANALYSIS DATA SHEET
TENTATIVELY IDENTIFIED COMPOUNDS

Lab Name: TestAmerica Canton Job No.: 240-51914-1

SDG No.:

Client Sample ID: MSA-SW43C-061115 Lab Sample ID: 240-51914-27

Matrix: Water Lab File ID: UXX9481.D

Analysis Method: 8260C Date Collected: 06/11/2015 10:02

Sample wt/vol: 5(mL) Date Analyzed: 06/19/2015 04:41

Soil Aliquot Vol: Dilution Factor: 1

Soil Extract Vol.: GC Column: DB-624 ID: 0.18(mm)

% Moisture: Level: (low/med) Low

Analysis Batch No.: 185753 Units: ug/L

Number TICs Found: 0 TIC Result Total: 0

CAS NO.	COMPOUND NAME	RT	RESULT	Q
	Tentatively Identified Compound		None	

FORM I-TIC 8260C

FORM I
GC/MS VOA ORGANICS ANALYSIS DATA SHEET
TARGETED TENATIVELY IDENTIFIED COMPOUNDS

Lab Name: TestAmerica Canton Job No.: 240-51914-1

SDG No.:

Client Sample ID: MSA-SW43C-061115 Lab Sample ID: 240-51914-27

Matrix: Water Lab File ID: UXX9481.D

Analysis Method: 8260C Date Collected: 06/11/2015 10:02

Sample wt/vol: 5(mL) Date Analyzed: 06/19/2015 04:41

Soil Aliquot Vol: Dilution Factor: 1

Soil Extract Vol.: GC Column: DB-624 ID: 0.18(mm)

% Moisture: Level: (low/med) Low

Analysis Batch No.: 185753 Units: ug/L

CAS NO.	COMPOUND NAME	RT	RESULT	Q
75-45-6	Chlorodifluoromethane TIC		1.0	U

FORM I-TIC 8260C

FORM I
GC/MS VOA ORGANICS ANALYSIS DATA SHEET

Lab Name: TestAmerica Canton | Job No.: 240-51914-1
SDG No.:
Client Sample ID: MSA-SW43D-061115 | Lab Sample ID: 240-51914-28
Matrix: Water | Lab File ID: UXX9482.D
Analysis Method: 8260C | Date Collected: 06/11/2015 10:06
Sample wt/vol: 5(mL) | Date Analyzed: 06/19/2015 05:04
Soil Aliquot Vol: | Dilution Factor: 1
Soil Extract Vol.: | GC Column: DB-624 ID: 0.18(mm)
% Moisture: | Level: (low/med) Low
Analysis Batch No.: 185753 | Units: ug/L

CAS NO.	COMPOUND NAME	RESULT	Q	RL	MDL
630-20-6	1,1,1,2-Tetrachloroethane	1.0	U	1.0	0.28
71-55-6	1,1,1-Trichloroethane	1.0	U	1.0	0.44
79-34-5	1,1,2,2-Tetrachloroethane	1.0	U	1.0	0.22
76-13-1	1,1,2-Trichloro-1,2,2-trichfluoroethane	1.0	U	1.0	0.45
75-34-3	1,1-Dichloroethane	1.0	U	1.0	0.30
75-35-4	1,1-Dichloroethene	1.0	U	1.0	0.45
563-58-6	1,1-Dichloropropene	1.0	U	1.0	0.42
87-61-6	1,2,3-Trichlorobenzene	1.0	U	1.0	0.37
96-18-4	1,2,3-Trichloropropane	1.0	U	1.0	0.44
526-73-8	1,2,3-Trimethylbenzene	5.0	U	5.0	0.47
120-82-1	1,2,4-Trichlorobenzene	1.0	U	1.0	0.32
95-63-6	1,2,4-Trimethylbenzene	1.0	U	1.0	0.41
96-12-8	1,2-Dibromo-3-Chloropropane	5.0	U	5.0	0.82
95-50-1	1,2-Dichlorobenzene	1.0	U	1.0	0.25
107-06-2	1,2-Dichloroethane	1.0	U	1.0	0.23
78-87-5	1,2-Dichloropropane	1.0	U	1.0	0.25
541-73-1	1,3-Dichlorobenzene	1.0	U	1.0	0.19
142-28-9	1,3-Dichloropropane	1.0	U	1.0	0.19
106-46-7	1,4-Dichlorobenzene	1.0	U	1.0	0.27
594-20-7	2,2-Dichloropropane	1.0	U	1.0	0.26
110-75-8	2-Chloroethyl vinyl ether	10	U	10	0.59
95-49-8	2-Chlorotoluene	1.0	U	1.0	0.40
591-78-6	2-Hexanone	5.0	U	5.0	0.48
108-86-1	Bromobenzene	1.0	U	1.0	0.35
74-97-5	Bromochloromethane	1.0	U	1.0	0.50
106-43-4	4-Chlorotoluene	1.0	U	1.0	0.29
99-87-6	p-Isopropyltoluene	1.0	U	1.0	0.43
67-64-1	Acetone	5.0	U	5.0	0.94
71-43-2	Benzene	1.0	U	1.0	0.35
75-25-2	Bromoform	1.0	U	1.0	0.56
74-83-9	Bromomethane	1.0	U	1.0	0.44
75-15-0	Carbon disulfide	1.0	U	1.0	0.38
56-23-5	Carbon tetrachloride	1.0	U	1.0	0.43
108-90-7	Chlorobenzene	1.0	U	1.0	0.25
75-00-3	Chloroethane	1.0	U	1.0	0.32

FORM I
GC/MS VOA ORGANICS ANALYSIS DATA SHEET

Lab Name: TestAmerica Canton | Job No.: 240-51914-1

SDG No.:

Client Sample ID: MSA-SW43D-061115 | Lab Sample ID: 240-51914-28

Matrix: Water | Lab File ID: UXX9482.D

Analysis Method: 8260C | Date Collected: 06/11/2015 10:06

Sample wt/vol: 5(mL) | Date Analyzed: 06/19/2015 05:04

Soil Aliquot Vol: | Dilution Factor: 1

Soil Extract Vol.: | GC Column: DB-624 ID: 0.18(mm)

% Moisture: | Level: (low/med) Low

Analysis Batch No.: 185753 | Units: ug/L

CAS NO.	COMPOUND NAME	RESULT	Q	RL	MDL
67-66-3	Chloroform	1.0	U	1.0	0.25
74-87-3	Chloromethane	1.0	U	1.0	0.44
156-59-2	cis-1,2-Dichloroethene	1.0		1.0	0.26
10061-01-5	cis-1,3-Dichloropropene	1.0	U	1.0	0.46
87-68-3	Hexachlorobutadiene	1.0	U	1.0	0.35
74-95-3	Dibromomethane	1.0	U	1.0	0.42
75-27-4	Bromodichloromethane	1.0	U	1.0	0.29
75-71-8	Dichlorodifluoromethane	1.0	U	1.0	0.32
100-41-4	Ethylbenzene	1.0	U	1.0	0.25
106-93-4	1,2-Dibromoethane	1.0	U	1.0	0.32
108-20-3	Diisopropyl ether	5.0	U	5.0	0.50
91-20-3	Naphthalene	1.0	U	1.0	0.45
179601-23-1	m-Xylene & p-Xylene	2.0	U	2.0	0.24
104-51-8	n-Butylbenzene	1.0	U	1.0	0.31
98-82-8	Isopropylbenzene	1.0	U	1.0	0.35
103-65-1	n-Propylbenzene	1.0	U	1.0	0.40
78-93-3	2-Butanone	5.0	U	5.0	0.53
108-10-1	4-Methyl-2-pentanone	5.0	U	5.0	0.99
135-98-8	sec-Butylbenzene	1.0	U	1.0	0.48
1634-04-4	Methyl tert-butyl ether	1.0	U	1.0	0.20
994-05-8	Tert-amyl-methyl ether (TAME)	5.0	U	5.0	0.30
75-09-2	Methylene Chloride	1.0	U	1.0	0.33
95-47-6	o-Xylene	1.0	U	1.0	0.25
100-42-5	Styrene	1.0	U	1.0	0.45
637-92-3	Ethyl-t-butyl ether (ETBE)	5.0	U	5.0	0.23
98-06-6	tert-Butylbenzene	1.0	U	1.0	0.41
127-18-4	Tetrachloroethene	1.0	U	1.0	0.31
108-88-3	Toluene	1.0	U	1.0	0.23
156-60-5	trans-1,2-Dichloroethene	1.0	U	1.0	0.30
10061-02-6	trans-1,3-Dichloropropene	1.0	U	1.0	0.56
79-01-6	Trichloroethene	1.4		1.0	0.22
75-69-4	Trichlorofluoromethane	1.0	U	1.0	0.49
108-05-4	Vinyl acetate	2.0	U	2.0	0.41
75-01-4	Vinyl chloride	0.46	J	0.50	0.29
75-65-0	tert-Butyl alcohol	20	U	20	4.9
1330-20-7	Xylenes, Total	2.0	U	2.0	0.52

FORM I
GC/MS VOA ORGANICS ANALYSIS DATA SHEET

Lab Name: TestAmerica Canton | Job No.: 240-51914-1

SDG No.:

Client Sample ID: MSA-SW43D-061115 | Lab Sample ID: 240-51914-28

Matrix: Water | Lab File ID: UXX9482.D

Analysis Method: 8260C | Date Collected: 06/11/2015 10:06

Sample wt/vol: 5(mL) | Date Analyzed: 06/19/2015 05:04

Soil Aliquot Vol: | Dilution Factor: 1

Soil Extract Vol.: | GC Column: DB-624 ID: 0.18(mm)

% Moisture: | Level: (low/med) Low

Analysis Batch No.: 185753 | Units: ug/L

CAS NO.	COMPOUND NAME	RESULT	Q	RL	MDL
124-48-1	Dibromochloromethane	1.0	U	1.0	0.43

CAS NO.	SURROGATE	%REC	Q	LIMITS
17060-07-0	1,2-Dichloroethane-d4 (Surr)	87		63-129
460-00-4	4-Bromofluorobenzene (Surr)	75		66-120
2037-26-5	Toluene-d8 (Surr)	93		74-120
1868-53-7	Dibromofluoromethane (Surr)	90		75-121

FORM I
GC/MS VOA ORGANICS ANALYSIS DATA SHEET
TENTATIVELY IDENTIFIED COMPOUNDS

Lab Name: TestAmerica Canton Job No.: 240-51914-1

SDG No.:

Client Sample ID: MSA-SW43D-061115 Lab Sample ID: 240-51914-28

Matrix: Water Lab File ID: UXX9482.D

Analysis Method: 8260C Date Collected: 06/11/2015 10:06

Sample wt/vol: 5(mL) Date Analyzed: 06/19/2015 05:04

Soil Aliquot Vol: Dilution Factor: 1

Soil Extract Vol.: GC Column: DB-624 ID: 0.18(mm)

% Moisture: Level: (low/med) Low

Analysis Batch No.: 185753 Units: ug/L

Number TICs Found: 0 TIC Result Total: 0

CAS NO.	COMPOUND NAME	RT	RESULT	Q
	Tentatively Identified Compound		None	

FORM I-TIC 8260C

FORM I
GC/MS VOA ORGANICS ANALYSIS DATA SHEET
TARGETED TENATIVELY IDENTIFIED COMPOUNDS

Lab Name: TestAmerica Canton Job No.: 240-51914-1

SDG No.:

Client Sample ID: MSA-SW43D-061115 Lab Sample ID: 240-51914-28

Matrix: Water Lab File ID: UXX9482.D

Analysis Method: 8260C Date Collected: 06/11/2015 10:06

Sample wt/vol: 5(mL) Date Analyzed: 06/19/2015 05:04

Soil Aliquot Vol: Dilution Factor: 1

Soil Extract Vol.: GC Column: DB-624 ID: 0.18(mm)

% Moisture: Level: (low/med) Low

Analysis Batch No.: 185753 Units: ug/L

CAS NO.	COMPOUND NAME	RT	RESULT	Q
75-45-6	Chlorodifluoromethane TIC		1.0	U

FORM I-TIC 8260C

FORM I
GC/MS VOA ORGANICS ANALYSIS DATA SHEET

Lab Name: TestAmerica Canton | Job No.: 240-51914-1

SDG No.:

Client Sample ID: MSA-SW44A-061115 | Lab Sample ID: 240-51914-29

Matrix: Water | Lab File ID: UXX9483.D

Analysis Method: 8260C | Date Collected: 06/11/2015 09:34

Sample wt/vol: 5(mL) | Date Analyzed: 06/19/2015 05:26

Soil Aliquot Vol: | Dilution Factor: 1

Soil Extract Vol.: | GC Column: DB-624 ID: 0.18(mm)

% Moisture: | Level: (low/med) Low

Analysis Batch No.: 185753 | Units: ug/L

CAS NO.	COMPOUND NAME	RESULT	Q	RL	MDL
630-20-6	1,1,1,2-Tetrachloroethane	1.0	U	1.0	0.28
71-55-6	1,1,1-Trichloroethane	1.0	U	1.0	0.44
79-34-5	1,1,2,2-Tetrachloroethane	1.0	U	1.0	0.22
76-13-1	1,1,2-Trichloro-1,2,2-trichfluoroethane	1.0	U	1.0	0.45
75-34-3	1,1-Dichloroethane	1.0	U	1.0	0.30
75-35-4	1,1-Dichloroethene	1.0	U	1.0	0.45
563-58-6	1,1-Dichloropropene	1.0	U	1.0	0.42
87-61-6	1,2,3-Trichlorobenzene	1.0	U	1.0	0.37
96-18-4	1,2,3-Trichloropropane	1.0	U	1.0	0.44
526-73-8	1,2,3-Trimethylbenzene	5.0	U	5.0	0.47
120-82-1	1,2,4-Trichlorobenzene	1.0	U	1.0	0.32
95-63-6	1,2,4-Trimethylbenzene	1.0	U	1.0	0.41
96-12-8	1,2-Dibromo-3-Chloropropane	5.0	U	5.0	0.82
95-50-1	1,2-Dichlorobenzene	1.0	U	1.0	0.25
107-06-2	1,2-Dichloroethane	1.0	U	1.0	0.23
78-87-5	1,2-Dichloropropane	1.0	U	1.0	0.25
541-73-1	1,3-Dichlorobenzene	1.0	U	1.0	0.19
142-28-9	1,3-Dichloropropane	1.0	U	1.0	0.19
106-46-7	1,4-Dichlorobenzene	1.0	U	1.0	0.27
594-20-7	2,2-Dichloropropane	1.0	U	1.0	0.26
110-75-8	2-Chloroethyl vinyl ether	10	U	10	0.59
95-49-8	2-Chlorotoluene	1.0	U	1.0	0.40
591-78-6	2-Hexanone	5.0	U	5.0	0.48
108-86-1	Bromobenzene	1.0	U	1.0	0.35
74-97-5	Bromochloromethane	1.0	U	1.0	0.50
106-43-4	4-Chlorotoluene	1.0	U	1.0	0.29
99-87-6	p-Isopropyltoluene	1.0	U	1.0	0.43
67-64-1	Acetone	5.0	U	5.0	0.94
71-43-2	Benzene	1.0	U	1.0	0.35
75-25-2	Bromoform	1.0	U	1.0	0.56
74-83-9	Bromomethane	1.0	U	1.0	0.44
75-15-0	Carbon disulfide	1.0	U	1.0	0.38
56-23-5	Carbon tetrachloride	1.0	U	1.0	0.43
108-90-7	Chlorobenzene	1.0	U	1.0	0.25
75-00-3	Chloroethane	1.0	U	1.0	0.32

FORM I
GC/MS VOA ORGANICS ANALYSIS DATA SHEET

Lab Name: TestAmerica Canton | Job No.: 240-51914-1

SDG No.:

Client Sample ID: MSA-SW44A-061115 | Lab Sample ID: 240-51914-29

Matrix: Water | Lab File ID: UXX9483.D

Analysis Method: 8260C | Date Collected: 06/11/2015 09:34

Sample wt/vol: 5(mL) | Date Analyzed: 06/19/2015 05:26

Soil Aliquot Vol: | Dilution Factor: 1

Soil Extract Vol.: | GC Column: DB-624 ID: 0.18(mm)

% Moisture: | Level: (low/med) Low

Analysis Batch No.: 185753 | Units: ug/L

CAS NO.	COMPOUND NAME	RESULT	Q	RL	MDL
67-66-3	Chloroform	1.0	U	1.0	0.25
74-87-3	Chloromethane	1.0	U	1.0	0.44
156-59-2	cis-1,2-Dichloroethene	0.34	J	1.0	0.26
10061-01-5	cis-1,3-Dichloropropene	1.0	U	1.0	0.46
87-68-3	Hexachlorobutadiene	1.0	U	1.0	0.35
74-95-3	Dibromomethane	1.0	U	1.0	0.42
75-27-4	Bromodichloromethane	1.0	U	1.0	0.29
75-71-8	Dichlorodifluoromethane	1.0	U	1.0	0.32
100-41-4	Ethylbenzene	1.0	U	1.0	0.25
106-93-4	1,2-Dibromoethane	1.0	U	1.0	0.32
108-20-3	Diisopropyl ether	5.0	U	5.0	0.50
91-20-3	Naphthalene	1.0	U	1.0	0.45
179601-23-1	m-Xylene & p-Xylene	2.0	U	2.0	0.24
104-51-8	n-Butylbenzene	1.0	U	1.0	0.31
98-82-8	Isopropylbenzene	1.0	U	1.0	0.35
103-65-1	n-Propylbenzene	1.0	U	1.0	0.40
78-93-3	2-Butanone	5.0	U	5.0	0.53
108-10-1	4-Methyl-2-pentanone	5.0	U	5.0	0.99
135-98-8	sec-Butylbenzene	1.0	U	1.0	0.48
1634-04-4	Methyl tert-butyl ether	1.0	U	1.0	0.20
994-05-8	Tert-amyl-methyl ether (TAME)	5.0	U	5.0	0.30
75-09-2	Methylene Chloride	1.0	U	1.0	0.33
95-47-6	o-Xylene	1.0	U	1.0	0.25
100-42-5	Styrene	1.0	U	1.0	0.45
637-92-3	Ethyl-t-butyl ether (ETBE)	5.0	U	5.0	0.23
98-06-6	tert-Butylbenzene	1.0	U	1.0	0.41
127-18-4	Tetrachloroethene	1.0	U	1.0	0.31
108-88-3	Toluene	1.0	U	1.0	0.23
156-60-5	trans-1,2-Dichloroethene	1.0	U	1.0	0.30
10061-02-6	trans-1,3-Dichloropropene	1.0	U	1.0	0.56
79-01-6	Trichloroethene	0.75	J	1.0	0.22
75-69-4	Trichlorofluoromethane	1.0	U	1.0	0.49
108-05-4	Vinyl acetate	2.0	U	2.0	0.41
75-01-4	Vinyl chloride	0.50	U	0.50	0.29
75-65-0	tert-Butyl alcohol	20	U	20	4.9
1330-20-7	Xylenes, Total	2.0	U	2.0	0.52

FORM I
GC/MS VOA ORGANICS ANALYSIS DATA SHEET

Lab Name: TestAmerica Canton | Job No.: 240-51914-1

SDG No.:

Client Sample ID: MSA-SW44A-061115 | Lab Sample ID: 240-51914-29

Matrix: Water | Lab File ID: UXX9483.D

Analysis Method: 8260C | Date Collected: 06/11/2015 09:34

Sample wt/vol: 5(mL) | Date Analyzed: 06/19/2015 05:26

Soil Aliquot Vol: | Dilution Factor: 1

Soil Extract Vol.: | GC Column: DB-624 ID: 0.18(mm)

% Moisture: | Level: (low/med) Low

Analysis Batch No.: 185753 | Units: ug/L

CAS NO.	COMPOUND NAME	RESULT	Q	RL	MDL
124-48-1	Dibromochloromethane	1.0	U	1.0	0.43

CAS NO.	SURROGATE	%REC	Q	LIMITS
17060-07-0	1,2-Dichloroethane-d4 (Surr)	85		63-129
460-00-4	4-Bromofluorobenzene (Surr)	76		66-120
2037-26-5	Toluene-d8 (Surr)	92		74-120
1868-53-7	Dibromofluoromethane (Surr)	90		75-121

FORM I
GC/MS VOA ORGANICS ANALYSIS DATA SHEET
TENTATIVELY IDENTIFIED COMPOUNDS

Lab Name: TestAmerica Canton Job No.: 240-51914-1

SDG No.:

Client Sample ID: MSA-SW44A-061115 Lab Sample ID: 240-51914-29

Matrix: Water Lab File ID: UXX9483.D

Analysis Method: 8260C Date Collected: 06/11/2015 09:34

Sample wt/vol: 5(mL) Date Analyzed: 06/19/2015 05:26

Soil Aliquot Vol: Dilution Factor: 1

Soil Extract Vol.: GC Column: DB-624 ID: 0.18(mm)

% Moisture: Level: (low/med) Low

Analysis Batch No.: 185753 Units: ug/L

Number TICs Found: 1 TIC Result Total: 0.59

CAS NO.	COMPOUND NAME	RT	RESULT	Q
108-11-2	2-Pentanol, 4-methyl-	3.20	0.59	T J N

FORM I-TIC 8260C

FORM I
GC/MS VOA ORGANICS ANALYSIS DATA SHEET
TARGETED TENATIVELY IDENTIFIED COMPOUNDS

Lab Name: TestAmerica Canton Job No.: 240-51914-1

SDG No.:

Client Sample ID: MSA-SW44A-061115 Lab Sample ID: 240-51914-29

Matrix: Water Lab File ID: UXX9483.D

Analysis Method: 8260C Date Collected: 06/11/2015 09:34

Sample wt/vol: 5(mL) Date Analyzed: 06/19/2015 05:26

Soil Aliquot Vol: Dilution Factor: 1

Soil Extract Vol.: GC Column: DB-624 ID: 0.18(mm)

% Moisture: Level: (low/med) Low

Analysis Batch No.: 185753 Units: ug/L

CAS NO.	COMPOUND NAME	RT	RESULT	Q
75-45-6	Chlorodifluoromethane TIC		1.0	U

FORM I-TIC 8260C

FORM I
GC/MS VOA ORGANICS ANALYSIS DATA SHEET

Lab Name: TestAmerica Canton | Job No.: 240-51914-1
SDG No.:
Client Sample ID: MSA-SW44B-061115 | Lab Sample ID: 240-51914-30
Matrix: Water | Lab File ID: UXX9484.D
Analysis Method: 8260C | Date Collected: 06/11/2015 09:39
Sample wt/vol: 5(mL) | Date Analyzed: 06/19/2015 05:48
Soil Aliquot Vol: | Dilution Factor: 1
Soil Extract Vol.: | GC Column: DB-624 ID: 0.18(mm)
% Moisture: | Level: (low/med) Low
Analysis Batch No.: 185753 | Units: ug/L

CAS NO.	COMPOUND NAME	RESULT	Q	RL	MDL
630-20-6	1,1,1,2-Tetrachloroethane	1.0	U	1.0	0.28
71-55-6	1,1,1-Trichloroethane	1.0	U	1.0	0.44
79-34-5	1,1,2,2-Tetrachloroethane	1.0	U	1.0	0.22
76-13-1	1,1,2-Trichloro-1,2,2-trichfluoroethane	1.0	U	1.0	0.45
75-34-3	1,1-Dichloroethane	1.0	U	1.0	0.30
75-35-4	1,1-Dichloroethene	1.0	U	1.0	0.45
563-58-6	1,1-Dichloropropene	1.0	U	1.0	0.42
87-61-6	1,2,3-Trichlorobenzene	1.0	U	1.0	0.37
96-18-4	1,2,3-Trichloropropane	1.0	U	1.0	0.44
526-73-8	1,2,3-Trimethylbenzene	5.0	U	5.0	0.47
120-82-1	1,2,4-Trichlorobenzene	1.0	U	1.0	0.32
95-63-6	1,2,4-Trimethylbenzene	1.0	U	1.0	0.41
96-12-8	1,2-Dibromo-3-Chloropropane	5.0	U	5.0	0.82
95-50-1	1,2-Dichlorobenzene	1.0	U	1.0	0.25
107-06-2	1,2-Dichloroethane	1.0	U	1.0	0.23
78-87-5	1,2-Dichloropropane	1.0	U	1.0	0.25
541-73-1	1,3-Dichlorobenzene	1.0	U	1.0	0.19
142-28-9	1,3-Dichloropropane	1.0	U	1.0	0.19
106-46-7	1,4-Dichlorobenzene	1.0	U	1.0	0.27
594-20-7	2,2-Dichloropropane	1.0	U	1.0	0.26
110-75-8	2-Chloroethyl vinyl ether	10	U	10	0.59
95-49-8	2-Chlorotoluene	1.0	U	1.0	0.40
591-78-6	2-Hexanone	5.0	U	5.0	0.48
108-86-1	Bromobenzene	1.0	U	1.0	0.35
74-97-5	Bromochloromethane	1.0	U	1.0	0.50
106-43-4	4-Chlorotoluene	1.0	U	1.0	0.29
99-87-6	p-Isopropyltoluene	1.0	U	1.0	0.43
67-64-1	Acetone	5.0	U	5.0	0.94
71-43-2	Benzene	1.0	U	1.0	0.35
75-25-2	Bromoform	1.0	U	1.0	0.56
74-83-9	Bromomethane	1.0	U	1.0	0.44
75-15-0	Carbon disulfide	1.0	U	1.0	0.38
56-23-5	Carbon tetrachloride	1.0	U	1.0	0.43
108-90-7	Chlorobenzene	1.0	U	1.0	0.25
75-00-3	Chloroethane	1.0	U	1.0	0.32

FORM I
GC/MS VOA ORGANICS ANALYSIS DATA SHEET

Lab Name: TestAmerica Canton | Job No.: 240-51914-1

SDG No.:

Client Sample ID: MSA-SW44B-061115 | Lab Sample ID: 240-51914-30

Matrix: Water | Lab File ID: UXX9484.D

Analysis Method: 8260C | Date Collected: 06/11/2015 09:39

Sample wt/vol: 5(mL) | Date Analyzed: 06/19/2015 05:48

Soil Aliquot Vol: | Dilution Factor: 1

Soil Extract Vol.: | GC Column: DB-624 ID: 0.18(mm)

% Moisture: | Level: (low/med) Low

Analysis Batch No.: 185753 | Units: ug/L

CAS NO.	COMPOUND NAME	RESULT	Q	RL	MDL
67-66-3	Chloroform	1.0	U	1.0	0.25
74-87-3	Chloromethane	1.0	U	1.0	0.44
156-59-2	cis-1,2-Dichloroethene	0.33	J	1.0	0.26
10061-01-5	cis-1,3-Dichloropropene	1.0	U	1.0	0.46
87-68-3	Hexachlorobutadiene	1.0	U	1.0	0.35
74-95-3	Dibromomethane	1.0	U	1.0	0.42
75-27-4	Bromodichloromethane	1.0	U	1.0	0.29
75-71-8	Dichlorodifluoromethane	1.0	U	1.0	0.32
100-41-4	Ethylbenzene	1.0	U	1.0	0.25
106-93-4	1,2-Dibromoethane	1.0	U	1.0	0.32
108-20-3	Diisopropyl ether	5.0	U	5.0	0.50
91-20-3	Naphthalene	1.0	U	1.0	0.45
179601-23-1	m-Xylene & p-Xylene	2.0	U	2.0	0.24
104-51-8	n-Butylbenzene	1.0	U	1.0	0.31
98-82-8	Isopropylbenzene	1.0	U	1.0	0.35
103-65-1	n-Propylbenzene	1.0	U	1.0	0.40
78-93-3	2-Butanone	5.0	U	5.0	0.53
108-10-1	4-Methyl-2-pentanone	5.0	U	5.0	0.99
135-98-8	sec-Butylbenzene	1.0	U	1.0	0.48
1634-04-4	Methyl tert-butyl ether	1.0	U	1.0	0.20
994-05-8	Tert-amyl-methyl ether (TAME)	5.0	U	5.0	0.30
75-09-2	Methylene Chloride	1.0	U	1.0	0.33
95-47-6	o-Xylene	0.25	J	1.0	0.25
100-42-5	Styrene	1.0	U	1.0	0.45
637-92-3	Ethyl-t-butyl ether (ETBE)	5.0	U	5.0	0.23
98-06-6	tert-Butylbenzene	1.0	U	1.0	0.41
127-18-4	Tetrachloroethene	1.0	U	1.0	0.31
108-88-3	Toluene	1.0	U	1.0	0.23
156-60-5	trans-1,2-Dichloroethene	1.0	U	1.0	0.30
10061-02-6	trans-1,3-Dichloropropene	1.0	U	1.0	0.56
79-01-6	Trichloroethene	0.80	J	1.0	0.22
75-69-4	Trichlorofluoromethane	1.0	U	1.0	0.49
108-05-4	Vinyl acetate	2.0	U	2.0	0.41
75-01-4	Vinyl chloride	0.50	U	0.50	0.29
75-65-0	tert-Butyl alcohol	20	U	20	4.9
1330-20-7	Xylenes, Total	2.0	U	2.0	0.52

FORM I
GC/MS VOA ORGANICS ANALYSIS DATA SHEET

Lab Name: TestAmerica Canton | Job No.: 240-51914-1

SDG No.:

Client Sample ID: MSA-SW44B-061115 | Lab Sample ID: 240-51914-30

Matrix: Water | Lab File ID: UXX9484.D

Analysis Method: 8260C | Date Collected: 06/11/2015 09:39

Sample wt/vol: 5(mL) | Date Analyzed: 06/19/2015 05:48

Soil Aliquot Vol: | Dilution Factor: 1

Soil Extract Vol.: | GC Column: DB-624 ID: 0.18(mm)

% Moisture: | Level: (low/med) Low

Analysis Batch No.: 185753 | Units: ug/L

CAS NO.	COMPOUND NAME	RESULT	Q	RL	MDL
124-48-1	Dibromochloromethane	1.0	U	1.0	0.43

CAS NO.	SURROGATE	%REC	Q	LIMITS
17060-07-0	1,2-Dichloroethane-d4 (Surr)	86		63-129
460-00-4	4-Bromofluorobenzene (Surr)	76		66-120
2037-26-5	Toluene-d8 (Surr)	93		74-120
1868-53-7	Dibromofluoromethane (Surr)	88		75-121

FORM I
GC/MS VOA ORGANICS ANALYSIS DATA SHEET
TENTATIVELY IDENTIFIED COMPOUNDS

Lab Name: TestAmerica Canton Job No.: 240-51914-1

SDG No.:

Client Sample ID: MSA-SW44B-061115 Lab Sample ID: 240-51914-30

Matrix: Water Lab File ID: UXX9484.D

Analysis Method: 8260C Date Collected: 06/11/2015 09:39

Sample wt/vol: 5(mL) Date Analyzed: 06/19/2015 05:48

Soil Aliquot Vol: Dilution Factor: 1

Soil Extract Vol.: GC Column: DB-624 ID: 0.18(mm)

% Moisture: Level: (low/med) Low

Analysis Batch No.: 185753 Units: ug/L

Number TICs Found: 0 TIC Result Total: 0

CAS NO.	COMPOUND NAME	RT	RESULT	Q
	Tentatively Identified Compound		None	

FORM I-TIC 8260C

FORM I
GC/MS VOA ORGANICS ANALYSIS DATA SHEET
TARGETED TENATIVELY IDENTIFIED COMPOUNDS

Lab Name: TestAmerica Canton Job No.: 240-51914-1

SDG No.:

Client Sample ID: MSA-SW44B-061115 Lab Sample ID: 240-51914-30

Matrix: Water Lab File ID: UXX9484.D

Analysis Method: 8260C Date Collected: 06/11/2015 09:39

Sample wt/vol: 5(mL) Date Analyzed: 06/19/2015 05:48

Soil Aliquot Vol: Dilution Factor: 1

Soil Extract Vol.: GC Column: DB-624 ID: 0.18(mm)

% Moisture: Level: (low/med) Low

Analysis Batch No.: 185753 Units: ug/L

CAS NO.	COMPOUND NAME	RT	RESULT	Q
75-45-6	Chlorodifluoromethane TIC		1.0	U

FORM I-TIC 8260C

FORM I
GC/MS VOA ORGANICS ANALYSIS DATA SHEET

Lab Name: TestAmerica Canton | Job No.: 240-51914-1
SDG No.:
Client Sample ID: MSA-SW44C-061115 | Lab Sample ID: 240-51914-31
Matrix: Water | Lab File ID: UXX9485.D
Analysis Method: 8260C | Date Collected: 06/11/2015 09:43
Sample wt/vol: 5(mL) | Date Analyzed: 06/19/2015 06:11
Soil Aliquot Vol: | Dilution Factor: 1
Soil Extract Vol.: | GC Column: DB-624 ID: 0.18(mm)
% Moisture: | Level: (low/med) Low
Analysis Batch No.: 185753 | Units: ug/L

CAS NO.	COMPOUND NAME	RESULT	Q	RL	MDL
630-20-6	1,1,1,2-Tetrachloroethane	1.0	U	1.0	0.28
71-55-6	1,1,1-Trichloroethane	1.0	U	1.0	0.44
79-34-5	1,1,2,2-Tetrachloroethane	1.0	U	1.0	0.22
76-13-1	1,1,2-Trichloro-1,2,2-trichfluoroethane	1.0	U	1.0	0.45
75-34-3	1,1-Dichloroethane	1.0	U	1.0	0.30
75-35-4	1,1-Dichloroethene	1.0	U	1.0	0.45
563-58-6	1,1-Dichloropropene	1.0	U	1.0	0.42
87-61-6	1,2,3-Trichlorobenzene	1.0	U	1.0	0.37
96-18-4	1,2,3-Trichloropropane	1.0	U	1.0	0.44
526-73-8	1,2,3-Trimethylbenzene	5.0	U	5.0	0.47
120-82-1	1,2,4-Trichlorobenzene	1.0	U	1.0	0.32
95-63-6	1,2,4-Trimethylbenzene	1.0	U	1.0	0.41
96-12-8	1,2-Dibromo-3-Chloropropane	5.0	U	5.0	0.82
95-50-1	1,2-Dichlorobenzene	1.0	U	1.0	0.25
107-06-2	1,2-Dichloroethane	1.0	U	1.0	0.23
78-87-5	1,2-Dichloropropane	1.0	U	1.0	0.25
541-73-1	1,3-Dichlorobenzene	1.0	U	1.0	0.19
142-28-9	1,3-Dichloropropane	1.0	U	1.0	0.19
106-46-7	1,4-Dichlorobenzene	1.0	U	1.0	0.27
594-20-7	2,2-Dichloropropane	1.0	U	1.0	0.26
110-75-8	2-Chloroethyl vinyl ether	10	U	10	0.59
95-49-8	2-Chlorotoluene	1.0	U	1.0	0.40
591-78-6	2-Hexanone	5.0	U	5.0	0.48
108-86-1	Bromobenzene	1.0	U	1.0	0.35
74-97-5	Bromochloromethane	1.0	U	1.0	0.50
106-43-4	4-Chlorotoluene	1.0	U	1.0	0.29
99-87-6	p-Isopropyltoluene	1.0	U	1.0	0.43
67-64-1	Acetone	5.0	U	5.0	0.94
71-43-2	Benzene	1.0	U	1.0	0.35
75-25-2	Bromoform	1.0	U	1.0	0.56
74-83-9	Bromomethane	1.0	U	1.0	0.44
75-15-0	Carbon disulfide	1.0	U	1.0	0.38
56-23-5	Carbon tetrachloride	1.0	U	1.0	0.43
108-90-7	Chlorobenzene	1.0	U	1.0	0.25
75-00-3	Chloroethane	1.0	U	1.0	0.32

FORM I
GC/MS VOA ORGANICS ANALYSIS DATA SHEET

Lab Name: TestAmerica Canton | Job No.: 240-51914-1

SDG No.:

Client Sample ID: MSA-SW44C-061115 | Lab Sample ID: 240-51914-31

Matrix: Water | Lab File ID: UXX9485.D

Analysis Method: 8260C | Date Collected: 06/11/2015 09:43

Sample wt/vol: 5(mL) | Date Analyzed: 06/19/2015 06:11

Soil Aliquot Vol: | Dilution Factor: 1

Soil Extract Vol.: | GC Column: DB-624 ID: 0.18(mm)

% Moisture: | Level: (low/med) Low

Analysis Batch No.: 185753 | Units: ug/L

CAS NO.	COMPOUND NAME	RESULT	Q	RL	MDL
67-66-3	Chloroform	1.0	U	1.0	0.25
74-87-3	Chloromethane	1.0	U	1.0	0.44
156-59-2	cis-1,2-Dichloroethene	0.38	J	1.0	0.26
10061-01-5	cis-1,3-Dichloropropene	1.0	U	1.0	0.46
87-68-3	Hexachlorobutadiene	1.0	U	1.0	0.35
74-95-3	Dibromomethane	1.0	U	1.0	0.42
75-27-4	Bromodichloromethane	1.0	U	1.0	0.29
75-71-8	Dichlorodifluoromethane	1.0	U	1.0	0.32
100-41-4	Ethylbenzene	1.0	U	1.0	0.25
106-93-4	1,2-Dibromoethane	1.0	U	1.0	0.32
108-20-3	Diisopropyl ether	5.0	U	5.0	0.50
91-20-3	Naphthalene	1.0	U	1.0	0.45
179601-23-1	m-Xylene & p-Xylene	2.0	U	2.0	0.24
104-51-8	n-Butylbenzene	1.0	U	1.0	0.31
98-82-8	Isopropylbenzene	1.0	U	1.0	0.35
103-65-1	n-Propylbenzene	1.0	U	1.0	0.40
78-93-3	2-Butanone	5.0	U	5.0	0.53
108-10-1	4-Methyl-2-pentanone	5.0	U	5.0	0.99
135-98-8	sec-Butylbenzene	1.0	U	1.0	0.48
1634-04-4	Methyl tert-butyl ether	1.0	U	1.0	0.20
994-05-8	Tert-amyl-methyl ether (TAME)	5.0	U	5.0	0.30
75-09-2	Methylene Chloride	1.0	U	1.0	0.33
95-47-6	o-Xylene	1.0	U	1.0	0.25
100-42-5	Styrene	1.0	U	1.0	0.45
637-92-3	Ethyl-t-butyl ether (ETBE)	5.0	U	5.0	0.23
98-06-6	tert-Butylbenzene	1.0	U	1.0	0.41
127-18-4	Tetrachloroethene	1.0	U	1.0	0.31
108-88-3	Toluene	1.0	U	1.0	0.23
156-60-5	trans-1,2-Dichloroethene	1.0	U	1.0	0.30
10061-02-6	trans-1,3-Dichloropropene	1.0	U	1.0	0.56
79-01-6	Trichloroethene	0.82	J	1.0	0.22
75-69-4	Trichlorofluoromethane	1.0	U	1.0	0.49
108-05-4	Vinyl acetate	2.0	U	2.0	0.41
75-01-4	Vinyl chloride	0.50	U	0.50	0.29
75-65-0	tert-Butyl alcohol	20	U	20	4.9
1330-20-7	Xylenes, Total	2.0	U	2.0	0.52

FORM I
GC/MS VOA ORGANICS ANALYSIS DATA SHEET

Lab Name: TestAmerica Canton | Job No.: 240-51914-1

SDG No.:

Client Sample ID: MSA-SW44C-061115 | Lab Sample ID: 240-51914-31

Matrix: Water | Lab File ID: UXX9485.D

Analysis Method: 8260C | Date Collected: 06/11/2015 09:43

Sample wt/vol: 5(mL) | Date Analyzed: 06/19/2015 06:11

Soil Aliquot Vol: | Dilution Factor: 1

Soil Extract Vol.: | GC Column: DB-624 ID: 0.18(mm)

% Moisture: | Level: (low/med) Low

Analysis Batch No.: 185753 | Units: ug/L

CAS NO.	COMPOUND NAME	RESULT	Q	RL	MDL
124-48-1	Dibromochloromethane	1.0	U	1.0	0.43

CAS NO.	SURROGATE	%REC	Q	LIMITS
17060-07-0	1,2-Dichloroethane-d4 (Surr)	86		63-129
460-00-4	4-Bromofluorobenzene (Surr)	77		66-120
2037-26-5	Toluene-d8 (Surr)	95		74-120
1868-53-7	Dibromofluoromethane (Surr)	90		75-121

FORM I
GC/MS VOA ORGANICS ANALYSIS DATA SHEET
TENTATIVELY IDENTIFIED COMPOUNDS

Lab Name: TestAmerica Canton Job No.: 240-51914-1

SDG No.:

Client Sample ID: MSA-SW44C-061115 Lab Sample ID: 240-51914-31

Matrix: Water Lab File ID: UXX9485.D

Analysis Method: 8260C Date Collected: 06/11/2015 09:43

Sample wt/vol: 5(mL) Date Analyzed: 06/19/2015 06:11

Soil Aliquot Vol: Dilution Factor: 1

Soil Extract Vol.: GC Column: DB-624 ID: 0.18(mm)

% Moisture: Level: (low/med) Low

Analysis Batch No.: 185753 Units: ug/L

Number TICs Found: 0 TIC Result Total: 0

CAS NO.	COMPOUND NAME	RT	RESULT	Q
	Tentatively Identified Compound		None	

FORM I-TIC 8260C

FORM I
GC/MS VOA ORGANICS ANALYSIS DATA SHEET
TARGETED TENATIVELY IDENTIFIED COMPOUNDS

Lab Name: TestAmerica Canton Job No.: 240-51914-1

SDG No.:

Client Sample ID: MSA-SW44C-061115 Lab Sample ID: 240-51914-31

Matrix: Water Lab File ID: UXX9485.D

Analysis Method: 8260C Date Collected: 06/11/2015 09:43

Sample wt/vol: 5(mL) Date Analyzed: 06/19/2015 06:11

Soil Aliquot Vol: Dilution Factor: 1

Soil Extract Vol.: GC Column: DB-624 ID: 0.18(mm)

% Moisture: Level: (low/med) Low

Analysis Batch No.: 185753 Units: ug/L

CAS NO.	COMPOUND NAME	RT	RESULT	Q
75-45-6	Chlorodifluoromethane TIC		1.0	U

FORM I-TIC 8260C

FORM I
GC/MS VOA ORGANICS ANALYSIS DATA SHEET

Lab Name: TestAmerica Canton | Job No.: 240-51914-1
SDG No.:
Client Sample ID: MSA-SW44D-061115 | Lab Sample ID: 240-51914-32
Matrix: Water | Lab File ID: UXX9486.D
Analysis Method: 8260C | Date Collected: 06/11/2015 09:46
Sample wt/vol: 5(mL) | Date Analyzed: 06/19/2015 06:33
Soil Aliquot Vol: | Dilution Factor: 1
Soil Extract Vol.: | GC Column: DB-624 ID: 0.18(mm)
% Moisture: | Level: (low/med) Low
Analysis Batch No.: 185753 | Units: ug/L

CAS NO.	COMPOUND NAME	RESULT	Q	RL	MDL
630-20-6	1,1,1,2-Tetrachloroethane	1.0	U	1.0	0.28
71-55-6	1,1,1-Trichloroethane	1.0	U	1.0	0.44
79-34-5	1,1,2,2-Tetrachloroethane	1.0	U	1.0	0.22
76-13-1	1,1,2-Trichloro-1,2,2-trichfluoroethane	1.0	U	1.0	0.45
75-34-3	1,1-Dichloroethane	1.0	U	1.0	0.30
75-35-4	1,1-Dichloroethene	1.0	U	1.0	0.45
563-58-6	1,1-Dichloropropene	1.0	U	1.0	0.42
87-61-6	1,2,3-Trichlorobenzene	1.0	U	1.0	0.37
96-18-4	1,2,3-Trichloropropane	1.0	U	1.0	0.44
526-73-8	1,2,3-Trimethylbenzene	5.0	U	5.0	0.47
120-82-1	1,2,4-Trichlorobenzene	1.0	U	1.0	0.32
95-63-6	1,2,4-Trimethylbenzene	1.0	U	1.0	0.41
96-12-8	1,2-Dibromo-3-Chloropropane	5.0	U	5.0	0.82
95-50-1	1,2-Dichlorobenzene	1.0	U	1.0	0.25
107-06-2	1,2-Dichloroethane	1.0	U	1.0	0.23
78-87-5	1,2-Dichloropropane	1.0	U	1.0	0.25
541-73-1	1,3-Dichlorobenzene	1.0	U	1.0	0.19
142-28-9	1,3-Dichloropropane	1.0	U	1.0	0.19
106-46-7	1,4-Dichlorobenzene	1.0	U	1.0	0.27
594-20-7	2,2-Dichloropropane	1.0	U	1.0	0.26
110-75-8	2-Chloroethyl vinyl ether	10	U	10	0.59
95-49-8	2-Chlorotoluene	1.0	U	1.0	0.40
591-78-6	2-Hexanone	5.0	U	5.0	0.48
108-86-1	Bromobenzene	1.0	U	1.0	0.35
74-97-5	Bromochloromethane	1.0	U	1.0	0.50
106-43-4	4-Chlorotoluene	1.0	U	1.0	0.29
99-87-6	p-Isopropyltoluene	1.0	U	1.0	0.43
67-64-1	Acetone	5.0	U	5.0	0.94
71-43-2	Benzene	1.0	U	1.0	0.35
75-25-2	Bromoform	1.0	U	1.0	0.56
74-83-9	Bromomethane	1.0	U	1.0	0.44
75-15-0	Carbon disulfide	1.0	U	1.0	0.38
56-23-5	Carbon tetrachloride	1.0	U	1.0	0.43
108-90-7	Chlorobenzene	1.0	U	1.0	0.25
75-00-3	Chloroethane	1.0	U	1.0	0.32

FORM I
GC/MS VOA ORGANICS ANALYSIS DATA SHEET

Lab Name: TestAmerica Canton | Job No.: 240-51914-1

SDG No.:

Client Sample ID: MSA-SW44D-061115 | Lab Sample ID: 240-51914-32

Matrix: Water | Lab File ID: UXX9486.D

Analysis Method: 8260C | Date Collected: 06/11/2015 09:46

Sample wt/vol: 5(mL) | Date Analyzed: 06/19/2015 06:33

Soil Aliquot Vol: | Dilution Factor: 1

Soil Extract Vol.: | GC Column: DB-624 ID: 0.18(mm)

% Moisture: | Level: (low/med) Low

Analysis Batch No.: 185753 | Units: ug/L

CAS NO.	COMPOUND NAME	RESULT	Q	RL	MDL
67-66-3	Chloroform	1.0	U	1.0	0.25
74-87-3	Chloromethane	1.0	U	1.0	0.44
156-59-2	cis-1,2-Dichloroethene	0.38	J	1.0	0.26
10061-01-5	cis-1,3-Dichloropropene	1.0	U	1.0	0.46
87-68-3	Hexachlorobutadiene	1.0	U	1.0	0.35
74-95-3	Dibromomethane	1.0	U	1.0	0.42
75-27-4	Bromodichloromethane	1.0	U	1.0	0.29
75-71-8	Dichlorodifluoromethane	1.0	U	1.0	0.32
100-41-4	Ethylbenzene	1.0	U	1.0	0.25
106-93-4	1,2-Dibromoethane	1.0	U	1.0	0.32
108-20-3	Diisopropyl ether	5.0	U	5.0	0.50
91-20-3	Naphthalene	1.0	U	1.0	0.45
179601-23-1	m-Xylene & p-Xylene	2.0	U	2.0	0.24
104-51-8	n-Butylbenzene	1.0	U	1.0	0.31
98-82-8	Isopropylbenzene	1.0	U	1.0	0.35
103-65-1	n-Propylbenzene	1.0	U	1.0	0.40
78-93-3	2-Butanone	5.0	U	5.0	0.53
108-10-1	4-Methyl-2-pentanone	5.0	U	5.0	0.99
135-98-8	sec-Butylbenzene	1.0	U	1.0	0.48
1634-04-4	Methyl tert-butyl ether	1.0	U	1.0	0.20
994-05-8	Tert-amyl-methyl ether (TAME)	5.0	U	5.0	0.30
75-09-2	Methylene Chloride	1.0	U	1.0	0.33
95-47-6	o-Xylene	1.0	U	1.0	0.25
100-42-5	Styrene	1.0	U	1.0	0.45
637-92-3	Ethyl-t-butyl ether (ETBE)	5.0	U	5.0	0.23
98-06-6	tert-Butylbenzene	1.0	U	1.0	0.41
127-18-4	Tetrachloroethene	1.0	U	1.0	0.31
108-88-3	Toluene	1.0	U	1.0	0.23
156-60-5	trans-1,2-Dichloroethene	1.0	U	1.0	0.30
10061-02-6	trans-1,3-Dichloropropene	1.0	U	1.0	0.56
79-01-6	Trichloroethene	0.80	J	1.0	0.22
75-69-4	Trichlorofluoromethane	1.0	U	1.0	0.49
108-05-4	Vinyl acetate	2.0	U	2.0	0.41
75-01-4	Vinyl chloride	0.50	U	0.50	0.29
75-65-0	tert-Butyl alcohol	20	U	20	4.9
1330-20-7	Xylenes, Total	2.0	U	2.0	0.52

FORM I
GC/MS VOA ORGANICS ANALYSIS DATA SHEET

Lab Name: TestAmerica Canton | Job No.: 240-51914-1

SDG No.:

Client Sample ID: MSA-SW44D-061115 | Lab Sample ID: 240-51914-32

Matrix: Water | Lab File ID: UXX9486.D

Analysis Method: 8260C | Date Collected: 06/11/2015 09:46

Sample wt/vol: 5(mL) | Date Analyzed: 06/19/2015 06:33

Soil Aliquot Vol: | Dilution Factor: 1

Soil Extract Vol.: | GC Column: DB-624 ID: 0.18(mm)

% Moisture: | Level: (low/med) Low

Analysis Batch No.: 185753 | Units: ug/L

CAS NO.	COMPOUND NAME	RESULT	Q	RL	MDL
124-48-1	Dibromochloromethane	1.0	U	1.0	0.43

CAS NO.	SURROGATE	%REC	Q	LIMITS
17060-07-0	1,2-Dichloroethane-d4 (Surr)	87		63-129
460-00-4	4-Bromofluorobenzene (Surr)	76		66-120
2037-26-5	Toluene-d8 (Surr)	93		74-120
1868-53-7	Dibromofluoromethane (Surr)	91		75-121

FORM I
GC/MS VOA ORGANICS ANALYSIS DATA SHEET
TENTATIVELY IDENTIFIED COMPOUNDS

Lab Name: TestAmerica Canton Job No.: 240-51914-1

SDG No.:

Client Sample ID: MSA-SW44D-061115 Lab Sample ID: 240-51914-32

Matrix: Water Lab File ID: UXX9486.D

Analysis Method: 8260C Date Collected: 06/11/2015 09:46

Sample wt/vol: 5(mL) Date Analyzed: 06/19/2015 06:33

Soil Aliquot Vol: Dilution Factor: 1

Soil Extract Vol.: GC Column: DB-624 ID: 0.18(mm)

% Moisture: Level: (low/med) Low

Analysis Batch No.: 185753 Units: ug/L

Number TICs Found: 0 TIC Result Total: 0

CAS NO.	COMPOUND NAME	RT	RESULT	Q
	Tentatively Identified Compound		None	

FORM I-TIC 8260C

FORM I
GC/MS VOA ORGANICS ANALYSIS DATA SHEET
TARGETED TENATIVELY IDENTIFIED COMPOUNDS

Lab Name: TestAmerica Canton Job No.: 240-51914-1

SDG No.:

Client Sample ID: MSA-SW44D-061115 Lab Sample ID: 240-51914-32

Matrix: Water Lab File ID: UXX9486.D

Analysis Method: 8260C Date Collected: 06/11/2015 09:46

Sample wt/vol: 5(mL) Date Analyzed: 06/19/2015 06:33

Soil Aliquot Vol: Dilution Factor: 1

Soil Extract Vol.: GC Column: DB-624 ID: 0.18(mm)

% Moisture: Level: (low/med) Low

Analysis Batch No.: 185753 Units: ug/L

CAS NO.	COMPOUND NAME	RT	RESULT	Q
75-45-6	Chlorodifluoromethane TIC		1.0	U

FORM I-TIC 8260C

FORM I
GC/MS VOA ORGANICS ANALYSIS DATA SHEET

Lab Name: TestAmerica Canton | Job No.: 240-51914-1
SDG No.:
Client Sample ID: MSA-SW45A-061115 | Lab Sample ID: 240-51914-33
Matrix: Water | Lab File ID: UXX9487.D
Analysis Method: 8260C | Date Collected: 06/11/2015 09:13
Sample wt/vol: 5(mL) | Date Analyzed: 06/19/2015 06:55
Soil Aliquot Vol: | Dilution Factor: 1
Soil Extract Vol.: | GC Column: DB-624 ID: 0.18(mm)
% Moisture: | Level: (low/med) Low
Analysis Batch No.: 185753 | Units: ug/L

CAS NO.	COMPOUND NAME	RESULT	Q	RL	MDL
630-20-6	1,1,1,2-Tetrachloroethane	1.0	U	1.0	0.28
71-55-6	1,1,1-Trichloroethane	1.0	U	1.0	0.44
79-34-5	1,1,2,2-Tetrachloroethane	1.0	U	1.0	0.22
76-13-1	1,1,2-Trichloro-1,2,2-trichfluoroethane	1.0	U	1.0	0.45
75-34-3	1,1-Dichloroethane	1.0	U	1.0	0.30
75-35-4	1,1-Dichloroethene	1.0	U	1.0	0.45
563-58-6	1,1-Dichloropropene	1.0	U	1.0	0.42
87-61-6	1,2,3-Trichlorobenzene	1.0	U	1.0	0.37
96-18-4	1,2,3-Trichloropropane	1.0	U	1.0	0.44
526-73-8	1,2,3-Trimethylbenzene	5.0	U	5.0	0.47
120-82-1	1,2,4-Trichlorobenzene	1.0	U	1.0	0.32
95-63-6	1,2,4-Trimethylbenzene	1.0	U	1.0	0.41
96-12-8	1,2-Dibromo-3-Chloropropane	5.0	U	5.0	0.82
95-50-1	1,2-Dichlorobenzene	1.0	U	1.0	0.25
107-06-2	1,2-Dichloroethane	1.0	U	1.0	0.23
78-87-5	1,2-Dichloropropane	1.0	U	1.0	0.25
541-73-1	1,3-Dichlorobenzene	1.0	U	1.0	0.19
142-28-9	1,3-Dichloropropane	1.0	U	1.0	0.19
106-46-7	1,4-Dichlorobenzene	1.0	U	1.0	0.27
594-20-7	2,2-Dichloropropane	1.0	U	1.0	0.26
110-75-8	2-Chloroethyl vinyl ether	10	U	10	0.59
95-49-8	2-Chlorotoluene	1.0	U	1.0	0.40
591-78-6	2-Hexanone	5.0	U	5.0	0.48
108-86-1	Bromobenzene	1.0	U	1.0	0.35
74-97-5	Bromochloromethane	1.0	U	1.0	0.50
106-43-4	4-Chlorotoluene	1.0	U	1.0	0.29
99-87-6	p-Isopropyltoluene	1.0	U	1.0	0.43
67-64-1	Acetone	5.0	U	5.0	0.94
71-43-2	Benzene	1.0	U	1.0	0.35
75-25-2	Bromoform	1.0	U	1.0	0.56
74-83-9	Bromomethane	1.0	U	1.0	0.44
75-15-0	Carbon disulfide	1.0	U	1.0	0.38
56-23-5	Carbon tetrachloride	1.0	U	1.0	0.43
108-90-7	Chlorobenzene	1.0	U	1.0	0.25
75-00-3	Chloroethane	1.0	U	1.0	0.32

FORM I
GC/MS VOA ORGANICS ANALYSIS DATA SHEET

Lab Name: TestAmerica Canton | Job No.: 240-51914-1

SDG No.:

Client Sample ID: MSA-SW45A-061115 | Lab Sample ID: 240-51914-33

Matrix: Water | Lab File ID: UXX9487.D

Analysis Method: 8260C | Date Collected: 06/11/2015 09:13

Sample wt/vol: 5(mL) | Date Analyzed: 06/19/2015 06:55

Soil Aliquot Vol: | Dilution Factor: 1

Soil Extract Vol.: | GC Column: DB-624 ID: 0.18(mm)

% Moisture: | Level: (low/med) Low

Analysis Batch No.: 185753 | Units: ug/L

CAS NO.	COMPOUND NAME	RESULT	Q	RL	MDL
67-66-3	Chloroform	1.0	U	1.0	0.25
74-87-3	Chloromethane	1.0	U	1.0	0.44
156-59-2	cis-1,2-Dichloroethene	0.79	J	1.0	0.26
10061-01-5	cis-1,3-Dichloropropene	1.0	U	1.0	0.46
87-68-3	Hexachlorobutadiene	1.0	U	1.0	0.35
74-95-3	Dibromomethane	1.0	U	1.0	0.42
75-27-4	Bromodichloromethane	1.0	U	1.0	0.29
75-71-8	Dichlorodifluoromethane	1.0	U	1.0	0.32
100-41-4	Ethylbenzene	1.0	U	1.0	0.25
106-93-4	1,2-Dibromoethane	1.0	U	1.0	0.32
108-20-3	Diisopropyl ether	5.0	U	5.0	0.50
91-20-3	Naphthalene	1.0	U	1.0	0.45
179601-23-1	m-Xylene & p-Xylene	2.0	U	2.0	0.24
104-51-8	n-Butylbenzene	1.0	U	1.0	0.31
98-82-8	Isopropylbenzene	1.0	U	1.0	0.35
103-65-1	n-Propylbenzene	1.0	U	1.0	0.40
78-93-3	2-Butanone	5.0	U	5.0	0.53
108-10-1	4-Methyl-2-pentanone	5.0	U	5.0	0.99
135-98-8	sec-Butylbenzene	1.0	U	1.0	0.48
1634-04-4	Methyl tert-butyl ether	1.0	U	1.0	0.20
994-05-8	Tert-amyl-methyl ether (TAME)	5.0	U	5.0	0.30
75-09-2	Methylene Chloride	1.0	U	1.0	0.33
95-47-6	o-Xylene	1.0	U	1.0	0.25
100-42-5	Styrene	1.0	U	1.0	0.45
637-92-3	Ethyl-t-butyl ether (ETBE)	5.0	U	5.0	0.23
98-06-6	tert-Butylbenzene	1.0	U	1.0	0.41
127-18-4	Tetrachloroethene	1.0	U	1.0	0.31
108-88-3	Toluene	1.0	U	1.0	0.23
156-60-5	trans-1,2-Dichloroethene	1.0	U	1.0	0.30
10061-02-6	trans-1,3-Dichloropropene	1.0	U	1.0	0.56
79-01-6	Trichloroethene	1.1		1.0	0.22
75-69-4	Trichlorofluoromethane	1.0	U	1.0	0.49
108-05-4	Vinyl acetate	2.0	U	2.0	0.41
75-01-4	Vinyl chloride	0.50	U	0.50	0.29
75-65-0	tert-Butyl alcohol	20	U	20	4.9
1330-20-7	Xylenes, Total	2.0	U	2.0	0.52

FORM I
GC/MS VOA ORGANICS ANALYSIS DATA SHEET

Lab Name: TestAmerica Canton | Job No.: 240-51914-1

SDG No.:

Client Sample ID: MSA-SW45A-061115 | Lab Sample ID: 240-51914-33

Matrix: Water | Lab File ID: UXX9487.D

Analysis Method: 8260C | Date Collected: 06/11/2015 09:13

Sample wt/vol: 5(mL) | Date Analyzed: 06/19/2015 06:55

Soil Aliquot Vol: | Dilution Factor: 1

Soil Extract Vol.: | GC Column: DB-624 ID: 0.18(mm)

% Moisture: | Level: (low/med) Low

Analysis Batch No.: 185753 | Units: ug/L

CAS NO.	COMPOUND NAME	RESULT	Q	RL	MDL
124-48-1	Dibromochloromethane	1.0	U	1.0	0.43

CAS NO.	SURROGATE	%REC	Q	LIMITS
17060-07-0	1,2-Dichloroethane-d4 (Surr)	88		63-129
460-00-4	4-Bromofluorobenzene (Surr)	77		66-120
2037-26-5	Toluene-d8 (Surr)	94		74-120
1868-53-7	Dibromofluoromethane (Surr)	91		75-121

FORM I
GC/MS VOA ORGANICS ANALYSIS DATA SHEET
TENTATIVELY IDENTIFIED COMPOUNDS

Lab Name: TestAmerica Canton Job No.: 240-51914-1

SDG No.:

Client Sample ID: MSA-SW45A-061115 Lab Sample ID: 240-51914-33

Matrix: Water Lab File ID: UXX9487.D

Analysis Method: 8260C Date Collected: 06/11/2015 09:13

Sample wt/vol: 5(mL) Date Analyzed: 06/19/2015 06:55

Soil Aliquot Vol: Dilution Factor: 1

Soil Extract Vol.: GC Column: DB-624 ID: 0.18(mm)

% Moisture: Level: (low/med) Low

Analysis Batch No.: 185753 Units: ug/L

Number TICs Found: 0 TIC Result Total: 0

CAS NO.	COMPOUND NAME	RT	RESULT	Q
	Tentatively Identified Compound		None	

FORM I-TIC 8260C

FORM I
GC/MS VOA ORGANICS ANALYSIS DATA SHEET
TARGETED TENATIVELY IDENTIFIED COMPOUNDS

Lab Name: TestAmerica Canton Job No.: 240-51914-1

SDG No.:

Client Sample ID: MSA-SW45A-061115 Lab Sample ID: 240-51914-33

Matrix: Water Lab File ID: UXX9487.D

Analysis Method: 8260C Date Collected: 06/11/2015 09:13

Sample wt/vol: 5(mL) Date Analyzed: 06/19/2015 06:55

Soil Aliquot Vol: Dilution Factor: 1

Soil Extract Vol.: GC Column: DB-624 ID: 0.18(mm)

% Moisture: Level: (low/med) Low

Analysis Batch No.: 185753 Units: ug/L

CAS NO.	COMPOUND NAME	RT	RESULT	Q
75-45-6	Chlorodifluoromethane TIC		1.0	U

FORM I-TIC 8260C

FORM I
GC/MS VOA ORGANICS ANALYSIS DATA SHEET

Lab Name: TestAmerica Canton | Job No.: 240-51914-1
SDG No.:
Client Sample ID: MSA-SW45B-061115 | Lab Sample ID: 240-51914-34
Matrix: Water | Lab File ID: UXX9488.D
Analysis Method: 8260C | Date Collected: 06/11/2015 09:19
Sample wt/vol: 5(mL) | Date Analyzed: 06/19/2015 07:17
Soil Aliquot Vol: | Dilution Factor: 1
Soil Extract Vol.: | GC Column: DB-624 ID: 0.18(mm)
% Moisture: | Level: (low/med) Low
Analysis Batch No.: 185753 | Units: ug/L

CAS NO.	COMPOUND NAME	RESULT	Q	RL	MDL
630-20-6	1,1,1,2-Tetrachloroethane	1.0	U	1.0	0.28
71-55-6	1,1,1-Trichloroethane	1.0	U	1.0	0.44
79-34-5	1,1,2,2-Tetrachloroethane	1.0	U	1.0	0.22
76-13-1	1,1,2-Trichloro-1,2,2-trichfluoroethane	1.0	U	1.0	0.45
75-34-3	1,1-Dichloroethane	1.0	U	1.0	0.30
75-35-4	1,1-Dichloroethene	1.0	U	1.0	0.45
563-58-6	1,1-Dichloropropene	1.0	U	1.0	0.42
87-61-6	1,2,3-Trichlorobenzene	1.0	U	1.0	0.37
96-18-4	1,2,3-Trichloropropane	1.0	U	1.0	0.44
526-73-8	1,2,3-Trimethylbenzene	5.0	U	5.0	0.47
120-82-1	1,2,4-Trichlorobenzene	1.0	U	1.0	0.32
95-63-6	1,2,4-Trimethylbenzene	1.0	U	1.0	0.41
96-12-8	1,2-Dibromo-3-Chloropropane	5.0	U	5.0	0.82
95-50-1	1,2-Dichlorobenzene	1.0	U	1.0	0.25
107-06-2	1,2-Dichloroethane	1.0	U	1.0	0.23
78-87-5	1,2-Dichloropropane	1.0	U	1.0	0.25
541-73-1	1,3-Dichlorobenzene	1.0	U	1.0	0.19
142-28-9	1,3-Dichloropropane	1.0	U	1.0	0.19
106-46-7	1,4-Dichlorobenzene	1.0	U	1.0	0.27
594-20-7	2,2-Dichloropropane	1.0	U	1.0	0.26
110-75-8	2-Chloroethyl vinyl ether	10	U	10	0.59
95-49-8	2-Chlorotoluene	1.0	U	1.0	0.40
591-78-6	2-Hexanone	5.0	U	5.0	0.48
108-86-1	Bromobenzene	1.0	U	1.0	0.35
74-97-5	Bromochloromethane	1.0	U	1.0	0.50
106-43-4	4-Chlorotoluene	1.0	U	1.0	0.29
99-87-6	p-Isopropyltoluene	1.0	U	1.0	0.43
67-64-1	Acetone	5.0	U	5.0	0.94
71-43-2	Benzene	1.0	U	1.0	0.35
75-25-2	Bromoform	1.0	U	1.0	0.56
74-83-9	Bromomethane	1.0	U	1.0	0.44
75-15-0	Carbon disulfide	1.0	U	1.0	0.38
56-23-5	Carbon tetrachloride	1.0	U	1.0	0.43
108-90-7	Chlorobenzene	1.0	U	1.0	0.25
75-00-3	Chloroethane	1.0	U	1.0	0.32

FORM I
GC/MS VOA ORGANICS ANALYSIS DATA SHEET

Lab Name: TestAmerica Canton | Job No.: 240-51914-1

SDG No.:

Client Sample ID: MSA-SW45B-061115 | Lab Sample ID: 240-51914-34

Matrix: Water | Lab File ID: UXX9488.D

Analysis Method: 8260C | Date Collected: 06/11/2015 09:19

Sample wt/vol: 5(mL) | Date Analyzed: 06/19/2015 07:17

Soil Aliquot Vol: | Dilution Factor: 1

Soil Extract Vol.: | GC Column: DB-624 ID: 0.18(mm)

% Moisture: | Level: (low/med) Low

Analysis Batch No.: 185753 | Units: ug/L

CAS NO.	COMPOUND NAME	RESULT	Q	RL	MDL
67-66-3	Chloroform	1.0	U	1.0	0.25
74-87-3	Chloromethane	1.0	U	1.0	0.44
156-59-2	cis-1,2-Dichloroethene	0.53	J	1.0	0.26
10061-01-5	cis-1,3-Dichloropropene	1.0	U	1.0	0.46
87-68-3	Hexachlorobutadiene	1.0	U	1.0	0.35
74-95-3	Dibromomethane	1.0	U	1.0	0.42
75-27-4	Bromodichloromethane	1.0	U	1.0	0.29
75-71-8	Dichlorodifluoromethane	1.0	U	1.0	0.32
100-41-4	Ethylbenzene	1.0	U	1.0	0.25
106-93-4	1,2-Dibromoethane	1.0	U	1.0	0.32
108-20-3	Diisopropyl ether	5.0	U	5.0	0.50
91-20-3	Naphthalene	1.0	U	1.0	0.45
179601-23-1	m-Xylene & p-Xylene	0.45	J	2.0	0.24
104-51-8	n-Butylbenzene	1.0	U	1.0	0.31
98-82-8	Isopropylbenzene	1.0	U	1.0	0.35
103-65-1	n-Propylbenzene	1.0	U	1.0	0.40
78-93-3	2-Butanone	5.0	U	5.0	0.53
108-10-1	4-Methyl-2-pentanone	5.0	U	5.0	0.99
135-98-8	sec-Butylbenzene	1.0	U	1.0	0.48
1634-04-4	Methyl tert-butyl ether	1.0	U	1.0	0.20
994-05-8	Tert-amyl-methyl ether (TAME)	5.0	U	5.0	0.30
75-09-2	Methylene Chloride	1.0	U	1.0	0.33
95-47-6	o-Xylene	0.33	J	1.0	0.25
100-42-5	Styrene	1.0	U	1.0	0.45
637-92-3	Ethyl-t-butyl ether (ETBE)	5.0	U	5.0	0.23
98-06-6	tert-Butylbenzene	1.0	U	1.0	0.41
127-18-4	Tetrachloroethene	1.0	U	1.0	0.31
108-88-3	Toluene	0.56	J	1.0	0.23
156-60-5	trans-1,2-Dichloroethene	1.0	U	1.0	0.30
10061-02-6	trans-1,3-Dichloropropene	1.0	U	1.0	0.56
79-01-6	Trichloroethene	1.0		1.0	0.22
75-69-4	Trichlorofluoromethane	1.0	U	1.0	0.49
108-05-4	Vinyl acetate	2.0	U	2.0	0.41
75-01-4	Vinyl chloride	0.50	U	0.50	0.29
75-65-0	tert-Butyl alcohol	20	U	20	4.9
1330-20-7	Xylenes, Total	0.78	J	2.0	0.52

FORM I
GC/MS VOA ORGANICS ANALYSIS DATA SHEET

Lab Name: TestAmerica Canton | Job No.: 240-51914-1

SDG No.:

Client Sample ID: MSA-SW45B-061115 | Lab Sample ID: 240-51914-34

Matrix: Water | Lab File ID: UXX9488.D

Analysis Method: 8260C | Date Collected: 06/11/2015 09:19

Sample wt/vol: 5(mL) | Date Analyzed: 06/19/2015 07:17

Soil Aliquot Vol: | Dilution Factor: 1

Soil Extract Vol.: | GC Column: DB-624 ID: 0.18(mm)

% Moisture: | Level: (low/med) Low

Analysis Batch No.: 185753 | Units: ug/L

CAS NO.	COMPOUND NAME	RESULT	Q	RL	MDL
124-48-1	Dibromochloromethane	1.0	U	1.0	0.43

CAS NO.	SURROGATE	%REC	Q	LIMITS
17060-07-0	1,2-Dichloroethane-d4 (Surr)	86		63-129
460-00-4	4-Bromofluorobenzene (Surr)	77		66-120
2037-26-5	Toluene-d8 (Surr)	94		74-120
1868-53-7	Dibromofluoromethane (Surr)	89		75-121

FORM I
GC/MS VOA ORGANICS ANALYSIS DATA SHEET
TENTATIVELY IDENTIFIED COMPOUNDS

Lab Name: TestAmerica Canton Job No.: 240-51914-1

SDG No.:

Client Sample ID: MSA-SW45B-061115 Lab Sample ID: 240-51914-34

Matrix: Water Lab File ID: UXX9488.D

Analysis Method: 8260C Date Collected: 06/11/2015 09:19

Sample wt/vol: 5(mL) Date Analyzed: 06/19/2015 07:17

Soil Aliquot Vol: Dilution Factor: 1

Soil Extract Vol.: GC Column: DB-624 ID: 0.18(mm)

% Moisture: Level: (low/med) Low

Analysis Batch No.: 185753 Units: ug/L

Number TICs Found: 0 TIC Result Total: 0

CAS NO.	COMPOUND NAME	RT	RESULT	Q
	Tentatively Identified Compound		None	

FORM I-TIC 8260C

FORM I
GC/MS VOA ORGANICS ANALYSIS DATA SHEET
TARGETED TENATIVELY IDENTIFIED COMPOUNDS

Lab Name: TestAmerica Canton Job No.: 240-51914-1

SDG No.:

Client Sample ID: MSA-SW45B-061115 Lab Sample ID: 240-51914-34

Matrix: Water Lab File ID: UXX9488.D

Analysis Method: 8260C Date Collected: 06/11/2015 09:19

Sample wt/vol: 5(mL) Date Analyzed: 06/19/2015 07:17

Soil Aliquot Vol: Dilution Factor: 1

Soil Extract Vol.: GC Column: DB-624 ID: 0.18(mm)

% Moisture: Level: (low/med) Low

Analysis Batch No.: 185753 Units: ug/L

CAS NO.	COMPOUND NAME	RT	RESULT	Q
75-45-6	Chlorodifluoromethane TIC		1.0	U

FORM I-TIC 8260C

FORM I
GC/MS VOA ORGANICS ANALYSIS DATA SHEET

Lab Name: TestAmerica Canton | Job No.: 240-51914-1

SDG No.:

Client Sample ID: MSA-SW45C-061115 | Lab Sample ID: 240-51914-35

Matrix: Water | Lab File ID: UXX9489.D

Analysis Method: 8260C | Date Collected: 06/11/2015 09:23

Sample wt/vol: 5(mL) | Date Analyzed: 06/19/2015 07:40

Soil Aliquot Vol: | Dilution Factor: 1

Soil Extract Vol.: | GC Column: DB-624 ID: 0.18(mm)

% Moisture: | Level: (low/med) Low

Analysis Batch No.: 185753 | Units: ug/L

CAS NO.	COMPOUND NAME	RESULT	Q	RL	MDL
630-20-6	1,1,1,2-Tetrachloroethane	1.0	U	1.0	0.28
71-55-6	1,1,1-Trichloroethane	1.0	U	1.0	0.44
79-34-5	1,1,2,2-Tetrachloroethane	1.0	U	1.0	0.22
76-13-1	1,1,2-Trichloro-1,2,2-trichfluoroethane	1.0	U	1.0	0.45
75-34-3	1,1-Dichloroethane	1.0	U	1.0	0.30
75-35-4	1,1-Dichloroethene	1.0	U	1.0	0.45
563-58-6	1,1-Dichloropropene	1.0	U	1.0	0.42
87-61-6	1,2,3-Trichlorobenzene	1.0	U	1.0	0.37
96-18-4	1,2,3-Trichloropropane	1.0	U	1.0	0.44
526-73-8	1,2,3-Trimethylbenzene	5.0	U	5.0	0.47
120-82-1	1,2,4-Trichlorobenzene	1.0	U	1.0	0.32
95-63-6	1,2,4-Trimethylbenzene	1.0	U	1.0	0.41
96-12-8	1,2-Dibromo-3-Chloropropane	5.0	U	5.0	0.82
95-50-1	1,2-Dichlorobenzene	1.0	U	1.0	0.25
107-06-2	1,2-Dichloroethane	1.0	U	1.0	0.23
78-87-5	1,2-Dichloropropane	1.0	U	1.0	0.25
541-73-1	1,3-Dichlorobenzene	1.0	U	1.0	0.19
142-28-9	1,3-Dichloropropane	1.0	U	1.0	0.19
106-46-7	1,4-Dichlorobenzene	1.0	U	1.0	0.27
594-20-7	2,2-Dichloropropane	1.0	U	1.0	0.26
110-75-8	2-Chloroethyl vinyl ether	10	U	10	0.59
95-49-8	2-Chlorotoluene	1.0	U	1.0	0.40
591-78-6	2-Hexanone	5.0	U	5.0	0.48
108-86-1	Bromobenzene	1.0	U	1.0	0.35
74-97-5	Bromochloromethane	1.0	U	1.0	0.50
106-43-4	4-Chlorotoluene	1.0	U	1.0	0.29
99-87-6	p-Isopropyltoluene	1.0	U	1.0	0.43
67-64-1	Acetone	5.0	U	5.0	0.94
71-43-2	Benzene	1.0	U	1.0	0.35
75-25-2	Bromoform	1.0	U	1.0	0.56
74-83-9	Bromomethane	1.0	U	1.0	0.44
75-15-0	Carbon disulfide	1.0	U	1.0	0.38
56-23-5	Carbon tetrachloride	1.0	U	1.0	0.43
108-90-7	Chlorobenzene	1.0	U	1.0	0.25
75-00-3	Chloroethane	1.0	U	1.0	0.32

FORM I
GC/MS VOA ORGANICS ANALYSIS DATA SHEET

Lab Name: TestAmerica Canton | Job No.: 240-51914-1

SDG No.:

Client Sample ID: MSA-SW45C-061115 | Lab Sample ID: 240-51914-35

Matrix: Water | Lab File ID: UXX9489.D

Analysis Method: 8260C | Date Collected: 06/11/2015 09:23

Sample wt/vol: 5(mL) | Date Analyzed: 06/19/2015 07:40

Soil Aliquot Vol: | Dilution Factor: 1

Soil Extract Vol.: | GC Column: DB-624 ID: 0.18(mm)

% Moisture: | Level: (low/med) Low

Analysis Batch No.: 185753 | Units: ug/L

CAS NO.	COMPOUND NAME	RESULT	Q	RL	MDL
67-66-3	Chloroform	1.0	U	1.0	0.25
74-87-3	Chloromethane	1.0	U	1.0	0.44
156-59-2	cis-1,2-Dichloroethene	0.45	J	1.0	0.26
10061-01-5	cis-1,3-Dichloropropene	1.0	U	1.0	0.46
87-68-3	Hexachlorobutadiene	1.0	U	1.0	0.35
74-95-3	Dibromomethane	1.0	U	1.0	0.42
75-27-4	Bromodichloromethane	1.0	U	1.0	0.29
75-71-8	Dichlorodifluoromethane	1.0	U	1.0	0.32
100-41-4	Ethylbenzene	1.0	U	1.0	0.25
106-93-4	1,2-Dibromoethane	1.0	U	1.0	0.32
108-20-3	Diisopropyl ether	5.0	U	5.0	0.50
91-20-3	Naphthalene	1.0	U	1.0	0.45
179601-23-1	m-Xylene & p-Xylene	2.0	U	2.0	0.24
104-51-8	n-Butylbenzene	1.0	U	1.0	0.31
98-82-8	Isopropylbenzene	1.0	U	1.0	0.35
103-65-1	n-Propylbenzene	1.0	U	1.0	0.40
78-93-3	2-Butanone	5.0	U	5.0	0.53
108-10-1	4-Methyl-2-pentanone	5.0	U	5.0	0.99
135-98-8	sec-Butylbenzene	1.0	U	1.0	0.48
1634-04-4	Methyl tert-butyl ether	1.0	U	1.0	0.20
994-05-8	Tert-amyl-methyl ether (TAME)	5.0	U	5.0	0.30
75-09-2	Methylene Chloride	1.0	U	1.0	0.33
95-47-6	o-Xylene	1.0	U	1.0	0.25
100-42-5	Styrene	1.0	U	1.0	0.45
637-92-3	Ethyl-t-butyl ether (ETBE)	5.0	U	5.0	0.23
98-06-6	tert-Butylbenzene	1.0	U	1.0	0.41
127-18-4	Tetrachloroethene	1.0	U	1.0	0.31
108-88-3	Toluene	1.0	U	1.0	0.23
156-60-5	trans-1,2-Dichloroethene	1.0	U	1.0	0.30
10061-02-6	trans-1,3-Dichloropropene	1.0	U	1.0	0.56
79-01-6	Trichloroethene	0.90	J	1.0	0.22
75-69-4	Trichlorofluoromethane	1.0	U	1.0	0.49
108-05-4	Vinyl acetate	2.0	U	2.0	0.41
75-01-4	Vinyl chloride	0.50	U	0.50	0.29
75-65-0	tert-Butyl alcohol	20	U	20	4.9
1330-20-7	Xylenes, Total	2.0	U	2.0	0.52

FORM I
GC/MS VOA ORGANICS ANALYSIS DATA SHEET

Lab Name: TestAmerica Canton | Job No.: 240-51914-1

SDG No.:

Client Sample ID: MSA-SW45C-061115 | Lab Sample ID: 240-51914-35

Matrix: Water | Lab File ID: UXX9489.D

Analysis Method: 8260C | Date Collected: 06/11/2015 09:23

Sample wt/vol: 5(mL) | Date Analyzed: 06/19/2015 07:40

Soil Aliquot Vol: | Dilution Factor: 1

Soil Extract Vol.: | GC Column: DB-624 ID: 0.18(mm)

% Moisture: | Level: (low/med) Low

Analysis Batch No.: 185753 | Units: ug/L

CAS NO.	COMPOUND NAME	RESULT	Q	RL	MDL
124-48-1	Dibromochloromethane	1.0	U	1.0	0.43

CAS NO.	SURROGATE	%REC	Q	LIMITS
17060-07-0	1,2-Dichloroethane-d4 (Surr)	87		63-129
460-00-4	4-Bromofluorobenzene (Surr)	76		66-120
2037-26-5	Toluene-d8 (Surr)	95		74-120
1868-53-7	Dibromofluoromethane (Surr)	92		75-121

FORM I
GC/MS VOA ORGANICS ANALYSIS DATA SHEET
TENTATIVELY IDENTIFIED COMPOUNDS

Lab Name: TestAmerica Canton Job No.: 240-51914-1

SDG No.:

Client Sample ID: MSA-SW45C-061115 Lab Sample ID: 240-51914-35

Matrix: Water Lab File ID: UXX9489.D

Analysis Method: 8260C Date Collected: 06/11/2015 09:23

Sample wt/vol: 5(mL) Date Analyzed: 06/19/2015 07:40

Soil Aliquot Vol: Dilution Factor: 1

Soil Extract Vol.: GC Column: DB-624 ID: 0.18(mm)

% Moisture: Level: (low/med) Low

Analysis Batch No.: 185753 Units: ug/L

Number TICs Found: 0 TIC Result Total: 0

CAS NO.	COMPOUND NAME	RT	RESULT	Q
	Tentatively Identified Compound		None	

FORM I-TIC 8260C

FORM I
GC/MS VOA ORGANICS ANALYSIS DATA SHEET
TARGETED TENATIVELY IDENTIFIED COMPOUNDS

Lab Name: TestAmerica Canton Job No.: 240-51914-1

SDG No.:

Client Sample ID: MSA-SW45C-061115 Lab Sample ID: 240-51914-35

Matrix: Water Lab File ID: UXX9489.D

Analysis Method: 8260C Date Collected: 06/11/2015 09:23

Sample wt/vol: 5(mL) Date Analyzed: 06/19/2015 07:40

Soil Aliquot Vol: Dilution Factor: 1

Soil Extract Vol.: GC Column: DB-624 ID: 0.18(mm)

% Moisture: Level: (low/med) Low

Analysis Batch No.: 185753 Units: ug/L

CAS NO.	COMPOUND NAME	RT	RESULT	Q
75-45-6	Chlorodifluoromethane TIC		1.0	U

FORM I-TIC 8260C

FORM I
GC/MS VOA ORGANICS ANALYSIS DATA SHEET

Lab Name: TestAmerica Canton | Job No.: 240-51914-1
SDG No.:
Client Sample ID: MSA-SW45D-061115 | Lab Sample ID: 240-51914-36
Matrix: Water | Lab File ID: UXX9490.D
Analysis Method: 8260C | Date Collected: 06/11/2015 09:26
Sample wt/vol: 5(mL) | Date Analyzed: 06/19/2015 08:02
Soil Aliquot Vol: | Dilution Factor: 1
Soil Extract Vol.: | GC Column: DB-624 ID: 0.18(mm)
% Moisture: | Level: (low/med) Low
Analysis Batch No.: 185753 | Units: ug/L

CAS NO.	COMPOUND NAME	RESULT	Q	RL	MDL
630-20-6	1,1,1,2-Tetrachloroethane	1.0	U	1.0	0.28
71-55-6	1,1,1-Trichloroethane	1.0	U	1.0	0.44
79-34-5	1,1,2,2-Tetrachloroethane	1.0	U	1.0	0.22
76-13-1	1,1,2-Trichloro-1,2,2-trichfluoroethane	1.0	U	1.0	0.45
75-34-3	1,1-Dichloroethane	1.0	U	1.0	0.30
75-35-4	1,1-Dichloroethene	1.0	U	1.0	0.45
563-58-6	1,1-Dichloropropene	1.0	U	1.0	0.42
87-61-6	1,2,3-Trichlorobenzene	1.0	U	1.0	0.37
96-18-4	1,2,3-Trichloropropane	1.0	U	1.0	0.44
526-73-8	1,2,3-Trimethylbenzene	5.0	U	5.0	0.47
120-82-1	1,2,4-Trichlorobenzene	1.0	U	1.0	0.32
95-63-6	1,2,4-Trimethylbenzene	1.0	U	1.0	0.41
96-12-8	1,2-Dibromo-3-Chloropropane	5.0	U	5.0	0.82
95-50-1	1,2-Dichlorobenzene	1.0	U	1.0	0.25
107-06-2	1,2-Dichloroethane	1.0	U	1.0	0.23
78-87-5	1,2-Dichloropropane	1.0	U	1.0	0.25
541-73-1	1,3-Dichlorobenzene	1.0	U	1.0	0.19
142-28-9	1,3-Dichloropropane	1.0	U	1.0	0.19
106-46-7	1,4-Dichlorobenzene	1.0	U	1.0	0.27
594-20-7	2,2-Dichloropropane	1.0	U	1.0	0.26
110-75-8	2-Chloroethyl vinyl ether	10	U	10	0.59
95-49-8	2-Chlorotoluene	1.0	U	1.0	0.40
591-78-6	2-Hexanone	5.0	U	5.0	0.48
108-86-1	Bromobenzene	1.0	U	1.0	0.35
74-97-5	Bromochloromethane	1.0	U	1.0	0.50
106-43-4	4-Chlorotoluene	1.0	U	1.0	0.29
99-87-6	p-Isopropyltoluene	1.0	U	1.0	0.43
67-64-1	Acetone	5.0	U	5.0	0.94
71-43-2	Benzene	1.0	U	1.0	0.35
75-25-2	Bromoform	1.0	U	1.0	0.56
74-83-9	Bromomethane	1.0	U	1.0	0.44
75-15-0	Carbon disulfide	1.0	U	1.0	0.38
56-23-5	Carbon tetrachloride	1.0	U	1.0	0.43
108-90-7	Chlorobenzene	1.0	U	1.0	0.25
75-00-3	Chloroethane	1.0	U	1.0	0.32

FORM I
GC/MS VOA ORGANICS ANALYSIS DATA SHEET

Lab Name: TestAmerica Canton | Job No.: 240-51914-1

SDG No.:

Client Sample ID: MSA-SW45D-061115 | Lab Sample ID: 240-51914-36

Matrix: Water | Lab File ID: UXX9490.D

Analysis Method: 8260C | Date Collected: 06/11/2015 09:26

Sample wt/vol: 5(mL) | Date Analyzed: 06/19/2015 08:02

Soil Aliquot Vol: | Dilution Factor: 1

Soil Extract Vol.: | GC Column: DB-624 ID: 0.18(mm)

% Moisture: | Level: (low/med) Low

Analysis Batch No.: 185753 | Units: ug/L

CAS NO.	COMPOUND NAME	RESULT	Q	RL	MDL
67-66-3	Chloroform	1.0	U	1.0	0.25
74-87-3	Chloromethane	1.0	U	1.0	0.44
156-59-2	cis-1,2-Dichloroethene	1.0	U	1.0	0.26
10061-01-5	cis-1,3-Dichloropropene	1.0	U	1.0	0.46
87-68-3	Hexachlorobutadiene	1.0	U	1.0	0.35
74-95-3	Dibromomethane	1.0	U	1.0	0.42
75-27-4	Bromodichloromethane	1.0	U	1.0	0.29
75-71-8	Dichlorodifluoromethane	1.0	U	1.0	0.32
100-41-4	Ethylbenzene	1.0	U	1.0	0.25
106-93-4	1,2-Dibromoethane	1.0	U	1.0	0.32
108-20-3	Diisopropyl ether	5.0	U	5.0	0.50
91-20-3	Naphthalene	1.0	U	1.0	0.45
179601-23-1	m-Xylene & p-Xylene	2.0	U	2.0	0.24
104-51-8	n-Butylbenzene	1.0	U	1.0	0.31
98-82-8	Isopropylbenzene	1.0	U	1.0	0.35
103-65-1	n-Propylbenzene	1.0	U	1.0	0.40
78-93-3	2-Butanone	5.0	U	5.0	0.53
108-10-1	4-Methyl-2-pentanone	5.0	U	5.0	0.99
135-98-8	sec-Butylbenzene	1.0	U	1.0	0.48
1634-04-4	Methyl tert-butyl ether	1.0	U	1.0	0.20
994-05-8	Tert-amyl-methyl ether (TAME)	5.0	U	5.0	0.30
75-09-2	Methylene Chloride	1.0	U	1.0	0.33
95-47-6	o-Xylene	1.0	U	1.0	0.25
100-42-5	Styrene	1.0	U	1.0	0.45
637-92-3	Ethyl-t-butyl ether (ETBE)	5.0	U	5.0	0.23
98-06-6	tert-Butylbenzene	1.0	U	1.0	0.41
127-18-4	Tetrachloroethene	1.0	U	1.0	0.31
108-88-3	Toluene	1.0	U	1.0	0.23
156-60-5	trans-1,2-Dichloroethene	1.0	U	1.0	0.30
10061-02-6	trans-1,3-Dichloropropene	1.0	U	1.0	0.56
79-01-6	Trichloroethene	0.57	J	1.0	0.22
75-69-4	Trichlorofluoromethane	1.0	U	1.0	0.49
108-05-4	Vinyl acetate	2.0	U	2.0	0.41
75-01-4	Vinyl chloride	0.50	U	0.50	0.29
75-65-0	tert-Butyl alcohol	20	U	20	4.9
1330-20-7	Xylenes, Total	2.0	U	2.0	0.52

FORM I
GC/MS VOA ORGANICS ANALYSIS DATA SHEET

Lab Name: TestAmerica Canton | Job No.: 240-51914-1

SDG No.:

Client Sample ID: MSA-SW45D-061115 | Lab Sample ID: 240-51914-36

Matrix: Water | Lab File ID: UXX9490.D

Analysis Method: 8260C | Date Collected: 06/11/2015 09:26

Sample wt/vol: 5(mL) | Date Analyzed: 06/19/2015 08:02

Soil Aliquot Vol: | Dilution Factor: 1

Soil Extract Vol.: | GC Column: DB-624 ID: 0.18(mm)

% Moisture: | Level: (low/med) Low

Analysis Batch No.: 185753 | Units: ug/L

CAS NO.	COMPOUND NAME	RESULT	Q	RL	MDL
124-48-1	Dibromochloromethane	1.0	U	1.0	0.43

CAS NO.	SURROGATE	%REC	Q	LIMITS
17060-07-0	1,2-Dichloroethane-d4 (Surr)	88		63-129
460-00-4	4-Bromofluorobenzene (Surr)	75		66-120
2037-26-5	Toluene-d8 (Surr)	94		74-120
1868-53-7	Dibromofluoromethane (Surr)	91		75-121

FORM I
GC/MS VOA ORGANICS ANALYSIS DATA SHEET
TENTATIVELY IDENTIFIED COMPOUNDS

Lab Name: TestAmerica Canton Job No.: 240-51914-1

SDG No.:

Client Sample ID: MSA-SW45D-061115 Lab Sample ID: 240-51914-36

Matrix: Water Lab File ID: UXX9490.D

Analysis Method: 8260C Date Collected: 06/11/2015 09:26

Sample wt/vol: 5(mL) Date Analyzed: 06/19/2015 08:02

Soil Aliquot Vol: Dilution Factor: 1

Soil Extract Vol.: GC Column: DB-624 ID: 0.18(mm)

% Moisture: Level: (low/med) Low

Analysis Batch No.: 185753 Units: ug/L

Number TICs Found: 0 TIC Result Total: 0

CAS NO.	COMPOUND NAME	RT	RESULT	Q
	Tentatively Identified Compound		None	

FORM I-TIC 8260C

FORM I
GC/MS VOA ORGANICS ANALYSIS DATA SHEET
TARGETED TENATIVELY IDENTIFIED COMPOUNDS

Lab Name: TestAmerica Canton Job No.: 240-51914-1

SDG No.:

Client Sample ID: MSA-SW45D-061115 Lab Sample ID: 240-51914-36

Matrix: Water Lab File ID: UXX9490.D

Analysis Method: 8260C Date Collected: 06/11/2015 09:26

Sample wt/vol: 5(mL) Date Analyzed: 06/19/2015 08:02

Soil Aliquot Vol: Dilution Factor: 1

Soil Extract Vol.: GC Column: DB-624 ID: 0.18(mm)

% Moisture: Level: (low/med) Low

Analysis Batch No.: 185753 Units: ug/L

CAS NO.	COMPOUND NAME	RT	RESULT	Q
75-45-6	Chlorodifluoromethane TIC		1.0	U

FORM I-TIC 8260C

FORM I
GC/MS VOA ORGANICS ANALYSIS DATA SHEET

Lab Name: TestAmerica Canton | Job No.: 240-51914-1

SDG No.:

Client Sample ID: EL-SW01A-061115 | Lab Sample ID: 240-51914-37

Matrix: Water | Lab File ID: UXX9491.D

Analysis Method: 8260C | Date Collected: 06/11/2015 08:29

Sample wt/vol: 5(mL) | Date Analyzed: 06/19/2015 08:24

Soil Aliquot Vol: | Dilution Factor: 1

Soil Extract Vol.: | GC Column: DB-624 ID: 0.18(mm)

% Moisture: | Level: (low/med) Low

Analysis Batch No.: 185753 | Units: ug/L

CAS NO.	COMPOUND NAME	RESULT	Q	RL	MDL
630-20-6	1,1,1,2-Tetrachloroethane	1.0	U	1.0	0.28
71-55-6	1,1,1-Trichloroethane	1.0	U	1.0	0.44
79-34-5	1,1,2,2-Tetrachloroethane	1.0	U	1.0	0.22
76-13-1	1,1,2-Trichloro-1,2,2-trichfluoroethane	1.0	U	1.0	0.45
75-34-3	1,1-Dichloroethane	1.0	U	1.0	0.30
75-35-4	1,1-Dichloroethene	1.0	U	1.0	0.45
563-58-6	1,1-Dichloropropene	1.0	U	1.0	0.42
87-61-6	1,2,3-Trichlorobenzene	1.0	U	1.0	0.37
96-18-4	1,2,3-Trichloropropane	1.0	U	1.0	0.44
526-73-8	1,2,3-Trimethylbenzene	5.0	U	5.0	0.47
120-82-1	1,2,4-Trichlorobenzene	1.0	U	1.0	0.32
95-63-6	1,2,4-Trimethylbenzene	1.0	U	1.0	0.41
96-12-8	1,2-Dibromo-3-Chloropropane	5.0	U	5.0	0.82
95-50-1	1,2-Dichlorobenzene	1.0	U	1.0	0.25
107-06-2	1,2-Dichloroethane	1.0	U	1.0	0.23
78-87-5	1,2-Dichloropropane	1.0	U	1.0	0.25
541-73-1	1,3-Dichlorobenzene	1.0	U	1.0	0.19
142-28-9	1,3-Dichloropropane	1.0	U	1.0	0.19
106-46-7	1,4-Dichlorobenzene	1.0	U	1.0	0.27
594-20-7	2,2-Dichloropropane	1.0	U	1.0	0.26
110-75-8	2-Chloroethyl vinyl ether	10	U	10	0.59
95-49-8	2-Chlorotoluene	1.0	U	1.0	0.40
591-78-6	2-Hexanone	5.0	U	5.0	0.48
108-86-1	Bromobenzene	1.0	U	1.0	0.35
74-97-5	Bromochloromethane	1.0	U	1.0	0.50
106-43-4	4-Chlorotoluene	1.0	U	1.0	0.29
99-87-6	p-Isopropyltoluene	1.0	U	1.0	0.43
67-64-1	Acetone	5.0	U	5.0	0.94
71-43-2	Benzene	1.0	U	1.0	0.35
75-25-2	Bromoform	1.0	U	1.0	0.56
74-83-9	Bromomethane	1.0	U	1.0	0.44
75-15-0	Carbon disulfide	1.0	U	1.0	0.38
56-23-5	Carbon tetrachloride	1.0	U	1.0	0.43
108-90-7	Chlorobenzene	1.0	U	1.0	0.25
75-00-3	Chloroethane	1.0	U	1.0	0.32

FORM I
GC/MS VOA ORGANICS ANALYSIS DATA SHEET

Lab Name: TestAmerica Canton | Job No.: 240-51914-1

SDG No.:

Client Sample ID: EL-SW01A-061115 | Lab Sample ID: 240-51914-37

Matrix: Water | Lab File ID: UXX9491.D

Analysis Method: 8260C | Date Collected: 06/11/2015 08:29

Sample wt/vol: 5(mL) | Date Analyzed: 06/19/2015 08:24

Soil Aliquot Vol: | Dilution Factor: 1

Soil Extract Vol.: | GC Column: DB-624 ID: 0.18(mm)

% Moisture: | Level: (low/med) Low

Analysis Batch No.: 185753 | Units: ug/L

CAS NO.	COMPOUND NAME	RESULT	Q	RL	MDL
67-66-3	Chloroform	1.0	U	1.0	0.25
74-87-3	Chloromethane	1.0	U	1.0	0.44
156-59-2	cis-1,2-Dichloroethene	1.0	U	1.0	0.26
10061-01-5	cis-1,3-Dichloropropene	1.0	U	1.0	0.46
87-68-3	Hexachlorobutadiene	1.0	U	1.0	0.35
74-95-3	Dibromomethane	1.0	U	1.0	0.42
75-27-4	Bromodichloromethane	1.0	U	1.0	0.29
75-71-8	Dichlorodifluoromethane	1.0	U	1.0	0.32
100-41-4	Ethylbenzene	1.0	U	1.0	0.25
106-93-4	1,2-Dibromoethane	1.0	U	1.0	0.32
108-20-3	Diisopropyl ether	5.0	U	5.0	0.50
91-20-3	Naphthalene	1.0	U	1.0	0.45
179601-23-1	m-Xylene & p-Xylene	2.0	U	2.0	0.24
104-51-8	n-Butylbenzene	1.0	U	1.0	0.31
98-82-8	Isopropylbenzene	1.0	U	1.0	0.35
103-65-1	n-Propylbenzene	1.0	U	1.0	0.40
78-93-3	2-Butanone	5.0	U	5.0	0.53
108-10-1	4-Methyl-2-pentanone	5.0	U	5.0	0.99
135-98-8	sec-Butylbenzene	1.0	U	1.0	0.48
1634-04-4	Methyl tert-butyl ether	1.0	U	1.0	0.20
994-05-8	Tert-amyl-methyl ether (TAME)	5.0	U	5.0	0.30
75-09-2	Methylene Chloride	1.0	U	1.0	0.33
95-47-6	o-Xylene	1.0	U	1.0	0.25
100-42-5	Styrene	1.0	U	1.0	0.45
637-92-3	Ethyl-t-butyl ether (ETBE)	5.0	U	5.0	0.23
98-06-6	tert-Butylbenzene	1.0	U	1.0	0.41
127-18-4	Tetrachloroethene	1.0	U	1.0	0.31
108-88-3	Toluene	1.0	U	1.0	0.23
156-60-5	trans-1,2-Dichloroethene	1.0	U	1.0	0.30
10061-02-6	trans-1,3-Dichloropropene	1.0	U	1.0	0.56
79-01-6	Trichloroethene	0.23	J	1.0	0.22
75-69-4	Trichlorofluoromethane	1.0	U	1.0	0.49
108-05-4	Vinyl acetate	2.0	U	2.0	0.41
75-01-4	Vinyl chloride	0.50	U	0.50	0.29
75-65-0	tert-Butyl alcohol	20	U	20	4.9
1330-20-7	Xylenes, Total	2.0	U	2.0	0.52

FORM I
GC/MS VOA ORGANICS ANALYSIS DATA SHEET

Lab Name: TestAmerica Canton | Job No.: 240-51914-1

SDG No.:

Client Sample ID: EL-SW01A-061115 | Lab Sample ID: 240-51914-37

Matrix: Water | Lab File ID: UXX9491.D

Analysis Method: 8260C | Date Collected: 06/11/2015 08:29

Sample wt/vol: 5(mL) | Date Analyzed: 06/19/2015 08:24

Soil Aliquot Vol: | Dilution Factor: 1

Soil Extract Vol.: | GC Column: DB-624 ID: 0.18(mm)

% Moisture: | Level: (low/med) Low

Analysis Batch No.: 185753 | Units: ug/L

CAS NO.	COMPOUND NAME	RESULT	Q	RL	MDL
124-48-1	Dibromochloromethane	1.0	U	1.0	0.43

CAS NO.	SURROGATE	%REC	Q	LIMITS
17060-07-0	1,2-Dichloroethane-d4 (Surr)	88		63-129
460-00-4	4-Bromofluorobenzene (Surr)	76		66-120
2037-26-5	Toluene-d8 (Surr)	93		74-120
1868-53-7	Dibromofluoromethane (Surr)	90		75-121

FORM I
GC/MS VOA ORGANICS ANALYSIS DATA SHEET
TENTATIVELY IDENTIFIED COMPOUNDS

Lab Name: TestAmerica Canton Job No.: 240-51914-1

SDG No.:

Client Sample ID: EL-SW01A-061115 Lab Sample ID: 240-51914-37

Matrix: Water Lab File ID: UXX9491.D

Analysis Method: 8260C Date Collected: 06/11/2015 08:29

Sample wt/vol: 5(mL) Date Analyzed: 06/19/2015 08:24

Soil Aliquot Vol: Dilution Factor: 1

Soil Extract Vol.: GC Column: DB-624 ID: 0.18(mm)

% Moisture: Level: (low/med) Low

Analysis Batch No.: 185753 Units: ug/L

Number TICs Found: 0 TIC Result Total: 0

CAS NO.	COMPOUND NAME	RT	RESULT	Q
	Tentatively Identified Compound		None	

FORM I-TIC 8260C

FORM I
GC/MS VOA ORGANICS ANALYSIS DATA SHEET
TARGETED TENATIVELY IDENTIFIED COMPOUNDS

Lab Name: TestAmerica Canton Job No.: 240-51914-1

SDG No.:

Client Sample ID: EL-SW01A-061115 Lab Sample ID: 240-51914-37

Matrix: Water Lab File ID: UXX9491.D

Analysis Method: 8260C Date Collected: 06/11/2015 08:29

Sample wt/vol: 5(mL) Date Analyzed: 06/19/2015 08:24

Soil Aliquot Vol: Dilution Factor: 1

Soil Extract Vol.: GC Column: DB-624 ID: 0.18(mm)

% Moisture: Level: (low/med) Low

Analysis Batch No.: 185753 Units: ug/L

CAS NO.	COMPOUND NAME	RT	RESULT	Q
75-45-6	Chlorodifluoromethane TIC		1.0	U

FORM I-TIC 8260C

FORM I
GC/MS VOA ORGANICS ANALYSIS DATA SHEET

Lab Name: TestAmerica Canton | Job No.: 240-51914-1

SDG No.:

Client Sample ID: EL-SW01B-061115 | Lab Sample ID: 240-51914-38

Matrix: Water | Lab File ID: UXX9492.D

Analysis Method: 8260C | Date Collected: 06/11/2015 08:34

Sample wt/vol: 5(mL) | Date Analyzed: 06/19/2015 08:47

Soil Aliquot Vol: | Dilution Factor: 1

Soil Extract Vol.: | GC Column: DB-624 ID: 0.18(mm)

% Moisture: | Level: (low/med) Low

Analysis Batch No.: 185753 | Units: ug/L

CAS NO.	COMPOUND NAME	RESULT	Q	RL	MDL
630-20-6	1,1,1,2-Tetrachloroethane	1.0	U	1.0	0.28
71-55-6	1,1,1-Trichloroethane	1.0	U	1.0	0.44
79-34-5	1,1,2,2-Tetrachloroethane	1.0	U	1.0	0.22
76-13-1	1,1,2-Trichloro-1,2,2-trichfluoroeth ane	1.0	U	1.0	0.45
75-34-3	1,1-Dichloroethane	1.0	U	1.0	0.30
75-35-4	1,1-Dichloroethene	1.0	U	1.0	0.45
563-58-6	1,1-Dichloropropene	1.0	U	1.0	0.42
87-61-6	1,2,3-Trichlorobenzene	1.0	U	1.0	0.37
96-18-4	1,2,3-Trichloropropane	1.0	U	1.0	0.44
526-73-8	1,2,3-Trimethylbenzene	5.0	U	5.0	0.47
120-82-1	1,2,4-Trichlorobenzene	1.0	U	1.0	0.32
95-63-6	1,2,4-Trimethylbenzene	1.0	U	1.0	0.41
96-12-8	1,2-Dibromo-3-Chloropropane	5.0	U	5.0	0.82
95-50-1	1,2-Dichlorobenzene	1.0	U	1.0	0.25
107-06-2	1,2-Dichloroethane	1.0	U	1.0	0.23
78-87-5	1,2-Dichloropropane	1.0	U	1.0	0.25
541-73-1	1,3-Dichlorobenzene	1.0	U	1.0	0.19
142-28-9	1,3-Dichloropropane	1.0	U	1.0	0.19
106-46-7	1,4-Dichlorobenzene	1.0	U	1.0	0.27
594-20-7	2,2-Dichloropropane	1.0	U	1.0	0.26
110-75-8	2-Chloroethyl vinyl ether	10	U	10	0.59
95-49-8	2-Chlorotoluene	1.0	U	1.0	0.40
591-78-6	2-Hexanone	5.0	U	5.0	0.48
108-86-1	Bromobenzene	1.0	U	1.0	0.35
74-97-5	Bromochloromethane	1.0	U	1.0	0.50
106-43-4	4-Chlorotoluene	1.0	U	1.0	0.29
99-87-6	p-Isopropyltoluene	1.0	U	1.0	0.43
67-64-1	Acetone	5.0	U	5.0	0.94
71-43-2	Benzene	1.0	U	1.0	0.35
75-25-2	Bromoform	1.0	U	1.0	0.56
74-83-9	Bromomethane	1.0	U	1.0	0.44
75-15-0	Carbon disulfide	1.0	U	1.0	0.38
56-23-5	Carbon tetrachloride	1.0	U	1.0	0.43
108-90-7	Chlorobenzene	1.0	U	1.0	0.25
75-00-3	Chloroethane	1.0	U	1.0	0.32

FORM I
GC/MS VOA ORGANICS ANALYSIS DATA SHEET

Lab Name: TestAmerica Canton | Job No.: 240-51914-1

SDG No.:

Client Sample ID: EL-SW01B-061115 | Lab Sample ID: 240-51914-38

Matrix: Water | Lab File ID: UXX9492.D

Analysis Method: 8260C | Date Collected: 06/11/2015 08:34

Sample wt/vol: 5(mL) | Date Analyzed: 06/19/2015 08:47

Soil Aliquot Vol: | Dilution Factor: 1

Soil Extract Vol.: | GC Column: DB-624 ID: 0.18(mm)

% Moisture: | Level: (low/med) Low

Analysis Batch No.: 185753 | Units: ug/L

CAS NO.	COMPOUND NAME	RESULT	Q	RL	MDL
67-66-3	Chloroform	1.0	U	1.0	0.25
74-87-3	Chloromethane	1.0	U	1.0	0.44
156-59-2	cis-1,2-Dichloroethene	1.0	U	1.0	0.26
10061-01-5	cis-1,3-Dichloropropene	1.0	U	1.0	0.46
87-68-3	Hexachlorobutadiene	1.0	U	1.0	0.35
74-95-3	Dibromomethane	1.0	U	1.0	0.42
75-27-4	Bromodichloromethane	1.0	U	1.0	0.29
75-71-8	Dichlorodifluoromethane	1.0	U	1.0	0.32
100-41-4	Ethylbenzene	1.0	U	1.0	0.25
106-93-4	1,2-Dibromoethane	1.0	U	1.0	0.32
108-20-3	Diisopropyl ether	5.0	U	5.0	0.50
91-20-3	Naphthalene	1.0	U	1.0	0.45
179601-23-1	m-Xylene & p-Xylene	2.0	U	2.0	0.24
104-51-8	n-Butylbenzene	1.0	U	1.0	0.31
98-82-8	Isopropylbenzene	1.0	U	1.0	0.35
103-65-1	n-Propylbenzene	1.0	U	1.0	0.40
78-93-3	2-Butanone	5.0	U	5.0	0.53
108-10-1	4-Methyl-2-pentanone	5.0	U	5.0	0.99
135-98-8	sec-Butylbenzene	1.0	U	1.0	0.48
1634-04-4	Methyl tert-butyl ether	1.0	U	1.0	0.20
994-05-8	Tert-amyl-methyl ether (TAME)	5.0	U	5.0	0.30
75-09-2	Methylene Chloride	1.0	U	1.0	0.33
95-47-6	o-Xylene	1.0	U	1.0	0.25
100-42-5	Styrene	1.0	U	1.0	0.45
637-92-3	Ethyl-t-butyl ether (ETBE)	5.0	U	5.0	0.23
98-06-6	tert-Butylbenzene	1.0	U	1.0	0.41
127-18-4	Tetrachloroethene	1.0	U	1.0	0.31
108-88-3	Toluene	1.0	U	1.0	0.23
156-60-5	trans-1,2-Dichloroethene	1.0	U	1.0	0.30
10061-02-6	trans-1,3-Dichloropropene	1.0	U	1.0	0.56
79-01-6	Trichloroethene	1.0	U	1.0	0.22
75-69-4	Trichlorofluoromethane	1.0	U	1.0	0.49
108-05-4	Vinyl acetate	2.0	U	2.0	0.41
75-01-4	Vinyl chloride	0.50	U	0.50	0.29
75-65-0	tert-Butyl alcohol	20	U	20	4.9
1330-20-7	Xylenes, Total	2.0	U	2.0	0.52

FORM I
GC/MS VOA ORGANICS ANALYSIS DATA SHEET

Lab Name: TestAmerica Canton | Job No.: 240-51914-1

SDG No.:

Client Sample ID: EL-SW01B-061115 | Lab Sample ID: 240-51914-38

Matrix: Water | Lab File ID: UXX9492.D

Analysis Method: 8260C | Date Collected: 06/11/2015 08:34

Sample wt/vol: 5(mL) | Date Analyzed: 06/19/2015 08:47

Soil Aliquot Vol: | Dilution Factor: 1

Soil Extract Vol.: | GC Column: DB-624 ID: 0.18(mm)

% Moisture: | Level: (low/med) Low

Analysis Batch No.: 185753 | Units: ug/L

CAS NO.	COMPOUND NAME	RESULT	Q	RL	MDL
124-48-1	Dibromochloromethane	1.0	U	1.0	0.43

CAS NO.	SURROGATE	%REC	Q	LIMITS
17060-07-0	1,2-Dichloroethane-d4 (Surr)	88		63-129
460-00-4	4-Bromofluorobenzene (Surr)	77		66-120
2037-26-5	Toluene-d8 (Surr)	94		74-120
1868-53-7	Dibromofluoromethane (Surr)	89		75-121

FORM I
GC/MS VOA ORGANICS ANALYSIS DATA SHEET
TENTATIVELY IDENTIFIED COMPOUNDS

Lab Name: TestAmerica Canton Job No.: 240-51914-1

SDG No.:

Client Sample ID: EL-SW01B-061115 Lab Sample ID: 240-51914-38

Matrix: Water Lab File ID: UXX9492.D

Analysis Method: 8260C Date Collected: 06/11/2015 08:34

Sample wt/vol: 5(mL) Date Analyzed: 06/19/2015 08:47

Soil Aliquot Vol: Dilution Factor: 1

Soil Extract Vol.: GC Column: DB-624 ID: 0.18(mm)

% Moisture: Level: (low/med) Low

Analysis Batch No.: 185753 Units: ug/L

Number TICs Found: 0 TIC Result Total: 0

CAS NO.	COMPOUND NAME	RT	RESULT	Q
	Tentatively Identified Compound		None	

FORM I-TIC 8260C

FORM I
GC/MS VOA ORGANICS ANALYSIS DATA SHEET
TARGETED TENATIVELY IDENTIFIED COMPOUNDS

Lab Name: TestAmerica Canton Job No.: 240-51914-1

SDG No.:

Client Sample ID: EL-SW01B-061115 Lab Sample ID: 240-51914-38

Matrix: Water Lab File ID: UXX9492.D

Analysis Method: 8260C Date Collected: 06/11/2015 08:34

Sample wt/vol: 5(mL) Date Analyzed: 06/19/2015 08:47

Soil Aliquot Vol: Dilution Factor: 1

Soil Extract Vol.: GC Column: DB-624 ID: 0.18(mm)

% Moisture: Level: (low/med) Low

Analysis Batch No.: 185753 Units: ug/L

CAS NO.	COMPOUND NAME	RT	RESULT	Q
75-45-6	Chlorodifluoromethane TIC		1.0	U

FORM I-TIC 8260C

FORM I
GC/MS VOA ORGANICS ANALYSIS DATA SHEET

Lab Name: TestAmerica Canton | Job No.: 240-51914-1
SDG No.:
Client Sample ID: EL-SW01C-061115 | Lab Sample ID: 240-51914-39
Matrix: Water | Lab File ID: UXX9493.D
Analysis Method: 8260C | Date Collected: 06/11/2015 08:38
Sample wt/vol: 5(mL) | Date Analyzed: 06/19/2015 09:35
Soil Aliquot Vol: | Dilution Factor: 1
Soil Extract Vol.: | GC Column: DB-624 ID: 0.18(mm)
% Moisture: | Level: (low/med) Low
Analysis Batch No.: 185753 | Units: ug/L

CAS NO.	COMPOUND NAME	RESULT	Q	RL	MDL
630-20-6	1,1,1,2-Tetrachloroethane	1.0	U	1.0	0.28
71-55-6	1,1,1-Trichloroethane	1.0	U	1.0	0.44
79-34-5	1,1,2,2-Tetrachloroethane	1.0	U	1.0	0.22
76-13-1	1,1,2-Trichloro-1,2,2-trichfluoroethane	1.0	U	1.0	0.45
75-34-3	1,1-Dichloroethane	1.0	U	1.0	0.30
75-35-4	1,1-Dichloroethene	1.0	U	1.0	0.45
563-58-6	1,1-Dichloropropene	1.0	U	1.0	0.42
87-61-6	1,2,3-Trichlorobenzene	1.0	U	1.0	0.37
96-18-4	1,2,3-Trichloropropane	1.0	U	1.0	0.44
526-73-8	1,2,3-Trimethylbenzene	5.0	U	5.0	0.47
120-82-1	1,2,4-Trichlorobenzene	1.0	U	1.0	0.32
95-63-6	1,2,4-Trimethylbenzene	1.0	U	1.0	0.41
96-12-8	1,2-Dibromo-3-Chloropropane	5.0	U	5.0	0.82
95-50-1	1,2-Dichlorobenzene	1.0	U	1.0	0.25
107-06-2	1,2-Dichloroethane	1.0	U	1.0	0.23
78-87-5	1,2-Dichloropropane	1.0	U	1.0	0.25
541-73-1	1,3-Dichlorobenzene	1.0	U	1.0	0.19
142-28-9	1,3-Dichloropropane	1.0	U	1.0	0.19
106-46-7	1,4-Dichlorobenzene	1.0	U	1.0	0.27
594-20-7	2,2-Dichloropropane	1.0	U	1.0	0.26
110-75-8	2-Chloroethyl vinyl ether	10	U	10	0.59
95-49-8	2-Chlorotoluene	1.0	U	1.0	0.40
591-78-6	2-Hexanone	5.0	U	5.0	0.48
108-86-1	Bromobenzene	1.0	U	1.0	0.35
74-97-5	Bromochloromethane	1.0	U	1.0	0.50
106-43-4	4-Chlorotoluene	1.0	U	1.0	0.29
99-87-6	p-Isopropyltoluene	1.0	U	1.0	0.43
67-64-1	Acetone	5.0	U	5.0	0.94
71-43-2	Benzene	1.0	U	1.0	0.35
75-25-2	Bromoform	1.0	U	1.0	0.56
74-83-9	Bromomethane	1.0	U	1.0	0.44
75-15-0	Carbon disulfide	1.0	U	1.0	0.38
56-23-5	Carbon tetrachloride	1.0	U	1.0	0.43
108-90-7	Chlorobenzene	1.0	U	1.0	0.25
75-00-3	Chloroethane	1.0	U	1.0	0.32

FORM I
GC/MS VOA ORGANICS ANALYSIS DATA SHEET

Lab Name: TestAmerica Canton | Job No.: 240-51914-1

SDG No.:

Client Sample ID: EL-SW01C-061115 | Lab Sample ID: 240-51914-39

Matrix: Water | Lab File ID: UXX9493.D

Analysis Method: 8260C | Date Collected: 06/11/2015 08:38

Sample wt/vol: 5(mL) | Date Analyzed: 06/19/2015 09:35

Soil Aliquot Vol: | Dilution Factor: 1

Soil Extract Vol.: | GC Column: DB-624 ID: 0.18(mm)

% Moisture: | Level: (low/med) Low

Analysis Batch No.: 185753 | Units: ug/L

CAS NO.	COMPOUND NAME	RESULT	Q	RL	MDL
67-66-3	Chloroform	1.0	U	1.0	0.25
74-87-3	Chloromethane	1.0	U	1.0	0.44
156-59-2	cis-1,2-Dichloroethene	1.0	U	1.0	0.26
10061-01-5	cis-1,3-Dichloropropene	1.0	U	1.0	0.46
87-68-3	Hexachlorobutadiene	1.0	U	1.0	0.35
74-95-3	Dibromomethane	1.0	U	1.0	0.42
75-27-4	Bromodichloromethane	1.0	U	1.0	0.29
75-71-8	Dichlorodifluoromethane	1.0	U	1.0	0.32
100-41-4	Ethylbenzene	1.0	U	1.0	0.25
106-93-4	1,2-Dibromoethane	1.0	U	1.0	0.32
108-20-3	Diisopropyl ether	5.0	U	5.0	0.50
91-20-3	Naphthalene	1.0	U	1.0	0.45
179601-23-1	m-Xylene & p-Xylene	2.0	U	2.0	0.24
104-51-8	n-Butylbenzene	1.0	U	1.0	0.31
98-82-8	Isopropylbenzene	1.0	U	1.0	0.35
103-65-1	n-Propylbenzene	1.0	U	1.0	0.40
78-93-3	2-Butanone	5.0	U	5.0	0.53
108-10-1	4-Methyl-2-pentanone	5.0	U	5.0	0.99
135-98-8	sec-Butylbenzene	1.0	U	1.0	0.48
1634-04-4	Methyl tert-butyl ether	1.0	U	1.0	0.20
994-05-8	Tert-amyl-methyl ether (TAME)	5.0	U	5.0	0.30
75-09-2	Methylene Chloride	1.0	U	1.0	0.33
95-47-6	o-Xylene	1.0	U	1.0	0.25
100-42-5	Styrene	1.0	U	1.0	0.45
637-92-3	Ethyl-t-butyl ether (ETBE)	5.0	U	5.0	0.23
98-06-6	tert-Butylbenzene	1.0	U	1.0	0.41
127-18-4	Tetrachloroethene	1.0	U	1.0	0.31
108-88-3	Toluene	1.0	U	1.0	0.23
156-60-5	trans-1,2-Dichloroethene	1.0	U	1.0	0.30
10061-02-6	trans-1,3-Dichloropropene	1.0	U	1.0	0.56
79-01-6	Trichloroethene	0.23	J	1.0	0.22
75-69-4	Trichlorofluoromethane	1.0	U	1.0	0.49
108-05-4	Vinyl acetate	2.0	U	2.0	0.41
75-01-4	Vinyl chloride	0.50	U	0.50	0.29
75-65-0	tert-Butyl alcohol	20	U	20	4.9
1330-20-7	Xylenes, Total	2.0	U	2.0	0.52

FORM I
GC/MS VOA ORGANICS ANALYSIS DATA SHEET

Lab Name: TestAmerica Canton | Job No.: 240-51914-1

SDG No.:

Client Sample ID: EL-SW01C-061115 | Lab Sample ID: 240-51914-39

Matrix: Water | Lab File ID: UXX9493.D

Analysis Method: 8260C | Date Collected: 06/11/2015 08:38

Sample wt/vol: 5(mL) | Date Analyzed: 06/19/2015 09:35

Soil Aliquot Vol: | Dilution Factor: 1

Soil Extract Vol.: | GC Column: DB-624 ID: 0.18(mm)

% Moisture: | Level: (low/med) Low

Analysis Batch No.: 185753 | Units: ug/L

CAS NO.	COMPOUND NAME	RESULT	Q	RL	MDL
124-48-1	Dibromochloromethane	1.0	U	1.0	0.43

CAS NO.	SURROGATE	%REC	Q	LIMITS
17060-07-0	1,2-Dichloroethane-d4 (Surr)	86		63-129
460-00-4	4-Bromofluorobenzene (Surr)	71		66-120
2037-26-5	Toluene-d8 (Surr)	92		74-120
1868-53-7	Dibromofluoromethane (Surr)	88		75-121

FORM I
GC/MS VOA ORGANICS ANALYSIS DATA SHEET
TENTATIVELY IDENTIFIED COMPOUNDS

Lab Name: TestAmerica Canton Job No.: 240-51914-1

SDG No.:

Client Sample ID: EL-SW01C-061115 Lab Sample ID: 240-51914-39

Matrix: Water Lab File ID: UXX9493.D

Analysis Method: 8260C Date Collected: 06/11/2015 08:38

Sample wt/vol: 5(mL) Date Analyzed: 06/19/2015 09:35

Soil Aliquot Vol: Dilution Factor: 1

Soil Extract Vol.: GC Column: DB-624 ID: 0.18(mm)

% Moisture: Level: (low/med) Low

Analysis Batch No.: 185753 Units: ug/L

Number TICs Found: 0 TIC Result Total: 0

CAS NO.	COMPOUND NAME	RT	RESULT	Q
	Tentatively Identified Compound		None	

FORM I-TIC 8260C

FORM I
GC/MS VOA ORGANICS ANALYSIS DATA SHEET
TARGETED TENATIVELY IDENTIFIED COMPOUNDS

Lab Name: TestAmerica Canton Job No.: 240-51914-1

SDG No.:

Client Sample ID: EL-SW01C-061115 Lab Sample ID: 240-51914-39

Matrix: Water Lab File ID: UXX9493.D

Analysis Method: 8260C Date Collected: 06/11/2015 08:38

Sample wt/vol: 5(mL) Date Analyzed: 06/19/2015 09:35

Soil Aliquot Vol: Dilution Factor: 1

Soil Extract Vol.: GC Column: DB-624 ID: 0.18(mm)

% Moisture: Level: (low/med) Low

Analysis Batch No.: 185753 Units: ug/L

CAS NO.	COMPOUND NAME	RT	RESULT	Q
75-45-6	Chlorodifluoromethane TIC		1.0	U

FORM I-TIC 8260C

FORM I
GC/MS VOA ORGANICS ANALYSIS DATA SHEET

Lab Name: TestAmerica Canton | Job No.: 240-51914-1
SDG No.:
Client Sample ID: EL-SW01D-061115 | Lab Sample ID: 240-51914-40
Matrix: Water | Lab File ID: UXX9494.D
Analysis Method: 8260C | Date Collected: 06/11/2015 08:41
Sample wt/vol: 5(mL) | Date Analyzed: 06/19/2015 09:58
Soil Aliquot Vol: | Dilution Factor: 1
Soil Extract Vol.: | GC Column: DB-624 ID: 0.18(mm)
% Moisture: | Level: (low/med) Low
Analysis Batch No.: 185753 | Units: ug/L

CAS NO.	COMPOUND NAME	RESULT	Q	RL	MDL
630-20-6	1,1,1,2-Tetrachloroethane	1.0	U	1.0	0.28
71-55-6	1,1,1-Trichloroethane	1.0	U	1.0	0.44
79-34-5	1,1,2,2-Tetrachloroethane	1.0	U	1.0	0.22
76-13-1	1,1,2-Trichloro-1,2,2-trichfluoroethane	1.0	U	1.0	0.45
75-34-3	1,1-Dichloroethane	1.0	U	1.0	0.30
75-35-4	1,1-Dichloroethene	1.0	U	1.0	0.45
563-58-6	1,1-Dichloropropene	1.0	U	1.0	0.42
87-61-6	1,2,3-Trichlorobenzene	1.0	U	1.0	0.37
96-18-4	1,2,3-Trichloropropane	1.0	U	1.0	0.44
526-73-8	1,2,3-Trimethylbenzene	5.0	U	5.0	0.47
120-82-1	1,2,4-Trichlorobenzene	1.0	U	1.0	0.32
95-63-6	1,2,4-Trimethylbenzene	1.0	U	1.0	0.41
96-12-8	1,2-Dibromo-3-Chloropropane	5.0	U	5.0	0.82
95-50-1	1,2-Dichlorobenzene	1.0	U	1.0	0.25
107-06-2	1,2-Dichloroethane	1.0	U	1.0	0.23
78-87-5	1,2-Dichloropropane	1.0	U	1.0	0.25
541-73-1	1,3-Dichlorobenzene	1.0	U	1.0	0.19
142-28-9	1,3-Dichloropropane	1.0	U	1.0	0.19
106-46-7	1,4-Dichlorobenzene	1.0	U	1.0	0.27
594-20-7	2,2-Dichloropropane	1.0	U	1.0	0.26
110-75-8	2-Chloroethyl vinyl ether	10	U	10	0.59
95-49-8	2-Chlorotoluene	1.0	U	1.0	0.40
591-78-6	2-Hexanone	5.0	U	5.0	0.48
108-86-1	Bromobenzene	1.0	U	1.0	0.35
74-97-5	Bromochloromethane	1.0	U	1.0	0.50
106-43-4	4-Chlorotoluene	1.0	U	1.0	0.29
99-87-6	p-Isopropyltoluene	1.0	U	1.0	0.43
67-64-1	Acetone	5.0	U	5.0	0.94
71-43-2	Benzene	1.0	U	1.0	0.35
75-25-2	Bromoform	1.0	U	1.0	0.56
74-83-9	Bromomethane	1.0	U	1.0	0.44
75-15-0	Carbon disulfide	1.0	U	1.0	0.38
56-23-5	Carbon tetrachloride	1.0	U	1.0	0.43
108-90-7	Chlorobenzene	1.0	U	1.0	0.25
75-00-3	Chloroethane	1.0	U	1.0	0.32

FORM I
GC/MS VOA ORGANICS ANALYSIS DATA SHEET

Lab Name: TestAmerica Canton | Job No.: 240-51914-1

SDG No.:

Client Sample ID: EL-SW01D-061115 | Lab Sample ID: 240-51914-40

Matrix: Water | Lab File ID: UXX9494.D

Analysis Method: 8260C | Date Collected: 06/11/2015 08:41

Sample wt/vol: 5(mL) | Date Analyzed: 06/19/2015 09:58

Soil Aliquot Vol: | Dilution Factor: 1

Soil Extract Vol.: | GC Column: DB-624 ID: 0.18(mm)

% Moisture: | Level: (low/med) Low

Analysis Batch No.: 185753 | Units: ug/L

CAS NO.	COMPOUND NAME	RESULT	Q	RL	MDL
67-66-3	Chloroform	1.0	U	1.0	0.25
74-87-3	Chloromethane	1.0	U	1.0	0.44
156-59-2	cis-1,2-Dichloroethene	0.28	J	1.0	0.26
10061-01-5	cis-1,3-Dichloropropene	1.0	U	1.0	0.46
87-68-3	Hexachlorobutadiene	1.0	U	1.0	0.35
74-95-3	Dibromomethane	1.0	U	1.0	0.42
75-27-4	Bromodichloromethane	1.0	U	1.0	0.29
75-71-8	Dichlorodifluoromethane	1.0	U	1.0	0.32
100-41-4	Ethylbenzene	1.0	U	1.0	0.25
106-93-4	1,2-Dibromoethane	1.0	U	1.0	0.32
108-20-3	Diisopropyl ether	5.0	U	5.0	0.50
91-20-3	Naphthalene	1.0	U	1.0	0.45
179601-23-1	m-Xylene & p-Xylene	2.0	U	2.0	0.24
104-51-8	n-Butylbenzene	1.0	U	1.0	0.31
98-82-8	Isopropylbenzene	1.0	U	1.0	0.35
103-65-1	n-Propylbenzene	1.0	U	1.0	0.40
78-93-3	2-Butanone	5.0	U	5.0	0.53
108-10-1	4-Methyl-2-pentanone	5.0	U	5.0	0.99
135-98-8	sec-Butylbenzene	1.0	U	1.0	0.48
1634-04-4	Methyl tert-butyl ether	1.0	U	1.0	0.20
994-05-8	Tert-amyl-methyl ether (TAME)	5.0	U	5.0	0.30
75-09-2	Methylene Chloride	1.0	U	1.0	0.33
95-47-6	o-Xylene	1.0	U	1.0	0.25
100-42-5	Styrene	1.0	U	1.0	0.45
637-92-3	Ethyl-t-butyl ether (ETBE)	5.0	U	5.0	0.23
98-06-6	tert-Butylbenzene	1.0	U	1.0	0.41
127-18-4	Tetrachloroethene	1.0	U	1.0	0.31
108-88-3	Toluene	1.0	U	1.0	0.23
156-60-5	trans-1,2-Dichloroethene	1.0	U	1.0	0.30
10061-02-6	trans-1,3-Dichloropropene	1.0	U	1.0	0.56
79-01-6	Trichloroethene	0.56	J	1.0	0.22
75-69-4	Trichlorofluoromethane	1.0	U	1.0	0.49
108-05-4	Vinyl acetate	2.0	U	2.0	0.41
75-01-4	Vinyl chloride	0.50	U	0.50	0.29
75-65-0	tert-Butyl alcohol	20	U	20	4.9
1330-20-7	Xylenes, Total	2.0	U	2.0	0.52

FORM I
GC/MS VOA ORGANICS ANALYSIS DATA SHEET

Lab Name: TestAmerica Canton | Job No.: 240-51914-1

SDG No.:

Client Sample ID: EL-SW01D-061115 | Lab Sample ID: 240-51914-40

Matrix: Water | Lab File ID: UXX9494.D

Analysis Method: 8260C | Date Collected: 06/11/2015 08:41

Sample wt/vol: 5(mL) | Date Analyzed: 06/19/2015 09:58

Soil Aliquot Vol: | Dilution Factor: 1

Soil Extract Vol.: | GC Column: DB-624 ID: 0.18(mm)

% Moisture: | Level: (low/med) Low

Analysis Batch No.: 185753 | Units: ug/L

CAS NO.	COMPOUND NAME	RESULT	Q	RL	MDL
124-48-1	Dibromochloromethane	1.0	U	1.0	0.43

CAS NO.	SURROGATE	%REC	Q	LIMITS
17060-07-0	1,2-Dichloroethane-d4 (Surr)	87		63-129
460-00-4	4-Bromofluorobenzene (Surr)	76		66-120
2037-26-5	Toluene-d8 (Surr)	94		74-120
1868-53-7	Dibromofluoromethane (Surr)	89		75-121

FORM I
GC/MS VOA ORGANICS ANALYSIS DATA SHEET
TENTATIVELY IDENTIFIED COMPOUNDS

Lab Name: TestAmerica Canton Job No.: 240-51914-1

SDG No.:

Client Sample ID: EL-SW01D-061115 Lab Sample ID: 240-51914-40

Matrix: Water Lab File ID: UXX9494.D

Analysis Method: 8260C Date Collected: 06/11/2015 08:41

Sample wt/vol: 5(mL) Date Analyzed: 06/19/2015 09:58

Soil Aliquot Vol: Dilution Factor: 1

Soil Extract Vol.: GC Column: DB-624 ID: 0.18(mm)

% Moisture: Level: (low/med) Low

Analysis Batch No.: 185753 Units: ug/L

Number TICs Found: 0 TIC Result Total: 0

CAS NO.	COMPOUND NAME	RT	RESULT	Q
	Tentatively Identified Compound		None	

FORM I-TIC 8260C

FORM I
GC/MS VOA ORGANICS ANALYSIS DATA SHEET
TARGETED TENATIVELY IDENTIFIED COMPOUNDS

Lab Name: TestAmerica Canton Job No.: 240-51914-1

SDG No.:

Client Sample ID: EL-SW01D-061115 Lab Sample ID: 240-51914-40

Matrix: Water Lab File ID: UXX9494.D

Analysis Method: 8260C Date Collected: 06/11/2015 08:41

Sample wt/vol: 5(mL) Date Analyzed: 06/19/2015 09:58

Soil Aliquot Vol: Dilution Factor: 1

Soil Extract Vol.: GC Column: DB-624 ID: 0.18(mm)

% Moisture: Level: (low/med) Low

Analysis Batch No.: 185753 Units: ug/L

CAS NO.	COMPOUND NAME	RT	RESULT	Q
75-45-6	Chlorodifluoromethane TIC		1.0	U

FORM I-TIC 8260C

FORM I
GC/MS VOA ORGANICS ANALYSIS DATA SHEET

Lab Name: TestAmerica Canton | Job No.: 240-51914-1
SDG No.:
Client Sample ID: TB-061115 | Lab Sample ID: 240-51914-41
Matrix: Water | Lab File ID: UXR4362.D
Analysis Method: 8260C | Date Collected: 06/11/2015 00:00
Sample wt/vol: 5(mL) | Date Analyzed: 06/19/2015 12:03
Soil Aliquot Vol: | Dilution Factor: 1
Soil Extract Vol.: | GC Column: DB-624 ID: 0.18(mm)
% Moisture: | Level: (low/med) Low
Analysis Batch No.: 185886 | Units: ug/L

CAS NO.	COMPOUND NAME	RESULT	Q	RL	MDL
630-20-6	1,1,1,2-Tetrachloroethane	1.0	U	1.0	0.28
71-55-6	1,1,1-Trichloroethane	1.0	U	1.0	0.44
79-34-5	1,1,2,2-Tetrachloroethane	1.0	U	1.0	0.22
76-13-1	1,1,2-Trichloro-1,2,2-trichfluoroethane	1.0	U	1.0	0.45
75-34-3	1,1-Dichloroethane	1.0	U	1.0	0.30
75-35-4	1,1-Dichloroethene	1.0	U	1.0	0.45
563-58-6	1,1-Dichloropropene	1.0	U	1.0	0.42
87-61-6	1,2,3-Trichlorobenzene	1.0	U	1.0	0.37
96-18-4	1,2,3-Trichloropropane	1.0	U	1.0	0.44
526-73-8	1,2,3-Trimethylbenzene	5.0	U	5.0	0.47
120-82-1	1,2,4-Trichlorobenzene	1.0	U	1.0	0.32
95-63-6	1,2,4-Trimethylbenzene	1.0	U	1.0	0.41
96-12-8	1,2-Dibromo-3-Chloropropane	5.0	U	5.0	0.82
95-50-1	1,2-Dichlorobenzene	1.0	U	1.0	0.25
107-06-2	1,2-Dichloroethane	1.0	U	1.0	0.23
78-87-5	1,2-Dichloropropane	1.0	U	1.0	0.25
541-73-1	1,3-Dichlorobenzene	1.0	U	1.0	0.19
142-28-9	1,3-Dichloropropane	1.0	U	1.0	0.19
106-46-7	1,4-Dichlorobenzene	1.0	U	1.0	0.27
594-20-7	2,2-Dichloropropane	1.0	U	1.0	0.26
110-75-8	2-Chloroethyl vinyl ether	10	U	10	0.59
95-49-8	2-Chlorotoluene	1.0	U	1.0	0.40
591-78-6	2-Hexanone	5.0	U	5.0	0.48
108-86-1	Bromobenzene	1.0	U	1.0	0.35
74-97-5	Bromochloromethane	1.0	U	1.0	0.50
106-43-4	4-Chlorotoluene	1.0	U	1.0	0.29
99-87-6	p-Isopropyltoluene	1.0	U	1.0	0.43
67-64-1	Acetone	5.0	U	5.0	0.94
71-43-2	Benzene	1.0	U	1.0	0.35
75-25-2	Bromoform	1.0	U	1.0	0.56
74-83-9	Bromomethane	1.0	U	1.0	0.44
75-15-0	Carbon disulfide	1.0	U	1.0	0.38
56-23-5	Carbon tetrachloride	1.0	U	1.0	0.43
108-90-7	Chlorobenzene	1.0	U	1.0	0.25
75-00-3	Chloroethane	1.0	U	1.0	0.32

FORM I
GC/MS VOA ORGANICS ANALYSIS DATA SHEET

Lab Name: TestAmerica Canton | Job No.: 240-51914-1

SDG No.:

Client Sample ID: TB-061115 | Lab Sample ID: 240-51914-41

Matrix: Water | Lab File ID: UXR4362.D

Analysis Method: 8260C | Date Collected: 06/11/2015 00:00

Sample wt/vol: 5(mL) | Date Analyzed: 06/19/2015 12:03

Soil Aliquot Vol: | Dilution Factor: 1

Soil Extract Vol.: | GC Column: DB-624 ID: 0.18(mm)

% Moisture: | Level: (low/med) Low

Analysis Batch No.: 185886 | Units: ug/L

CAS NO.	COMPOUND NAME	RESULT	Q	RL	MDL
67-66-3	Chloroform	1.0	U	1.0	0.25
74-87-3	Chloromethane	1.0	U	1.0	0.44
156-59-2	cis-1,2-Dichloroethene	1.0	U	1.0	0.26
10061-01-5	cis-1,3-Dichloropropene	1.0	U	1.0	0.46
87-68-3	Hexachlorobutadiene	1.0	U	1.0	0.35
74-95-3	Dibromomethane	1.0	U	1.0	0.42
75-27-4	Bromodichloromethane	1.0	U	1.0	0.29
75-71-8	Dichlorodifluoromethane	1.0	U	1.0	0.32
100-41-4	Ethylbenzene	1.0	U	1.0	0.25
106-93-4	1,2-Dibromoethane	1.0	U	1.0	0.32
108-20-3	Diisopropyl ether	5.0	U	5.0	0.50
91-20-3	Naphthalene	1.0	U	1.0	0.45
179601-23-1	m-Xylene & p-Xylene	2.0	U	2.0	0.24
104-51-8	n-Butylbenzene	1.0	U	1.0	0.31
98-82-8	Isopropylbenzene	1.0	U	1.0	0.35
103-65-1	n-Propylbenzene	1.0	U	1.0	0.40
78-93-3	2-Butanone	5.0	U	5.0	0.53
108-10-1	4-Methyl-2-pentanone	5.0	U	5.0	0.99
135-98-8	sec-Butylbenzene	1.0	U	1.0	0.48
1634-04-4	Methyl tert-butyl ether	1.0	U	1.0	0.20
994-05-8	Tert-amyl-methyl ether (TAME)	5.0	U	5.0	0.30
75-09-2	Methylene Chloride	1.0	U	1.0	0.33
95-47-6	o-Xylene	1.0	U	1.0	0.25
100-42-5	Styrene	1.0	U	1.0	0.45
637-92-3	Ethyl-t-butyl ether (ETBE)	5.0	U	5.0	0.23
98-06-6	tert-Butylbenzene	1.0	U	1.0	0.41
127-18-4	Tetrachloroethene	1.0	U	1.0	0.31
108-88-3	Toluene	1.0	U	1.0	0.23
156-60-5	trans-1,2-Dichloroethene	1.0	U	1.0	0.30
10061-02-6	trans-1,3-Dichloropropene	1.0	U	1.0	0.56
79-01-6	Trichloroethene	1.0	U	1.0	0.22
75-69-4	Trichlorofluoromethane	1.0	U	1.0	0.49
108-05-4	Vinyl acetate	2.0	U	2.0	0.41
75-01-4	Vinyl chloride	0.50	U	0.50	0.29
75-65-0	tert-Butyl alcohol	20	U	20	4.9
1330-20-7	Xylenes, Total	2.0	U	2.0	0.52

FORM I
GC/MS VOA ORGANICS ANALYSIS DATA SHEET

Lab Name: TestAmerica Canton | Job No.: 240-51914-1

SDG No.:

Client Sample ID: TB-061115 | Lab Sample ID: 240-51914-41

Matrix: Water | Lab File ID: UXR4362.D

Analysis Method: 8260C | Date Collected: 06/11/2015 00:00

Sample wt/vol: 5(mL) | Date Analyzed: 06/19/2015 12:03

Soil Aliquot Vol: | Dilution Factor: 1

Soil Extract Vol.: | GC Column: DB-624 ID: 0.18(mm)

% Moisture: | Level: (low/med) Low

Analysis Batch No.: 185886 | Units: ug/L

CAS NO.	COMPOUND NAME	RESULT	Q	RL	MDL
124-48-1	Dibromochloromethane	1.0	U	1.0	0.43

CAS NO.	SURROGATE	%REC	Q	LIMITS
17060-07-0	1,2-Dichloroethane-d4 (Surr)	104		63-129
460-00-4	4-Bromofluorobenzene (Surr)	79		66-120
2037-26-5	Toluene-d8 (Surr)	85		74-120
1868-53-7	Dibromofluoromethane (Surr)	108		75-121

FORM I
GC/MS VOA ORGANICS ANALYSIS DATA SHEET
TENTATIVELY IDENTIFIED COMPOUNDS

Lab Name: TestAmerica Canton Job No.: 240-51914-1

SDG No.:

Client Sample ID: TB-061115 Lab Sample ID: 240-51914-41

Matrix: Water Lab File ID: UXR4362.D

Analysis Method: 8260C Date Collected: 06/11/2015 00:00

Sample wt/vol: 5(mL) Date Analyzed: 06/19/2015 12:03

Soil Aliquot Vol: Dilution Factor: 1

Soil Extract Vol.: GC Column: DB-624 ID: 0.18(mm)

% Moisture: Level: (low/med) Low

Analysis Batch No.: 185886 Units: ug/L

Number TICs Found: 0 TIC Result Total: 0

CAS NO.	COMPOUND NAME	RT	RESULT	Q
	Tentatively Identified Compound		None	

FORM I-TIC 8260C

FORM I
GC/MS VOA ORGANICS ANALYSIS DATA SHEET
TARGETED TENATIVELY IDENTIFIED COMPOUNDS

Lab Name: TestAmerica Canton Job No.: 240-51914-1

SDG No.:

Client Sample ID: TB-061115 Lab Sample ID: 240-51914-41

Matrix: Water Lab File ID: UXR4362.D

Analysis Method: 8260C Date Collected: 06/11/2015 00:00

Sample wt/vol: 5(mL) Date Analyzed: 06/19/2015 12:03

Soil Aliquot Vol: Dilution Factor: 1

Soil Extract Vol.: GC Column: DB-624 ID: 0.18(mm)

% Moisture: Level: (low/med) Low

Analysis Batch No.: 185886 Units: ug/L

CAS NO.	COMPOUND NAME	RT	RESULT	Q
75-45-6	Chlorodifluoromethane TIC		1.0	U

FORM I-TIC 8260C

Appendix C

Support Documentation

LMC - MARTIN STATE AIRPORT
SDG 240-51914-1

SAMPLE IDENTIFICATION	MSA-SW42C-061115
COMPOUND	TRICHLOROETHENE
COMPOUND AREA	127294
INTERNAL STANDARD AMOUNT (ng)	50
VOLUME WATER PURGED (ml)	5
DILUTION FACTOR	1
INTERNAL STANDARD AREA	1467380
AVERAGE RRF	0.2519
ml to µl	1000
ng to µg	1000
	3.4 µg/L

127294 x 50ng x 1 x 1000ml X 1µg /1467380 x 0.2519 x 5ml x 1L x 1000ng

Report Date: 24-Jun-2015 11:00:11 Chrom Revision: 2.2 23-Jun-2015 15:30:48

TestAmerica Canton
Target Compound Quantitation Report

Data File: \\ChromNA\Canton\ChromData\A3UX10\20150618-44736.b\UXX9477.D
Lims ID: 240-51914-B-23 Lab Sample ID: 240-51914-23
Client ID: MSA-SW42C-061115
Sample Type: Client
Inject. Date: 19-Jun-2015 03:12:30 ALS Bottle#: 38 Worklist Smp#: 9
Purge Vol: 5.000 mL Dil. Factor: 1.0000
Sample Info: 240-0044736-009
Operator ID: 1904 Instrument ID: A3UX10

Method: \\ChromNA\Canton\ChromData\A3UX10\20150618-44736.b\8260_10.m
Limit Group: MSV 8260DOD ICAL
Last Update: 24-Jun-2015 10:59:58 Calib Date: 17-Jun-2015 12:49:30
Integrator: RTE ID Type: Deconvolution ID
Quant Method: Internal Standard Quant By: Initial Calibration
Last ICal File: \\ChromNA\Canton\ChromData\A3UX10\20150617-44676.b\UXX9418.D

Column 1 : DB-624 (0.18 mm) Det: MS SCAN
Process Host: XAWRK011

First Level Reviewer: quayler Date: 24-Jun-2015 10:51:35

Compound	Sig	RT (min.)	Exp RT (min.)	Dlt RT (min.)	Q	Response	OnCol Amt ug/l	Flags
* 1 Fluorobenzene	96	5.543	5.543	0.000	99	1467380	10.0	
* 2 Chlorobenzene-d5	117	8.229	8.229	0.000	85	1071118	10.0	
* 3 1,4-Dichlorobenzene-d4	152	10.465	10.466	-0.001	95	492592	10.0	
$ 4 Dibromofluoromethane (Surr	113	4.975	4.974	0.001	93	345655	10.6	
$ 5 1,2-Dichloroethane-d4 (Sur	65	5.259	5.258	0.001	0	415181	10.5	
$ 6 Toluene-d8 (Surr)	98	6.916	6.915	0.001	92	1337197	11.7	
$ 7 4-Bromofluorobenzene (Surr	95	9.341	9.340	0.001	92	407624	9.42	
9 Dichlorodifluoromethane	85		1.602				ND	
10 Chloromethane	50		1.756				ND	
11 Vinyl chloride	62	1.863	1.862	0.001	98	21910	0.5247	
13 Bromomethane	94		2.193				ND	
14 Chloroethane	64		2.300				ND	
16 Trichlorofluoromethane	101		2.537				ND	
19 1,1-Dichloroethene	96		3.010				ND	
20 1,1,2-Trichloro-1,2,2-trif	151		3.022				ND	
21 Acetone	43		3.069				ND	
24 Carbon disulfide	76		3.211				ND	
28 Methylene Chloride	84		3.448				ND	
29 2-Methyl-2-propanol	59		3.554				ND	
32 Methyl tert-butyl ether	73		3.684				ND	
30 trans-1,2-Dichloroethene	96		3.696				ND	
34 1,1-Dichloroethane	63		4.063				ND	
35 Vinyl acetate	43		4.099				ND	
36 Isopropyl ether	87		4.111				ND	
38 Tert-butyl ethyl ether	59		4.419				ND	
39 2,2-Dichloropropane	77		4.560				ND	
40 cis-1,2-Dichloroethene	96	4.561	4.560	0.001	80	40579	1.02	
41 2-Butanone (MEK)	43		4.584				ND	
45 Chlorobromomethane	128		4.773				ND	
47 Chloroform	83		4.832				ND	
48 1,1,1-Trichloroethane	97		4.986				ND	
51 Carbon tetrachloride	117		5.128				ND	

Report Date: 24-Jun-2015 11:00:11 Chrom Revision: 2.2 23-Jun-2015 15:30:48
Data File: \\ChromNA\Canton\ChromData\A3UX10\20150618-44736.b\UXX9477.D

Compound	Sig	RT (min.)	Exp RT (min.)	Dlt RT (min.)	Q	Response	OnCol Amt ug/l	Flags
50 1,1-Dichloropropene	75		5.128				ND	
53 Benzene	78		5.305				ND	
54 1,2-Dichloroethane	62		5.329				ND	
55 Tert-amyl methyl ether	73		5.389				ND	
58 Trichloroethene	130	5.851	5.850	0.001	95	127294	3.44	
61 1,2-Dichloropropane	63		6.051				ND	
63 Dibromomethane	93		6.157				ND	
65 Dichlorobromomethane	83		6.288				ND	
67 2-Chloroethyl vinyl ether	63		6.536				ND	
68 cis-1,3-Dichloropropene	75		6.678				ND	
69 4-Methyl-2-pentanone (MIBK	43		6.808				ND	
70 Toluene	91		6.974				ND	
71 trans-1,3-Dichloropropene	75		7.163				ND	
74 Tetrachloroethene	164		7.459				ND	
75 1,3-Dichloropropane	76		7.495				ND	
76 2-Hexanone	43		7.554				ND	
78 Chlorodibromomethane	129		7.696				ND	
80 Ethylene Dibromide	107		7.814				ND	
82 Chlorobenzene	112		8.252				ND	
83 1,1,1,2-Tetrachloroethane	131		8.335				ND	
84 Ethylbenzene	106		8.347				ND	
85 m-Xylene & p-Xylene	106		8.453				ND	
86 o-Xylene	106		8.832				ND	
87 Styrene	104		8.843				ND	
88 Bromoform	173		9.045				ND	
89 Isopropylbenzene	105		9.187				ND	
92 1,1,2,2-Tetrachloroethane	83		9.482				ND	
93 Bromobenzene	156		9.494				ND	
94 1,2,3-Trichloropropane	110		9.530				ND	
96 N-Propylbenzene	120		9.577				ND	
97 2-Chlorotoluene	126		9.672				ND	
99 4-Chlorotoluene	126		9.778				ND	
100 tert-Butylbenzene	119		10.062				ND	
102 1,2,4-Trimethylbenzene	105		10.110				ND	
103 sec-Butylbenzene	105		10.287				ND	
104 1,3-Dichlorobenzene	146		10.405				ND	
105 4-Isopropyltoluene	119		10.417				ND	
106 1,4-Dichlorobenzene	146		10.488				ND	
107 1,2,3-Trimethylbenzene	105		10.537				ND	
109 n-Butylbenzene	91		10.831				ND	
110 1,2-Dichlorobenzene	146		10.867				ND	
111 1,2-Dibromo-3-Chloropropan	157		11.648				ND	
113 1,2,4-Trichlorobenzene	180		12.464				ND	
114 Hexachlorobutadiene	225		12.618				ND	
115 Naphthalene	128		12.713				ND	
116 1,2,3-Trichlorobenzene	180		12.961				ND	
S 130 Xylenes, Total	106		16.530				ND	
T 127 Chlorodifluoromethane TIC	51		1.592				ND	

0.8 | C1.8
2.4 | C3.4
1.2 | C2.2

North Canton
4101 Shuffel Street, N. W.
North Canton, OH 44720
phone 330.497.9396 fax 330.497.0772

Chain of Custody Record

TestAmerica
THE LEADER IN ENVIRONMENTAL TESTING

TestAmerica Laboratories, Inc.

Client Contact	Project Manager: Tony Apanavage	Site Contact: Tony Apanavage	Date: 6/11/2015	COC No:
Tetra Tech	Tel/Fax: 301-233-8230 (cell)	Lab Contact: John McFadden	Carrier: Fedex	1 of 4 COCs
20251 Century Blvd, Suite 200	Analysis Turnaround Time			Job No. 112IC07335
Germantown, MD 20874	Calendar (C) or Work Days (W) _____			
(301) 528-3021 Phone	TAT if different from Below ~~2 DAYS~~			
(301) 528-3000 FAX	☐ 2 weeks STANDARD			SDG No.
Project Name: MSA Surface Water Sampling	☐ 1 week			
Site: MSA Frog Mortar Creek	☐ 2 days			
P O #	☐ 1 day			Sampler: MULLIS

Sample Identification	Sample Date	Sample Time	Sample Type	Matrix	# of Cont.	Filtered Sample	VOCs	Dissolved Metals	Hardness	Sample Specific Notes:
MSA-SW37A-061115	6/11/2015	1137	SW	Water	4	x	x	x	x	
MSA-SW37B-061115	6/11/2015	1140	SW	Water	4	x	x	x	x	
MSA-SW37C-061115	6/11/2015	1144	SW	Water	4	x	x	x	x	
MSA-SW37D-061115	6/11/2015	1148	SW	Water	4	x	x	x	x	
MSA-SW38A-061115	6/11/2015	1042	SW	Water	4	x	x	x	x	
MSA-SW38B-061115	6/11/2015	1046	SW	Water	4	x	x	x	x	
MSA-SW38C-061115	6/11/2015	1049	SW	Water	4	x	x	x	x	
MSA-SW38D-061115	6/11/2015	1053	SW	Water	4	x	x	x	x	
MSA-SW39A-061115	6/11/2015	0852	SW	Water	4	x	x	x	x	
MSA-SW39B-061115	6/11/2015	0857	SW	Water	4	x	x	x	x	
MSA-SW39C-061115	6/11/2015	0901	SW	Water	4	x	x	x	x	
MSA-SW39D-061115	6/11/2015	0906	SW	Water	4	x	x	x	x	

Preservation Used: 1= Ice, 2= HCl; 3= H2SO4; 4=HNO3; 5=NaOH; 6= Other _____

Possible Hazard Identification
☑ *Non-Hazard* ☐ *Flammable* ☐ *Skin Irritant* *Poison B* ☐ *Unknown* ☐

Sample Disposal (A fee may be assessed if samples are retained longer than 1 month)
☐ *Return To Client* ☑ *Disposal By Lab* ☐ *Archive For* _____ *Months*

Special Instructions/QC Requirements & Comments: **DISSOLVED METALS FILTERED IN FIELD**

Relinquished by:	Company:	Date/Time:	Received by:	Company:	Date/Time:
[signature]	Tetra Tech	6/11/15 1530	[signature]	TestAmerica	6/11/15 1530
[signature]	TestAmerica	6/12/15 1640			
			[signature]	TA NC	6/12/15 0920

Form No. CA-C-WI-002, Rev. 2, dated 03/06/2012

North Canton
4101 Shuffel Street, N. W.

North Canton, OH 44720
phone 330.497.9396 fax 330.497.0772

Chain of Custody Record

TestAmerica
THE LEADER IN ENVIRONMENTAL TESTING

TestAmerica Laboratories, Inc.

Client Contact	Project Manager: Tony Apanavage	Site Contact: Tony Apanavage	Date: ~~3/31/2015~~ 6/11/15	COC No:
Tetra Tech	Tel/Fax: 301-233-8230 (cell)	Lab Contact: Pat Omeara	Carrier: Fedex	2 of 4 COCs
20251 Century Blvd, Suite 200	Analysis Turnaround Time			Job No. 112IC07335
Germantown, MD 20874	Calendar (C) or Work Days (W) _____			
(301) 528-3021 Phone	TAT if different from Below: ~~3 DAYS~~			
(301) 528-3000 FAX	☐ 2 weeks STANDARD			SDG No.
Project Name: MSA Surface Water Sampling	☐ 1 week			
Site: MSA Frog Mortar Creek	☐ 2 days			
P O #	☐ 1 day			Sampler: MULLIS

Sample Identification	Sample Date	Sample Time	Sample Type	Matrix	# of Cont.	Filtered Sample	VOCs	Dissolved Metals	Hardness	Sample Specific Notes:
MSA-SW40A-061115	6/11/2015	1100	SW	Water	4	x	x	x	x	
MSA-SW40B-061115	6/11/2015	1105	SW	Water	4	x	x	x	x	
MSA-SW40C-061115	6/11/2015	1108	SW	Water	4	x	x	x	x	
MSA-SW40D-061115	6/11/2015	1111	SW	Water	4	x	x	x	x	
MSA-SW41A-061115	6/11/2015	1021	SW	Water	4	x	x	x	x	
MSA-SW41B-061115	6/11/2015	1025	SW	Water	4	x	x	x	x	
MSA-SW41C-061115	6/11/2015	~~1033~~ 1029	SW	Water	4	x	x	x	x	1029 Time
MSA-SW41D-061115	6/11/2015	~~1119~~ 1033	SW	Water	4	x	x	x	x	1033 Time
MSA-SW42A-061115	6/11/2015	~~1123~~ 1119	SW	Water	4	x	x	x	x	1119 Time
MSA-SW42B-061115	6/11/2015	~~1126~~ 1123	SW	Water	4	x	x	x	x	1123 Time
MSA-SW42C-061115	6/11/2015	1126	SW	Water	4	x	x	x	x	
MSA-SW42D-061115	6/11/2015	1130	SW	Water	4	x	x	x	x	

Preservation Used: ~~1= Ice~~, 2= HCl; 3= H2SO4; 4=HNO3; 5=NaOH; 6= Other _____

Possible Hazard Identification
☒ *Non-Hazard* ☐ *Flammable* ☐ *Skin Irritant* *Poison B* ☐ *Unknown* ☐

Sample Disposal (A fee may be assessed if samples are retained longer than 1 month)
☐ *Return To Client* ☒ *Disposal By Lab* ☐ *Archive For* _____ *Months*

Special Instructions/QC Requirements & Comments: **DISSOLVED METALS FILTERED IN FIELD**

Relinquished by:	Company:	Date/Time:	Received by:	Company:	Date/Time:
[signature]	Tetra Tech	6/11/15 1530	[signature]	TestAmerica	6/11/15 1530
[signature]	TestAmerica	6/11/15 1640			
			[signature]	TA NC	6/12/15 0920

Form No. CA-C-WI-002, Rev. 2, dated 03/06/2012

North Canton
4101 Shuffel Street, N. W.

North Canton, OH 44720
phone 330.497.9396 fax 330.497.0772

Chain of Custody Record

TestAmerica
THE LEADER IN ENVIRONMENTAL TESTING

TestAmerica Laboratories, Inc.

Client Contact	Project Manager: Tony Apanavage	Site Contact: Tony Apanavage	Date: ~~6/31/2015~~ 6/11/15	COC No:
Tetra Tech	Tel/Fax: 301-233-8230 (cell)	Lab Contact: Pat Omeara	Carrier: Fedex	3 of 4 COCs
20251 Century Blvd, Suite 200	Analysis Turnaround Time			Job No. 112IC07335
Germantown, MD 20874	Calendar (C) or Work Days (W) _____			
(301) 528-3021 Phone	TAT if different from Below: ~~3 DAYS~~			
(301) 528-3000 FAX	☐ 2 weeks STANDARD			SDG No.
Project Name: MSA Surface Water Sampling	☐ 1 week			
Site: MSA Frog Mortar Creek	☐ 2 days			
P O #	☐ 1 day			Sampler: MILLIS

Sample Identification	Sample Date	Sample Time	Sample Type	Matrix	# of Cont.	Filtered Sample	VOCs	Dissolved Metals	Hardness	Sample Specific Notes:
MSA-SW43A-061115	6/11/2015	0955	SW	Water	4	x	x	x	x	
MSA-SW43B-061115	6/11/2015	0958	SW	Water	4	x	x	x	x	
MSA-SW43C-061115	6/11/2015	1002	SW	Water	4	x	x	x	x	
MSA-SW43D-061115	6/11/2015	1006	SW	Water	4	x	x	x	x	
MSA-SW44A-061115	6/11/2015	0934	SW	Water	4	x	x	x	x	
MSA-SW44B-061115	6/11/2015	0939	SW	Water	4	x	x	x	x	
MSA-SW44C-061115	6/11/2015	0943	SW	Water	4	x	x	x	x	
MSA-SW44D-061115	6/11/2015	0946	SW	Water	4	x	x	x	x	
MSA-SW45A-061115	6/11/2015	0913	SW	Water	4	x	x	x	x	
MSA-SW45B-061115	6/11/2015	0919	SW	Water	4	x	x	x	x	
MSA-SW45C-061115	6/11/2015	0923	SW	Water	4	x	x	x	x	
MSA-SW45D-061115	6/11/2015	0926	SW	Water	4	x	x	x	x	

Preservation Used: ~~1= Ice~~, 2= HCl; 3= H2SO4; 4=HNO3; 5=NaOH; 6= Other _____

Possible Hazard Identification
☒ *Non-Hazard* ☐ *Flammable* ☐ *Skin Irritant* *Poison B* ☐ *Unknown* ☐

Sample Disposal (A fee may be assessed if samples are retained longer than 1 month)
☐ *Return To Client* ☒ *Disposal By Lab* ☐ *Archive For* _____ *Months*

Special Instructions/QC Requirements & Comments: **DISSOLVED METALS FILTERED IN FIELD**

Relinquished by:	Company:	Date/Time:	Received by:	Company:	Date/Time:
[signature]	Tetra Tech	6/11/15 1530	[signature]	TestAmerica	6/11/15 1530
[signature]	TestAmerica	6/11/15 1640			
			[signature]	TA NC	6/12/15 0920

Form No. CA-C-WI-002, Rev. 2, dated 03/06/2012

North Canton
4101 Shuffel Street. N. W.

North Canton, OH 44720
phone 330.497.9396 fax 330.497.0772

Chain of Custody Record

TestAmerica
THE LEADER IN ENVIRONMENTAL TESTING

TestAmerica Laboratories, Inc.

Client Contact	Project Manager: Tony Apanavage	Site Contact: Tony Apanavage	Date: ~~6/01/2015~~ 6/11/15	COC No:
Tetra Tech	Tel/Fax: 301-233-8230 (cell)	Lab Contact: Pat Omeara	Carrier: Fedex	4 of 4 COCs
20251 Century Blvd, Suite 200	Analysis Turnaround Time			Job No. 112ICO#335
Germantown, MD 20874	Calendar (C) or Work Days (W) _____			
(301) 528-3021 Phone	TAT if different from Below: ~~3 DAYS~~			
(301) 528-3000 FAX	☐ 2 weeks STANDARD			SDG No.
Project Name: MSA Surface Water Sampling	☐ 1 week			
Site: MSA Frog Mortar Creek	☐ 2 days			
P O #	☐ 1 day			Sampler: MULLIS

Sample Identification	Sample Date	Sample Time	Sample Type	Matrix	# of Cont.	Filtered Sample	VOCs	Sample Specific Notes:
EL-SW01A-061115	6/11/2015	0829	SW	AQ	3		x	
EL-SW01B-061115	6/11/2015	0834	SW	AQ	3		x	
EL-SW01C-061115	6/11/2015	0838	SW	AQ	3		x	
EL-SW01D-061115	6/11/2015	0841	SW	AQ	3		x	
TB-061115	--	--	TB	AQ	3		x	

Preservation Used: 1= Ice, 2= HCl; 3= H2SO4; 4=HNO3; 5=NaOH; 6= Other _____

Possible Hazard Identification
☒ *Non-Hazard* ☐ *Flammable* ☐ *Skin Irritant* *Poison B* ☐ *Unknown* ☐

Sample Disposal (A fee may be assessed if samples are retained longer than 1 month)
☐ *Return To Client* ☒ *Disposal By Lab* ☐ *Archive For* _____ *Months*

Special Instructions/QC Requirements & Comments: **DISSOLVED METALS FILTERED IN FIELD**

Relinquished by:	Company:	Date/Time:	Received by:	Company:	Date/Time:
[signature]	Tetra Tech	6/11/15 1530	[signature]	TestAmerica	6/11/15 1530
[signature]	TestAmerica	6/11/15 1640			
Relinquished by:	Company:	Date/Time:	Received by:	Company:	Date/Time:
			[signature]	TA NC	6/12/15 0920

Form No. CA-C-WI-002. Rev. 2, dated 03/06/2012

TestAmerica Canton Sample Receipt Form/Narrative Login # : 51914
Canton Facility

Client Tetra Tech Site Name MSA Frog Marker Cooler unpacked by:
Cooler Received on 6/12/15 Opened on 6/12/15
FedEx: 1st Grd Exp UPS FAS Stetson Client Drop Off TestAmerica Courier Other

Receipt After-hours: Drop-off Date/Time Storage Location

TestAmerica Cooler # Foam Box Client Cooler Box Other
Packing material used: Bubble Wrap Foam Plastic Bag None Other
COOLANT: Wet Ice Blue Ice Dry Ice Water None

1. Cooler temperature upon receipt
   IR GUN# A (CF +1.0 °C) Observed Cooler Temp. °C Corrected Cooler Temp. °C
   ~~IR GUN# 4 (CF +0.5 °C) Observed Cooler Temp. °C Corrected Cooler Temp. °C~~
   ~~IR GUN# 5 (CF +0.4 °C) Observed Cooler Temp. °C Corrected Cooler Temp. °C~~
   IR GUN# 8 (CF -1.5 °C) Observed Cooler Temp. °C Corrected Cooler Temp. °C
   ☒ See Multiple Cooler Form
2. Were custody seals on the outside of the cooler(s)? If Yes Quantity 3 Yes No
   -Were custody seals on the outside of the cooler(s) signed & dated? Yes No NA
   -Were custody seals on the bottle(s) or bottle kits (LLHg/MeHg)? Yes No
3. Shippers' packing slip attached to the cooler(s)? Yes No
4. Did custody papers accompany the sample(s)? Yes No
5. Were the custody papers relinquished & signed in the appropriate place? Yes No
6. Was/were the person(s) who collected the samples clearly identified on the COC? Yes No
7. Did all bottles arrive in good condition (Unbroken)? Yes No
8. Could all bottle labels be reconciled with the COC? Yes No
9. Were correct bottle(s) used for the test(s) indicated? Yes No
10. Sufficient quantity received to perform indicated analyses? Yes No
11. Were sample(s) at the correct pH upon receipt? Yes No NA pH Strip Lot# HC432654
12. Were VOAs on the COC? Yes No
13. Were air bubbles >6 mm in any VOA vials? Yes No NA
14. Was a trip blank present in the cooler(s)? Trip Blank Lot # 0236401Z Yes No

Contacted PM Date by via Verbal Voice Mail Other
Concerning

14. CHAIN OF CUSTODY & SAMPLE DISCREPANCIES

Samples processed by:

15. SAMPLE CONDITION
Sample(s) were received after the recommended holding time had expired.
Sample(s) were received in a broken container.
Sample(s) were received with bubble >6 mm in diameter. (Notify PM)

16. SAMPLE PRESERVATION
Sample(s) were further preserved in the laboratory.
Time preserved: Preservative(s) added/Lot number(s):

TestAmerica Multiple Cooler Receipt Form/Narrative
Canton Facility

Login # : 51914

Cooler #	IR Gun #	Observed Temp °C	Corrected Temp °C	Coolant
TA no#	A	0.8	1.8	Ice
TA no#	A	2.4	3.4	"
TA no#	A	1.2	2.2	"

CASE NARRATIVE

Client: Tetra Tech, Inc.

Project: MSA Surface Water

Report Number: 240-51914-1

With the exceptions noted as flags or footnotes, standard analytical protocols were followed in the analysis of the samples and no problems were encountered or anomalies observed. In addition all laboratory quality control samples were within established control limits, with any exceptions noted below. Each sample was analyzed to achieve the lowest possible reporting limit within the constraints of the method. In some cases, due to interference or analytes present at high concentrations, samples were diluted. For diluted samples, the reporting limits are adjusted relative to the dilution required.

TestAmerica Canton attests to the validity of the laboratory data generated by TestAmerica facilities reported herein. All analyses performed by TestAmerica facilities were done using established laboratory SOPs that incorporate QA/QC procedures described in the application methods. TestAmerica's operations groups have reviewed the data for compliance with the laboratory QA/QC plan, and data have been found to be compliant with laboratory protocols unless otherwise noted below.

The test results in this report meet all NELAP requirements for parameters for which accreditation is required or available. Any exceptions to NELAP requirements are noted in this report. Pursuant to NELAP, this report may not be reproduced, except in full, without the written approval of the laboratory.

Calculations are performed before rounding to avoid round-off errors in calculated results.

All holding times were met and proper preservation noted for the methods performed on these samples, unless otherwise detailed in the individual sections below.

This laboratory report is confidential and is intended for the sole use of TestAmerica and its client.

RECEIPT

The samples were received on 6/12/2015 9:20 AM; the samples arrived in good condition, properly preserved and, where required, on ice. The temperatures of the 3 coolers at receipt time were 1.8º C, 2.2º C and 3.4º C.

VOLATILE ORGANIC COMPOUNDS (GCMS)

Samples MSA-SW37A-061115 (240-51914-1), MSA-SW37B-061115 (240-51914-2), MSA-SW37C-061115 (240-51914-3), MSA-SW37D-061115 (240-51914-4), MSA-SW38A-061115 (240-51914-5), MSA-SW38B-061115 (240-51914-6), MSA-SW38C-061115 (240-51914-7), MSA-SW38D-061115 (240-51914-8), MSA-SW39A-061115 (240-51914-9), MSA-SW39B-061115 (240-51914-10), MSA-SW39C-061115 (240-51914-11), MSA-SW39D-061115 (240-51914-12), MSA-SW40A-061115 (240-51914-13), MSA-SW40B-061115 (240-51914-14), MSA-SW40C-061115 (240-51914-15), MSA-SW40D-061115 (240-51914-16), MSA-SW41A-061115 (240-51914-17), MSA-SW41B-061115 (240-51914-18), MSA-SW41C-061115 (240-51914-19), MSA-SW41D-061115 (240-51914-20), MSA-SW42A-061115 (240-51914-21), MSA-SW42B-061115 (240-51914-22), MSA-SW42C-061115 (240-51914-23), MSA-SW42D-061115 (240-51914-24), MSA-SW43A-061115 (240-51914-25), MSA-SW43B-061115 (240-51914-26), MSA-SW43C-061115 (240-51914-27), MSA-SW43D-061115 (240-51914-28), MSA-SW44A-061115 (240-51914-29), MSA-SW44B-061115 (240-51914-30), MSA-SW44C-061115 (240-51914-31), MSA-SW44D-061115 (240-51914-32), MSA-SW45A-061115 (240-51914-33), MSA-SW45B-061115 (240-51914-34), MSA-SW45C-061115 (240-51914-35), MSA-SW45D-061115 (240-51914-36), EL-SW01A-061115 (240-51914-37), EL-SW01B-061115 (240-51914-38), EL-SW01C-061115 (240-51914-39), EL-SW01D-061115 (240-51914-40) and TB-061115 (240-51914-41) were analyzed for volatile organic compounds (GCMS) in accordance with EPA SW-846 Method 8260C. The samples were analyzed on 06/18/2015, 06/19/2015 and 06/24/2015.

Acetone was detected in method blank MB 240-185886/6 at a level that was above the method detection limit but below the reporting limit. The value should be considered an estimate, and has been flagged. If the associated sample reported a result above the MDL and/or RL, the result has been flagged.

The continuing calibration verification (CCV) for analytical batch 185886 exceeded control criteria for multiple compounds. The samples associated with this CCV were non-detects for the affected analytes. In accordance with the laboratory SOP, a low level CCV at the reporting limit (labeled as an MRL) was analyzed and the affected compounds were detected; therefore the data has been reported. No further corrective action was required. Batch includes: TB-061115 (240-51914-41).

The continuing calibration verification (CCV) for analytical batch 185753 exceeded control criteria for multiple compounds. The samples associated with this CCV were non-detects for the affected analytes. In accordance with the laboratory SOP, a low level CCV at the reporting limit (labeled as an MRL) was analyzed and the affected compounds were detected; therefore the data has been reported. No further corrective action was required. Batch includes: MSA-SW42A-061115 (240-51914-21), MSA-SW42B-061115 (240-51914-22), MSA-SW42C-061115 (240-51914-23), MSA-SW42D-061115 (240-51914-24), MSA-SW43A-061115 (240-51914-25),

MSA-SW43B-061115 (240-51914-26), MSA-SW43C-061115 (240-51914-27), MSA-SW43D-061115 (240-51914-28), MSA-SW44A-061115 (240-51914-29), MSA-SW44B-061115 (240-51914-30), MSA-SW44C-061115 (240-51914-31), MSA-SW44D-061115 (240-51914-32), MSA-SW45A-061115 (240-51914-33), MSA-SW45B-061115 (240-51914-34), MSA-SW45C-061115 (240-51914-35), MSA-SW45D-061115 (240-51914-36), EL-SW01A-061115 (240-51914-37), EL-SW01B-061115 (240-51914-38), EL-SW01C-061115 (240-51914-39), EL-SW01D-061115 (240-51914-40), (240-51914-A-21 MS) and (240-51914-C-21 MSD).

The continuing calibration verification (CCV) for analytical batch 186575 exceeded control criteria for multiple compounds. The samples associated with this CCV were non-detects for the affected analytes. In accordance with the laboratory SOP, a low level CCV at the reporting limit (labeled as an MRL) was analyzed and the affected compounds were detected; therefore the data has been reported. No further corrective action was required. Batch includes: MSA-SW41D-061115 (240-51914-20).

Insufficient sample volume was available to perform a matrix spike/matrix spike duplicate (MS/MSD) associated with 186575.

2-Chloroethyl vinyl ether cannot be reliably recovered in an acid preserved sample. The following samples were preserved: MSA-SW37A-061115 (240-51914-1), MSA-SW37B-061115 (240-51914-2), MSA-SW37C-061115 (240-51914-3), MSA-SW37D-061115 (240-51914-4), MSA-SW38A-061115 (240-51914-5), MSA-SW38B-061115 (240-51914-6), MSA-SW38C-061115 (240-51914-7), MSA-SW38D-061115 (240-51914-8), MSA-SW39A-061115 (240-51914-9), MSA-SW39B-061115 (240-51914-10), MSA-SW39C-061115 (240-51914-11), MSA-SW39D-061115 (240-51914-12), MSA-SW40A-061115 (240-51914-13), MSA-SW40B-061115 (240-51914-14), MSA-SW40C-061115 (240-51914-15), MSA-SW40D-061115 (240-51914-16), MSA-SW41A-061115 (240-51914-17), MSA-SW41B-061115 (240-51914-18), MSA-SW41C-061115 (240-51914-19), MSA-SW41D-061115 (240-51914-20), (240-51914-A-1 MS), (240-51914-C-1 MSD), MSA-SW42A-061115 (240-51914-21), MSA-SW42B-061115 (240-51914-22), MSA-SW42C-061115 (240-51914-23), MSA-SW42D-061115 (240-51914-24), MSA-SW43A-061115 (240-51914-25), MSA-SW43B-061115 (240-51914-26), MSA-SW43C-061115 (240-51914-27), MSA-SW43D-061115 (240-51914-28), MSA-SW44A-061115 (240-51914-29), MSA-SW44B-061115 (240-51914-30), MSA-SW44C-061115 (240-51914-31), MSA-SW44D-061115 (240-51914-32), MSA-SW45A-061115 (240-51914-33), MSA-SW45B-061115 (240-51914-34), MSA-SW45C-061115 (240-51914-35), MSA-SW45D-061115 (240-51914-36), EL-SW01A-061115 (240-51914-37), EL-SW01B-061115 (240-51914-38), EL-SW01C-061115 (240-51914-39), EL-SW01D-061115 (240-51914-40), (240-51914-A-21 MS) and (240-51914-C-21 MSD).

No additional analytical or quality issues were noted, other than those described above or in the Definitions/Glossary page.

DISSOLVED METALS (ICPMS)

Samples MSA-SW37A-061115 (240-51914-1), MSA-SW37B-061115 (240-51914-2), MSA-SW37C-061115 (240-51914-3), MSA-SW37D-061115 (240-51914-4), MSA-SW38A-061115 (240-51914-5), MSA-SW38B-061115 (240-51914-6), MSA-SW38C-061115 (240-51914-7), MSA-SW38D-061115 (240-51914-8), MSA-SW39A-061115 (240-51914-9), MSA-SW39B-061115 (240-51914-10), MSA-SW39C-061115 (240-51914-11), MSA-SW39D-061115 (240-51914-12), MSA-SW40A-061115 (240-51914-13), MSA-SW40B-061115 (240-51914-14), MSA-SW40C-061115 (240-51914-15), MSA-SW40D-061115 (240-51914-16), MSA-SW41A-061115 (240-51914-17), MSA-SW41B-061115 (240-51914-18), MSA-SW41C-061115 (240-51914-19), MSA-SW41D-061115 (240-51914-20), MSA-SW42A-061115 (240-51914-21), MSA-SW42B-061115 (240-51914-22), MSA-SW42C-061115 (240-51914-23), MSA-SW42D-061115 (240-51914-24), MSA-SW43A-061115 (240-51914-25), MSA-SW43B-061115 (240-51914-26), MSA-SW43C-061115 (240-51914-27), MSA-SW43D-061115 (240-51914-28), MSA-SW44A-061115 (240-51914-29), MSA-SW44B-061115 (240-51914-30), MSA-SW44C-061115 (240-51914-31), MSA-SW44D-061115 (240-51914-32), MSA-SW45A-061115 (240-51914-33), MSA-SW45B-061115 (240-51914-34), MSA-SW45C-061115 (240-51914-35) and MSA-SW45D-061115 (240-51914-36) were analyzed for dissolved metals (ICPMS) in accordance with EPA SW-846 Method 6020. The samples were prepared on 06/15/2015 and analyzed on 06/16/2015 and 06/17/2015.

Copper was detected in method blanks MB 240-185092/1-A, MB 240-185094/1-A and MB 240-185099/1-A at a level exceeding the reporting limit. If the associated sample reported a result above the MDL and/or RL, the result has been flagged.

Several analytes were detected in method blank MB 240-185092/1-A at levels that were above the method detection limit but below the reporting limit. The values should be considered estimates, and have been flagged. If the associated sample reported a result above the MDL and/or RL, the result has been flagged.

Arsenic, Chromium, Vanadium and Zinc were detected in method blank MB 240-185094/1-A at levels that were above the method detection limit but below the reporting limit. The values should be considered estimates, and have been flagged. If the associated sample reported a result above the MDL and/or RL, the result has been flagged.

Arsenic, Chromium, Cobalt, Nickel and Vanadium were detected in method blank MB 240-185099/1-A at levels that were above the method detection limit but below the reporting limit. The values should be considered estimates, and have been flagged. If the associated sample reported a result above the MDL and/or RL, the result has been flagged.

No additional analytical or quality issues were noted, other than those described above or in the Definitions/Glossary page.

DISSOLVED MERCURY (CVAA)

Samples MSA-SW37A-061115 (240-51914-1), MSA-SW37B-061115 (240-51914-2), MSA-SW37C-061115 (240-51914-3), MSA-SW37D-061115 (240-51914-4), MSA-SW38A-061115 (240-51914-5), MSA-SW38B-061115 (240-51914-6), MSA-SW38C-061115 (240-51914-7), MSA-SW38D-061115 (240-51914-8), MSA-SW39A-061115 (240-51914-9), MSA-SW39B-061115 (240-51914-10), MSA-SW39C-061115 (240-51914-11), MSA-SW39D-061115 (240-51914-12), MSA-SW40A-061115 (240-51914-13), MSA-SW40B-061115 (240-51914-14), MSA-SW40C-061115 (240-51914-15), MSA-SW40D-061115 (240-51914-16),

MSA-SW41A-061115 (240-51914-17), MSA-SW41B-061115 (240-51914-18), MSA-SW41C-061115 (240-51914-19), MSA-SW41D-061115 (240-51914-20), MSA-SW42A-061115 (240-51914-21), MSA-SW42B-061115 (240-51914-22), MSA-SW42C-061115 (240-51914-23), MSA-SW42D-061115 (240-51914-24), MSA-SW43A-061115 (240-51914-25), MSA-SW43B-061115 (240-51914-26), MSA-SW43C-061115 (240-51914-27), MSA-SW43D-061115 (240-51914-28), MSA-SW44A-061115 (240-51914-29), MSA-SW44B-061115 (240-51914-30), MSA-SW44C-061115 (240-51914-31), MSA-SW44D-061115 (240-51914-32), MSA-SW45A-061115 (240-51914-33), MSA-SW45B-061115 (240-51914-34), MSA-SW45C-061115 (240-51914-35) and MSA-SW45D-061115 (240-51914-36) were analyzed for dissolved mercury (CVAA) in accordance with EPA SW-846 Methods 7470A. The samples were prepared on 06/15/2015 and analyzed on 06/16/2015.

No analytical or quality issues were noted, other than those described above or in the Definitions/Glossary page.

DISSOLVED HARDNESS (AS CACO3) BY CALCULATION

Samples MSA-SW37A-061115 (240-51914-1), MSA-SW37B-061115 (240-51914-2), MSA-SW37C-061115 (240-51914-3), MSA-SW37D-061115 (240-51914-4), MSA-SW38A-061115 (240-51914-5), MSA-SW38B-061115 (240-51914-6), MSA-SW38C-061115 (240-51914-7), MSA-SW38D-061115 (240-51914-8), MSA-SW39A-061115 (240-51914-9), MSA-SW39B-061115 (240-51914-10), MSA-SW39C-061115 (240-51914-11), MSA-SW39D-061115 (240-51914-12), MSA-SW40A-061115 (240-51914-13), MSA-SW40B-061115 (240-51914-14), MSA-SW40C-061115 (240-51914-15), MSA-SW40D-061115 (240-51914-16), MSA-SW41A-061115 (240-51914-17), MSA-SW41B-061115 (240-51914-18), MSA-SW41C-061115 (240-51914-19), MSA-SW41D-061115 (240-51914-20), MSA-SW42A-061115 (240-51914-21), MSA-SW42B-061115 (240-51914-22), MSA-SW42C-061115 (240-51914-23), MSA-SW42D-061115 (240-51914-24), MSA-SW43A-061115 (240-51914-25), MSA-SW43B-061115 (240-51914-26), MSA-SW43C-061115 (240-51914-27), MSA-SW43D-061115 (240-51914-28), MSA-SW44A-061115 (240-51914-29), MSA-SW44B-061115 (240-51914-30), MSA-SW44C-061115 (240-51914-31), MSA-SW44D-061115 (240-51914-32), MSA-SW45A-061115 (240-51914-33), MSA-SW45B-061115 (240-51914-34), MSA-SW45C-061115 (240-51914-35) and MSA-SW45D-061115 (240-51914-36) were analyzed for dissolved hardness (as CaCO3) by calculation in accordance with SM 2340B. The samples were analyzed on 06/18/2015.

No analytical or quality issues were noted, other than those described above or in the Definitions/Glossary page.

Definitions/Glossary

Client: Tetra Tech, Inc.
Project/Site: MSA Surface Water

TestAmerica Job ID: 240-51914-1

Qualifiers

GC/MS VOA

Qualifier	Qualifier Description
U	Indicates the analyte was analyzed for but not detected.
F1	MS and/or MSD Recovery is outside acceptance limits.
J	Result is less than the RL but greater than or equal to the MDL and the concentration is an approximate value.

GC/MS VOA TICs

Qualifier	Qualifier Description
U	Indicates the analyte was analyzed for but not detected.
J	Indicates an Estimated Value for TICs
N	This flag indicates the presumptive evidence of a compound.
T	Result is a tentatively identified compound (TIC) and an estimated value.

Metals

Qualifier	Qualifier Description
J	Result is less than the RL but greater than or equal to the MDL and the concentration is an approximate value.
U	Indicates the analyte was analyzed for but not detected.
4	MS, MSD: The analyte present in the original sample is greater than 4 times the matrix spike concentration; therefore, control limits are not applicable.
B	Compound was found in the blank and sample.

Glossary

Abbreviation	These commonly used abbreviations may or may not be present in this report.
¤	Listed under the "D" column to designate that the result is reported on a dry weight basis
%R	Percent Recovery
CFL	Contains Free Liquid
CNF	Contains no Free Liquid
DER	Duplicate error ratio (normalized absolute difference)
Dil Fac	Dilution Factor
DL, RA, RE, IN	Indicates a Dilution, Re-analysis, Re-extraction, or additional Initial metals/anion analysis of the sample
DLC	Decision level concentration
MDA	Minimum detectable activity
EDL	Estimated Detection Limit
MDC	Minimum detectable concentration
MDL	Method Detection Limit
ML	Minimum Level (Dioxin)
NC	Not Calculated
ND	Not detected at the reporting limit (or MDL or EDL if shown)
PQL	Practical Quantitation Limit
QC	Quality Control
RER	Relative error ratio
RL	Reporting Limit or Requested Limit (Radiochemistry)
RPD	Relative Percent Difference, a measure of the relative difference between two points
TEF	Toxicity Equivalent Factor (Dioxin)
TEQ	Toxicity Equivalent Quotient (Dioxin)

Sample Summary

Client: Tetra Tech, Inc.
Project/Site: MSA Surface Water

TestAmerica Job ID: 240-51914-1

Lab Sample ID	Client Sample ID	Matrix	Collected	Received
240-51914-1	MSA-SW37A-061115	Water	06/11/15 11:37	06/12/15 09:20
240-51914-2	MSA-SW37B-061115	Water	06/11/15 11:40	06/12/15 09:20
240-51914-3	MSA-SW37C-061115	Water	06/11/15 11:44	06/12/15 09:20
240-51914-4	MSA-SW37D-061115	Water	06/11/15 11:48	06/12/15 09:20
240-51914-5	MSA-SW38A-061115	Water	06/11/15 10:42	06/12/15 09:20
240-51914-6	MSA-SW38B-061115	Water	06/11/15 10:46	06/12/15 09:20
240-51914-7	MSA-SW38C-061115	Water	06/11/15 10:49	06/12/15 09:20
240-51914-8	MSA-SW38D-061115	Water	06/11/15 10:53	06/12/15 09:20
240-51914-9	MSA-SW39A-061115	Water	06/11/15 08:52	06/12/15 09:20
240-51914-10	MSA-SW39B-061115	Water	06/11/15 08:57	06/12/15 09:20
240-51914-11	MSA-SW39C-061115	Water	06/11/15 09:01	06/12/15 09:20
240-51914-12	MSA-SW39D-061115	Water	06/11/15 09:06	06/12/15 09:20
240-51914-13	MSA-SW40A-061115	Water	06/11/15 11:00	06/12/15 09:20
240-51914-14	MSA-SW40B-061115	Water	06/11/15 11:05	06/12/15 09:20
240-51914-15	MSA-SW40C-061115	Water	06/11/15 11:08	06/12/15 09:20
240-51914-16	MSA-SW40D-061115	Water	06/11/15 11:11	06/12/15 09:20
240-51914-17	MSA-SW41A-061115	Water	06/11/15 10:21	06/12/15 09:20
240-51914-18	MSA-SW41B-061115	Water	06/11/15 10:25	06/12/15 09:20
240-51914-19	MSA-SW41C-061115	Water	06/11/15 10:29	06/12/15 09:20
240-51914-20	MSA-SW41D-061115	Water	06/11/15 10:33	06/12/15 09:20
240-51914-21	MSA-SW42A-061115	Water	06/11/15 11:19	06/12/15 09:20
240-51914-22	MSA-SW42B-061115	Water	06/11/15 11:23	06/12/15 09:20
240-51914-23	MSA-SW42C-061115	Water	06/11/15 11:26	06/12/15 09:20
240-51914-24	MSA-SW42D-061115	Water	06/11/15 11:30	06/12/15 09:20
240-51914-25	MSA-SW43A-061115	Water	06/11/15 09:55	06/12/15 09:20
240-51914-26	MSA-SW43B-061115	Water	06/11/15 09:58	06/12/15 09:20
240-51914-27	MSA-SW43C-061115	Water	06/11/15 10:02	06/12/15 09:20
240-51914-28	MSA-SW43D-061115	Water	06/11/15 10:06	06/12/15 09:20
240-51914-29	MSA-SW44A-061115	Water	06/11/15 09:34	06/12/15 09:20
240-51914-30	MSA-SW44B-061115	Water	06/11/15 09:39	06/12/15 09:20
240-51914-31	MSA-SW44C-061115	Water	06/11/15 09:43	06/12/15 09:20
240-51914-32	MSA-SW44D-061115	Water	06/11/15 09:46	06/12/15 09:20
240-51914-33	MSA-SW45A-061115	Water	06/11/15 09:13	06/12/15 09:20
240-51914-34	MSA-SW45B-061115	Water	06/11/15 09:19	06/12/15 09:20
240-51914-35	MSA-SW45C-061115	Water	06/11/15 09:23	06/12/15 09:20
240-51914-36	MSA-SW45D-061115	Water	06/11/15 09:26	06/12/15 09:20
240-51914-37	EL-SW01A-061115	Water	06/11/15 08:29	06/12/15 09:20
240-51914-38	EL-SW01B-061115	Water	06/11/15 08:34	06/12/15 09:20
240-51914-39	EL-SW01C-061115	Water	06/11/15 08:38	06/12/15 09:20
240-51914-40	EL-SW01D-061115	Water	06/11/15 08:41	06/12/15 09:20
240-51914-41	TB-061115	Water	06/11/15 00:00	06/12/15 09:20

Method Summary

Client: Tetra Tech, Inc.
Project/Site: MSA Surface Water

TestAmerica Job ID: 240-51914-1

Method	Method Description	Protocol	Laboratory
8260C	Volatile Organic Compounds by GC/MS	SW846	TAL CAN
6020	Metals (ICP/MS)	SW846	TAL CAN
7470A	Mercury (CVAA)	SW846	TAL CAN
SM 2340B	Total Hardness (as CaCO3) by calculation	SM	TAL CAN

Protocol References:

SM = "Standard Methods For The Examination Of Water And Wastewater",

SW846 = "Test Methods For Evaluating Solid Waste, Physical/Chemical Methods", Third Edition, November 1986 And Its Updates.

Laboratory References:

TAL CAN = TestAmerica Canton, 4101 Shuffel Street NW, North Canton, OH 44720, TEL (330)497-9396

FORM II
GC/MS VOA SURROGATE RECOVERY

Lab Name: TestAmerica Canton Job No.: 240-51914-1

SDG No.:

Matrix: Water Level: Low

GC Column (1): DB-624 ID: 0.18(mm)

Client Sample ID	Lab Sample ID	DBFM #	DCA #	TOL #	BFB #
MSA-SW37A-061115	240-51914-1	90	90	92	82
MSA-SW37B-061115	240-51914-2	91	88	92	79
MSA-SW37C-061115	240-51914-3	91	89	90	80
MSA-SW37D-061115	240-51914-4	88	84	94	81
MSA-SW38A-061115	240-51914-5	87	85	95	81
MSA-SW38B-061115	240-51914-6	88	85	94	77
MSA-SW38C-061115	240-51914-7	88	86	93	78
MSA-SW38D-061115	240-51914-8	89	87	95	78
MSA-SW39A-061115	240-51914-9	90	84	95	79
MSA-SW39B-061115	240-51914-10	91	85	94	78
MSA-SW39C-061115	240-51914-11	88	86	94	76
MSA-SW39D-061115	240-51914-12	89	86	93	79
MSA-SW40A-061115	240-51914-13	88	86	95	77
MSA-SW40B-061115	240-51914-14	90	86	94	77
MSA-SW40C-061115	240-51914-15	88	86	92	76
MSA-SW40D-061115	240-51914-16	91	88	93	78
MSA-SW41A-061115	240-51914-17	90	86	95	77
MSA-SW41B-061115	240-51914-18	93	86	93	78
MSA-SW41C-061115	240-51914-19	90	87	94	77
MSA-SW41D-061115	240-51914-20	98	101	86	79
MSA-SW42A-061115	240-51914-21	89	85	97	79
MSA-SW42B-061115	240-51914-22	89	86	94	79
MSA-SW42C-061115	240-51914-23	86	85	95	77
MSA-SW42D-061115	240-51914-24	90	87	96	76
MSA-SW43A-061115	240-51914-25	88	85	94	77
MSA-SW43B-061115	240-51914-26	90	88	94	76
MSA-SW43C-061115	240-51914-27	89	85	94	75
MSA-SW43D-061115	240-51914-28	90	87	93	75
MSA-SW44A-061115	240-51914-29	90	85	92	76
MSA-SW44B-061115	240-51914-30	88	86	93	76
MSA-SW44C-061115	240-51914-31	90	86	95	77
MSA-SW44D-061115	240-51914-32	91	87	93	76
MSA-SW45A-061115	240-51914-33	91	88	94	77
MSA-SW45B-061115	240-51914-34	89	86	94	77
MSA-SW45C-061115	240-51914-35	92	87	95	76

	QC LIMITS
DBFM = Dibromofluoromethane (Surr)	75-121
DCA = 1,2-Dichloroethane-d4 (Surr)	63-129
TOL = Toluene-d8 (Surr)	74-120
BFB = 4-Bromofluorobenzene (Surr)	66-120

Column to be used to flag recovery values

FORM II 8260C

FORM II
GC/MS VOA SURROGATE RECOVERY

Lab Name: TestAmerica Canton Job No.: 240-51914-1

SDG No.:

Matrix: Water Level: Low

GC Column (1): DB-624 ID: 0.18(mm)

Client Sample ID	Lab Sample ID	DBFM #	DCA #	TOL #	BFB #
MSA-SW45D-061115	240-51914-36	91	88	94	75
EL-SW01A-061115	240-51914-37	90	88	93	76
EL-SW01B-061115	240-51914-38	89	88	94	77
EL-SW01C-061115	240-51914-39	88	86	92	71
EL-SW01D-061115	240-51914-40	89	87	94	76
TB-061115	240-51914-41	108	104	85	79
	MB 240-185678/6	89	87	93	80
	MB 240-185753/6	88	83	91	78
	MB 240-185886/6	102	101	85	79
	MB 240-186575/6	97	96	84	78
	LCS 240-185678/4	87	82	94	93
	LCS 240-185753/4	85	79	100	94
	LCS 240-185886/4	93	91	94	96
	LCS 240-186575/4	93	88	94	94
MSA-SW37A-061115 MS	240-51914-1 MS	85	81	96	92
MSA-SW42A-061115 MS	240-51914-21 MS	82	80	98	89
	240-52169-E-1 MS	91	85	88	92
MSA-SW37A-061115 MSD	240-51914-1 MSD	84	79	98	91
MSA-SW42A-061115 MSD	240-51914-21 MSD	82	81	100	89
	240-52169-E-1 MSD	88	83	91	93

	QC LIMITS
DBFM = Dibromofluoromethane (Surr)	75-121
DCA = 1,2-Dichloroethane-d4 (Surr)	63-129
TOL = Toluene-d8 (Surr)	74-120
BFB = 4-Bromofluorobenzene (Surr)	66-120

Column to be used to flag recovery values

FORM II 8260C

FORM VIII
GC/MS VOA INTERNAL STANDARD AREA AND RETENTION TIME SUMMARY

Lab Name: TestAmerica Canton Job No.: 240-51914-1

SDG No.:

Sample No.: CCVIS 240-185678/2 Date Analyzed: 06/18/2015 11:44

Instrument ID: A3UX10 GC Column: DB-624 ID: 0.18(mm)

Lab File ID (Standard): UXX9442.D Heated Purge: (Y/N) N

Calibration ID: 28954

		FB		CBZ		DCB	
		AREA #	RT #	AREA #	RT #	AREA #	RT #
12/24 HOUR STD		1641438	5.55	1278617	8.23	666634	10.47
UPPER LIMIT		3282876	6.05	2557234	8.73	1333268	10.97
LOWER LIMIT		820719	5.05	639309	7.73	333317	9.97
LAB SAMPLE ID	CLIENT SAMPLE ID						
CCV 240-185678/3		1598185	5.54	1284354	8.23	586798	10.47
LCS 240-185678/4		1604963	5.55	1246692	8.23	669186	10.47
MB 240-185678/6		1512227	5.54	1176035	8.23	554725	10.47
240-51914-1	MSA-SW37A-061115	1479655	5.54	1154543	8.23	548922	10.46
240-51914-2	MSA-SW37B-061115	1471422	5.54	1140913	8.23	534642	10.46
240-51914-3	MSA-SW37C-061115	1427639	5.54	1136897	8.23	537075	10.47
240-51914-1 MS	MSA-SW37A-061115 MS	1604974	5.54	1165101	8.23	632063	10.47
240-51914-1 MSD	MSA-SW37A-061115 MSD	1722144	5.54	1224914	8.23	646928	10.47
240-51914-4	MSA-SW37D-061115	1553617	5.54	1142386	8.23	529958	10.46
240-51914-5	MSA-SW38A-061115	1550502	5.54	1131995	8.23	525652	10.47
240-51914-6	MSA-SW38B-061115	1532292	5.55	1125575	8.23	513505	10.47
240-51914-7	MSA-SW38C-061115	1494423	5.54	1108473	8.23	509108	10.47
240-51914-8	MSA-SW38D-061115	1498717	5.55	1092549	8.23	501798	10.47
240-51914-9	MSA-SW39A-061115	1478831	5.54	1076295	8.23	493097	10.47
240-51914-10	MSA-SW39B-061115	1482157	5.55	1084807	8.23	487177	10.47
240-51914-11	MSA-SW39C-061115	1478890	5.55	1073321	8.23	487865	10.47
240-51914-12	MSA-SW39D-061115	1470665	5.55	1078634	8.23	498745	10.47
240-51914-13	MSA-SW40A-061115	1472411	5.55	1067377	8.23	490670	10.47
240-51914-14	MSA-SW40B-061115	1453550	5.54	1067669	8.23	493717	10.47
240-51914-15	MSA-SW40C-061115	1471478	5.54	1069878	8.23	493762	10.47
240-51914-16	MSA-SW40D-061115	1424695	5.54	1062012	8.23	477691	10.47
240-51914-17	MSA-SW41A-061115	1448905	5.54	1053472	8.23	481628	10.46
240-51914-18	MSA-SW41B-061115	1416633	5.55	1070309	8.23	481771	10.47
240-51914-19	MSA-SW41C-061115	1424948	5.55	1037771	8.23	471796	10.47

FB = Fluorobenzene
CBZ = Chlorobenzene-d5
DCB = 1,4-Dichlorobenzene-d4

Area Limit = 50%-200% of internal standard area
RT Limit = ± 0.5 minutes of internal standard RT

Column used to flag values outside QC limits

FORM VIII 8260C

FORM VIII
GC/MS VOA INTERNAL STANDARD AREA AND RETENTION TIME SUMMARY

Lab Name: TestAmerica Canton Job No.: 240-51914-1

SDG No.:

Sample No.: CCVIS 240-185753/2 Date Analyzed: 06/19/2015 00:36

Instrument ID: A3UX10 GC Column: DB-624 ID: 0.18(mm)

Lab File ID (Standard): UXX9470.D Heated Purge: (Y/N) N

Calibration ID: 28954

		FB		CBZ		DCB	
		AREA #	RT #	AREA #	RT #	AREA #	RT #
12/24 HOUR STD		1599577	5.54	1126451	8.23	602892	10.47
UPPER LIMIT		3199154	6.04	2252902	8.73	1205784	10.97
LOWER LIMIT		799789	5.04	563226	7.73	301446	9.97
LAB SAMPLE ID	CLIENT SAMPLE ID						
CCV 240-185753/3		1571549	5.54	1174191	8.23	518149	10.47
LCS 240-185753/4		1591656	5.54	1145142	8.23	623116	10.47
MB 240-185753/6		1493956	5.54	1125822	8.23	512065	10.47
240-51914-21	MSA-SW42A-061115	1475148	5.54	1071761	8.23	491237	10.47
240-51914-22	MSA-SW42B-061115	1458598	5.54	1072171	8.23	492493	10.47
240-51914-23	MSA-SW42C-061115	1467380	5.54	1071118	8.23	492592	10.47
240-51914-24	MSA-SW42D-061115	1440119	5.54	1049049	8.23	484508	10.46
240-51914-25	MSA-SW43A-061115	1449093	5.54	1062183	8.23	474981	10.47
240-51914-26	MSA-SW43B-061115	1420102	5.54	1043720	8.23	469812	10.46
240-51914-27	MSA-SW43C-061115	1429917	5.55	1062347	8.23	474169	10.47
240-51914-28	MSA-SW43D-061115	1399064	5.54	1052528	8.23	466532	10.47
240-51914-29	MSA-SW44A-061115	1390207	5.54	1052642	8.23	478603	10.47
240-51914-30	MSA-SW44B-061115	1417729	5.55	1041801	8.23	471787	10.47
240-51914-31	MSA-SW44C-061115	1401744	5.54	1024867	8.23	464512	10.47
240-51914-32	MSA-SW44D-061115	1398965	5.54	1045477	8.23	470888	10.47
240-51914-33	MSA-SW45A-061115	1395724	5.54	1022291	8.23	471887	10.47
240-51914-34	MSA-SW45B-061115	1399016	5.54	1026933	8.23	471669	10.46
240-51914-35	MSA-SW45C-061115	1367793	5.54	1019736	8.23	472362	10.47
240-51914-36	MSA-SW45D-061115	1378966	5.54	1023973	8.23	467655	10.47
240-51914-37	EL-SW01A-061115	1364458	5.54	1005165	8.23	459447	10.47
240-51914-38	EL-SW01B-061115	1377332	5.54	1013271	8.23	464128	10.47
240-51914-39	EL-SW01C-061115	1423512	5.55	1053773	8.23	465441	10.47
240-51914-40	EL-SW01D-061115	1410464	5.55	1029376	8.23	468213	10.47
240-51914-21 MS	MSA-SW42A-061115 MS	1556101	5.55	1091548	8.23	589752	10.47
240-51914-21 MSD	MSA-SW42A-061115 MSD	1608436	5.54	1127219	8.23	594792	10.46

FB = Fluorobenzene
CBZ = Chlorobenzene-d5
DCB = 1,4-Dichlorobenzene-d4

Area Limit = 50%-200% of internal standard area
RT Limit = ± 0.5 minutes of internal standard RT

Column used to flag values outside QC limits

FORM VIII 8260C

FORM VIII
GC/MS VOA INTERNAL STANDARD AREA AND RETENTION TIME SUMMARY

Lab Name: TestAmerica Canton Job No.: 240-51914-1

SDG No.:

Sample No.: STD8260 240-185152/4 Date Analyzed: 06/15/2015 12:53

Instrument ID: A3UX17 GC Column: DB-624 ID: 0.18(mm)

Lab File ID (Standard): UXR4180.D Heated Purge: (Y/N) N

Calibration ID: 28919

		FB		CBZ		DCB	
		AREA #	RT #	AREA #	RT #	AREA #	RT #
INITIAL CALIBRATION MID-POINT		1481684	5.78	1029282	8.48	547736	10.72
UPPER LIMIT		2963368	6.28	2058564	8.98	1095472	11.22
LOWER LIMIT		740842	5.28	514641	7.98	273868	10.22
LAB SAMPLE ID	CLIENT SAMPLE ID						
ICV 240-185152/8		1493074	5.78	1036442	8.48	569440	10.72
CCVIS 240-185886/2		1207441	5.78	828515	8.48	440325	10.72
CCVIS 240-186575/2		1225429	5.78	832282	8.48	427765	10.72

FB = Fluorobenzene
CBZ = Chlorobenzene-d5
DCB = 1,4-Dichlorobenzene-d4

Area Limit = 50%-200% of internal standard area
RT Limit = ± 0.5 minutes of internal standard RT

Column used to flag values outside QC limits

FORM VIII 8260C

FORM VIII
GC/MS VOA INTERNAL STANDARD AREA AND RETENTION TIME SUMMARY

Lab Name: TestAmerica Canton Job No.: 240-51914-1

SDG No.:

Sample No.: CCVIS 240-185886/2 Date Analyzed: 06/19/2015 09:23

Instrument ID: A3UX17 GC Column: DB-624 ID: 0.18(mm)

Lab File ID (Standard): UXR4355.D Heated Purge: (Y/N) N

Calibration ID: 28919

		FB		CBZ		DCB	
		AREA #	RT #	AREA #	RT #	AREA #	RT #
12/24 HOUR STD		1207441	5.78	828515	8.48	440325	10.72
UPPER LIMIT		2414882	6.28	1657030	8.98	880650	11.22
LOWER LIMIT		603721	5.28	414258	7.98	220163	10.22
LAB SAMPLE ID	CLIENT SAMPLE ID						
CCV 240-185886/3		1203487	5.78	891497	8.48	375819	10.72
LCS 240-185886/4		1258370	5.78	863641	8.48	460736	10.72
MB 240-185886/6		1134722	5.78	825066	8.48	373232	10.72
240-51914-41	TB-061115	1035449	5.78	773260	8.48	341664	10.72
240-52169-E-1 MS		1422148	5.78	1015511	8.48	520589	10.72
240-52169-E-1 MSD		1457111	5.78	999838	8.48	528166	10.72

FB = Fluorobenzene
CBZ = Chlorobenzene-d5
DCB = 1,4-Dichlorobenzene-d4

Area Limit = 50%-200% of internal standard area
RT Limit = ± 0.5 minutes of internal standard RT

Column used to flag values outside QC limits

FORM VIII 8260C

FORM VIII
GC/MS VOA INTERNAL STANDARD AREA AND RETENTION TIME SUMMARY

Lab Name: TestAmerica Canton Job No.: 240-51914-1

SDG No.:

Sample No.: CCVIS 240-186575/2 Date Analyzed: 06/24/2015 11:53

Instrument ID: A3UX17 GC Column: DB-624 ID: 0.18(mm)

Lab File ID (Standard): UXR4501.D Heated Purge: (Y/N) N

Calibration ID: 28919

		FB		CBZ		DCB	
		AREA #	RT #	AREA #	RT #	AREA #	RT #
12/24 HOUR STD		1225429	5.78	832282	8.48	427765	10.72
UPPER LIMIT		2450858	6.28	1664564	8.98	855530	11.22
LOWER LIMIT		612715	5.28	416141	7.98	213883	10.22
LAB SAMPLE ID	CLIENT SAMPLE ID						
CCV 240-186575/3		1249390	5.78	926497	8.48	408513	10.72
LCS 240-186575/4		1270325	5.78	873928	8.48	460017	10.72
MB 240-186575/6		1149787	5.78	829867	8.48	383095	10.72
240-51914-20	MSA-SW41D-061115	1123151	5.78	816598	8.48	388177	10.72

FB = Fluorobenzene
CBZ = Chlorobenzene-d5
DCB = 1,4-Dichlorobenzene-d4

Area Limit = 50%-200% of internal standard area
RT Limit = ± 0.5 minutes of internal standard RT

Column used to flag values outside QC limits

FORM VIII 8260C

FORM IV
GC/MS VOA METHOD BLANK SUMMARY

Lab Name: TestAmerica Canton Job No.: 240-51914-1

SDG No.:

Lab File ID: UXX9446.D Lab Sample ID: MB 240-185678/6

Matrix: Water Heated Purge:(Y/N) N

Instrument ID: A3UX10 Date Analyzed: 06/18/2015 13:15

GC Column: DB-624 ID: 0.18(mm)

THIS METHOD BLANK APPLIES TO THE FOLLOWING SAMPLES:

CLIENT SAMPLE ID	LAB SAMPLE ID	LAB FILE ID	DATE ANALYZED
	LCS 240-185678/4	UXX9444.D	06/18/2015 12:30
MSA-SW37A-061115	240-51914-1	UXX9447.D	06/18/2015 13:38
MSA-SW37B-061115	240-51914-2	UXX9448.D	06/18/2015 14:00
MSA-SW37C-061115	240-51914-3	UXX9449.D	06/18/2015 14:22
MSA-SW37A-061115 MS	240-51914-1 MS	UXX9450.D	06/18/2015 14:50
MSA-SW37A-061115 MSD	240-51914-1 MSD	UXX9451.D	06/18/2015 16:43
MSA-SW37D-061115	240-51914-4	UXX9453.D	06/18/2015 17:28
MSA-SW38A-061115	240-51914-5	UXX9454.D	06/18/2015 17:50
MSA-SW38B-061115	240-51914-6	UXX9455.D	06/18/2015 18:13
MSA-SW38C-061115	240-51914-7	UXX9456.D	06/18/2015 18:35
MSA-SW38D-061115	240-51914-8	UXX9457.D	06/18/2015 18:58
MSA-SW39A-061115	240-51914-9	UXX9458.D	06/18/2015 19:21
MSA-SW39B-061115	240-51914-10	UXX9459.D	06/18/2015 19:44
MSA-SW39C-061115	240-51914-11	UXX9460.D	06/18/2015 20:07
MSA-SW39D-061115	240-51914-12	UXX9461.D	06/18/2015 20:29
MSA-SW40A-061115	240-51914-13	UXX9462.D	06/18/2015 20:52
MSA-SW40B-061115	240-51914-14	UXX9463.D	06/18/2015 21:15
MSA-SW40C-061115	240-51914-15	UXX9464.D	06/18/2015 21:37
MSA-SW40D-061115	240-51914-16	UXX9465.D	06/18/2015 21:59
MSA-SW41A-061115	240-51914-17	UXX9466.D	06/18/2015 22:22
MSA-SW41B-061115	240-51914-18	UXX9467.D	06/18/2015 22:44
MSA-SW41C-061115	240-51914-19	UXX9468.D	06/18/2015 23:06

FORM I
GC/MS VOA ORGANICS ANALYSIS DATA SHEET

Lab Name: TestAmerica Canton | Job No.: 240-51914-1

SDG No.:

Client Sample ID: | Lab Sample ID: MB 240-185678/6

Matrix: Water | Lab File ID: UXX9446.D

Analysis Method: 8260C | Date Collected:

Sample wt/vol: 5(mL) | Date Analyzed: 06/18/2015 13:15

Soil Aliquot Vol: | Dilution Factor: 1

Soil Extract Vol.: | GC Column: DB-624 ID: 0.18(mm)

% Moisture: | Level: (low/med) Low

Analysis Batch No.: 185678 | Units: ug/L

CAS NO.	COMPOUND NAME	RESULT	Q	RL	MDL
630-20-6	1,1,1,2-Tetrachloroethane	1.0	U	1.0	0.28
71-55-6	1,1,1-Trichloroethane	1.0	U	1.0	0.44
79-34-5	1,1,2,2-Tetrachloroethane	1.0	U	1.0	0.22
76-13-1	1,1,2-Trichloro-1,2,2-trichfluoroeth ane	1.0	U	1.0	0.45
75-34-3	1,1-Dichloroethane	1.0	U	1.0	0.30
75-35-4	1,1-Dichloroethene	1.0	U	1.0	0.45
563-58-6	1,1-Dichloropropene	1.0	U	1.0	0.42
87-61-6	1,2,3-Trichlorobenzene	1.0	U	1.0	0.37
96-18-4	1,2,3-Trichloropropane	1.0	U	1.0	0.44
526-73-8	1,2,3-Trimethylbenzene	5.0	U	5.0	0.47
120-82-1	1,2,4-Trichlorobenzene	1.0	U	1.0	0.32
95-63-6	1,2,4-Trimethylbenzene	1.0	U	1.0	0.41
96-12-8	1,2-Dibromo-3-Chloropropane	5.0	U	5.0	0.82
95-50-1	1,2-Dichlorobenzene	1.0	U	1.0	0.25
107-06-2	1,2-Dichloroethane	1.0	U	1.0	0.23
78-87-5	1,2-Dichloropropane	1.0	U	1.0	0.25
541-73-1	1,3-Dichlorobenzene	1.0	U	1.0	0.19
142-28-9	1,3-Dichloropropane	1.0	U	1.0	0.19
106-46-7	1,4-Dichlorobenzene	1.0	U	1.0	0.27
594-20-7	2,2-Dichloropropane	1.0	U	1.0	0.26
110-75-8	2-Chloroethyl vinyl ether	10	U	10	0.59
95-49-8	2-Chlorotoluene	1.0	U	1.0	0.40
591-78-6	2-Hexanone	5.0	U	5.0	0.48
108-86-1	Bromobenzene	1.0	U	1.0	0.35
74-97-5	Bromochloromethane	1.0	U	1.0	0.50
106-43-4	4-Chlorotoluene	1.0	U	1.0	0.29
99-87-6	p-Isopropyltoluene	1.0	U	1.0	0.43
67-64-1	Acetone	5.0	U	5.0	0.94
71-43-2	Benzene	1.0	U	1.0	0.35
75-25-2	Bromoform	1.0	U	1.0	0.56
74-83-9	Bromomethane	1.0	U	1.0	0.44
75-15-0	Carbon disulfide	1.0	U	1.0	0.38
56-23-5	Carbon tetrachloride	1.0	U	1.0	0.43
108-90-7	Chlorobenzene	1.0	U	1.0	0.25
75-00-3	Chloroethane	1.0	U	1.0	0.32

FORM I
GC/MS VOA ORGANICS ANALYSIS DATA SHEET

Lab Name: TestAmerica Canton | Job No.: 240-51914-1

SDG No.:

Client Sample ID: | Lab Sample ID: MB 240-185678/6

Matrix: Water | Lab File ID: UXX9446.D

Analysis Method: 8260C | Date Collected:

Sample wt/vol: 5(mL) | Date Analyzed: 06/18/2015 13:15

Soil Aliquot Vol: | Dilution Factor: 1

Soil Extract Vol.: | GC Column: DB-624 ID: 0.18(mm)

% Moisture: | Level: (low/med) Low

Analysis Batch No.: 185678 | Units: ug/L

CAS NO.	COMPOUND NAME	RESULT	Q	RL	MDL
67-66-3	Chloroform	1.0	U	1.0	0.25
74-87-3	Chloromethane	1.0	U	1.0	0.44
156-59-2	cis-1,2-Dichloroethene	1.0	U	1.0	0.26
10061-01-5	cis-1,3-Dichloropropene	1.0	U	1.0	0.46
87-68-3	Hexachlorobutadiene	1.0	U	1.0	0.35
74-95-3	Dibromomethane	1.0	U	1.0	0.42
75-27-4	Bromodichloromethane	1.0	U	1.0	0.29
75-71-8	Dichlorodifluoromethane	1.0	U	1.0	0.32
100-41-4	Ethylbenzene	1.0	U	1.0	0.25
106-93-4	1,2-Dibromoethane	1.0	U	1.0	0.32
108-20-3	Diisopropyl ether	5.0	U	5.0	0.50
91-20-3	Naphthalene	1.0	U	1.0	0.45
179601-23-1	m-Xylene & p-Xylene	2.0	U	2.0	0.24
104-51-8	n-Butylbenzene	1.0	U	1.0	0.31
98-82-8	Isopropylbenzene	1.0	U	1.0	0.35
103-65-1	n-Propylbenzene	1.0	U	1.0	0.40
78-93-3	2-Butanone	5.0	U	5.0	0.53
108-10-1	4-Methyl-2-pentanone	5.0	U	5.0	0.99
135-98-8	sec-Butylbenzene	1.0	U	1.0	0.48
1634-04-4	Methyl tert-butyl ether	1.0	U	1.0	0.20
994-05-8	Tert-amyl-methyl ether (TAME)	5.0	U	5.0	0.30
75-09-2	Methylene Chloride	1.0	U	1.0	0.33
95-47-6	o-Xylene	1.0	U	1.0	0.25
100-42-5	Styrene	1.0	U	1.0	0.45
637-92-3	Ethyl-t-butyl ether (ETBE)	5.0	U	5.0	0.23
98-06-6	tert-Butylbenzene	1.0	U	1.0	0.41
127-18-4	Tetrachloroethene	1.0	U	1.0	0.31
108-88-3	Toluene	1.0	U	1.0	0.23
156-60-5	trans-1,2-Dichloroethene	1.0	U	1.0	0.30
10061-02-6	trans-1,3-Dichloropropene	1.0	U	1.0	0.56
79-01-6	Trichloroethene	1.0	U	1.0	0.22
75-69-4	Trichlorofluoromethane	1.0	U	1.0	0.49
108-05-4	Vinyl acetate	2.0	U	2.0	0.41
75-01-4	Vinyl chloride	0.50	U	0.50	0.29
75-65-0	tert-Butyl alcohol	20	U	20	4.9
1330-20-7	Xylenes, Total	2.0	U	2.0	0.52

FORM I
GC/MS VOA ORGANICS ANALYSIS DATA SHEET

Lab Name: TestAmerica Canton | Job No.: 240-51914-1

SDG No.:

Client Sample ID: | Lab Sample ID: MB 240-185678/6

Matrix: Water | Lab File ID: UXX9446.D

Analysis Method: 8260C | Date Collected:

Sample wt/vol: 5(mL) | Date Analyzed: 06/18/2015 13:15

Soil Aliquot Vol: | Dilution Factor: 1

Soil Extract Vol.: | GC Column: DB-624 ID: 0.18(mm)

% Moisture: | Level: (low/med) Low

Analysis Batch No.: 185678 | Units: ug/L

CAS NO.	COMPOUND NAME	RESULT	Q	RL	MDL
124-48-1	Dibromochloromethane	1.0	U	1.0	0.43

CAS NO.	SURROGATE	%REC	Q	LIMITS
17060-07-0	1,2-Dichloroethane-d4 (Surr)	87		63-129
460-00-4	4-Bromofluorobenzene (Surr)	80		66-120
2037-26-5	Toluene-d8 (Surr)	93		74-120
1868-53-7	Dibromofluoromethane (Surr)	89		75-121

FORM I
GC/MS VOA ORGANICS ANALYSIS DATA SHEET
TENTATIVELY IDENTIFIED COMPOUNDS

Lab Name: TestAmerica Canton Job No.: 240-51914-1

SDG No.:

Client Sample ID: Lab Sample ID: MB 240-185678/6

Matrix: Water Lab File ID: UXX9446.D

Analysis Method: 8260C Date Collected:

Sample wt/vol: 5(mL) Date Analyzed: 06/18/2015 13:15

Soil Aliquot Vol: Dilution Factor: 1

Soil Extract Vol.: GC Column: DB-624 ID: 0.18(mm)

% Moisture: Level: (low/med) Low

Analysis Batch No.: 185678 Units: ug/L

Number TICs Found: 0 TIC Result Total: 0

CAS NO.	COMPOUND NAME	RT	RESULT	Q
	Tentatively Identified Compound		None	

FORM I-TIC 8260C

FORM I
GC/MS VOA ORGANICS ANALYSIS DATA SHEET
TARGETED TENATIVELY IDENTIFIED COMPOUNDS

Lab Name: TestAmerica Canton Job No.: 240-51914-1

SDG No.:

Client Sample ID: Lab Sample ID: MB 240-185678/6

Matrix: Water Lab File ID: UXX9446.D

Analysis Method: 8260C Date Collected:

Sample wt/vol: 5(mL) Date Analyzed: 06/18/2015 13:15

Soil Aliquot Vol: Dilution Factor: 1

Soil Extract Vol.: GC Column: DB-624 ID: 0.18(mm)

% Moisture: Level: (low/med) Low

Analysis Batch No.: 185678 Units: ug/L

CAS NO.	COMPOUND NAME	RT	RESULT	Q
75-45-6	Chlorodifluoromethane TIC		1.0	U

FORM I-TIC 8260C

FORM III
GC/MS VOA LAB CONTROL SAMPLE RECOVERY

Lab Name: TestAmerica Canton Job No.: 240-51914-1

SDG No.:

Matrix: Water Level: Low Lab File ID: UXX9444.D

Lab ID: LCS 240-185678/4 Client ID:

COMPOUND	SPIKE ADDED (ug/L)	LCS CONCENTRATION (ug/L)	LCS % REC	QC LIMITS REC	#
1,1,1,2-Tetrachloroethane	10.0	9.88	99	72-120	
1,1,1-Trichloroethane	10.0	9.67	97	74-120	
1,1,2,2-Tetrachloroethane	10.0	9.82	98	68-120	
1,1,2-Trichloro-1,2,2-trichfluoroethane	10.0	9.93	99	74-151	
1,1-Dichloroethane	10.0	9.78	98	80-120	
1,1-Dichloroethene	10.0	9.78	98	78-131	
1,1-Dichloropropene	10.0	10.9	109	80-120	
1,2,3-Trichlorobenzene	10.0	8.58	86	54-126	
1,2,3-Trichloropropane	10.0	10.1	101	73-129	
1,2,4-Trichlorobenzene	10.0	9.41	94	48-135	
1,2,4-Trimethylbenzene	10.0	9.52	95	76-120	
1,2-Dibromo-3-Chloropropane	10.0	9.82	98	42-136	
1,2-Dichlorobenzene	10.0	9.74	97	80-120	
1,2-Dichloroethane	10.0	9.47	95	71-127	
1,2-Dichloropropane	10.0	10.2	102	80-120	
1,3-Dichlorobenzene	10.0	9.82	98	80-120	
1,3-Dichloropropane	10.0	9.80	98	79-120	
1,4-Dichlorobenzene	10.0	9.73	97	80-120	
2,2-Dichloropropane	10.0	9.78	98	50-129	
2-Chloroethyl vinyl ether	10.0	9.93 J	99	52-131	
2-Chlorotoluene	10.0	10.4	104	76-120	
2-Hexanone	20.0	21.8	109	55-133	
Bromobenzene	10.0	10.1	101	76-120	
Bromochloromethane	10.0	9.97	100	77-120	
4-Chlorotoluene	10.0	10.2	102	77-120	
p-Isopropyltoluene	10.0	9.45	95	74-120	
Acetone	20.0	15.9	79	43-136	
Benzene	10.0	9.81	98	80-120	
Bromoform	10.0	8.76	88	40-131	
Bromomethane	10.0	9.82	98	11-185	
Carbon disulfide	10.0	10.0	100	62-142	
Carbon tetrachloride	10.0	9.93	99	66-128	
Chlorobenzene	10.0	9.79	98	80-120	
Chloroethane	10.0	9.77	98	25-153	
Chloroform	10.0	9.52	95	79-120	
Chloromethane	10.0	9.99	100	44-126	
cis-1,2-Dichloroethene	10.0	10.2	102	80-120	
cis-1,3-Dichloropropene	10.0	10.7	107	61-120	
Hexachlorobutadiene	10.0	7.94	79	36-134	
Dibromomethane	10.0	9.94	99	80-120	
Bromodichloromethane	10.0	10.1	101	72-121	

Column to be used to flag recovery and RPD values

FORM III 8260C

FORM III
GC/MS VOA LAB CONTROL SAMPLE RECOVERY

Lab Name: TestAmerica Canton Job No.: 240-51914-1

SDG No.:

Matrix: Water Level: Low Lab File ID: UXX9444.D

Lab ID: LCS 240-185678/4 Client ID:

COMPOUND	SPIKE ADDED (ug/L)	LCS CONCENTRATION (ug/L)	LCS % REC	QC LIMITS REC	#
Dichlorodifluoromethane	10.0	8.66	87	19-129	
Ethylbenzene	10.0	10.0	100	80-120	
1,2-Dibromoethane	10.0	9.92	99	79-120	
Naphthalene	10.0	8.58	86	32-141	
m-Xylene & p-Xylene	10.0	9.65	96	80-120	
n-Butylbenzene	10.0	9.07	91	66-125	
Isopropylbenzene	10.0	9.30	93	75-120	
n-Propylbenzene	10.0	9.75	98	74-121	
2-Butanone	20.0	18.8	94	60-126	
4-Methyl-2-pentanone	20.0	22.8	114	63-128	
sec-Butylbenzene	10.0	9.60	96	70-120	
Methyl tert-butyl ether	10.0	9.91	99	52-144	
Methylene Chloride	10.0	9.78	98	66-131	
o-Xylene	10.0	9.44	94	80-120	
Styrene	10.0	9.10	91	79-120	
tert-Butylbenzene	10.0	9.62	96	71-120	
Tetrachloroethene	10.0	9.95	100	79-120	
Toluene	10.0	10.3	103	80-120	
trans-1,2-Dichloroethene	10.0	10.0	100	80-120	
trans-1,3-Dichloropropene	10.0	9.85	98	58-120	
Trichloroethene	10.0	10.1	101	76-120	
Trichlorofluoromethane	10.0	9.84	98	49-157	
Vinyl acetate	10.0	11.8	118	46-161	
Vinyl chloride	10.0	9.92	99	53-127	
tert-Butyl alcohol	100	97.1	97	70-130	
Xylenes, Total	20.0	19.1	95	80-120	
Dibromochloromethane	10.0	10.0	100	64-120	

Column to be used to flag recovery and RPD values

FORM III 8260C

FORM III
GC/MS VOA MATRIX SPIKE RECOVERY

Lab Name: TestAmerica Canton Job No.: 240-51914-1

SDG No.:

Matrix: Water Level: Low Lab File ID: UXX9450.D

Lab ID: 240-51914-1 MS Client ID: MSA-SW37A-061115 MS

COMPOUND	SPIKE ADDED (ug/L)	SAMPLE CONCENTRATION (ug/L)	MS CONCENTRATION (ug/L)	MS % REC	QC LIMITS REC	#
1,1,1,2-Tetrachloroethane	10.0	1.0 U	9.49	95	64-120	
1,1,1-Trichloroethane	10.0	1.0 U	9.00	90	68-121	
1,1,2,2-Tetrachloroethane	10.0	1.0 U	9.32	93	63-122	
1,1,2-Trichloro-1,2,2-trichfluoroethane	10.0	1.0 U	10.8	108	70-152	
1,1-Dichloroethane	10.0	1.0 U	8.71	87	79-120	
1,1-Dichloroethene	10.0	1.0 U	9.13	91	74-135	
1,1-Dichloropropene	10.0	1.0 U	9.90	99	80-120	
1,2,3-Trichlorobenzene	10.0	1.0 U	7.66	77	45-129	
1,2,3-Trichloropropane	10.0	1.0 U	9.70	97	67-132	
1,2,4-Trichlorobenzene	10.0	1.0 U	7.91	79	38-138	
1,2,4-Trimethylbenzene	10.0	1.0 U	8.81	88	67-124	
1,2-Dibromo-3-Chloropropane	10.0	5.0 U	9.40	94	32-139	
1,2-Dichlorobenzene	10.0	1.0 U	8.99	90	75-120	
1,2-Dichloroethane	10.0	1.0 U	8.53	85	68-129	
1,2-Dichloropropane	10.0	1.0 U	9.23	92	78-120	
1,3-Dichlorobenzene	10.0	1.0 U	8.93	89	73-120	
1,3-Dichloropropane	10.0	1.0 U	9.26	93	74-120	
1,4-Dichlorobenzene	10.0	1.0 U	8.88	89	75-120	
2,2-Dichloropropane	10.0	1.0 U	8.78	88	38-127	
2-Chloroethyl vinyl ether	10.0	10 U	10 U	0	10-150	F1
2-Chlorotoluene	10.0	1.0 U	9.73	97	69-120	
2-Hexanone	20.0	5.0 U	20.7	104	47-139	
Bromobenzene	10.0	1.0 U	9.20	92	71-120	
Bromochloromethane	10.0	1.0 U	8.58	86	73-121	
4-Chlorotoluene	10.0	1.0 U	9.65	96	71-120	
p-Isopropyltoluene	10.0	1.0 U	8.87	89	64-122	
Acetone	20.0	5.0 U	13.2	66	33-145	
Benzene	10.0	1.0 U	8.82	88	72-121	
Bromoform	10.0	1.0 U	8.15	82	32-128	
Bromomethane	10.0	1.0 U	8.59	86	10-186	
Carbon disulfide	10.0	1.0 U	9.37	94	57-147	
Carbon tetrachloride	10.0	1.0 U	9.64	96	59-129	
Chlorobenzene	10.0	1.0 U	9.06	91	80-120	
Chloroethane	10.0	1.0 U	8.84	88	21-165	
Chloroform	10.0	1.0 U	8.35	83	76-120	
Chloromethane	10.0	1.0 U	8.88	89	33-132	
cis-1,2-Dichloroethene	10.0	0.36 J	9.14	88	70-120	
cis-1,3-Dichloropropene	10.0	1.0 U	8.77	88	51-120	
Hexachlorobutadiene	10.0	1.0 U	7.47	75	27-132	
Dibromomethane	10.0	1.0 U	8.87	89	77-121	
Bromodichloromethane	10.0	1.0 U	8.84	88	67-120	

Column to be used to flag recovery and RPD values

FORM III 8260C

FORM III
GC/MS VOA MATRIX SPIKE RECOVERY

Lab Name: TestAmerica Canton Job No.: 240-51914-1

SDG No.:

Matrix: Water Level: Low Lab File ID: UXX9450.D

Lab ID: 240-51914-1 MS Client ID: MSA-SW37A-061115 MS

COMPOUND	SPIKE ADDED (ug/L)	SAMPLE CONCENTRATION (ug/L)	MS CONCENTRATION (ug/L)	MS % REC	QC LIMITS REC	#
Dichlorodifluoromethane	10.0	1.0 U	9.36	94	17-128	
Ethylbenzene	10.0	1.0 U	9.70	97	75-120	
1,2-Dibromoethane	10.0	1.0 U	9.44	94	74-120	
Naphthalene	10.0	1.0 U	7.48	75	15-158	
m-Xylene & p-Xylene	10.0	2.0 U	9.20	92	75-120	
n-Butylbenzene	10.0	1.0 U	8.44	84	56-127	
Isopropylbenzene	10.0	1.0 U	8.92	89	68-120	
n-Propylbenzene	10.0	1.0 U	9.46	95	64-124	
2-Butanone	20.0	5.0 U	17.2	86	54-129	
4-Methyl-2-pentanone	20.0	5.0 U	20.3	102	56-131	
sec-Butylbenzene	10.0	1.0 U	9.04	90	60-120	
Methyl tert-butyl ether	10.0	1.0 U	8.69	87	46-144	
Methylene Chloride	10.0	1.0 U	8.10	81	63-128	
o-Xylene	10.0	1.0 U	8.73	87	76-120	
Styrene	10.0	1.0 U	8.45	84	71-120	
tert-Butylbenzene	10.0	1.0 U	8.78	88	61-120	
Tetrachloroethene	10.0	1.0 U	9.84	98	70-120	
Toluene	10.0	1.0 U	9.85	99	78-120	
trans-1,2-Dichloroethene	10.0	1.0 U	9.23	92	80-120	
trans-1,3-Dichloropropene	10.0	1.0 U	9.20	92	46-120	
Trichloroethene	10.0	0.69 J	9.61	89	66-120	
Trichlorofluoromethane	10.0	1.0 U	10.9	109	46-157	
Vinyl acetate	10.0	2.0 U	10.5	105	43-157	
Vinyl chloride	10.0	0.50 U	9.60	96	49-130	
tert-Butyl alcohol	100	20 U	87.7	88	70-130	
Xylenes, Total	20.0	2.0 U	17.9	90	76-120	
Dibromochloromethane	10.0	1.0 U	9.51	95	56-120	

Column to be used to flag recovery and RPD values

FORM III 8260C

FORM III
GC/MS VOA MATRIX SPIKE DUPLICATE RECOVERY

Lab Name: TestAmerica Canton Job No.: 240-51914-1

SDG No.:

Matrix: Water Level: Low Lab File ID: UXX9451.D

Lab ID: 240-51914-1 MSD Client ID: MSA-SW37A-061115 MSD

COMPOUND	SPIKE ADDED (ug/L)	MSD CONCENTRATION (ug/L)	MSD % REC	% RPD	QC LIMITS RPD	QC LIMITS REC	#
1,1,1,2-Tetrachloroethane	10.0	10.1	101	6	30	64-120	
1,1,1-Trichloroethane	10.0	9.08	91	1	30	68-121	
1,1,2,2-Tetrachloroethane	10.0	9.84	98	5	30	63-122	
1,1,2-Trichloro-1,2,2-trichfluoroethane	10.0	9.40	94	14	30	70-152	
1,1-Dichloroethane	10.0	9.20	92	5	30	79-120	
1,1-Dichloroethene	10.0	9.38	94	3	30	74-135	
1,1-Dichloropropene	10.0	10.3	103	3	30	80-120	
1,2,3-Trichlorobenzene	10.0	8.52	85	11	30	45-129	
1,2,3-Trichloropropane	10.0	9.68	97	0	30	67-132	
1,2,4-Trichlorobenzene	10.0	9.07	91	14	30	38-138	
1,2,4-Trimethylbenzene	10.0	9.60	96	9	30	67-124	
1,2-Dibromo-3-Chloropropane	10.0	9.88	99	5	30	32-139	
1,2-Dichlorobenzene	10.0	9.79	98	9	30	75-120	
1,2-Dichloroethane	10.0	8.83	88	3	30	68-129	
1,2-Dichloropropane	10.0	9.86	99	7	30	78-120	
1,3-Dichlorobenzene	10.0	9.80	98	9	30	73-120	
1,3-Dichloropropane	10.0	10.2	102	9	30	74-120	
1,4-Dichlorobenzene	10.0	9.68	97	9	30	75-120	
2,2-Dichloropropane	10.0	8.66	87	1	30	38-127	
2-Chloroethyl vinyl ether	10.0	10 U	0	NC	30	10-150	F1
2-Chlorotoluene	10.0	10.3	103	6	30	69-120	
2-Hexanone	20.0	20.7	103	0	30	47-139	
Bromobenzene	10.0	10.4	104	12	30	71-120	
Bromochloromethane	10.0	9.15	91	6	30	73-121	
4-Chlorotoluene	10.0	10.4	104	8	30	71-120	
p-Isopropyltoluene	10.0	9.48	95	7	30	64-122	
Acetone	20.0	14.0	70	6	30	33-145	
Benzene	10.0	9.33	93	6	30	72-121	
Bromoform	10.0	8.70	87	6	30	32-128	
Bromomethane	10.0	8.19	82	5	30	10-186	
Carbon disulfide	10.0	9.80	98	4	30	57-147	
Carbon tetrachloride	10.0	9.74	97	1	30	59-129	
Chlorobenzene	10.0	9.91	99	9	30	80-120	
Chloroethane	10.0	8.58	86	3	30	21-165	
Chloroform	10.0	8.89	89	6	30	76-120	
Chloromethane	10.0	8.89	89	0	30	33-132	
cis-1,2-Dichloroethene	10.0	9.61	93	5	30	70-120	
cis-1,3-Dichloropropene	10.0	9.82	98	11	30	51-120	
Hexachlorobutadiene	10.0	8.76	88	16	30	27-132	
Dibromomethane	10.0	9.36	94	5	30	77-121	
Bromodichloromethane	10.0	9.51	95	7	30	67-120	

Column to be used to flag recovery and RPD values

FORM III 8260C

FORM III
GC/MS VOA MATRIX SPIKE DUPLICATE RECOVERY

Lab Name: TestAmerica Canton Job No.: 240-51914-1

SDG No.:

Matrix: Water Level: Low Lab File ID: UXX9451.D

Lab ID: 240-51914-1 MSD Client ID: MSA-SW37A-061115 MSD

COMPOUND	SPIKE ADDED (ug/L)	MSD CONCENTRATION (ug/L)	MSD % REC	% RPD	QC LIMITS RPD	QC LIMITS REC	#
Dichlorodifluoromethane	10.0	7.87	79	17	30	17-128	
Ethylbenzene	10.0	10.3	103	6	30	75-120	
1,2-Dibromoethane	10.0	10.1	101	7	30	74-120	
Naphthalene	10.0	8.52	85	13	30	15-158	
m-Xylene & p-Xylene	10.0	9.53	95	4	30	75-120	
n-Butylbenzene	10.0	9.18	92	8	30	56-127	
Isopropylbenzene	10.0	9.34	93	5	30	68-120	
n-Propylbenzene	10.0	9.81	98	4	30	64-124	
2-Butanone	20.0	17.2	86	0	30	54-129	
4-Methyl-2-pentanone	20.0	20.5	102	1	30	56-131	
sec-Butylbenzene	10.0	9.56	96	6	30	60-120	
Methyl tert-butyl ether	10.0	9.40	94	8	30	46-144	
Methylene Chloride	10.0	8.60	86	6	30	63-128	
o-Xylene	10.0	9.45	95	8	30	76-120	
Styrene	10.0	8.95	89	6	30	71-120	
tert-Butylbenzene	10.0	9.45	94	7	30	61-120	
Tetrachloroethene	10.0	10.2	102	4	30	70-120	
Toluene	10.0	10.7	107	8	30	78-120	
trans-1,2-Dichloroethene	10.0	9.46	95	2	30	80-120	
trans-1,3-Dichloropropene	10.0	10.0	100	9	30	46-120	
Trichloroethene	10.0	10.1	94	5	30	66-120	
Trichlorofluoromethane	10.0	9.89	99	10	30	46-157	
Vinyl acetate	10.0	10.8	108	4	30	43-157	
Vinyl chloride	10.0	9.19	92	4	30	49-130	
tert-Butyl alcohol	100	92.3	92	5	30	70-130	
Xylenes, Total	20.0	19.0	95	6	30	76-120	
Dibromochloromethane	10.0	10.2	102	7	30	56-120	

Column to be used to flag recovery and RPD values

FORM III 8260C

FORM IV
GC/MS VOA METHOD BLANK SUMMARY

Lab Name: TestAmerica Canton Job No.: 240-51914-1

SDG No.:

Lab File ID: UXX9474.D Lab Sample ID: MB 240-185753/6

Matrix: Water Heated Purge:(Y/N) N

Instrument ID: A3UX10 Date Analyzed: 06/19/2015 02:05

GC Column: DB-624 ID: 0.18(mm)

THIS METHOD BLANK APPLIES TO THE FOLLOWING SAMPLES:

CLIENT SAMPLE ID	LAB SAMPLE ID	LAB FILE ID	DATE ANALYZED
	LCS 240-185753/4	UXX9472.D	06/19/2015 01:21
MSA-SW42A-061115	240-51914-21	UXX9475.D	06/19/2015 02:28
MSA-SW42B-061115	240-51914-22	UXX9476.D	06/19/2015 02:50
MSA-SW42C-061115	240-51914-23	UXX9477.D	06/19/2015 03:12
MSA-SW42D-061115	240-51914-24	UXX9478.D	06/19/2015 03:35
MSA-SW43A-061115	240-51914-25	UXX9479.D	06/19/2015 03:57
MSA-SW43B-061115	240-51914-26	UXX9480.D	06/19/2015 04:19
MSA-SW43C-061115	240-51914-27	UXX9481.D	06/19/2015 04:41
MSA-SW43D-061115	240-51914-28	UXX9482.D	06/19/2015 05:04
MSA-SW44A-061115	240-51914-29	UXX9483.D	06/19/2015 05:26
MSA-SW44B-061115	240-51914-30	UXX9484.D	06/19/2015 05:48
MSA-SW44C-061115	240-51914-31	UXX9485.D	06/19/2015 06:11
MSA-SW44D-061115	240-51914-32	UXX9486.D	06/19/2015 06:33
MSA-SW45A-061115	240-51914-33	UXX9487.D	06/19/2015 06:55
MSA-SW45B-061115	240-51914-34	UXX9488.D	06/19/2015 07:17
MSA-SW45C-061115	240-51914-35	UXX9489.D	06/19/2015 07:40
MSA-SW45D-061115	240-51914-36	UXX9490.D	06/19/2015 08:02
EL-SW01A-061115	240-51914-37	UXX9491.D	06/19/2015 08:24
EL-SW01B-061115	240-51914-38	UXX9492.D	06/19/2015 08:47
EL-SW01C-061115	240-51914-39	UXX9493.D	06/19/2015 09:35
EL-SW01D-061115	240-51914-40	UXX9494.D	06/19/2015 09:58
MSA-SW42A-061115 MS	240-51914-21 MS	UXX9495.D	06/19/2015 10:20
MSA-SW42A-061115 MSD	240-51914-21 MSD	UXX9496.D	06/19/2015 10:43

FORM I
GC/MS VOA ORGANICS ANALYSIS DATA SHEET

Lab Name: TestAmerica Canton | Job No.: 240-51914-1
SDG No.:
Client Sample ID: | Lab Sample ID: MB 240-185753/6
Matrix: Water | Lab File ID: UXX9474.D
Analysis Method: 8260C | Date Collected:
Sample wt/vol: 5(mL) | Date Analyzed: 06/19/2015 02:05
Soil Aliquot Vol: | Dilution Factor: 1
Soil Extract Vol.: | GC Column: DB-624 ID: 0.18(mm)
% Moisture: | Level: (low/med) Low
Analysis Batch No.: 185753 | Units: ug/L

CAS NO.	COMPOUND NAME	RESULT	Q	RL	MDL
630-20-6	1,1,1,2-Tetrachloroethane	1.0	U	1.0	0.28
71-55-6	1,1,1-Trichloroethane	1.0	U	1.0	0.44
79-34-5	1,1,2,2-Tetrachloroethane	1.0	U	1.0	0.22
76-13-1	1,1,2-Trichloro-1,2,2-trichfluoroethane	1.0	U	1.0	0.45
75-34-3	1,1-Dichloroethane	1.0	U	1.0	0.30
75-35-4	1,1-Dichloroethene	1.0	U	1.0	0.45
563-58-6	1,1-Dichloropropene	1.0	U	1.0	0.42
87-61-6	1,2,3-Trichlorobenzene	1.0	U	1.0	0.37
96-18-4	1,2,3-Trichloropropane	1.0	U	1.0	0.44
526-73-8	1,2,3-Trimethylbenzene	5.0	U	5.0	0.47
120-82-1	1,2,4-Trichlorobenzene	1.0	U	1.0	0.32
95-63-6	1,2,4-Trimethylbenzene	1.0	U	1.0	0.41
96-12-8	1,2-Dibromo-3-Chloropropane	5.0	U	5.0	0.82
95-50-1	1,2-Dichlorobenzene	1.0	U	1.0	0.25
107-06-2	1,2-Dichloroethane	1.0	U	1.0	0.23
78-87-5	1,2-Dichloropropane	1.0	U	1.0	0.25
541-73-1	1,3-Dichlorobenzene	1.0	U	1.0	0.19
142-28-9	1,3-Dichloropropane	1.0	U	1.0	0.19
106-46-7	1,4-Dichlorobenzene	1.0	U	1.0	0.27
594-20-7	2,2-Dichloropropane	1.0	U	1.0	0.26
110-75-8	2-Chloroethyl vinyl ether	10	U	10	0.59
95-49-8	2-Chlorotoluene	1.0	U	1.0	0.40
591-78-6	2-Hexanone	5.0	U	5.0	0.48
108-86-1	Bromobenzene	1.0	U	1.0	0.35
74-97-5	Bromochloromethane	1.0	U	1.0	0.50
106-43-4	4-Chlorotoluene	1.0	U	1.0	0.29
99-87-6	p-Isopropyltoluene	1.0	U	1.0	0.43
67-64-1	Acetone	5.0	U	5.0	0.94
71-43-2	Benzene	1.0	U	1.0	0.35
75-25-2	Bromoform	1.0	U	1.0	0.56
74-83-9	Bromomethane	1.0	U	1.0	0.44
75-15-0	Carbon disulfide	1.0	U	1.0	0.38
56-23-5	Carbon tetrachloride	1.0	U	1.0	0.43
108-90-7	Chlorobenzene	1.0	U	1.0	0.25
75-00-3	Chloroethane	1.0	U	1.0	0.32

FORM I
GC/MS VOA ORGANICS ANALYSIS DATA SHEET

Lab Name: TestAmerica Canton | Job No.: 240-51914-1
SDG No.:
Client Sample ID: | Lab Sample ID: MB 240-185753/6
Matrix: Water | Lab File ID: UXX9474.D
Analysis Method: 8260C | Date Collected:
Sample wt/vol: 5(mL) | Date Analyzed: 06/19/2015 02:05
Soil Aliquot Vol: | Dilution Factor: 1
Soil Extract Vol.: | GC Column: DB-624 ID: 0.18(mm)
% Moisture: | Level: (low/med) Low
Analysis Batch No.: 185753 | Units: ug/L

CAS NO.	COMPOUND NAME	RESULT	Q	RL	MDL
67-66-3	Chloroform	1.0	U	1.0	0.25
74-87-3	Chloromethane	1.0	U	1.0	0.44
156-59-2	cis-1,2-Dichloroethene	1.0	U	1.0	0.26
10061-01-5	cis-1,3-Dichloropropene	1.0	U	1.0	0.46
87-68-3	Hexachlorobutadiene	1.0	U	1.0	0.35
74-95-3	Dibromomethane	1.0	U	1.0	0.42
75-27-4	Bromodichloromethane	1.0	U	1.0	0.29
75-71-8	Dichlorodifluoromethane	1.0	U	1.0	0.32
100-41-4	Ethylbenzene	1.0	U	1.0	0.25
106-93-4	1,2-Dibromoethane	1.0	U	1.0	0.32
108-20-3	Diisopropyl ether	5.0	U	5.0	0.50
91-20-3	Naphthalene	1.0	U	1.0	0.45
179601-23-1	m-Xylene & p-Xylene	2.0	U	2.0	0.24
104-51-8	n-Butylbenzene	1.0	U	1.0	0.31
98-82-8	Isopropylbenzene	1.0	U	1.0	0.35
103-65-1	n-Propylbenzene	1.0	U	1.0	0.40
78-93-3	2-Butanone	5.0	U	5.0	0.53
108-10-1	4-Methyl-2-pentanone	5.0	U	5.0	0.99
135-98-8	sec-Butylbenzene	1.0	U	1.0	0.48
1634-04-4	Methyl tert-butyl ether	1.0	U	1.0	0.20
994-05-8	Tert-amyl-methyl ether (TAME)	5.0	U	5.0	0.30
75-09-2	Methylene Chloride	1.0	U	1.0	0.33
95-47-6	o-Xylene	1.0	U	1.0	0.25
100-42-5	Styrene	1.0	U	1.0	0.45
637-92-3	Ethyl-t-butyl ether (ETBE)	5.0	U	5.0	0.23
98-06-6	tert-Butylbenzene	1.0	U	1.0	0.41
127-18-4	Tetrachloroethene	1.0	U	1.0	0.31
108-88-3	Toluene	1.0	U	1.0	0.23
156-60-5	trans-1,2-Dichloroethene	1.0	U	1.0	0.30
10061-02-6	trans-1,3-Dichloropropene	1.0	U	1.0	0.56
79-01-6	Trichloroethene	1.0	U	1.0	0.22
75-69-4	Trichlorofluoromethane	1.0	U	1.0	0.49
108-05-4	Vinyl acetate	2.0	U	2.0	0.41
75-01-4	Vinyl chloride	0.50	U	0.50	0.29
75-65-0	tert-Butyl alcohol	20	U	20	4.9
1330-20-7	Xylenes, Total	2.0	U	2.0	0.52

FORM I
GC/MS VOA ORGANICS ANALYSIS DATA SHEET

Lab Name: TestAmerica Canton
Job No.: 240-51914-1
SDG No.:
Client Sample ID:
Lab Sample ID: MB 240-185753/6
Matrix: Water
Lab File ID: UXX9474.D
Analysis Method: 8260C
Date Collected:
Sample wt/vol: 5(mL)
Date Analyzed: 06/19/2015 02:05
Soil Aliquot Vol:
Dilution Factor: 1
Soil Extract Vol.:
GC Column: DB-624 ID: 0.18(mm)
% Moisture:
Level: (low/med) Low
Analysis Batch No.: 185753
Units: ug/L

CAS NO.	COMPOUND NAME	RESULT	Q	RL	MDL
124-48-1	Dibromochloromethane	1.0	U	1.0	0.43

CAS NO.	SURROGATE	%REC	Q	LIMITS
17060-07-0	1,2-Dichloroethane-d4 (Surr)	83		63-129
460-00-4	4-Bromofluorobenzene (Surr)	78		66-120
2037-26-5	Toluene-d8 (Surr)	91		74-120
1868-53-7	Dibromofluoromethane (Surr)	88		75-121

FORM I
GC/MS VOA ORGANICS ANALYSIS DATA SHEET
TENTATIVELY IDENTIFIED COMPOUNDS

Lab Name: TestAmerica Canton Job No.: 240-51914-1

SDG No.:

Client Sample ID: Lab Sample ID: MB 240-185753/6

Matrix: Water Lab File ID: UXX9474.D

Analysis Method: 8260C Date Collected:

Sample wt/vol: 5(mL) Date Analyzed: 06/19/2015 02:05

Soil Aliquot Vol: Dilution Factor: 1

Soil Extract Vol.: GC Column: DB-624 ID: 0.18(mm)

% Moisture: Level: (low/med) Low

Analysis Batch No.: 185753 Units: ug/L

Number TICs Found: 2 TIC Result Total: 1.169

CAS NO.	COMPOUND NAME	RT	RESULT	Q
7439-90-9	Krypton	3.45	0.535	T J N
75-07-0	Acetaldehyde	7.92	0.634	T J N

FORM I-TIC 8260C

FORM I
GC/MS VOA ORGANICS ANALYSIS DATA SHEET
TARGETED TENATIVELY IDENTIFIED COMPOUNDS

Lab Name: TestAmerica Canton Job No.: 240-51914-1

SDG No.:

Client Sample ID: Lab Sample ID: MB 240-185753/6

Matrix: Water Lab File ID: UXX9474.D

Analysis Method: 8260C Date Collected:

Sample wt/vol: 5(mL) Date Analyzed: 06/19/2015 02:05

Soil Aliquot Vol: Dilution Factor: 1

Soil Extract Vol.: GC Column: DB-624 ID: 0.18(mm)

% Moisture: Level: (low/med) Low

Analysis Batch No.: 185753 Units: ug/L

CAS NO.	COMPOUND NAME	RT	RESULT	Q
75-45-6	Chlorodifluoromethane TIC		1.0	U

FORM I-TIC 8260C

FORM III
GC/MS VOA LAB CONTROL SAMPLE RECOVERY

Lab Name: TestAmerica Canton Job No.: 240-51914-1

SDG No.:

Matrix: Water Level: Low Lab File ID: UXX9472.D

Lab ID: LCS 240-185753/4 Client ID:

COMPOUND	SPIKE ADDED (ug/L)	LCS CONCENTRATION (ug/L)	LCS % REC	QC LIMITS REC	#
1,1,1,2-Tetrachloroethane	10.0	9.77	98	72-120	
1,1,1-Trichloroethane	10.0	8.56	86	74-120	
1,1,2,2-Tetrachloroethane	10.0	9.86	99	68-120	
1,1,2-Trichloro-1,2,2-trichfluoroethane	10.0	8.26	83	74-151	
1,1-Dichloroethane	10.0	9.07	91	80-120	
1,1-Dichloroethene	10.0	8.36	84	78-131	
1,1-Dichloropropene	10.0	9.28	93	80-120	
1,2,3-Trichlorobenzene	10.0	7.53	75	54-126	
1,2,3-Trichloropropane	10.0	9.73	97	73-129	
1,2,4-Trichlorobenzene	10.0	7.96	80	48-135	
1,2,4-Trimethylbenzene	10.0	8.47	85	76-120	
1,2-Dibromo-3-Chloropropane	10.0	9.65	96	42-136	
1,2-Dichlorobenzene	10.0	9.10	91	80-120	
1,2-Dichloroethane	10.0	9.05	91	71-127	
1,2-Dichloropropane	10.0	10.0	100	80-120	
1,3-Dichlorobenzene	10.0	8.94	89	80-120	
1,3-Dichloropropane	10.0	10.2	102	79-120	
1,4-Dichlorobenzene	10.0	8.74	87	80-120	
2,2-Dichloropropane	10.0	7.08	71	50-129	
2-Chloroethyl vinyl ether	10.0	9.36 J	94	52-131	
2-Chlorotoluene	10.0	9.37	94	76-120	
2-Hexanone	20.0	20.1	100	55-133	
Bromobenzene	10.0	9.37	94	76-120	
Bromochloromethane	10.0	9.08	91	77-120	
4-Chlorotoluene	10.0	9.37	94	77-120	
p-Isopropyltoluene	10.0	8.16	82	74-120	
Acetone	20.0	13.9	69	43-136	
Benzene	10.0	9.00	90	80-120	
Bromoform	10.0	8.20	82	40-131	
Bromomethane	10.0	9.30	93	11-185	
Carbon disulfide	10.0	8.38	84	62-142	
Carbon tetrachloride	10.0	8.41	84	66-128	
Chlorobenzene	10.0	9.37	94	80-120	
Chloroethane	10.0	8.84	88	25-153	
Chloroform	10.0	8.89	89	79-120	
Chloromethane	10.0	9.40	94	44-126	
cis-1,2-Dichloroethene	10.0	9.31	93	80-120	
cis-1,3-Dichloropropene	10.0	9.66	97	61-120	
Hexachlorobutadiene	10.0	6.91	69	36-134	
Dibromomethane	10.0	9.43	94	80-120	
Bromodichloromethane	10.0	9.26	93	72-121	

Column to be used to flag recovery and RPD values

FORM III 8260C

FORM III
GC/MS VOA LAB CONTROL SAMPLE RECOVERY

Lab Name: TestAmerica Canton Job No.: 240-51914-1

SDG No.:

Matrix: Water Level: Low Lab File ID: UXX9472.D

Lab ID: LCS 240-185753/4 Client ID:

COMPOUND	SPIKE ADDED (ug/L)	LCS CONCENTRATION (ug/L)	LCS % REC	QC LIMITS REC	#
Dichlorodifluoromethane	10.0	6.76	68	19-129	
Ethylbenzene	10.0	9.35	94	80-120	
1,2-Dibromoethane	10.0	10.0	100	79-120	
Naphthalene	10.0	7.59	76	32-141	
m-Xylene & p-Xylene	10.0	8.87	89	80-120	
n-Butylbenzene	10.0	7.71	77	66-125	
Isopropylbenzene	10.0	8.28	83	75-120	
n-Propylbenzene	10.0	8.41	84	74-121	
2-Butanone	20.0	17.0	85	60-126	
4-Methyl-2-pentanone	20.0	21.0	105	63-128	
sec-Butylbenzene	10.0	8.20	82	70-120	
Methyl tert-butyl ether	10.0	9.30	93	52-144	
Methylene Chloride	10.0	9.75	97	66-131	
o-Xylene	10.0	8.71	87	80-120	
Styrene	10.0	8.43	84	79-120	
tert-Butylbenzene	10.0	8.16	82	71-120	
Tetrachloroethene	10.0	9.17	92	79-120	
Toluene	10.0	10.1	101	80-120	
trans-1,2-Dichloroethene	10.0	9.10	91	80-120	
trans-1,3-Dichloropropene	10.0	9.52	95	58-120	
Trichloroethene	10.0	8.82	88	76-120	
Trichlorofluoromethane	10.0	8.93	89	49-157	
Vinyl acetate	10.0	10.2	102	46-161	
Vinyl chloride	10.0	8.83	88	53-127	
tert-Butyl alcohol	100	84.8	85	70-130	
Xylenes, Total	20.0	17.6	88	80-120	
Dibromochloromethane	10.0	10.0	100	64-120	

Column to be used to flag recovery and RPD values

FORM III 8260C

FORM III
GC/MS VOA MATRIX SPIKE RECOVERY

Lab Name: TestAmerica Canton Job No.: 240-51914-1

SDG No.:

Matrix: Water Level: Low Lab File ID: UXX9495.D

Lab ID: 240-51914-21 MS Client ID: MSA-SW42A-061115 MS

COMPOUND	SPIKE ADDED (ug/L)	SAMPLE CONCENTRATION (ug/L)	MS CONCENTRATION (ug/L)	MS % REC	QC LIMITS REC	#
1,1,1,2-Tetrachloroethane	10.0	1.0 U	9.46	95	64-120	
1,1,1-Trichloroethane	10.0	1.0 U	8.81	88	68-121	
1,1,2,2-Tetrachloroethane	10.0	1.0 U	9.74	97	63-122	
1,1,2-Trichloro-1,2,2-trichfluoroethane	10.0	1.0 U	10.4	104	70-152	
1,1-Dichloroethane	10.0	1.0 U	8.92	89	79-120	
1,1-Dichloroethene	10.0	1.0 U	9.19	92	74-135	
1,1-Dichloropropene	10.0	1.0 U	10.1	101	80-120	
1,2,3-Trichlorobenzene	10.0	1.0 U	7.36	74	45-129	
1,2,3-Trichloropropane	10.0	1.0 U	9.48	95	67-132	
1,2,4-Trichlorobenzene	10.0	1.0 U	7.45	75	38-138	
1,2,4-Trimethylbenzene	10.0	1.0 U	8.89	89	67-124	
1,2-Dibromo-3-Chloropropane	10.0	5.0 U	9.35	93	32-139	
1,2-Dichlorobenzene	10.0	1.0 U	9.25	93	75-120	
1,2-Dichloroethane	10.0	1.0 U	8.66	87	68-129	
1,2-Dichloropropane	10.0	1.0 U	9.45	94	78-120	
1,3-Dichlorobenzene	10.0	1.0 U	9.30	93	73-120	
1,3-Dichloropropane	10.0	1.0 U	9.93	99	74-120	
1,4-Dichlorobenzene	10.0	1.0 U	9.06	91	75-120	
2,2-Dichloropropane	10.0	1.0 U	8.42	84	38-127	
2-Chloroethyl vinyl ether	10.0	10 U	10 U	0	10-150	F1
2-Chlorotoluene	10.0	1.0 U	9.68	97	69-120	
2-Hexanone	20.0	5.0 U	20.7	104	47-139	
Bromobenzene	10.0	1.0 U	9.51	95	71-120	
Bromochloromethane	10.0	1.0 U	8.83	88	73-121	
4-Chlorotoluene	10.0	1.0 U	9.56	96	71-120	
p-Isopropyltoluene	10.0	1.0 U	8.89	89	64-122	
Acetone	20.0	5.0 U	13.6	68	33-145	
Benzene	10.0	1.0 U	9.03	90	72-121	
Bromoform	10.0	1.0 U	7.98	80	32-128	
Bromomethane	10.0	1.0 U	7.51	75	10-186	
Carbon disulfide	10.0	1.0 U	9.07	91	57-147	
Carbon tetrachloride	10.0	1.0 U	9.52	95	59-129	
Chlorobenzene	10.0	1.0 U	9.54	95	80-120	
Chloroethane	10.0	1.0 U	7.83	78	21-165	
Chloroform	10.0	1.0 U	8.56	86	76-120	
Chloromethane	10.0	1.0 U	7.98	80	33-132	
cis-1,2-Dichloroethene	10.0	0.61 J	9.44	88	70-120	
cis-1,3-Dichloropropene	10.0	1.0 U	8.75	87	51-120	
Hexachlorobutadiene	10.0	1.0 U	7.08	71	27-132	
Dibromomethane	10.0	1.0 U	9.22	92	77-121	
Bromodichloromethane	10.0	1.0 U	8.80	88	67-120	

Column to be used to flag recovery and RPD values

FORM III 8260C

FORM III
GC/MS VOA MATRIX SPIKE RECOVERY

Lab Name: TestAmerica Canton Job No.: 240-51914-1

SDG No.:

Matrix: Water Level: Low Lab File ID: UXX9495.D

Lab ID: 240-51914-21 MS Client ID: MSA-SW42A-061115 MS

COMPOUND	SPIKE ADDED (ug/L)	SAMPLE CONCENTRATION (ug/L)	MS CONCENTRATION (ug/L)	MS % REC	QC LIMITS REC	#
Dichlorodifluoromethane	10.0	1.0 U	8.00	80	17-128	
Ethylbenzene	10.0	1.0 U	9.95	100	75-120	
1,2-Dibromoethane	10.0	1.0 U	9.70	97	74-120	
Naphthalene	10.0	1.0 U	7.11	71	15-158	
m-Xylene & p-Xylene	10.0	2.0 U	9.29	93	75-120	
n-Butylbenzene	10.0	1.0 U	8.36	84	56-127	
Isopropylbenzene	10.0	1.0 U	8.77	88	68-120	
n-Propylbenzene	10.0	1.0 U	9.24	92	64-124	
2-Butanone	20.0	5.0 U	17.2	86	54-129	
4-Methyl-2-pentanone	20.0	5.0 U	19.9	99	56-131	
sec-Butylbenzene	10.0	1.0 U	8.85	88	60-120	
Methyl tert-butyl ether	10.0	1.0 U	8.55	86	46-144	
Methylene Chloride	10.0	1.0 U	8.41	84	63-128	
o-Xylene	10.0	1.0 U	8.90	89	76-120	
Styrene	10.0	1.0 U	8.55	86	71-120	
tert-Butylbenzene	10.0	1.0 U	8.88	89	61-120	
Tetrachloroethene	10.0	1.0 U	10.5	105	70-120	
Toluene	10.0	1.0 U	10.3	103	78-120	
trans-1,2-Dichloroethene	10.0	1.0 U	9.11	91	80-120	
trans-1,3-Dichloropropene	10.0	1.0 U	9.23	92	46-120	
Trichloroethene	10.0	0.87 J	9.94	91	66-120	
Trichlorofluoromethane	10.0	1.0 U	10.4	104	46-157	
Vinyl acetate	10.0	2.0 U	9.78	98	43-157	
Vinyl chloride	10.0	0.34 J	8.55	82	49-130	
tert-Butyl alcohol	100	20 U	83.8	84	70-130	
Xylenes, Total	20.0	2.0 U	18.2	91	76-120	
Dibromochloromethane	10.0	1.0 U	9.91	99	56-120	

Column to be used to flag recovery and RPD values

FORM III 8260C

FORM III
GC/MS VOA MATRIX SPIKE DUPLICATE RECOVERY

Lab Name: TestAmerica Canton Job No.: 240-51914-1

SDG No.:

Matrix: Water Level: Low Lab File ID: UXX9496.D

Lab ID: 240-51914-21 MSD Client ID: MSA-SW42A-061115 MSD

COMPOUND	SPIKE ADDED (ug/L)	MSD CONCENTRATION (ug/L)	MSD % REC	% RPD	QC LIMITS RPD	QC LIMITS REC	#
1,1,1,2-Tetrachloroethane	10.0	9.18	92	3	30	64-120	
1,1,1-Trichloroethane	10.0	8.80	88	0	30	68-121	
1,1,2,2-Tetrachloroethane	10.0	9.47	95	3	30	63-122	
1,1,2-Trichloro-1,2,2-trichfluoroethane	10.0	9.77	98	6	30	70-152	
1,1-Dichloroethane	10.0	8.61	86	4	30	79-120	
1,1-Dichloroethene	10.0	8.89	89	3	30	74-135	
1,1-Dichloropropene	10.0	9.98	100	1	30	80-120	
1,2,3-Trichlorobenzene	10.0	7.72	77	5	30	45-129	
1,2,3-Trichloropropane	10.0	9.63	96	2	30	67-132	
1,2,4-Trichlorobenzene	10.0	8.00	80	7	30	38-138	
1,2,4-Trimethylbenzene	10.0	8.70	87	2	30	67-124	
1,2-Dibromo-3-Chloropropane	10.0	9.64	96	3	30	32-139	
1,2-Dichlorobenzene	10.0	9.45	95	2	30	75-120	
1,2-Dichloroethane	10.0	8.36	84	4	30	68-129	
1,2-Dichloropropane	10.0	9.16	92	3	30	78-120	
1,3-Dichlorobenzene	10.0	9.04	90	3	30	73-120	
1,3-Dichloropropane	10.0	9.86	99	1	30	74-120	
1,4-Dichlorobenzene	10.0	9.03	90	0	30	75-120	
2,2-Dichloropropane	10.0	8.11	81	4	30	38-127	
2-Chloroethyl vinyl ether	10.0	10 U	0	NC	30	10-150	F1
2-Chlorotoluene	10.0	9.91	99	2	30	69-120	
2-Hexanone	20.0	21.0	105	1	30	47-139	
Bromobenzene	10.0	9.37	94	1	30	71-120	
Bromochloromethane	10.0	8.59	86	3	30	73-121	
4-Chlorotoluene	10.0	9.59	96	0	30	71-120	
p-Isopropyltoluene	10.0	8.65	86	3	30	64-122	
Acetone	20.0	12.8	64	6	30	33-145	
Benzene	10.0	8.85	89	2	30	72-121	
Bromoform	10.0	7.86	79	2	30	32-128	
Bromomethane	10.0	8.03	80	7	30	10-186	
Carbon disulfide	10.0	8.66	87	5	30	57-147	
Carbon tetrachloride	10.0	9.24	92	3	30	59-129	
Chlorobenzene	10.0	9.40	94	2	30	80-120	
Chloroethane	10.0	8.02	80	2	30	21-165	
Chloroform	10.0	8.25	82	4	30	76-120	
Chloromethane	10.0	8.33	83	4	30	33-132	
cis-1,2-Dichloroethene	10.0	9.31	87	1	30	70-120	
cis-1,3-Dichloropropene	10.0	8.75	87	0	30	51-120	
Hexachlorobutadiene	10.0	7.25	72	2	30	27-132	
Dibromomethane	10.0	8.83	88	4	30	77-121	
Bromodichloromethane	10.0	8.49	85	4	30	67-120	

Column to be used to flag recovery and RPD values

FORM III 8260C

FORM III
GC/MS VOA MATRIX SPIKE DUPLICATE RECOVERY

Lab Name: TestAmerica Canton Job No.: 240-51914-1

SDG No.:

Matrix: Water Level: Low Lab File ID: UXX9496.D

Lab ID: 240-51914-21 MSD Client ID: MSA-SW42A-061115 MSD

COMPOUND	SPIKE ADDED (ug/L)	MSD CONCENTRATION (ug/L)	MSD % REC	% RPD	QC LIMITS RPD	QC LIMITS REC	#
Dichlorodifluoromethane	10.0	7.79	78	3	30	17-128	
Ethylbenzene	10.0	9.66	97	3	30	75-120	
1,2-Dibromoethane	10.0	9.49	95	2	30	74-120	
Naphthalene	10.0	7.84	78	10	30	15-158	
m-Xylene & p-Xylene	10.0	9.03	90	3	30	75-120	
n-Butylbenzene	10.0	8.40	84	0	30	56-127	
Isopropylbenzene	10.0	8.49	85	3	30	68-120	
n-Propylbenzene	10.0	9.06	91	2	30	64-124	
2-Butanone	20.0	17.0	85	1	30	54-129	
4-Methyl-2-pentanone	20.0	19.5	98	2	30	56-131	
sec-Butylbenzene	10.0	8.80	88	1	30	60-120	
Methyl tert-butyl ether	10.0	8.26	83	3	30	46-144	
Methylene Chloride	10.0	8.04	80	4	30	63-128	
o-Xylene	10.0	8.67	87	3	30	76-120	
Styrene	10.0	8.27	83	3	30	71-120	
tert-Butylbenzene	10.0	8.63	86	3	30	61-120	
Tetrachloroethene	10.0	10.1	101	4	30	70-120	
Toluene	10.0	10.1	101	2	30	78-120	
trans-1,2-Dichloroethene	10.0	9.04	90	1	30	80-120	
trans-1,3-Dichloropropene	10.0	9.12	91	1	30	46-120	
Trichloroethene	10.0	9.92	91	0	30	66-120	
Trichlorofluoromethane	10.0	10.5	105	1	30	46-157	
Vinyl acetate	10.0	9.74	97	0	30	43-157	
Vinyl chloride	10.0	8.65	83	1	30	49-130	
tert-Butyl alcohol	100	82.9	83	1	30	70-130	
Xylenes, Total	20.0	17.7	89	3	30	76-120	
Dibromochloromethane	10.0	9.28	93	7	30	56-120	

Column to be used to flag recovery and RPD values

FORM III 8260C

FORM IV
GC/MS VOA METHOD BLANK SUMMARY

Lab Name: TestAmerica Canton Job No.: 240-51914-1

SDG No.:

Lab File ID: UXR4359.D Lab Sample ID: MB 240-185886/6

Matrix: Water Heated Purge:(Y/N) N

Instrument ID: A3UX17 Date Analyzed: 06/19/2015 10:54

GC Column: DB-624 ID: 0.18(mm)

THIS METHOD BLANK APPLIES TO THE FOLLOWING SAMPLES:

CLIENT SAMPLE ID	LAB SAMPLE ID	LAB FILE ID	DATE ANALYZED
	LCS 240-185886/4	UXR4357.D	06/19/2015 10:09
TB-061115	240-51914-41	UXR4362.D	06/19/2015 12:03
	240-52169-E-1 MS	UXR4369.D	06/19/2015 14:43
	240-52169-E-1 MSD	UXR4370.D	06/19/2015 15:05

FORM I
GC/MS VOA ORGANICS ANALYSIS DATA SHEET

Lab Name: TestAmerica Canton | Job No.: 240-51914-1

SDG No.:

Client Sample ID: | Lab Sample ID: MB 240-185886/6

Matrix: Water | Lab File ID: UXR4359.D

Analysis Method: 8260C | Date Collected:

Sample wt/vol: 5(mL) | Date Analyzed: 06/19/2015 10:54

Soil Aliquot Vol: | Dilution Factor: 1

Soil Extract Vol.: | GC Column: DB-624 ID: 0.18(mm)

% Moisture: | Level: (low/med) Low

Analysis Batch No.: 185886 | Units: ug/L

CAS NO.	COMPOUND NAME	RESULT	Q	RL	MDL
630-20-6	1,1,1,2-Tetrachloroethane	1.0	U	1.0	0.28
71-55-6	1,1,1-Trichloroethane	1.0	U	1.0	0.44
79-34-5	1,1,2,2-Tetrachloroethane	1.0	U	1.0	0.22
76-13-1	1,1,2-Trichloro-1,2,2-trichfluoroethane	1.0	U	1.0	0.45
75-34-3	1,1-Dichloroethane	1.0	U	1.0	0.30
75-35-4	1,1-Dichloroethene	1.0	U	1.0	0.45
563-58-6	1,1-Dichloropropene	1.0	U	1.0	0.42
87-61-6	1,2,3-Trichlorobenzene	1.0	U	1.0	0.37
96-18-4	1,2,3-Trichloropropane	1.0	U	1.0	0.44
526-73-8	1,2,3-Trimethylbenzene	5.0	U	5.0	0.47
120-82-1	1,2,4-Trichlorobenzene	1.0	U	1.0	0.32
95-63-6	1,2,4-Trimethylbenzene	1.0	U	1.0	0.41
96-12-8	1,2-Dibromo-3-Chloropropane	5.0	U	5.0	0.82
95-50-1	1,2-Dichlorobenzene	1.0	U	1.0	0.25
107-06-2	1,2-Dichloroethane	1.0	U	1.0	0.23
78-87-5	1,2-Dichloropropane	1.0	U	1.0	0.25
541-73-1	1,3-Dichlorobenzene	1.0	U	1.0	0.19
142-28-9	1,3-Dichloropropane	1.0	U	1.0	0.19
106-46-7	1,4-Dichlorobenzene	1.0	U	1.0	0.27
594-20-7	2,2-Dichloropropane	1.0	U	1.0	0.26
110-75-8	2-Chloroethyl vinyl ether	10	U	10	0.59
95-49-8	2-Chlorotoluene	1.0	U	1.0	0.40
591-78-6	2-Hexanone	5.0	U	5.0	0.48
108-86-1	Bromobenzene	1.0	U	1.0	0.35
74-97-5	Bromochloromethane	1.0	U	1.0	0.50
106-43-4	4-Chlorotoluene	1.0	U	1.0	0.29
99-87-6	p-Isopropyltoluene	1.0	U	1.0	0.43
67-64-1	Acetone	1.44	J	5.0	0.94
71-43-2	Benzene	1.0	U	1.0	0.35
75-25-2	Bromoform	1.0	U	1.0	0.56
74-83-9	Bromomethane	1.0	U	1.0	0.44
75-15-0	Carbon disulfide	1.0	U	1.0	0.38
56-23-5	Carbon tetrachloride	1.0	U	1.0	0.43
108-90-7	Chlorobenzene	1.0	U	1.0	0.25
75-00-3	Chloroethane	1.0	U	1.0	0.32

FORM I
GC/MS VOA ORGANICS ANALYSIS DATA SHEET

Lab Name: TestAmerica Canton | Job No.: 240-51914-1
SDG No.:
Client Sample ID: | Lab Sample ID: MB 240-185886/6
Matrix: Water | Lab File ID: UXR4359.D
Analysis Method: 8260C | Date Collected:
Sample wt/vol: 5(mL) | Date Analyzed: 06/19/2015 10:54
Soil Aliquot Vol: | Dilution Factor: 1
Soil Extract Vol.: | GC Column: DB-624 ID: 0.18(mm)
% Moisture: | Level: (low/med) Low
Analysis Batch No.: 185886 | Units: ug/L

CAS NO.	COMPOUND NAME	RESULT	Q	RL	MDL
67-66-3	Chloroform	1.0	U	1.0	0.25
74-87-3	Chloromethane	1.0	U	1.0	0.44
156-59-2	cis-1,2-Dichloroethene	1.0	U	1.0	0.26
10061-01-5	cis-1,3-Dichloropropene	1.0	U	1.0	0.46
87-68-3	Hexachlorobutadiene	1.0	U	1.0	0.35
74-95-3	Dibromomethane	1.0	U	1.0	0.42
75-27-4	Bromodichloromethane	1.0	U	1.0	0.29
75-71-8	Dichlorodifluoromethane	1.0	U	1.0	0.32
100-41-4	Ethylbenzene	1.0	U	1.0	0.25
106-93-4	1,2-Dibromoethane	1.0	U	1.0	0.32
108-20-3	Diisopropyl ether	5.0	U	5.0	0.50
91-20-3	Naphthalene	1.0	U	1.0	0.45
179601-23-1	m-Xylene & p-Xylene	2.0	U	2.0	0.24
104-51-8	n-Butylbenzene	1.0	U	1.0	0.31
98-82-8	Isopropylbenzene	1.0	U	1.0	0.35
103-65-1	n-Propylbenzene	1.0	U	1.0	0.40
78-93-3	2-Butanone	5.0	U	5.0	0.53
108-10-1	4-Methyl-2-pentanone	5.0	U	5.0	0.99
135-98-8	sec-Butylbenzene	1.0	U	1.0	0.48
1634-04-4	Methyl tert-butyl ether	1.0	U	1.0	0.20
994-05-8	Tert-amyl-methyl ether (TAME)	5.0	U	5.0	0.30
75-09-2	Methylene Chloride	1.0	U	1.0	0.33
95-47-6	o-Xylene	1.0	U	1.0	0.25
100-42-5	Styrene	1.0	U	1.0	0.45
637-92-3	Ethyl-t-butyl ether (ETBE)	5.0	U	5.0	0.23
98-06-6	tert-Butylbenzene	1.0	U	1.0	0.41
127-18-4	Tetrachloroethene	1.0	U	1.0	0.31
108-88-3	Toluene	1.0	U	1.0	0.23
156-60-5	trans-1,2-Dichloroethene	1.0	U	1.0	0.30
10061-02-6	trans-1,3-Dichloropropene	1.0	U	1.0	0.56
79-01-6	Trichloroethene	1.0	U	1.0	0.22
75-69-4	Trichlorofluoromethane	1.0	U	1.0	0.49
108-05-4	Vinyl acetate	2.0	U	2.0	0.41
75-01-4	Vinyl chloride	0.50	U	0.50	0.29
75-65-0	tert-Butyl alcohol	20	U	20	4.9
1330-20-7	Xylenes, Total	2.0	U	2.0	0.52

FORM I
GC/MS VOA ORGANICS ANALYSIS DATA SHEET

Lab Name: TestAmerica Canton
Job No.: 240-51914-1
SDG No.:
Client Sample ID:
Lab Sample ID: MB 240-185886/6
Matrix: Water
Lab File ID: UXR4359.D
Analysis Method: 8260C
Date Collected:
Sample wt/vol: 5(mL)
Date Analyzed: 06/19/2015 10:54
Soil Aliquot Vol:
Dilution Factor: 1
Soil Extract Vol.:
GC Column: DB-624 ID: 0.18(mm)
% Moisture:
Level: (low/med) Low
Analysis Batch No.: 185886
Units: ug/L

CAS NO.	COMPOUND NAME	RESULT	Q	RL	MDL
124-48-1	Dibromochloromethane	1.0	U	1.0	0.43

CAS NO.	SURROGATE	%REC	Q	LIMITS
17060-07-0	1,2-Dichloroethane-d4 (Surr)	101		63-129
460-00-4	4-Bromofluorobenzene (Surr)	79		66-120
2037-26-5	Toluene-d8 (Surr)	85		74-120
1868-53-7	Dibromofluoromethane (Surr)	102		75-121

FORM I
GC/MS VOA ORGANICS ANALYSIS DATA SHEET
TENTATIVELY IDENTIFIED COMPOUNDS

Lab Name: TestAmerica Canton Job No.: 240-51914-1

SDG No.:

Client Sample ID: Lab Sample ID: MB 240-185886/6

Matrix: Water Lab File ID: UXR4359.D

Analysis Method: 8260C Date Collected:

Sample wt/vol: 5(mL) Date Analyzed: 06/19/2015 10:54

Soil Aliquot Vol: Dilution Factor: 1

Soil Extract Vol.: GC Column: DB-624 ID: 0.18(mm)

% Moisture: Level: (low/med) Low

Analysis Batch No.: 185886 Units: ug/L

Number TICs Found: 0 TIC Result Total: 0

CAS NO.	COMPOUND NAME	RT	RESULT	Q
	Tentatively Identified Compound		None	

FORM I-TIC 8260C

FORM I
GC/MS VOA ORGANICS ANALYSIS DATA SHEET
TARGETED TENATIVELY IDENTIFIED COMPOUNDS

Lab Name: TestAmerica Canton Job No.: 240-51914-1

SDG No.:

Client Sample ID: Lab Sample ID: MB 240-185886/6

Matrix: Water Lab File ID: UXR4359.D

Analysis Method: 8260C Date Collected:

Sample wt/vol: 5(mL) Date Analyzed: 06/19/2015 10:54

Soil Aliquot Vol: Dilution Factor: 1

Soil Extract Vol.: GC Column: DB-624 ID: 0.18(mm)

% Moisture: Level: (low/med) Low

Analysis Batch No.: 185886 Units: ug/L

CAS NO.	COMPOUND NAME	RT	RESULT	Q
75-45-6	Chlorodifluoromethane TIC		1.0	U

FORM I-TIC 8260C

FORM III
GC/MS VOA LAB CONTROL SAMPLE RECOVERY

Lab Name: TestAmerica Canton Job No.: 240-51914-1

SDG No.:

Matrix: Water Level: Low Lab File ID: UXR4357.D

Lab ID: LCS 240-185886/4 Client ID:

COMPOUND	SPIKE ADDED (ug/L)	LCS CONCENTRATION (ug/L)	LCS % REC	QC LIMITS REC	#
1,1,1,2-Tetrachloroethane	10.0	9.98	100	72-120	
1,1,1-Trichloroethane	10.0	10.1	101	74-120	
1,1,2,2-Tetrachloroethane	10.0	9.35	94	68-120	
1,1,2-Trichloro-1,2,2-trichfluoroethane	10.0	9.40	94	74-151	
1,1-Dichloroethane	10.0	9.57	96	80-120	
1,1-Dichloroethene	10.0	9.25	93	78-131	
1,1-Dichloropropene	10.0	10.5	105	80-120	
1,2,3-Trichlorobenzene	10.0	7.73	77	54-126	
1,2,3-Trichloropropane	10.0	9.56	96	73-129	
1,2,4-Trichlorobenzene	10.0	7.83	78	48-135	
1,2,4-Trimethylbenzene	10.0	10.1	101	76-120	
1,2-Dibromo-3-Chloropropane	10.0	9.61	96	42-136	
1,2-Dichlorobenzene	10.0	9.42	94	80-120	
1,2-Dichloroethane	10.0	9.74	97	71-127	
1,2-Dichloropropane	10.0	9.58	96	80-120	
1,3-Dichlorobenzene	10.0	9.40	94	80-120	
1,3-Dichloropropane	10.0	9.39	94	79-120	
1,4-Dichlorobenzene	10.0	9.18	92	80-120	
2,2-Dichloropropane	10.0	9.01	90	50-129	
2-Chloroethyl vinyl ether	10.0	9.27 J	93	52-131	
2-Chlorotoluene	10.0	9.81	98	76-120	
2-Hexanone	20.0	20.0	100	55-133	
Bromobenzene	10.0	9.79	98	76-120	
Bromochloromethane	10.0	9.49	95	77-120	
4-Chlorotoluene	10.0	9.92	99	77-120	
p-Isopropyltoluene	10.0	9.84	98	74-120	
Acetone	20.0	24.1	121	43-136	
Benzene	10.0	9.42	94	80-120	
Bromoform	10.0	10.2	102	40-131	
Bromomethane	10.0	10.2	102	11-185	
Carbon disulfide	10.0	9.47	95	62-142	
Carbon tetrachloride	10.0	10.6	106	66-128	
Chlorobenzene	10.0	9.41	94	80-120	
Chloroethane	10.0	10.6	106	25-153	
Chloroform	10.0	9.68	97	79-120	
Chloromethane	10.0	9.17	92	44-126	
cis-1,2-Dichloroethene	10.0	9.52	95	80-120	
cis-1,3-Dichloropropene	10.0	10.2	102	61-120	
Hexachlorobutadiene	10.0	7.44	74	36-134	
Dibromomethane	10.0	9.88	99	80-120	
Bromodichloromethane	10.0	10.2	102	72-121	

Column to be used to flag recovery and RPD values

FORM III 8260C

FORM III
GC/MS VOA LAB CONTROL SAMPLE RECOVERY

Lab Name: TestAmerica Canton Job No.: 240-51914-1

SDG No.:

Matrix: Water Level: Low Lab File ID: UXR4357.D

Lab ID: LCS 240-185886/4 Client ID:

COMPOUND	SPIKE ADDED (ug/L)	LCS CONCENTRATION (ug/L)	LCS % REC	QC LIMITS REC	#
Dichlorodifluoromethane	10.0	8.85	89	19-129	
Ethylbenzene	10.0	9.79	98	80-120	
1,2-Dibromoethane	10.0	9.76	98	79-120	
Naphthalene	10.0	7.06	71	32-141	
m-Xylene & p-Xylene	10.0	10.4	104	80-120	
n-Butylbenzene	10.0	9.35	94	66-125	
Isopropylbenzene	10.0	10.2	102	75-120	
n-Propylbenzene	10.0	10.2	102	74-121	
2-Butanone	20.0	19.8	99	60-126	
4-Methyl-2-pentanone	20.0	19.6	98	63-128	
sec-Butylbenzene	10.0	9.89	99	70-120	
Methyl tert-butyl ether	10.0	9.63	96	52-144	
Methylene Chloride	10.0	9.77	98	66-131	
o-Xylene	10.0	10.1	101	80-120	
Styrene	10.0	10.1	101	79-120	
tert-Butylbenzene	10.0	9.79	98	71-120	
Tetrachloroethene	10.0	9.70	97	79-120	
Toluene	10.0	9.90	99	80-120	
trans-1,2-Dichloroethene	10.0	9.67	97	80-120	
trans-1,3-Dichloropropene	10.0	11.1	111	58-120	
Trichloroethene	10.0	9.69	97	76-120	
Trichlorofluoromethane	10.0	9.93	99	49-157	
Vinyl acetate	10.0	11.4	114	46-161	
Vinyl chloride	10.0	8.97	90	53-127	
tert-Butyl alcohol	100	103	103	70-130	
Xylenes, Total	20.0	20.5	103	80-120	
Dibromochloromethane	10.0	10.6	106	64-120	

Column to be used to flag recovery and RPD values

FORM III 8260C

FORM III
GC/MS VOA MATRIX SPIKE RECOVERY

Lab Name: TestAmerica Canton Job No.: 240-51914-1

SDG No.:

Matrix: Water Level: Low Lab File ID: UXR4369.D

Lab ID: 240-52169-E-1 MS Client ID:

COMPOUND	SPIKE ADDED (ug/L)	SAMPLE CONCENTRATION (ug/L)	MS CONCENTRATION (ug/L)	MS % REC	QC LIMITS REC	#
1,1,1,2-Tetrachloroethane	20.0	2.0 U	19.1	95	64-120	
1,1,1-Trichloroethane	20.0	2.0 U	19.7	98	68-121	
1,1,2,2-Tetrachloroethane	20.0	2.0 U	18.4	92	63-122	
1,1-Dichloroethane	20.0	2.0 U	19.0	95	79-120	
1,1-Dichloroethene	20.0	2.0 U	17.7	88	74-135	
1,2,3-Trichloropropane	20.0	2.0 U	19.2	96	67-132	
1,2-Dibromo-3-Chloropropane	20.0	10 U	19.8	99	32-139	
1,2-Dichlorobenzene	20.0	2.0 U	19.0	95	75-120	
1,2-Dichloroethane	20.0	2.0 U	18.6	93	68-129	
1,2-Dichloropropane	20.0	2.0 U	19.2	96	78-120	
1,4-Dichlorobenzene	20.0	2.0 U	18.2	91	75-120	
2-Hexanone	40.0	10 U	41.3	103	47-139	
Bromochloromethane	20.0	2.0 U	19.2	96	73-121	
Benzene	20.0	2.8	21.5	94	72-121	
Bromoform	20.0	2.0 U	17.7	88	32-128	
Bromomethane	20.0	2.0 U	21.7	108	10-186	
Carbon disulfide	20.0	2.0 U	17.8	89	57-147	
Carbon tetrachloride	20.0	2.0 U	19.6	98	59-129	
Chlorobenzene	20.0	2.0 U	17.8	89	80-120	
Chloroethane	20.0	2.0 U	22.2	111	21-165	
Chloroform	20.0	2.0 U	18.2	91	76-120	
Chloromethane	20.0	2.0 U	18.3	91	33-132	
cis-1,2-Dichloroethene	20.0	2.0 U	19.4	97	70-120	
cis-1,3-Dichloropropene	20.0	2.0 U	18.7	94	51-120	
Dibromomethane	20.0	2.0 U	19.2	96	77-121	
Bromodichloromethane	20.0	2.0 U	18.4	92	67-120	
Ethylbenzene	20.0	2.0 U	19.5	97	75-120	
1,2-Dibromoethane	20.0	2.0 U	17.9	89	74-120	
m-Xylene & p-Xylene	20.0	4.0 U	20.3	101	75-120	
2-Butanone	40.0	34	70.1	91	54-129	
4-Methyl-2-pentanone	40.0	120	153	87	56-131	
Methylene Chloride	20.0	2.0 U	19.6	98	63-128	
o-Xylene	20.0	2.0 U	20.0	100	76-120	
Styrene	20.0	2.0 U	19.5	98	71-120	
Tetrachloroethene	20.0	2.0 U	18.7	93	70-120	
Toluene	20.0	2.0 U	19.1	96	78-120	
trans-1,2-Dichloroethene	20.0	2.0 U	19.2	96	80-120	
trans-1,3-Dichloropropene	20.0	2.0 U	20.2	101	46-120	
Trichloroethene	20.0	2.0 U	18.8	94	66-120	
Trichlorofluoromethane	20.0	2.0 U	18.5	93	46-157	
Vinyl acetate	20.0	4.0 U	24.8	124	43-157	
Vinyl chloride	20.0	1.0 U	18.3	91	49-130	

Column to be used to flag recovery and RPD values

FORM III 8260C

FORM III
GC/MS VOA MATRIX SPIKE RECOVERY

Lab Name: TestAmerica Canton Job No.: 240-51914-1

SDG No.:

Matrix: Water Level: Low Lab File ID: UXR4369.D

Lab ID: 240-52169-E-1 MS Client ID:

COMPOUND	SPIKE ADDED (ug/L)	SAMPLE CONCENTRATION (ug/L)	MS CONCENTRATION (ug/L)	MS % REC	QC LIMITS REC	#
Xylenes, Total	40.0	4.0 U	40.3	101	76-120	
Dibromochloromethane	20.0	2.0 U	17.7	89	56-120	

Column to be used to flag recovery and RPD values

FORM III 8260C

FORM III
GC/MS VOA MATRIX SPIKE DUPLICATE RECOVERY

Lab Name: TestAmerica Canton Job No.: 240-51914-1

SDG No.:

Matrix: Water Level: Low Lab File ID: UXR4370.D

Lab ID: 240-52169-E-1 MSD Client ID:

COMPOUND	SPIKE ADDED (ug/L)	MSD CONCENTRATION (ug/L)	MSD % REC	% RPD	QC LIMITS RPD	QC LIMITS REC	#
1,1,1,2-Tetrachloroethane	20.0	19.3	96	1	30	64-120	
1,1,1-Trichloroethane	20.0	19.2	96	2	30	68-121	
1,1,2,2-Tetrachloroethane	20.0	19.0	95	3	30	63-122	
1,1-Dichloroethane	20.0	19.1	95	0	30	79-120	
1,1-Dichloroethene	20.0	16.5	82	7	30	74-135	
1,2,3-Trichloropropane	20.0	18.9	94	2	30	67-132	
1,2-Dibromo-3-Chloropropane	20.0	20.6	103	4	30	32-139	
1,2-Dichlorobenzene	20.0	19.2	96	1	30	75-120	
1,2-Dichloroethane	20.0	18.6	93	0	30	68-129	
1,2-Dichloropropane	20.0	19.2	96	0	30	78-120	
1,4-Dichlorobenzene	20.0	18.1	91	0	30	75-120	
2-Hexanone	40.0	42.1	105	2	30	47-139	
Bromochloromethane	20.0	18.8	94	2	30	73-121	
Benzene	20.0	21.6	94	0	30	72-121	
Bromoform	20.0	17.9	89	1	30	32-128	
Bromomethane	20.0	21.7	109	0	30	10-186	
Carbon disulfide	20.0	17.6	88	1	30	57-147	
Carbon tetrachloride	20.0	19.1	96	2	30	59-129	
Chlorobenzene	20.0	19.0	95	6	30	80-120	
Chloroethane	20.0	21.6	108	2	30	21-165	
Chloroform	20.0	18.8	94	3	30	76-120	
Chloromethane	20.0	17.9	90	2	30	33-132	
cis-1,2-Dichloroethene	20.0	19.1	96	1	30	70-120	
cis-1,3-Dichloropropene	20.0	19.2	96	3	30	51-120	
Dibromomethane	20.0	19.4	97	1	30	77-121	
Bromodichloromethane	20.0	18.7	93	2	30	67-120	
Ethylbenzene	20.0	20.1	100	3	30	75-120	
1,2-Dibromoethane	20.0	19.1	96	7	30	74-120	
m-Xylene & p-Xylene	20.0	21.1	105	4	30	75-120	
2-Butanone	40.0	69.9	90	0	30	54-129	
4-Methyl-2-pentanone	40.0	154	88	0	30	56-131	
Methylene Chloride	20.0	19.5	97	1	30	63-128	
o-Xylene	20.0	20.8	104	4	30	76-120	
Styrene	20.0	20.2	101	4	30	71-120	
Tetrachloroethene	20.0	19.2	96	3	30	70-120	
Toluene	20.0	20.0	100	4	30	78-120	
trans-1,2-Dichloroethene	20.0	18.8	94	2	30	80-120	
trans-1,3-Dichloropropene	20.0	21.3	107	5	30	46-120	
Trichloroethene	20.0	19.2	96	2	30	66-120	
Trichlorofluoromethane	20.0	18.6	93	1	30	46-157	
Vinyl acetate	20.0	25.3	127	2	30	43-157	
Vinyl chloride	20.0	18.3	91	0	30	49-130	

Column to be used to flag recovery and RPD values

FORM III 8260C

FORM III
GC/MS VOA MATRIX SPIKE DUPLICATE RECOVERY

Lab Name: TestAmerica Canton Job No.: 240-51914-1

SDG No.:

Matrix: Water Level: Low Lab File ID: UXR4370.D

Lab ID: 240-52169-E-1 MSD Client ID:

COMPOUND	SPIKE ADDED (ug/L)	MSD CONCENTRATION (ug/L)	MSD % REC	% RPD	QC LIMITS RPD	QC LIMITS REC	#
Xylenes, Total	40.0	41.9	105	4	30	76-120	
Dibromochloromethane	20.0	18.8	94	6	30	56-120	

Column to be used to flag recovery and RPD values

FORM III 8260C

FORM IV
GC/MS VOA METHOD BLANK SUMMARY

Lab Name: TestAmerica Canton Job No.: 240-51914-1

SDG No.:

Lab File ID: UXR4505.D Lab Sample ID: MB 240-186575/6

Matrix: Water Heated Purge:(Y/N) N

Instrument ID: A3UX17 Date Analyzed: 06/24/2015 13:24

GC Column: DB-624 ID: 0.18(mm)

THIS METHOD BLANK APPLIES TO THE FOLLOWING SAMPLES:

CLIENT SAMPLE ID	LAB SAMPLE ID	LAB FILE ID	DATE ANALYZED
	LCS 240-186575/4	UXR4503.D	06/24/2015 12:39
MSA-SW41D-061115	240-51914-20	UXR4506.D	06/24/2015 13:47

FORM I
GC/MS VOA ORGANICS ANALYSIS DATA SHEET

Lab Name: TestAmerica Canton | Job No.: 240-51914-1
SDG No.:
Client Sample ID: | Lab Sample ID: MB 240-186575/6
Matrix: Water | Lab File ID: UXR4505.D
Analysis Method: 8260C | Date Collected:
Sample wt/vol: 5(mL) | Date Analyzed: 06/24/2015 13:24
Soil Aliquot Vol: | Dilution Factor: 1
Soil Extract Vol.: | GC Column: DB-624 ID: 0.18(mm)
% Moisture: | Level: (low/med) Low
Analysis Batch No.: 186575 | Units: ug/L

CAS NO.	COMPOUND NAME	RESULT	Q	RL	MDL
630-20-6	1,1,1,2-Tetrachloroethane	1.0	U	1.0	0.28
71-55-6	1,1,1-Trichloroethane	1.0	U	1.0	0.44
79-34-5	1,1,2,2-Tetrachloroethane	1.0	U	1.0	0.22
76-13-1	1,1,2-Trichloro-1,2,2-trichfluoroethane	1.0	U	1.0	0.45
75-34-3	1,1-Dichloroethane	1.0	U	1.0	0.30
75-35-4	1,1-Dichloroethene	1.0	U	1.0	0.45
563-58-6	1,1-Dichloropropene	1.0	U	1.0	0.42
87-61-6	1,2,3-Trichlorobenzene	1.0	U	1.0	0.37
96-18-4	1,2,3-Trichloropropane	1.0	U	1.0	0.44
526-73-8	1,2,3-Trimethylbenzene	5.0	U	5.0	0.47
120-82-1	1,2,4-Trichlorobenzene	1.0	U	1.0	0.32
95-63-6	1,2,4-Trimethylbenzene	1.0	U	1.0	0.41
96-12-8	1,2-Dibromo-3-Chloropropane	5.0	U	5.0	0.82
95-50-1	1,2-Dichlorobenzene	1.0	U	1.0	0.25
107-06-2	1,2-Dichloroethane	1.0	U	1.0	0.23
78-87-5	1,2-Dichloropropane	1.0	U	1.0	0.25
541-73-1	1,3-Dichlorobenzene	1.0	U	1.0	0.19
142-28-9	1,3-Dichloropropane	1.0	U	1.0	0.19
106-46-7	1,4-Dichlorobenzene	1.0	U	1.0	0.27
594-20-7	2,2-Dichloropropane	1.0	U	1.0	0.26
110-75-8	2-Chloroethyl vinyl ether	10	U	10	0.59
95-49-8	2-Chlorotoluene	1.0	U	1.0	0.40
591-78-6	2-Hexanone	5.0	U	5.0	0.48
108-86-1	Bromobenzene	1.0	U	1.0	0.35
74-97-5	Bromochloromethane	1.0	U	1.0	0.50
106-43-4	4-Chlorotoluene	1.0	U	1.0	0.29
99-87-6	p-Isopropyltoluene	1.0	U	1.0	0.43
67-64-1	Acetone	5.0	U	5.0	0.94
71-43-2	Benzene	1.0	U	1.0	0.35
75-25-2	Bromoform	1.0	U	1.0	0.56
74-83-9	Bromomethane	1.0	U	1.0	0.44
75-15-0	Carbon disulfide	1.0	U	1.0	0.38
56-23-5	Carbon tetrachloride	1.0	U	1.0	0.43
108-90-7	Chlorobenzene	1.0	U	1.0	0.25
75-00-3	Chloroethane	1.0	U	1.0	0.32

FORM I
GC/MS VOA ORGANICS ANALYSIS DATA SHEET

Lab Name: TestAmerica Canton | Job No.: 240-51914-1
SDG No.:
Client Sample ID: | Lab Sample ID: MB 240-186575/6
Matrix: Water | Lab File ID: UXR4505.D
Analysis Method: 8260C | Date Collected:
Sample wt/vol: 5(mL) | Date Analyzed: 06/24/2015 13:24
Soil Aliquot Vol: | Dilution Factor: 1
Soil Extract Vol.: | GC Column: DB-624 ID: 0.18(mm)
% Moisture: | Level: (low/med) Low
Analysis Batch No.: 186575 | Units: ug/L

CAS NO.	COMPOUND NAME	RESULT	Q	RL	MDL
67-66-3	Chloroform	1.0	U	1.0	0.25
74-87-3	Chloromethane	1.0	U	1.0	0.44
156-59-2	cis-1,2-Dichloroethene	1.0	U	1.0	0.26
10061-01-5	cis-1,3-Dichloropropene	1.0	U	1.0	0.46
87-68-3	Hexachlorobutadiene	1.0	U	1.0	0.35
74-95-3	Dibromomethane	1.0	U	1.0	0.42
75-27-4	Bromodichloromethane	1.0	U	1.0	0.29
75-71-8	Dichlorodifluoromethane	1.0	U	1.0	0.32
100-41-4	Ethylbenzene	1.0	U	1.0	0.25
106-93-4	1,2-Dibromoethane	1.0	U	1.0	0.32
108-20-3	Diisopropyl ether	5.0	U	5.0	0.50
91-20-3	Naphthalene	1.0	U	1.0	0.45
179601-23-1	m-Xylene & p-Xylene	2.0	U	2.0	0.24
104-51-8	n-Butylbenzene	1.0	U	1.0	0.31
98-82-8	Isopropylbenzene	1.0	U	1.0	0.35
103-65-1	n-Propylbenzene	1.0	U	1.0	0.40
78-93-3	2-Butanone	5.0	U	5.0	0.53
108-10-1	4-Methyl-2-pentanone	5.0	U	5.0	0.99
135-98-8	sec-Butylbenzene	1.0	U	1.0	0.48
1634-04-4	Methyl tert-butyl ether	1.0	U	1.0	0.20
994-05-8	Tert-amyl-methyl ether (TAME)	5.0	U	5.0	0.30
75-09-2	Methylene Chloride	1.0	U	1.0	0.33
95-47-6	o-Xylene	1.0	U	1.0	0.25
100-42-5	Styrene	1.0	U	1.0	0.45
637-92-3	Ethyl-t-butyl ether (ETBE)	5.0	U	5.0	0.23
98-06-6	tert-Butylbenzene	1.0	U	1.0	0.41
127-18-4	Tetrachloroethene	1.0	U	1.0	0.31
108-88-3	Toluene	1.0	U	1.0	0.23
156-60-5	trans-1,2-Dichloroethene	1.0	U	1.0	0.30
10061-02-6	trans-1,3-Dichloropropene	1.0	U	1.0	0.56
79-01-6	Trichloroethene	1.0	U	1.0	0.22
75-69-4	Trichlorofluoromethane	1.0	U	1.0	0.49
108-05-4	Vinyl acetate	2.0	U	2.0	0.41
75-01-4	Vinyl chloride	0.50	U	0.50	0.29
75-65-0	tert-Butyl alcohol	20	U	20	4.9
1330-20-7	Xylenes, Total	2.0	U	2.0	0.52

FORM I
GC/MS VOA ORGANICS ANALYSIS DATA SHEET

Lab Name: TestAmerica Canton | Job No.: 240-51914-1

SDG No.:

Client Sample ID: | Lab Sample ID: MB 240-186575/6

Matrix: Water | Lab File ID: UXR4505.D

Analysis Method: 8260C | Date Collected:

Sample wt/vol: 5(mL) | Date Analyzed: 06/24/2015 13:24

Soil Aliquot Vol: | Dilution Factor: 1

Soil Extract Vol.: | GC Column: DB-624 ID: 0.18(mm)

% Moisture: | Level: (low/med) Low

Analysis Batch No.: 186575 | Units: ug/L

CAS NO.	COMPOUND NAME	RESULT	Q	RL	MDL
124-48-1	Dibromochloromethane	1.0	U	1.0	0.43

CAS NO.	SURROGATE	%REC	Q	LIMITS
17060-07-0	1,2-Dichloroethane-d4 (Surr)	96		63-129
460-00-4	4-Bromofluorobenzene (Surr)	78		66-120
2037-26-5	Toluene-d8 (Surr)	84		74-120
1868-53-7	Dibromofluoromethane (Surr)	97		75-121

FORM I
GC/MS VOA ORGANICS ANALYSIS DATA SHEET
TENTATIVELY IDENTIFIED COMPOUNDS

Lab Name: TestAmerica Canton Job No.: 240-51914-1

SDG No.:

Client Sample ID: Lab Sample ID: MB 240-186575/6

Matrix: Water Lab File ID: UXR4505.D

Analysis Method: 8260C Date Collected:

Sample wt/vol: 5(mL) Date Analyzed: 06/24/2015 13:24

Soil Aliquot Vol: Dilution Factor: 1

Soil Extract Vol.: GC Column: DB-624 ID: 0.18(mm)

% Moisture: Level: (low/med) Low

Analysis Batch No.: 186575 Units: ug/L

Number TICs Found: 0 TIC Result Total: 0

CAS NO.	COMPOUND NAME	RT	RESULT	Q
	Tentatively Identified Compound		None	

FORM I-TIC 8260C

FORM I
GC/MS VOA ORGANICS ANALYSIS DATA SHEET
TARGETED TENATIVELY IDENTIFIED COMPOUNDS

Lab Name: TestAmerica Canton Job No.: 240-51914-1

SDG No.:

Client Sample ID: Lab Sample ID: MB 240-186575/6

Matrix: Water Lab File ID: UXR4505.D

Analysis Method: 8260C Date Collected:

Sample wt/vol: 5(mL) Date Analyzed: 06/24/2015 13:24

Soil Aliquot Vol: Dilution Factor: 1

Soil Extract Vol.: GC Column: DB-624 ID: 0.18(mm)

% Moisture: Level: (low/med) Low

Analysis Batch No.: 186575 Units: ug/L

CAS NO.	COMPOUND NAME	RT	RESULT	Q
75-45-6	Chlorodifluoromethane TIC		1.0	U

FORM I-TIC 8260C

FORM III
GC/MS VOA LAB CONTROL SAMPLE RECOVERY

Lab Name: TestAmerica Canton Job No.: 240-51914-1

SDG No.:

Matrix: Water Level: Low Lab File ID: UXR4503.D

Lab ID: LCS 240-186575/4 Client ID:

COMPOUND	SPIKE ADDED (ug/L)	LCS CONCENTRATION (ug/L)	LCS % REC	QC LIMITS REC	#
1,1,1,2-Tetrachloroethane	10.0	9.29	93	72-120	
1,1,1-Trichloroethane	10.0	9.57	96	74-120	
1,1,2,2-Tetrachloroethane	10.0	8.33	83	68-120	
1,1,2-Trichloro-1,2,2-trichfluoroethane	10.0	8.91	89	74-151	
1,1-Dichloroethane	10.0	8.94	89	80-120	
1,1-Dichloroethene	10.0	8.69	87	78-131	
1,1-Dichloropropene	10.0	10.2	102	80-120	
1,2,3-Trichlorobenzene	10.0	7.70	77	54-126	
1,2,3-Trichloropropane	10.0	8.85	89	73-129	
1,2,4-Trichlorobenzene	10.0	7.44	74	48-135	
1,2,4-Trimethylbenzene	10.0	9.99	100	76-120	
1,2-Dibromo-3-Chloropropane	10.0	8.58	86	42-136	
1,2-Dichlorobenzene	10.0	8.99	90	80-120	
1,2-Dichloroethane	10.0	9.20	92	71-127	
1,2-Dichloropropane	10.0	9.33	93	80-120	
1,3-Dichlorobenzene	10.0	9.13	91	80-120	
1,3-Dichloropropane	10.0	9.09	91	79-120	
1,4-Dichlorobenzene	10.0	8.70	87	80-120	
2,2-Dichloropropane	10.0	8.55	86	50-129	
2-Chloroethyl vinyl ether	10.0	8.82 J	88	52-131	
2-Chlorotoluene	10.0	9.27	93	76-120	
2-Hexanone	20.0	17.8	89	55-133	
Bromobenzene	10.0	9.39	94	76-120	
Bromochloromethane	10.0	9.09	91	77-120	
4-Chlorotoluene	10.0	9.51	95	77-120	
p-Isopropyltoluene	10.0	9.81	98	74-120	
Acetone	20.0	21.4	107	43-136	
Benzene	10.0	9.01	90	80-120	
Bromoform	10.0	8.70	87	40-131	
Bromomethane	10.0	10.4	104	11-185	
Carbon disulfide	10.0	8.65	87	62-142	
Carbon tetrachloride	10.0	9.59	96	66-128	
Chlorobenzene	10.0	9.09	91	80-120	
Chloroethane	10.0	10.1	101	25-153	
Chloroform	10.0	9.10	91	79-120	
Chloromethane	10.0	8.05	81	44-126	
cis-1,2-Dichloroethene	10.0	9.07	91	80-120	
cis-1,3-Dichloropropene	10.0	9.36	94	61-120	
Hexachlorobutadiene	10.0	7.63	76	36-134	
Dibromomethane	10.0	9.48	95	80-120	
Bromodichloromethane	10.0	9.26	93	72-121	

Column to be used to flag recovery and RPD values

FORM III 8260C

FORM III
GC/MS VOA LAB CONTROL SAMPLE RECOVERY

Lab Name: TestAmerica Canton Job No.: 240-51914-1

SDG No.:

Matrix: Water Level: Low Lab File ID: UXR4503.D

Lab ID: LCS 240-186575/4 Client ID:

COMPOUND	SPIKE ADDED (ug/L)	LCS CONCENTRATION (ug/L)	LCS % REC	QC LIMITS REC	#
Dichlorodifluoromethane	10.0	7.28	73	19-129	
Ethylbenzene	10.0	9.60	96	80-120	
1,2-Dibromoethane	10.0	9.02	90	79-120	
Naphthalene	10.0	6.73	67	32-141	
m-Xylene & p-Xylene	10.0	9.85	99	80-120	
n-Butylbenzene	10.0	9.14	91	66-125	
Isopropylbenzene	10.0	9.99	100	75-120	
n-Propylbenzene	10.0	9.77	98	74-121	
2-Butanone	20.0	17.7	88	60-126	
4-Methyl-2-pentanone	20.0	18.0	90	63-128	
sec-Butylbenzene	10.0	9.67	97	70-120	
Methyl tert-butyl ether	10.0	9.09	91	52-144	
Methylene Chloride	10.0	9.65	97	66-131	
o-Xylene	10.0	9.56	96	80-120	
Styrene	10.0	9.41	94	79-120	
tert-Butylbenzene	10.0	9.64	96	71-120	
Tetrachloroethene	10.0	9.18	92	79-120	
Toluene	10.0	9.49	95	80-120	
trans-1,2-Dichloroethene	10.0	9.35	94	80-120	
trans-1,3-Dichloropropene	10.0	9.92	99	58-120	
Trichloroethene	10.0	9.00	90	76-120	
Trichlorofluoromethane	10.0	8.82	88	49-157	
Vinyl acetate	10.0	11.1	111	46-161	
Vinyl chloride	10.0	8.00	80	53-127	
tert-Butyl alcohol	100	95.6	96	70-130	
Xylenes, Total	20.0	19.4	97	80-120	
Dibromochloromethane	10.0	9.51	95	64-120	

Column to be used to flag recovery and RPD values

FORM III 8260C

FORM V
GC/MS VOA INSTRUMENT PERFORMANCE CHECK
BROMOFLUOROBENZENE (BFB)

Lab Name: TestAmerica Canton Job No.: 240-51914-1

SDG No.:

Lab File ID: BFB7044.D BFB Injection Date: 05/18/2015

Instrument ID: A3UX10 BFB Injection Time: 22:34

Analysis Batch No.: 181330

M/E	ION ABUNDANCE CRITERIA	% RELATIVE ABUNDANCE	
50	15.0 - 40.0 % of mass 95	20.0	
75	30.0 - 60.0 % of mass 95	49.1	
95	Base Peak, 100% relative abundance	100.0	
96	5.0 - 9.0 % of mass 95	6.9	
173	Less than 2.0 % of mass 174	0.5	(0.7)1
174	50.0 - 120.00 % of mass 95	74.1	
175	5.0 - 9.0 % of mass 174	5.3	(7.2)1
176	95.0 - 101.0 % of mass 174	70.8	(95.6)1
177	5.0 - 9.0 % of mass 176	4.9	(7.0)2

1-Value is % mass 174 2-Value is % mass 176

THIS CHECK APPLIES TO THE FOLLOWING SAMPLES, MS, MSD, BLANKS AND STANDARDS:

CLIENT SAMPLE ID	LAB SAMPLE ID	LAB FILE ID	DATE ANALYZED	TIME ANALYZED
	STDA9 240-181330/2	UXX8379.D	05/18/2015	22:56
	STDA9 240-181330/3	UXX8380.D	05/18/2015	23:19
	STDA9 240-181330/4	UXX8381.D	05/18/2015	23:41
	STDA9 240-181330/5	UXX8382.D	05/19/2015	00:03
	STDA9 240-181330/6	UXX8383.D	05/19/2015	00:26
	STDA9 240-181330/7	UXX8384.D	05/19/2015	00:48
	ICV 240-181330/8	UXX8385.D	05/19/2015	01:10

FORM VI
GC/MS VOA INITIAL CALIBRATION DATA
INTERNAL STANDARD CURVE EVALUATION

Lab Name: TestAmerica Canton Job No.: 240-51914-1 Analy Batch No.: 181330

SDG No.:

Instrument ID: A3UX10 GC Column: DB-624 ID: 0.18(mm) Heated Purge: (Y/N) N

Calibration Start Date: 05/18/2015 22:56 Calibration End Date: 05/19/2015 00:48 Calibration ID: 28566

Calibration Files:

LEVEL:	LAB SAMPLE ID:	LAB FILE ID:
Level 1	STDA9 240-181330/7	UXX8384.D
Level 2	STDA9 240-181330/6	UXX8383.D
Level 3	STDA9 240-181330/5	UXX8382.D
Level 4	STDA9 240-181330/4	UXX8381.D
Level 5	STDA9 240-181330/3	UXX8380.D
Level 6	STDA9 240-181330/2	UXX8379.D

ANALYTE	RRF					CURVE TYPE	COEFFICIENT			#	MIN RRF	%RSD	#	MAX %RSD	R^2 OR COD	#	MIN R^2 OR COD
	LVL 1 LVL 6	LVL 2	LVL 3	LVL 4	LVL 5		B	M1	M2								
Acetonitrile	0.0321 0.0321	0.0305	0.0303	0.0296	0.0328	Ave		0.0312				4.1		15.0			
Diisopropyl ether	0.2055 0.2210	0.2185	0.2039	0.2131	0.2147	Ave		0.2128				3.2		15.0			
2-Chloro-1,3-butadiene	0.3722 0.4117	0.3683	0.3743	0.3839	0.4033	Ave		0.3856				4.6		15.0			
Ethyl-t-butyl ether (ETBE)	0.7046 0.7754	0.7118	0.7295	0.7273	0.7713	Ave		0.7367				4.1		15.0			
Ethyl acetate	0.0545 0.0528	0.0576	0.0521	0.0487	0.0533	Ave		0.0532				5.5		15.0			
Propionitrile	0.0279 0.0318	0.0312	0.0301	0.0306	0.0321	Ave		0.0306				5.0		15.0			
Methacrylonitrile	0.1395 0.1426	0.1492	0.1414	0.1419	0.1470	Ave		0.1436				2.6		15.0			
Tert-amyl-methyl ether (TAME)	0.5655 0.6499	0.5937	0.6110	0.6089	0.6477	Ave		0.6128				5.3		15.0			
n-Butanol	0.0068 0.0070	0.0068	0.0065	0.0067	0.0072	Ave		0.0068				3.5		15.0			
Ethyl acrylate	0.2008 0.2733	0.2351	0.2339	0.2468	0.2711	Ave		0.2435				11.1		15.0			
Methyl methacrylate	0.1893 0.2190	0.1941	0.2023	0.2006	0.2181	Ave		0.2039				6.0		15.0			
2-Nitropropane	0.0484 0.0594	0.0451	0.0472	0.0462	0.0550	Ave		0.0502				11.3		15.0			
n-Butyl acetate	0.0590 0.0595	0.0552	0.0491	0.0502	0.0560	Ave		0.0549				8.0		15.0			
1-Chlorohexane	0.3120 0.3553	0.3245	0.3010	0.3066	0.3486	Ave		0.3247				7.0		15.0			
Cyclohexanone	0.0180 0.0161	0.0153	0.0147	0.0150	0.0164	Ave		0.0159				7.5		15.0			

Note: The m1 coefficient is the same as Ave RRF for an Ave curve type.

FORM VI
GC/MS VOA INITIAL CALIBRATION DATA
INTERNAL STANDARD CURVE EVALUATION

Lab Name: TestAmerica Canton Job No.: 240-51914-1 Analy Batch No.: 181330

SDG No.:

Instrument ID: A3UX10 GC Column: DB-624 ID: 0.18(mm) Heated Purge: (Y/N) N

Calibration Start Date: 05/18/2015 22:56 Calibration End Date: 05/19/2015 00:48 Calibration ID: 28566

ANALYTE	RRF					CURVE TYPE	COEFFICIENT			#	MIN RRF	%RSD	#	MAX %RSD	R^2 OR COD	#	MIN R^2 OR COD
	LVL 1 LVL 6	LVL 2	LVL 3	LVL 4	LVL 5		B	M1	M2								
1,2,3-Trimethylbenzene	1.9748 2.2869	2.0412	2.1211	2.2145	2.2473	Ave		2.1476				5.7		15.0			
1,3,5-Trichlorobenzene	0.6946 0.7104	0.6900	0.6946	0.7055	0.7080	Ave		0.7005				1.2		15.0			
2-Methylnaphthalene	0.7860 +++++	0.7249	0.6951	0.6586	0.6745	Ave		0.7078				7.1		15.0			

Note: The m1 coefficient is the same as Ave RRF for an Ave curve type.

FORM V
GC/MS VOA INSTRUMENT PERFORMANCE CHECK
BROMOFLUOROBENZENE (BFB)

Lab Name: TestAmerica Canton Job No.: 240-51914-1

SDG No.:

Lab File ID: BFB7107.D BFB Injection Date: 06/17/2015

Instrument ID: A3UX10 BFB Injection Time: 10:08

Analysis Batch No.: 185489

M/E	ION ABUNDANCE CRITERIA	% RELATIVE ABUNDANCE	
50	15.0 - 40.0 % of mass 95	19.1	
75	30.0 - 60.0 % of mass 95	49.5	
95	Base Peak, 100% relative abundance	100.0	
96	5.0 - 9.0 % of mass 95	7.3	
173	Less than 2.0 % of mass 174	0.5	(0.5)1
174	50.0 - 120.00 % of mass 95	91.0	
175	5.0 - 9.0 % of mass 174	6.3	(6.9)1
176	95.0 - 101.0 % of mass 174	86.8	(95.3)1
177	5.0 - 9.0 % of mass 176	5.8	(6.7)2

1-Value is % mass 174 2-Value is % mass 176

THIS CHECK APPLIES TO THE FOLLOWING SAMPLES, MS, MSD, BLANKS AND STANDARDS:

CLIENT SAMPLE ID	LAB SAMPLE ID	LAB FILE ID	DATE ANALYZED	TIME ANALYZED
	STD8260 240-185489/2	UXX9412.D	06/17/2015	10:33
	STD8260 240-185489/3	UXX9413.D	06/17/2015	10:56
	STD8260 240-185489/4	UXX9414.D	06/17/2015	11:18
	STD8260 240-185489/5	UXX9415.D	06/17/2015	11:41
	STD8260 240-185489/6	UXX9416.D	06/17/2015	12:04
	STD8260 240-185489/7	UXX9417.D	06/17/2015	12:26
	STD8260 240-185489/8	UXX9418.D	06/17/2015	12:49
	ICV 240-185489/9	UXX9419.D	06/17/2015	13:12

FORM VI
GC/MS VOA INITIAL CALIBRATION DATA
INTERNAL STANDARD CURVE EVALUATION

Lab Name: TestAmerica Canton Job No.: 240-51914-1 Analy Batch No.: 185489

SDG No.:

Instrument ID: A3UX10 GC Column: DB-624 ID: 0.18(mm) Heated Purge: (Y/N) N

Calibration Start Date: 06/17/2015 10:33 Calibration End Date: 06/17/2015 12:49 Calibration ID: 28954

Calibration Files:

LEVEL:	LAB SAMPLE ID:	LAB FILE ID:
Level 1	STD8260 240-185489/8	UXX9418.D
Level 2	STD8260 240-185489/7	UXX9417.D
Level 3	STD8260 240-185489/6	UXX9416.D
Level 4	STD8260 240-185489/5	UXX9415.D
Level 5	STD8260 240-185489/4	UXX9414.D
Level 6	STD8260 240-185489/3	UXX9413.D
Level 7	STD8260 240-185489/2	UXX9412.D

ANALYTE	RRF					CURVE TYPE	COEFFICIENT			#	MIN RRF	%RSD	#	MAX %RSD	R^2 OR COD	#	MIN R^2 OR COD
	LVL 1 LVL 6	LVL 2 LVL 7	LVL 3	LVL 4	LVL 5		B	M1	M2								
Dichlorodifluoromethane	0.2679 0.2611	0.2163 0.2416	0.2718	0.2454	0.2543	Ave		0.2512			0.1000	7.5		15.0			
Chloromethane	0.3328 0.2680	0.2847 0.2454	0.3023	0.2737	0.2668	Ave		0.2820			0.1000	10.1		15.0			
Vinyl chloride	0.2814 0.2860	0.2821 0.2671	0.3057	0.2896	0.2801	Ave		0.2846			0.1000	4.1		15.0			
Butadiene	0.2772 0.2567	0.2464 0.2374	0.2450	0.2490	0.2468	Ave		0.2512				5.1		15.0			
Bromomethane	+++++ 0.1380	0.1325 +++++	0.1647	0.1279	0.1378	Ave		0.1402			0.0500	10.2		15.0			
Chloroethane	0.2032 0.1683	0.1582 0.1479	0.1826	0.1701	0.1617	Ave		0.1703				10.6		15.0			
Dichlorofluoromethane	0.4242 0.4030	0.3858 0.3604	0.4371	0.3955	0.3900	Ave		0.3994				6.3		15.0			
Trichlorofluoromethane	0.2802 0.2946	0.2297 0.2584	0.2842	0.2493	0.2688	Ave		0.2664			0.1000	8.4		15.0			
Ethyl ether	0.2671 0.1960	0.2101 0.1896	0.2154	0.1992	0.2051	Ave		0.2118				12.2		15.0			
Acrolein	0.0242 0.0235	0.0253 0.0232	0.0220	0.0237	0.0233	Ave		0.0236				4.3		15.0			
1,1-Dichloroethene	0.2372 0.2337	0.2292 0.2253	0.2507	0.2377	0.2327	Ave		0.2352			0.1000	3.4		15.0			
1,1,2-Trichloro-1,2,2-trichfluoroethan e	0.1438 0.1846	0.1704 0.1743	0.1898	0.1793	0.1831	Ave		0.1750			0.0500	8.7		15.0			
Acetone	0.3415 0.0830	0.1781 0.0756	0.1270	0.0974	0.0887	Lin1	0.2446	0.0739			0.0500				0.9970		0.9900
Iodomethane	0.4134 0.3959	0.3733 0.3762	0.4139	0.3932	0.4007	Ave		0.3952				4.1		15.0			

Note: The m1 coefficient is the same as Ave RRF for an Ave curve type.

FORM VI
GC/MS VOA INITIAL CALIBRATION DATA
INTERNAL STANDARD CURVE EVALUATION

Lab Name: TestAmerica Canton Job No.: 240-51914-1 Analy Batch No.: 185489

SDG No.:

Instrument ID: A3UX10 GC Column: DB-624 ID: 0.18(mm) Heated Purge: (Y/N) N

Calibration Start Date: 06/17/2015 10:33 Calibration End Date: 06/17/2015 12:49 Calibration ID: 28954

ANALYTE	RRF					CURVE TYPE	COEFFICIENT			#	MIN RRF	%RSD	#	MAX %RSD	R^2 OR COD	#	MIN R^2 OR COD
	LVL 1 LVL 6	LVL 2 LVL 7	LVL 3	LVL 4	LVL 5		B	M1	M2								
Carbon disulfide	0.6496 0.7220	0.6416 0.7171	0.6647	0.6860	0.7115	Ave		0.6846			0.1000	4.9		15.0			
3-Chloro-1-propene	0.1407 0.1571	0.1226 0.1470	0.1411	0.1412	0.1491	Ave		0.1427				7.5		15.0			
Methyl acetate	0.1705 0.1582	0.1539 0.1514	0.1640	0.1589	0.1614	Ave		0.1598			0.1000	4.0		15.0			
Methylene Chloride	0.7708 0.2709	0.4998 0.2566	0.3965	0.3185	0.2912	Lin1	0.2629	0.2551			0.1000				0.9990		0.9900
tert-Butyl alcohol	0.0146 0.0143	0.0133 0.0138	0.0141	0.0137	0.0145	Ave		0.0140				3.3		15.0			
Acrylonitrile	0.0813 0.0809	0.0780 0.0767	0.0838	0.0818	0.0832	Ave		0.0808				3.2		15.0			
Methyl tert-butyl ether	0.5998 0.6656	0.5573 0.6343	0.6120	0.6194	0.6525	Ave		0.6201			0.1000	5.8		15.0			
trans-1,2-Dichloroethene	0.2708 0.2644	0.2524 0.2548	0.2831	0.2659	0.2673	Ave		0.2655			0.1000	3.8		15.0			
Hexane	0.0427 0.0570	0.0499 0.0585	0.0487	0.0552	0.0539	Ave		0.0523				10.6		15.0			
1,1-Dichloroethane	0.4677 0.4428	0.4205 0.4245	0.4435	0.4360	0.4480	Ave		0.4404			0.1000	3.6		15.0			
Vinyl acetate	0.2372 0.3248	0.2618 0.3299	0.2723	0.2911	0.3225	Ave		0.2914				12.3		15.0			
2,2-Dichloropropane	0.2372 0.2688	0.2267 0.2505	0.2414	0.2501	0.2607	Ave		0.2479				5.7		15.0			
cis-1,2-Dichloroethene	0.2682 0.2821	0.2474 0.2693	0.2850	0.2739	0.2788	Ave		0.2721			0.1000	4.6		15.0			
2-Butanone	0.1024 0.0900	0.0867 0.0883	0.0928	0.0869	0.0918	Ave		0.0913			0.0500	5.9		15.0			
Bromochloromethane	0.1405 0.1369	0.1317 0.1322	0.1371	0.1325	0.1402	Ave		0.1359				2.8		15.0			
Tetrahydrofuran	0.0667 0.0559	0.0485 0.0537	0.0550	0.0530	0.0564	Ave		0.0556				10.0		15.0			
Chloroform	0.4747 0.4403	0.4170 0.4194	0.4571	0.4429	0.4486	Ave		0.4429				4.6		15.0			
1,1,1-Trichloroethane	0.3005 0.3469	0.3087 0.3278	0.3363	0.3424	0.3487	Ave		0.3302			0.1000	5.7		15.0			
Cyclohexane	0.2297 0.3616	0.2931 0.3537	0.3350	0.3438	0.3544	Ave		0.3245			0.1000	14.7		15.0			
1,1-Dichloropropene	0.2366 0.3036	0.2571 0.2892	0.2891	0.2848	0.3002	Ave		0.2801				8.7		15.0			

Note: The m1 coefficient is the same as Ave RRF for an Ave curve type.

FORM VI
GC/MS VOA INITIAL CALIBRATION DATA
INTERNAL STANDARD CURVE EVALUATION

Lab Name: TestAmerica Canton Job No.: 240-51914-1 Analy Batch No.: 185489

SDG No.:

Instrument ID: A3UX10 GC Column: DB-624 ID: 0.18(mm) Heated Purge: (Y/N) N

Calibration Start Date: 06/17/2015 10:33 Calibration End Date: 06/17/2015 12:49 Calibration ID: 28954

ANALYTE	RRF					CURVE TYPE	COEFFICIENT			#	MIN RRF	%RSD	#	MAX %RSD	R^2 OR COD	#	MIN R^2 OR COD
	LVL 1 LVL 6	LVL 2 LVL 7	LVL 3	LVL 4	LVL 5		B	M1	M2								
Carbon tetrachloride	0.2560 0.2947	0.2527 0.2824	0.2603	0.2748	0.2826	Ave		0.2719			0.1000	5.8		15.0			
Isobutyl alcohol	0.0079 0.0079	0.0069 0.0074	0.0079	0.0075	0.0084	Ave		0.0077				6.1		15.0			
Benzene	0.9838 0.9853	0.9486 0.9462	1.0390	0.9798	0.9973	Ave		0.9829			0.5000	3.2		15.0			
1,2-Dichloroethane	0.3120 0.3282	0.3100 0.3125	0.3336	0.3221	0.3254	Ave		0.3206			0.1000	2.9		15.0			
n-Heptane	0.0193 0.0461	0.0350 0.0482	0.0369	0.0402	0.0436	Lin1	-0.016	0.0474							0.9980		0.9900
Trichloroethene	0.2506 0.2609	0.2327 0.2481	0.2624	0.2491	0.2594	Ave		0.2519			0.2000	4.1		15.0			
Methylcyclohexane	0.2324 0.3547	0.2716 0.3595	0.3090	0.3242	0.3340	Ave		0.3122			0.1000	14.7		15.0			
1,2-Dichloropropane	0.2054 0.2215	0.1906 0.2219	0.2302	0.2252	0.2257	Ave		0.2172			0.1000	6.5		15.0			
Dibromomethane	0.1329 0.1411	0.1306 0.1396	0.1378	0.1388	0.1409	Ave		0.1374				3.0		15.0			
1,4-Dioxane	0.0019 0.0024	0.0019 0.0019	0.0025	0.0024	0.0025	Ave		0.0022				13.5		15.0			
Bromodichloromethane	0.2401 0.3030	0.2436 0.3048	0.2775	0.2794	0.2968	Ave		0.2779			0.1000	9.7		15.0			
2-Chloroethyl vinyl ether	0.0785 0.1183	0.0800 0.1249	0.0985	0.1111	0.1169	Lin1	-0.068	0.1228							0.9990		0.9900
cis-1,3-Dichloropropene	0.2635 0.3311	0.2393 0.3385	0.2829	0.3037	0.3173	Ave		0.2966			0.1500	12.3		15.0			
4-Methyl-2-pentanone	0.1350 0.1713	0.1205 0.1695	0.1488	0.1560	0.1672	Ave		0.1526			0.0500	12.6		15.0			
Toluene	1.1292 1.3380	1.1252 1.3150	1.3129	1.3327	1.3620	Ave		1.2736			0.4000	8.0		15.0			
trans-1,3-Dichloropropene	0.2550 0.3818	0.2547 0.3980	0.3205	0.3281	0.3679	Lin1	-0.111	0.3908			0.1000				0.9980		0.9900
Ethyl methacrylate	0.1916 0.3332	0.2137 0.3499	0.2709	0.2796	0.3262	Lin1	-0.113	0.3435							0.9980		0.9900
1,1,2-Trichloroethane	0.2885 0.2693	0.2438 0.2654	0.2768	0.2696	0.2762	Ave		0.2699			0.1000	5.1		15.0			
Tetrachloroethene	0.2390 0.2683	0.2403 0.2587	0.2594	0.2717	0.2750	Ave		0.2589			0.2000	5.6		15.0			
1,3-Dichloropropane	0.4372 0.4694	0.4374 0.4637	0.4736	0.4766	0.4806	Ave		0.4627				3.9		15.0			

Note: The m1 coefficient is the same as Ave RRF for an Ave curve type.

FORM VI
GC/MS VOA INITIAL CALIBRATION DATA
INTERNAL STANDARD CURVE EVALUATION

Lab Name: TestAmerica Canton Job No.: 240-51914-1 Analy Batch No.: 185489

SDG No.:

Instrument ID: A3UX10 GC Column: DB-624 ID: 0.18(mm) Heated Purge: (Y/N) N

Calibration Start Date: 06/17/2015 10:33 Calibration End Date: 06/17/2015 12:49 Calibration ID: 28954

ANALYTE	RRF					CURVE TYPE	COEFFICIENT			#	MIN RRF	%RSD	#	MAX %RSD	R^2 OR COD	#	MIN R^2 OR COD
	LVL 1 LVL 6	LVL 2 LVL 7	LVL 3	LVL 4	LVL 5		B	M1	M2								
2-Hexanone	0.1322 0.1601	0.1128 0.1583	0.1304	0.1395	0.1640	Ave		0.1425			0.0500	13.3		15.0			
Dibromochloromethane	0.2368 0.3016	0.2218 0.3042	0.2488	0.2683	0.2852	Ave		0.2667				12.1		15.0			
1,2-Dibromoethane	0.2352 0.2701	0.2420 0.2672	0.2482	0.2569	0.2755	Ave		0.2564				5.9		15.0			
Chlorobenzene	0.8703 0.9112	0.8203 0.8841	0.9176	0.9056	0.9277	Ave		0.8910			0.3000	4.1		15.0			
1,1,1,2-Tetrachloroethane	0.2442 0.3219	0.2794 0.3071	0.2904	0.2977	0.3188	Ave		0.2942				9.1		15.0			
Ethylbenzene	0.4036 0.4768	0.3889 0.4691	0.4504	0.4537	0.4873	Ave		0.4471				8.3		15.0			
m-Xylene & p-Xylene	0.4099 0.6052	0.4404 0.5991	0.5369	0.5714	0.6064	Lin1	-0.122	0.6059							1.0000		0.9900
o-Xylene	0.3881 0.6004	0.4203 0.5837	0.4999	0.5455	0.5920	Lin1	-0.135	0.5931							0.9990		0.9900
Styrene	0.6580 1.0151	0.6511 0.9907	0.8301	0.9249	1.0094	Lin1	-0.250	1.0069			0.3000				0.9990		0.9900
Bromoform	0.1366 0.1855	0.1270 0.1901	0.1480	0.1526	0.1778	Lin1	-0.050	0.1872			0.1000				0.9980		0.9900
Isopropylbenzene	0.9365 1.5035	1.0030 1.4665	1.2517	1.3186	1.4790	Lin1	-0.374	1.4867			0.1000				0.9990		0.9900
1,1,2,2-Tetrachloroethane	0.6362 0.6344	0.5538 0.6063	0.6430	0.6382	0.6533	Ave		0.6236			0.3000	5.4		15.0			
Bromobenzene	0.6097 0.7148	0.6347 0.6781	0.6804	0.7176	0.7300	Ave		0.6808				6.6		15.0			
1,2,3-Trichloropropane	0.2289 0.2113	0.1966 0.1953	0.2081	0.2078	0.2232	Ave		0.2102				5.9		15.0			
trans-1,4-Dichloro-2-butene	0.1338 0.1902	0.1362 0.1912	0.1404	0.1693	0.1843	Lin1	-0.049	0.1907							0.9990		0.9900
n-Propylbenzene	0.5030 0.7677	0.5157 0.7512	0.6713	0.7489	0.7926	Lin1	-0.162	0.7684							0.9990		0.9900
2-Chlorotoluene	0.4605 0.6646	0.5325 0.6372	0.6335	0.6782	0.6894	Ave		0.6137				13.9		15.0			
1,3,5-Trimethylbenzene	1.4602 2.1933	1.4178 2.1053	1.8598	2.1026	2.2412	Lin1	-0.461	2.1669							0.9990		0.9900
4-Chlorotoluene	0.5570 0.7096	0.5483 0.6923	0.6735	0.7173	0.7381	Ave		0.6623				11.7		15.0			
tert-Butylbenzene	1.1786 1.8880	1.3024 1.7990	1.5903	1.7565	1.8618	Lin1	-0.401	1.8471							0.9990		0.9900

Note: The m1 coefficient is the same as Ave RRF for an Ave curve type.

FORM VI
GC/MS VOA INITIAL CALIBRATION DATA
INTERNAL STANDARD CURVE EVALUATION

Lab Name: TestAmerica Canton Job No.: 240-51914-1 Analy Batch No.: 185489

SDG No.:

Instrument ID: A3UX10 GC Column: DB-624 ID: 0.18(mm) Heated Purge: (Y/N) N

Calibration Start Date: 06/17/2015 10:33 Calibration End Date: 06/17/2015 12:49 Calibration ID: 28954

ANALYTE	RRF					CURVE TYPE	COEFFICIENT			#	MIN RRF	%RSD	#	MAX %RSD	R^2 OR COD	#	MIN R^2 OR COD
	LVL 1 LVL 6	LVL 2 LVL 7	LVL 3	LVL 4	LVL 5		B	M1	M2								
1,2,4-Trimethylbenzene	1.3521 2.3072	1.4475 2.1959	1.9599	2.1995	2.3014	Lin1	-0.540	2.2652							0.9990		0.9900
sec-Butylbenzene	1.5332 2.5203	1.7622 2.4454	2.1848	2.3480	2.5206	Lin1	-0.558	2.4964							0.9990		0.9900
1,3-Dichlorobenzene	1.2688 1.2860	1.1717 1.2364	1.2635	1.3125	1.3590	Ave		1.2711			0.6000	4.6		15.0			
p-Isopropyltoluene	1.3106 2.2006	1.3934 2.1496	1.8452	2.0258	2.1846	Lin1	-0.568	2.1871							0.9990		0.9900
1,4-Dichlorobenzene	1.3562 1.3153	1.2994 1.2746	1.3753	1.3613	1.3742	Ave		1.3366			0.5000	3.0		15.0			
n-Butylbenzene	1.1270 1.7842	1.2759 1.7837	1.4398	1.5933	1.7658	Lin1	-0.455	1.7906							0.9990		0.9900
1,2-Dichlorobenzene	1.2480 1.2296	1.1513 1.1862	1.2598	1.2546	1.2735	Ave		1.2290			0.4000	3.6		15.0			
1,2-Dibromo-3-Chloropropane	0.0685 0.1005	0.0815 0.0947	0.0877	0.0826	0.0962	Ave		0.0874			0.0500	12.5		15.0			
1,2,4-Trichlorobenzene	0.6396 0.7214	0.6021 0.6476	0.6253	0.6570	0.7080	Ave		0.6573			0.2000	6.6		15.0			
Hexachlorobutadiene	0.2707 0.2424	0.2790 0.2170	0.2523	0.2539	0.2604	Ave		0.2537				8.0		15.0			
Naphthalene	1.1160 1.7293	1.0739 1.4607	1.2219	1.3773	1.6418	Lin1	-0.343	1.5643							0.9920		0.9900
1,2,3-Trichlorobenzene	0.6360 0.6662	0.6056 0.5578	0.6930	0.6529	0.7175	Ave		0.6470				8.3		15.0			
Dibromofluoromethane (Surr)	0.2254 0.2231	0.2260 0.2150	0.2234	0.2221	0.2201	Ave		0.2222				1.7		15.0			
1,2-Dichloroethane-d4 (Surr)	0.2865 0.2717	0.2480 0.2594	0.2909	0.2687	0.2666	Ave		0.2703				5.5		15.0			
Toluene-d8 (Surr)	1.0041 1.1165	0.9568 1.1034	1.0479	1.1489	1.1127	Ave		1.0700				6.5		15.0			
4-Bromofluorobenzene (Surr)	0.3312 0.4507	0.3750 0.4300	0.3903	0.4136	0.4373	Ave		0.4040				10.3		15.0			

Note: The m1 coefficient is the same as Ave RRF for an Ave curve type.

FORM VII
GC/MS VOA CONTINUING CALIBRATION DATA

Lab Name: TestAmerica Canton Job No.: 240-51914-1

SDG No.:

Lab Sample ID: ICV 240-185489/9 Calibration Date: 06/17/2015 13:12

Instrument ID: A3UX10 Calib Start Date: 06/17/2015 10:33

GC Column: DB-624 ID: 0.18(mm) Calib End Date: 06/17/2015 12:49

Lab File ID: UXX9419.D Conc. Units: ng/uL Heated Purge: (Y/N) N

ANALYTE	CURVE TYPE	AVE RRF	RRF	MIN RRF	CALC AMOUNT	SPIKE AMOUNT	%D	MAX %D
Dichlorodifluoromethane	Ave	0.2512	0.2743	0.1000	0.0109	0.0100	9.2	20.0
Chloromethane	Ave	0.2820	0.2879	0.1000	0.0102	0.0100	2.1	20.0
Vinyl chloride	Ave	0.2846	0.2909	0.1000	0.0102	0.0100	2.2	20.0
Butadiene	Ave	0.2512	0.2440		0.00971	0.0100	-2.9	20.0
Bromomethane	Ave	0.1402	0.1260	0.0500	0.00899	0.0100	-10.1	20.0
Chloroethane	Ave	0.1703	0.1606	0.0500	0.00943	0.0100	-5.7	20.0
Dichlorofluoromethane	Ave	0.3994	0.3702		0.00927	0.0100	-7.3	20.0
Trichlorofluoromethane	Ave	0.2664	0.2682	0.1000	0.0101	0.0100	0.7	20.0
Ethyl ether	Ave	0.2118	0.2075		0.00980	0.0100	-2.0	20.0
Acrolein	Ave	0.0236	0.0272		0.0576	0.0500	15.3	20.0
1,1-Dichloroethene	Ave	0.2352	0.2400	0.1000	0.0102	0.0100	2.1	20.0
1,1,2-Trichloro-1,2,2-trichf luoroethane	Ave	0.1750	0.1867	0.0500	0.0107	0.0100	6.7	20.0
Acetone	Lin1		0.0730	0.0500	0.0164	0.0200	-17.8	20.0
Iodomethane	Ave	0.3952	0.4110		0.0104	0.0100	4.0	20.0
Carbon disulfide	Ave	0.6846	0.7195	0.1000	0.0105	0.0100	5.1	20.0
3-Chloro-1-propene	Ave	0.1427	0.1348		0.00945	0.0100	-5.5	20.0
Methyl acetate	Ave	0.1598	0.1558	0.1000	0.0487	0.0500	-2.5	20.0
Methylene Chloride	Lin1		0.2953	0.1000	0.0105	0.0100	5.4	20.0
tert-Butyl alcohol	Ave	0.0140	0.0132		0.0943	0.100	-5.7	20.0
Acrylonitrile	Ave	0.0808	0.0817		0.101	0.100	1.1	20.0
Methyl tert-butyl ether	Ave	0.6201	0.6195	0.1000	0.00999	0.0100	-0.1	20.0
trans-1,2-Dichloroethene	Ave	0.2655	0.2750	0.1000	0.0104	0.0100	3.5	20.0
Hexane	Ave	0.0523	0.0582		0.0111	0.0100	11.4	20.0
1,1-Dichloroethane	Ave	0.4404	0.4511	0.1000	0.0102	0.0100	2.4	20.0
Vinyl acetate	Ave	0.2914	0.3779		0.0130	0.0100	29.7*	20.0
2,2-Dichloropropane	Ave	0.2479	0.2553		0.0103	0.0100	3.0	20.0
cis-1,2-Dichloroethene	Ave	0.2721	0.2852	0.1000	0.0105	0.0100	4.8	20.0
2-Butanone	Ave	0.0913	0.0818	0.0500	0.0179	0.0200	-10.4	20.0
Bromochloromethane	Ave	0.1359	0.1386		0.0102	0.0100	2.0	20.0
Tetrahydrofuran	Ave	0.0556	0.0532		0.0191	0.0200	-4.4	20.0
Chloroform	Ave	0.4429	0.4454	0.2000	0.0101	0.0100	0.6	20.0
1,1,1-Trichloroethane	Ave	0.3302	0.3398	0.1000	0.0103	0.0100	2.9	20.0
Cyclohexane	Ave	0.3245	0.3635	0.1000	0.0112	0.0100	12.0	20.0
1,1-Dichloropropene	Ave	0.2801	0.3211		0.0115	0.0100	14.6	20.0
Carbon tetrachloride	Ave	0.2719	0.2923	0.1000	0.0107	0.0100	7.5	20.0
Isobutyl alcohol	Ave	0.0077	0.0076		0.246	0.250	-1.7	20.0
Benzene	Ave	0.9829	0.998	0.5000	0.0101	0.0100	1.5	20.0
1,2-Dichloroethane	Ave	0.3206	0.3207	0.1000	0.0100	0.0100	0.0	20.0
n-Heptane	Lin1		0.0487		0.0106	0.0100	6.3	20.0
Trichloroethene	Ave	0.2519	0.2596	0.2000	0.0103	0.0100	3.1	20.0

FORM VII
GC/MS VOA CONTINUING CALIBRATION DATA

Lab Name: TestAmerica Canton Job No.: 240-51914-1

SDG No.:

Lab Sample ID: ICV 240-185489/9 Calibration Date: 06/17/2015 13:12

Instrument ID: A3UX10 Calib Start Date: 06/17/2015 10:33

GC Column: DB-624 ID: 0.18(mm) Calib End Date: 06/17/2015 12:49

Lab File ID: UXX9419.D Conc. Units: ng/uL Heated Purge: (Y/N) N

ANALYTE	CURVE TYPE	AVE RRF	RRF	MIN RRF	CALC AMOUNT	SPIKE AMOUNT	%D	MAX %D
Methylcyclohexane	Ave	0.3122	0.3497	0.1000	0.0112	0.0100	12.0	20.0
1,2-Dichloropropane	Ave	0.2172	0.2258	0.1000	0.0104	0.0100	4.0	20.0
1,4-Dioxane	Ave	0.0022	0.0019		0.168	0.200	-15.8	20.0
Dibromomethane	Ave	0.1374	0.1385		0.0101	0.0100	0.8	20.0
Bromodichloromethane	Ave	0.2779	0.2877	0.1000	0.0104	0.0100	3.5	20.0
2-Chloroethyl vinyl ether	Lin1		0.1109		0.00959	0.0100	-4.1	20.0
cis-1,3-Dichloropropene	Ave	0.2966	0.3255	0.1500	0.0110	0.0100	9.7	20.0
4-Methyl-2-pentanone	Ave	0.1526	0.1629	0.0500	0.0213	0.0200	6.7	20.0
Toluene	Ave	1.274	1.406	0.4000	0.0110	0.0100	10.4	20.0
trans-1,3-Dichloropropene	Lin1		0.3987	0.1000	0.0105	0.0100	4.9	20.0
Ethyl methacrylate	Lin1		0.3276		0.00987	0.0100	-1.3	20.0
1,1,2-Trichloroethane	Ave	0.2699	0.2777	0.1000	0.0103	0.0100	2.9	20.0
Tetrachloroethene	Ave	0.2589	0.2802	0.2000	0.0108	0.0100	8.2	20.0
1,3-Dichloropropane	Ave	0.4627	0.4832		0.0104	0.0100	4.4	20.0
2-Hexanone	Ave	0.1425	0.1512	0.0500	0.0212	0.0200	6.1	20.0
Dibromochloromethane	Ave	0.2667	0.2835		0.0106	0.0100	6.3	20.0
1,2-Dibromoethane	Ave	0.2564	0.2716		0.0106	0.0100	5.9	20.0
Chlorobenzene	Ave	0.8910	0.9329	0.3000	0.0105	0.0100	4.7	20.0
1,1,1,2-Tetrachloroethane	Ave	0.2942	0.3177		0.0108	0.0100	8.0	20.0
Ethylbenzene	Ave	0.4471	0.4876		0.0109	0.0100	9.0	20.0
m-Xylene & p-Xylene	Lin1		0.6015		0.0101	0.0100	1.3	20.0
o-Xylene	Lin1		0.5923		0.0102	0.0100	2.1	20.0
Styrene	Lin1		0.9550	0.3000	0.00973	0.0100	-2.7	20.0
Bromoform	Lin1		0.1693	0.1000	0.00931	0.0100	-6.9	20.0
Isopropylbenzene	Lin1		1.486	0.1000	0.0102	0.0100	2.5	20.0
1,1,2,2-Tetrachloroethane	Ave	0.6236	0.6249	0.3000	0.0100	0.0100	0.2	20.0
Bromobenzene	Ave	0.6808	0.7094		0.0104	0.0100	4.2	20.0
1,2,3-Trichloropropane	Ave	0.2102	0.2059		0.00979	0.0100	-2.1	20.0
trans-1,4-Dichloro-2-butene	Lin1		0.1782		0.00960	0.0100	-4.0	20.0
n-Propylbenzene	Lin1		0.7732		0.0103	0.0100	2.7	20.0
2-Chlorotoluene	Ave	0.6137	0.6589		0.0107	0.0100	7.4	20.0
1,3,5-Trimethylbenzene	Lin1		2.145		0.0101	0.0100	1.1	20.0
4-Chlorotoluene	Ave	0.6623	0.7089		0.0107	0.0100	7.0	20.0
tert-Butylbenzene	Lin1		1.821		0.0101	0.0100	0.8	20.0
1,2,4-Trimethylbenzene	Lin1		2.210		0.00999	0.0100	-0.0	20.0
sec-Butylbenzene	Lin1		2.512		0.0103	0.0100	2.9	20.0
1,3-Dichlorobenzene	Ave	1.271	1.286	0.6000	0.0101	0.0100	1.2	20.0
p-Isopropyltoluene	Lin1		2.168		0.0102	0.0100	1.7	20.0
1,4-Dichlorobenzene	Ave	1.337	1.327	0.5000	0.00993	0.0100	-0.7	20.0
n-Butylbenzene	Lin1		1.698		0.00974	0.0100	-2.6	20.0
1,2-Dichlorobenzene	Ave	1.229	1.247	0.4000	0.0101	0.0100	1.5	20.0

FORM VII
GC/MS VOA CONTINUING CALIBRATION DATA

Lab Name: TestAmerica Canton Job No.: 240-51914-1

SDG No.:

Lab Sample ID: ICV 240-185489/9 Calibration Date: 06/17/2015 13:12

Instrument ID: A3UX10 Calib Start Date: 06/17/2015 10:33

GC Column: DB-624 ID: 0.18(mm) Calib End Date: 06/17/2015 12:49

Lab File ID: UXX9419.D Conc. Units: ng/uL Heated Purge: (Y/N) N

ANALYTE	CURVE TYPE	AVE RRF	RRF	MIN RRF	CALC AMOUNT	SPIKE AMOUNT	%D	MAX %D
1,2-Dibromo-3-Chloropropane	Ave	0.0874	0.0839	0.0500	0.00961	0.0100	-3.9	20.0
1,2,4-Trichlorobenzene	Ave	0.6573	0.6030	0.2000	0.00917	0.0100	-8.3	20.0
Hexachlorobutadiene	Ave	0.2537	0.2265		0.00893	0.0100	-10.7	20.0
Naphthalene	Lin1		1.295		0.00850	0.0100	-15.0	20.0
1,2,3-Trichlorobenzene	Ave	0.6470	0.5605		0.00866	0.0100	-13.4	20.0
Dibromofluoromethane (Surr)	Ave	0.2222	0.1967		0.0109	0.0123	-11.4	20.0
1,2-Dichloroethane-d4 (Surr)	Ave	0.2703	0.2248		0.0102	0.0123	-16.8	20.0
Toluene-d8 (Surr)	Ave	1.070	1.036		0.0119	0.0123	-3.2	20.0
4-Bromofluorobenzene (Surr)	Ave	0.4040	0.3892		0.0118	0.0123	-3.7	20.0

FORM V
GC/MS VOA INSTRUMENT PERFORMANCE CHECK
BROMOFLUOROBENZENE (BFB)

Lab Name: TestAmerica Canton Job No.: 240-51914-1

SDG No.:

Lab File ID: BFB7108.D BFB Injection Date: 06/18/2015

Instrument ID: A3UX10 BFB Injection Time: 11:17

Analysis Batch No.: 185678

M/E	ION ABUNDANCE CRITERIA	% RELATIVE ABUNDANCE	
50	15.0 - 40.0 % of mass 95	18.0	
75	30.0 - 60.0 % of mass 95	48.9	
95	Base Peak, 100% relative abundance	100.0	
96	5.0 - 9.0 % of mass 95	6.6	
173	Less than 2.0 % of mass 174	0.3	(0.3)1
174	50.0 - 120.00 % of mass 95	91.9	
175	5.0 - 9.0 % of mass 174	6.9	(7.5)1
176	95.0 - 101.0 % of mass 174	90.3	(98.2)1
177	5.0 - 9.0 % of mass 176	5.8	(6.5)2

1-Value is % mass 174 2-Value is % mass 176

THIS CHECK APPLIES TO THE FOLLOWING SAMPLES, MS, MSD, BLANKS AND STANDARDS:

CLIENT SAMPLE ID	LAB SAMPLE ID	LAB FILE ID	DATE ANALYZED	TIME ANALYZED
	CCVIS 240-185678/2	UXX9442.D	06/18/2015	11:44
	CCV 240-185678/3	UXX9443.D	06/18/2015	12:07
	LCS 240-185678/4	UXX9444.D	06/18/2015	12:30
	MB 240-185678/6	UXX9446.D	06/18/2015	13:15
MSA-SW37A-061115	240-51914-1	UXX9447.D	06/18/2015	13:38
MSA-SW37B-061115	240-51914-2	UXX9448.D	06/18/2015	14:00
MSA-SW37C-061115	240-51914-3	UXX9449.D	06/18/2015	14:22
MSA-SW37A-061115 MS	240-51914-1 MS	UXX9450.D	06/18/2015	14:50
MSA-SW37A-061115 MSD	240-51914-1 MSD	UXX9451.D	06/18/2015	16:43
MSA-SW37D-061115	240-51914-4	UXX9453.D	06/18/2015	17:28
MSA-SW38A-061115	240-51914-5	UXX9454.D	06/18/2015	17:50
MSA-SW38B-061115	240-51914-6	UXX9455.D	06/18/2015	18:13
MSA-SW38C-061115	240-51914-7	UXX9456.D	06/18/2015	18:35
MSA-SW38D-061115	240-51914-8	UXX9457.D	06/18/2015	18:58
MSA-SW39A-061115	240-51914-9	UXX9458.D	06/18/2015	19:21
MSA-SW39B-061115	240-51914-10	UXX9459.D	06/18/2015	19:44
MSA-SW39C-061115	240-51914-11	UXX9460.D	06/18/2015	20:07
MSA-SW39D-061115	240-51914-12	UXX9461.D	06/18/2015	20:29
MSA-SW40A-061115	240-51914-13	UXX9462.D	06/18/2015	20:52
MSA-SW40B-061115	240-51914-14	UXX9463.D	06/18/2015	21:15
MSA-SW40C-061115	240-51914-15	UXX9464.D	06/18/2015	21:37
MSA-SW40D-061115	240-51914-16	UXX9465.D	06/18/2015	21:59
MSA-SW41A-061115	240-51914-17	UXX9466.D	06/18/2015	22:22
MSA-SW41B-061115	240-51914-18	UXX9467.D	06/18/2015	22:44
MSA-SW41C-061115	240-51914-19	UXX9468.D	06/18/2015	23:06

FORM VII
GC/MS VOA CONTINUING CALIBRATION DATA

Lab Name: TestAmerica Canton Job No.: 240-51914-1

SDG No.:

Lab Sample ID: CCVIS 240-185678/2 Calibration Date: 06/18/2015 11:44

Instrument ID: A3UX10 Calib Start Date: 06/17/2015 10:33

GC Column: DB-624 ID: 0.18(mm) Calib End Date: 06/17/2015 12:49

Lab File ID: UXX9442.D Conc. Units: ng/uL Heated Purge: (Y/N) N

ANALYTE	CURVE TYPE	AVE RRF	RRF	MIN RRF	CALC AMOUNT	SPIKE AMOUNT	%D	MAX %D
Dichlorodifluoromethane	Ave	0.2512	0.2451	0.1000	0.00976	0.0100	-2.4	20.0
Chloromethane	Ave	0.2820	0.2870	0.1000	0.0102	0.0100	1.8	20.0
Vinyl chloride	Ave	0.2846	0.2957	0.1000	0.0104	0.0100	3.9	20.0
Butadiene	Ave	0.2512	0.2633		0.0105	0.0100	4.8	20.0
Bromomethane	Ave	0.1402	0.1485	0.0500	0.0106	0.0100	6.0	20.0
Chloroethane	Ave	0.1703	0.1685	0.0500	0.00990	0.0100	-1.0	20.0
Dichlorofluoromethane	Ave	0.3994	0.3979		0.00996	0.0100	-0.4	20.0
Trichlorofluoromethane	Ave	0.2664	0.2768	0.1000	0.0104	0.0100	3.9	20.0
Ethyl ether	Ave	0.2118	0.2018		0.00953	0.0100	-4.7	20.0
Acrolein	Ave	0.0236	0.0239		0.0507	0.0500	1.4	20.0
1,1-Dichloroethene	Ave	0.2352	0.2377	0.1000	0.0101	0.0100	1.0	20.0
1,1,2-Trichloro-1,2,2-trichf luoroethane	Ave	0.1750	0.1953	0.0500	0.0112	0.0100	11.6	20.0
Acetone	Lin1		0.0810	0.0500	0.0186	0.0200	-7.0	20.0
Iodomethane	Ave	0.3952	0.4030		0.0102	0.0100	2.0	20.0
Carbon disulfide	Ave	0.6846	0.7594	0.1000	0.0111	0.0100	10.9	20.0
3-Chloro-1-propene	Ave	0.1427	0.1531		0.0107	0.0100	7.3	20.0
Methyl acetate	Ave	0.1598	0.1625	0.1000	0.0509	0.0500	1.7	20.0
Methylene Chloride	Lin1		0.2850	0.1000	0.0101	0.0100	1.4	20.0
tert-Butyl alcohol	Ave	0.0140	0.0143		0.102	0.100	1.7	20.0
Acrylonitrile	Ave	0.0808	0.0825		0.102	0.100	2.1	20.0
Methyl tert-butyl ether	Ave	0.6201	0.6384	0.1000	0.0103	0.0100	2.9	20.0
trans-1,2-Dichloroethene	Ave	0.2655	0.2692	0.1000	0.0101	0.0100	1.4	20.0
Hexane	Ave	0.0523	0.0580		0.0111	0.0100	11.0	20.0
1,1-Dichloroethane	Ave	0.4404	0.4376	0.1000	0.00993	0.0100	-0.7	20.0
Vinyl acetate	Ave	0.2914	0.2926		0.0100	0.0100	0.4	20.0
2,2-Dichloropropane	Ave	0.2479	0.2534		0.0102	0.0100	2.2	20.0
cis-1,2-Dichloroethene	Ave	0.2721	0.2735	0.1000	0.0101	0.0100	0.5	20.0
2-Butanone	Ave	0.0913	0.0922	0.0500	0.0202	0.0200	1.0	20.0
Bromochloromethane	Ave	0.1359	0.1363		0.0100	0.0100	0.3	20.0
Tetrahydrofuran	Ave	0.0556	0.0553		0.0199	0.0200	-0.5	20.0
Chloroform	Ave	0.4429	0.4302	0.2000	0.00971	0.0100	-2.9	20.0
1,1,1-Trichloroethane	Ave	0.3302	0.3317	0.1000	0.0100	0.0100	0.5	20.0
Cyclohexane	Ave	0.3245	0.3510	0.1000	0.0108	0.0100	8.2	20.0
1,1-Dichloropropene	Ave	0.2801	0.2862		0.0102	0.0100	2.2	20.0
Carbon tetrachloride	Ave	0.2719	0.2780	0.1000	0.0102	0.0100	2.2	20.0
Isobutyl alcohol	Ave	0.0077	0.0073		0.238	0.250	-4.9	20.0
Benzene	Ave	0.9829	0.9823	0.5000	0.00999	0.0100	-0.0	20.0
1,2-Dichloroethane	Ave	0.3206	0.3010	0.1000	0.00939	0.0100	-6.1	20.0
n-Heptane	Lin1		0.0465		0.0101	0.0100	1.4	20.0
Trichloroethene	Ave	0.2519	0.2499	0.2000	0.00992	0.0100	-0.8	20.0

FORM VII
GC/MS VOA CONTINUING CALIBRATION DATA

Lab Name: TestAmerica Canton Job No.: 240-51914-1

SDG No.:

Lab Sample ID: CCVIS 240-185678/2 Calibration Date: 06/18/2015 11:44

Instrument ID: A3UX10 Calib Start Date: 06/17/2015 10:33

GC Column: DB-624 ID: 0.18(mm) Calib End Date: 06/17/2015 12:49

Lab File ID: UXX9442.D Conc. Units: ng/uL Heated Purge: (Y/N) N

ANALYTE	CURVE TYPE	AVE RRF	RRF	MIN RRF	CALC AMOUNT	SPIKE AMOUNT	%D	MAX %D
Methylcyclohexane	Ave	0.3122	0.3457	0.1000	0.0111	0.0100	10.7	20.0
1,2-Dichloropropane	Ave	0.2172	0.2226	0.1000	0.0102	0.0100	2.5	20.0
1,4-Dioxane	Ave	0.0022	0.0022		0.195	0.200	-2.6	20.0
Dibromomethane	Ave	0.1374	0.1394		0.0101	0.0100	1.5	20.0
Bromodichloromethane	Ave	0.2779	0.2899	0.1000	0.0104	0.0100	4.3	20.0
2-Chloroethyl vinyl ether	Lin1		0.1259		0.0211	0.0200	5.3	20.0
cis-1,3-Dichloropropene	Ave	0.2966	0.3271	0.1500	0.0110	0.0100	10.3	20.0
4-Methyl-2-pentanone	Ave	0.1526	0.1710	0.0500	0.0224	0.0200	12.0	20.0
Toluene	Ave	1.274	1.324	0.4000	0.0104	0.0100	4.0	20.0
trans-1,3-Dichloropropene	Lin1		0.3498	0.1000	0.00923	0.0100	-7.7	20.0
Ethyl methacrylate	Lin1		0.3253		0.00980	0.0100	-2.0	20.0
1,1,2-Trichloroethane	Ave	0.2699	0.2717	0.1000	0.0101	0.0100	0.7	20.0
1,3-Dichloropropane	Ave	0.4627	0.4739		0.0102	0.0100	2.4	20.0
2-Hexanone	Ave	0.1425	0.1590	0.0500	0.0223	0.0200	11.6	20.0
Dibromochloromethane	Ave	0.2667	0.2771		0.0104	0.0100	3.9	20.0
1,2-Dibromoethane	Ave	0.2564	0.2595		0.0101	0.0100	1.2	20.0
Chlorobenzene	Ave	0.8910	0.8825	0.3000	0.00991	0.0100	-0.9	20.0
1,1,1,2-Tetrachloroethane	Ave	0.2942	0.2934		0.00997	0.0100	-0.3	20.0
Ethylbenzene	Ave	0.4471	0.4630		0.0104	0.0100	3.5	20.0
m-Xylene & p-Xylene	Lin1		0.5675		0.00957	0.0100	-4.3	20.0
o-Xylene	Lin1		0.5520		0.00953	0.0100	-4.7	20.0
Styrene	Lin1		0.9344	0.3000	0.00953	0.0100	-4.7	20.0
Bromoform	Lin1		0.1654	0.1000	0.00910	0.0100	-9.0	20.0
Isopropylbenzene	Lin1		1.346	0.1000	0.00931	0.0100	-6.9	20.0
1,1,2,2-Tetrachloroethane	Ave	0.6236	0.6276	0.3000	0.0101	0.0100	0.6	20.0
Bromobenzene	Ave	0.6808	0.7091		0.0104	0.0100	4.2	20.0
1,2,3-Trichloropropane	Ave	0.2102	0.2024		0.00963	0.0100	-3.7	20.0
trans-1,4-Dichloro-2-butene	Lin1		0.1687		0.00910	0.0100	-9.0	20.0
n-Propylbenzene	Lin1		0.7563		0.0101	0.0100	0.5	20.0
2-Chlorotoluene	Ave	0.6137	0.6638		0.0108	0.0100	8.2	20.0
1,3,5-Trimethylbenzene	Lin1		2.136		0.0101	0.0100	0.7	20.0
4-Chlorotoluene	Ave	0.6623	0.7025		0.0106	0.0100	6.1	20.0
tert-Butylbenzene	Lin1		1.748		0.00968	0.0100	-3.2	20.0
1,2,4-Trimethylbenzene	Lin1		2.208		0.00998	0.0100	-0.2	20.0
sec-Butylbenzene	Lin1		2.389		0.00979	0.0100	-2.1	20.0
1,3-Dichlorobenzene	Ave	1.271	1.283	0.6000	0.0101	0.0100	1.0	20.0
p-Isopropyltoluene	Lin1		2.076		0.00975	0.0100	-2.5	20.0
1,4-Dichlorobenzene	Ave	1.337	1.307	0.5000	0.00978	0.0100	-2.2	20.0
n-Butylbenzene	Lin1		1.649		0.00947	0.0100	-5.3	20.0
1,2-Dichlorobenzene	Ave	1.229	1.224	0.4000	0.00996	0.0100	-0.4	20.0
1,2-Dibromo-3-Chloropropane	Ave	0.0874	0.0906	0.0500	0.0104	0.0100	3.7	20.0

FORM VII
GC/MS VOA CONTINUING CALIBRATION DATA

Lab Name: TestAmerica Canton Job No.: 240-51914-1

SDG No.:

Lab Sample ID: CCVIS 240-185678/2 Calibration Date: 06/18/2015 11:44

Instrument ID: A3UX10 Calib Start Date: 06/17/2015 10:33

GC Column: DB-624 ID: 0.18(mm) Calib End Date: 06/17/2015 12:49

Lab File ID: UXX9442.D Conc. Units: ng/uL Heated Purge: (Y/N) N

ANALYTE	CURVE TYPE	AVE RRF	RRF	MIN RRF	CALC AMOUNT	SPIKE AMOUNT	%D	MAX %D
1,2,4-Trichlorobenzene	Ave	0.6573	0.6164	0.2000	0.00938	0.0100	-6.2	20.0
Hexachlorobutadiene	Ave	0.2537	0.2143		0.00845	0.0100	-15.5	20.0
Naphthalene	Lin1		1.282		0.00842	0.0100	-15.8	20.0
1,2,3-Trichlorobenzene	Ave	0.6470	0.5607		0.00867	0.0100	-13.3	20.0
Dibromofluoromethane (Surr)	Ave	0.2222	0.1952		0.0108	0.0123	-12.1	20.0
1,2-Dichloroethane-d4 (Surr)	Ave	0.2703	0.2215		0.0101	0.0123	-18.0	20.0
Toluene-d8 (Surr)	Ave	1.070	1.009		0.0116	0.0123	-5.7	20.0
4-Bromofluorobenzene (Surr)	Ave	0.4040	0.3643		0.0111	0.0123	-9.8	20.0

FORM VII
GC/MS VOA CONTINUING CALIBRATION DATA

Lab Name: TestAmerica Canton Job No.: 240-51914-1

SDG No.:

Lab Sample ID: CCV 240-185678/3 Calibration Date: 06/18/2015 12:07

Instrument ID: A3UX10 Calib Start Date: 05/18/2015 22:56

GC Column: DB-624 ID: 0.18(mm) Calib End Date: 05/19/2015 00:48

Lab File ID: UXX9443.D Conc. Units: ng/uL Heated Purge: (Y/N) N

ANALYTE	CURVE TYPE	AVE RRF	RRF	MIN RRF	CALC AMOUNT	SPIKE AMOUNT	%D	MAX %D
Acetonitrile	Ave	0.0312	0.0317		0.101	0.100	1.4	20.0
Diisopropyl ether	Ave	0.2128	0.2247		0.0106	0.0100	5.6	20.0
2-Chloro-1,3-butadiene	Ave	0.3856	0.3546		0.00919	0.0100	-8.1	20.0
Ethyl-t-butyl ether (ETBE)	Ave	0.7367	0.6699		0.00909	0.0100	-9.1	20.0
Ethyl acetate	Ave	0.0532	0.0456		0.0171	0.0200	-14.3	20.0
Propionitrile	Ave	0.0306	0.0329		0.107	0.100	7.5	20.0
Methacrylonitrile	Ave	0.1436	0.1364		0.0950	0.100	-5.0	20.0
Tert-amyl-methyl ether (TAME)	Ave	0.6128	0.6209		0.0101	0.0100	1.3	20.0
n-Butanol	Ave	0.0068	0.0058		0.212	0.250	-15.2	20.0
Ethyl acrylate	Ave	0.2435	0.2298		0.00944	0.0100	-5.6	20.0
Methyl methacrylate	Ave	0.2039	0.1784		0.0175	0.0200	-12.5	20.0
2-Nitropropane	Ave	0.0502	0.0421		0.0168	0.0200	-16.2	20.0
n-Butyl acetate	Ave	0.0549	0.0413		0.00100	0.0100	-24.7*	20.0
1-Chlorohexane	Ave	0.3247	0.3642		0.0112	0.0100	12.2	20.0
Cyclohexanone	Ave	0.0159	0.0112		0.0704	0.100	-29.6*	20.0
1,2,3-Trimethylbenzene	Ave	2.148	2.460		0.0115	0.0100	14.5	20.0
1,3,5-Trichlorobenzene	Ave	0.7005	0.8998		0.0128	0.0100	28.4*	20.0
2-Methylnaphthalene	Ave	0.7078	0.2818		0.00796	0.0200	-60.2*	20.0

FORM V
GC/MS VOA INSTRUMENT PERFORMANCE CHECK
BROMOFLUOROBENZENE (BFB)

Lab Name: TestAmerica Canton Job No.: 240-51914-1

SDG No.:

Lab File ID: BFB7110.D BFB Injection Date: 06/19/2015

Instrument ID: A3UX10 BFB Injection Time: 00:14

Analysis Batch No.: 185753

M/E	ION ABUNDANCE CRITERIA	% RELATIVE ABUNDANCE	
50	15.0 - 40.0 % of mass 95	17.6	
75	30.0 - 60.0 % of mass 95	48.6	
95	Base Peak, 100% relative abundance	100.0	
96	5.0 - 9.0 % of mass 95	6.8	
173	Less than 2.0 % of mass 174	0.2	(0.2)1
174	50.0 - 120.00 % of mass 95	92.6	
175	5.0 - 9.0 % of mass 174	7.0	(7.6)1
176	95.0 - 101.0 % of mass 174	88.4	(95.5)1
177	5.0 - 9.0 % of mass 176	5.4	(6.1)2

1-Value is % mass 174 2-Value is % mass 176

THIS CHECK APPLIES TO THE FOLLOWING SAMPLES, MS, MSD, BLANKS AND STANDARDS:

CLIENT SAMPLE ID	LAB SAMPLE ID	LAB FILE ID	DATE ANALYZED	TIME ANALYZED
	CCVIS 240-185753/2	UXX9470.D	06/19/2015	00:36
	CCV 240-185753/3	UXX9471.D	06/19/2015	00:58
	LCS 240-185753/4	UXX9472.D	06/19/2015	01:21
	MB 240-185753/6	UXX9474.D	06/19/2015	02:05
MSA-SW42A-061115	240-51914-21	UXX9475.D	06/19/2015	02:28
MSA-SW42B-061115	240-51914-22	UXX9476.D	06/19/2015	02:50
MSA-SW42C-061115	240-51914-23	UXX9477.D	06/19/2015	03:12
MSA-SW42D-061115	240-51914-24	UXX9478.D	06/19/2015	03:35
MSA-SW43A-061115	240-51914-25	UXX9479.D	06/19/2015	03:57
MSA-SW43B-061115	240-51914-26	UXX9480.D	06/19/2015	04:19
MSA-SW43C-061115	240-51914-27	UXX9481.D	06/19/2015	04:41
MSA-SW43D-061115	240-51914-28	UXX9482.D	06/19/2015	05:04
MSA-SW44A-061115	240-51914-29	UXX9483.D	06/19/2015	05:26
MSA-SW44B-061115	240-51914-30	UXX9484.D	06/19/2015	05:48
MSA-SW44C-061115	240-51914-31	UXX9485.D	06/19/2015	06:11
MSA-SW44D-061115	240-51914-32	UXX9486.D	06/19/2015	06:33
MSA-SW45A-061115	240-51914-33	UXX9487.D	06/19/2015	06:55
MSA-SW45B-061115	240-51914-34	UXX9488.D	06/19/2015	07:17
MSA-SW45C-061115	240-51914-35	UXX9489.D	06/19/2015	07:40
MSA-SW45D-061115	240-51914-36	UXX9490.D	06/19/2015	08:02
EL-SW01A-061115	240-51914-37	UXX9491.D	06/19/2015	08:24
EL-SW01B-061115	240-51914-38	UXX9492.D	06/19/2015	08:47
EL-SW01C-061115	240-51914-39	UXX9493.D	06/19/2015	09:35
EL-SW01D-061115	240-51914-40	UXX9494.D	06/19/2015	09:58
MSA-SW42A-061115 MS	240-51914-21 MS	UXX9495.D	06/19/2015	10:20
MSA-SW42A-061115 MSD	240-51914-21 MSD	UXX9496.D	06/19/2015	10:43

FORM VII
GC/MS VOA CONTINUING CALIBRATION DATA

Lab Name: TestAmerica Canton Job No.: 240-51914-1

SDG No.:

Lab Sample ID: CCVIS 240-185753/2 Calibration Date: 06/19/2015 00:36

Instrument ID: A3UX10 Calib Start Date: 06/17/2015 10:33

GC Column: DB-624 ID: 0.18(mm) Calib End Date: 06/17/2015 12:49

Lab File ID: UXX9470.D Conc. Units: ng/uL Heated Purge: (Y/N) N

ANALYTE	CURVE TYPE	AVE RRF	RRF	MIN RRF	CALC AMOUNT	SPIKE AMOUNT	%D	MAX %D
Dichlorodifluoromethane	Ave	0.2512	0.1889	0.1000	0.00752	0.0100	-24.8*	20.0
Chloromethane	Ave	0.2820	0.2743	0.1000	0.00973	0.0100	-2.7	20.0
Vinyl chloride	Ave	0.2846	0.2674	0.1000	0.00940	0.0100	-6.0	20.0
Butadiene	Ave	0.2512	0.2183		0.00869	0.0100	-13.1	20.0
Bromomethane	Ave	0.1402	0.1348	0.0500	0.00962	0.0100	-3.8	20.0
Chloroethane	Ave	0.1703	0.1555	0.0500	0.00913	0.0100	-8.7	20.0
Dichlorofluoromethane	Ave	0.3994	0.3724		0.00932	0.0100	-6.8	20.0
Trichlorofluoromethane	Ave	0.2664	0.2509	0.1000	0.00942	0.0100	-5.8	20.0
Ethyl ether	Ave	0.2118	0.1948		0.00920	0.0100	-8.0	20.0
Acrolein	Ave	0.0236	0.0207		0.0438	0.0500	-12.4	20.0
1,1-Dichloroethene	Ave	0.2352	0.2058	0.1000	0.00875	0.0100	-12.5	20.0
1,1,2-Trichloro-1,2,2-trichf luoroethane	Ave	0.1750	0.1568	0.0500	0.00896	0.0100	-10.4	20.0
Acetone	Lin1		0.0736	0.0500	0.0166	0.0200	-17.0	20.0
Iodomethane	Ave	0.3952	0.3771		0.00954	0.0100	-4.6	20.0
Carbon disulfide	Ave	0.6846	0.6257	0.1000	0.00914	0.0100	-8.6	20.0
3-Chloro-1-propene	Ave	0.1427	0.1287		0.00902	0.0100	-9.8	20.0
Methyl acetate	Ave	0.1598	0.1543	0.1000	0.0483	0.0500	-3.4	20.0
Methylene Chloride	Lin1		0.2844	0.1000	0.0101	0.0100	1.2	20.0
tert-Butyl alcohol	Ave	0.0140	0.0127		0.0903	0.100	-9.7	20.0
Acrylonitrile	Ave	0.0808	0.0795		0.0983	0.100	-1.7	20.0
Methyl tert-butyl ether	Ave	0.6201	0.5764	0.1000	0.00930	0.0100	-7.0	20.0
trans-1,2-Dichloroethene	Ave	0.2655	0.2383	0.1000	0.00897	0.0100	-10.3	20.0
Hexane	Ave	0.0523	0.0457		0.00874	0.0100	-12.6	20.0
1,1-Dichloroethane	Ave	0.4404	0.3946	0.1000	0.00896	0.0100	-10.4	20.0
Vinyl acetate	Ave	0.2914	0.2339		0.00803	0.0100	-19.7	20.0
2,2-Dichloropropane	Ave	0.2479	0.1829		0.00738	0.0100	-26.2*	20.0
cis-1,2-Dichloroethene	Ave	0.2721	0.2504	0.1000	0.00920	0.0100	-8.0	20.0
2-Butanone	Ave	0.0913	0.0808	0.0500	0.0177	0.0200	-11.5	20.0
Bromochloromethane	Ave	0.1359	0.1241		0.00913	0.0100	-8.7	20.0
Tetrahydrofuran	Ave	0.0556	0.0504		0.0181	0.0200	-9.3	20.0
Chloroform	Ave	0.4429	0.3897	0.2000	0.00880	0.0100	-12.0	20.0
1,1,1-Trichloroethane	Ave	0.3302	0.2888	0.1000	0.00875	0.0100	-12.5	20.0
Cyclohexane	Ave	0.3245	0.2801	0.1000	0.00863	0.0100	-13.7	20.0
1,1-Dichloropropene	Ave	0.2801	0.2392		0.00854	0.0100	-14.6	20.0
Carbon tetrachloride	Ave	0.2719	0.2316	0.1000	0.00852	0.0100	-14.8	20.0
Isobutyl alcohol	Ave	0.0077	0.0078		0.253	0.250	1.2	20.0
Benzene	Ave	0.9829	0.9062	0.5000	0.00922	0.0100	-7.8	20.0
1,2-Dichloroethane	Ave	0.3206	0.2948	0.1000	0.00920	0.0100	-8.0	20.0
n-Heptane	Lin1		0.0361		0.00796	0.0100	-20.4*	20.0
Trichloroethene	Ave	0.2519	0.2182	0.2000	0.00866	0.0100	-13.4	20.0

FORM VII
GC/MS VOA CONTINUING CALIBRATION DATA

Lab Name: TestAmerica Canton Job No.: 240-51914-1

SDG No.:

Lab Sample ID: CCVIS 240-185753/2 Calibration Date: 06/19/2015 00:36

Instrument ID: A3UX10 Calib Start Date: 06/17/2015 10:33

GC Column: DB-624 ID: 0.18(mm) Calib End Date: 06/17/2015 12:49

Lab File ID: UXX9470.D Conc. Units: ng/uL Heated Purge: (Y/N) N

ANALYTE	CURVE TYPE	AVE RRF	RRF	MIN RRF	CALC AMOUNT	SPIKE AMOUNT	%D	MAX %D
Methylcyclohexane	Ave	0.3122	0.2628	0.1000	0.00842	0.0100	-15.8	20.0
1,2-Dichloropropane	Ave	0.2172	0.2072	0.1000	0.00954	0.0100	-4.6	20.0
Dibromomethane	Ave	0.1374	0.1336		0.00973	0.0100	-2.7	20.0
1,4-Dioxane	Ave	0.0022	0.0020		0.177	0.200	-11.6	20.0
Bromodichloromethane	Ave	0.2779	0.2580	0.1000	0.00928	0.0100	-7.2	20.0
2-Chloroethyl vinyl ether	Lin1		0.1167		0.0196	0.0200	-2.2	20.0
cis-1,3-Dichloropropene	Ave	0.2966	0.2844	0.1500	0.00959	0.0100	-4.1	20.0
4-Methyl-2-pentanone	Ave	0.1526	0.1700	0.0500	0.0223	0.0200	11.4	20.0
Toluene	Ave	1.274	1.276	0.4000	0.0100	0.0100	0.2	20.0
trans-1,3-Dichloropropene	Lin1		0.3345	0.1000	0.00884	0.0100	-11.6	20.0
Ethyl methacrylate	Lin1		0.3271		0.00985	0.0100	-1.5	20.0
1,1,2-Trichloroethane	Ave	0.2699	0.2907	0.1000	0.0108	0.0100	7.7	20.0
Tetrachloroethene	Ave	0.2589	0.2384	0.2000	0.00921	0.0100	-7.9	20.0
1,3-Dichloropropane	Ave	0.4627	0.4874		0.0105	0.0100	5.3	20.0
2-Hexanone	Ave	0.1425	0.1499	0.0500	0.0210	0.0200	5.2	20.0
Dibromochloromethane	Ave	0.2667	0.2777		0.0104	0.0100	4.1	20.0
1,2-Dibromoethane	Ave	0.2564	0.2645		0.0103	0.0100	3.1	20.0
Chlorobenzene	Ave	0.8910	0.8448	0.3000	0.00948	0.0100	-5.2	20.0
1,1,1,2-Tetrachloroethane	Ave	0.2942	0.2927		0.00995	0.0100	-0.5	20.0
Ethylbenzene	Ave	0.4471	0.4195		0.00938	0.0100	-6.2	20.0
m-Xylene & p-Xylene	Lin1		0.5192		0.00877	0.0100	-12.3	20.0
o-Xylene	Lin1		0.5014		0.00868	0.0100	-13.2	20.0
Styrene	Lin1		0.8841	0.3000	0.00903	0.0100	-9.7	20.0
Bromoform	Lin1		0.1573	0.1000	0.00867	0.0100	-13.3	20.0
Isopropylbenzene	Lin1		1.183	0.1000	0.00821	0.0100	-17.9	20.0
1,1,2,2-Tetrachloroethane	Ave	0.6236	0.6311	0.3000	0.0101	0.0100	1.2	20.0
Bromobenzene	Ave	0.6808	0.6515		0.00957	0.0100	-4.3	20.0
1,2,3-Trichloropropane	Ave	0.2102	0.2063		0.00982	0.0100	-1.8	20.0
trans-1,4-Dichloro-2-butene	Lin1		0.1497		0.00811	0.0100	-18.9	20.0
n-Propylbenzene	Lin1		0.6560		0.00875	0.0100	-12.5	20.0
2-Chlorotoluene	Ave	0.6137	0.5791		0.00944	0.0100	-5.6	20.0
1,3,5-Trimethylbenzene	Lin1		1.830		0.00866	0.0100	-13.4	20.0
4-Chlorotoluene	Ave	0.6623	0.6284		0.00949	0.0100	-5.1	20.0
tert-Butylbenzene	Lin1		1.465		0.00815	0.0100	-18.5	20.0
1,2,4-Trimethylbenzene	Lin1		1.924		0.00873	0.0100	-12.7	20.0
sec-Butylbenzene	Lin1		1.986		0.00818	0.0100	-18.2	20.0
1,3-Dichlorobenzene	Ave	1.271	1.144	0.6000	0.00900	0.0100	-10.0	20.0
p-Isopropyltoluene	Lin1		1.772		0.00836	0.0100	-16.4	20.0
1,4-Dichlorobenzene	Ave	1.337	1.162	0.5000	0.00869	0.0100	-13.1	20.0
n-Butylbenzene	Lin1		1.338		0.00773	0.0100	-22.7*	20.0
1,2-Dichlorobenzene	Ave	1.229	1.120	0.4000	0.00911	0.0100	-8.9	20.0

FORM VII 8260C

FORM VII
GC/MS VOA CONTINUING CALIBRATION DATA

Lab Name: TestAmerica Canton Job No.: 240-51914-1

SDG No.:

Lab Sample ID: CCVIS 240-185753/2 Calibration Date: 06/19/2015 00:36

Instrument ID: A3UX10 Calib Start Date: 06/17/2015 10:33

GC Column: DB-624 ID: 0.18(mm) Calib End Date: 06/17/2015 12:49

Lab File ID: UXX9470.D Conc. Units: ng/uL Heated Purge: (Y/N) N

ANALYTE	CURVE TYPE	AVE RRF	RRF	MIN RRF	CALC AMOUNT	SPIKE AMOUNT	%D	MAX %D
1,2-Dibromo-3-Chloropropane	Ave	0.0874	0.0843	0.0500	0.00965	0.0100	-3.5	20.0
1,2,4-Trichlorobenzene	Ave	0.6573	0.4979	0.2000	0.00757	0.0100	-24.3*	20.0
Hexachlorobutadiene	Ave	0.2537	0.1780		0.00702	0.0100	-29.8*	20.0
Naphthalene	Lin1		1.111		0.00732	0.0100	-26.8*	20.0
1,2,3-Trichlorobenzene	Ave	0.6470	0.4854		0.00750	0.0100	-25.0*	20.0
Dibromofluoromethane (Surr)	Ave	0.2222	0.2004		0.0111	0.0123	-9.8	20.0
1,2-Dichloroethane-d4 (Surr)	Ave	0.2703	0.2298		0.0105	0.0123	-15.0	20.0
Toluene-d8 (Surr)	Ave	1.070	1.150		0.0132	0.0123	7.5	20.0
4-Bromofluorobenzene (Surr)	Ave	0.4040	0.3943		0.0120	0.0123	-2.4	20.0

FORM VII
GC/MS VOA CONTINUING CALIBRATION DATA

Lab Name: TestAmerica Canton Job No.: 240-51914-1

SDG No.:

Lab Sample ID: CCV 240-185753/3 Calibration Date: 06/19/2015 00:58

Instrument ID: A3UX10 Calib Start Date: 05/18/2015 22:56

GC Column: DB-624 ID: 0.18(mm) Calib End Date: 05/19/2015 00:48

Lab File ID: UXX9471.D Conc. Units: ng/uL Heated Purge: (Y/N) N

ANALYTE	CURVE TYPE	AVE RRF	RRF	MIN RRF	CALC AMOUNT	SPIKE AMOUNT	%D	MAX %D
Acetonitrile	Ave	0.0312	0.0308		0.0985	0.100	-1.5	20.0
Diisopropyl ether	Ave	0.2128	0.2119		0.00996	0.0100	-0.4	20.0
2-Chloro-1,3-butadiene	Ave	0.3856	0.3125		0.00810	0.0100	-19.0	20.0
Ethyl-t-butyl ether (ETBE)	Ave	0.7367	0.5930		0.00805	0.0100	-19.5	20.0
Ethyl acetate	Ave	0.0532	0.0410		0.0154	0.0200	-22.9*	20.0
Propionitrile	Ave	0.0306	0.0305		0.0996	0.100	-0.4	20.0
Methacrylonitrile	Ave	0.1436	0.1299		0.0905	0.100	-9.5	20.0
Tert-amyl-methyl ether (TAME)	Ave	0.6128	0.5462		0.00891	0.0100	-10.9	20.0
n-Butanol	Ave	0.0068	0.0052		0.190	0.250	-24.0*	20.0
Ethyl acrylate	Ave	0.2435	0.2144		0.00881	0.0100	-11.9	20.0
Methyl methacrylate	Ave	0.2039	0.1637		0.0161	0.0200	-19.7	20.0
2-Nitropropane	Ave	0.0502	0.0356		0.0142	0.0200	-29.1*	20.0
n-Butyl acetate	Ave	0.0549	0.0401		0.00100	0.0100	-27.0*	20.0
1-Chlorohexane	Ave	0.3247	0.3060		0.00943	0.0100	-5.7	20.0
Cyclohexanone	Ave	0.0159	0.0107		0.0671	0.100	-32.9*	20.0
1,2,3-Trimethylbenzene	Ave	2.148	2.373		0.0110	0.0100	10.5	20.0
1,3,5-Trichlorobenzene	Ave	0.7005	0.8233		0.0118	0.0100	17.5	20.0
2-Methylnaphthalene	Ave	0.7078	0.2444		0.00690	0.0200	-65.5*	20.0

FORM V
GC/MS VOA INSTRUMENT PERFORMANCE CHECK
BROMOFLUOROBENZENE (BFB)

Lab Name: TestAmerica Canton Job No.: 240-51914-1

SDG No.:

Lab File ID: BFB619.D BFB Injection Date: 06/10/2015

Instrument ID: A3UX17 BFB Injection Time: 12:00

Analysis Batch No.: 184562

M/E	ION ABUNDANCE CRITERIA	% RELATIVE ABUNDANCE	
50	15.0 - 40.0 % of mass 95	24.9	
75	30.0 - 60.0 % of mass 95	52.5	
95	Base Peak, 100% relative abundance	100.0	
96	5.0 - 9.0 % of mass 95	6.1	
173	Less than 2.0 % of mass 174	0.6	(0.8)1
174	50.0 - 120.00 % of mass 95	73.0	
175	5.0 - 9.0 % of mass 174	5.2	(7.1)1
176	95.0 - 101.0 % of mass 174	69.4	(95.1)1
177	5.0 - 9.0 % of mass 176	4.1	(5.9)2

1-Value is % mass 174 2-Value is % mass 176

THIS CHECK APPLIES TO THE FOLLOWING SAMPLES, MS, MSD, BLANKS AND STANDARDS:

CLIENT SAMPLE ID	LAB SAMPLE ID	LAB FILE ID	DATE ANALYZED	TIME ANALYZED
	STDA9 240-184562/3	UXR4071.D	06/10/2015	12:50
	STDA9 240-184562/4	UXR4072.D	06/10/2015	13:13
	STDA9 240-184562/5	UXR4073.D	06/10/2015	13:36
	STDA9 240-184562/6	UXR4074.D	06/10/2015	13:58
	STDA9 240-184562/7	UXR4075.D	06/10/2015	14:21
	STDA9 240-184562/8	UXR4076.D	06/10/2015	14:44
	ICV 240-184562/9	UXR4077.D	06/10/2015	15:06

FORM VI
GC/MS VOA INITIAL CALIBRATION DATA
INTERNAL STANDARD CURVE EVALUATION

Lab Name: TestAmerica Canton Job No.: 240-51914-1 Analy Batch No.: 184562

SDG No.:

Instrument ID: A3UX17 GC Column: DB-624 ID: 0.18(mm) Heated Purge: (Y/N) N

Calibration Start Date: 06/10/2015 12:50 Calibration End Date: 06/10/2015 14:44 Calibration ID: 28904

Calibration Files:

LEVEL:	LAB SAMPLE ID:	LAB FILE ID:
Level 1	STDA9 240-184562/8	UXR4076.D
Level 2	STDA9 240-184562/7	UXR4075.D
Level 3	STDA9 240-184562/6	UXR4074.D
Level 4	STDA9 240-184562/5	UXR4073.D
Level 5	STDA9 240-184562/4	UXR4072.D
Level 6	STDA9 240-184562/3	UXR4071.D

ANALYTE	RRF					CURVE TYPE	COEFFICIENT			#	MIN RRF	%RSD	#	MAX %RSD	R^2 OR COD	#	MIN R^2 OR COD
	LVL 1 LVL 6	LVL 2	LVL 3	LVL 4	LVL 5		B	M1	M2								
Acetonitrile	0.0462 0.0514	0.0546	0.0423	0.0465	0.0510	Ave		0.0487				9.2		15.0			
Diisopropyl ether	0.2132 0.2393	0.2030	0.1978	0.2214	0.2368	Ave		0.2186				7.9		15.0			
2-Chloro-1,3-butadiene	0.5067 0.6239	0.5370	0.5458	0.5752	0.6020	Ave		0.5651				7.7		15.0			
Ethyl-t-butyl ether (ETBE)	0.7595 0.8712	0.7848	0.7780	0.8208	0.8686	Ave		0.8138				5.9		15.0			
Ethyl acetate	0.0939 0.0821	0.0892	0.0758	0.0776	0.0809	Ave		0.0832				8.4		15.0			
Propionitrile	0.0523 0.0535	0.0518	0.0503	0.0529	0.0544	Ave		0.0525				2.7		15.0			
Methacrylonitrile	0.2528 0.2442	0.2558	0.2465	0.2505	0.2506	Ave		0.2501				1.7		15.0			
Tert-amyl-methyl ether (TAME)	0.5261 0.6033	0.5575	0.5461	0.5743	0.6068	Ave		0.5690				5.6		15.0			
n-Butanol	0.0073 0.0097	0.0087	0.0085	0.0086	0.0096	Ave		0.0087				10.0		15.0			
Ethyl acrylate	0.3188 0.4184	0.3423	0.3455	0.3682	0.4099	Ave		0.3672				10.8		15.0			
Methyl methacrylate	0.2770 0.3465	0.2946	0.2914	0.3211	0.3417	Ave		0.3121				9.2		15.0			
2-Nitropropane	0.0580 0.0744	0.0615	0.0564	0.0593	0.0672	Ave		0.0628				10.9		15.0			
n-Butyl acetate	0.0772 0.0765	0.0747	0.0593	0.0619	0.0704	Ave		0.0700				11.0		15.0			
1-Chlorohexane	0.3244 0.4273	0.3392	0.3351	0.3658	0.4089	Ave		0.3668				11.6		15.0			
Cyclohexanone	0.0219 0.0198	0.0190	0.0181	0.0180	0.0198	Ave		0.0194				7.5		15.0			

Note: The m1 coefficient is the same as Ave RRF for an Ave curve type.

FORM VI
GC/MS VOA INITIAL CALIBRATION DATA
INTERNAL STANDARD CURVE EVALUATION

Lab Name: TestAmerica Canton Job No.: 240-51914-1 Analy Batch No.: 184562

SDG No.:

Instrument ID: A3UX17 GC Column: DB-624 ID: 0.18(mm) Heated Purge: (Y/N) N

Calibration Start Date: 06/10/2015 12:50 Calibration End Date: 06/10/2015 14:44 Calibration ID: 28904

ANALYTE	RRF					CURVE TYPE	COEFFICIENT			#	MIN RRF	%RSD	#	MAX %RSD	R^2 OR COD	#	MIN R^2 OR COD
	LVL 1 LVL 6	LVL 2	LVL 3	LVL 4	LVL 5		B	M1	M2								
1,2,3-Trimethylbenzene	2.3437 2.9559	2.3912	2.5672	2.8004	3.0300	Ave		2.6814				10.8		15.0			
1,3,5-Trichlorobenzene	0.9071 0.9360	0.9568	0.9711	0.9352	0.9624	Ave		0.9448				2.5		15.0			
2-Methylnaphthalene	0.4970 0.9913	0.6096	0.7125	0.9742	1.1731	Qua	-3.697	1.3608	-0.003971						0.9950		0.9900

Note: The m1 coefficient is the same as Ave RRF for an Ave curve type.

FORM V
GC/MS VOA INSTRUMENT PERFORMANCE CHECK
BROMOFLUOROBENZENE (BFB)

Lab Name: TestAmerica Canton Job No.: 240-51914-1

SDG No.:

Lab File ID: BFB627.D BFB Injection Date: 06/15/2015

Instrument ID: A3UX17 BFB Injection Time: 11:36

Analysis Batch No.: 185152

M/E	ION ABUNDANCE CRITERIA	% RELATIVE ABUNDANCE	
50	15.0 - 40.0 % of mass 95	25.2	
75	30.0 - 60.0 % of mass 95	53.1	
95	Base Peak, 100% relative abundance	100.0	
96	5.0 - 9.0 % of mass 95	6.8	
173	Less than 2.0 % of mass 174	0.0	(0.0)1
174	50.0 - 120.00 % of mass 95	68.0	
175	5.0 - 9.0 % of mass 174	4.3	(6.3)1
176	95.0 - 101.0 % of mass 174	65.1	(95.7)1
177	5.0 - 9.0 % of mass 176	5.0	(7.7)2

1-Value is % mass 174 2-Value is % mass 176

THIS CHECK APPLIES TO THE FOLLOWING SAMPLES, MS, MSD, BLANKS AND STANDARDS:

CLIENT SAMPLE ID	LAB SAMPLE ID	LAB FILE ID	DATE ANALYZED	TIME ANALYZED
	STD8260 240-185152/2	UXR4178.D	06/15/2015	12:08
	STD8260 240-185152/3	UXR4179.D	06/15/2015	12:31
	STD8260 240-185152/4	UXR4180.D	06/15/2015	12:53
	STD8260 240-185152/5	UXR4181.D	06/15/2015	13:16
	STD8260 240-185152/6	UXR4182.D	06/15/2015	13:39
	STD8260 240-185152/7	UXR4183.D	06/15/2015	14:01
	ICV 240-185152/8	UXR4184.D	06/15/2015	14:24

FORM VI
GC/MS VOA INITIAL CALIBRATION DATA
INTERNAL STANDARD CURVE EVALUATION

Lab Name: TestAmerica Canton Job No.: 240-51914-1 Analy Batch No.: 185152

SDG No.:

Instrument ID: A3UX17 GC Column: DB-624 ID: 0.18(mm) Heated Purge: (Y/N) N

Calibration Start Date: 06/15/2015 12:08 Calibration End Date: 06/15/2015 14:01 Calibration ID: 28919

Calibration Files:

LEVEL:	LAB SAMPLE ID:	LAB FILE ID:
Level 1	STD8260 240-185152/7	UXR4183.D
Level 2	STD8260 240-185152/6	UXR4182.D
Level 3	STD8260 240-185152/5	UXR4181.D
Level 4	STD8260 240-185152/4	UXR4180.D
Level 5	STD8260 240-185152/3	UXR4179.D
Level 6	STD8260 240-185152/2	UXR4178.D

ANALYTE	RRF					CURVE TYPE	COEFFICIENT			#	MIN RRF	%RSD	#	MAX %RSD	R^2 OR COD	#	MIN R^2 OR COD
	LVL 1 LVL 6	LVL 2	LVL 3	LVL 4	LVL 5		B	M1	M2								
Dichlorodifluoromethane	0.4085 0.3616	0.3326	0.3368	0.3501	0.3452	Ave		0.3558			0.1000	7.8		15.0			
Chloromethane	0.7314 0.4760	0.5318	0.4736	0.4938	0.4691	Lin1	0.1240	0.4699			0.1000				1.0000		0.9900
Vinyl chloride	0.5108 0.3483	0.3771	0.3491	0.3593	0.3465	Lin1	0.0766	0.3452			0.1000				1.0000		0.9900
Butadiene	0.2751 0.1796	0.1644	0.1569	0.1797	0.1528	Lin1	0.0331	0.1689							0.9920		0.9900
Bromomethane	0.2068 0.1109	0.1279	0.1177	0.1234	0.1121	Lin1	0.0469	0.1107			0.0500				0.9990		0.9900
Chloroethane	0.2765 0.1596	0.1925	0.1711	0.1733	0.1689	Lin1	0.0602	0.1615							0.9990		0.9900
Dichlorofluoromethane	0.7214 0.4596	0.4966	0.4638	0.4810	0.4659	Lin1	0.1190	0.4577							1.0000		0.9900
Trichlorofluoromethane	0.5386 0.4387	0.4146	0.4006	0.4218	0.4228	Ave		0.4395			0.1000	11.4		15.0			
Ethyl ether	0.4534 0.3054	0.3509	0.3105	0.3334	0.3157	Lin1	0.0766	0.3082							0.9990		0.9900
Acrolein	0.0517 0.0400	0.0425	0.0417	0.0431	0.0434	Ave		0.0437				9.3		15.0			
1,1-Dichloroethene	0.3405 0.2676	0.2571	0.2467	0.2636	0.2605	Ave		0.2727			0.1000	12.5		15.0			
1,1,2-Trichloro-1,2,2-trichfluoroethan e	0.2216 0.2126	0.1833	0.1986	0.1953	0.1984	Ave		0.2016			0.0500	6.7		15.0			
Acetone	0.2225 0.0967	0.1194	0.1147	0.1140	0.1147	Lin1	0.1205	0.1015			0.0500				0.9930		0.9900
Iodomethane	0.4642 0.3512	0.3609	0.3367	0.3673	0.3423	Ave		0.3704				12.8		15.0			
Carbon disulfide	0.9001 0.8628	0.7671	0.7104	0.7847	0.7996	Ave		0.8041			0.1000	8.5		15.0			

Note: The m1 coefficient is the same as Ave RRF for an Ave curve type.

FORM VI
GC/MS VOA INITIAL CALIBRATION DATA
INTERNAL STANDARD CURVE EVALUATION

Lab Name: TestAmerica Canton Job No.: 240-51914-1 Analy Batch No.: 185152

SDG No.:

Instrument ID: A3UX17 GC Column: DB-624 ID: 0.18(mm) Heated Purge: (Y/N) N

Calibration Start Date: 06/15/2015 12:08 Calibration End Date: 06/15/2015 14:01 Calibration ID: 28919

ANALYTE	RRF					CURVE TYPE	COEFFICIENT			#	MIN RRF	%RSD	#	MAX %RSD	R^2 OR COD	#	MIN R^2 OR COD
	LVL 1 LVL 6	LVL 2	LVL 3	LVL 4	LVL 5		B	M1	M2								
3-Chloro-1-propene	0.1665 0.1736	0.1542	0.1450	0.1566	0.1637	Ave		0.1599				6.3		15.0			
Methyl acetate	0.3699 0.2860	0.2985	0.2995	0.3156	0.3069	Ave		0.3127			0.1000	9.5		15.0			
Methylene Chloride	0.6208 0.2838	0.3664	0.3082	0.3117	0.2911	Lin1	0.1705	0.2820			0.1000				1.0000		0.9900
tert-Butyl alcohol	0.0220 +++++	0.0152	0.0175	0.0187	0.0191	Ave		0.0185				13.3		15.0			
Acrylonitrile	0.1807 0.1365	0.1480	0.1451	0.1509	0.1487	Ave		0.1516				9.9		15.0			
Methyl tert-butyl ether	0.8036 0.6755	0.6681	0.6756	0.7198	0.7089	Ave		0.7086			0.1000	7.2		15.0			
trans-1,2-Dichloroethene	0.3556 0.2688	0.2745	0.2718	0.2810	0.2687	Ave		0.2867			0.1000	11.9		15.0			
Hexane	0.0585 0.0785	0.0604	0.0711	0.0746	0.0761	Ave		0.0699				12.1		15.0			
1,1-Dichloroethane	0.7420 0.5830	0.6032	0.5796	0.5873	0.5793	Ave		0.6124			0.1000	10.5		15.0			
Vinyl acetate	0.5337 0.5991	0.4843	0.5134	0.5670	0.6027	Ave		0.5500				8.7		15.0			
2,2-Dichloropropane	0.3008 0.2503	0.2587	0.2349	0.2623	0.2601	Ave		0.2612				8.4		15.0			
cis-1,2-Dichloroethene	0.3562 0.2841	0.2995	0.2870	0.2937	0.2845	Ave		0.3008			0.1000	9.2		15.0			
2-Butanone	0.2090 0.1555	0.1605	0.1684	0.1747	0.1738	Ave		0.1736			0.0500	10.9		15.0			
Bromochloromethane	0.1681 0.1328	0.1431	0.1384	0.1391	0.1334	Ave		0.1425				9.2		15.0			
Tetrahydrofuran	0.1332 0.1031	0.1038	0.1047	0.1096	0.1121	Ave		0.1111				10.3		15.0			
Chloroform	0.6351 0.4966	0.5174	0.4887	0.5122	0.4952	Ave		0.5242				10.6		15.0			
1,1,1-Trichloroethane	0.3928 0.3599	0.3368	0.3348	0.3726	0.3707	Ave		0.3613			0.1000	6.2		15.0			
Cyclohexane	0.5812 0.6701	0.5750	0.6071	0.6506	0.6480	Ave		0.6220			0.1000	6.4		15.0			
1,1-Dichloropropene	0.4174 0.3828	0.3605	0.3558	0.3901	0.3814	Ave		0.3813				5.8		15.0			
Carbon tetrachloride	0.3654 0.3453	0.2993	0.3053	0.3247	0.3298	Ave		0.3283			0.1000	7.5		15.0			

Note: The m1 coefficient is the same as Ave RRF for an Ave curve type.

FORM VI
GC/MS VOA INITIAL CALIBRATION DATA
INTERNAL STANDARD CURVE EVALUATION

Lab Name: TestAmerica Canton Job No.: 240-51914-1 Analy Batch No.: 185152

SDG No.:

Instrument ID: A3UX17 GC Column: DB-624 ID: 0.18(mm) Heated Purge: (Y/N) N

Calibration Start Date: 06/15/2015 12:08 Calibration End Date: 06/15/2015 14:01 Calibration ID: 28919

ANALYTE	RRF					CURVE TYPE	COEFFICIENT			#	MIN RRF	%RSD	#	MAX %RSD	R^2 OR COD	#	MIN R^2 OR COD
	LVL 1 LVL 6	LVL 2	LVL 3	LVL 4	LVL 5		B	M1	M2								
Isobutyl alcohol	0.0191 0.0129	0.0139	0.0154	0.0164	0.0159	Ave		0.0156				13.7		15.0			
Benzene	1.4507 1.1639	1.2587	1.1687	1.2064	1.1873	Ave		1.2393			0.5000	8.8		15.0			
1,2-Dichloroethane	0.5995 0.4875	0.4957	0.4810	0.4911	0.4830	Ave		0.5063			0.1000	9.1		15.0			
n-Heptane	0.0530 0.0666	0.0510	0.0546	0.0606	0.0626	Ave		0.0580				10.5		15.0			
Trichloroethene	0.3632 0.2765	0.2902	0.2647	0.2865	0.2828	Ave		0.2940			0.2000	11.9		15.0			
Methylcyclohexane	0.3894 0.4389	0.3347	0.3757	0.4219	0.4379	Ave		0.3998			0.1000	10.2		15.0			
1,2-Dichloropropane	0.3936 0.3212	0.3199	0.3215	0.3274	0.3231	Ave		0.3345			0.1000	8.7		15.0			
Dibromomethane	0.2190 0.1571	0.1525	0.1505	0.1582	0.1573	Lin1	0.0214	0.1555							0.9990		0.9900
1,4-Dioxane	0.0020 +++++	0.0018	0.0025	0.0026	0.0027	Lin1	-0.011	0.0027							0.9960		0.9900
Bromodichloromethane	0.3756 0.3732	0.3198	0.3208	0.3526	0.3571	Ave		0.3498			0.1000	7.0		15.0			
2-Chloroethyl vinyl ether	0.1811 0.2046	0.1509	0.1768	0.1957	0.2096	Ave		0.1864				11.6		15.0			
cis-1,3-Dichloropropene	0.3640 0.4271	0.3308	0.3481	0.3931	0.4134	Ave		0.3794			0.1500	10.0		15.0			
4-Methyl-2-pentanone	0.3155 0.3460	0.3039	0.3222	0.3456	0.3570	Ave		0.3317			0.0500	6.3		15.0			
Toluene	1.8203 1.7607	1.7530	1.7026	1.7501	1.6879	Ave		1.7458			0.4000	2.7		15.0			
trans-1,3-Dichloropropene	0.4000 0.5619	0.3896	0.4282	0.4851	0.4919	Ave		0.4595			0.1000	14.3		15.0			
Ethyl methacrylate	0.3671 0.5016	0.3656	0.4063	0.4658	0.4764	Ave		0.4305				13.6		15.0			
1,1,2-Trichloroethane	0.4280 0.3442	0.3327	0.3441	0.3574	0.3411	Ave		0.3579			0.1000	9.8		15.0			
Tetrachloroethene	0.3783 0.3130	0.3278	0.3004	0.3139	0.3055	Ave		0.3232			0.2000	8.8		15.0			
1,3-Dichloropropane	0.8017 0.6619	0.6802	0.6402	0.6905	0.6582	Ave		0.6888				8.4		15.0			
2-Hexanone	0.3321 0.3608	0.2914	0.3036	0.3426	0.3533	Ave		0.3306			0.0500	8.4		15.0			

Note: The m1 coefficient is the same as Ave RRF for an Ave curve type.

FORM VI
GC/MS VOA INITIAL CALIBRATION DATA
INTERNAL STANDARD CURVE EVALUATION

Lab Name: TestAmerica Canton Job No.: 240-51914-1 Analy Batch No.: 185152

SDG No.:

Instrument ID: A3UX17 GC Column: DB-624 ID: 0.18(mm) Heated Purge: (Y/N) N

Calibration Start Date: 06/15/2015 12:08 Calibration End Date: 06/15/2015 14:01 Calibration ID: 28919

ANALYTE	RRF					CURVE TYPE	COEFFICIENT			#	MIN RRF	%RSD	#	MAX %RSD	R^2 OR COD	#	MIN R^2 OR COD
	LVL 1 LVL 6	LVL 2	LVL 3	LVL 4	LVL 5		B	M1	M2								
Dibromochloromethane	0.3329 0.3722	0.2914	0.2858	0.3248	0.3371	Ave		0.3240				9.9		15.0			
1,2-Dibromoethane	0.3682 0.3392	0.3310	0.3195	0.3482	0.3414	Ave		0.3412				4.8		15.0			
Chlorobenzene	1.3592 1.0438	1.0643	1.0132	1.0634	1.0327	Ave		1.0961			0.3000	11.9		15.0			
1,1,1,2-Tetrachloroethane	0.3763 0.3479	0.3273	0.3218	0.3438	0.3454	Ave		0.3437				5.6		15.0			
Ethylbenzene	0.5981 0.5928	0.5442	0.5470	0.6078	0.5938	Ave		0.5806				4.8		15.0			
m-Xylene & p-Xylene	0.6208 0.7395	0.6156	0.6779	0.7357	0.7247	Ave		0.6857				8.3		15.0			
o-Xylene	0.6819 0.6784	0.5877	0.6716	0.7099	0.7014	Ave		0.6718				6.5		15.0			
Styrene	0.9680 1.1881	0.9754	1.1083	1.2317	1.2133	Ave		1.1141			0.3000	10.6		15.0			
Bromoform	0.1800 0.1971	0.1542	0.1638	0.1801	0.1968	Ave		0.1787			0.1000	9.7		15.0			
Isopropylbenzene	1.4411 1.7174	1.4198	1.6165	1.8090	1.7873	Ave		1.6318			0.1000	10.4		15.0			
1,1,2,2-Tetrachloroethane	1.0469 0.8331	0.8999	0.8078	0.8673	0.8489	Ave		0.8840			0.3000	9.7		15.0			
Bromobenzene	0.8840 0.8355	0.8058	0.7765	0.8215	0.7925	Ave		0.8193				4.6		15.0			
1,2,3-Trichloropropane	0.3858 0.2896	0.2964	0.2756	0.2923	0.2793	Ave		0.3032				13.6		15.0			
trans-1,4-Dichloro-2-butene	0.2831 0.3764	0.3138	0.2825	0.3284	0.3359	Ave		0.3200				11.1		15.0			
n-Propylbenzene	0.7480 0.9141	0.7810	0.8125	0.9049	0.8859	Ave		0.8411				8.3		15.0			
2-Chlorotoluene	0.7582 0.7756	0.7366	0.7218	0.7721	0.7690	Ave		0.7555				2.9		15.0			
1,3,5-Trimethylbenzene	2.1012 2.8615	2.3113	2.5597	2.8237	2.8500	Ave		2.5846				12.4		15.0			
4-Chlorotoluene	0.8048 0.8296	0.8128	0.7910	0.8406	0.8054	Ave		0.8140				2.2		15.0			
tert-Butylbenzene	1.8569 2.2751	1.8856	1.9967	2.2170	2.3191	Ave		2.0917				9.7		15.0			
1,2,4-Trimethylbenzene	2.2039 2.9409	2.4458	2.7009	3.0195	2.9658	Ave		2.7128				12.1		15.0			

Note: The m1 coefficient is the same as Ave RRF for an Ave curve type.

FORM VI
GC/MS VOA INITIAL CALIBRATION DATA
INTERNAL STANDARD CURVE EVALUATION

Lab Name: TestAmerica Canton Job No.: 240-51914-1 Analy Batch No.: 185152

SDG No.:

Instrument ID: A3UX17 GC Column: DB-624 ID: 0.18(mm) Heated Purge: (Y/N) N

Calibration Start Date: 06/15/2015 12:08 Calibration End Date: 06/15/2015 14:01 Calibration ID: 28919

ANALYTE	RRF					CURVE TYPE	COEFFICIENT			#	MIN RRF	%RSD	#	MAX %RSD	R^2 OR COD	#	MIN R^2 OR COD
	LVL 1 LVL 6	LVL 2	LVL 3	LVL 4	LVL 5		B	M1	M2								
sec-Butylbenzene	2.7682 3.1026	2.6090	2.8220	3.1459	3.1693	Ave		2.9362				8.0		15.0			
1,3-Dichlorobenzene	1.7847 1.4922	1.5169	1.5207	1.5926	1.5289	Ave		1.5726			0.6000	6.9		15.0			
p-Isopropyltoluene	2.0488 2.6075	2.0503	2.3668	2.6655	2.6983	Ave		2.4062				12.5		15.0			
1,4-Dichlorobenzene	2.0858 1.5280	1.6406	1.5218	1.6460	1.5568	Ave		1.6632			0.5000	12.9		15.0			
n-Butylbenzene	1.9328 2.2191	1.6419	1.9319	2.2406	2.3130	Ave		2.0466				12.5		15.0			
1,2-Dichlorobenzene	1.7214 1.4013	1.4197	1.4232	1.4994	1.4663	Ave		1.4885			0.4000	8.0		15.0			
1,2-Dibromo-3-Chloropropane	0.1325 0.1181	0.0863	0.1002	0.1159	0.1194	Ave		0.1121			0.0500	14.5		15.0			
1,2,4-Trichlorobenzene	0.9195 0.8700	0.5481	0.7217	0.8398	0.8619	Lin1	-0.132	0.8567			0.2000				0.9950		0.9900
Hexachlorobutadiene	0.4927 0.3455	0.2686	0.3314	0.3584	0.3532	Lin1	0.0276	0.3451							0.9970		0.9900
Naphthalene	1.6204 2.3740	1.0488	1.7656	2.1708	2.3136	Lin1	-0.925	2.3255							0.9920		0.9900
1,2,3-Trichlorobenzene	0.8908 0.8435	0.5426	0.7777	0.8346	0.8244	Lin1	-0.100	0.8335							0.9960		0.9900
Dibromofluoromethane (Surr)	0.2652 0.2309	0.2320	0.2227	0.2312	0.2269	Ave		0.2348				6.5		15.0			
1,2-Dichloroethane-d4 (Surr)	0.5130 0.3742	0.3922	0.3605	0.3721	0.3659	Ave		0.3963				14.7		15.0			
Toluene-d8 (Surr)	1.5625 1.4869	1.4695	1.4400	1.4442	1.3961	Ave		1.4665				3.8		15.0			
4-Bromofluorobenzene (Surr)	0.5853 0.5014	0.4651	0.5093	0.5157	0.5095	Ave		0.5144				7.6		15.0			

Note: The m1 coefficient is the same as Ave RRF for an Ave curve type.

FORM VII
GC/MS VOA CONTINUING CALIBRATION DATA

Lab Name: TestAmerica Canton Job No.: 240-51914-1

SDG No.:

Lab Sample ID: ICV 240-185152/8 Calibration Date: 06/15/2015 14:24

Instrument ID: A3UX17 Calib Start Date: 06/15/2015 12:08

GC Column: DB-624 ID: 0.18(mm) Calib End Date: 06/15/2015 14:01

Lab File ID: UXR4184.D Conc. Units: ng/uL Heated Purge: (Y/N) N

ANALYTE	CURVE TYPE	AVE RRF	RRF	MIN RRF	CALC AMOUNT	SPIKE AMOUNT	%D	MAX %D
Dichlorodifluoromethane	Ave	0.3558	0.3515	0.1000	0.00988	0.0100	-1.2	20.0
Chloromethane	Lin1		0.4678	0.1000	0.00969	0.0100	-3.1	20.0
Vinyl chloride	Lin1		0.3340	0.1000	0.00945	0.0100	-5.5	20.0
Butadiene	Lin1		0.1528		0.00885	0.0100	-11.5	20.0
Bromomethane	Lin1		0.1076	0.0500	0.00930	0.0100	-7.0	20.0
Chloroethane	Lin1		0.1565	0.0500	0.00932	0.0100	-6.8	20.0
Dichlorofluoromethane	Lin1		0.4414		0.00938	0.0100	-6.2	20.0
Trichlorofluoromethane	Ave	0.4395	0.3988	0.1000	0.00907	0.0100	-9.3	20.0
Ethyl ether	Lin1		0.3099		0.00981	0.0100	-1.9	20.0
Acrolein	Ave	0.0437	0.0443		0.0506	0.0500	1.2	20.0
1,1-Dichloroethene	Ave	0.2727	0.2432	0.1000	0.00892	0.0100	-10.8	20.0
1,1,2-Trichloro-1,2,2-trichf luoroethane	Ave	0.2016	0.1957	0.0500	0.00970	0.0100	-3.0	20.0
Acetone	Lin1		0.1121	0.0500	0.0209	0.0200	4.5	20.0
Iodomethane	Ave	0.3704	0.3404		0.00919	0.0100	-8.1	20.0
Carbon disulfide	Ave	0.8041	0.7251	0.1000	0.00902	0.0100	-9.8	20.0
3-Chloro-1-propene	Ave	0.1599	0.1378		0.00862	0.0100	-13.8	20.0
Methyl acetate	Ave	0.3127	0.2880	0.1000	0.0460	0.0500	-7.9	20.0
Methylene Chloride	Lin1		0.2886	0.1000	0.00963	0.0100	-3.7	20.0
tert-Butyl alcohol	Ave	0.0185	0.0171		0.0925	0.100	-7.5	20.0
Acrylonitrile	Ave	0.1516	0.1467		0.0967	0.100	-3.3	20.0
Methyl tert-butyl ether	Ave	0.7086	0.6723	0.1000	0.00949	0.0100	-5.1	20.0
trans-1,2-Dichloroethene	Ave	0.2867	0.2687	0.1000	0.00937	0.0100	-6.3	20.0
Hexane	Ave	0.0699	0.0741		0.0106	0.0100	6.1	20.0
1,1-Dichloroethane	Ave	0.6124	0.5702	0.1000	0.00931	0.0100	-6.9	20.0
Vinyl acetate	Ave	0.5500	0.6765		0.0123	0.0100	23.0*	20.0
2,2-Dichloropropane	Ave	0.2612	0.2417		0.00926	0.0100	-7.4	20.0
cis-1,2-Dichloroethene	Ave	0.3008	0.2802	0.1000	0.00931	0.0100	-6.9	20.0
2-Butanone	Ave	0.1736	0.1639	0.0500	0.0189	0.0200	-5.6	20.0
Bromochloromethane	Ave	0.1425	0.1321		0.00927	0.0100	-7.3	20.0
Tetrahydrofuran	Ave	0.1111	0.1040		0.0187	0.0200	-6.4	20.0
Chloroform	Ave	0.5242	0.4863	0.2000	0.00928	0.0100	-7.2	20.0
1,1,1-Trichloroethane	Ave	0.3613	0.3521	0.1000	0.00975	0.0100	-2.5	20.0
Cyclohexane	Ave	0.6220	0.6346	0.1000	0.0102	0.0100	2.0	20.0
1,1-Dichloropropene	Ave	0.3813	0.3966		0.0104	0.0100	4.0	20.0
Carbon tetrachloride	Ave	0.3283	0.3199	0.1000	0.00974	0.0100	-2.6	20.0
Isobutyl alcohol	Ave	0.0156	0.0148		0.237	0.250	-5.3	20.0
Benzene	Ave	1.239	1.147	0.5000	0.00925	0.0100	-7.5	20.0
1,2-Dichloroethane	Ave	0.5063	0.4626	0.1000	0.00914	0.0100	-8.6	20.0
n-Heptane	Ave	0.0580	0.0579		0.00998	0.0100	-0.2	20.0
Trichloroethene	Ave	0.2940	0.2742	0.2000	0.00933	0.0100	-6.7	20.0

FORM VII
GC/MS VOA CONTINUING CALIBRATION DATA

Lab Name: TestAmerica Canton Job No.: 240-51914-1

SDG No.:

Lab Sample ID: ICV 240-185152/8 Calibration Date: 06/15/2015 14:24

Instrument ID: A3UX17 Calib Start Date: 06/15/2015 12:08

GC Column: DB-624 ID: 0.18(mm) Calib End Date: 06/15/2015 14:01

Lab File ID: UXR4184.D Conc. Units: ng/uL Heated Purge: (Y/N) N

ANALYTE	CURVE TYPE	AVE RRF	RRF	MIN RRF	CALC AMOUNT	SPIKE AMOUNT	%D	MAX %D
Methylcyclohexane	Ave	0.3998	0.3973	0.1000	0.00994	0.0100	-0.6	20.0
1,2-Dichloropropane	Ave	0.3345	0.3158	0.1000	0.00944	0.0100	-5.6	20.0
Dibromomethane	Lin1		0.1524		0.00966	0.0100	-3.4	20.0
1,4-Dioxane	Lin1	0.0023	0.0023		0.178	0.200	-11.0	20.0
Bromodichloromethane	Ave	0.3498	0.3277	0.1000	0.00937	0.0100	-6.3	20.0
2-Chloroethyl vinyl ether	Ave	0.1864	0.1698		0.00911	0.0100	-8.9	20.0
cis-1,3-Dichloropropene	Ave	0.3794	0.3716	0.1500	0.00979	0.0100	-2.1	20.0
4-Methyl-2-pentanone	Ave	0.3317	0.3259	0.0500	0.0197	0.0200	-1.7	20.0
Toluene	Ave	1.746	1.702	0.4000	0.00975	0.0100	-2.5	20.0
trans-1,3-Dichloropropene	Ave	0.4595	0.4800	0.1000	0.0104	0.0100	4.5	20.0
Ethyl methacrylate	Ave	0.4305	0.4408		0.0102	0.0100	2.4	20.0
1,1,2-Trichloroethane	Ave	0.3579	0.3358	0.1000	0.00938	0.0100	-6.2	20.0
Tetrachloroethene	Ave	0.3232	0.3066	0.2000	0.00949	0.0100	-5.1	20.0
1,3-Dichloropropane	Ave	0.6888	0.6340		0.00920	0.0100	-8.0	20.0
2-Hexanone	Ave	0.3306	0.3354	0.0500	0.0203	0.0200	1.4	20.0
Dibromochloromethane	Ave	0.3240	0.3059		0.00944	0.0100	-5.6	20.0
1,2-Dibromoethane	Ave	0.3412	0.3142		0.00921	0.0100	-7.9	20.0
Chlorobenzene	Ave	1.096	1.018	0.3000	0.00928	0.0100	-7.2	20.0
1,1,1,2-Tetrachloroethane	Ave	0.3437	0.3225		0.00938	0.0100	-6.2	20.0
Ethylbenzene	Ave	0.5806	0.5624		0.00969	0.0100	-3.1	20.0
m-Xylene & p-Xylene	Ave	0.6857	0.7040		0.0103	0.0100	2.7	20.0
o-Xylene	Ave	0.6718	0.6525		0.00971	0.0100	-2.9	20.0
Styrene	Ave	1.114	1.105	0.3000	0.00992	0.0100	-0.8	20.0
Bromoform	Ave	0.1787	0.1630	0.1000	0.00912	0.0100	-8.8	20.0
Isopropylbenzene	Ave	1.632	1.710	0.1000	0.0105	0.0100	4.8	20.0
1,1,2,2-Tetrachloroethane	Ave	0.8840	0.7906	0.3000	0.00894	0.0100	-10.6	20.0
Bromobenzene	Ave	0.8193	0.7592		0.00927	0.0100	-7.3	20.0
1,2,3-Trichloropropane	Ave	0.3032	0.2720		0.00897	0.0100	-10.3	20.0
trans-1,4-Dichloro-2-butene	Ave	0.3200	0.2955		0.00923	0.0100	-7.7	20.0
n-Propylbenzene	Ave	0.8411	0.8292		0.00986	0.0100	-1.4	20.0
2-Chlorotoluene	Ave	0.7555	0.7288		0.00965	0.0100	-3.5	20.0
1,3,5-Trimethylbenzene	Ave	2.585	2.640		0.0102	0.0100	2.1	20.0
4-Chlorotoluene	Ave	0.8140	0.7719		0.00948	0.0100	-5.2	20.0
tert-Butylbenzene	Ave	2.092	2.072		0.00990	0.0100	-1.0	20.0
1,2,4-Trimethylbenzene	Ave	2.713	2.715		0.0100	0.0100	0.0	20.0
sec-Butylbenzene	Ave	2.936	2.887		0.00983	0.0100	-1.7	20.0
1,3-Dichlorobenzene	Ave	1.573	1.448	0.6000	0.00921	0.0100	-7.9	20.0
p-Isopropyltoluene	Ave	2.406	2.412		0.0100	0.0100	0.3	20.0
1,4-Dichlorobenzene	Ave	1.663	1.492	0.5000	0.00897	0.0100	-10.3	20.0
n-Butylbenzene	Ave	2.047	1.996		0.00975	0.0100	-2.5	20.0
1,2-Dichlorobenzene	Ave	1.489	1.411	0.4000	0.00948	0.0100	-5.2	20.0

FORM VII 8260C

FORM VII
GC/MS VOA CONTINUING CALIBRATION DATA

Lab Name: TestAmerica Canton Job No.: 240-51914-1

SDG No.:

Lab Sample ID: ICV 240-185152/8 Calibration Date: 06/15/2015 14:24

Instrument ID: A3UX17 Calib Start Date: 06/15/2015 12:08

GC Column: DB-624 ID: 0.18(mm) Calib End Date: 06/15/2015 14:01

Lab File ID: UXR4184.D Conc. Units: ng/uL Heated Purge: (Y/N) N

ANALYTE	CURVE TYPE	AVE RRF	RRF	MIN RRF	CALC AMOUNT	SPIKE AMOUNT	%D	MAX %D
1,2-Dibromo-3-Chloropropane	Ave	0.1121	0.1064	0.0500	0.00949	0.0100	-5.1	20.0
1,2,4-Trichlorobenzene	Lin1		0.7226	0.2000	0.00859	0.0100	-14.1	20.0
Hexachlorobutadiene	Lin1		0.2802		0.00804	0.0100	-19.6	20.0
Naphthalene	Lin1		1.835		0.00829	0.0100	-17.1	20.0
1,2,3-Trichlorobenzene	Lin1		0.7036		0.00856	0.0100	-14.4	20.0
Dibromofluoromethane (Surr)	Ave	0.2348	0.2120		0.00903	0.0100	-9.7	20.0
1,2-Dichloroethane-d4 (Surr)	Ave	0.3963	0.3440		0.00868	0.0100	-13.2	20.0
Toluene-d8 (Surr)	Ave	1.467	1.338		0.00913	0.0100	-8.7	20.0
4-Bromofluorobenzene (Surr)	Ave	0.5144	0.4823		0.00938	0.0100	-6.2	20.0

FORM V
GC/MS VOA INSTRUMENT PERFORMANCE CHECK
BROMOFLUOROBENZENE (BFB)

Lab Name: TestAmerica Canton Job No.: 240-51914-1

SDG No.:

Lab File ID: BFB635.D BFB Injection Date: 06/19/2015

Instrument ID: A3UX17 BFB Injection Time: 08:59

Analysis Batch No.: 185886

M/E	ION ABUNDANCE CRITERIA	% RELATIVE ABUNDANCE	
50	15.0 - 40.0 % of mass 95	25.3	
75	30.0 - 60.0 % of mass 95	53.9	
95	Base Peak, 100% relative abundance	100.0	
96	5.0 - 9.0 % of mass 95	6.4	
173	Less than 2.0 % of mass 174	1.0	(1.4)1
174	50.0 - 120.00 % of mass 95	70.9	
175	5.0 - 9.0 % of mass 174	5.4	(7.6)1
176	95.0 - 101.0 % of mass 174	68.3	(96.3)1
177	5.0 - 9.0 % of mass 176	4.0	(5.9)2

1-Value is % mass 174 2-Value is % mass 176

THIS CHECK APPLIES TO THE FOLLOWING SAMPLES, MS, MSD, BLANKS AND STANDARDS:

CLIENT SAMPLE ID	LAB SAMPLE ID	LAB FILE ID	DATE ANALYZED	TIME ANALYZED
	CCVIS 240-185886/2	UXR4355.D	06/19/2015	09:23
	CCV 240-185886/3	UXR4356.D	06/19/2015	09:46
	LCS 240-185886/4	UXR4357.D	06/19/2015	10:09
	MB 240-185886/6	UXR4359.D	06/19/2015	10:54
TB-061115	240-51914-41	UXR4362.D	06/19/2015	12:03
	240-52169-E-1 MS	UXR4369.D	06/19/2015	14:43
	240-52169-E-1 MSD	UXR4370.D	06/19/2015	15:05

FORM VII
GC/MS VOA CONTINUING CALIBRATION DATA

Lab Name: TestAmerica Canton Job No.: 240-51914-1

SDG No.:

Lab Sample ID: CCVIS 240-185886/2 Calibration Date: 06/19/2015 09:23

Instrument ID: A3UX17 Calib Start Date: 06/15/2015 12:08

GC Column: DB-624 ID: 0.18(mm) Calib End Date: 06/15/2015 14:01

Lab File ID: UXR4355.D Conc. Units: ng/uL Heated Purge: (Y/N) N

ANALYTE	CURVE TYPE	AVE RRF	RRF	MIN RRF	CALC AMOUNT	SPIKE AMOUNT	%D	MAX %D
Dichlorodifluoromethane	Ave	0.3558	0.3731	0.1000	0.0105	0.0100	4.9	20.0
Chloromethane	Lin1		0.4742	0.1000	0.00983	0.0100	-1.7	20.0
Vinyl chloride	Lin1		0.3288	0.1000	0.00930	0.0100	-7.0	20.0
Butadiene	Lin1		0.1932		0.0112	0.0100	12.4	20.0
Bromomethane	Lin1		0.1264	0.0500	0.0110	0.0100	10.0	20.0
Chloroethane	Lin1		0.1942	0.0500	0.0117	0.0100	16.5	20.0
Dichlorofluoromethane	Lin1		0.4822		0.0103	0.0100	2.7	20.0
Trichlorofluoromethane	Ave	0.4395	0.4459	0.1000	0.0101	0.0100	1.5	20.0
Ethyl ether	Lin1		0.3154		0.00999	0.0100	-0.1	20.0
Acrolein	Ave	0.0437	0.0375		0.0428	0.0500	-14.4	20.0
1,1-Dichloroethene	Ave	0.2727	0.2539	0.1000	0.00931	0.0100	-6.9	20.0
1,1,2-Trichloro-1,2,2-trichf luoroethane	Ave	0.2016	0.1986	0.0500	0.00985	0.0100	-1.5	20.0
Acetone	Lin1		0.1278	0.0500	0.0240	0.0200	20.0	20.0
Iodomethane	Ave	0.3704	0.3454		0.00932	0.0100	-6.8	20.0
Carbon disulfide	Ave	0.8041	0.8385	0.1000	0.0104	0.0100	4.3	20.0
3-Chloro-1-propene	Ave	0.1599	0.1749		0.0109	0.0100	9.3	20.0
Methyl acetate	Ave	0.3127	0.2980	0.1000	0.0477	0.0500	-4.7	20.0
Methylene Chloride	Lin1		0.2996	0.1000	0.0100	0.0100	0.2	20.0
tert-Butyl alcohol	Ave	0.0185	0.0179		0.0968	0.100	-3.2	20.0
Acrylonitrile	Ave	0.1516	0.1489		0.0982	0.100	-1.8	20.0
Methyl tert-butyl ether	Ave	0.7086	0.6733	0.1000	0.00950	0.0100	-5.0	20.0
trans-1,2-Dichloroethene	Ave	0.2867	0.2801	0.1000	0.00977	0.0100	-2.3	20.0
Hexane	Ave	0.0699	0.0705		0.0101	0.0100	0.9	20.0
1,1-Dichloroethane	Ave	0.6124	0.5791	0.1000	0.00946	0.0100	-5.4	20.0
Vinyl acetate	Ave	0.5500	0.4905		0.00892	0.0100	-10.8	20.0
2,2-Dichloropropane	Ave	0.2612	0.2497		0.00956	0.0100	-4.4	20.0
cis-1,2-Dichloroethene	Ave	0.3008	0.2770	0.1000	0.00921	0.0100	-7.9	20.0
2-Butanone	Ave	0.1736	0.1720	0.0500	0.0198	0.0200	-1.0	20.0
Bromochloromethane	Ave	0.1425	0.1379		0.00968	0.0100	-3.2	20.0
Tetrahydrofuran	Ave	0.1111	0.0992		0.0179	0.0200	-10.7	20.0
Chloroform	Ave	0.5242	0.5054	0.2000	0.00964	0.0100	-3.6	20.0
1,1,1-Trichloroethane	Ave	0.3613	0.3872	0.1000	0.0107	0.0100	7.2	20.0
Cyclohexane	Ave	0.6220	0.5947	0.1000	0.00956	0.0100	-4.4	20.0
1,1-Dichloropropene	Ave	0.3813	0.3743		0.00981	0.0100	-1.9	20.0
Carbon tetrachloride	Ave	0.3283	0.3583	0.1000	0.0109	0.0100	9.1	20.0
Isobutyl alcohol	Ave	0.0156	0.0157		0.252	0.250	0.8	20.0
Benzene	Ave	1.239	1.168	0.5000	0.00943	0.0100	-5.7	20.0
1,2-Dichloroethane	Ave	0.5063	0.4996	0.1000	0.00987	0.0100	-1.3	20.0
n-Heptane	Ave	0.0580	0.0591		0.0102	0.0100	1.8	20.0
Trichloroethene	Ave	0.2940	0.2705	0.2000	0.00920	0.0100	-8.0	20.0

FORM VII
GC/MS VOA CONTINUING CALIBRATION DATA

Lab Name: TestAmerica Canton Job No.: 240-51914-1

SDG No.:

Lab Sample ID: CCVIS 240-185886/2 Calibration Date: 06/19/2015 09:23

Instrument ID: A3UX17 Calib Start Date: 06/15/2015 12:08

GC Column: DB-624 ID: 0.18(mm) Calib End Date: 06/15/2015 14:01

Lab File ID: UXR4355.D Conc. Units: ng/uL Heated Purge: (Y/N) N

ANALYTE	CURVE TYPE	AVE RRF	RRF	MIN RRF	CALC AMOUNT	SPIKE AMOUNT	%D	MAX %D
Methylcyclohexane	Ave	0.3998	0.3902	0.1000	0.00976	0.0100	-2.4	20.0
1,2-Dichloropropane	Ave	0.3345	0.3249	0.1000	0.00971	0.0100	-2.9	20.0
1,4-Dioxane	Lin1	0.0023	0.0023		0.177	0.200	-11.5	20.0
Dibromomethane	Lin1		0.1641		0.0104	0.0100	4.2	20.0
Bromodichloromethane	Ave	0.3498	0.3698	0.1000	0.0106	0.0100	5.7	20.0
2-Chloroethyl vinyl ether	Ave	0.1864	0.1840		0.0197	0.0200	-1.3	20.0
cis-1,3-Dichloropropene	Ave	0.3794	0.3836	0.1500	0.0101	0.0100	1.1	20.0
4-Methyl-2-pentanone	Ave	0.3317	0.3254	0.0500	0.0196	0.0200	-1.9	20.0
Toluene	Ave	1.746	1.730	0.4000	0.00991	0.0100	-0.9	20.0
trans-1,3-Dichloropropene	Ave	0.4595	0.4782	0.1000	0.0104	0.0100	4.1	20.0
Ethyl methacrylate	Ave	0.4305	0.4203		0.00976	0.0100	-2.4	20.0
1,1,2-Trichloroethane	Ave	0.3579	0.3489	0.1000	0.00975	0.0100	-2.5	20.0
Tetrachloroethene	Ave	0.3232	0.3093	0.2000	0.00957	0.0100	-4.3	20.0
1,3-Dichloropropane	Ave	0.6888	0.6667		0.00968	0.0100	-3.2	20.0
2-Hexanone	Ave	0.3306	0.3217	0.0500	0.0195	0.0200	-2.7	20.0
Dibromochloromethane	Ave	0.3240	0.3566		0.0110	0.0100	10.1	20.0
1,2-Dibromoethane	Ave	0.3412	0.3410		0.00999	0.0100	-0.0	20.0
Chlorobenzene	Ave	1.096	1.027	0.3000	0.00937	0.0100	-6.3	20.0
1,1,1,2-Tetrachloroethane	Ave	0.3437	0.3505		0.0102	0.0100	2.0	20.0
Ethylbenzene	Ave	0.5806	0.5729		0.00987	0.0100	-1.3	20.0
m-Xylene & p-Xylene	Ave	0.6857	0.7187		0.0105	0.0100	4.8	20.0
o-Xylene	Ave	0.6718	0.6685		0.00995	0.0100	-0.5	20.0
Styrene	Ave	1.114	1.185	0.3000	0.0106	0.0100	6.4	20.0
Bromoform	Ave	0.1787	0.2006	0.1000	0.0112	0.0100	12.3	20.0
Isopropylbenzene	Ave	1.632	1.677	0.1000	0.0103	0.0100	2.8	20.0
1,1,2,2-Tetrachloroethane	Ave	0.8840	0.8190	0.3000	0.00926	0.0100	-7.4	20.0
Bromobenzene	Ave	0.8193	0.7965		0.00972	0.0100	-2.8	20.0
1,2,3-Trichloropropane	Ave	0.3032	0.2716		0.00896	0.0100	-10.4	20.0
trans-1,4-Dichloro-2-butene	Ave	0.3200	0.3328		0.0104	0.0100	4.0	20.0
n-Propylbenzene	Ave	0.8411	0.8604		0.0102	0.0100	2.3	20.0
2-Chlorotoluene	Ave	0.7555	0.7472		0.00989	0.0100	-1.1	20.0
1,3,5-Trimethylbenzene	Ave	2.585	2.724		0.0105	0.0100	5.4	20.0
4-Chlorotoluene	Ave	0.8140	0.8075		0.00992	0.0100	-0.8	20.0
tert-Butylbenzene	Ave	2.092	2.064		0.00987	0.0100	-1.3	20.0
1,2,4-Trimethylbenzene	Ave	2.713	2.858		0.0105	0.0100	5.3	20.0
sec-Butylbenzene	Ave	2.936	2.916		0.00993	0.0100	-0.7	20.0
1,3-Dichlorobenzene	Ave	1.573	1.528	0.6000	0.00972	0.0100	-2.8	20.0
p-Isopropyltoluene	Ave	2.406	2.463		0.0102	0.0100	2.3	20.0
1,4-Dichlorobenzene	Ave	1.663	1.540	0.5000	0.00926	0.0100	-7.4	20.0
n-Butylbenzene	Ave	2.047	1.971		0.00963	0.0100	-3.7	20.0
1,2-Dichlorobenzene	Ave	1.489	1.403	0.4000	0.00943	0.0100	-5.7	20.0

FORM VII 8260C

FORM VII
GC/MS VOA CONTINUING CALIBRATION DATA

Lab Name: TestAmerica Canton Job No.: 240-51914-1

SDG No.:

Lab Sample ID: CCVIS 240-185886/2 Calibration Date: 06/19/2015 09:23

Instrument ID: A3UX17 Calib Start Date: 06/15/2015 12:08

GC Column: DB-624 ID: 0.18(mm) Calib End Date: 06/15/2015 14:01

Lab File ID: UXR4355.D Conc. Units: ng/uL Heated Purge: (Y/N) N

ANALYTE	CURVE TYPE	AVE RRF	RRF	MIN RRF	CALC AMOUNT	SPIKE AMOUNT	%D	MAX %D
1,2-Dibromo-3-Chloropropane	Ave	0.1121	0.1081	0.0500	0.00964	0.0100	-3.6	20.0
1,2,4-Trichlorobenzene	Lin1		0.6214	0.2000	0.00741	0.0100	-25.9*	20.0
Hexachlorobutadiene	Lin1		0.2685		0.00770	0.0100	-23.0*	20.0
Naphthalene	Lin1		1.409		0.00646	0.0100	-35.4*	20.0
1,2,3-Trichlorobenzene	Lin1		0.6124		0.00747	0.0100	-25.3*	20.0
Dibromofluoromethane (Surr)	Ave	0.2348	0.2307		0.00982	0.0100	-1.8	20.0
1,2-Dichloroethane-d4 (Surr)	Ave	0.3963	0.3668		0.00925	0.0100	-7.5	20.0
Toluene-d8 (Surr)	Ave	1.467	1.363		0.00929	0.0100	-7.1	20.0
4-Bromofluorobenzene (Surr)	Ave	0.5144	0.4880		0.00949	0.0100	-5.1	20.0

FORM VII
GC/MS VOA CONTINUING CALIBRATION DATA

Lab Name: TestAmerica Canton Job No.: 240-51914-1

SDG No.:

Lab Sample ID: CCV 240-185886/3 Calibration Date: 06/19/2015 09:46

Instrument ID: A3UX17 Calib Start Date: 06/10/2015 12:50

GC Column: DB-624 ID: 0.18(mm) Calib End Date: 06/10/2015 14:44

Lab File ID: UXR4356.D Conc. Units: ng/uL Heated Purge: (Y/N) N

ANALYTE	CURVE TYPE	AVE RRF	RRF	MIN RRF	CALC AMOUNT	SPIKE AMOUNT	%D	MAX %D
Acetonitrile	Ave	0.0487	0.0565		0.116	0.100	16.0	20.0
Diisopropyl ether	Ave	0.2186	0.2159		0.00988	0.0100	-1.2	20.0
2-Chloro-1,3-butadiene	Ave	0.5651	0.6064		0.0107	0.0100	7.3	20.0
Ethyl-t-butyl ether (ETBE)	Ave	0.8138	0.8429		0.0104	0.0100	3.6	20.0
Ethyl acetate	Ave	0.0832	0.0767		0.0184	0.0200	-7.8	20.0
Propionitrile	Ave	0.0525	0.0572		0.109	0.100	8.9	20.0
Methacrylonitrile	Ave	0.2501	0.2571		0.103	0.100	2.8	20.0
Tert-amyl-methyl ether (TAME)	Ave	0.5690	0.5951		0.0105	0.0100	4.6	20.0
n-Butanol	Ave	0.0087	0.0086		0.247	0.250	-1.3	20.0
Ethyl acrylate	Ave	0.3672	0.3693		0.0101	0.0100	0.6	20.0
Methyl methacrylate	Ave	0.3121	0.3298		0.0211	0.0200	5.7	20.0
2-Nitropropane	Ave	0.0628	0.0710		0.0226	0.0200	13.1	20.0
n-Butyl acetate	Ave	0.0700	0.0642		0.00100	0.0100	-8.4	20.0
1-Chlorohexane	Ave	0.3668	0.3574		0.00974	0.0100	-2.6	20.0
Cyclohexanone	Ave	0.0194	0.0204		0.105	0.100	5.0	20.0
1,2,3-Trimethylbenzene	Ave	2.681	2.873		0.0107	0.0100	7.2	20.0
1,3,5-Trichlorobenzene	Ave	0.9448	0.8857		0.00938	0.0100	-6.2	20.0
2-Methylnaphthalene	Qua		0.4098		0.00931	0.0200	-53.4*	20.0

FORM V
GC/MS VOA INSTRUMENT PERFORMANCE CHECK
BROMOFLUOROBENZENE (BFB)

Lab Name: TestAmerica Canton Job No.: 240-51914-1

SDG No.:

Lab File ID: BFB645.D BFB Injection Date: 06/24/2015

Instrument ID: A3UX17 BFB Injection Time: 11:22

Analysis Batch No.: 186575

M/E	ION ABUNDANCE CRITERIA	% RELATIVE ABUNDANCE	
50	15.0 - 40.0 % of mass 95	26.3	
75	30.0 - 60.0 % of mass 95	57.8	
95	Base Peak, 100% relative abundance	100.0	
96	5.0 - 9.0 % of mass 95	6.3	
173	Less than 2.0 % of mass 174	0.5	(0.8)1
174	50.0 - 120.00 % of mass 95	59.0	
175	5.0 - 9.0 % of mass 174	4.8	(8.2)1
176	95.0 - 101.0 % of mass 174	57.0	(96.6)1
177	5.0 - 9.0 % of mass 176	3.3	(5.8)2

1-Value is % mass 174 2-Value is % mass 176

THIS CHECK APPLIES TO THE FOLLOWING SAMPLES, MS, MSD, BLANKS AND STANDARDS:

CLIENT SAMPLE ID	LAB SAMPLE ID	LAB FILE ID	DATE ANALYZED	TIME ANALYZED
	CCVIS 240-186575/2	UXR4501.D	06/24/2015	11:53
	CCV 240-186575/3	UXR4502.D	06/24/2015	12:16
	LCS 240-186575/4	UXR4503.D	06/24/2015	12:39
	MB 240-186575/6	UXR4505.D	06/24/2015	13:24
MSA-SW41D-061115	240-51914-20	UXR4506.D	06/24/2015	13:47

FORM VII
GC/MS VOA CONTINUING CALIBRATION DATA

Lab Name: TestAmerica Canton Job No.: 240-51914-1

SDG No.:

Lab Sample ID: CCVIS 240-186575/2 Calibration Date: 06/24/2015 11:53

Instrument ID: A3UX17 Calib Start Date: 06/15/2015 12:08

GC Column: DB-624 ID: 0.18(mm) Calib End Date: 06/15/2015 14:01

Lab File ID: UXR4501.D Conc. Units: ng/uL Heated Purge: (Y/N) N

ANALYTE	CURVE TYPE	AVE RRF	RRF	MIN RRF	CALC AMOUNT	SPIKE AMOUNT	%D	MAX %D
Dichlorodifluoromethane	Ave	0.3558	0.2712	0.1000	0.00762	0.0100	-23.8*	20.0
Chloromethane	Lin1		0.4000	0.1000	0.00825	0.0100	-17.5	20.0
Vinyl chloride	Lin1		0.3038	0.1000	0.00858	0.0100	-14.2	20.0
Butadiene	Lin1		0.2003		0.0117	0.0100	16.7	20.0
Bromomethane	Lin1		0.1254	0.0500	0.0109	0.0100	9.1	20.0
Chloroethane	Lin1		0.1875	0.0500	0.0112	0.0100	12.4	20.0
Dichlorofluoromethane	Lin1		0.4549		0.00968	0.0100	-3.2	20.0
Trichlorofluoromethane	Ave	0.4395	0.4060	0.1000	0.00924	0.0100	-7.6	20.0
Ethyl ether	Lin1		0.2980		0.00942	0.0100	-5.8	20.0
Acrolein	Ave	0.0437	0.0310		0.0354	0.0500	-29.2*	20.0
1,1-Dichloroethene	Ave	0.2727	0.2219	0.1000	0.00814	0.0100	-18.6	20.0
1,1,2-Trichloro-1,2,2-trichf luoroethane	Ave	0.2016	0.1873	0.0500	0.00929	0.0100	-7.1	20.0
Acetone	Lin1		0.1117	0.0500	0.0208	0.0200	4.1	20.0
Iodomethane	Ave	0.3704	0.3464		0.00935	0.0100	-6.5	20.0
Carbon disulfide	Ave	0.8041	0.7342	0.1000	0.00913	0.0100	-8.7	20.0
3-Chloro-1-propene	Ave	0.1599	0.1458		0.00912	0.0100	-8.8	20.0
Methyl acetate	Ave	0.3127	0.2737	0.1000	0.0438	0.0500	-12.5	20.0
Methylene Chloride	Lin1		0.2820	0.1000	0.00940	0.0100	-6.0	20.0
tert-Butyl alcohol	Ave	0.0185	0.0151		0.0817	0.100	-18.3	20.0
Acrylonitrile	Ave	0.1516	0.1339		0.0883	0.100	-11.7	20.0
Methyl tert-butyl ether	Ave	0.7086	0.6138	0.1000	0.00866	0.0100	-13.4	20.0
trans-1,2-Dichloroethene	Ave	0.2867	0.2594	0.1000	0.00905	0.0100	-9.5	20.0
Hexane	Ave	0.0699	0.0645		0.00923	0.0100	-7.7	20.0
1,1-Dichloroethane	Ave	0.6124	0.5359	0.1000	0.00875	0.0100	-12.5	20.0
Vinyl acetate	Ave	0.5500	0.4082		0.00742	0.0100	-25.8*	20.0
2,2-Dichloropropane	Ave	0.2612	0.2299		0.00880	0.0100	-12.0	20.0
cis-1,2-Dichloroethene	Ave	0.3008	0.2658	0.1000	0.00883	0.0100	-11.7	20.0
2-Butanone	Ave	0.1736	0.1474	0.0500	0.0170	0.0200	-15.1	20.0
Bromochloromethane	Ave	0.1425	0.1312		0.00921	0.0100	-7.9	20.0
Tetrahydrofuran	Ave	0.1111	0.0902		0.0162	0.0200	-18.8	20.0
Chloroform	Ave	0.5242	0.4615	0.2000	0.00880	0.0100	-12.0	20.0
1,1,1-Trichloroethane	Ave	0.3613	0.3491	0.1000	0.00966	0.0100	-3.4	20.0
Cyclohexane	Ave	0.6220	0.5741	0.1000	0.00923	0.0100	-7.7	20.0
1,1-Dichloropropene	Ave	0.3813	0.3540		0.00928	0.0100	-7.2	20.0
Carbon tetrachloride	Ave	0.3283	0.3193	0.1000	0.00973	0.0100	-2.7	20.0
Isobutyl alcohol	Ave	0.0156	0.0137		0.220	0.250	-11.8	20.0
Benzene	Ave	1.239	1.096	0.5000	0.00884	0.0100	-11.6	20.0
1,2-Dichloroethane	Ave	0.5063	0.4572	0.1000	0.00903	0.0100	-9.7	20.0
n-Heptane	Ave	0.0580	0.0517		0.00891	0.0100	-10.9	20.0
Trichloroethene	Ave	0.2940	0.2564	0.2000	0.00872	0.0100	-12.8	20.0

FORM VII 8260C

FORM VII
GC/MS VOA CONTINUING CALIBRATION DATA

Lab Name: TestAmerica Canton Job No.: 240-51914-1

SDG No.:

Lab Sample ID: CCVIS 240-186575/2 Calibration Date: 06/24/2015 11:53

Instrument ID: A3UX17 Calib Start Date: 06/15/2015 12:08

GC Column: DB-624 ID: 0.18(mm) Calib End Date: 06/15/2015 14:01

Lab File ID: UXR4501.D Conc. Units: ng/uL Heated Purge: (Y/N) N

ANALYTE	CURVE TYPE	AVE RRF	RRF	MIN RRF	CALC AMOUNT	SPIKE AMOUNT	%D	MAX %D
Methylcyclohexane	Ave	0.3998	0.3739	0.1000	0.00935	0.0100	-6.5	20.0
1,2-Dichloropropane	Ave	0.3345	0.3024	0.1000	0.00904	0.0100	-9.6	20.0
Dibromomethane	Lin1		0.1438		0.00911	0.0100	-8.9	20.0
1,4-Dioxane	Lin1	0.0023	0.0020		0.152	0.200	-23.9*	20.0
Bromodichloromethane	Ave	0.3498	0.3254	0.1000	0.00930	0.0100	-7.0	20.0
2-Chloroethyl vinyl ether	Ave	0.1864	0.1693		0.0182	0.0200	-9.2	20.0
cis-1,3-Dichloropropene	Ave	0.3794	0.3491	0.1500	0.00920	0.0100	-8.0	20.0
4-Methyl-2-pentanone	Ave	0.3317	0.2741	0.0500	0.0165	0.0200	-17.4	20.0
Toluene	Ave	1.746	1.635	0.4000	0.00937	0.0100	-6.3	20.0
trans-1,3-Dichloropropene	Ave	0.4595	0.4250	0.1000	0.00925	0.0100	-7.5	20.0
Ethyl methacrylate	Ave	0.4305	0.3850		0.00894	0.0100	-10.6	20.0
1,1,2-Trichloroethane	Ave	0.3579	0.3245	0.1000	0.00907	0.0100	-9.3	20.0
Tetrachloroethene	Ave	0.3232	0.3079	0.2000	0.00953	0.0100	-4.7	20.0
1,3-Dichloropropane	Ave	0.6888	0.6153		0.00893	0.0100	-10.7	20.0
2-Hexanone	Ave	0.3306	0.2837	0.0500	0.0172	0.0200	-14.2	20.0
Dibromochloromethane	Ave	0.3240	0.3085		0.00952	0.0100	-4.8	20.0
1,2-Dibromoethane	Ave	0.3412	0.2998		0.00878	0.0100	-12.2	20.0
Chlorobenzene	Ave	1.096	0.9928	0.3000	0.00906	0.0100	-9.4	20.0
1,1,1,2-Tetrachloroethane	Ave	0.3437	0.3231		0.00940	0.0100	-6.0	20.0
Ethylbenzene	Ave	0.5806	0.5528		0.00952	0.0100	-4.8	20.0
m-Xylene & p-Xylene	Ave	0.6857	0.6762		0.00986	0.0100	-1.4	20.0
o-Xylene	Ave	0.6718	0.6441		0.00959	0.0100	-4.1	20.0
Styrene	Ave	1.114	1.123	0.3000	0.0101	0.0100	0.8	20.0
Bromoform	Ave	0.1787	0.1600	0.1000	0.00896	0.0100	-10.4	20.0
Isopropylbenzene	Ave	1.632	1.655	0.1000	0.0101	0.0100	1.4	20.0
1,1,2,2-Tetrachloroethane	Ave	0.8840	0.7616	0.3000	0.00862	0.0100	-13.8	20.0
Bromobenzene	Ave	0.8193	0.7900		0.00964	0.0100	-3.6	20.0
1,2,3-Trichloropropane	Ave	0.3032	0.2741		0.00904	0.0100	-9.6	20.0
trans-1,4-Dichloro-2-butene	Ave	0.3200	0.2926		0.00914	0.0100	-8.6	20.0
n-Propylbenzene	Ave	0.8411	0.8427		0.0100	0.0100	0.2	20.0
2-Chlorotoluene	Ave	0.7555	0.7314		0.00968	0.0100	-3.2	20.0
1,3,5-Trimethylbenzene	Ave	2.585	2.630		0.0102	0.0100	1.7	20.0
4-Chlorotoluene	Ave	0.8140	0.7902		0.00971	0.0100	-2.9	20.0
tert-Butylbenzene	Ave	2.092	2.070		0.00990	0.0100	-1.0	20.0
1,2,4-Trimethylbenzene	Ave	2.713	2.767		0.0102	0.0100	2.0	20.0
sec-Butylbenzene	Ave	2.936	2.905		0.00990	0.0100	-1.0	20.0
1,3-Dichlorobenzene	Ave	1.573	1.458	0.6000	0.00927	0.0100	-7.3	20.0
p-Isopropyltoluene	Ave	2.406	2.429		0.0101	0.0100	0.9	20.0
1,4-Dichlorobenzene	Ave	1.663	1.471	0.5000	0.00885	0.0100	-11.5	20.0
n-Butylbenzene	Ave	2.047	1.932		0.00944	0.0100	-5.6	20.0
1,2-Dichlorobenzene	Ave	1.489	1.394	0.4000	0.00936	0.0100	-6.4	20.0

FORM VII 8260C

FORM VII
GC/MS VOA CONTINUING CALIBRATION DATA

Lab Name: TestAmerica Canton Job No.: 240-51914-1

SDG No.:

Lab Sample ID: CCVIS 240-186575/2 Calibration Date: 06/24/2015 11:53

Instrument ID: A3UX17 Calib Start Date: 06/15/2015 12:08

GC Column: DB-624 ID: 0.18(mm) Calib End Date: 06/15/2015 14:01

Lab File ID: UXR4501.D Conc. Units: ng/uL Heated Purge: (Y/N) N

ANALYTE	CURVE TYPE	AVE RRF	RRF	MIN RRF	CALC AMOUNT	SPIKE AMOUNT	%D	MAX %D
1,2-Dibromo-3-Chloropropane	Ave	0.1121	0.0918	0.0500	0.00819	0.0100	-18.1	20.0
1,2,4-Trichlorobenzene	Lin1		0.6279	0.2000	0.00748	0.0100	-25.2*	20.0
Hexachlorobutadiene	Lin1		0.2804		0.00804	0.0100	-19.6	20.0
Naphthalene	Lin1		1.383		0.00635	0.0100	-36.5*	20.0
1,2,3-Trichlorobenzene	Lin1		0.6083		0.00742	0.0100	-25.8*	20.0
Dibromofluoromethane (Surr)	Ave	0.2348	0.2198		0.00936	0.0100	-6.4	20.0
1,2-Dichloroethane-d4 (Surr)	Ave	0.3963	0.3557		0.00898	0.0100	-10.2	20.0
Toluene-d8 (Surr)	Ave	1.467	1.372		0.00936	0.0100	-6.4	20.0
4-Bromofluorobenzene (Surr)	Ave	0.5144	0.4860		0.00945	0.0100	-5.5	20.0

FORM VII
GC/MS VOA CONTINUING CALIBRATION DATA

Lab Name: TestAmerica Canton Job No.: 240-51914-1

SDG No.:

Lab Sample ID: CCV 240-186575/3 Calibration Date: 06/24/2015 12:16

Instrument ID: A3UX17 Calib Start Date: 06/10/2015 12:50

GC Column: DB-624 ID: 0.18(mm) Calib End Date: 06/10/2015 14:44

Lab File ID: UXR4502.D Conc. Units: ng/uL Heated Purge: (Y/N) N

ANALYTE	CURVE TYPE	AVE RRF	RRF	MIN RRF	CALC AMOUNT	SPIKE AMOUNT	%D	MAX %D
Acetonitrile	Ave	0.0487	0.0502		0.103	0.100	3.1	20.0
Diisopropyl ether	Ave	0.2186	0.1952		0.00893	0.0100	-10.7	20.0
2-Chloro-1,3-butadiene	Ave	0.5651	0.5304		0.00939	0.0100	-6.1	20.0
Ethyl-t-butyl ether (ETBE)	Ave	0.8138	0.7416		0.00911	0.0100	-8.9	20.0
Ethyl acetate	Ave	0.0832	0.0670		0.0161	0.0200	-19.6	20.0
Propionitrile	Ave	0.0525	0.0495		0.0942	0.100	-5.8	20.0
Methacrylonitrile	Ave	0.2501	0.2295		0.0918	0.100	-8.2	20.0
Tert-amyl-methyl ether (TAME)	Ave	0.5690	0.5192		0.00912	0.0100	-8.8	20.0
n-Butanol	Ave	0.0087	0.0076		0.217	0.250	-13.4	20.0
Ethyl acrylate	Ave	0.3672	0.3356		0.00914	0.0100	-8.6	20.0
Methyl methacrylate	Ave	0.3121	0.2859		0.0183	0.0200	-8.4	20.0
2-Nitropropane	Ave	0.0628	0.0557		0.0177	0.0200	-11.4	20.0
n-Butyl acetate	Ave	0.0700	0.0547		0.00100	0.0100	-21.8*	20.0
1-Chlorohexane	Ave	0.3668	0.3341		0.00911	0.0100	-8.9	20.0
Cyclohexanone	Ave	0.0194	0.0174		0.0893	0.100	-10.7	20.0
1,2,3-Trimethylbenzene	Ave	2.681	2.787		0.0104	0.0100	3.9	20.0
1,3,5-Trichlorobenzene	Ave	0.9448	0.9035		0.00956	0.0100	-4.4	20.0
2-Methylnaphthalene	Qua		0.5209		0.0111	0.0200	-44.3*	20.0

TETRA TECH

INTERNAL CORRESPONDENCE

TO: **A. APANAVAGE** **DATE:** **AUGUST 5, 2015**

FROM: **L. GANSER** **COPIES:** **DV FILE**

SUBJECT: **INORGANIC DATA VALIDATION – DISSOLVED METALS AND HARDNESS LOCKHEED MARTIN CORPORATION (LMC) – MARTIN STATE AIRPORT (MSA) SDG 240-51914-1**

SAMPLES: 36/Aqueous/Dissolved Metals/Hardness

MSA-SW37A-061115	MSA-SW37B-061115	MSA-SW37C-061115	MSA-SW37D-061115
MSA-SW38A-061115	MSA-SW38B-061115	MSA-SW38C-061115	MSA-SW38D-061115
MSA-SW39A-061115	MSA-SW39B-061115	MSA-SW39C-061115	MSA-SW39D-061115
MSA-SW40A-061115	MSA-SW40B-061115	MSA-SW40C-061115	MSA-SW40D-061115
MSA-SW41A-061115	MSA-SW41B-061115	MSA-SW41C-061115	MSA-SW41D-061115
MSA-SW42A-061115	MSA-SW42B-061115	MSA-SW42C-061115	MSA-SW42D-061115
MSA-SW43A-061115	MSA-SW43B-061115	MSA-SW43C-061115	MSA-SW43D-061115
MSA-SW44A-061115	MSA-SW44B-061115	MSA-SW44C-061115	MSA-SW44D-061115
MSA-SW45A-061115	MSA-SW45B-061115	MSA-SW45C-061115	MSA-SW45D-061115

Overview

The sample set for LMC-MSA, SDG 240-51914-1 consisted of thirty-six (36) aqueous environmental samples. All thirty-six (36) aqueous samples were analyzed for select dissolved metals. No field duplicate sample pair was included in this SDG.

The samples were collected by Tetra Tech, Inc. on June 11, 2015 and analyzed by TestAmerica, Inc. All analyses were conducted in accordance with SW-846 Methods 6020 and 7470A and Standard Method 2340B analytical and reporting protocols.

The data contained in this SDG were validated with regard to the following parameters: data completeness, holding times, calibration data, ICP/MS tune, laboratory method/preparation blanks, Interference Check Sample (ICS) results, Matrix Spike/Matrix Spike Duplicate (MS/MSD) results, Laboratory Control Sample (LCS) results, ICP serial dilution results, detection limits and analyte quantitation. Areas of concern are listed below.

Major

No major issues were noted.

Minor

- The following analytes were detected in the laboratory preparation and calibration blanks at the following maximum concentrations:

Analyte	Maximum Concentration (µg/L)	Action Level (µg/L)
Antimony(1)	0.46	2.3
Arsenic(2)	0.374	1.87
Arsenic(3)	0.287	1.435
Arsenic(4)	0.348	1.74
Beryllium(1)	0.286	1.43
Beryllium(5)	0.153	0.765

Analyte	Maximum Concentration (µg/L)	Action Level (µg/L)
Chromium(2)	1.89	9.45
Chromium(3)	1.45	7.25
Chromium(4)	1.56	7.8
Cobalt(1)	0.042	0.21
Cobalt(3)	0.098	0.49
Cobalt(5)	0.076	0.38
Copper(2)	3.18	15.9
Copper(3)	2.23	11.15
Copper(4)	2.25	11.25
Molybdenum(3)	1.63	8.15
Nickel(2)	1.47	7.35
Nickel(3)	0.302	1.51
Selenium(1)	0.51	2.55
Thallium(1)	0.085	0.425
Tungsten(3)	0.527	2.635
Vanadium(2)	1.15	5.75
Vanadium(3)	1.14	5.7
Vanadium(4)	1.29	6.45
Zinc(3)	8.42	42.1
Zinc(4)	11	55

1. Maximum concentration detected in calibration blanks on 6/17/2015 between 14:15 and 17:53 affecting all samples, except samples MSA-SW37A-061115, MSA-SW37B-061115, MSA-SW37C-061115, MSA-SW37D-061115, and MSA-SW38A-061115.
2. Maximum concentration detected in the laboratory method blank (240-185099/1-A) affecting samples associated with preparation batch 185099 which includes samples MSA-SW37A-061115, MSA-SW37B-061115, MSA-SW37C-061115, MSA-SW37D-061115, and MSA-SW38A-061115.
3. D Maximum concentration detected in the laboratory method blank (240-185092/1-A) affecting samples associated with preparation batch 185092 which includes samples MSA-SW38B-061115, MSA-SW38C-061115, MSA-SW38D-061115, MSA-SW39A-061115, MSA-SW39B-061115, MSA-SW39C-061115, MSA-SW39D-061115, MSA-SW40A-061115, MSA-SW40B-061115, MSA-SW40C-061115, MSA-SW40D-061115, MSA-SW41A-061115, MSA-SW41B-061115, MSA-SW41C-061115, MSA-SW41D-061115, MSA-SW42A-061115, MSA-SW42B-061115, MSA-SW42C-061115, MSA-SW42D-061115, and MSA-SW43A-061115.
4. E Maximum concentration detected in the laboratory method blank (240-185094/1-A) affecting samples associated with preparation batch 185094 which includes samples MSA-SW43B-061115, MSA-SW43C-061115, MSA-SW43D-061115, MSA-SW44A-061115, MSA-SW44B-061115, MSA-SW44C-061115, MSA-SW44D-061115, MSA-SW45A-061115, MSA-SW45B-061115, MSA-SW45C-061115, and MSA-SW45D-061115.
5. Maximum concentration detected in calibration blank on 6/16/2015 @ 16:21 affecting samples MSA-SW37A-061115, MSA-SW37B-061115, MSA-SW37C-061115, MSA-SW37D-061115, and MSA-SW38A-061115.

An action level of 5X the maximum contaminant level has been used to evaluate sample data for blank contamination. Sample aliquot and dilution factor, if applicable, were taken into consideration when evaluating for blank contamination.

Detected results reported below the established action levels were qualified as non-detected, (U), due to blank contamination.

- Detected results reported below the Reporting Limit (RL) limit but above the Method Detection Limit (MDL) were qualified as estimated, (J).

Notes

Surface water samples were filtered in the field.

Non-detected results were reported to the MDL.

Executive Summary

Laboratory Performance: Analytes were detected in the laboratory preparation and method blanks.

Other Factors Affecting Data Quality: None.

The data for these analyses were reviewed with reference to the "National Functional Guidelines for Inorganic Review" (January 2010) and SW846 Methods 6020 and 7470A analytical and reporting protocols. The text of this report has been formulated to address only those areas affecting data quality.

Tetra Tech, Inc.
Leanne Ganser
Environmental Scientist/Data Validator

Tetra Tech, Inc.
Joseph A. Samchuck
Data Validation Manager

Attachments:
Appendix A – Qualified Analytical Results
Appendix B – Results as Reported by the Laboratory
Appendix C – Support Documentation

Appendix A

Qualified Analytical Results

Data Validation Qualifier Codes:

VQL – Validation Qualifier
QLCD – Validation Qualifier Code

A = Lab Blank Contamination
B = Field Blank Contamination
C = Calibration Noncompliance (e.g. % RSDs, %Ds, ICVs, CCVs, RRFs, etc.)
C01 = GC/MS Tuning Noncompliance
D = MS/MSD Recovery Noncompliance
E = LCS/LCSD Recovery Noncompliance
F = Lab Duplicate Imprecision
G = Field Duplicate Imprecision
H = Holding Time Exceedance
I = ICP Serial Dilution Noncompliance
J = GFAA PDS-GFAA MSA's r < 0.995 / ICP PDS Recovery Noncompliance
K = ICP Interference - includes ICS % R Noncompliance
L = Instrument Calibration Range Exceedance
M = Sample Preservation Noncompliance
N = Internal Standard Noncompliance
N01 = Internal Standard Recovery Noncompliance Dioxins
N02 = Recovery Standard Noncompliance Dioxins
N03 = Clean-up Standard Noncompliance Dioxins
O = Poor Instrument Performance (e.g. base-line drifting)
P = Uncertainty near detection limit (< 2 x IDL for inorganics and <CRQL for organics)
Q = Other problems (can encompass a number of issues; e.g. chromatography,interferences, etc.)
R = Surrogates Recovery Noncompliance
S = Pesticide/PCB Resolution
T = % Breakdown Noncompliance for DDT and Endrin
U = % Difference between columns/detectors >25% for positive results determined via GC/HPLC
V = Non-linear calibrations; correlation coefficient r < 0.995
W = EMPC result
X = Signal to noise response drop
Y = Percent solids <30%
Z = Uncertainty at 2 sigma deviation is greater than sample activity

PROJ_NO: 07335	NSAMPLE	MSA-SW37A-061115			MSA-SW37B-061115			MSA-SW37C-061115			MSA-SW37D-061115		
SDG: 240-51914-1	LAB_ID	240-51914-1			240-51914-2			240-51914-3			240-51914-4		
FRACTION: MF	SAMP_DATE	6/11/2015			6/11/2015			6/11/2015			6/11/2015		
MEDIA: WATER	QC_TYPE	NM			NM			NM			NM		
	UNITS	UG/L			UG/L			UG/L			UG/L		
	PCT_SOLIDS	0.0			0.0			0.0			0.0		
	DUP_OF												
PARAMETER		RESULT	VQL	QLCD	RESULT	VQL	QLCD	RESULT	VQL	QLCD	RESULT	VQL	QLCD
ANTIMONY		0.27	J	P	0.29	J	P	0.29	J	P	0.25	J	P
ARSENIC		1.4	U	A	1.4	U	A	1.5	U	A	1.5	U	A
BARIUM		24			24			25			24		
BERYLLIUM		0.09	U	A	0.079	U	A	0.061	U	A	0.056	U	A
CADMIUM		0.45	J	P	0.47	J	P	0.41	J	P	0.38	J	P
CHROMIUM		2.2	U	A	2.4	U	A	2.4	U	A	2.3	U	A
COBALT		0.25	U	A	0.18	U	A	0.15	U	A	0.12	U	A
COPPER		7.8	U	A	8.3	U	A	9	U	A	9.1	U	A
LEAD		0.11	U		0.11	U		0.13	J	P	0.11	U	
MERCURY		0.09	U		0.09	U		0.09	U		0.09	U	
MOLYBDENUM		1.6	J	P	1.6	J	P	1.6	J	P	1.5	J	P
NICKEL		2.6	U	A	2.7	U	A	2.7	U	A	2.7	U	A
SELENIUM		0.48	J	P	0.53	J	P	0.52	J	P	0.49	J	P
SILVER		0.02	U		0.02	U		0.02	U		0.02	U	
THALLIUM		0.074	U		0.074	U		0.074	U		0.074	U	
TUNGSTEN		0.5	U		0.5	U		0.5	U		0.5	U	
VANADIUM		1.6	U	A	1.7	U	A	1.8	U	A	1.7	U	A
ZINC		11	J	P	14	J	P	11	J	P	12	J	P

PROJ_NO: 07335	NSAMPLE	MSA-SW38A-061115			MSA-SW38B-061115			MSA-SW38C-061115			MSA-SW38D-061115		
SDG: 240-51914-1	LAB_ID	240-51914-5			240-51914-6			240-51914-7			240-51914-8		
FRACTION: MF	SAMP_DATE	6/11/2015			6/11/2015			6/11/2015			6/11/2015		
MEDIA: WATER	QC_TYPE	NM			NM			NM			NM		
	UNITS	UG/L			UG/L			UG/L			UG/L		
	PCT_SOLIDS	0.0			0.0			0.0			0.0		
	DUP_OF												
PARAMETER		RESULT	VQL	QLCD	RESULT	VQL	QLCD	RESULT	VQL	QLCD	RESULT	VQL	QLCD
ANTIMONY		0.27	J	P	0.34	U	A	0.41	U	A	0.29	U	A
ARSENIC		1.4	U	A	1.6	J	P	1.7	J	P	1.4	U	A
BARIUM		24			25			24			24		
BERYLLIUM		0.064	U	A	0.62	U	A	0.96	U	A	0.51	U	A
CADMIUM		0.93	J	P	0.46	J	P	0.48	J	P	0.34	J	P
CHROMIUM		2.3	U	A	1.8	U	A	2	U	A	1.9	U	A
COBALT		0.8	J	P	0.32	U	A	0.32	U	A	0.18	U	A
COPPER		7.6	U	A	8	U	A	8.1	U	A	8.4	U	A
LEAD		0.11	J	P	0.14	J	P	0.15	J	P	0.11	J	P
MERCURY		0.09	U		0.09	U		0.09	U		0.09	U	
MOLYBDENUM		1.6	J	P	1.8	U	A	1.7	U	A	1.6	U	A
NICKEL		2.6	U	A	1.4	U	A	1.5	U	A	1.4	U	A
SELENIUM		0.66	J	P	0.83	U	A	0.99	U	A	0.73	U	A
SILVER		0.02	U		0.02	U		0.02	U		0.02	U	
THALLIUM		0.074	U		0.12	U	A	0.14	U	A	0.074	U	
TUNGSTEN		0.5	U		0.56	U	A	0.6	U	A	0.5	U	
VANADIUM		1.6	U	A	1.6	U	A	1.8	U	A	1.7	U	A
ZINC		12	J	P	11	U	A	11	U	A	12	U	A

PROJ_NO: 07335	NSAMPLE	MSA-SW39A-061115			MSA-SW39B-061115			MSA-SW39C-061115			MSA-SW39D-061115		
SDG: 240-51914-1	LAB_ID	240-51914-9			240-51914-10			240-51914-11			240-51914-12		
FRACTION: MF	SAMP_DATE	6/11/2015			6/11/2015			6/11/2015			6/11/2015		
MEDIA: WATER	QC_TYPE	NM			NM			NM			NM		
	UNITS	UG/L			UG/L			UG/L			UG/L		
	PCT_SOLIDS	0.0			0.0			0.0			0.0		
	DUP_OF												
PARAMETER		RESULT	VQL	QLCD	RESULT	VQL	QLCD	RESULT	VQL	QLCD	RESULT	VQL	QLCD
ANTIMONY		0.42	U	A	0.27	U	A	0.24	U	A	0.22	U	A
ARSENIC		1.4	U	A	1.5	J	P	1.5	J	P	1.4	U	A
BARIUM		26			27			26			25		
BERYLLIUM		0.31	U	A	0.23	U	A	0.19	U	A	0.16	U	A
CADMIUM		0.2	J	P	0.18	J	P	0.2	J	P	0.19	J	P
CHROMIUM		1.9	U	A	1.9	U	A	1.9	U	A	2	U	A
COBALT		0.26	U	A	0.24	U	A	0.22	U	A	0.18	U	A
COPPER		6.8	U	A	7.3	U	A	7.4	U	A	7.2	U	A
LEAD		0.11	U		0.12	J	P	0.14	J	P	0.11	U	
MERCURY		0.09	U		0.09	U		0.09	U		0.09	U	
MOLYBDENUM		1.6	U	A	1.6	U	A	1.6	U	A	1.6	U	A
NICKEL		1.5	U	A	1.5	U	A	1.4	U	A	1.4	U	A
SELENIUM		0.81	U	A	0.91	U	A	0.65	U	A	0.6	U	A
SILVER		0.02	U		0.02	U		0.02	U		0.02	U	
THALLIUM		0.074	U		0.074	U		0.074	U		0.074	U	
TUNGSTEN		0.5	U		0.5	U		0.5	U		0.5	U	
VANADIUM		1.5	U	A	1.5	U	A	1.6	U	A	1.7	U	A
ZINC		12	U	A	9.3	U	A	9.2	U	A	8.5	U	A

PROJ_NO: 07335	NSAMPLE	MSA-SW40A-061115			MSA-SW40B-061115			MSA-SW40C-061115			MSA-SW40D-061115		
SDG: 240-51914-1	LAB_ID	240-51914-13			240-51914-14			240-51914-15			240-51914-16		
FRACTION: MF	SAMP_DATE	6/11/2015			6/11/2015			6/11/2015			6/11/2015		
MEDIA: WATER	QC_TYPE	NM			NM			NM			NM		
	UNITS	UG/L			UG/L			UG/L			UG/L		
	PCT_SOLIDS	0.0			0.0			0.0			0.0		
	DUP_OF												
PARAMETER		RESULT	VQL	QLCD	RESULT	VQL	QLCD	RESULT	VQL	QLCD	RESULT	VQL	QLCD
ANTIMONY		0.24	U	A	0.26	U	A	0.25	U	A	0.26	U	A
ARSENIC		1.4	U	A	1.4	U	A	1.4	U	A	1.4	U	A
BARIUM		23			23			24			25		
BERYLLIUM		0.16	U	A	0.14	U	A	0.098	U	A	0.078	U	A
CADMIUM		0.37	J	P	0.4	J	P	0.39	J	P	0.31	J	P
CHROMIUM		2	U	A	2	U	A	1.9	U	A	2.1	U	A
COBALT		0.26	U	A	0.27	U	A	0.17	U	A	0.13	U	A
COPPER		16			7.8	U	A	7.9	U	A	8.5	U	A
LEAD		0.11	U		0.11	U		0.11	U		0.11	U	
MERCURY		0.09	U		0.09	U		0.17	J	P	0.11	J	P
MOLYBDENUM		1.5	U	A	1.5	U	A	1.6	U	A	1.6	U	A
NICKEL		1.2	U	A	1.6	J	P	1.2	U	A	1.3	U	A
SELENIUM		0.69	U	A	0.53	U	A	0.68	U	A	0.61	U	A
SILVER		0.02	U		0.02	U		0.02	U		0.02	U	
THALLIUM		0.074	U		0.074	U		0.074	U		0.074	U	
TUNGSTEN		0.5	U		0.5	U		0.5	U		0.5	U	
VANADIUM		1.6	U	A	1.8	U	A	1.7	U	A	1.9	U	A
ZINC		13	U	A	11	U	A	11	U	A	14	U	A

PROJ_NO: 07335	NSAMPLE	MSA-SW41A-061115			MSA-SW41B-061115			MSA-SW41C-061115			MSA-SW41D-061115		
SDG: 240-51914-1	LAB_ID	240-51914-17			240-51914-18			240-51914-19			240-51914-20		
FRACTION: MF	SAMP_DATE	6/11/2015			6/11/2015			6/11/2015			6/11/2015		
MEDIA: WATER	QC_TYPE	NM			NM			NM			NM		
	UNITS	UG/L			UG/L			UG/L			UG/L		
	PCT_SOLIDS	0.0			0.0			0.0			0.0		
	DUP_OF												
PARAMETER		RESULT	VQL	QLCD	RESULT	VQL	QLCD	RESULT	VQL	QLCD	RESULT	VQL	QLCD
ANTIMONY		0.27	U	A	0.24	U	A	0.39	U	A	0.28	U	A
ARSENIC		1.5	J	P	1.4	U	A	1.3	U	A	1.4	U	A
BARIUM		25			23			24			24		
BERYLLIUM		0.08	U	A	0.076	U	A	0.076	U	A	0.07	U	A
CADMIUM		0.39	J	P	0.29	J	P	0.32	J	P	0.25	J	P
CHROMIUM		2.2	U	A	2.1	U	A	1.9	U	A	2.1	U	A
COBALT		0.23	U	A	0.12	U	A	0.13	U	A	0.12	U	A
COPPER		8	U	A	9.3	U	A	7.8	U	A	8.3	U	A
LEAD		0.11	U		0.11	U		0.11	U		0.11	J	P
MERCURY		0.09	U		0.09	U		0.09	U		0.09	U	
MOLYBDENUM		1.6	U	A	1.5	U	A	1.5	U	A	1.5	U	A
NICKEL		1.5	U	A	1	U	A	1.1	U	A	1.2	U	A
SELENIUM		0.8	U	A	0.58	U	A	0.61	U	A	0.62	U	A
SILVER		0.02	U		0.02	U		0.02	U		0.02	U	
THALLIUM		0.074	U		0.074	U		0.074	U		0.074	U	
TUNGSTEN		0.5	U		0.5	U		0.5	U		0.5	U	
VANADIUM		1.9	U	A	1.9	U	A	1.6	U	A	1.7	U	A
ZINC		11	U	A	12	U	A	9.6	U	A	12	U	A

PROJ_NO: 07335	NSAMPLE	MSA-SW42A-061115			MSA-SW42B-061115			MSA-SW42C-061115			MSA-SW42D-061115		
SDG: 240-51914-1	LAB_ID	240-51914-21			240-51914-22			240-51914-23			240-51914-24		
FRACTION: MF	SAMP_DATE	6/11/2015			6/11/2015			6/11/2015			6/11/2015		
MEDIA: WATER	QC_TYPE	NM			NM			NM			NM		
	UNITS	UG/L			UG/L			UG/L			UG/L		
	PCT_SOLIDS	0.0			0.0			0.0			0.0		
	DUP_OF												
PARAMETER		RESULT	VQL	QLCD	RESULT	VQL	QLCD	RESULT	VQL	QLCD	RESULT	VQL	QLCD
ANTIMONY		0.27	U	A	0.28	U	A	0.25	U	A	0.25	U	A
ARSENIC		1.5	J	P	1.4	U	A	1.4	U	A	1.5	J	P
BARIUM		25			26			25			25		
BERYLLIUM		0.053	U	A	0.053	U		0.053	U		0.053	U	
CADMIUM		0.32	J	P	0.36	J	P	0.4	J	P	0.33	J	P
CHROMIUM		2.1	U	A	2.2	U	A	2.1	U	A	2.2	U	A
COBALT		0.25	U	A	0.23	U	A	0.22	U	A	0.14	U	A
COPPER		8	U	A	8.2	U	A	8	U	A	8.2	U	A
LEAD		0.12	J	P	0.11	J	P	0.11	U		0.11	U	
MERCURY		0.09	U		0.09	U		0.09	U		0.09	U	
MOLYBDENUM		1.6	U	A	1.6	U	A	1.6	U	A	1.6	U	A
NICKEL		1.4	U	A	1.4	U	A	1.3	U	A	1.4	U	A
SELENIUM		0.6	U	A	0.47	U	A	0.46	U	A	0.57	U	A
SILVER		0.02	U		0.02	U		0.02	U		0.02	U	
THALLIUM		0.074	U		0.074	U		0.074	U		0.074	U	
TUNGSTEN		0.5	U		0.5	U		0.5	U		0.5	U	
VANADIUM		1.8	U	A	1.9	U	A	1.9	U	A	2	U	A
ZINC		10	U	A	11	U	A	12	U	A	11	U	A

PROJ_NO: 07335	NSAMPLE	MSA-SW43A-061115			MSA-SW43B-061115			MSA-SW43C-061115			MSA-SW43D-061115		
SDG: 240-51914-1	LAB_ID	240-51914-25			240-51914-26			240-51914-27			240-51914-28		
FRACTION: MF	SAMP_DATE	6/11/2015			6/11/2015			6/11/2015			6/11/2015		
MEDIA: WATER	QC_TYPE	NM			NM			NM			NM		
	UNITS	UG/L			UG/L			UG/L			UG/L		
	PCT_SOLIDS	0.0			0.0			0.0			0.0		
	DUP_OF												
PARAMETER		RESULT	VQL	QLCD	RESULT	VQL	QLCD	RESULT	VQL	QLCD	RESULT	VQL	QLCD
ANTIMONY		0.26	U	A	0.23	U	A	0.39	U	A	0.27	U	A
ARSENIC		1.5	J	P	1.4	U	A	1.4	U	A	1.4	U	A
BARIUM		25			24			24			25		
BERYLLIUM		0.053	U		0.25	U	A	0.19	U	A	0.17	U	A
CADMIUM		0.36	J	P	0.28	J	P	0.31	J	P	0.29	J	P
CHROMIUM		2.2	U	A	2	U	A	2	U	A	2.1	U	A
COBALT		0.45	U	A	0.18	U	A	0.12	U	A	0.13	U	A
COPPER		7.7	U	A	7.7	U	A	7.9	U	A	8.3	U	A
LEAD		0.15	J	P	0.11	U		0.25	J	P	0.11	U	
MERCURY		0.09	U		0.09	U		0.09	U		0.09	U	
MOLYBDENUM		1.5	U	A	1.5	J	P	1.6	J	P	1.5	J	P
NICKEL		1.7	J	P	1.5	J	P	1.4	J	P	1.8	J	P
SELENIUM		0.69	U	A	0.65	U	A	0.52	U	A	0.52	U	A
SILVER		0.02	U		0.02	U		0.02	U		0.02	U	
THALLIUM		0.074	U		0.074	U		0.074	U		0.074	U	
TUNGSTEN		0.5	U		0.5	U		0.5	U		0.5	U	
VANADIUM		2	U	A	1.7	U	A	1.7	U	A	1.8	U	A
ZINC		11	U	A	12	U	A	11	U	A	11	U	A

PROJ_NO: 07335	NSAMPLE	MSA-SW44A-061115			MSA-SW44B-061115			MSA-SW44C-061115			MSA-SW44D-061115		
SDG: 240-51914-1	LAB_ID	240-51914-29			240-51914-30			240-51914-31			240-51914-32		
FRACTION: MF	SAMP_DATE	6/11/2015			6/11/2015			6/11/2015			6/11/2015		
MEDIA: WATER	QC_TYPE	NM			NM			NM			NM		
	UNITS	UG/L			UG/L			UG/L			UG/L		
	PCT_SOLIDS	0.0			0.0			0.0			0.0		
	DUP_OF												
PARAMETER		RESULT	VQL	QLCD	RESULT	VQL	QLCD	RESULT	VQL	QLCD	RESULT	VQL	QLCD
ANTIMONY		0.27	U	A	0.24	U	A	0.26	U	A	0.24	U	A
ARSENIC		1.5	U	A	1.5	U	A	1.5	U	A	1.5	U	A
BARIUM		25			24			25			25		
BERYLLIUM		0.17	U	A	0.11	U	A	0.11	U	A	0.083	U	A
CADMIUM		0.29	J	P	0.28	J	P	0.25	J	P	0.25	J	P
CHROMIUM		2.1	U	A	2	U	A	2.2	U	A	2.1	U	A
COBALT		0.36	J	P	0.096	U	A	0.088	U	A	0.084	U	A
COPPER		8.3	U	A	7.9	U	A	8	U	A	8.1	U	A
LEAD		0.14	J	P	0.11	U		0.11	U		0.11	U	
MERCURY		0.09	U		0.09	U		0.09	U		0.09	U	
MOLYBDENUM		1.5	J	P	1.5	J	P	1.6	J	P	1.5	J	P
NICKEL		1.9	J	P	1.3	J	P	1.3	J	P	1.3	J	P
SELENIUM		0.58	U	A	0.7	U	A	0.76	U	A	0.92	U	A
SILVER		0.02	U		0.02	U		0.02	U		0.02	U	
THALLIUM		0.074	U		0.074	U		0.074	U		0.074	U	
TUNGSTEN		0.5	U		0.5	U		0.5	U		0.5	U	
VANADIUM		1.8	U	A	1.7	U	A	1.8	U	A	1.7	U	A
ZINC		12	U	A	10	U	A	10	U	A	9.8	U	A

PROJ_NO: 07335	NSAMPLE	MSA-SW45A-061115			MSA-SW45B-061115			MSA-SW45C-061115			MSA-SW45D-061115		
SDG: 240-51914-1	LAB_ID	240-51914-33			240-51914-34			240-51914-35			240-51914-36		
FRACTION: MF	SAMP_DATE	6/11/2015			6/11/2015			6/11/2015			6/11/2015		
MEDIA: WATER	QC_TYPE	NM			NM			NM			NM		
	UNITS	UG/L			UG/L			UG/L			UG/L		
	PCT_SOLIDS	0.0			0.0			0.0			0.0		
	DUP_OF												
PARAMETER		RESULT	VQL	QLCD	RESULT	VQL	QLCD	RESULT	VQL	QLCD	RESULT	VQL	QLCD
ANTIMONY		0.22	U	A	0.24	U	A	0.25	U	A	0.23	U	A
ARSENIC		1.5	U	A	1.6	U	A	1.5	U	A	1.5	U	A
BARIUM		24			25			25			26		
BERYLLIUM		0.078	U	A	0.06	U	A	0.053	U		0.054	U	A
CADMIUM		0.22	J	P	0.27	J	P	0.25	J	P	0.21	J	P
CHROMIUM		2.1	U	A	2.1	U	A	2.1	U	A	2.1	U	A
COBALT		0.27	J	P	0.12	U	A	0.091	U	A	0.095	U	A
COPPER		7.1	U	A	7.6	U	A	7.3	U	A	7.7	U	A
LEAD		0.15	J	P	0.11	U		0.11	U		0.11	U	
MERCURY		0.09	U		0.09	U		0.09	U		0.09	U	
MOLYBDENUM		1.5	J	P	1.6	J	P	1.5	J	P	1.6	J	P
NICKEL		1.4	J	P	1.2	J	P	1.1	J	P	1.3	J	P
SELENIUM		0.84	U	A	1	U	A	0.91	U	A	1.2	U	A
SILVER		0.02	U		0.02	U		0.02	U		0.02	U	
THALLIUM		0.074	U		0.074	U		0.074	U		0.074	U	
TUNGSTEN		0.5	U		0.5	U		0.5	U		0.5	U	
VANADIUM		1.7	U	A	1.8	U	A	1.8	U	A	1.8	U	A
ZINC		13	U	A	9.3	U	A	9.9	U	A	9.2	U	A

PROJ_NO: 07335	NSAMPLE	MSA-SW37A-061115			MSA-SW37B-061115			MSA-SW37C-061115			MSA-SW37D-061115		
SDG: 240-51914-1	LAB_ID	240-51914-1			240-51914-2			240-51914-3			240-51914-4		
FRACTION: MISC	SAMP_DATE	6/11/2015			6/11/2015			6/11/2015			6/11/2015		
MEDIA: WATER	QC_TYPE	NM			NM			NM			NM		
	UNITS	MG/L			MG/L			MG/L			MG/L		
	PCT_SOLIDS	0.0			0.0			0.0			0.0		
	DUP_OF												
PARAMETER		RESULT	VQL	QLCD	RESULT	VQL	QLCD	RESULT	VQL	QLCD	RESULT	VQL	QLCD
CALCIUM HARDNESS AS CACO3		93			92			96			93		
HARDNESS AS CACO3		410			410			430			410		
MAGNESIUM HARDNESS AS CACO3		320			310			330			320		

PROJ_NO: 07335	NSAMPLE	MSA-SW38A-061115			MSA-SW38B-061115			MSA-SW38C-061115			MSA-SW38D-061115		
SDG: 240-51914-1	LAB_ID	240-51914-5			240-51914-6			240-51914-7			240-51914-8		
FRACTION: MISC	SAMP_DATE	6/11/2015			6/11/2015			6/11/2015			6/11/2015		
MEDIA: WATER	QC_TYPE	NM			NM			NM			NM		
	UNITS	MG/L			MG/L			MG/L			MG/L		
	PCT_SOLIDS	0.0			0.0			0.0			0.0		
	DUP_OF												
PARAMETER		RESULT	VQL	QLCD	RESULT	VQL	QLCD	RESULT	VQL	QLCD	RESULT	VQL	QLCD
CALCIUM HARDNESS AS CACO3		94			92			91			92		
HARDNESS AS CACO3		410			420			420			420		
MAGNESIUM HARDNESS AS CACO3		320			330			330			320		

PROJ_NO: 07335	NSAMPLE	MSA-SW39A-061115			MSA-SW39B-061115			MSA-SW39C-061115			MSA-SW39D-061115		
SDG: 240-51914-1	LAB_ID	240-51914-9			240-51914-10			240-51914-11			240-51914-12		
FRACTION: MISC	SAMP_DATE	6/11/2015			6/11/2015			6/11/2015			6/11/2015		
MEDIA: WATER	QC_TYPE	NM			NM			NM			NM		
	UNITS	MG/L			MG/L			MG/L			MG/L		
	PCT_SOLIDS	0.0			0.0			0.0			0.0		
	DUP_OF												
PARAMETER		RESULT	VQL	QLCD	RESULT	VQL	QLCD	RESULT	VQL	QLCD	RESULT	VQL	QLCD
CALCIUM HARDNESS AS CACO3		97			97			95			96		
HARDNESS AS CACO3		440			450			440			440		
MAGNESIUM HARDNESS AS CACO3		350			350			350			350		

PROJ_NO: 07335	NSAMPLE	MSA-SW40A-061115			MSA-SW40B-061115			MSA-SW40C-061115			MSA-SW40D-061115		
SDG: 240-51914-1	LAB_ID	240-51914-13			240-51914-14			240-51914-15			240-51914-16		
FRACTION: MISC	SAMP_DATE	6/11/2015			6/11/2015			6/11/2015			6/11/2015		
MEDIA: WATER	QC_TYPE	NM			NM			NM			NM		
	UNITS	MG/L			MG/L			MG/L			MG/L		
	PCT_SOLIDS	0.0			0.0			0.0			0.0		
	DUP_OF												
PARAMETER		RESULT	VQL	QLCD	RESULT	VQL	QLCD	RESULT	VQL	QLCD	RESULT	VQL	QLCD
CALCIUM HARDNESS AS CACO3		91			89			91			94		
HARDNESS AS CACO3		400			400			410			420		
MAGNESIUM HARDNESS AS CACO3		310			310			320			330		

PROJ_NO: 07335	NSAMPLE	MSA-SW41A-061115			MSA-SW41B-061115			MSA-SW41C-061115			MSA-SW41D-061115		
SDG: 240-51914-1	LAB_ID	240-51914-17			240-51914-18			240-51914-19			240-51914-20		
FRACTION: MISC	SAMP_DATE	6/11/2015			6/11/2015			6/11/2015			6/11/2015		
MEDIA: WATER	QC_TYPE	NM			NM			NM			NM		
	UNITS	MG/L			MG/L			MG/L			MG/L		
	PCT_SOLIDS	0.0			0.0			0.0			0.0		
	DUP_OF												
PARAMETER		RESULT	VQL	QLCD	RESULT	VQL	QLCD	RESULT	VQL	QLCD	RESULT	VQL	QLCD
CALCIUM HARDNESS AS CACO3		93			89			92			93		
HARDNESS AS CACO3		420			400			410			420		
MAGNESIUM HARDNESS AS CACO3		320			310			320			320		

PROJ_NO: 07335	NSAMPLE	MSA-SW42A-061115			MSA-SW42B-061115			MSA-SW42C-061115			MSA-SW42D-061115		
SDG: 240-51914-1	LAB_ID	240-51914-21			240-51914-22			240-51914-23			240-51914-24		
FRACTION: MISC	SAMP_DATE	6/11/2015			6/11/2015			6/11/2015			6/11/2015		
MEDIA: WATER	QC_TYPE	NM			NM			NM			NM		
	UNITS	MG/L			MG/L			MG/L			MG/L		
	PCT_SOLIDS	0.0			0.0			0.0			0.0		
	DUP_OF												
PARAMETER		RESULT	VQL	QLCD	RESULT	VQL	QLCD	RESULT	VQL	QLCD	RESULT	VQL	QLCD
CALCIUM HARDNESS AS CACO3		95			95			94			96		
HARDNESS AS CACO3		420			430			420			430		
MAGNESIUM HARDNESS AS CACO3		320			330			330			330		

PROJ_NO: 07335	NSAMPLE	MSA-SW43A-061115			MSA-SW43B-061115			MSA-SW43C-061115			MSA-SW43D-061115		
SDG: 240-51914-1	LAB_ID	240-51914-25			240-51914-26			240-51914-27			240-51914-28		
FRACTION: MISC	SAMP_DATE	6/11/2015			6/11/2015			6/11/2015			6/11/2015		
MEDIA: WATER	QC_TYPE	NM			NM			NM			NM		
	UNITS	MG/L			MG/L			MG/L			MG/L		
	PCT_SOLIDS	0.0			0.0			0.0			0.0		
	DUP_OF												
PARAMETER		RESULT	VQL	QLCD	RESULT	VQL	QLCD	RESULT	VQL	QLCD	RESULT	VQL	QLCD
CALCIUM HARDNESS AS CACO3		93			89			93			92		
HARDNESS AS CACO3		420			410			420			420		
MAGNESIUM HARDNESS AS CACO3		330			320			320			330		

PROJ_NO: 07335	NSAMPLE	MSA-SW44A-061115			MSA-SW44B-061115			MSA-SW44C-061115			MSA-SW44D-061115		
SDG: 240-51914-1	LAB_ID	240-51914-29			240-51914-30			240-51914-31			240-51914-32		
FRACTION: MISC	SAMP_DATE	6/11/2015			6/11/2015			6/11/2015			6/11/2015		
MEDIA: WATER	QC_TYPE	NM			NM			NM			NM		
	UNITS	MG/L			MG/L			MG/L			MG/L		
	PCT_SOLIDS	0.0			0.0			0.0			0.0		
	DUP_OF												
PARAMETER		RESULT	VQL	QLCD	RESULT	VQL	QLCD	RESULT	VQL	QLCD	RESULT	VQL	QLCD
CALCIUM HARDNESS AS CACO3		91			88			95			93		
HARDNESS AS CACO3		410			400			430			420		
MAGNESIUM HARDNESS AS CACO3		320			310			330			330		

PROJ_NO: 07335	NSAMPLE	MSA-SW45A-061115			MSA-SW45B-061115			MSA-SW45C-061115			MSA-SW45D-061115		
SDG: 240-51914-1	LAB_ID	240-51914-33			240-51914-34			240-51914-35			240-51914-36		
FRACTION: MISC	SAMP_DATE	6/11/2015			6/11/2015			6/11/2015			6/11/2015		
MEDIA: WATER	QC_TYPE	NM			NM			NM			NM		
	UNITS	MG/L			MG/L			MG/L			MG/L		
	PCT_SOLIDS	0.0			0.0			0.0			0.0		
	DUP_OF												
PARAMETER		RESULT	VQL	QLCD	RESULT	VQL	QLCD	RESULT	VQL	QLCD	RESULT	VQL	QLCD
CALCIUM HARDNESS AS CACO3		90			93			92			95		
HARDNESS AS CACO3		400			420			420			430		
MAGNESIUM HARDNESS AS CACO3		310			330			320			340		

Appendix B

Results as Reported by the Laboratory

1A-IN
INORGANIC ANALYSIS DATA SHEET
METALS - DISSOLVED

Client Sample ID: MSA-SW37A-061115
Lab Sample ID: 240-51914-1
Lab Name: TestAmerica Canton
Job No.: 240-51914-1
SDG ID.:
Matrix: Water
Date Sampled: 06/11/2015 11:37
Reporting Basis: WET
Date Received: 06/12/2015 09:20

CAS No.	Analyte	Result	RL	MDL	Units	C	Q	DIL	Method
7440-36-0	Antimony	0.27	2.0	0.16	ug/L	J		1	6020
7440-38-2	Arsenic	1.4	5.0	0.18	ug/L	J	B	1	6020
7440-39-3	Barium	24	5.0	1.1	ug/L			1	6020
7440-41-7	Beryllium	0.090	1.0	0.053	ug/L	J		1	6020
7440-43-9	Cadmium	0.45	1.0	0.061	ug/L	J		1	6020
7440-47-3	Chromium	2.2	2.0	0.20	ug/L		B	1	6020
7440-48-4	Cobalt	0.25	1.0	0.021	ug/L	J	B	1	6020
7440-50-8	Copper	7.8	2.0	0.75	ug/L		B	1	6020
7439-92-1	Lead	1.0	1.0	0.11	ug/L	U		1	6020
7439-98-7	Molybdenum	1.6	10	0.23	ug/L	J		1	6020
7440-02-0	Nickel	2.6	2.0	0.23	ug/L		B	1	6020
7782-49-2	Selenium	0.48	5.0	0.25	ug/L	J		1	6020
7440-22-4	Silver	1.0	1.0	0.020	ug/L	U		1	6020
7440-28-0	Thallium	2.0	2.0	0.074	ug/L	U		1	6020
7440-62-2	Vanadium	1.6	5.0	0.23	ug/L	J	B	1	6020
7440-66-6	Zinc	11	20	7.3	ug/L	J		1	6020
7440-33-7	Tungsten	10	10	0.50	ug/L	U		1	6020
7439-97-6	Mercury	0.20	0.20	0.090	ug/L	U		1	7470A

1A-IN
INORGANIC ANALYSIS DATA SHEET
METALS - DISSOLVED

Client Sample ID: MSA-SW37B-061115
Lab Sample ID: 240-51914-2
Lab Name: TestAmerica Canton
Job No.: 240-51914-1
SDG ID.:
Matrix: Water
Date Sampled: 06/11/2015 11:40
Reporting Basis: WET
Date Received: 06/12/2015 09:20

CAS No.	Analyte	Result	RL	MDL	Units	C	Q	DIL	Method
7440-36-0	Antimony	0.29	2.0	0.16	ug/L	J		1	6020
7440-38-2	Arsenic	1.4	5.0	0.18	ug/L	J	B	1	6020
7440-39-3	Barium	24	5.0	1.1	ug/L			1	6020
7440-41-7	Beryllium	0.079	1.0	0.053	ug/L	J		1	6020
7440-43-9	Cadmium	0.47	1.0	0.061	ug/L	J		1	6020
7440-47-3	Chromium	2.4	2.0	0.20	ug/L		B	1	6020
7440-48-4	Cobalt	0.18	1.0	0.021	ug/L	J	B	1	6020
7440-50-8	Copper	8.3	2.0	0.75	ug/L		B	1	6020
7439-92-1	Lead	1.0	1.0	0.11	ug/L	U		1	6020
7439-98-7	Molybdenum	1.6	10	0.23	ug/L	J		1	6020
7440-02-0	Nickel	2.7	2.0	0.23	ug/L		B	1	6020
7782-49-2	Selenium	0.53	5.0	0.25	ug/L	J		1	6020
7440-22-4	Silver	1.0	1.0	0.020	ug/L	U		1	6020
7440-28-0	Thallium	2.0	2.0	0.074	ug/L	U		1	6020
7440-62-2	Vanadium	1.7	5.0	0.23	ug/L	J	B	1	6020
7440-66-6	Zinc	14	20	7.3	ug/L	J		1	6020
7440-33-7	Tungsten	10	10	0.50	ug/L	U		1	6020
7439-97-6	Mercury	0.20	0.20	0.090	ug/L	U		1	7470A

1A-IN
INORGANIC ANALYSIS DATA SHEET
METALS - DISSOLVED

Client Sample ID: MSA-SW37C-061115
Lab Sample ID: 240-51914-3
Lab Name: TestAmerica Canton
Job No.: 240-51914-1
SDG ID.:
Matrix: Water
Date Sampled: 06/11/2015 11:44
Reporting Basis: WET
Date Received: 06/12/2015 09:20

CAS No.	Analyte	Result	RL	MDL	Units	C	Q	DIL	Method
7440-36-0	Antimony	0.29	2.0	0.16	ug/L	J		1	6020
7440-38-2	Arsenic	1.5	5.0	0.18	ug/L	J	B	1	6020
7440-39-3	Barium	25	5.0	1.1	ug/L			1	6020
7440-41-7	Beryllium	0.061	1.0	0.053	ug/L	J		1	6020
7440-43-9	Cadmium	0.41	1.0	0.061	ug/L	J		1	6020
7440-47-3	Chromium	2.4	2.0	0.20	ug/L		B	1	6020
7440-48-4	Cobalt	0.15	1.0	0.021	ug/L	J	B	1	6020
7440-50-8	Copper	9.0	2.0	0.75	ug/L		B	1	6020
7439-92-1	Lead	0.13	1.0	0.11	ug/L	J		1	6020
7439-98-7	Molybdenum	1.6	10	0.23	ug/L	J		1	6020
7440-02-0	Nickel	2.7	2.0	0.23	ug/L		B	1	6020
7782-49-2	Selenium	0.52	5.0	0.25	ug/L	J		1	6020
7440-22-4	Silver	1.0	1.0	0.020	ug/L	U		1	6020
7440-28-0	Thallium	2.0	2.0	0.074	ug/L	U		1	6020
7440-62-2	Vanadium	1.8	5.0	0.23	ug/L	J	B	1	6020
7440-66-6	Zinc	11	20	7.3	ug/L	J		1	6020
7440-33-7	Tungsten	10	10	0.50	ug/L	U		1	6020
7439-97-6	Mercury	0.20	0.20	0.090	ug/L	U		1	7470A

1A-IN
INORGANIC ANALYSIS DATA SHEET
METALS - DISSOLVED

Client Sample ID: MSA-SW37D-061115
Lab Sample ID: 240-51914-4
Lab Name: TestAmerica Canton
Job No.: 240-51914-1
SDG ID.:
Matrix: Water
Date Sampled: 06/11/2015 11:48
Reporting Basis: WET
Date Received: 06/12/2015 09:20

CAS No.	Analyte	Result	RL	MDL	Units	C	Q	DIL	Method
7440-36-0	Antimony	0.25	2.0	0.16	ug/L	J		1	6020
7440-38-2	Arsenic	1.5	5.0	0.18	ug/L	J	B	1	6020
7440-39-3	Barium	24	5.0	1.1	ug/L			1	6020
7440-41-7	Beryllium	0.056	1.0	0.053	ug/L	J		1	6020
7440-43-9	Cadmium	0.38	1.0	0.061	ug/L	J		1	6020
7440-47-3	Chromium	2.3	2.0	0.20	ug/L		B	1	6020
7440-48-4	Cobalt	0.12	1.0	0.021	ug/L	J	B	1	6020
7440-50-8	Copper	9.1	2.0	0.75	ug/L		B	1	6020
7439-92-1	Lead	1.0	1.0	0.11	ug/L	U		1	6020
7439-98-7	Molybdenum	1.5	10	0.23	ug/L	J		1	6020
7440-02-0	Nickel	2.7	2.0	0.23	ug/L		B	1	6020
7782-49-2	Selenium	0.49	5.0	0.25	ug/L	J		1	6020
7440-22-4	Silver	1.0	1.0	0.020	ug/L	U		1	6020
7440-28-0	Thallium	2.0	2.0	0.074	ug/L	U		1	6020
7440-62-2	Vanadium	1.7	5.0	0.23	ug/L	J	B	1	6020
7440-66-6	Zinc	12	20	7.3	ug/L	J		1	6020
7440-33-7	Tungsten	10	10	0.50	ug/L	U		1	6020
7439-97-6	Mercury	0.20	0.20	0.090	ug/L	U		1	7470A

1A-IN
INORGANIC ANALYSIS DATA SHEET
METALS - DISSOLVED

Client Sample ID: MSA-SW38A-061115
Lab Sample ID: 240-51914-5
Lab Name: TestAmerica Canton
Job No.: 240-51914-1
SDG ID.:
Matrix: Water
Date Sampled: 06/11/2015 10:42
Reporting Basis: WET
Date Received: 06/12/2015 09:20

CAS No.	Analyte	Result	RL	MDL	Units	C	Q	DIL	Method
7440-36-0	Antimony	0.27	2.0	0.16	ug/L	J		1	6020
7440-38-2	Arsenic	1.4	5.0	0.18	ug/L	J	B	1	6020
7440-39-3	Barium	24	5.0	1.1	ug/L			1	6020
7440-41-7	Beryllium	0.064	1.0	0.053	ug/L	J		1	6020
7440-43-9	Cadmium	0.93	1.0	0.061	ug/L	J		1	6020
7440-47-3	Chromium	2.3	2.0	0.20	ug/L		B	1	6020
7440-48-4	Cobalt	0.80	1.0	0.021	ug/L	J	B	1	6020
7440-50-8	Copper	7.6	2.0	0.75	ug/L		B	1	6020
7439-92-1	Lead	0.11	1.0	0.11	ug/L	J		1	6020
7439-98-7	Molybdenum	1.6	10	0.23	ug/L	J		1	6020
7440-02-0	Nickel	2.6	2.0	0.23	ug/L		B	1	6020
7782-49-2	Selenium	0.66	5.0	0.25	ug/L	J		1	6020
7440-22-4	Silver	1.0	1.0	0.020	ug/L	U		1	6020
7440-28-0	Thallium	2.0	2.0	0.074	ug/L	U		1	6020
7440-62-2	Vanadium	1.6	5.0	0.23	ug/L	J	B	1	6020
7440-66-6	Zinc	12	20	7.3	ug/L	J		1	6020
7440-33-7	Tungsten	10	10	0.50	ug/L	U		1	6020
7439-97-6	Mercury	0.20	0.20	0.090	ug/L	U		1	7470A

1A-IN
INORGANIC ANALYSIS DATA SHEET
METALS - DISSOLVED

Client Sample ID: MSA-SW38B-061115
Lab Sample ID: 240-51914-6
Lab Name: TestAmerica Canton
Job No.: 240-51914-1
SDG ID.:
Matrix: Water
Date Sampled: 06/11/2015 10:46
Reporting Basis: WET
Date Received: 06/12/2015 09:20

CAS No.	Analyte	Result	RL	MDL	Units	C	Q	DIL	Method
7440-36-0	Antimony	0.34	2.0	0.16	ug/L	J		1	6020
7440-38-2	Arsenic	1.6	5.0	0.18	ug/L	J	B	1	6020
7440-39-3	Barium	25	5.0	1.1	ug/L			1	6020
7440-41-7	Beryllium	0.62	1.0	0.053	ug/L	J	B	1	6020
7440-43-9	Cadmium	0.46	1.0	0.061	ug/L	J		1	6020
7440-47-3	Chromium	1.8	2.0	0.20	ug/L	J	B	1	6020
7440-48-4	Cobalt	0.32	1.0	0.021	ug/L	J	B	1	6020
7440-50-8	Copper	8.0	2.0	0.75	ug/L		B	1	6020
7439-92-1	Lead	0.14	1.0	0.11	ug/L	J		1	6020
7439-98-7	Molybdenum	1.8	10	0.23	ug/L	J	B	1	6020
7440-02-0	Nickel	1.4	2.0	0.23	ug/L	J	B	1	6020
7782-49-2	Selenium	0.83	5.0	0.25	ug/L	J		1	6020
7440-22-4	Silver	1.0	1.0	0.020	ug/L	U		1	6020
7440-28-0	Thallium	0.12	2.0	0.074	ug/L	J		1	6020
7440-62-2	Vanadium	1.6	5.0	0.23	ug/L	J	B	1	6020
7440-66-6	Zinc	11	20	7.3	ug/L	J	B	1	6020
7440-33-7	Tungsten	0.56	10	0.50	ug/L	J	B	1	6020
7439-97-6	Mercury	0.20	0.20	0.090	ug/L	U		1	7470A

1A-IN
INORGANIC ANALYSIS DATA SHEET
METALS - DISSOLVED

Client Sample ID: MSA-SW38C-061115
Lab Sample ID: 240-51914-7
Lab Name: TestAmerica Canton
Job No.: 240-51914-1
SDG ID.:
Matrix: Water
Date Sampled: 06/11/2015 10:49
Reporting Basis: WET
Date Received: 06/12/2015 09:20

CAS No.	Analyte	Result	RL	MDL	Units	C	Q	DIL	Method
7440-36-0	Antimony	0.41	2.0	0.16	ug/L	J		1	6020
7440-38-2	Arsenic	1.7	5.0	0.18	ug/L	J	B	1	6020
7440-39-3	Barium	24	5.0	1.1	ug/L			1	6020
7440-41-7	Beryllium	0.96	1.0	0.053	ug/L	J	B	1	6020
7440-43-9	Cadmium	0.48	1.0	0.061	ug/L	J		1	6020
7440-47-3	Chromium	2.0	2.0	0.20	ug/L		B	1	6020
7440-48-4	Cobalt	0.32	1.0	0.021	ug/L	J	B	1	6020
7440-50-8	Copper	8.1	2.0	0.75	ug/L		B	1	6020
7439-92-1	Lead	0.15	1.0	0.11	ug/L	J		1	6020
7439-98-7	Molybdenum	1.7	10	0.23	ug/L	J	B	1	6020
7440-02-0	Nickel	1.5	2.0	0.23	ug/L	J	B	1	6020
7782-49-2	Selenium	0.99	5.0	0.25	ug/L	J		1	6020
7440-22-4	Silver	1.0	1.0	0.020	ug/L	U		1	6020
7440-28-0	Thallium	0.14	2.0	0.074	ug/L	J		1	6020
7440-62-2	Vanadium	1.8	5.0	0.23	ug/L	J	B	1	6020
7440-66-6	Zinc	11	20	7.3	ug/L	J	B	1	6020
7440-33-7	Tungsten	0.60	10	0.50	ug/L	J	B	1	6020
7439-97-6	Mercury	0.20	0.20	0.090	ug/L	U		1	7470A

1A-IN
INORGANIC ANALYSIS DATA SHEET
METALS - DISSOLVED

Client Sample ID: MSA-SW38D-061115
Lab Sample ID: 240-51914-8
Lab Name: TestAmerica Canton
Job No.: 240-51914-1
SDG ID.:
Matrix: Water
Date Sampled: 06/11/2015 10:53
Reporting Basis: WET
Date Received: 06/12/2015 09:20

CAS No.	Analyte	Result	RL	MDL	Units	C	Q	DIL	Method
7440-36-0	Antimony	0.29	2.0	0.16	ug/L	J		1	6020
7440-38-2	Arsenic	1.4	5.0	0.18	ug/L	J	B	1	6020
7440-39-3	Barium	24	5.0	1.1	ug/L			1	6020
7440-41-7	Beryllium	0.51	1.0	0.053	ug/L	J	B	1	6020
7440-43-9	Cadmium	0.34	1.0	0.061	ug/L	J		1	6020
7440-47-3	Chromium	1.9	2.0	0.20	ug/L	J	B	1	6020
7440-48-4	Cobalt	0.18	1.0	0.021	ug/L	J	B	1	6020
7440-50-8	Copper	8.4	2.0	0.75	ug/L		B	1	6020
7439-92-1	Lead	0.11	1.0	0.11	ug/L	J		1	6020
7439-98-7	Molybdenum	1.6	10	0.23	ug/L	J	B	1	6020
7440-02-0	Nickel	1.4	2.0	0.23	ug/L	J	B	1	6020
7782-49-2	Selenium	0.73	5.0	0.25	ug/L	J		1	6020
7440-22-4	Silver	1.0	1.0	0.020	ug/L	U		1	6020
7440-28-0	Thallium	2.0	2.0	0.074	ug/L	U		1	6020
7440-62-2	Vanadium	1.7	5.0	0.23	ug/L	J	B	1	6020
7440-66-6	Zinc	12	20	7.3	ug/L	J	B	1	6020
7440-33-7	Tungsten	10	10	0.50	ug/L	U		1	6020
7439-97-6	Mercury	0.20	0.20	0.090	ug/L	U		1	7470A

1A-IN
INORGANIC ANALYSIS DATA SHEET
METALS - DISSOLVED

Client Sample ID: MSA-SW39A-061115
Lab Sample ID: 240-51914-9
Lab Name: TestAmerica Canton
Job No.: 240-51914-1
SDG ID.:
Matrix: Water
Date Sampled: 06/11/2015 08:52
Reporting Basis: WET
Date Received: 06/12/2015 09:20

CAS No.	Analyte	Result	RL	MDL	Units	C	Q	DIL	Method
7440-36-0	Antimony	0.42	2.0	0.16	ug/L	J		1	6020
7440-38-2	Arsenic	1.4	5.0	0.18	ug/L	J	B	1	6020
7440-39-3	Barium	26	5.0	1.1	ug/L			1	6020
7440-41-7	Beryllium	0.31	1.0	0.053	ug/L	J	B	1	6020
7440-43-9	Cadmium	0.20	1.0	0.061	ug/L	J		1	6020
7440-47-3	Chromium	1.9	2.0	0.20	ug/L	J	B	1	6020
7440-48-4	Cobalt	0.26	1.0	0.021	ug/L	J	B	1	6020
7440-50-8	Copper	6.8	2.0	0.75	ug/L		B	1	6020
7439-92-1	Lead	1.0	1.0	0.11	ug/L	U		1	6020
7439-98-7	Molybdenum	1.6	10	0.23	ug/L	J	B	1	6020
7440-02-0	Nickel	1.5	2.0	0.23	ug/L	J	B	1	6020
7782-49-2	Selenium	0.81	5.0	0.25	ug/L	J		1	6020
7440-22-4	Silver	1.0	1.0	0.020	ug/L	U		1	6020
7440-28-0	Thallium	2.0	2.0	0.074	ug/L	U		1	6020
7440-62-2	Vanadium	1.5	5.0	0.23	ug/L	J	B	1	6020
7440-66-6	Zinc	12	20	7.3	ug/L	J	B	1	6020
7440-33-7	Tungsten	10	10	0.50	ug/L	U		1	6020
7439-97-6	Mercury	0.20	0.20	0.090	ug/L	U		1	7470A

1A-IN
INORGANIC ANALYSIS DATA SHEET
METALS - DISSOLVED

Client Sample ID: MSA-SW39B-061115
Lab Sample ID: 240-51914-10
Lab Name: TestAmerica Canton
Job No.: 240-51914-1
SDG ID.:
Matrix: Water
Date Sampled: 06/11/2015 08:57
Reporting Basis: WET
Date Received: 06/12/2015 09:20

CAS No.	Analyte	Result	RL	MDL	Units	C	Q	DIL	Method
7440-36-0	Antimony	0.27	2.0	0.16	ug/L	J		1	6020
7440-38-2	Arsenic	1.5	5.0	0.18	ug/L	J	B	1	6020
7440-39-3	Barium	27	5.0	1.1	ug/L			1	6020
7440-41-7	Beryllium	0.23	1.0	0.053	ug/L	J	B	1	6020
7440-43-9	Cadmium	0.18	1.0	0.061	ug/L	J		1	6020
7440-47-3	Chromium	1.9	2.0	0.20	ug/L	J	B	1	6020
7440-48-4	Cobalt	0.24	1.0	0.021	ug/L	J	B	1	6020
7440-50-8	Copper	7.3	2.0	0.75	ug/L		B	1	6020
7439-92-1	Lead	0.12	1.0	0.11	ug/L	J		1	6020
7439-98-7	Molybdenum	1.6	10	0.23	ug/L	J	B	1	6020
7440-02-0	Nickel	1.5	2.0	0.23	ug/L	J	B	1	6020
7782-49-2	Selenium	0.91	5.0	0.25	ug/L	J		1	6020
7440-22-4	Silver	1.0	1.0	0.020	ug/L	U		1	6020
7440-28-0	Thallium	2.0	2.0	0.074	ug/L	U		1	6020
7440-62-2	Vanadium	1.5	5.0	0.23	ug/L	J	B	1	6020
7440-66-6	Zinc	9.3	20	7.3	ug/L	J	B	1	6020
7440-33-7	Tungsten	10	10	0.50	ug/L	U		1	6020
7439-97-6	Mercury	0.20	0.20	0.090	ug/L	U		1	7470A

1A-IN
INORGANIC ANALYSIS DATA SHEET
METALS - DISSOLVED

Client Sample ID: MSA-SW39C-061115
Lab Sample ID: 240-51914-11
Lab Name: TestAmerica Canton
Job No.: 240-51914-1
SDG ID.:
Matrix: Water
Date Sampled: 06/11/2015 09:01
Reporting Basis: WET
Date Received: 06/12/2015 09:20

CAS No.	Analyte	Result	RL	MDL	Units	C	Q	DIL	Method
7440-36-0	Antimony	0.24	2.0	0.16	ug/L	J		1	6020
7440-38-2	Arsenic	1.5	5.0	0.18	ug/L	J	B	1	6020
7440-39-3	Barium	26	5.0	1.1	ug/L			1	6020
7440-41-7	Beryllium	0.19	1.0	0.053	ug/L	J	B	1	6020
7440-43-9	Cadmium	0.20	1.0	0.061	ug/L	J		1	6020
7440-47-3	Chromium	1.9	2.0	0.20	ug/L	J	B	1	6020
7440-48-4	Cobalt	0.22	1.0	0.021	ug/L	J	B	1	6020
7440-50-8	Copper	7.4	2.0	0.75	ug/L		B	1	6020
7439-92-1	Lead	0.14	1.0	0.11	ug/L	J		1	6020
7439-98-7	Molybdenum	1.6	10	0.23	ug/L	J	B	1	6020
7440-02-0	Nickel	1.4	2.0	0.23	ug/L	J	B	1	6020
7782-49-2	Selenium	0.65	5.0	0.25	ug/L	J		1	6020
7440-22-4	Silver	1.0	1.0	0.020	ug/L	U		1	6020
7440-28-0	Thallium	2.0	2.0	0.074	ug/L	U		1	6020
7440-62-2	Vanadium	1.6	5.0	0.23	ug/L	J	B	1	6020
7440-66-6	Zinc	9.2	20	7.3	ug/L	J	B	1	6020
7440-33-7	Tungsten	10	10	0.50	ug/L	U		1	6020
7439-97-6	Mercury	0.20	0.20	0.090	ug/L	U		1	7470A

1A-IN
INORGANIC ANALYSIS DATA SHEET
METALS - DISSOLVED

Client Sample ID: MSA-SW39D-061115
Lab Sample ID: 240-51914-12
Lab Name: TestAmerica Canton
Job No.: 240-51914-1
SDG ID.:
Matrix: Water
Date Sampled: 06/11/2015 09:06
Reporting Basis: WET
Date Received: 06/12/2015 09:20

CAS No.	Analyte	Result	RL	MDL	Units	C	Q	DIL	Method
7440-36-0	Antimony	0.22	2.0	0.16	ug/L	J		1	6020
7440-38-2	Arsenic	1.4	5.0	0.18	ug/L	J	B	1	6020
7440-39-3	Barium	25	5.0	1.1	ug/L			1	6020
7440-41-7	Beryllium	0.16	1.0	0.053	ug/L	J	B	1	6020
7440-43-9	Cadmium	0.19	1.0	0.061	ug/L	J		1	6020
7440-47-3	Chromium	2.0	2.0	0.20	ug/L		B	1	6020
7440-48-4	Cobalt	0.18	1.0	0.021	ug/L	J	B	1	6020
7440-50-8	Copper	7.2	2.0	0.75	ug/L		B	1	6020
7439-92-1	Lead	1.0	1.0	0.11	ug/L	U		1	6020
7439-98-7	Molybdenum	1.6	10	0.23	ug/L	J	B	1	6020
7440-02-0	Nickel	1.4	2.0	0.23	ug/L	J	B	1	6020
7782-49-2	Selenium	0.60	5.0	0.25	ug/L	J		1	6020
7440-22-4	Silver	1.0	1.0	0.020	ug/L	U		1	6020
7440-28-0	Thallium	2.0	2.0	0.074	ug/L	U		1	6020
7440-62-2	Vanadium	1.7	5.0	0.23	ug/L	J	B	1	6020
7440-66-6	Zinc	8.5	20	7.3	ug/L	J	B	1	6020
7440-33-7	Tungsten	10	10	0.50	ug/L	U		1	6020
7439-97-6	Mercury	0.20	0.20	0.090	ug/L	U		1	7470A

1A-IN
INORGANIC ANALYSIS DATA SHEET
METALS - DISSOLVED

Client Sample ID: MSA-SW40A-061115
Lab Sample ID: 240-51914-13
Lab Name: TestAmerica Canton
Job No.: 240-51914-1
SDG ID.:
Matrix: Water
Date Sampled: 06/11/2015 11:00
Reporting Basis: WET
Date Received: 06/12/2015 09:20

CAS No.	Analyte	Result	RL	MDL	Units	C	Q	DIL	Method
7440-36-0	Antimony	0.24	2.0	0.16	ug/L	J		1	6020
7440-38-2	Arsenic	1.4	5.0	0.18	ug/L	J	B	1	6020
7440-39-3	Barium	23	5.0	1.1	ug/L			1	6020
7440-41-7	Beryllium	0.16	1.0	0.053	ug/L	J	B	1	6020
7440-43-9	Cadmium	0.37	1.0	0.061	ug/L	J		1	6020
7440-47-3	Chromium	2.0	2.0	0.20	ug/L		B	1	6020
7440-48-4	Cobalt	0.26	1.0	0.021	ug/L	J	B	1	6020
7440-50-8	Copper	16	2.0	0.75	ug/L		B	1	6020
7439-92-1	Lead	1.0	1.0	0.11	ug/L	U		1	6020
7439-98-7	Molybdenum	1.5	10	0.23	ug/L	J	B	1	6020
7440-02-0	Nickel	1.2	2.0	0.23	ug/L	J	B	1	6020
7782-49-2	Selenium	0.69	5.0	0.25	ug/L	J		1	6020
7440-22-4	Silver	1.0	1.0	0.020	ug/L	U		1	6020
7440-28-0	Thallium	2.0	2.0	0.074	ug/L	U		1	6020
7440-62-2	Vanadium	1.6	5.0	0.23	ug/L	J	B	1	6020
7440-66-6	Zinc	13	20	7.3	ug/L	J	B	1	6020
7440-33-7	Tungsten	10	10	0.50	ug/L	U		1	6020
7439-97-6	Mercury	0.20	0.20	0.090	ug/L	U		1	7470A

1A-IN
INORGANIC ANALYSIS DATA SHEET
METALS - DISSOLVED

Client Sample ID: MSA-SW40B-061115
Lab Sample ID: 240-51914-14
Lab Name: TestAmerica Canton
Job No.: 240-51914-1
SDG ID.:
Matrix: Water
Date Sampled: 06/11/2015 11:05
Reporting Basis: WET
Date Received: 06/12/2015 09:20

CAS No.	Analyte	Result	RL	MDL	Units	C	Q	DIL	Method
7440-36-0	Antimony	0.26	2.0	0.16	ug/L	J		1	6020
7440-38-2	Arsenic	1.4	5.0	0.18	ug/L	J	B	1	6020
7440-39-3	Barium	23	5.0	1.1	ug/L			1	6020
7440-41-7	Beryllium	0.14	1.0	0.053	ug/L	J	B	1	6020
7440-43-9	Cadmium	0.40	1.0	0.061	ug/L	J		1	6020
7440-47-3	Chromium	2.0	2.0	0.20	ug/L		B	1	6020
7440-48-4	Cobalt	0.27	1.0	0.021	ug/L	J	B	1	6020
7440-50-8	Copper	7.8	2.0	0.75	ug/L		B	1	6020
7439-92-1	Lead	1.0	1.0	0.11	ug/L	U		1	6020
7439-98-7	Molybdenum	1.5	10	0.23	ug/L	J	B	1	6020
7440-02-0	Nickel	1.6	2.0	0.23	ug/L	J	B	1	6020
7782-49-2	Selenium	0.53	5.0	0.25	ug/L	J		1	6020
7440-22-4	Silver	1.0	1.0	0.020	ug/L	U		1	6020
7440-28-0	Thallium	2.0	2.0	0.074	ug/L	U		1	6020
7440-62-2	Vanadium	1.8	5.0	0.23	ug/L	J	B	1	6020
7440-66-6	Zinc	11	20	7.3	ug/L	J	B	1	6020
7440-33-7	Tungsten	10	10	0.50	ug/L	U		1	6020
7439-97-6	Mercury	0.20	0.20	0.090	ug/L	U		1	7470A

1A-IN
INORGANIC ANALYSIS DATA SHEET
METALS - DISSOLVED

Client Sample ID: MSA-SW40C-061115
Lab Sample ID: 240-51914-15
Lab Name: TestAmerica Canton
Job No.: 240-51914-1
SDG ID.:
Matrix: Water
Date Sampled: 06/11/2015 11:08
Reporting Basis: WET
Date Received: 06/12/2015 09:20

CAS No.	Analyte	Result	RL	MDL	Units	C	Q	DIL	Method
7440-36-0	Antimony	0.25	2.0	0.16	ug/L	J		1	6020
7440-38-2	Arsenic	1.4	5.0	0.18	ug/L	J	B	1	6020
7440-39-3	Barium	24	5.0	1.1	ug/L			1	6020
7440-41-7	Beryllium	0.098	1.0	0.053	ug/L	J	B	1	6020
7440-43-9	Cadmium	0.39	1.0	0.061	ug/L	J		1	6020
7440-47-3	Chromium	1.9	2.0	0.20	ug/L	J	B	1	6020
7440-48-4	Cobalt	0.17	1.0	0.021	ug/L	J	B	1	6020
7440-50-8	Copper	7.9	2.0	0.75	ug/L		B	1	6020
7439-92-1	Lead	1.0	1.0	0.11	ug/L	U		1	6020
7439-98-7	Molybdenum	1.6	10	0.23	ug/L	J	B	1	6020
7440-02-0	Nickel	1.2	2.0	0.23	ug/L	J	B	1	6020
7782-49-2	Selenium	0.68	5.0	0.25	ug/L	J		1	6020
7440-22-4	Silver	1.0	1.0	0.020	ug/L	U		1	6020
7440-28-0	Thallium	2.0	2.0	0.074	ug/L	U		1	6020
7440-62-2	Vanadium	1.7	5.0	0.23	ug/L	J	B	1	6020
7440-66-6	Zinc	11	20	7.3	ug/L	J	B	1	6020
7440-33-7	Tungsten	10	10	0.50	ug/L	U		1	6020
7439-97-6	Mercury	0.17	0.20	0.090	ug/L	J		1	7470A

1A-IN
INORGANIC ANALYSIS DATA SHEET
METALS - DISSOLVED

Client Sample ID: MSA-SW40D-061115
Lab Sample ID: 240-51914-16
Lab Name: TestAmerica Canton
Job No.: 240-51914-1
SDG ID.:
Matrix: Water
Date Sampled: 06/11/2015 11:11
Reporting Basis: WET
Date Received: 06/12/2015 09:20

CAS No.	Analyte	Result	RL	MDL	Units	C	Q	DIL	Method
7440-36-0	Antimony	0.26	2.0	0.16	ug/L	J		1	6020
7440-38-2	Arsenic	1.4	5.0	0.18	ug/L	J	B	1	6020
7440-39-3	Barium	25	5.0	1.1	ug/L			1	6020
7440-41-7	Beryllium	0.078	1.0	0.053	ug/L	J	B	1	6020
7440-43-9	Cadmium	0.31	1.0	0.061	ug/L	J		1	6020
7440-47-3	Chromium	2.1	2.0	0.20	ug/L		B	1	6020
7440-48-4	Cobalt	0.13	1.0	0.021	ug/L	J	B	1	6020
7440-50-8	Copper	8.5	2.0	0.75	ug/L		B	1	6020
7439-92-1	Lead	1.0	1.0	0.11	ug/L	U		1	6020
7439-98-7	Molybdenum	1.6	10	0.23	ug/L	J	B	1	6020
7440-02-0	Nickel	1.3	2.0	0.23	ug/L	J	B	1	6020
7782-49-2	Selenium	0.61	5.0	0.25	ug/L	J		1	6020
7440-22-4	Silver	1.0	1.0	0.020	ug/L	U		1	6020
7440-28-0	Thallium	2.0	2.0	0.074	ug/L	U		1	6020
7440-62-2	Vanadium	1.9	5.0	0.23	ug/L	J	B	1	6020
7440-66-6	Zinc	14	20	7.3	ug/L	J	B	1	6020
7440-33-7	Tungsten	10	10	0.50	ug/L	U		1	6020
7439-97-6	Mercury	0.11	0.20	0.090	ug/L	J		1	7470A

1A-IN
INORGANIC ANALYSIS DATA SHEET
METALS - DISSOLVED

Client Sample ID: MSA-SW41A-061115
Lab Sample ID: 240-51914-17
Lab Name: TestAmerica Canton
Job No.: 240-51914-1
SDG ID.:
Matrix: Water
Date Sampled: 06/11/2015 10:21
Reporting Basis: WET
Date Received: 06/12/2015 09:20

CAS No.	Analyte	Result	RL	MDL	Units	C	Q	DIL	Method
7440-36-0	Antimony	0.27	2.0	0.16	ug/L	J		1	6020
7440-38-2	Arsenic	1.5	5.0	0.18	ug/L	J	B	1	6020
7440-39-3	Barium	25	5.0	1.1	ug/L			1	6020
7440-41-7	Beryllium	0.080	1.0	0.053	ug/L	J	B	1	6020
7440-43-9	Cadmium	0.39	1.0	0.061	ug/L	J		1	6020
7440-47-3	Chromium	2.2	2.0	0.20	ug/L		B	1	6020
7440-48-4	Cobalt	0.23	1.0	0.021	ug/L	J	B	1	6020
7440-50-8	Copper	8.0	2.0	0.75	ug/L		B	1	6020
7439-92-1	Lead	1.0	1.0	0.11	ug/L	U		1	6020
7439-98-7	Molybdenum	1.6	10	0.23	ug/L	J	B	1	6020
7440-02-0	Nickel	1.5	2.0	0.23	ug/L	J	B	1	6020
7782-49-2	Selenium	0.80	5.0	0.25	ug/L	J		1	6020
7440-22-4	Silver	1.0	1.0	0.020	ug/L	U		1	6020
7440-28-0	Thallium	2.0	2.0	0.074	ug/L	U		1	6020
7440-62-2	Vanadium	1.9	5.0	0.23	ug/L	J	B	1	6020
7440-66-6	Zinc	11	20	7.3	ug/L	J	B	1	6020
7440-33-7	Tungsten	10	10	0.50	ug/L	U		1	6020
7439-97-6	Mercury	0.20	0.20	0.090	ug/L	U		1	7470A

1A-IN
INORGANIC ANALYSIS DATA SHEET
METALS - DISSOLVED

Client Sample ID: MSA-SW41B-061115
Lab Sample ID: 240-51914-18
Lab Name: TestAmerica Canton
Job No.: 240-51914-1
SDG ID.:
Matrix: Water
Date Sampled: 06/11/2015 10:25
Reporting Basis: WET
Date Received: 06/12/2015 09:20

CAS No.	Analyte	Result	RL	MDL	Units	C	Q	DIL	Method
7440-36-0	Antimony	0.24	2.0	0.16	ug/L	J		1	6020
7440-38-2	Arsenic	1.4	5.0	0.18	ug/L	J	B	1	6020
7440-39-3	Barium	23	5.0	1.1	ug/L			1	6020
7440-41-7	Beryllium	0.076	1.0	0.053	ug/L	J	B	1	6020
7440-43-9	Cadmium	0.29	1.0	0.061	ug/L	J		1	6020
7440-47-3	Chromium	2.1	2.0	0.20	ug/L		B	1	6020
7440-48-4	Cobalt	0.12	1.0	0.021	ug/L	J	B	1	6020
7440-50-8	Copper	9.3	2.0	0.75	ug/L		B	1	6020
7439-92-1	Lead	1.0	1.0	0.11	ug/L	U		1	6020
7439-98-7	Molybdenum	1.5	10	0.23	ug/L	J	B	1	6020
7440-02-0	Nickel	1.0	2.0	0.23	ug/L	J	B	1	6020
7782-49-2	Selenium	0.58	5.0	0.25	ug/L	J		1	6020
7440-22-4	Silver	1.0	1.0	0.020	ug/L	U		1	6020
7440-28-0	Thallium	2.0	2.0	0.074	ug/L	U		1	6020
7440-62-2	Vanadium	1.9	5.0	0.23	ug/L	J	B	1	6020
7440-66-6	Zinc	12	20	7.3	ug/L	J	B	1	6020
7440-33-7	Tungsten	10	10	0.50	ug/L	U		1	6020
7439-97-6	Mercury	0.20	0.20	0.090	ug/L	U		1	7470A

1A-IN
INORGANIC ANALYSIS DATA SHEET
METALS - DISSOLVED

Client Sample ID: MSA-SW41C-061115
Lab Sample ID: 240-51914-19
Lab Name: TestAmerica Canton
Job No.: 240-51914-1
SDG ID.:
Matrix: Water
Date Sampled: 06/11/2015 10:29
Reporting Basis: WET
Date Received: 06/12/2015 09:20

CAS No.	Analyte	Result	RL	MDL	Units	C	Q	DIL	Method
7440-36-0	Antimony	0.39	2.0	0.16	ug/L	J		1	6020
7440-38-2	Arsenic	1.3	5.0	0.18	ug/L	J	B	1	6020
7440-39-3	Barium	24	5.0	1.1	ug/L			1	6020
7440-41-7	Beryllium	0.076	1.0	0.053	ug/L	J	B	1	6020
7440-43-9	Cadmium	0.32	1.0	0.061	ug/L	J		1	6020
7440-47-3	Chromium	1.9	2.0	0.20	ug/L	J	B	1	6020
7440-48-4	Cobalt	0.13	1.0	0.021	ug/L	J	B	1	6020
7440-50-8	Copper	7.8	2.0	0.75	ug/L		B	1	6020
7439-92-1	Lead	1.0	1.0	0.11	ug/L	U		1	6020
7439-98-7	Molybdenum	1.5	10	0.23	ug/L	J	B	1	6020
7440-02-0	Nickel	1.1	2.0	0.23	ug/L	J	B	1	6020
7782-49-2	Selenium	0.61	5.0	0.25	ug/L	J		1	6020
7440-22-4	Silver	1.0	1.0	0.020	ug/L	U		1	6020
7440-28-0	Thallium	2.0	2.0	0.074	ug/L	U		1	6020
7440-62-2	Vanadium	1.6	5.0	0.23	ug/L	J	B	1	6020
7440-66-6	Zinc	9.6	20	7.3	ug/L	J	B	1	6020
7440-33-7	Tungsten	10	10	0.50	ug/L	U		1	6020
7439-97-6	Mercury	0.20	0.20	0.090	ug/L	U		1	7470A

1A-IN
INORGANIC ANALYSIS DATA SHEET
METALS - DISSOLVED

Client Sample ID: MSA-SW41D-061115
Lab Sample ID: 240-51914-20
Lab Name: TestAmerica Canton
Job No.: 240-51914-1
SDG ID.:
Matrix: Water
Date Sampled: 06/11/2015 10:33
Reporting Basis: WET
Date Received: 06/12/2015 09:20

CAS No.	Analyte	Result	RL	MDL	Units	C	Q	DIL	Method
7440-36-0	Antimony	0.28	2.0	0.16	ug/L	J		1	6020
7440-38-2	Arsenic	1.4	5.0	0.18	ug/L	J	B	1	6020
7440-39-3	Barium	24	5.0	1.1	ug/L			1	6020
7440-41-7	Beryllium	0.070	1.0	0.053	ug/L	J	B	1	6020
7440-43-9	Cadmium	0.25	1.0	0.061	ug/L	J		1	6020
7440-47-3	Chromium	2.1	2.0	0.20	ug/L		B	1	6020
7440-48-4	Cobalt	0.12	1.0	0.021	ug/L	J	B	1	6020
7440-50-8	Copper	8.3	2.0	0.75	ug/L		B	1	6020
7439-92-1	Lead	0.11	1.0	0.11	ug/L	J		1	6020
7439-98-7	Molybdenum	1.5	10	0.23	ug/L	J	B	1	6020
7440-02-0	Nickel	1.2	2.0	0.23	ug/L	J	B	1	6020
7782-49-2	Selenium	0.62	5.0	0.25	ug/L	J		1	6020
7440-22-4	Silver	1.0	1.0	0.020	ug/L	U		1	6020
7440-28-0	Thallium	2.0	2.0	0.074	ug/L	U		1	6020
7440-62-2	Vanadium	1.7	5.0	0.23	ug/L	J	B	1	6020
7440-66-6	Zinc	12	20	7.3	ug/L	J	B	1	6020
7440-33-7	Tungsten	10	10	0.50	ug/L	U		1	6020
7439-97-6	Mercury	0.20	0.20	0.090	ug/L	U		1	7470A

1A-IN
INORGANIC ANALYSIS DATA SHEET
METALS - DISSOLVED

Client Sample ID: MSA-SW42A-061115
Lab Sample ID: 240-51914-21
Lab Name: TestAmerica Canton
Job No.: 240-51914-1
SDG ID.:
Matrix: Water
Date Sampled: 06/11/2015 11:19
Reporting Basis: WET
Date Received: 06/12/2015 09:20

CAS No.	Analyte	Result	RL	MDL	Units	C	Q	DIL	Method
7440-36-0	Antimony	0.27	2.0	0.16	ug/L	J		1	6020
7440-38-2	Arsenic	1.5	5.0	0.18	ug/L	J	B	1	6020
7440-39-3	Barium	25	5.0	1.1	ug/L			1	6020
7440-41-7	Beryllium	0.053	1.0	0.053	ug/L	J	B	1	6020
7440-43-9	Cadmium	0.32	1.0	0.061	ug/L	J		1	6020
7440-47-3	Chromium	2.1	2.0	0.20	ug/L		B	1	6020
7440-48-4	Cobalt	0.25	1.0	0.021	ug/L	J	B	1	6020
7440-50-8	Copper	8.0	2.0	0.75	ug/L		B	1	6020
7439-92-1	Lead	0.12	1.0	0.11	ug/L	J		1	6020
7439-98-7	Molybdenum	1.6	10	0.23	ug/L	J	B	1	6020
7440-02-0	Nickel	1.4	2.0	0.23	ug/L	J	B	1	6020
7782-49-2	Selenium	0.60	5.0	0.25	ug/L	J		1	6020
7440-22-4	Silver	1.0	1.0	0.020	ug/L	U		1	6020
7440-28-0	Thallium	2.0	2.0	0.074	ug/L	U		1	6020
7440-62-2	Vanadium	1.8	5.0	0.23	ug/L	J	B	1	6020
7440-66-6	Zinc	10	20	7.3	ug/L	J	B	1	6020
7440-33-7	Tungsten	10	10	0.50	ug/L	U		1	6020
7439-97-6	Mercury	0.20	0.20	0.090	ug/L	U		1	7470A

1A-IN
INORGANIC ANALYSIS DATA SHEET
METALS - DISSOLVED

Client Sample ID: MSA-SW42B-061115
Lab Sample ID: 240-51914-22
Lab Name: TestAmerica Canton
Job No.: 240-51914-1
SDG ID.:
Matrix: Water
Date Sampled: 06/11/2015 11:23
Reporting Basis: WET
Date Received: 06/12/2015 09:20

CAS No.	Analyte	Result	RL	MDL	Units	C	Q	DIL	Method
7440-36-0	Antimony	0.28	2.0	0.16	ug/L	J		1	6020
7440-38-2	Arsenic	1.4	5.0	0.18	ug/L	J	B	1	6020
7440-39-3	Barium	26	5.0	1.1	ug/L			1	6020
7440-41-7	Beryllium	1.0	1.0	0.053	ug/L	U		1	6020
7440-43-9	Cadmium	0.36	1.0	0.061	ug/L	J		1	6020
7440-47-3	Chromium	2.2	2.0	0.20	ug/L		B	1	6020
7440-48-4	Cobalt	0.23	1.0	0.021	ug/L	J	B	1	6020
7440-50-8	Copper	8.2	2.0	0.75	ug/L		B	1	6020
7439-92-1	Lead	0.11	1.0	0.11	ug/L	J		1	6020
7439-98-7	Molybdenum	1.6	10	0.23	ug/L	J	B	1	6020
7440-02-0	Nickel	1.4	2.0	0.23	ug/L	J	B	1	6020
7782-49-2	Selenium	0.47	5.0	0.25	ug/L	J		1	6020
7440-22-4	Silver	1.0	1.0	0.020	ug/L	U		1	6020
7440-28-0	Thallium	2.0	2.0	0.074	ug/L	U		1	6020
7440-62-2	Vanadium	1.9	5.0	0.23	ug/L	J	B	1	6020
7440-66-6	Zinc	11	20	7.3	ug/L	J	B	1	6020
7440-33-7	Tungsten	10	10	0.50	ug/L	U		1	6020
7439-97-6	Mercury	0.20	0.20	0.090	ug/L	U		1	7470A

1A-IN
INORGANIC ANALYSIS DATA SHEET
METALS - DISSOLVED

Client Sample ID: MSA-SW42C-061115
Lab Sample ID: 240-51914-23
Lab Name: TestAmerica Canton
Job No.: 240-51914-1
SDG ID.:
Matrix: Water
Date Sampled: 06/11/2015 11:26
Reporting Basis: WET
Date Received: 06/12/2015 09:20

CAS No.	Analyte	Result	RL	MDL	Units	C	Q	DIL	Method
7440-36-0	Antimony	0.25	2.0	0.16	ug/L	J		1	6020
7440-38-2	Arsenic	1.4	5.0	0.18	ug/L	J	B	1	6020
7440-39-3	Barium	25	5.0	1.1	ug/L			1	6020
7440-41-7	Beryllium	1.0	1.0	0.053	ug/L	U		1	6020
7440-43-9	Cadmium	0.40	1.0	0.061	ug/L	J		1	6020
7440-47-3	Chromium	2.1	2.0	0.20	ug/L		B	1	6020
7440-48-4	Cobalt	0.22	1.0	0.021	ug/L	J	B	1	6020
7440-50-8	Copper	8.0	2.0	0.75	ug/L		B	1	6020
7439-92-1	Lead	1.0	1.0	0.11	ug/L	U		1	6020
7439-98-7	Molybdenum	1.6	10	0.23	ug/L	J	B	1	6020
7440-02-0	Nickel	1.3	2.0	0.23	ug/L	J	B	1	6020
7782-49-2	Selenium	0.46	5.0	0.25	ug/L	J		1	6020
7440-22-4	Silver	1.0	1.0	0.020	ug/L	U		1	6020
7440-28-0	Thallium	2.0	2.0	0.074	ug/L	U		1	6020
7440-62-2	Vanadium	1.9	5.0	0.23	ug/L	J	B	1	6020
7440-66-6	Zinc	12	20	7.3	ug/L	J	B	1	6020
7440-33-7	Tungsten	10	10	0.50	ug/L	U		1	6020
7439-97-6	Mercury	0.20	0.20	0.090	ug/L	U		1	7470A

1A-IN
INORGANIC ANALYSIS DATA SHEET
METALS - DISSOLVED

Client Sample ID: MSA-SW42D-061115
Lab Sample ID: 240-51914-24
Lab Name: TestAmerica Canton
Job No.: 240-51914-1
SDG ID.:
Matrix: Water
Date Sampled: 06/11/2015 11:30
Reporting Basis: WET
Date Received: 06/12/2015 09:20

CAS No.	Analyte	Result	RL	MDL	Units	C	Q	DIL	Method
7440-36-0	Antimony	0.25	2.0	0.16	ug/L	J		1	6020
7440-38-2	Arsenic	1.5	5.0	0.18	ug/L	J	B	1	6020
7440-39-3	Barium	25	5.0	1.1	ug/L			1	6020
7440-41-7	Beryllium	1.0	1.0	0.053	ug/L	U		1	6020
7440-43-9	Cadmium	0.33	1.0	0.061	ug/L	J		1	6020
7440-47-3	Chromium	2.2	2.0	0.20	ug/L		B	1	6020
7440-48-4	Cobalt	0.14	1.0	0.021	ug/L	J	B	1	6020
7440-50-8	Copper	8.2	2.0	0.75	ug/L		B	1	6020
7439-92-1	Lead	1.0	1.0	0.11	ug/L	U		1	6020
7439-98-7	Molybdenum	1.6	10	0.23	ug/L	J	B	1	6020
7440-02-0	Nickel	1.4	2.0	0.23	ug/L	J	B	1	6020
7782-49-2	Selenium	0.57	5.0	0.25	ug/L	J		1	6020
7440-22-4	Silver	1.0	1.0	0.020	ug/L	U		1	6020
7440-28-0	Thallium	2.0	2.0	0.074	ug/L	U		1	6020
7440-62-2	Vanadium	2.0	5.0	0.23	ug/L	J	B	1	6020
7440-66-6	Zinc	11	20	7.3	ug/L	J	B	1	6020
7440-33-7	Tungsten	10	10	0.50	ug/L	U		1	6020
7439-97-6	Mercury	0.20	0.20	0.090	ug/L	U		1	7470A

1A-IN
INORGANIC ANALYSIS DATA SHEET
METALS - DISSOLVED

Client Sample ID: MSA-SW43A-061115
Lab Sample ID: 240-51914-25
Lab Name: TestAmerica Canton
Job No.: 240-51914-1
SDG ID.:
Matrix: Water
Date Sampled: 06/11/2015 09:55
Reporting Basis: WET
Date Received: 06/12/2015 09:20

CAS No.	Analyte	Result	RL	MDL	Units	C	Q	DIL	Method
7440-36-0	Antimony	0.26	2.0	0.16	ug/L	J		1	6020
7440-38-2	Arsenic	1.5	5.0	0.18	ug/L	J	B	1	6020
7440-39-3	Barium	25	5.0	1.1	ug/L			1	6020
7440-41-7	Beryllium	1.0	1.0	0.053	ug/L	U		1	6020
7440-43-9	Cadmium	0.36	1.0	0.061	ug/L	J		1	6020
7440-47-3	Chromium	2.2	2.0	0.20	ug/L		B	1	6020
7440-48-4	Cobalt	0.45	1.0	0.021	ug/L	J	B	1	6020
7440-50-8	Copper	7.7	2.0	0.75	ug/L		B	1	6020
7439-92-1	Lead	0.15	1.0	0.11	ug/L	J		1	6020
7439-98-7	Molybdenum	1.5	10	0.23	ug/L	J	B	1	6020
7440-02-0	Nickel	1.7	2.0	0.23	ug/L	J	B	1	6020
7782-49-2	Selenium	0.69	5.0	0.25	ug/L	J		1	6020
7440-22-4	Silver	1.0	1.0	0.020	ug/L	U		1	6020
7440-28-0	Thallium	2.0	2.0	0.074	ug/L	U		1	6020
7440-62-2	Vanadium	2.0	5.0	0.23	ug/L	J	B	1	6020
7440-66-6	Zinc	11	20	7.3	ug/L	J	B	1	6020
7440-33-7	Tungsten	10	10	0.50	ug/L	U		1	6020
7439-97-6	Mercury	0.20	0.20	0.090	ug/L	U		1	7470A

1A-IN
INORGANIC ANALYSIS DATA SHEET
METALS - DISSOLVED

Client Sample ID: MSA-SW43B-061115
Lab Sample ID: 240-51914-26
Lab Name: TestAmerica Canton
Job No.: 240-51914-1
SDG ID.:
Matrix: Water
Date Sampled: 06/11/2015 09:58
Reporting Basis: WET
Date Received: 06/12/2015 09:20

CAS No.	Analyte	Result	RL	MDL	Units	C	Q	DIL	Method
7440-36-0	Antimony	0.23	2.0	0.16	ug/L	J		1	6020
7440-38-2	Arsenic	1.4	5.0	0.18	ug/L	J	B	1	6020
7440-39-3	Barium	24	5.0	1.1	ug/L			1	6020
7440-41-7	Beryllium	0.25	1.0	0.053	ug/L	J		1	6020
7440-43-9	Cadmium	0.28	1.0	0.061	ug/L	J		1	6020
7440-47-3	Chromium	2.0	2.0	0.20	ug/L		B	1	6020
7440-48-4	Cobalt	0.18	1.0	0.021	ug/L	J		1	6020
7440-50-8	Copper	7.7	2.0	0.75	ug/L		B	1	6020
7439-92-1	Lead	1.0	1.0	0.11	ug/L	U		1	6020
7439-98-7	Molybdenum	1.5	10	0.23	ug/L	J		1	6020
7440-02-0	Nickel	1.5	2.0	0.23	ug/L	J		1	6020
7782-49-2	Selenium	0.65	5.0	0.25	ug/L	J		1	6020
7440-22-4	Silver	1.0	1.0	0.020	ug/L	U		1	6020
7440-28-0	Thallium	2.0	2.0	0.074	ug/L	U		1	6020
7440-62-2	Vanadium	1.7	5.0	0.23	ug/L	J	B	1	6020
7440-66-6	Zinc	12	20	7.3	ug/L	J	B	1	6020
7440-33-7	Tungsten	10	10	0.50	ug/L	U		1	6020
7439-97-6	Mercury	0.20	0.20	0.090	ug/L	U		1	7470A

1A-IN
INORGANIC ANALYSIS DATA SHEET
METALS - DISSOLVED

Client Sample ID: MSA-SW43C-061115
Lab Sample ID: 240-51914-27
Lab Name: TestAmerica Canton
Job No.: 240-51914-1
SDG ID.:
Matrix: Water
Date Sampled: 06/11/2015 10:02
Reporting Basis: WET
Date Received: 06/12/2015 09:20

CAS No.	Analyte	Result	RL	MDL	Units	C	Q	DIL	Method
7440-36-0	Antimony	0.39	2.0	0.16	ug/L	J		1	6020
7440-38-2	Arsenic	1.4	5.0	0.18	ug/L	J	B	1	6020
7440-39-3	Barium	24	5.0	1.1	ug/L			1	6020
7440-41-7	Beryllium	0.19	1.0	0.053	ug/L	J		1	6020
7440-43-9	Cadmium	0.31	1.0	0.061	ug/L	J		1	6020
7440-47-3	Chromium	2.0	2.0	0.20	ug/L		B	1	6020
7440-48-4	Cobalt	0.12	1.0	0.021	ug/L	J		1	6020
7440-50-8	Copper	7.9	2.0	0.75	ug/L		B	1	6020
7439-92-1	Lead	0.25	1.0	0.11	ug/L	J		1	6020
7439-98-7	Molybdenum	1.6	10	0.23	ug/L	J		1	6020
7440-02-0	Nickel	1.4	2.0	0.23	ug/L	J		1	6020
7782-49-2	Selenium	0.52	5.0	0.25	ug/L	J		1	6020
7440-22-4	Silver	1.0	1.0	0.020	ug/L	U		1	6020
7440-28-0	Thallium	2.0	2.0	0.074	ug/L	U		1	6020
7440-62-2	Vanadium	1.7	5.0	0.23	ug/L	J	B	1	6020
7440-66-6	Zinc	11	20	7.3	ug/L	J	B	1	6020
7440-33-7	Tungsten	10	10	0.50	ug/L	U		1	6020
7439-97-6	Mercury	0.20	0.20	0.090	ug/L	U		1	7470A

1A-IN
INORGANIC ANALYSIS DATA SHEET
METALS - DISSOLVED

Client Sample ID: MSA-SW43D-061115
Lab Sample ID: 240-51914-28
Lab Name: TestAmerica Canton
Job No.: 240-51914-1
SDG ID.:
Matrix: Water
Date Sampled: 06/11/2015 10:06
Reporting Basis: WET
Date Received: 06/12/2015 09:20

CAS No.	Analyte	Result	RL	MDL	Units	C	Q	DIL	Method
7440-36-0	Antimony	0.27	2.0	0.16	ug/L	J		1	6020
7440-38-2	Arsenic	1.4	5.0	0.18	ug/L	J	B	1	6020
7440-39-3	Barium	25	5.0	1.1	ug/L			1	6020
7440-41-7	Beryllium	0.17	1.0	0.053	ug/L	J		1	6020
7440-43-9	Cadmium	0.29	1.0	0.061	ug/L	J		1	6020
7440-47-3	Chromium	2.1	2.0	0.20	ug/L		B	1	6020
7440-48-4	Cobalt	0.13	1.0	0.021	ug/L	J		1	6020
7440-50-8	Copper	8.3	2.0	0.75	ug/L		B	1	6020
7439-92-1	Lead	1.0	1.0	0.11	ug/L	U		1	6020
7439-98-7	Molybdenum	1.5	10	0.23	ug/L	J		1	6020
7440-02-0	Nickel	1.8	2.0	0.23	ug/L	J		1	6020
7782-49-2	Selenium	0.52	5.0	0.25	ug/L	J		1	6020
7440-22-4	Silver	1.0	1.0	0.020	ug/L	U		1	6020
7440-28-0	Thallium	2.0	2.0	0.074	ug/L	U		1	6020
7440-62-2	Vanadium	1.8	5.0	0.23	ug/L	J	B	1	6020
7440-66-6	Zinc	11	20	7.3	ug/L	J	B	1	6020
7440-33-7	Tungsten	10	10	0.50	ug/L	U		1	6020
7439-97-6	Mercury	0.20	0.20	0.090	ug/L	U		1	7470A

1A-IN
INORGANIC ANALYSIS DATA SHEET
METALS - DISSOLVED

Client Sample ID: MSA-SW44A-061115
Lab Sample ID: 240-51914-29
Lab Name: TestAmerica Canton
Job No.: 240-51914-1
SDG ID.:
Matrix: Water
Date Sampled: 06/11/2015 09:34
Reporting Basis: WET
Date Received: 06/12/2015 09:20

CAS No.	Analyte	Result	RL	MDL	Units	C	Q	DIL	Method
7440-36-0	Antimony	0.27	2.0	0.16	ug/L	J		1	6020
7440-38-2	Arsenic	1.5	5.0	0.18	ug/L	J	B	1	6020
7440-39-3	Barium	25	5.0	1.1	ug/L			1	6020
7440-41-7	Beryllium	0.17	1.0	0.053	ug/L	J		1	6020
7440-43-9	Cadmium	0.29	1.0	0.061	ug/L	J		1	6020
7440-47-3	Chromium	2.1	2.0	0.20	ug/L		B	1	6020
7440-48-4	Cobalt	0.36	1.0	0.021	ug/L	J		1	6020
7440-50-8	Copper	8.3	2.0	0.75	ug/L		B	1	6020
7439-92-1	Lead	0.14	1.0	0.11	ug/L	J		1	6020
7439-98-7	Molybdenum	1.5	10	0.23	ug/L	J		1	6020
7440-02-0	Nickel	1.9	2.0	0.23	ug/L	J		1	6020
7782-49-2	Selenium	0.58	5.0	0.25	ug/L	J		1	6020
7440-22-4	Silver	1.0	1.0	0.020	ug/L	U		1	6020
7440-28-0	Thallium	2.0	2.0	0.074	ug/L	U		1	6020
7440-62-2	Vanadium	1.8	5.0	0.23	ug/L	J	B	1	6020
7440-66-6	Zinc	12	20	7.3	ug/L	J	B	1	6020
7440-33-7	Tungsten	10	10	0.50	ug/L	U		1	6020
7439-97-6	Mercury	0.20	0.20	0.090	ug/L	U		1	7470A

1A-IN
INORGANIC ANALYSIS DATA SHEET
METALS - DISSOLVED

Client Sample ID: MSA-SW44B-061115
Lab Sample ID: 240-51914-30
Lab Name: TestAmerica Canton
Job No.: 240-51914-1
SDG ID.:
Matrix: Water
Date Sampled: 06/11/2015 09:39
Reporting Basis: WET
Date Received: 06/12/2015 09:20

CAS No.	Analyte	Result	RL	MDL	Units	C	Q	DIL	Method
7440-36-0	Antimony	0.24	2.0	0.16	ug/L	J		1	6020
7440-38-2	Arsenic	1.5	5.0	0.18	ug/L	J	B	1	6020
7440-39-3	Barium	24	5.0	1.1	ug/L			1	6020
7440-41-7	Beryllium	0.11	1.0	0.053	ug/L	J		1	6020
7440-43-9	Cadmium	0.28	1.0	0.061	ug/L	J		1	6020
7440-47-3	Chromium	2.0	2.0	0.20	ug/L		B	1	6020
7440-48-4	Cobalt	0.096	1.0	0.021	ug/L	J		1	6020
7440-50-8	Copper	7.9	2.0	0.75	ug/L		B	1	6020
7439-92-1	Lead	1.0	1.0	0.11	ug/L	U		1	6020
7439-98-7	Molybdenum	1.5	10	0.23	ug/L	J		1	6020
7440-02-0	Nickel	1.3	2.0	0.23	ug/L	J		1	6020
7782-49-2	Selenium	0.70	5.0	0.25	ug/L	J		1	6020
7440-22-4	Silver	1.0	1.0	0.020	ug/L	U		1	6020
7440-28-0	Thallium	2.0	2.0	0.074	ug/L	U		1	6020
7440-62-2	Vanadium	1.7	5.0	0.23	ug/L	J	B	1	6020
7440-66-6	Zinc	10	20	7.3	ug/L	J	B	1	6020
7440-33-7	Tungsten	10	10	0.50	ug/L	U		1	6020
7439-97-6	Mercury	0.20	0.20	0.090	ug/L	U		1	7470A

1A-IN
INORGANIC ANALYSIS DATA SHEET
METALS - DISSOLVED

Client Sample ID: MSA-SW44C-061115
Lab Sample ID: 240-51914-31
Lab Name: TestAmerica Canton
Job No.: 240-51914-1
SDG ID.:
Matrix: Water
Date Sampled: 06/11/2015 09:43
Reporting Basis: WET
Date Received: 06/12/2015 09:20

CAS No.	Analyte	Result	RL	MDL	Units	C	Q	DIL	Method
7440-36-0	Antimony	0.26	2.0	0.16	ug/L	J		1	6020
7440-38-2	Arsenic	1.5	5.0	0.18	ug/L	J	B	1	6020
7440-39-3	Barium	25	5.0	1.1	ug/L			1	6020
7440-41-7	Beryllium	0.11	1.0	0.053	ug/L	J		1	6020
7440-43-9	Cadmium	0.25	1.0	0.061	ug/L	J		1	6020
7440-47-3	Chromium	2.2	2.0	0.20	ug/L		B	1	6020
7440-48-4	Cobalt	0.088	1.0	0.021	ug/L	J		1	6020
7440-50-8	Copper	8.0	2.0	0.75	ug/L		B	1	6020
7439-92-1	Lead	1.0	1.0	0.11	ug/L	U		1	6020
7439-98-7	Molybdenum	1.6	10	0.23	ug/L	J		1	6020
7440-02-0	Nickel	1.3	2.0	0.23	ug/L	J		1	6020
7782-49-2	Selenium	0.76	5.0	0.25	ug/L	J		1	6020
7440-22-4	Silver	1.0	1.0	0.020	ug/L	U		1	6020
7440-28-0	Thallium	2.0	2.0	0.074	ug/L	U		1	6020
7440-62-2	Vanadium	1.8	5.0	0.23	ug/L	J	B	1	6020
7440-66-6	Zinc	10	20	7.3	ug/L	J	B	1	6020
7440-33-7	Tungsten	10	10	0.50	ug/L	U		1	6020
7439-97-6	Mercury	0.20	0.20	0.090	ug/L	U		1	7470A

1A-IN
INORGANIC ANALYSIS DATA SHEET
METALS - DISSOLVED

Client Sample ID: MSA-SW44D-061115
Lab Sample ID: 240-51914-32
Lab Name: TestAmerica Canton
Job No.: 240-51914-1
SDG ID.:
Matrix: Water
Date Sampled: 06/11/2015 09:46
Reporting Basis: WET
Date Received: 06/12/2015 09:20

CAS No.	Analyte	Result	RL	MDL	Units	C	Q	DIL	Method
7440-36-0	Antimony	0.24	2.0	0.16	ug/L	J		1	6020
7440-38-2	Arsenic	1.5	5.0	0.18	ug/L	J	B	1	6020
7440-39-3	Barium	25	5.0	1.1	ug/L			1	6020
7440-41-7	Beryllium	0.083	1.0	0.053	ug/L	J		1	6020
7440-43-9	Cadmium	0.25	1.0	0.061	ug/L	J		1	6020
7440-47-3	Chromium	2.1	2.0	0.20	ug/L		B	1	6020
7440-48-4	Cobalt	0.084	1.0	0.021	ug/L	J		1	6020
7440-50-8	Copper	8.1	2.0	0.75	ug/L		B	1	6020
7439-92-1	Lead	1.0	1.0	0.11	ug/L	U		1	6020
7439-98-7	Molybdenum	1.5	10	0.23	ug/L	J		1	6020
7440-02-0	Nickel	1.3	2.0	0.23	ug/L	J		1	6020
7782-49-2	Selenium	0.92	5.0	0.25	ug/L	J		1	6020
7440-22-4	Silver	1.0	1.0	0.020	ug/L	U		1	6020
7440-28-0	Thallium	2.0	2.0	0.074	ug/L	U		1	6020
7440-62-2	Vanadium	1.7	5.0	0.23	ug/L	J	B	1	6020
7440-66-6	Zinc	9.8	20	7.3	ug/L	J	B	1	6020
7440-33-7	Tungsten	10	10	0.50	ug/L	U		1	6020
7439-97-6	Mercury	0.20	0.20	0.090	ug/L	U		1	7470A

1A-IN
INORGANIC ANALYSIS DATA SHEET
METALS - DISSOLVED

Client Sample ID: MSA-SW45A-061115
Lab Sample ID: 240-51914-33
Lab Name: TestAmerica Canton
Job No.: 240-51914-1
SDG ID.:
Matrix: Water
Date Sampled: 06/11/2015 09:13
Reporting Basis: WET
Date Received: 06/12/2015 09:20

CAS No.	Analyte	Result	RL	MDL	Units	C	Q	DIL	Method
7440-36-0	Antimony	0.22	2.0	0.16	ug/L	J		1	6020
7440-38-2	Arsenic	1.5	5.0	0.18	ug/L	J	B	1	6020
7440-39-3	Barium	24	5.0	1.1	ug/L			1	6020
7440-41-7	Beryllium	0.078	1.0	0.053	ug/L	J		1	6020
7440-43-9	Cadmium	0.22	1.0	0.061	ug/L	J		1	6020
7440-47-3	Chromium	2.1	2.0	0.20	ug/L		B	1	6020
7440-48-4	Cobalt	0.27	1.0	0.021	ug/L	J		1	6020
7440-50-8	Copper	7.1	2.0	0.75	ug/L		B	1	6020
7439-92-1	Lead	0.15	1.0	0.11	ug/L	J		1	6020
7439-98-7	Molybdenum	1.5	10	0.23	ug/L	J		1	6020
7440-02-0	Nickel	1.4	2.0	0.23	ug/L	J		1	6020
7782-49-2	Selenium	0.84	5.0	0.25	ug/L	J		1	6020
7440-22-4	Silver	1.0	1.0	0.020	ug/L	U		1	6020
7440-28-0	Thallium	2.0	2.0	0.074	ug/L	U		1	6020
7440-62-2	Vanadium	1.7	5.0	0.23	ug/L	J	B	1	6020
7440-66-6	Zinc	13	20	7.3	ug/L	J	B	1	6020
7440-33-7	Tungsten	10	10	0.50	ug/L	U		1	6020
7439-97-6	Mercury	0.20	0.20	0.090	ug/L	U		1	7470A

1A-IN
INORGANIC ANALYSIS DATA SHEET
METALS - DISSOLVED

Client Sample ID: MSA-SW45B-061115
Lab Sample ID: 240-51914-34
Lab Name: TestAmerica Canton
Job No.: 240-51914-1
SDG ID.:
Matrix: Water
Date Sampled: 06/11/2015 09:19
Reporting Basis: WET
Date Received: 06/12/2015 09:20

CAS No.	Analyte	Result	RL	MDL	Units	C	Q	DIL	Method
7440-36-0	Antimony	0.24	2.0	0.16	ug/L	J		1	6020
7440-38-2	Arsenic	1.6	5.0	0.18	ug/L	J	B	1	6020
7440-39-3	Barium	25	5.0	1.1	ug/L			1	6020
7440-41-7	Beryllium	0.060	1.0	0.053	ug/L	J		1	6020
7440-43-9	Cadmium	0.27	1.0	0.061	ug/L	J		1	6020
7440-47-3	Chromium	2.1	2.0	0.20	ug/L		B	1	6020
7440-48-4	Cobalt	0.12	1.0	0.021	ug/L	J		1	6020
7440-50-8	Copper	7.6	2.0	0.75	ug/L		B	1	6020
7439-92-1	Lead	1.0	1.0	0.11	ug/L	U		1	6020
7439-98-7	Molybdenum	1.6	10	0.23	ug/L	J		1	6020
7440-02-0	Nickel	1.2	2.0	0.23	ug/L	J		1	6020
7782-49-2	Selenium	1.0	5.0	0.25	ug/L	J		1	6020
7440-22-4	Silver	1.0	1.0	0.020	ug/L	U		1	6020
7440-28-0	Thallium	2.0	2.0	0.074	ug/L	U		1	6020
7440-62-2	Vanadium	1.8	5.0	0.23	ug/L	J	B	1	6020
7440-66-6	Zinc	9.3	20	7.3	ug/L	J	B	1	6020
7440-33-7	Tungsten	10	10	0.50	ug/L	U		1	6020
7439-97-6	Mercury	0.20	0.20	0.090	ug/L	U		1	7470A

1A-IN
INORGANIC ANALYSIS DATA SHEET
METALS - DISSOLVED

Client Sample ID: MSA-SW45C-061115
Lab Sample ID: 240-51914-35
Lab Name: TestAmerica Canton
Job No.: 240-51914-1
SDG ID.:
Matrix: Water
Date Sampled: 06/11/2015 09:23
Reporting Basis: WET
Date Received: 06/12/2015 09:20

CAS No.	Analyte	Result	RL	MDL	Units	C	Q	DIL	Method
7440-36-0	Antimony	0.25	2.0	0.16	ug/L	J		1	6020
7440-38-2	Arsenic	1.5	5.0	0.18	ug/L	J	B	1	6020
7440-39-3	Barium	25	5.0	1.1	ug/L			1	6020
7440-41-7	Beryllium	1.0	1.0	0.053	ug/L	U		1	6020
7440-43-9	Cadmium	0.25	1.0	0.061	ug/L	J		1	6020
7440-47-3	Chromium	2.1	2.0	0.20	ug/L		B	1	6020
7440-48-4	Cobalt	0.091	1.0	0.021	ug/L	J		1	6020
7440-50-8	Copper	7.3	2.0	0.75	ug/L		B	1	6020
7439-92-1	Lead	1.0	1.0	0.11	ug/L	U		1	6020
7439-98-7	Molybdenum	1.5	10	0.23	ug/L	J		1	6020
7440-02-0	Nickel	1.1	2.0	0.23	ug/L	J		1	6020
7782-49-2	Selenium	0.91	5.0	0.25	ug/L	J		1	6020
7440-22-4	Silver	1.0	1.0	0.020	ug/L	U		1	6020
7440-28-0	Thallium	2.0	2.0	0.074	ug/L	U		1	6020
7440-62-2	Vanadium	1.8	5.0	0.23	ug/L	J	B	1	6020
7440-66-6	Zinc	9.9	20	7.3	ug/L	J	B	1	6020
7440-33-7	Tungsten	10	10	0.50	ug/L	U		1	6020
7439-97-6	Mercury	0.20	0.20	0.090	ug/L	U		1	7470A

1A-IN
INORGANIC ANALYSIS DATA SHEET
METALS - DISSOLVED

Client Sample ID: MSA-SW45D-061115
Lab Sample ID: 240-51914-36
Lab Name: TestAmerica Canton
Job No.: 240-51914-1
SDG ID.:
Matrix: Water
Date Sampled: 06/11/2015 09:26
Reporting Basis: WET
Date Received: 06/12/2015 09:20

CAS No.	Analyte	Result	RL	MDL	Units	C	Q	DIL	Method
7440-36-0	Antimony	0.23	2.0	0.16	ug/L	J		1	6020
7440-38-2	Arsenic	1.5	5.0	0.18	ug/L	J	B	1	6020
7440-39-3	Barium	26	5.0	1.1	ug/L			1	6020
7440-41-7	Beryllium	0.054	1.0	0.053	ug/L	J		1	6020
7440-43-9	Cadmium	0.21	1.0	0.061	ug/L	J		1	6020
7440-47-3	Chromium	2.1	2.0	0.20	ug/L		B	1	6020
7440-48-4	Cobalt	0.095	1.0	0.021	ug/L	J		1	6020
7440-50-8	Copper	7.7	2.0	0.75	ug/L		B	1	6020
7439-92-1	Lead	1.0	1.0	0.11	ug/L	U		1	6020
7439-98-7	Molybdenum	1.6	10	0.23	ug/L	J		1	6020
7440-02-0	Nickel	1.3	2.0	0.23	ug/L	J		1	6020
7782-49-2	Selenium	1.2	5.0	0.25	ug/L	J		1	6020
7440-22-4	Silver	1.0	1.0	0.020	ug/L	U		1	6020
7440-28-0	Thallium	2.0	2.0	0.074	ug/L	U		1	6020
7440-62-2	Vanadium	1.8	5.0	0.23	ug/L	J	B	1	6020
7440-66-6	Zinc	9.2	20	7.3	ug/L	J	B	1	6020
7440-33-7	Tungsten	10	10	0.50	ug/L	U		1	6020
7439-97-6	Mercury	0.20	0.20	0.090	ug/L	U		1	7470A

1A-IN
INORGANIC ANALYSIS DATA SHEET
METALS - DISSOLVED

Client Sample ID: MSA-SW37A-061115
Lab Sample ID: 240-51914-1
Lab Name: TestAmerica Canton
Job No.: 240-51914-1
SDG ID.:
Matrix: Water
Date Sampled: 06/11/2015 11:37
Reporting Basis: WET
Date Received: 06/12/2015 09:20

CAS No.	Analyte	Result	RL		Units	C	Q	DIL	Method
	Hardness as calcium carbonate	410	33		mg/L			1	SM 2340B
	Calcium hardness as calcium carbonate	93	12		mg/L			1	SM 2340B
	Magnesium hardness as calcium carbonate	320	21		mg/L			1	SM 2340B

1A-IN
INORGANIC ANALYSIS DATA SHEET
METALS - DISSOLVED

Client Sample ID: MSA-SW37B-061115
Lab Sample ID: 240-51914-2
Lab Name: TestAmerica Canton
Job No.: 240-51914-1
SDG ID.:
Matrix: Water
Date Sampled: 06/11/2015 11:40
Reporting Basis: WET
Date Received: 06/12/2015 09:20

CAS No.	Analyte	Result	RL		Units	C	Q	DIL	Method
	Hardness as calcium carbonate	410	33		mg/L			1	SM 2340B
	Calcium hardness as calcium carbonate	92	12		mg/L			1	SM 2340B
	Magnesium hardness as calcium carbonate	310	21		mg/L			1	SM 2340B

1A-IN
INORGANIC ANALYSIS DATA SHEET
METALS - DISSOLVED

Client Sample ID: MSA-SW37C-061115
Lab Sample ID: 240-51914-3
Lab Name: TestAmerica Canton
Job No.: 240-51914-1
SDG ID.:
Matrix: Water
Date Sampled: 06/11/2015 11:44
Reporting Basis: WET
Date Received: 06/12/2015 09:20

CAS No.	Analyte	Result	RL		Units	C	Q	DIL	Method
	Hardness as calcium carbonate	430	33		mg/L			1	SM 2340B
	Calcium hardness as calcium carbonate	96	12		mg/L			1	SM 2340B
	Magnesium hardness as calcium carbonate	330	21		mg/L			1	SM 2340B

1A-IN
INORGANIC ANALYSIS DATA SHEET
METALS - DISSOLVED

Client Sample ID: MSA-SW37D-061115
Lab Sample ID: 240-51914-4
Lab Name: TestAmerica Canton
Job No.: 240-51914-1
SDG ID.:
Matrix: Water
Date Sampled: 06/11/2015 11:48
Reporting Basis: WET
Date Received: 06/12/2015 09:20

CAS No.	Analyte	Result	RL		Units	C	Q	DIL	Method
	Hardness as calcium carbonate	410	33		mg/L			1	SM 2340B
	Calcium hardness as calcium carbonate	93	12		mg/L			1	SM 2340B
	Magnesium hardness as calcium carbonate	320	21		mg/L			1	SM 2340B

1A-IN
INORGANIC ANALYSIS DATA SHEET
METALS - DISSOLVED

Client Sample ID: MSA-SW38A-061115
Lab Sample ID: 240-51914-5
Lab Name: TestAmerica Canton
Job No.: 240-51914-1
SDG ID.:
Matrix: Water
Date Sampled: 06/11/2015 10:42
Reporting Basis: WET
Date Received: 06/12/2015 09:20

CAS No.	Analyte	Result	RL		Units	C	Q	DIL	Method
	Hardness as calcium carbonate	410	33		mg/L			1	SM 2340B
	Calcium hardness as calcium carbonate	94	12		mg/L			1	SM 2340B
	Magnesium hardness as calcium carbonate	320	21		mg/L			1	SM 2340B

1A-IN
INORGANIC ANALYSIS DATA SHEET
METALS - DISSOLVED

Client Sample ID: MSA-SW38B-061115
Lab Sample ID: 240-51914-6
Lab Name: TestAmerica Canton
Job No.: 240-51914-1
SDG ID.:
Matrix: Water
Date Sampled: 06/11/2015 10:46
Reporting Basis: WET
Date Received: 06/12/2015 09:20

CAS No.	Analyte	Result	RL		Units	C	Q	DIL	Method
	Hardness as calcium carbonate	420	33		mg/L			1	SM 2340B
	Calcium hardness as calcium carbonate	92	12		mg/L			1	SM 2340B
	Magnesium hardness as calcium carbonate	330	21		mg/L			1	SM 2340B

1A-IN
INORGANIC ANALYSIS DATA SHEET
METALS - DISSOLVED

Client Sample ID: MSA-SW38C-061115
Lab Sample ID: 240-51914-7
Lab Name: TestAmerica Canton
Job No.: 240-51914-1
SDG ID.:
Matrix: Water
Date Sampled: 06/11/2015 10:49
Reporting Basis: WET
Date Received: 06/12/2015 09:20

CAS No.	Analyte	Result	RL		Units	C	Q	DIL	Method
	Hardness as calcium carbonate	420	33		mg/L			1	SM 2340B
	Calcium hardness as calcium carbonate	91	12		mg/L			1	SM 2340B
	Magnesium hardness as calcium carbonate	330	21		mg/L			1	SM 2340B

1A-IN
INORGANIC ANALYSIS DATA SHEET
METALS - DISSOLVED

Client Sample ID: MSA-SW38D-061115
Lab Sample ID: 240-51914-8
Lab Name: TestAmerica Canton
Job No.: 240-51914-1
SDG ID.:
Matrix: Water
Date Sampled: 06/11/2015 10:53
Reporting Basis: WET
Date Received: 06/12/2015 09:20

CAS No.	Analyte	Result	RL		Units	C	Q	DIL	Method
	Hardness as calcium carbonate	420	33		mg/L			1	SM 2340B
	Calcium hardness as calcium carbonate	92	12		mg/L			1	SM 2340B
	Magnesium hardness as calcium carbonate	320	21		mg/L			1	SM 2340B

1A-IN
INORGANIC ANALYSIS DATA SHEET
METALS - DISSOLVED

Client Sample ID: MSA-SW39A-061115
Lab Sample ID: 240-51914-9
Lab Name: TestAmerica Canton
Job No.: 240-51914-1
SDG ID.:
Matrix: Water
Date Sampled: 06/11/2015 08:52
Reporting Basis: WET
Date Received: 06/12/2015 09:20

CAS No.	Analyte	Result	RL		Units	C	Q	DIL	Method
	Hardness as calcium carbonate	440	33		mg/L			1	SM 2340B
	Calcium hardness as calcium carbonate	97	12		mg/L			1	SM 2340B
	Magnesium hardness as calcium carbonate	350	21		mg/L			1	SM 2340B

1A-IN
INORGANIC ANALYSIS DATA SHEET
METALS - DISSOLVED

Client Sample ID: MSA-SW39B-061115
Lab Sample ID: 240-51914-10
Lab Name: TestAmerica Canton
Job No.: 240-51914-1
SDG ID.:
Matrix: Water
Date Sampled: 06/11/2015 08:57
Reporting Basis: WET
Date Received: 06/12/2015 09:20

CAS No.	Analyte	Result	RL		Units	C	Q	DIL	Method
	Hardness as calcium carbonate	450	33		mg/L			1	SM 2340B
	Calcium hardness as calcium carbonate	97	12		mg/L			1	SM 2340B
	Magnesium hardness as calcium carbonate	350	21		mg/L			1	SM 2340B

1A-IN
INORGANIC ANALYSIS DATA SHEET
METALS - DISSOLVED

Client Sample ID: MSA-SW39C-061115
Lab Sample ID: 240-51914-11
Lab Name: TestAmerica Canton
Job No.: 240-51914-1
SDG ID.:
Matrix: Water
Date Sampled: 06/11/2015 09:01
Reporting Basis: WET
Date Received: 06/12/2015 09:20

CAS No.	Analyte	Result	RL		Units	C	Q	DIL	Method
	Hardness as calcium carbonate	440	33		mg/L			1	SM 2340B
	Calcium hardness as calcium carbonate	95	12		mg/L			1	SM 2340B
	Magnesium hardness as calcium carbonate	350	21		mg/L			1	SM 2340B

1A-IN
INORGANIC ANALYSIS DATA SHEET
METALS - DISSOLVED

Client Sample ID: MSA-SW39D-061115
Lab Sample ID: 240-51914-12
Lab Name: TestAmerica Canton
Job No.: 240-51914-1
SDG ID.:
Matrix: Water
Date Sampled: 06/11/2015 09:06
Reporting Basis: WET
Date Received: 06/12/2015 09:20

CAS No.	Analyte	Result	RL		Units	C	Q	DIL	Method
	Hardness as calcium carbonate	440	33		mg/L			1	SM 2340B
	Calcium hardness as calcium carbonate	96	12		mg/L			1	SM 2340B
	Magnesium hardness as calcium carbonate	350	21		mg/L			1	SM 2340B

1A-IN
INORGANIC ANALYSIS DATA SHEET
METALS - DISSOLVED

Client Sample ID: MSA-SW40A-061115
Lab Sample ID: 240-51914-13
Lab Name: TestAmerica Canton
Job No.: 240-51914-1
SDG ID.:
Matrix: Water
Date Sampled: 06/11/2015 11:00
Reporting Basis: WET
Date Received: 06/12/2015 09:20

CAS No.	Analyte	Result	RL		Units	C	Q	DIL	Method
	Hardness as calcium carbonate	400	33		mg/L			1	SM 2340B
	Calcium hardness as calcium carbonate	91	12		mg/L			1	SM 2340B
	Magnesium hardness as calcium carbonate	310	21		mg/L			1	SM 2340B

1A-IN
INORGANIC ANALYSIS DATA SHEET
METALS - DISSOLVED

Client Sample ID: MSA-SW40B-061115
Lab Sample ID: 240-51914-14
Lab Name: TestAmerica Canton
Job No.: 240-51914-1
SDG ID.:
Matrix: Water
Date Sampled: 06/11/2015 11:05
Reporting Basis: WET
Date Received: 06/12/2015 09:20

CAS No.	Analyte	Result	RL		Units	C	Q	DIL	Method
	Hardness as calcium carbonate	400	33		mg/L			1	SM 2340B
	Calcium hardness as calcium carbonate	89	12		mg/L			1	SM 2340B
	Magnesium hardness as calcium carbonate	310	21		mg/L			1	SM 2340B

1A-IN
INORGANIC ANALYSIS DATA SHEET
METALS - DISSOLVED

Client Sample ID: MSA-SW40C-061115
Lab Sample ID: 240-51914-15
Lab Name: TestAmerica Canton
Job No.: 240-51914-1
SDG ID.:
Matrix: Water
Date Sampled: 06/11/2015 11:08
Reporting Basis: WET
Date Received: 06/12/2015 09:20

CAS No.	Analyte	Result	RL		Units	C	Q	DIL	Method
	Hardness as calcium carbonate	410	33		mg/L			1	SM 2340B
	Calcium hardness as calcium carbonate	91	12		mg/L			1	SM 2340B
	Magnesium hardness as calcium carbonate	320	21		mg/L			1	SM 2340B

1A-IN
INORGANIC ANALYSIS DATA SHEET
METALS - DISSOLVED

Client Sample ID: MSA-SW40D-061115
Lab Sample ID: 240-51914-16
Lab Name: TestAmerica Canton
Job No.: 240-51914-1
SDG ID.:
Matrix: Water
Date Sampled: 06/11/2015 11:11
Reporting Basis: WET
Date Received: 06/12/2015 09:20

CAS No.	Analyte	Result	RL		Units	C	Q	DIL	Method
	Hardness as calcium carbonate	420	33		mg/L			1	SM 2340B
	Calcium hardness as calcium carbonate	94	12		mg/L			1	SM 2340B
	Magnesium hardness as calcium carbonate	330	21		mg/L			1	SM 2340B

1A-IN
INORGANIC ANALYSIS DATA SHEET
METALS - DISSOLVED

Client Sample ID: MSA-SW41A-061115
Lab Sample ID: 240-51914-17
Lab Name: TestAmerica Canton
Job No.: 240-51914-1
SDG ID.:
Matrix: Water
Date Sampled: 06/11/2015 10:21
Reporting Basis: WET
Date Received: 06/12/2015 09:20

CAS No.	Analyte	Result	RL		Units	C	Q	DIL	Method
	Hardness as calcium carbonate	420	33		mg/L			1	SM 2340B
	Calcium hardness as calcium carbonate	93	12		mg/L			1	SM 2340B
	Magnesium hardness as calcium carbonate	320	21		mg/L			1	SM 2340B

1A-IN
INORGANIC ANALYSIS DATA SHEET
METALS - DISSOLVED

Client Sample ID: MSA-SW41B-061115
Lab Sample ID: 240-51914-18
Lab Name: TestAmerica Canton
Job No.: 240-51914-1
SDG ID.:
Matrix: Water
Date Sampled: 06/11/2015 10:25
Reporting Basis: WET
Date Received: 06/12/2015 09:20

CAS No.	Analyte	Result	RL		Units	C	Q	DIL	Method
	Hardness as calcium carbonate	400	33		mg/L			1	SM 2340B
	Calcium hardness as calcium carbonate	89	12		mg/L			1	SM 2340B
	Magnesium hardness as calcium carbonate	310	21		mg/L			1	SM 2340B

1A-IN
INORGANIC ANALYSIS DATA SHEET
METALS - DISSOLVED

Client Sample ID: MSA-SW41C-061115
Lab Sample ID: 240-51914-19
Lab Name: TestAmerica Canton
Job No.: 240-51914-1
SDG ID.:
Matrix: Water
Date Sampled: 06/11/2015 10:29
Reporting Basis: WET
Date Received: 06/12/2015 09:20

CAS No.	Analyte	Result	RL		Units	C	Q	DIL	Method
	Hardness as calcium carbonate	410	33		mg/L			1	SM 2340B
	Calcium hardness as calcium carbonate	92	12		mg/L			1	SM 2340B
	Magnesium hardness as calcium carbonate	320	21		mg/L			1	SM 2340B

1A-IN
INORGANIC ANALYSIS DATA SHEET
METALS - DISSOLVED

Client Sample ID: MSA-SW41D-061115
Lab Sample ID: 240-51914-20
Lab Name: TestAmerica Canton
Job No.: 240-51914-1
SDG ID.:
Matrix: Water
Date Sampled: 06/11/2015 10:33
Reporting Basis: WET
Date Received: 06/12/2015 09:20

CAS No.	Analyte	Result	RL		Units	C	Q	DIL	Method
	Hardness as calcium carbonate	420	33		mg/L			1	SM 2340B
	Calcium hardness as calcium carbonate	93	12		mg/L			1	SM 2340B
	Magnesium hardness as calcium carbonate	320	21		mg/L			1	SM 2340B

1A-IN
INORGANIC ANALYSIS DATA SHEET
METALS - DISSOLVED

Client Sample ID: MSA-SW42A-061115
Lab Sample ID: 240-51914-21
Lab Name: TestAmerica Canton
Job No.: 240-51914-1
SDG ID.:
Matrix: Water
Date Sampled: 06/11/2015 11:19
Reporting Basis: WET
Date Received: 06/12/2015 09:20

CAS No.	Analyte	Result	RL		Units	C	Q	DIL	Method
	Hardness as calcium carbonate	420	33		mg/L			1	SM 2340B
	Calcium hardness as calcium carbonate	95	12		mg/L			1	SM 2340B
	Magnesium hardness as calcium carbonate	320	21		mg/L			1	SM 2340B

1A-IN
INORGANIC ANALYSIS DATA SHEET
METALS - DISSOLVED

Client Sample ID: MSA-SW42B-061115
Lab Sample ID: 240-51914-22
Lab Name: TestAmerica Canton
Job No.: 240-51914-1
SDG ID.:
Matrix: Water
Date Sampled: 06/11/2015 11:23
Reporting Basis: WET
Date Received: 06/12/2015 09:20

CAS No.	Analyte	Result	RL		Units	C	Q	DIL	Method
	Hardness as calcium carbonate	430	33		mg/L			1	SM 2340B
	Calcium hardness as calcium carbonate	95	12		mg/L			1	SM 2340B
	Magnesium hardness as calcium carbonate	330	21		mg/L			1	SM 2340B

1A-IN
INORGANIC ANALYSIS DATA SHEET
METALS - DISSOLVED

Client Sample ID: MSA-SW42C-061115
Lab Sample ID: 240-51914-23
Lab Name: TestAmerica Canton
Job No.: 240-51914-1
SDG ID.:
Matrix: Water
Date Sampled: 06/11/2015 11:26
Reporting Basis: WET
Date Received: 06/12/2015 09:20

CAS No.	Analyte	Result	RL		Units	C	Q	DIL	Method
	Hardness as calcium carbonate	420	33		mg/L			1	SM 2340B
	Calcium hardness as calcium carbonate	94	12		mg/L			1	SM 2340B
	Magnesium hardness as calcium carbonate	330	21		mg/L			1	SM 2340B

1A-IN
INORGANIC ANALYSIS DATA SHEET
METALS - DISSOLVED

Client Sample ID: MSA-SW42D-061115
Lab Sample ID: 240-51914-24
Lab Name: TestAmerica Canton
Job No.: 240-51914-1
SDG ID.:
Matrix: Water
Date Sampled: 06/11/2015 11:30
Reporting Basis: WET
Date Received: 06/12/2015 09:20

CAS No.	Analyte	Result	RL		Units	C	Q	DIL	Method
	Hardness as calcium carbonate	430	33		mg/L			1	SM 2340B
	Calcium hardness as calcium carbonate	96	12		mg/L			1	SM 2340B
	Magnesium hardness as calcium carbonate	330	21		mg/L			1	SM 2340B

1A-IN
INORGANIC ANALYSIS DATA SHEET
METALS - DISSOLVED

Client Sample ID: MSA-SW43A-061115
Lab Sample ID: 240-51914-25
Lab Name: TestAmerica Canton
Job No.: 240-51914-1
SDG ID.:
Matrix: Water
Date Sampled: 06/11/2015 09:55
Reporting Basis: WET
Date Received: 06/12/2015 09:20

CAS No.	Analyte	Result	RL		Units	C	Q	DIL	Method
	Hardness as calcium carbonate	420	33		mg/L			1	SM 2340B
	Calcium hardness as calcium carbonate	93	12		mg/L			1	SM 2340B
	Magnesium hardness as calcium carbonate	330	21		mg/L			1	SM 2340B

1A-IN
INORGANIC ANALYSIS DATA SHEET
METALS - DISSOLVED

Client Sample ID: MSA-SW43B-061115
Lab Sample ID: 240-51914-26
Lab Name: TestAmerica Canton
Job No.: 240-51914-1
SDG ID.:
Matrix: Water
Date Sampled: 06/11/2015 09:58
Reporting Basis: WET
Date Received: 06/12/2015 09:20

CAS No.	Analyte	Result	RL		Units	C	Q	DIL	Method
	Hardness as calcium carbonate	410	33		mg/L			1	SM 2340B
	Calcium hardness as calcium carbonate	89	12		mg/L			1	SM 2340B
	Magnesium hardness as calcium carbonate	320	21		mg/L			1	SM 2340B

1A-IN
INORGANIC ANALYSIS DATA SHEET
METALS - DISSOLVED

Client Sample ID: MSA-SW43C-061115
Lab Sample ID: 240-51914-27
Lab Name: TestAmerica Canton
Job No.: 240-51914-1
SDG ID.:
Matrix: Water
Date Sampled: 06/11/2015 10:02
Reporting Basis: WET
Date Received: 06/12/2015 09:20

CAS No.	Analyte	Result	RL		Units	C	Q	DIL	Method
	Hardness as calcium carbonate	420	33		mg/L			1	SM 2340B
	Calcium hardness as calcium carbonate	93	12		mg/L			1	SM 2340B
	Magnesium hardness as calcium carbonate	320	21		mg/L			1	SM 2340B

1A-IN
INORGANIC ANALYSIS DATA SHEET
METALS - DISSOLVED

Client Sample ID: MSA-SW43D-061115
Lab Sample ID: 240-51914-28
Lab Name: TestAmerica Canton
Job No.: 240-51914-1
SDG ID.:
Matrix: Water
Date Sampled: 06/11/2015 10:06
Reporting Basis: WET
Date Received: 06/12/2015 09:20

CAS No.	Analyte	Result	RL		Units	C	Q	DIL	Method
	Hardness as calcium carbonate	420	33		mg/L			1	SM 2340B
	Calcium hardness as calcium carbonate	92	12		mg/L			1	SM 2340B
	Magnesium hardness as calcium carbonate	330	21		mg/L			1	SM 2340B

1A-IN
INORGANIC ANALYSIS DATA SHEET
METALS - DISSOLVED

Client Sample ID: MSA-SW44A-061115
Lab Sample ID: 240-51914-29
Lab Name: TestAmerica Canton
Job No.: 240-51914-1
SDG ID.:
Matrix: Water
Date Sampled: 06/11/2015 09:34
Reporting Basis: WET
Date Received: 06/12/2015 09:20

CAS No.	Analyte	Result	RL		Units	C	Q	DIL	Method
	Hardness as calcium carbonate	410	33		mg/L			1	SM 2340B
	Calcium hardness as calcium carbonate	91	12		mg/L			1	SM 2340B
	Magnesium hardness as calcium carbonate	320	21		mg/L			1	SM 2340B

1A-IN
INORGANIC ANALYSIS DATA SHEET
METALS - DISSOLVED

Client Sample ID: MSA-SW44B-061115
Lab Sample ID: 240-51914-30
Lab Name: TestAmerica Canton
Job No.: 240-51914-1
SDG ID.:
Matrix: Water
Date Sampled: 06/11/2015 09:39
Reporting Basis: WET
Date Received: 06/12/2015 09:20

CAS No.	Analyte	Result	RL		Units	C	Q	DIL	Method
	Hardness as calcium carbonate	400	33		mg/L			1	SM 2340B
	Calcium hardness as calcium carbonate	88	12		mg/L			1	SM 2340B
	Magnesium hardness as calcium carbonate	310	21		mg/L			1	SM 2340B

1A-IN
INORGANIC ANALYSIS DATA SHEET
METALS - DISSOLVED

Client Sample ID: MSA-SW44C-061115
Lab Sample ID: 240-51914-31
Lab Name: TestAmerica Canton
Job No.: 240-51914-1
SDG ID.:
Matrix: Water
Date Sampled: 06/11/2015 09:43
Reporting Basis: WET
Date Received: 06/12/2015 09:20

CAS No.	Analyte	Result	RL		Units	C	Q	DIL	Method
	Hardness as calcium carbonate	430	33		mg/L			1	SM 2340B
	Calcium hardness as calcium carbonate	95	12		mg/L			1	SM 2340B
	Magnesium hardness as calcium carbonate	330	21		mg/L			1	SM 2340B

1A-IN
INORGANIC ANALYSIS DATA SHEET
METALS - DISSOLVED

Client Sample ID: MSA-SW44D-061115
Lab Sample ID: 240-51914-32
Lab Name: TestAmerica Canton
Job No.: 240-51914-1
SDG ID.:
Matrix: Water
Date Sampled: 06/11/2015 09:46
Reporting Basis: WET
Date Received: 06/12/2015 09:20

CAS No.	Analyte	Result	RL		Units	C	Q	DIL	Method
	Hardness as calcium carbonate	420	33		mg/L			1	SM 2340B
	Calcium hardness as calcium carbonate	93	12		mg/L			1	SM 2340B
	Magnesium hardness as calcium carbonate	330	21		mg/L			1	SM 2340B

1A-IN
INORGANIC ANALYSIS DATA SHEET
METALS - DISSOLVED

Client Sample ID: MSA-SW45A-061115
Lab Sample ID: 240-51914-33
Lab Name: TestAmerica Canton
Job No.: 240-51914-1
SDG ID.:
Matrix: Water
Date Sampled: 06/11/2015 09:13
Reporting Basis: WET
Date Received: 06/12/2015 09:20

CAS No.	Analyte	Result	RL		Units	C	Q	DIL	Method
	Hardness as calcium carbonate	400	33		mg/L			1	SM 2340B
	Calcium hardness as calcium carbonate	90	12		mg/L			1	SM 2340B
	Magnesium hardness as calcium carbonate	310	21		mg/L			1	SM 2340B

1A-IN
INORGANIC ANALYSIS DATA SHEET
METALS - DISSOLVED

Client Sample ID: MSA-SW45B-061115
Lab Sample ID: 240-51914-34
Lab Name: TestAmerica Canton
Job No.: 240-51914-1
SDG ID.:
Matrix: Water
Date Sampled: 06/11/2015 09:19
Reporting Basis: WET
Date Received: 06/12/2015 09:20

CAS No.	Analyte	Result	RL		Units	C	Q	DIL	Method
	Hardness as calcium carbonate	420	33		mg/L			1	SM 2340B
	Calcium hardness as calcium carbonate	93	12		mg/L			1	SM 2340B
	Magnesium hardness as calcium carbonate	330	21		mg/L			1	SM 2340B

1A-IN
INORGANIC ANALYSIS DATA SHEET
METALS - DISSOLVED

Client Sample ID: MSA-SW45C-061115
Lab Sample ID: 240-51914-35
Lab Name: TestAmerica Canton
Job No.: 240-51914-1
SDG ID.:
Matrix: Water
Date Sampled: 06/11/2015 09:23
Reporting Basis: WET
Date Received: 06/12/2015 09:20

CAS No.	Analyte	Result	RL		Units	C	Q	DIL	Method
	Hardness as calcium carbonate	420	33		mg/L			1	SM 2340B
	Calcium hardness as calcium carbonate	92	12		mg/L			1	SM 2340B
	Magnesium hardness as calcium carbonate	320	21		mg/L			1	SM 2340B

1A-IN
INORGANIC ANALYSIS DATA SHEET
METALS - DISSOLVED

Client Sample ID: MSA-SW45D-061115
Lab Sample ID: 240-51914-36
Lab Name: TestAmerica Canton
Job No.: 240-51914-1
SDG ID.:
Matrix: Water
Date Sampled: 06/11/2015 09:26
Reporting Basis: WET
Date Received: 06/12/2015 09:20

CAS No.	Analyte	Result	RL		Units	C	Q	DIL	Method
	Hardness as calcium carbonate	430	33		mg/L			1	SM 2340B
	Calcium hardness as calcium carbonate	95	12		mg/L			1	SM 2340B
	Magnesium hardness as calcium carbonate	340	21		mg/L			1	SM 2340B

Appendix C

Support Documentation

CASE NARRATIVE

Client: Tetra Tech, Inc.

Project: MSA Surface Water

Report Number: 240-51914-1

With the exceptions noted as flags or footnotes, standard analytical protocols were followed in the analysis of the samples and no problems were encountered or anomalies observed. In addition all laboratory quality control samples were within established control limits, with any exceptions noted below. Each sample was analyzed to achieve the lowest possible reporting limit within the constraints of the method. In some cases, due to interference or analytes present at high concentrations, samples were diluted. For diluted samples, the reporting limits are adjusted relative to the dilution required.

TestAmerica Canton attests to the validity of the laboratory data generated by TestAmerica facilities reported herein. All analyses performed by TestAmerica facilities were done using established laboratory SOPs that incorporate QA/QC procedures described in the application methods. TestAmerica's operations groups have reviewed the data for compliance with the laboratory QA/QC plan, and data have been found to be compliant with laboratory protocols unless otherwise noted below.

The test results in this report meet all NELAP requirements for parameters for which accreditation is required or available. Any exceptions to NELAP requirements are noted in this report. Pursuant to NELAP, this report may not be reproduced, except in full, without the written approval of the laboratory.

Calculations are performed before rounding to avoid round-off errors in calculated results.

All holding times were met and proper preservation noted for the methods performed on these samples, unless otherwise detailed in the individual sections below.

This laboratory report is confidential and is intended for the sole use of TestAmerica and its client.

RECEIPT

The samples were received on 6/12/2015 9:20 AM; the samples arrived in good condition, properly preserved and, where required, on ice. The temperatures of the 3 coolers at receipt time were 1.8º C, 2.2º C and 3.4º C.

VOLATILE ORGANIC COMPOUNDS (GCMS)

Samples MSA-SW37A-061115 (240-51914-1), MSA-SW37B-061115 (240-51914-2), MSA-SW37C-061115 (240-51914-3), MSA-SW37D-061115 (240-51914-4), MSA-SW38A-061115 (240-51914-5), MSA-SW38B-061115 (240-51914-6), MSA-SW38C-061115 (240-51914-7), MSA-SW38D-061115 (240-51914-8), MSA-SW39A-061115 (240-51914-9), MSA-SW39B-061115 (240-51914-10), MSA-SW39C-061115 (240-51914-11), MSA-SW39D-061115 (240-51914-12), MSA-SW40A-061115 (240-51914-13), MSA-SW40B-061115 (240-51914-14), MSA-SW40C-061115 (240-51914-15), MSA-SW40D-061115 (240-51914-16), MSA-SW41A-061115 (240-51914-17), MSA-SW41B-061115 (240-51914-18), MSA-SW41C-061115 (240-51914-19), MSA-SW41D-061115 (240-51914-20), MSA-SW42A-061115 (240-51914-21), MSA-SW42B-061115 (240-51914-22), MSA-SW42C-061115 (240-51914-23), MSA-SW42D-061115 (240-51914-24), MSA-SW43A-061115 (240-51914-25), MSA-SW43B-061115 (240-51914-26), MSA-SW43C-061115 (240-51914-27), MSA-SW43D-061115 (240-51914-28), MSA-SW44A-061115 (240-51914-29), MSA-SW44B-061115 (240-51914-30), MSA-SW44C-061115 (240-51914-31), MSA-SW44D-061115 (240-51914-32), MSA-SW45A-061115 (240-51914-33), MSA-SW45B-061115 (240-51914-34), MSA-SW45C-061115 (240-51914-35), MSA-SW45D-061115 (240-51914-36), EL-SW01A-061115 (240-51914-37), EL-SW01B-061115 (240-51914-38), EL-SW01C-061115 (240-51914-39), EL-SW01D-061115 (240-51914-40) and TB-061115 (240-51914-41) were analyzed for volatile organic compounds (GCMS) in accordance with EPA SW-846 Method 8260C. The samples were analyzed on 06/18/2015, 06/19/2015 and 06/24/2015.

Acetone was detected in method blank MB 240-185886/6 at a level that was above the method detection limit but below the reporting limit. The value should be considered an estimate, and has been flagged. If the associated sample reported a result above the MDL and/or RL, the result has been flagged.

The continuing calibration verification (CCV) for analytical batch 185886 exceeded control criteria for multiple compounds. The samples associated with this CCV were non-detects for the affected analytes. In accordance with the laboratory SOP, a low level CCV at the reporting limit (labeled as an MRL) was analyzed and the affected compounds were detected; therefore the data has been reported. No further corrective action was required. Batch includes: TB-061115 (240-51914-41).

The continuing calibration verification (CCV) for analytical batch 185753 exceeded control criteria for multiple compounds. The samples associated with this CCV were non-detects for the affected analytes. In accordance with the laboratory SOP, a low level CCV at the reporting limit (labeled as an MRL) was analyzed and the affected compounds were detected; therefore the data has been reported. No further corrective action was required. Batch includes: MSA-SW42A-061115 (240-51914-21), MSA-SW42B-061115 (240-51914-22), MSA-SW42C-061115 (240-51914-23), MSA-SW42D-061115 (240-51914-24), MSA-SW43A-061115 (240-51914-25),

MSA-SW43B-061115 (240-51914-26), MSA-SW43C-061115 (240-51914-27), MSA-SW43D-061115 (240-51914-28), MSA-SW44A-061115 (240-51914-29), MSA-SW44B-061115 (240-51914-30), MSA-SW44C-061115 (240-51914-31), MSA-SW44D-061115 (240-51914-32), MSA-SW45A-061115 (240-51914-33), MSA-SW45B-061115 (240-51914-34), MSA-SW45C-061115 (240-51914-35), MSA-SW45D-061115 (240-51914-36), EL-SW01A-061115 (240-51914-37), EL-SW01B-061115 (240-51914-38), EL-SW01C-061115 (240-51914-39), EL-SW01D-061115 (240-51914-40), (240-51914-A-21 MS) and (240-51914-C-21 MSD).

The continuing calibration verification (CCV) for analytical batch 186575 exceeded control criteria for multiple compounds. The samples associated with this CCV were non-detects for the affected analytes. In accordance with the laboratory SOP, a low level CCV at the reporting limit (labeled as an MRL) was analyzed and the affected compounds were detected; therefore the data has been reported. No further corrective action was required. Batch includes: MSA-SW41D-061115 (240-51914-20).

Insufficient sample volume was available to perform a matrix spike/matrix spike duplicate (MS/MSD) associated with 186575.

2-Chloroethyl vinyl ether cannot be reliably recovered in an acid preserved sample. The following samples were preserved: MSA-SW37A-061115 (240-51914-1), MSA-SW37B-061115 (240-51914-2), MSA-SW37C-061115 (240-51914-3), MSA-SW37D-061115 (240-51914-4), MSA-SW38A-061115 (240-51914-5), MSA-SW38B-061115 (240-51914-6), MSA-SW38C-061115 (240-51914-7), MSA-SW38D-061115 (240-51914-8), MSA-SW39A-061115 (240-51914-9), MSA-SW39B-061115 (240-51914-10), MSA-SW39C-061115 (240-51914-11), MSA-SW39D-061115 (240-51914-12), MSA-SW40A-061115 (240-51914-13), MSA-SW40B-061115 (240-51914-14), MSA-SW40C-061115 (240-51914-15), MSA-SW40D-061115 (240-51914-16), MSA-SW41A-061115 (240-51914-17), MSA-SW41B-061115 (240-51914-18), MSA-SW41C-061115 (240-51914-19), MSA-SW41D-061115 (240-51914-20), (240-51914-A-1 MS), (240-51914-C-1 MSD), MSA-SW42A-061115 (240-51914-21), MSA-SW42B-061115 (240-51914-22), MSA-SW42C-061115 (240-51914-23), MSA-SW42D-061115 (240-51914-24), MSA-SW43A-061115 (240-51914-25), MSA-SW43B-061115 (240-51914-26), MSA-SW43C-061115 (240-51914-27), MSA-SW43D-061115 (240-51914-28), MSA-SW44A-061115 (240-51914-29), MSA-SW44B-061115 (240-51914-30), MSA-SW44C-061115 (240-51914-31), MSA-SW44D-061115 (240-51914-32), MSA-SW45A-061115 (240-51914-33), MSA-SW45B-061115 (240-51914-34), MSA-SW45C-061115 (240-51914-35), MSA-SW45D-061115 (240-51914-36), EL-SW01A-061115 (240-51914-37), EL-SW01B-061115 (240-51914-38), EL-SW01C-061115 (240-51914-39), EL-SW01D-061115 (240-51914-40), (240-51914-A-21 MS) and (240-51914-C-21 MSD).

No additional analytical or quality issues were noted, other than those described above or in the Definitions/Glossary page.

DISSOLVED METALS (ICPMS)

Samples MSA-SW37A-061115 (240-51914-1), MSA-SW37B-061115 (240-51914-2), MSA-SW37C-061115 (240-51914-3), MSA-SW37D-061115 (240-51914-4), MSA-SW38A-061115 (240-51914-5), MSA-SW38B-061115 (240-51914-6), MSA-SW38C-061115 (240-51914-7), MSA-SW38D-061115 (240-51914-8), MSA-SW39A-061115 (240-51914-9), MSA-SW39B-061115 (240-51914-10), MSA-SW39C-061115 (240-51914-11), MSA-SW39D-061115 (240-51914-12), MSA-SW40A-061115 (240-51914-13), MSA-SW40B-061115 (240-51914-14), MSA-SW40C-061115 (240-51914-15), MSA-SW40D-061115 (240-51914-16), MSA-SW41A-061115 (240-51914-17), MSA-SW41B-061115 (240-51914-18), MSA-SW41C-061115 (240-51914-19), MSA-SW41D-061115 (240-51914-20), MSA-SW42A-061115 (240-51914-21), MSA-SW42B-061115 (240-51914-22), MSA-SW42C-061115 (240-51914-23), MSA-SW42D-061115 (240-51914-24), MSA-SW43A-061115 (240-51914-25), MSA-SW43B-061115 (240-51914-26), MSA-SW43C-061115 (240-51914-27), MSA-SW43D-061115 (240-51914-28), MSA-SW44A-061115 (240-51914-29), MSA-SW44B-061115 (240-51914-30), MSA-SW44C-061115 (240-51914-31), MSA-SW44D-061115 (240-51914-32), MSA-SW45A-061115 (240-51914-33), MSA-SW45B-061115 (240-51914-34), MSA-SW45C-061115 (240-51914-35) and MSA-SW45D-061115 (240-51914-36) were analyzed for dissolved metals (ICPMS) in accordance with EPA SW-846 Method 6020. The samples were prepared on 06/15/2015 and analyzed on 06/16/2015 and 06/17/2015.

Copper was detected in method blanks MB 240-185092/1-A, MB 240-185094/1-A and MB 240-185099/1-A at a level exceeding the reporting limit. If the associated sample reported a result above the MDL and/or RL, the result has been flagged.

Several analytes were detected in method blank MB 240-185092/1-A at levels that were above the method detection limit but below the reporting limit. The values should be considered estimates, and have been flagged. If the associated sample reported a result above the MDL and/or RL, the result has been flagged.

Arsenic, Chromium, Vanadium and Zinc were detected in method blank MB 240-185094/1-A at levels that were above the method detection limit but below the reporting limit. The values should be considered estimates, and have been flagged. If the associated sample reported a result above the MDL and/or RL, the result has been flagged.

Arsenic, Chromium, Cobalt, Nickel and Vanadium were detected in method blank MB 240-185099/1-A at levels that were above the method detection limit but below the reporting limit. The values should be considered estimates, and have been flagged. If the associated sample reported a result above the MDL and/or RL, the result has been flagged.

No additional analytical or quality issues were noted, other than those described above or in the Definitions/Glossary page.

DISSOLVED MERCURY (CVAA)

Samples MSA-SW37A-061115 (240-51914-1), MSA-SW37B-061115 (240-51914-2), MSA-SW37C-061115 (240-51914-3), MSA-SW37D-061115 (240-51914-4), MSA-SW38A-061115 (240-51914-5), MSA-SW38B-061115 (240-51914-6), MSA-SW38C-061115 (240-51914-7), MSA-SW38D-061115 (240-51914-8), MSA-SW39A-061115 (240-51914-9), MSA-SW39B-061115 (240-51914-10), MSA-SW39C-061115 (240-51914-11), MSA-SW39D-061115 (240-51914-12), MSA-SW40A-061115 (240-51914-13), MSA-SW40B-061115 (240-51914-14), MSA-SW40C-061115 (240-51914-15), MSA-SW40D-061115 (240-51914-16),

MSA-SW41A-061115 (240-51914-17), MSA-SW41B-061115 (240-51914-18), MSA-SW41C-061115 (240-51914-19), MSA-SW41D-061115 (240-51914-20), MSA-SW42A-061115 (240-51914-21), MSA-SW42B-061115 (240-51914-22), MSA-SW42C-061115 (240-51914-23), MSA-SW42D-061115 (240-51914-24), MSA-SW43A-061115 (240-51914-25), MSA-SW43B-061115 (240-51914-26), MSA-SW43C-061115 (240-51914-27), MSA-SW43D-061115 (240-51914-28), MSA-SW44A-061115 (240-51914-29), MSA-SW44B-061115 (240-51914-30), MSA-SW44C-061115 (240-51914-31), MSA-SW44D-061115 (240-51914-32), MSA-SW45A-061115 (240-51914-33), MSA-SW45B-061115 (240-51914-34), MSA-SW45C-061115 (240-51914-35) and MSA-SW45D-061115 (240-51914-36) were analyzed for dissolved mercury (CVAA) in accordance with EPA SW-846 Methods 7470A. The samples were prepared on 06/15/2015 and analyzed on 06/16/2015.

No analytical or quality issues were noted, other than those described above or in the Definitions/Glossary page.

DISSOLVED HARDNESS (AS CACO3) BY CALCULATION

Samples MSA-SW37A-061115 (240-51914-1), MSA-SW37B-061115 (240-51914-2), MSA-SW37C-061115 (240-51914-3), MSA-SW37D-061115 (240-51914-4), MSA-SW38A-061115 (240-51914-5), MSA-SW38B-061115 (240-51914-6), MSA-SW38C-061115 (240-51914-7), MSA-SW38D-061115 (240-51914-8), MSA-SW39A-061115 (240-51914-9), MSA-SW39B-061115 (240-51914-10), MSA-SW39C-061115 (240-51914-11), MSA-SW39D-061115 (240-51914-12), MSA-SW40A-061115 (240-51914-13), MSA-SW40B-061115 (240-51914-14), MSA-SW40C-061115 (240-51914-15), MSA-SW40D-061115 (240-51914-16), MSA-SW41A-061115 (240-51914-17), MSA-SW41B-061115 (240-51914-18), MSA-SW41C-061115 (240-51914-19), MSA-SW41D-061115 (240-51914-20), MSA-SW42A-061115 (240-51914-21), MSA-SW42B-061115 (240-51914-22), MSA-SW42C-061115 (240-51914-23), MSA-SW42D-061115 (240-51914-24), MSA-SW43A-061115 (240-51914-25), MSA-SW43B-061115 (240-51914-26), MSA-SW43C-061115 (240-51914-27), MSA-SW43D-061115 (240-51914-28), MSA-SW44A-061115 (240-51914-29), MSA-SW44B-061115 (240-51914-30), MSA-SW44C-061115 (240-51914-31), MSA-SW44D-061115 (240-51914-32), MSA-SW45A-061115 (240-51914-33), MSA-SW45B-061115 (240-51914-34), MSA-SW45C-061115 (240-51914-35) and MSA-SW45D-061115 (240-51914-36) were analyzed for dissolved hardness (as CaCO3) by calculation in accordance with SM 2340B. The samples were analyzed on 06/18/2015.

No analytical or quality issues were noted, other than those described above or in the Definitions/Glossary page.

0.8 | C1.8
2.4 | C3.4
1.2 | C2.2

North Canton
4101 Shuffel Street, N. W.
North Canton, OH 44720
phone 330.497.9396 fax 330.497.0772

Chain of Custody Record

TestAmerica
THE LEADER IN ENVIRONMENTAL TESTING

TestAmerica Laboratories, Inc.

Client Contact	Project Manager: Tony Apanavage	Site Contact: Tony Apanavage	Date: 6/11/2015	COC No:
Tetra Tech	Tel/Fax: 301-233-8230 (cell)	Lab Contact: John McFadden	Carrier: Fedex	1 of 4 COCs
20251 Century Blvd, Suite 200	Analysis Turnaround Time			Job No. 112IC07335
Germantown, MD 20874	Calendar (C) or Work Days (W) _____			
(301) 528-3021 Phone	TAT if different from Below ~~2 DAYS~~			
(301) 528-3000 FAX	☐ 2 weeks STANDARD			SDG No.
Project Name: MSA Surface Water Sampling	☐ 1 week			
Site: MSA Frog Mortar Creek	☐ 2 days			
P O #	☐ 1 day			Sampler: MULLIS

Sample Identification	Sample Date	Sample Time	Sample Type	Matrix	# of Cont.	Filtered Sample	VOCs	Dissolved Metals	Hardness	Sample Specific Notes:
MSA-SW37A-061115	6/11/2015	1137	SW	Water	4	x	x	x	x	
MSA-SW37B-061115	6/11/2015	1140	SW	Water	4	x	x	x	x	
MSA-SW37C-061115	6/11/2015	1144	SW	Water	4	x	x	x	x	
MSA-SW37D-061115	6/11/2015	1148	SW	Water	4	x	x	x	x	
MSA-SW38A-061115	6/11/2015	1042	SW	Water	4	x	x	x	x	
MSA-SW38B-061115	6/11/2015	1046	SW	Water	4	x	x	x	x	
MSA-SW38C-061115	6/11/2015	1049	SW	Water	4	x	x	x	x	
MSA-SW38D-061115	6/11/2015	1053	SW	Water	4	x	x	x	x	
MSA-SW39A-061115	6/11/2015	0852	SW	Water	4	x	x	x	x	
MSA-SW39B-061115	6/11/2015	0857	SW	Water	4	x	x	x	x	
MSA-SW39C-061115	6/11/2015	0901	SW	Water	4	x	x	x	x	
MSA-SW39D-061115	6/11/2015	0906	SW	Water	4	x	x	x	x	

Preservation Used: 1= Ice, 2= HCl; 3= H2SO4; 4=HNO3; 5=NaOH; 6= Other _____

Possible Hazard Identification
☑ *Non-Hazard* ☐ *Flammable* ☐ *Skin Irritant* *Poison B* ☐ *Unknown* ☐

Sample Disposal (A fee may be assessed if samples are retained longer than 1 month)
☐ *Return To Client* ☑ *Disposal By Lab* ☐ *Archive For* _____ *Months*

Special Instructions/QC Requirements & Comments: **DISSOLVED METALS FILTERED IN FIELD**

Relinquished by:	Company:	Date/Time:	Received by:	Company:	Date/Time:
[signature]	Tetra Tech	6/11/15 1530	[signature]	TestAmerica	6/11/15 1530
[signature]	TestAmerica	6/12/15 1640			
			[signature]	TA NC	6/12/15 0920

Form No. CA-C-WI-002, Rev. 2, dated 03/06/2012

North Canton
4101 Shuffel Street, N. W.

North Canton, OH 44720
phone 330.497.9396 fax 330.497.0772

Chain of Custody Record

TestAmerica
THE LEADER IN ENVIRONMENTAL TESTING

TestAmerica Laboratories, Inc.

Client Contact	Project Manager: Tony Apanavage	Site Contact: Tony Apanavage	Date: ~~3/31/2015~~ 6/11/15	COC No:
Tetra Tech	Tel/Fax: 301-233-8230 (cell)	Lab Contact: Pat Omeara	Carrier: Fedex	2 of 4 COCs
20251 Century Blvd, Suite 200	Analysis Turnaround Time			Job No. 112IC07335
Germantown, MD 20874	Calendar (C) or Work Days (W) _____			
(301) 528-3021 Phone	TAT if different from Below: ~~3 DAYS~~			
(301) 528-3000 FAX	☐ 2 weeks STANDARD			SDG No.
Project Name: MSA Surface Water Sampling	☐ 1 week			
Site: MSA Frog Mortar Creek	☐ 2 days			
P O #	☐ 1 day			Sampler: MULLIS

Sample Identification	Sample Date	Sample Time	Sample Type	Matrix	# of Cont.	Filtered Sample	VOCs	Dissolved Metals	Hardness	Sample Specific Notes:
MSA-SW40A-061115	6/11/2015	1100	SW	Water	4	x	x	x	x	
MSA-SW40B-061115	6/11/2015	1105	SW	Water	4	x	x	x	x	
MSA-SW40C-061115	6/11/2015	1108	SW	Water	4	x	x	x	x	
MSA-SW40D-061115	6/11/2015	1111	SW	Water	4	x	x	x	x	
MSA-SW41A-061115	6/11/2015	1021	SW	Water	4	x	x	x	x	
MSA-SW41B-061115	6/11/2015	1025	SW	Water	4	x	x	x	x	
MSA-SW41C-061115	6/11/2015	~~1033~~ 1029	SW	Water	4	x	x	x	x	1029 Time
MSA-SW41D-061115	6/11/2015	~~1119~~ 1033	SW	Water	4	x	x	x	x	1033 Time
MSA-SW42A-061115	6/11/2015	~~1123~~ 1119	SW	Water	4	x	x	x	x	1119 Time
MSA-SW42B-061115	6/11/2015	~~1126~~ 1123	SW	Water	4	x	x	x	x	1123 Time
MSA-SW42C-061115	6/11/2015	1126	SW	Water	4	x	x	x	x	
MSA-SW42D-061115	6/11/2015	1130	SW	Water	4	x	x	x	x	

Preservation Used: ~~1= Ice~~, 2= HCl; 3= H2SO4; 4=HNO3; 5=NaOH; 6= Other _____

Possible Hazard Identification
☒ *Non-Hazard* ☐ *Flammable* ☐ *Skin Irritant* *Poison B* ☐ *Unknown* ☐

Sample Disposal (A fee may be assessed if samples are retained longer than 1 month)
☐ *Return To Client* ☒ *Disposal By Lab* ☐ *Archive For* _____ *Months*

Special Instructions/QC Requirements & Comments: **DISSOLVED METALS FILTERED IN FIELD**

Relinquished by:	Company:	Date/Time:	Received by:	Company:	Date/Time:
[signature]	Tetra Tech	6/11/15 1530	[signature]	TestAmerica	6/11/15 1530
[signature]	TestAmerica	6/11/15 1640			
			[signature]	TA NC	6/12/15 0920

Form No. CA-C-WI-002, Rev. 2, dated 03/06/2012

North Canton
4101 Shuffel Street, N. W.

North Canton, OH 44720
phone 330.497.9396 fax 330.497.0772

Chain of Custody Record

TestAmerica
THE LEADER IN ENVIRONMENTAL TESTING

TestAmerica Laboratories, Inc.

Client Contact	Project Manager: Tony Apanavage	Site Contact: Tony Apanavage	Date: ~~6/31/2015~~ 6/11/15	COC No:
Tetra Tech	Tel/Fax: 301-233-8230 (cell)	Lab Contact: Pat Omeara	Carrier: Fedex	3 of 4 COCs
20251 Century Blvd, Suite 200	Analysis Turnaround Time			Job No. 112IC07335
Germantown, MD 20874	Calendar (C) or Work Days (W) _____			
(301) 528-3021 Phone	TAT if different from Below: ~~3 DAYS~~			
(301) 528-3000 FAX	☐ 2 weeks STANDARD			SDG No.
Project Name: MSA Surface Water Sampling	☐ 1 week			
Site: MSA Frog Mortar Creek	☐ 2 days			
P O #	☐ 1 day			Sampler: MILLIS

Sample Identification	Sample Date	Sample Time	Sample Type	Matrix	# of Cont.	Filtered Sample	VOCs	Dissolved Metals	Hardness	Sample Specific Notes:
MSA-SW43A-061115	6/11/2015	0955	SW	Water	4	x	x	x	x	
MSA-SW43B-061115	6/11/2015	0958	SW	Water	4	x	x	x	x	
MSA-SW43C-061115	6/11/2015	1002	SW	Water	4	x	x	x	x	
MSA-SW43D-061115	6/11/2015	1006	SW	Water	4	x	x	x	x	
MSA-SW44A-061115	6/11/2015	0934	SW	Water	4	x	x	x	x	
MSA-SW44B-061115	6/11/2015	0939	SW	Water	4	x	x	x	x	
MSA-SW44C-061115	6/11/2015	0943	SW	Water	4	x	x	x	x	
MSA-SW44D-061115	6/11/2015	0946	SW	Water	4	x	x	x	x	
MSA-SW45A-061115	6/11/2015	0913	SW	Water	4	x	x	x	x	
MSA-SW45B-061115	6/11/2015	0919	SW	Water	4	x	x	x	x	
MSA-SW45C-061115	6/11/2015	0923	SW	Water	4	x	x	x	x	
MSA-SW45D-061115	6/11/2015	0926	SW	Water	4	x	x	x	x	

Preservation Used: ~~1= Ice~~, 2= HCl; 3= H2SO4; 4=HNO3; 5=NaOH; 6= Other _____

Possible Hazard Identification
☒ *Non-Hazard* ☐ *Flammable* ☐ *Skin Irritant* *Poison B* ☐ *Unknown* ☐

Sample Disposal (A fee may be assessed if samples are retained longer than 1 month)
☐ *Return To Client* ☒ *Disposal By Lab* ☐ *Archive For* _____ *Months*

Special Instructions/QC Requirements & Comments: **DISSOLVED METALS FILTERED IN FIELD**

Relinquished by:	Company:	Date/Time:	Received by:	Company:	Date/Time:
[signature]	Tetra Tech	6/11/15 1530	[signature]	TestAmerica	6/11/15 1530
[signature]	TestAmerica	6/11/15 1640			
			[signature]	TA NC	6/12/15 0920

Form No. CA-C-WI-002, Rev. 2, dated 03/06/2012

North Canton
4101 Shuffel Street. N. W.

North Canton, OH 44720
phone 330.497.9396 fax 330.497.0772

Chain of Custody Record

TestAmerica
THE LEADER IN ENVIRONMENTAL TESTING

TestAmerica Laboratories, Inc.

Client Contact	Project Manager: Tony Apanavage	Site Contact: Tony Apanavage	Date: ~~6/01/2015~~ 6/11/15	COC No:
Tetra Tech	Tel/Fax: 301-233-8230 (cell)	Lab Contact: Pat Omeara	Carrier: Fedex	4 of 4 COCs
20251 Century Blvd, Suite 200	Analysis Turnaround Time			Job No. 112ICO#335
Germantown, MD 20874	Calendar (C) or Work Days (W) _____			
(301) 528-3021 Phone	TAT if different from Below: ~~3 DAYS~~			
(301) 528-3000 FAX	☐ 2 weeks STANDARD			SDG No.
Project Name: MSA Surface Water Sampling	☐ 1 week			
Site: MSA Frog Mortar Creek	☐ 2 days			
P O #	☐ 1 day			Sampler: MULLIS

Sample Identification	Sample Date	Sample Time	Sample Type	Matrix	# of Cont.	Filtered Sample	VOCs	Sample Specific Notes:
EL-SW01A-061115	6/11/2015	0829	SW	AQ	3		x	
EL-SW01B-061115	6/11/2015	0834	SW	AQ	3		x	
EL-SW01C-061115	6/11/2015	0838	SW	AQ	3		x	
EL-SW01D-061115	6/11/2015	0841	SW	AQ	3		x	
TB-061115	--	--	TB	AQ	3		x	

Preservation Used: 1= Ice, 2= HCl; 3= H2SO4; 4=HNO3; 5=NaOH; 6= Other _____

Possible Hazard Identification
☒ *Non-Hazard* ☐ *Flammable* ☐ *Skin Irritant* *Poison B* ☐ *Unknown* ☐

Sample Disposal (A fee may be assessed if samples are retained longer than 1 month)
☐ *Return To Client* ☒ *Disposal By Lab* ☐ *Archive For* _____ *Months*

Special Instructions/QC Requirements & Comments: **DISSOLVED METALS FILTERED IN FIELD**

Relinquished by:	Company:	Date/Time:	Received by:	Company:	Date/Time:
[signature]	Tetra Tech	6/11/15 1530	[signature]	TestAmerica	6/11/15 1530
[signature]	TestAmerica	6/11/15 1640			
Relinquished by:	Company:	Date/Time:	Received by:	Company:	Date/Time:
			[signature]	TA NC	6/12/15 0920

Form No. CA-C-WI-002. Rev. 2, dated 03/06/2012

TestAmerica Canton Sample Receipt Form/Narrative Login # : 51914
Canton Facility

Client Tetra Tech Site Name MSA Frog Marker Cooler unpacked by:
Cooler Received on 6/12/15 Opened on 6/12/15
FedEx: 1st Grd Exp UPS FAS Stetson Client Drop Off TestAmerica Courier Other

Receipt After-hours: Drop-off Date/Time Storage Location

TestAmerica Cooler # Foam Box Client Cooler Box Other
Packing material used: Bubble Wrap Foam Plastic Bag None Other
COOLANT: Wet Ice Blue Ice Dry Ice Water None

1. Cooler temperature upon receipt
   IR GUN# A (CF +1.0 °C) Observed Cooler Temp. °C Corrected Cooler Temp. °C
   ~~IR GUN# 4 (CF +0.5 °C) Observed Cooler Temp. °C Corrected Cooler Temp. °C~~
   ~~IR GUN# 5 (CF +0.4 °C) Observed Cooler Temp. °C Corrected Cooler Temp. °C~~
   IR GUN# 8 (CF -1.5 °C) Observed Cooler Temp. °C Corrected Cooler Temp. °C
   ☒ See Multiple Cooler Form
2. Were custody seals on the outside of the cooler(s)? If Yes Quantity 3 Yes No
   -Were custody seals on the outside of the cooler(s) signed & dated? Yes No NA
   -Were custody seals on the bottle(s) or bottle kits (LLHg/MeHg)? Yes No
3. Shippers' packing slip attached to the cooler(s)? Yes No
4. Did custody papers accompany the sample(s)? Yes No
5. Were the custody papers relinquished & signed in the appropriate place? Yes No
6. Was/were the person(s) who collected the samples clearly identified on the COC? Yes No
7. Did all bottles arrive in good condition (Unbroken)? Yes No
8. Could all bottle labels be reconciled with the COC? Yes No
9. Were correct bottle(s) used for the test(s) indicated? Yes No
10. Sufficient quantity received to perform indicated analyses? Yes No
11. Were sample(s) at the correct pH upon receipt? Yes No NA pH Strip Lot# HC432654
12. Were VOAs on the COC? Yes No
13. Were air bubbles >6 mm in any VOA vials? Yes No NA
14. Was a trip blank present in the cooler(s)? Trip Blank Lot # 0236401Z Yes No

Contacted PM Date by via Verbal Voice Mail Other
Concerning

14. CHAIN OF CUSTODY & SAMPLE DISCREPANCIES

Samples processed by:

15. SAMPLE CONDITION
Sample(s) were received after the recommended holding time had expired.
Sample(s) were received in a broken container.
Sample(s) were received with bubble >6 mm in diameter. (Notify PM)

16. SAMPLE PRESERVATION
Sample(s) were further preserved in the laboratory.
Time preserved: Preservative(s) added/Lot number(s):

TestAmerica Multiple Cooler Receipt Form/Narrative
Canton Facility

Login # : 51914

Cooler #	IR Gun #	Observed Temp °C	Corrected Temp °C	Coolant
TA no#	A	0.8	1.8	Ice
TA no#	A	2.4	3.4	"
TA no#	A	1.2	2.2	"

COVER PAGE
METALS

Lab Name: TestAmerica Canton Job Number: 240-51914-1

SDG No.:

Project: MSA Surface Water

Client Sample ID	Lab Sample ID
MSA-SW37A-061115	240-51914-1
MSA-SW37B-061115	240-51914-2
MSA-SW37C-061115	240-51914-3
MSA-SW37D-061115	240-51914-4
MSA-SW38A-061115	240-51914-5
MSA-SW38B-061115	240-51914-6
MSA-SW38C-061115	240-51914-7
MSA-SW38D-061115	240-51914-8
MSA-SW39A-061115	240-51914-9
MSA-SW39B-061115	240-51914-10
MSA-SW39C-061115	240-51914-11
MSA-SW39D-061115	240-51914-12
MSA-SW40A-061115	240-51914-13
MSA-SW40B-061115	240-51914-14
MSA-SW40C-061115	240-51914-15
MSA-SW40D-061115	240-51914-16
MSA-SW41A-061115	240-51914-17
MSA-SW41B-061115	240-51914-18
MSA-SW41C-061115	240-51914-19
MSA-SW41D-061115	240-51914-20
MSA-SW42A-061115	240-51914-21
MSA-SW42B-061115	240-51914-22
MSA-SW42C-061115	240-51914-23
MSA-SW42D-061115	240-51914-24
MSA-SW43A-061115	240-51914-25
MSA-SW43B-061115	240-51914-26
MSA-SW43C-061115	240-51914-27
MSA-SW43D-061115	240-51914-28
MSA-SW44A-061115	240-51914-29
MSA-SW44B-061115	240-51914-30
MSA-SW44C-061115	240-51914-31
MSA-SW44D-061115	240-51914-32
MSA-SW45A-061115	240-51914-33
MSA-SW45B-061115	240-51914-34
MSA-SW45C-061115	240-51914-35
MSA-SW45D-061115	240-51914-36

Comments:

METALS

2A-IN
CALIBRATION VERIFICATIONS
METALS

Lab Name: TestAmerica Canton Job No.: 240-51914-1

SDG No.:

ICV Source: MTMSICVW_00049 Concentration Units: ug/L

CCV Source: MTMSCAL2CCVW_00124

Analyte	ICV 240-185427/7 06/16/2015 13:07				CCV 240-185427/36 06/16/2015 14:51				CCV 240-185427/48 06/16/2015 15:35			
	Found	C	True	%R	Found	C	True	%R	Found	C	True	%R
Antimony	41.5		40.0	104	54.1		50.0	108	53.0		50.0	106
Arsenic	40.8		40.0	102	54.1		50.0	108	53.3		50.0	107
Barium	39.6		40.0	99	50.3		50.0	101	50.1		50.0	100
Beryllium	39.4		40.0	99	49.2		50.0	98	49.3		50.0	99
Cadmium	40.1		40.0	100	51.1		50.0	102	51.1		50.0	102
Calcium	20200		20000	101	24900		25000	99	25100		25000	101
Chromium	39.8		40.0	100	47.7		50.0	95	47.9		50.0	96
Cobalt	39.3		40.0	98	47.1		50.0	94	47.3		50.0	95
Copper	41.6		40.0	104	49.7		50.0	99	50.0		50.0	100
Lead	39.3		40.0	98	48.4		50.0	97	48.3		50.0	97
Magnesium	20200		20000	101	24300		25000	97	24300		25000	97
Molybdenum	40.9		40.0	102	51.3		50.0	103	51.0		50.0	102
Nickel	41.8		40.0	105	49.6		50.0	99	50.0		50.0	100
Selenium	39.9		40.0	100	53.0		50.0	106	52.1		50.0	104
Silver	38.9		40.0	97	48.3		50.0	97	48.0		50.0	96
Thallium	37.9		40.0	95	46.8		50.0	94	46.7		50.0	93
Tungsten	39.4		40.0	98	49.1		50.0	98	50.3		50.0	101
Vanadium	39.7		40.0	99	47.7		50.0	95	48.0		50.0	96
Zinc	42.0		40.0	105	51.9		50.0	104	51.1		50.0	102

Note! Calculations are performed before rounding to avoid round-off errors in calculated results.
Italicized analytes were not requested for this sequence.

2A-IN
CALIBRATION VERIFICATIONS
METALS

Lab Name: TestAmerica Canton Job No.: 240-51914-1

SDG No.:

ICV Source: MTMSICVW_00049 Concentration Units: ug/L

CCV Source: MTMSCAL2CCVW_00124

Analyte	CCV 240-185427/60 06/16/2015 16:17				CCV 240-185427/72 06/16/2015 17:01				CCV 240-185427/79 06/16/2015 17:27			
	Found	C	True	%R	Found	C	True	%R	Found	C	True	%R
Antimony	54.2		50.0	108	53.7		50.0	107	53.0		50.0	106
Arsenic	54.5		50.0	109	54.3		50.0	109	54.4		50.0	109
Barium	50.8		50.0	102	49.5		50.0	99	49.3		50.0	99
Beryllium	47.1		50.0	94	47.7		50.0	95	48.1		50.0	96
Cadmium	51.8		50.0	104	50.4		50.0	101	50.0		50.0	100
Calcium	25800		25000	103	25000		25000	100	24900		25000	100
Chromium	49.1		50.0	98	47.7		50.0	95	47.0		50.0	94
Cobalt	47.9		50.0	96	46.7		50.0	93	46.5		50.0	93
Copper	50.6		50.0	101	49.6		50.0	99	49.0		50.0	98
Lead	48.2		50.0	96	48.0		50.0	96	48.1		50.0	96
Magnesium	25000		25000	100	23900		25000	96	23800		25000	95
Molybdenum	51.8		50.0	104	50.8		50.0	102	50.3		50.0	101
Nickel	50.5		50.0	101	49.2		50.0	98	49.2		50.0	98
Selenium	54.1		50.0	108	53.1		50.0	106	53.2		50.0	106
Silver	48.8		50.0	98	48.2		50.0	96	47.9		50.0	96
Thallium	46.6		50.0	93	46.3		50.0	93	46.2		50.0	92
Tungsten	48.9		50.0	98	48.2		50.0	96	48.2		50.0	96
Vanadium	48.8		50.0	98	47.4		50.0	95	47.2		50.0	94
Zinc	53.2		50.0	106	51.5		50.0	103	51.1		50.0	102

Note! Calculations are performed before rounding to avoid round-off errors in calculated results.
Italicized analytes were not requested for this sequence.

2A-IN
CALIBRATION VERIFICATIONS
METALS

Lab Name: TestAmerica Canton Job No.: 240-51914-1

SDG No.:

ICV Source: MTMSICVW_00049 Concentration Units: ug/L

CCV Source: MTMSCAL2CCVW_00124

Analyte	ICV 240-185497/7 06/17/2015 08:59				CCV 240-185497/93 06/17/2015 14:12				CCV 240-185497/105 06/17/2015 14:54			
	Found	C	True	%R	Found	C	True	%R	Found	C	True	%R
Antimony	41.7		40.0	104	50.0		50.0	100	49.8		50.0	100
Arsenic	39.9		40.0	100	50.1		50.0	100	50.5		50.0	101
Barium	40.5		40.0	101	50.6		50.0	101	50.3		50.0	101
Beryllium	40.7		40.0	102	50.6		50.0	101	51.2		50.0	102
Cadmium	40.6		40.0	101	50.2		50.0	100	49.1		50.0	98
Calcium	20100		20000	101	25000		25000	100	25100		25000	100
Chromium	40.3		40.0	101	49.2		50.0	98	49.4		50.0	99
Cobalt	40.1		40.0	100	49.1		50.0	98	49.3		50.0	99
Copper	41.4		40.0	103	50.4		50.0	101	50.8		50.0	102
Lead	39.8		40.0	100	48.4		50.0	97	48.6		50.0	97
Magnesium	20100		20000	100	24600		25000	99	24600		25000	98
Molybdenum	41.3		40.0	103	51.5		50.0	103	51.7		50.0	103
Nickel	41.2		40.0	103	48.8		50.0	98	49.2		50.0	98
Selenium	40.0		40.0	100	50.5		50.0	101	49.2		50.0	98
Silver	39.1		40.0	98	48.6		50.0	97	48.7		50.0	97
Thallium	38.8		40.0	97	51.7		50.0	103	48.3		50.0	97
Tungsten	38.5		40.0	96	49.0		50.0	98	48.8		50.0	98
Vanadium	39.9		40.0	100	49.0		50.0	98	49.4		50.0	99
Zinc	41.6		40.0	104	49.7		50.0	99	50.8		50.0	102

Note! Calculations are performed before rounding to avoid round-off errors in calculated results.
Italicized analytes were not requested for this sequence.

2A-IN
CALIBRATION VERIFICATIONS
METALS

Lab Name: TestAmerica Canton Job No.: 240-51914-1

SDG No.:

ICV Source: MTMSICVW_00049 Concentration Units: ug/L

CCV Source: MTMSCAL2CCVW_00124

Analyte	CCV 240-185497/117 06/17/2015 15:39				CCV 240-185497/129 06/17/2015 16:23				CCV 240-185497/141 06/17/2015 17:05			
	Found	C	True	%R	Found	C	True	%R	Found	C	True	%R
Antimony	50.8		50.0	102	51.8		50.0	104	50.8		50.0	102
Arsenic	51.9		50.0	104	53.4		50.0	107	52.3		50.0	105
Barium	51.0		50.0	102	50.8		50.0	102	50.4		50.0	101
Beryllium	51.5		50.0	103	52.4		50.0	105	52.4		50.0	105
Cadmium	49.9		50.0	100	50.0		50.0	100	49.5		50.0	99
Calcium	25300		25000	101	25200		25000	101	25500		25000	102
Chromium	48.9		50.0	98	49.4		50.0	99	49.2		50.0	98
Cobalt	49.1		50.0	98	48.6		50.0	97	48.7		50.0	97
Copper	50.5		50.0	101	50.3		50.0	101	49.8		50.0	100
Lead	48.7		50.0	97	48.0		50.0	96	48.0		50.0	96
Magnesium	24300		25000	97	24300		25000	97	24400		25000	98
Molybdenum	50.6		50.0	101	51.1		50.0	102	51.4		50.0	103
Nickel	48.8		50.0	98	48.5		50.0	97	48.8		50.0	98
Selenium	50.1		50.0	100	51.8		50.0	104	50.3		50.0	101
Silver	47.7		50.0	95	48.5		50.0	97	48.6		50.0	97
Thallium	48.5		50.0	97	47.7		50.0	95	47.6		50.0	95
Tungsten	48.2		50.0	96	47.7		50.0	95	47.7		50.0	95
Vanadium	49.0		50.0	98	49.3		50.0	99	49.4		50.0	99
Zinc	50.7		50.0	101	52.2		50.0	104	51.9		50.0	104

Note! Calculations are performed before rounding to avoid round-off errors in calculated results.
Italicized analytes were not requested for this sequence.

2A-IN
CALIBRATION VERIFICATIONS
METALS

Lab Name: TestAmerica Canton Job No.: 240-51914-1

SDG No.:

ICV Source: MTMSICVW_00049 Concentration Units: ug/L

CCV Source: MTMSCAL2CCVW_00124

Analyte	CCV 240-185497/153 06/17/2015 17:49											
	Found	C	True	%R	Found	C	True	%R	Found	C	True	%R
Antimony	50.8		50.0	102								
Arsenic	52.1		50.0	104								
Barium	50.7		50.0	101								
Beryllium	52.0		50.0	104								
Cadmium	48.1		50.0	96								
Calcium	25100		25000	100								
Chromium	48.2		50.0	96								
Cobalt	47.5		50.0	95								
Copper	49.2		50.0	98								
Lead	47.7		50.0	95								
Magnesium	23800		25000	95								
Molybdenum	50.5		50.0	101								
Nickel	47.3		50.0	95								
Selenium	49.2		50.0	98								
Silver	47.6		50.0	95								
Thallium	47.1		50.0	94								
Tungsten	46.4		50.0	93								
Vanadium	48.5		50.0	97								
Zinc	50.3		50.0	101								

Note! Calculations are performed before rounding to avoid round-off errors in calculated results.
Italicized analytes were not requested for this sequence.

2A-IN
CALIBRATION VERIFICATIONS
METALS

Lab Name: TestAmerica Canton Job No.: 240-51914-1

SDG No.:

ICV Source: MTHgStd_00016 Concentration Units: ug/L

CCV Source: MTHGCALW_00932

Analyte	ICV 240-185184/7-A 06/16/2015 09:16				CCV 240-185184/10-A 06/16/2015 10:38				CCV 240-185184/10-A 06/16/2015 10:57			
	Found	C	True	%R	Found	C	True	%R	Found	C	True	%R
Mercury	4.97		5.00	99	4.98		5.00	100	4.99		5.00	100

Note! Calculations are performed before rounding to avoid round-off errors in calculated results.
Italicized analytes were not requested for this sequence.

2A-IN
CALIBRATION VERIFICATIONS
METALS

Lab Name: TestAmerica Canton Job No.: 240-51914-1

SDG No.:

ICV Source: MTHgStd_00016 Concentration Units: ug/L

CCV Source: MTHGCALW_00932

Analyte	CCV 240-185184/10-A 06/16/2015 11:18				CCV 240-185184/10-A 06/16/2015 11:28							
	Found	C	True	%R	Found	C	True	%R	Found	C	True	%R
Mercury	5.01		5.00	100	5.00		5.00	100				

Note! Calculations are performed before rounding to avoid round-off errors in calculated results.
Italicized analytes were not requested for this sequence.

2A-IN
CALIBRATION VERIFICATIONS
METALS

Lab Name: TestAmerica Canton Job No.: 240-51914-1

SDG No.:

ICV Source: MTHgStd_00016 Concentration Units: ug/L

CCV Source: MTHGCALW_00932

Analyte	ICV 240-185184/7-A 06/16/2015 09:50				CCV 240-185184/10-A 06/16/2015 12:18				CCV 240-185184/10-A 06/16/2015 12:46			
	Found	C	True	%R	Found	C	True	%R	Found	C	True	%R
Mercury	4.87		5.00	97	4.96		5.00	99	4.96		5.00	99

Note! Calculations are performed before rounding to avoid round-off errors in calculated results.
Italicized analytes were not requested for this sequence.

2A-IN
CALIBRATION VERIFICATIONS
METALS

Lab Name: TestAmerica Canton Job No.: 240-51914-1

SDG No.:

ICV Source: MTHgStd_00016 Concentration Units: ug/L

CCV Source: MTHGCALW_00932

Analyte	CCV 240-185184/10-A 06/16/2015 13:12				CCV 240-185184/10-A 06/16/2015 13:39				CCV 240-185184/10-A 06/16/2015 14:05			
	Found	C	True	%R	Found	C	True	%R	Found	C	True	%R
Mercury	4.88		5.00	98	4.86		5.00	97	4.83		5.00	97

Note! Calculations are performed before rounding to avoid round-off errors in calculated results.
Italicized analytes were not requested for this sequence.

2A-IN
CALIBRATION VERIFICATIONS
METALS

Lab Name: TestAmerica Canton Job No.: 240-51914-1

SDG No.:

ICV Source: MTHgStd_00016 Concentration Units: ug/L

CCV Source: MTHGCALW_00932

Analyte	CCV 240-185184/10-A 06/16/2015 14:31				CCV 240-185184/10-A 06/16/2015 14:52							
	Found	C	True	%R	Found	C	True	%R	Found	C	True	%R
Mercury	4.78		5.00	96	4.82		5.00	96				

Note! Calculations are performed before rounding to avoid round-off errors in calculated results.
Italicized analytes were not requested for this sequence.

2B-IN
CRQL CHECK STANDARD
METALS

Lab Name: TestAmerica Canton Job No.: 240-51914-1

SDG No.:

Method: 6020 Instrument ID: I10

Lab Sample ID: CRI 240-185427/9 Concentration Units: ug/L

CRQL Check Standard Source: MTMSCRI6020AW_00025

Analyte	CRQL Check Standard				
	True	Found	Qualifiers	%R(1)	Limits
Antimony	2.00	2.12		106	50-150
Arsenic	5.00	5.24		105	50-150
Barium	5.00	5.09		102	50-150
Beryllium	1.00	0.983	J	98	50-150
Cadmium	1.00	1.06		106	50-150
Chromium	2.00	1.99	J	100	50-150
Cobalt	1.00	1.04		104	50-150
Copper	2.00	2.10		105	50-150
Lead	1.00	1.04		104	50-150
Molybdenum	10.0	9.98	J	100	50-150
Nickel	2.00	2.12		106	50-150
Selenium	5.00	4.88	J	98	50-150
Silver	1.00	0.991	J	99	50-150
Thallium	2.00	1.95	J	98	50-150
Vanadium	5.00	3.64	J	73	50-150
Zinc	20.0	21.3		106	50-150
Calcium	1000	1010		101	50-150
Magnesium	1000	1060		106	50-150
Tungsten	10.0	9.96	J	100	50-150

Lab Sample ID: CRI 240-185497/9 Concentration Units: ug/L

CRQL Check Standard Source: MTMSCRI6020AW_00025

Analyte	CRQL Check Standard				
	True	Found	Qualifiers	%R(1)	Limits
Antimony	2.00	2.11		105	50-150
Arsenic	5.00	4.98	J	100	50-150
Barium	5.00	5.03		101	50-150
Beryllium	1.00	1.01		101	50-150
Cadmium	1.00	1.03		103	50-150
Chromium	2.00	2.06		103	50-150
Cobalt	1.00	1.06		106	50-150
Copper	2.00	2.16		108	50-150
Lead	1.00	1.03		103	50-150
Molybdenum	10.0	10.0		100	50-150
Nickel	2.00	1.62	J	81	50-150

Note! Calculations are performed before rounding to avoid round-off errors in calculated results.

FORM IIB-IN

2B-IN
CRQL CHECK STANDARD
METALS

Lab Name: TestAmerica Canton Job No.: 240-51914-1

SDG No.:

Method: 6020 Instrument ID: I10

Lab Sample ID: CRI 240-185497/9 Concentration Units: ug/L

CRQL Check Standard Source: MTMSCRI6020AW_00025

Analyte	CRQL Check Standard				
	True	Found	Qualifiers	%R(1)	Limits
Selenium	5.00	4.82	J	96	50-150
Silver	1.00	0.969	J	97	50-150
Thallium	2.00	1.99	J	99	50-150
Vanadium	5.00	3.68	J	74	50-150
Zinc	20.0	21.6		108	50-150
Calcium	1000	1060		106	50-150
Magnesium	1000	1060		106	50-150
Tungsten	10.0	9.70	J	97	50-150

Note! Calculations are performed before rounding to avoid round-off errors in calculated results.

FORM IIB-IN

2B-IN
CRQL CHECK STANDARD
METALS

Lab Name: TestAmerica Canton Job No.: 240-51914-1

SDG No.:

Method: 7470A Instrument ID: H1

Lab Sample ID: CRA 240-185184/9-A Concentration Units: ug/L

CRQL Check Standard Source: MTHGCALW_00932

Analyte	CRQL Check Standard				
	True	Found	Qualifiers	%R(1)	Limits
Mercury	0.200	0.233		117	50-150

Note! Calculations are performed before rounding to avoid round-off errors in calculated results.

FORM IIB-IN

2B-IN
CRQL CHECK STANDARD
METALS

Lab Name: TestAmerica Canton Job No.: 240-51914-1

SDG No.:

Method: 7470A Instrument ID: H4

Lab Sample ID: CRA 240-185184/9-A Concentration Units: ug/L

CRQL Check Standard Source: MTHGCALW_00932

Analyte	CRQL Check Standard				
	True	Found	Qualifiers	%R(1)	Limits
Mercury	0.200	0.202		101	50-150

Note! Calculations are performed before rounding to avoid round-off errors in calculated results.

FORM IIB-IN

3-IN
INSTRUMENT BLANKS
METALS

Lab Name: TestAmerica Canton Job No.: 240-51914-1

SDG No.:

Concentration Units: ug/L

Analyte	RL	ICB 240-185427/8 06/16/2015 13:11		CCB 240-185427/37 06/16/2015 14:55		CCB 240-185427/49 06/16/2015 15:39		CCB 240-185427/61 06/16/2015 16:21	
		Found	C	Found	C	Found	C	Found	C
Antimony	2.0	0.161	J	2.0	U	2.0	U	2.0	U
Arsenic	5.0	5.0	U	5.0	U	5.0	U	5.0	U
Barium	5.0	5.0	U	5.0	U	5.0	U	5.0	U
Beryllium	1.0	1.0	U	0.0780	J	0.188	J	0.153	J
Cadmium	1.0	1.0	U	1.0	U	0.0850	J	1.0	U
Calcium	1000	1000	U	1000	U	1000	U	1000	U
Chromium	2.0	2.0	U	2.0	U	2.0	U	2.0	U
Cobalt	1.0	1.0	U	0.0310	J	0.0850	J	0.0760	J
Copper	2.0	2.0	U	2.0	U	2.0	U	2.0	U
Lead	1.0	1.0	U	1.0	U	1.0	U	1.0	U
Magnesium	1000	1000	U	1000	U	1000	U	1000	U
Molybdenum	10	10	U	10	U	10	U	10	U
Nickel	2.0	2.0	U	2.0	U	2.0	U	2.0	U
Selenium	5.0	5.0	U	5.0	U	5.0	U	5.0	U
Silver	1.0	1.0	U	1.0	U	1.0	U	1.0	U
Thallium	2.0	2.0	U	2.0	U	2.0	U	2.0	U
Tungsten	10	10	U	10	U	10	U	10	U
Vanadium	5.0	5.0	U	5.0	U	5.0	U	5.0	U
Zinc	20	20	U	20	U	20	U	20	U

Italicized analytes were not requested for this sequence.

3-IN
INSTRUMENT BLANKS
METALS

Lab Name: TestAmerica Canton Job No.: 240-51914-1

SDG No.:

Concentration Units: ug/L

Analyte	RL	CCB 240-185427/73 06/16/2015 17:05		CCB 240-185427/80 06/16/2015 17:31					
		Found	C	Found	C	Found	C	Found	C
Antimony	2.0	2.0	U	2.0	U				
Arsenic	5.0	5.0	U	5.0	U				
Barium	5.0	5.0	U	5.0	U				
Beryllium	1.0	1.0	U	1.0	U				
Cadmium	1.0	1.0	U	1.0	U				
Calcium	1000	1000	U	1000	U				
Chromium	2.0	2.0	U	2.0	U				
Cobalt	1.0	1.0	U	0.0210	J				
Copper	2.0	2.0	U	2.0	U				
Lead	1.0	1.0	U	1.0	U				
Magnesium	1000	1000	U	1000	U				
Molybdenum	10	10	U	10	U				
Nickel	2.0	2.0	U	2.0	U				
Selenium	5.0	5.0	U	5.0	U				
Silver	1.0	1.0	U	1.0	U				
Thallium	2.0	2.0	U	2.0	U				
Tungsten	10	10	U	10	U				
Vanadium	5.0	5.0	U	5.0	U				
Zinc	20	20	U	20	U				

Italicized analytes were not requested for this sequence.

3-IN
INSTRUMENT BLANKS
METALS

Lab Name: TestAmerica Canton Job No.: 240-51914-1

SDG No.:

Concentration Units: ug/L

Analyte	RL	ICB 240-185497/8 06/17/2015 09:03		CCB 240-185497/94 06/17/2015 14:15		CCB 240-185497/106 06/17/2015 14:58		CCB 240-185497/118 06/17/2015 15:42	
		Found	C	Found	C	Found	C	Found	C
Antimony	2.0	0.187	J	0.447	J	0.457	J	0.460	J
Arsenic	5.0	5.0	U	5.0	U	5.0	U	5.0	U
Barium	5.0	5.0	U	5.0	U	5.0	U	5.0	U
Beryllium	1.0	1.0	U	0.267	J	0.286	J	0.0530	J
Cadmium	1.0	1.0	U	1.0	U	1.0	U	1.0	U
Calcium	1000	1000	U	1000	U	1000	U	1000	U
Chromium	2.0	2.0	U	2.0	U	2.0	U	2.0	U
Cobalt	1.0	1.0	U	0.0420	J	0.0410	J	1.0	U
Copper	2.0	2.0	U	2.0	U	2.0	U	2.0	U
Lead	1.0	1.0	U	1.0	U	1.0	U	1.0	U
Magnesium	1000	1000	U	1000	U	1000	U	1000	U
Molybdenum	10	10	U	10	U	10	U	10	U
Nickel	2.0	2.0	U	2.0	U	2.0	U	2.0	U
Selenium	5.0	5.0	U	5.0	U	0.360	J	5.0	U
Silver	1.0	1.0	U	1.0	U	1.0	U	1.0	U
Thallium	2.0	2.0	U	2.0	U	0.0850	J	2.0	U
Tungsten	10	0.513	J	10	U	10	U	10	U
Vanadium	5.0	5.0	U	5.0	U	5.0	U	5.0	U
Zinc	20	20	U	20	U	20	U	20	U

Italicized analytes were not requested for this sequence.

3-IN
INSTRUMENT BLANKS
METALS

Lab Name: TestAmerica Canton Job No.: 240-51914-1

SDG No.:

Concentration Units: ug/L

Analyte	RL	CCB 240-185497/130 06/17/2015 16:26		CCB 240-185497/142 06/17/2015 17:09		CCB 240-185497/154 06/17/2015 17:53			
		Found	C	Found	C	Found	C	Found	C
Antimony	2.0	0.433	J	0.441	J	0.428	J		
Arsenic	5.0	5.0	U	5.0	U	5.0	U		
Barium	5.0	5.0	U	5.0	U	5.0	U		
Beryllium	1.0	0.174	J	0.184	J	1.0	U		
Cadmium	1.0	1.0	U	1.0	U	1.0	U		
Calcium	1000	1000	U	1000	U	1000	U		
Chromium	2.0	2.0	U	2.0	U	2.0	U		
Cobalt	1.0	0.0220	J	1.0	U	1.0	U		
Copper	2.0	2.0	U	2.0	U	2.0	U		
Lead	1.0	1.0	U	1.0	U	1.0	U		
Magnesium	1000	1000	U	1000	U	1000	U		
Molybdenum	10	10	U	10	U	10	U		
Nickel	2.0	2.0	U	2.0	U	2.0	U		
Selenium	5.0	5.0	U	5.0	U	0.510	J		
Silver	1.0	1.0	U	1.0	U	1.0	U		
Thallium	2.0	2.0	U	2.0	U	2.0	U		
Tungsten	10	10	U	10	U	10	U		
Vanadium	5.0	5.0	U	5.0	U	5.0	U		
Zinc	20	20	U	20	U	20	U		

Italicized analytes were not requested for this sequence.

3-IN
INSTRUMENT BLANKS
METALS

Lab Name: TestAmerica Canton Job No.: 240-51914-1

SDG No.:

Concentration Units: ug/L

Analyte	RL	ICB 240-185184/8-A 06/16/2015 09:17		CCB 240-185184/11-A 06/16/2015 10:40		CCB 240-185184/11-A 06/16/2015 10:59		CCB 240-185184/11-A 06/16/2015 11:20	
		Found	C	Found	C	Found	C	Found	C
Mercury	0.20	0.20	U	0.20	U	0.20	U	0.20	U

Italicized analytes were not requested for this sequence.

3-IN
INSTRUMENT BLANKS
METALS

Lab Name: TestAmerica Canton Job No.: 240-51914-1

SDG No.:

Concentration Units: ug/L

Analyte	RL	CCB 240-185184/11-A 06/16/2015 11:29							
		Found	C	Found	C	Found	C	Found	C
Mercury	0.20	0.20	U						

Italicized analytes were not requested for this sequence.

3-IN
INSTRUMENT BLANKS
METALS

Lab Name: TestAmerica Canton Job No.: 240-51914-1

SDG No.:

Concentration Units: ug/L

Analyte	RL	ICB 240-185184/8-A 06/16/2015 09:53		CCB 240-185184/11-A 06/16/2015 12:20		CCB 240-185184/11-A 06/16/2015 12:48		CCB 240-185184/11-A 06/16/2015 13:14	
		Found	C	Found	C	Found	C	Found	C
Mercury	0.20	0.20	U	0.20	U	0.20	U	0.20	U

Italicized analytes were not requested for this sequence.

3-IN
INSTRUMENT BLANKS
METALS

Lab Name: TestAmerica Canton Job No.: 240-51914-1

SDG No.:

Concentration Units: ug/L

Analyte	RL	CCB 240-185184/11-A 06/16/2015 13:41		CCB 240-185184/11-A 06/16/2015 14:07		CCB 240-185184/11-A 06/16/2015 14:34		CCB 240-185184/11-A 06/16/2015 14:54	
		Found	C	Found	C	Found	C	Found	C
Mercury	0.20	0.20	U	0.20	U	0.20	U	0.20	U

Italicized analytes were not requested for this sequence.

3-IN
METHOD BLANK
METALS - TOTAL RECOVERABLE

Lab Name: TestAmerica Canton Job No.: 240-51914-1

SDG No.:

Concentration Units: ug/L Lab Sample ID: MB 240-185099/1-A

Instrument Code: I10 Batch No.: 185427

CAS No.	Analyte	Concentration	C	Q	Method
7440-36-0	Antimony	2.0	U		6020
7440-38-2	Arsenic	0.374	J		6020
7440-39-3	Barium	5.0	U		6020
7440-41-7	Beryllium	1.0	U		6020
7440-43-9	Cadmium	1.0	U		6020
7440-47-3	Chromium	1.89	J		6020
7440-48-4	Cobalt	0.0390	J		6020
7440-50-8	Copper	3.18			6020
7439-92-1	Lead	1.0	U		6020
7439-98-7	Molybdenum	10	U		6020
7440-02-0	Nickel	1.47	J		6020
7782-49-2	Selenium	5.0	U		6020
7440-22-4	Silver	1.0	U		6020
7440-28-0	Thallium	2.0	U		6020
7440-62-2	Vanadium	1.15	J		6020
7440-66-6	Zinc	20	U		6020
7440-70-2	Calcium	1000	U		6020
7439-95-4	Magnesium	1000	U		6020
7440-33-7	Tungsten	10	U		6020

FORM III-IN

3-IN
METHOD BLANK
METALS - TOTAL RECOVERABLE

Lab Name: TestAmerica Canton Job No.: 240-51914-1

SDG No.:

Concentration Units: ug/L Lab Sample ID: MB 240-185092/1-A

Instrument Code: I10 Batch No.: 185497

CAS No.	Analyte	Concentration	C	Q	Method
7440-36-0	Antimony	2.0	U		6020
7440-38-2	Arsenic	0.287	J		6020
7440-39-3	Barium	5.0	U		6020
7440-41-7	Beryllium	0.188	J		6020
7440-43-9	Cadmium	1.0	U		6020
7440-47-3	Chromium	1.45	J		6020
7440-48-4	Cobalt	0.0980	J		6020
7440-50-8	Copper	2.23			6020
7439-92-1	Lead	1.0	U		6020
7439-98-7	Molybdenum	1.63	J		6020
7440-02-0	Nickel	0.302	J		6020
7782-49-2	Selenium	5.0	U		6020
7440-22-4	Silver	1.0	U		6020
7440-28-0	Thallium	2.0	U		6020
7440-62-2	Vanadium	1.14	J		6020
7440-66-6	Zinc	8.42	J		6020
7440-70-2	Calcium	1000	U		6020
7439-95-4	Magnesium	1000	U		6020
7440-33-7	Tungsten	0.527	J		6020

FORM III-IN

3-IN
METHOD BLANK
METALS - TOTAL RECOVERABLE

Lab Name: TestAmerica Canton Job No.: 240-51914-1

SDG No.:

Concentration Units: ug/L Lab Sample ID: MB 240-185094/1-A

Instrument Code: I10 Batch No.: 185497

CAS No.	Analyte	Concentration	C	Q	Method
7440-36-0	Antimony	2.0	U		6020
7440-38-2	Arsenic	0.348	J		6020
7440-39-3	Barium	5.0	U		6020
7440-41-7	Beryllium	1.0	U		6020
7440-43-9	Cadmium	1.0	U		6020
7440-47-3	Chromium	1.56	J		6020
7440-48-4	Cobalt	1.0	U		6020
7440-50-8	Copper	2.25			6020
7439-92-1	Lead	1.0	U		6020
7439-98-7	Molybdenum	10	U		6020
7440-02-0	Nickel	2.0	U		6020
7782-49-2	Selenium	5.0	U		6020
7440-22-4	Silver	1.0	U		6020
7440-28-0	Thallium	2.0	U		6020
7440-62-2	Vanadium	1.29	J		6020
7440-66-6	Zinc	11.0	J		6020
7440-70-2	Calcium	1000	U		6020
7439-95-4	Magnesium	1000	U		6020
7440-33-7	Tungsten	10	U		6020

3-IN
METHOD BLANK
METALS

Lab Name: TestAmerica Canton Job No.: 240-51914-1

SDG No.:

Concentration Units: ug/L Lab Sample ID: MB 240-185104/1-A

Instrument Code: H1 Batch No.: 185305

CAS No.	Analyte	Concentration	C	Q	Method
7439-97-6	Mercury	0.20	U		7470A

FORM III-IN

3-IN
METHOD BLANK
METALS

Lab Name: TestAmerica Canton Job No.: 240-51914-1

SDG No.:

Concentration Units: ug/L Lab Sample ID: MB 240-185093/1-A

Instrument Code: H4 Batch No.: 185388

CAS No.	Analyte	Concentration	C	Q	Method
7439-97-6	Mercury	0.20	U		7470A

FORM III-IN

3-IN
METHOD BLANK
METALS

Lab Name: TestAmerica Canton Job No.: 240-51914-1

SDG No.:

Concentration Units: ug/L Lab Sample ID: MB 240-185096/1-A

Instrument Code: H4 Batch No.: 185388

CAS No.	Analyte	Concentration	C	Q	Method
7439-97-6	Mercury	0.20	U		7470A

FORM III-IN

4A-IN
INTERFERENCE CHECK STANDARD
METALS

Lab Name: TestAmerica Canton Job No.: 240-51914-1

SDG No.:

Lab Sample ID: ICSA 240-185427/10 Instrument ID: I10

Lab File ID: 010ICSA.d ICS Source: MTMSICSAW_00053

Concentration Units: ug/L

Analyte	True Solution A	Found Solution A	Percent Recovery
Antimony		**0.0730**	
Arsenic		**0.0580**	
Barium		**0.0680**	
Beryllium		**0.0090**	
Cadmium		**0.0900**	
Calcium	**50000**	**48600**	**97**
Chromium		**0.643**	
Cobalt		**0.0280**	
Copper		**0.284**	
Lead		**0.106**	
Magnesium	**50000**	**48531**	**97**
Molybdenum	**1000**	**1055**	**106**
Nickel		**0.0480**	
Selenium		**-0.100**	
Silver		**0.0110**	
Thallium		**0.0170**	
Tungsten		**0.318**	
Vanadium		**0.281**	
Zinc		**0.148**	
Aluminum	*50000*	*48402*	*97*
Boron		*-0.248*	
Iron	*50000*	*47807*	*96*
Lithium		*0.0390*	
Manganese		*0.196*	
Potassium	*50000*	*48530*	*97*
Sodium	*50000*	*48308*	*97*
Strontium		*0.235*	
Tin		*0.121*	
Titanium	*1000*	*961*	*96*

Calculations are performed before rounding to avoid round-off errors in calculated results.

FORM IVA-IN

4A-IN
INTERFERENCE CHECK STANDARD
METALS

Lab Name: TestAmerica Canton Job No.: 240-51914-1

SDG No.:

Lab Sample ID: ICSAB 240-185427/11 Instrument ID: I10

Lab File ID: 011ICAB.d ICS Source: MTMSICSABW_00050

Concentration Units: ug/L

Analyte	True Solution AB	Found Solution AB	Percent Recovery
Antimony	**100**	**103**	**103**
Arsenic	**100**	**101**	**101**
Barium	**100**	**101**	**101**
Beryllium	**100**	**97.7**	**98**
Cadmium	**100**	**101**	**101**
Calcium	**50000**	**50454**	**101**
Chromium	**100**	**102**	**102**
Cobalt	**100**	**101**	**101**
Copper	**100**	**104**	**104**
Lead	**100**	**101**	**101**
Magnesium	**50000**	**49149**	**98**
Molybdenum	**1100**	**1173**	**107**
Nickel	**100**	**100**	**100**
Selenium	**100**	**104**	**104**
Silver	**100**	**101**	**101**
Thallium	**100**	**100**	**100**
Tungsten	**100**	**98.1**	**98**
Vanadium	**100**	**99.3**	**99**
Zinc	**100**	**102**	**102**
Aluminum	*50000*	*49264*	*99*
Boron	*100*	*102*	*102*
Iron	*50000*	*49366*	*99*
Lithium	*100*	*92.5*	*92*
Manganese	*100*	*98.4*	*98*
Potassium	*50000*	*50089*	*100*
Sodium	*50000*	*49176*	*98*
Strontium	*100*	*105*	*105*
Tin	*100*	*102*	*102*
Titanium	*1100*	*1076*	*98*

Calculations are performed before rounding to avoid round-off errors in calculated results.

FORM IVA-IN

4A-IN
INTERFERENCE CHECK STANDARD
METALS

Lab Name: TestAmerica Canton Job No.: 240-51914-1

SDG No.:

Lab Sample ID: ICSA 240-185497/10 Instrument ID: I10

Lab File ID: 010ICSA.d ICS Source: MTMSICSAW_00053

Concentration Units: ug/L

Analyte	True Solution A	Found Solution A	Percent Recovery
Antimony		**0.0690**	
Arsenic		**0.101**	
Barium		**0.0780**	
Beryllium		**0.0100**	
Cadmium		**0.0530**	
Calcium	**50000**	**48312**	**97**
Chromium		**0.659**	
Cobalt		**0.0330**	
Copper		**0.367**	
Lead		**0.108**	
Magnesium	**50000**	**48245**	**96**
Molybdenum	**1000**	**1035**	**104**
Nickel		**-0.648**	
Selenium		**0.137**	
Silver		**0.0100**	
Thallium		**0.0090**	
Tungsten		**0.274**	
Vanadium		**0.280**	
Zinc		**0.407**	
Aluminum	*50000*	*46357*	*93*
Boron		*0.198*	
Iron	*50000*	*48051*	*96*
Lithium		*0.0840*	
Manganese		*0.372*	
Potassium	*50000*	*48472*	*97*
Sodium	*50000*	*48434*	*97*
Strontium		*0.288*	
Tin		*0.142*	
Titanium	*1000*	*958*	*96*

Calculations are performed before rounding to avoid round-off errors in calculated results.

FORM IVA-IN

4A-IN
INTERFERENCE CHECK STANDARD
METALS

Lab Name: TestAmerica Canton Job No.: 240-51914-1

SDG No.:

Lab Sample ID: ICSAB 240-185497/11 Instrument ID: I10

Lab File ID: 011ICAB.d ICS Source: MTMSICSABW_00050

Concentration Units: ug/L

Analyte	True Solution AB	Found Solution AB	Percent Recovery
Antimony	**100**	**102**	**102**
Arsenic	**100**	**102**	**102**
Barium	**100**	**102**	**102**
Beryllium	**100**	**96.1**	**96**
Cadmium	**100**	**100**	**100**
Calcium	**50000**	**49506**	**99**
Chromium	**100**	**98.9**	**99**
Cobalt	**100**	**99.7**	**100**
Copper	**100**	**98.3**	**98**
Lead	**100**	**99.2**	**99**
Magnesium	**50000**	**49067**	**98**
Molybdenum	**1100**	**1136**	**103**
Nickel	**100**	**99.0**	**99**
Selenium	**100**	**102**	**102**
Silver	**100**	**97.3**	**97**
Thallium	**100**	**98.2**	**98**
Tungsten	**100**	**97.3**	**97**
Vanadium	**100**	**98.1**	**98**
Zinc	**100**	**101**	**101**
Aluminum	*50000*	*46659*	*93*
Boron	*100*	*100*	*100*
Iron	*50000*	*48708*	*97*
Lithium	*100*	*94.4*	*94*
Manganese	*100*	*100*	*100*
Potassium	*50000*	*49007*	*98*
Sodium	*50000*	*48750*	*97*
Strontium	*100*	*101*	*101*
Tin	*100*	*101*	*101*
Titanium	*1100*	*1063*	*97*

Calculations are performed before rounding to avoid round-off errors in calculated results.

FORM IVA-IN

5A-IN
MATRIX SPIKE SAMPLE RECOVERY
METALS - DISSOLVED

Client ID: MSA-SW38B-061115 MS
Lab ID: 240-51914-6 MS
Lab Name: TestAmerica Canton
Job No.: 240-51914-1
SDG No.:
Matrix: Water
Concentration Units: ug/L
% Solids:

Analyte	SSR	C	Sample Result (SR)	C	Spike Added (SA)	%R	Control Limit %R	Q	Method
Antimony	101		0.34	J	100	101	75-125		6020
Arsenic	1030		1.6	J	1000	103	75-125		6020
Barium	1070		25		1000	105	75-125		6020
Beryllium	957		0.62	J	1000	96	75-125		6020
Cadmium	1000		0.46	J	1000	100	75-125		6020
Chromium	923		1.8	J	1000	92	75-125		6020
Cobalt	920		0.32	J	1000	92	75-125		6020
Copper	931		8.0		1000	92	75-125		6020
Lead	951		0.14	J	1000	95	75-125		6020
Molybdenum	107		1.8	J	100	105	75-125		6020
Nickel	939		1.4	J	1000	94	75-125		6020
Selenium	964		0.83	J	1000	96	75-125		6020
Silver	96.2		1.0	U	100	96	75-125		6020
Thallium	235		0.12	J	250	94	75-125		6020
Vanadium	942		1.6	J	1000	94	75-125		6020
Zinc	972		11	J	1000	96	75-125		6020
Calcium	47300		37000		10000	104	75-125		6020
Magnesium	88800		79000		10000	96	75-125	4	6020
Tungsten	96.2		0.56	J	100	96	75-125		6020
Mercury	1.10		0.20	U	1.00	110	80-120		7470A

SSR = Spiked Sample Result

Calculations are performed before rounding to avoid round-off errors in calculated results.

FORM VA - IN

5A-IN
MATRIX SPIKE SAMPLE RECOVERY
METALS - TOTAL RECOVERABLE

Client ID: _____ Lab ID: 240-51869-F-2-B MS

Lab Name: TestAmerica Canton Job No.: 240-51914-1

SDG No.: _____

Matrix: Water Concentration Units: ug/L

% Solids: _____

Analyte	SSR	C	Sample Result (SR)	C	Spike Added (SA)	%R	Control Limit %R	Q	Method
Antimony	105		2.2		100	103	75-125		6020
Arsenic	1110		22		1000	109	75-125		6020
Barium	1090		20		1000	107	75-125		6020
Beryllium	950		0.46	J	1000	95	75-125		6020
Cadmium	1020		0.17	J	1000	102	75-125		6020
Chromium	900		1.9	J	1000	90	75-125		6020
Cobalt	892		6.4		1000	89	75-125		6020
Copper	892		2.5		1000	89	75-125		6020
Lead	936		0.17	J	1000	94	75-125		6020
Molybdenum	144		42		100	102	75-125		6020
Nickel	957		50		1000	91	75-125		6020
Selenium	1020		1.1	J	1000	102	75-125		6020
Silver	96.0		0.021	J	100	96	75-125		6020
Thallium	232		0.20	J	250	93	75-125		6020
Vanadium	919		1.7	J	1000	92	75-125		6020
Zinc	964		11	J	1000	95	75-125		6020
Calcium	289000		280000		10000	110	75-125	4	6020
Magnesium	81700		71000		10000	109	75-125	4	6020
Tungsten	93.3		10	U	100	93	75-125		6020

SSR = Spiked Sample Result

Calculations are performed before rounding to avoid round-off errors in calculated results.

FORM VA - IN

5A-IN
MATRIX SPIKE SAMPLE RECOVERY
METALS

Client ID: _____ Lab ID: 240-51869-F-2-E MS

Lab Name: TestAmerica Canton Job No.: 240-51914-1

SDG No.: _____

Matrix: Water Concentration Units: ug/L

% Solids: _____

Analyte	SSR	C	Sample Result (SR)	C	Spike Added (SA)	%R	Control Limit %R	Q	Method
Mercury	1.06		0.20	U	1.00	106	80-120		7470A

SSR = Spiked Sample Result

Calculations are performed before rounding to avoid round-off errors in calculated results.

FORM VA - IN

5A-IN
MATRIX SPIKE SAMPLE RECOVERY
METALS - TOTAL RECOVERABLE

Client ID: _____ Lab ID: 240-51924-H-41-B MS

Lab Name: TestAmerica Canton Job No.: 240-51914-1

SDG No.: _____

Matrix: Water Concentration Units: ug/L

% Solids: _____

Analyte	SSR	C	Sample Result (SR)	C	Spike Added (SA)	%R	Control Limit %R	Q	Method
Antimony	100		0.51	J	100	100	75-125		6020
Arsenic	1080		1.2	J	1000	108	75-125		6020
Barium	1050		49		1000	100	75-125		6020
Beryllium	916		0.17	J	1000	92	75-125		6020
Cadmium	1000		0.13	J	1000	100	75-125		6020
Chromium	910		2.5		1000	91	75-125		6020
Cobalt	904		0.28	J	1000	90	75-125		6020
Copper	962		3.7		1000	96	75-125		6020
Lead	931		0.19	J	1000	93	75-125		6020
Molybdenum	122		26		100	97	75-125		6020
Nickel	958		1.4	J	1000	96	75-125		6020
Selenium	988		1.8	J	1000	99	75-125		6020
Silver	95.2		1.0	U	100	95	75-125		6020
Thallium	223		2.0	U	250	89	75-125		6020
Vanadium	926		1.9	J	1000	92	75-125		6020
Zinc	1020		20	U	1000	102	75-125		6020
Calcium	50600		43000		10000	74	75-125	4	6020
Magnesium	17000		8000		10000	90	75-125		6020
Tungsten	93.4		10	U	100	93	75-125		6020

SSR = Spiked Sample Result

Calculations are performed before rounding to avoid round-off errors in calculated results.

FORM VA - IN

5A-IN
MATRIX SPIKE SAMPLE RECOVERY
METALS

Client ID: _____ Lab ID: 240-51924-H-41-E MS

Lab Name: TestAmerica Canton Job No.: 240-51914-1

SDG No.: _____

Matrix: Water Concentration Units: ug/L

% Solids: _____

Analyte	SSR	C	Sample Result (SR)	C	Spike Added (SA)	%R	Control Limit %R	Q	Method
Mercury	0.990		0.20	U	1.00	99	80-120		7470A

SSR = Spiked Sample Result

Calculations are performed before rounding to avoid round-off errors in calculated results.

FORM VA - IN

5A-IN
MATRIX SPIKE DUPLICATE SAMPLE RECOVERY
METALS - DISSOLVED

Client ID: MSA-SW38B-061115 MSD
Lab ID: 240-51914-6 MSD
Lab Name: TestAmerica Canton
Job No.: 240-51914-1
SDG No.:
Matrix: Water
Concentration Units: ug/L
% Solids:

Analyte	(SDR)	C	Spike Added (SA)	%R	Control Limit %R	RPD	RPD Limit	Q	Method
Antimony	101		100	101	75-125	0	20		6020
Arsenic	1050		1000	104	75-125	1	20		6020
Barium	1060		1000	103	75-125	2	20		6020
Beryllium	958		1000	96	75-125	0	20		6020
Cadmium	996		1000	100	75-125	1	20		6020
Chromium	901		1000	90	75-125	2	20		6020
Cobalt	896		1000	90	75-125	3	20		6020
Copper	909		1000	90	75-125	2	20		6020
Lead	935		1000	94	75-125	2	20		6020
Molybdenum	105		100	103	75-125	2	20		6020
Nickel	917		1000	92	75-125	2	20		6020
Selenium	984		1000	98	75-125	2	20		6020
Silver	95.3		100	95	75-125	1	20		6020
Thallium	233		250	93	75-125	1	20		6020
Vanadium	920		1000	92	75-125	2	20		6020
Zinc	959		1000	95	75-125	1	20		6020
Calcium	45500		10000	86	75-125	4	20		6020
Magnesium	84600		10000	54	75-125	5	20	4	6020
Tungsten	95.2		100	95	75-125	1	20		6020
Mercury	1.15		1.00	115	80-120	4	20		7470A

SDR = Sample Duplicate Result

Calculations are performed before rounding to avoid round-off errors in calculated results.

FORM VD - IN

5A-IN
MATRIX SPIKE DUPLICATE SAMPLE RECOVERY
METALS - TOTAL RECOVERABLE

Client ID: _____ Lab ID: 240-51869-F-2-C MSD

Lab Name: TestAmerica Canton Job No.: 240-51914-1

SDG No.: _____

Matrix: Water Concentration Units: ug/L

% Solids: _____

Analyte	(SDR)	C	Spike Added (SA)	%R	Control Limit %R	RPD	RPD Limit	Q	Method
Antimony	104		100	102	75-125	1	20		6020
Arsenic	1100		1000	108	75-125	1	20		6020
Barium	1080		1000	106	75-125	2	20		6020
Beryllium	968		1000	97	75-125	2	20		6020
Cadmium	1010		1000	101	75-125	1	20		6020
Chromium	910		1000	91	75-125	1	20		6020
Cobalt	903		1000	90	75-125	1	20		6020
Copper	902		1000	90	75-125	1	20		6020
Lead	936		1000	94	75-125	0	20		6020
Molybdenum	145		100	104	75-125	1	20		6020
Nickel	970		1000	92	75-125	1	20		6020
Selenium	1010		1000	100	75-125	2	20		6020
Silver	97.4		100	97	75-125	1	20		6020
Thallium	233		250	93	75-125	1	20		6020
Vanadium	929		1000	93	75-125	1	20		6020
Zinc	981		1000	97	75-125	2	20		6020
Calcium	289000		10000	116	75-125	0	20	4	6020
Magnesium	82200		10000	114	75-125	1	20	4	6020
Tungsten	94.4		100	94	75-125	1	20		6020

SDR = Sample Duplicate Result

Calculations are performed before rounding to avoid round-off errors in calculated results.

FORM VD - IN

5A-IN
MATRIX SPIKE DUPLICATE SAMPLE RECOVERY
METALS

Client ID: _____ Lab ID: 240-51869-F-2-F MSD

Lab Name: TestAmerica Canton Job No.: 240-51914-1

SDG No.: _____

Matrix: Water Concentration Units: ug/L

% Solids: _____

Analyte	(SDR)	C	Spike Added (SA)	%R	Control Limit %R	RPD	RPD Limit	Q	Method
Mercury	1.02		1.00	102	80-120	4	20		7470A

SDR = Sample Duplicate Result

Calculations are performed before rounding to avoid round-off errors in calculated results.

FORM VD - IN

5A-IN
MATRIX SPIKE DUPLICATE SAMPLE RECOVERY
METALS - TOTAL RECOVERABLE

Client ID: _____ Lab ID: 240-51924-H-41-C MSD

Lab Name: TestAmerica Canton Job No.: 240-51914-1

SDG No.: _____

Matrix: Water Concentration Units: ug/L

% Solids: _____

Analyte	(SDR)	C	Spike Added (SA)	%R	Control Limit %R	RPD	RPD Limit	Q	Method
Antimony	104		100	103	75-125	3	20		6020
Arsenic	1080		1000	108	75-125	0	20		6020
Barium	1090		1000	104	75-125	3	20		6020
Beryllium	923		1000	92	75-125	1	20		6020
Cadmium	1040		1000	104	75-125	4	20		6020
Chromium	917		1000	91	75-125	1	20		6020
Cobalt	908		1000	91	75-125	0	20		6020
Copper	943		1000	94	75-125	2	20		6020
Lead	953		1000	95	75-125	2	20		6020
Molybdenum	127		100	102	75-125	4	20		6020
Nickel	959		1000	96	75-125	0	20		6020
Selenium	1010		1000	101	75-125	2	20		6020
Silver	100		100	100	75-125	5	20		6020
Thallium	231		250	92	75-125	4	20		6020
Vanadium	928		1000	93	75-125	0	20		6020
Zinc	1030		1000	103	75-125	1	20		6020
Calcium	51100		10000	79	75-125	1	20	4	6020
Magnesium	17000		10000	90	75-125	0	20		6020
Tungsten	96.7		100	97	75-125	3	20		6020

SDR = Sample Duplicate Result

Calculations are performed before rounding to avoid round-off errors in calculated results.

FORM VD - IN

5A-IN
MATRIX SPIKE DUPLICATE SAMPLE RECOVERY
METALS

Client ID: _____ Lab ID: 240-51924-H-41-F MSD

Lab Name: TestAmerica Canton Job No.: 240-51914-1

SDG No.: _____

Matrix: Water Concentration Units: ug/L

% Solids: _____

Analyte	(SDR)	C	Spike Added (SA)	%R	Control Limit %R	RPD	RPD Limit	Q	Method
Mercury	1.01		1.00	101	80-120	2	20		7470A

SDR = Sample Duplicate Result

Calculations are performed before rounding to avoid round-off errors in calculated results.

FORM VD - IN

7A-IN
LAB CONTROL SAMPLE
METALS - TOTAL RECOVERABLE

Lab ID: LCS 240-185099/2-A

Lab Name: TestAmerica Canton Job No.: 240-51914-1

Sample Matrix: Water LCS Source: MTICPMSB_00023

Analyte	Water(ug/L)							
	True	Found	C	%R	Limits		Q	Method
Antimony	100	93.4		93	80	120		6020
Arsenic	1000	997		100	80	120		6020
Barium	1000	957		96	80	120		6020
Beryllium	1000	889		89	80	120		6020
Cadmium	1000	988		99	80	120		6020
Chromium	1000	871		87	80	120		6020
Cobalt	1000	880		88	80	120		6020
Copper	1000	940		94	80	120		6020
Lead	1000	931		93	80	120		6020
Molybdenum	100	88.7		89	80	120		6020
Nickel	1000	944		94	80	120		6020
Selenium	1000	925		93	80	120		6020
Silver	100	93.8		94	80	120		6020
Thallium	250	224		89	80	120		6020
Vanadium	1000	869		87	80	120		6020
Zinc	1000	994		99	80	120		6020
Calcium	10000	9070		91	80	120		6020
Magnesium	10000	8850		88	80	120		6020
Tungsten	100	86.3		86	80	120		6020

Calculations are performed before rounding to avoid round-off errors in calculated results.

FORM VIIA - IN

7A-IN
LAB CONTROL SAMPLE
METALS - TOTAL RECOVERABLE

Lab ID: LCS 240-185092/2-A

Lab Name: TestAmerica Canton Job No.: 240-51914-1

Sample Matrix: Water LCS Source: MTICPMSB_00023

Analyte	Water(ug/L)							
	True	Found	C	%R	Limits		Q	Method
Antimony	100	98.9		99	80	120		6020
Arsenic	1000	984		98	80	120		6020
Barium	1000	1030		103	80	120		6020
Beryllium	1000	977		98	80	120		6020
Cadmium	1000	1030		103	80	120		6020
Chromium	1000	931		93	80	120		6020
Cobalt	1000	959		96	80	120		6020
Copper	1000	985		98	80	120		6020
Lead	1000	983		98	80	120		6020
Molybdenum	100	97.6		98	80	120		6020
Nickel	1000	979		98	80	120		6020
Selenium	1000	979		98	80	120		6020
Silver	100	99.0		99	80	120		6020
Thallium	250	243		97	80	120		6020
Vanadium	1000	930		93	80	120		6020
Zinc	1000	1010		101	80	120		6020
Calcium	10000	10500		105	80	120		6020
Magnesium	10000	9630		96	80	120		6020
Tungsten	100	103		103	80	120		6020

Calculations are performed before rounding to avoid round-off errors in calculated results.

FORM VIIA - IN

7A-IN
LAB CONTROL SAMPLE
METALS - TOTAL RECOVERABLE

Lab ID: LCS 240-185094/2-A

Lab Name: TestAmerica Canton Job No.: 240-51914-1

Sample Matrix: Water LCS Source: MTICPMSB_00023

Analyte	Water(ug/L)							
	True	Found	C	%R	Limits		Q	Method
Antimony	100	93.9		94	80	120		6020
Arsenic	1000	967		97	80	120		6020
Barium	1000	962		96	80	120		6020
Beryllium	1000	930		93	80	120		6020
Cadmium	1000	965		97	80	120		6020
Chromium	1000	867		87	80	120		6020
Cobalt	1000	880		88	80	120		6020
Copper	1000	913		91	80	120		6020
Lead	1000	912		91	80	120		6020
Molybdenum	100	90.1		90	80	120		6020
Nickel	1000	910		91	80	120		6020
Selenium	1000	923		92	80	120		6020
Silver	100	93.2		93	80	120		6020
Thallium	250	223		89	80	120		6020
Vanadium	1000	869		87	80	120		6020
Zinc	1000	991		99	80	120		6020
Calcium	10000	9590		96	80	120		6020
Magnesium	10000	8860		89	80	120		6020
Tungsten	100	84.1		84	80	120		6020

Calculations are performed before rounding to avoid round-off errors in calculated results.

FORM VIIA - IN

7A-IN
LAB CONTROL SAMPLE
METALS

Lab ID: LCS 240-185104/2-A

Lab Name: TestAmerica Canton Job No.: 240-51914-1

Sample Matrix: Water LCS Source: MTHGCALW_00932

Analyte	Water(ug/L)							
	True	Found	C	%R	Limits		Q	Method
Mercury	5.00	4.90		98	80	120		7470A

Calculations are performed before rounding to avoid round-off errors in calculated results.

FORM VIIA - IN

7A-IN
LAB CONTROL SAMPLE
METALS

Lab ID: LCS 240-185093/2-A

Lab Name: TestAmerica Canton Job No.: 240-51914-1

Sample Matrix: Water LCS Source: MTHGCALW_00932

Analyte	Water(ug/L)							
	True	Found	C	%R	Limits		Q	Method
Mercury	5.00	5.04		101	80	120		7470A

Calculations are performed before rounding to avoid round-off errors in calculated results.

FORM VIIA - IN

7A-IN
LAB CONTROL SAMPLE
METALS

Lab ID: LCS 240-185096/2-A

Lab Name: TestAmerica Canton Job No.: 240-51914-1

Sample Matrix: Water LCS Source: MTHGCALW_00932

Analyte	Water(ug/L)							
	True	Found	C	%R	Limits		Q	Method
Mercury	5.00	5.00		100	80	120		7470A

Calculations are performed before rounding to avoid round-off errors in calculated results.

FORM VIIA - IN

8-IN
ICP-AES AND ICP-MS SERIAL DILUTIONS
METALS - DISSOLVED

Lab ID: 240-51914-6

SDG No:

Lab Name: TestAmerica Canton Job No: 240-51914-1

Matrix: Water Concentration Units: ug/L

Analyte	Initial Sample Result (I)	C	Serial Dilution Result (S)	C	% Difference	Q	Method
Antimony	0.34	J	10	U	NC		6020
Arsenic	1.6	J	1.62	J	NC		6020
Barium	25		24.2	J	NC		6020
Beryllium	0.62	J	1.35	J	NC		6020
Cadmium	0.46	J	0.330	J	NC		6020
Chromium	1.8	J	1.82	J	NC		6020
Cobalt	0.32	J	0.385	J	NC		6020
Copper	8.0		10.4		NC		6020
Lead	0.14	J	5.0	U	NC		6020
Molybdenum	1.8	J	2.07	J	NC		6020
Nickel	1.4	J	10	U	NC		6020
Selenium	0.83	J	25	U	NC		6020
Silver	1.0	U	5.0	U	NC		6020
Thallium	0.12	J	10	U	NC		6020
Vanadium	1.6	J	1.68	J	NC		6020
Zinc	11	J	100	U	NC		6020
Calcium	37000		38900		NC		6020
Magnesium	79000		81700		NC		6020
Tungsten	0.56	J	50	U	NC		6020

Calculations are performed before rounding to avoid round-off errors in calculated results.

FORM VIII-IN

8-IN
ICP-AES AND ICP-MS SERIAL DILUTIONS
METALS - TOTAL RECOVERABLE

Lab ID: 240-51869-F-2-A SD ^5

SDG No:

Lab Name: TestAmerica Canton Job No: 240-51914-1

Matrix: Water Concentration Units: ug/L

Analyte	Initial Sample Result (I)	C	Serial Dilution Result (S)	C	% Difference	Q	Method
Antimony	2.2		2.72	J	NC		6020
Arsenic	22		21.6	J	NC		6020
Barium	20		20.8	J	NC		6020
Beryllium	0.46	J	0.740	J	NC		6020
Cadmium	0.17	J	5.0	U	NC		6020
Chromium	1.9	J	1.86	J	NC		6020
Cobalt	6.4		7.15		NC		6020
Copper	2.5		10	U	NC		6020
Lead	0.17	J	5.0	U	NC		6020
Molybdenum	42		43.6	J	NC		6020
Nickel	50		50.0		NC		6020
Selenium	1.1	J	25	U	NC		6020
Silver	0.021	J	5.0	U	NC		6020
Thallium	0.20	J	10	U	NC		6020
Vanadium	1.7	J	2.08	J	NC		6020
Zinc	11	J	100	U	NC		6020
Calcium	280000		300000		8.1		6020
Magnesium	71000		78200		NC		6020
Tungsten	10	U	50	U	NC		6020

Calculations are performed before rounding to avoid round-off errors in calculated results.

FORM VIII-IN

8-IN
ICP-AES AND ICP-MS SERIAL DILUTIONS
METALS - TOTAL RECOVERABLE

Lab ID: 240-51924-H-41-A SD ^5

SDG No:

Lab Name: TestAmerica Canton Job No: 240-51914-1

Matrix: Water Concentration Units: ug/L

Analyte	Initial Sample Result (I)	C	Serial Dilution Result (S)	C	% Difference	Q	Method
Antimony	0.51	J	10	U	NC		6020
Arsenic	1.2	J	1.40	J	NC		6020
Barium	49		48.6		NC		6020
Beryllium	0.17	J	0.505	J	NC		6020
Cadmium	0.13	J	5.0	U	NC		6020
Chromium	2.5		2.96	J	NC		6020
Cobalt	0.28	J	0.420	J	NC		6020
Copper	3.7		4.52	J	NC		6020
Lead	0.19	J	5.0	U	NC		6020
Molybdenum	26		25.2	J	NC		6020
Nickel	1.4	J	2.02	J	NC		6020
Selenium	1.8	J	1.38	J	NC		6020
Silver	1.0	U	5.0	U	NC		6020
Thallium	2.0	U	10	U	NC		6020
Vanadium	1.9	J	2.26	J	NC		6020
Zinc	20	U	100	U	NC		6020
Calcium	43000		43600		NC		6020
Magnesium	8000		8460		NC		6020
Tungsten	10	U	50	U	NC		6020

Calculations are performed before rounding to avoid round-off errors in calculated results.

FORM VIII-IN

15-IN
ICP-MS INTERNAL STANDARDS RELATIVE INTENSITY SUMMARY
METALS

Lab Name: TestAmerica Canton Job No.: 240-51914-1

SDG No.:

ICP-MS Instrument ID: I10 Start Date: 06/16/2015 End Date: 06/16/2015

Lab Sample ID	Time	Internal Standards %RI For:									
		Element Li-6	Q	Element Sc/1	Q	Element Sc/2	Q	Element Rh	Q	Element In	Q
STD1 240-185427/3 I	12:52	100		101		101		100		101	
STD2 240-185427/4 I	12:56	97		100		102		95		97	
STD3 240-185427/5 I	13:00	100		101		101		94		95	
STD4 240-185427/6 I	13:03	98		102		100		102		102	
ICV 240-185427/7	13:07	99		99		101		95		97	
ICB 240-185427/8	13:11	104		102		104		102		102	
CRI 240-185427/9	13:14	105		106		106		106		106	
ICSA 240-185427/10	13:18	102		109		108		99		102	
ICSAB 240-185427/11	13:21	99		109		109		99		102	
CCV 240-185427/36	14:51	80		93		88		86		87	
CCB 240-185427/37	14:55	82		87		85		87		87	
MB 240-185099/1-A	15:28	88		92		91		93		91	
LCS 240-185099/2-A	15:32	89		94		94		91		91	
CCV 240-185427/48	15:35	91		99		98		93		94	
CCB 240-185427/49	15:39	93		96		96		98		98	
240-51924-H-41-A SD	15:46	95		99		103		95		98	
240-51924-H-41-B MS	15:53	83		93		94		87		89	
240-51924-H-41-C MS	15:56	83		95		97		88		90	
CCV 240-185427/60	16:17	87		102		102		94		95	
CCB 240-185427/61	16:21	93		103		104		102		101	
240-51914-1	16:46	76		91		94		82		84	
240-51914-2	16:50	76		93		92		83		86	
240-51914-3	16:54	73		92		89		81		85	
240-51914-4	16:58	70		92		83		81		84	
CCV 240-185427/72	17:01	82		97		96		89		92	
CCB 240-185427/73	17:05	90		99		98		97		99	
240-51914-5	17:09	70		83		84		75		79	
CCV 240-185427/79	17:27	81		89		92		82		84	
CCB 240-185427/80	17:31	87		91		91		90		92	

FORM XV - IN

15-IN
ICP-MS INTERNAL STANDARDS RELATIVE INTENSITY SUMMARY
METALS

Lab Name: TestAmerica Canton Job No.: 240-51914-1

SDG No.:

ICP-MS Instrument ID: I10 Start Date: 06/16/2015 End Date: 06/16/2015

Lab Sample ID	Time	Internal Standards %RI For:									
		Element Tb	Q	Element Ho	Q	Element Bi	Q	Element	Q	Element	Q
STD1 240-185427/3 I	12:52	101		101		104					
STD2 240-185427/4 I	12:56	100		100		98					
STD3 240-185427/5 I	13:00	99		100		97					
STD4 240-185427/6 I	13:03	103		103		105					
ICV 240-185427/7	13:07	98		99		98					
ICB 240-185427/8	13:11	103		103		104					
CRI 240-185427/9	13:14	106		107		108					
ICSA 240-185427/10	13:18	105		105		103					
ICSAB 240-185427/11	13:21	106		106		104					
CCV 240-185427/36	14:51	89		89		89					
CCB 240-185427/37	14:55	86		87		87					
MB 240-185099/1-A	15:28	95		94		98					
LCS 240-185099/2-A	15:32	95		95		95					
CCV 240-185427/48	15:35	96		97		96					
CCB 240-185427/49	15:39	98		98		98					
240-51924-H-41-A SD	15:46	99		99		100					
240-51924-H-41-B MS	15:53	93		94		88					
240-51924-H-41-C MS	15:56	94		94		91					
CCV 240-185427/60	16:17	96		96		94					
CCB 240-185427/61	16:21	99		100		98					
240-51914-1	16:46	87		86		80					
240-51914-2	16:50	87		87		83					
240-51914-3	16:54	88		87		82					
240-51914-4	16:58	87		87		81					
CCV 240-185427/72	17:01	91		92		91					
CCB 240-185427/73	17:05	97		97		97					
240-51914-5	17:09	81		81		77					
CCV 240-185427/79	17:27	83		83		82					
CCB 240-185427/80	17:31	91		91		91					

FORM XV - IN

15-IN
ICP-MS INTERNAL STANDARDS RELATIVE INTENSITY SUMMARY
METALS

Lab Name: TestAmerica Canton Job No.: 240-51914-1

SDG No.:

ICP-MS Instrument ID: I10 Start Date: 06/17/2015 End Date: 06/17/2015

Lab Sample ID	Time	Internal Standards %RI For:									
		Element Li-6	Q	Element Sc/1	Q	Element Sc/2	Q	Element Rh	Q	Element In	Q
STD1 240-185497/3 I	08:44	102		102		102		99		101	
STD2 240-185497/4 I	08:48	97		104		101		97		99	
STD3 240-185497/5 I	08:52	99		103		101		94		97	
STD4 240-185497/6 I	08:55	98		102		102		101		101	
ICV 240-185497/7	08:59	98		101		99		95		97	
ICB 240-185497/8	09:03	99		95		97		93		94	
CRI 240-185497/9	09:06	100		100		97		99		100	
ICSA 240-185497/10	09:10	96		103		101		92		94	
ICSAB 240-185497/11	09:14	93		104		103		94		96	
CCV 240-185497/93	14:12	112		117		114		109		112	
CCB 240-185497/94	14:15	120		115		117		115		116	
MB 240-185092/1-A	14:23	117		113		115		114		114	
LCS 240-185092/2-A	14:26	114		112		113		108		107	
240-51914-6	14:30	96		102		99		93		96	
240-51914-6 SD	14:33	105		100		103		95		100	
240-51914-6 MS	14:40	88		92		91		82		86	
240-51914-6 MSD	14:44	95		101		102		90		93	
240-51914-7	14:47	99		103		107		94		98	
240-51914-8	14:51	90		99		96		89		93	
CCV 240-185497/105	14:54	96		102		98		95		99	
CCB 240-185497/106	14:58	101		93		95		94		95	
240-51914-9	15:02	86		82		88		75		79	
240-51914-10	15:05	76		79		78		72		75	
240-51914-11	15:09	84		87		88		79		82	
240-51914-12	15:13	80		95		84		85		90	
240-51914-13	15:16	86		89		94		80		85	
240-51914-14	15:20	88		96		96		85		91	
240-51914-15	15:24	82		91		89		81		85	
240-51914-16	15:28	82		92		90		83		87	
240-51914-17	15:31	79		93		88		82		87	
240-51914-18	15:35	86		96		95		84		90	
CCV 240-185497/117	15:39	95		98		99		93		95	
CCB 240-185497/118	15:42	102		96		102		96		98	
240-51914-19	15:46	78		84		82		77		81	
240-51914-20	15:50	80		79		85		74		78	
240-51914-21	15:53	83		88		89		81		85	
240-51914-22	15:57	85		88		90		80		84	
240-51914-23	16:01	86		91		93		82		87	
240-51914-24	16:05	83		91		90		82		87	
240-51914-25	16:08	82		90		91		81		86	
MB 240-185094/1-A	16:12	92		94		93		93		96	
LCS 240-185094/2-A	16:16	90		93		94		90		92	

FORM XV - IN

15-IN
ICP-MS INTERNAL STANDARDS RELATIVE INTENSITY SUMMARY
METALS

Lab Name: TestAmerica Canton Job No.: 240-51914-1

SDG No.:

ICP-MS Instrument ID: I10 Start Date: 06/17/2015 End Date: 06/17/2015

Lab Sample ID	Time	Internal Standards %RI For:									
		Element Li-6	Q	Element Sc/1	Q	Element Sc/2	Q	Element Rh	Q	Element In	Q
CCV 240-185497/129	16:23	101		99		106		93		97	
CCB 240-185497/130	16:26	104		105		104		105		108	
240-51869-F-2-A SD	16:30	102		105		105		99		105	
240-51869-F-2-B MS	16:37	86		95		95		86		88	
240-51869-F-2-C MSD	16:40	84		95		93		85		89	
240-51914-26	17:01	85		89		91		81		86	
CCV 240-185497/141	17:05	92		96		94		91		95	
CCB 240-185497/142	17:09	102		97		98		98		101	
240-51914-27	17:12	84		85		88		78		83	
240-51914-28	17:16	82		89		87		81		87	
240-51914-29	17:20	80		87		88		79		84	
240-51914-30	17:23	82		85		88		77		81	
240-51914-31	17:27	74		85		79		77		81	
240-51914-32	17:31	75		76		81		69		73	
240-51914-33	17:35	69		80		74		70		76	
240-51914-34	17:38	74		80		81		71		75	
240-51914-35	17:42	73		81		79		71		76	
240-51914-36	17:46	71		78		77		69		74	
CCV 240-185497/153	17:49	72		78		73		72		76	
CCB 240-185497/154	17:53	81		79		78		78		81	

FORM XV - IN

15-IN
ICP-MS INTERNAL STANDARDS RELATIVE INTENSITY SUMMARY
METALS

Lab Name: TestAmerica Canton Job No.: 240-51914-1

SDG No.:

ICP-MS Instrument ID: I10 Start Date: 06/17/2015 End Date: 06/17/2015

Lab Sample ID	Time	Internal Standards %RI For:									
		Element Tb	Q	Element Ho	Q	Element Bi	Q	Element	Q	Element	Q
STD1 240-185497/3 I	08:44	102		101		102					
STD2 240-185497/4 I	08:48	101		101		99					
STD3 240-185497/5 I	08:52	99		99		95					
STD4 240-185497/6 I	08:55	100		101		100					
ICV 240-185497/7	08:59	99		98		97					
ICB 240-185497/8	09:03	93		93		94					
CRI 240-185497/9	09:06	98		99		99					
ICSA 240-185497/10	09:10	98		97		94					
ICSAB 240-185497/11	09:14	99		100		96					
CCV 240-185497/93	14:12	115		116		113					
CCB 240-185497/94	14:15	117		118		119					
MB 240-185092/1-A	14:23	116		115		120					
LCS 240-185092/2-A	14:26	113		114		114					
240-51914-6	14:30	102		102		95					
240-51914-6 SD	14:33	102		102		98					
240-51914-6 MS	14:40	91		92		87					
240-51914-6 MSD	14:44	99		99		92					
240-51914-7	14:47	102		103		96					
240-51914-8	14:51	96		96		90					
CCV 240-185497/105	14:54	100		100		99					
CCB 240-185497/106	14:58	96		95		96					
240-51914-9	15:02	83		84		80					
240-51914-10	15:05	78		79		75					
240-51914-11	15:09	85		85		80					
240-51914-12	15:13	93		93		88					
240-51914-13	15:16	87		86		82					
240-51914-14	15:20	92		92		86					
240-51914-15	15:24	86		86		81					
240-51914-16	15:28	88		89		83					
240-51914-17	15:31	88		88		83					
240-51914-18	15:35	90		90		83					
CCV 240-185497/117	15:39	96		96		95					
CCB 240-185497/118	15:42	99		98		99					
240-51914-19	15:46	84		84		80					
240-51914-20	15:50	80		81		76					
240-51914-21	15:53	88		89		84					
240-51914-22	15:57	87		88		83					
240-51914-23	16:01	89		88		83					
240-51914-24	16:05	89		90		84					
240-51914-25	16:08	88		87		82					
MB 240-185094/1-A	16:12	95		95		98					
LCS 240-185094/2-A	16:16	95		94		96					

FORM XV - IN

15-IN
ICP-MS INTERNAL STANDARDS RELATIVE INTENSITY SUMMARY
METALS

Lab Name: TestAmerica Canton Job No.: 240-51914-1

SDG No.:

ICP-MS Instrument ID: I10 Start Date: 06/17/2015 End Date: 06/17/2015

Lab Sample ID	Time	Internal Standards %RI For:									
		Element Tb	Q	Element Ho	Q	Element Bi	Q	Element	Q	Element	Q
CCV 240-185497/129	16:23	99		99		98					
CCB 240-185497/130	16:26	107		107		107					
240-51869-F-2-A SD	16:30	106		106		105					
240-51869-F-2-B MS	16:37	94		94		89					
240-51869-F-2-C MSD	16:40	94		94		88					
240-51914-26	17:01	90		89		84					
CCV 240-185497/141	17:05	96		97		95					
CCB 240-185497/142	17:09	100		101		102					
240-51914-27	17:12	86		86		83					
240-51914-28	17:16	90		90		85					
240-51914-29	17:20	86		86		82					
240-51914-30	17:23	84		84		80					
240-51914-31	17:27	83		83		79					
240-51914-32	17:31	75		75		70					
240-51914-33	17:35	76		77		73					
240-51914-34	17:38	77		76		72					
240-51914-35	17:42	77		76		72					
240-51914-36	17:46	75		75		70					
CCV 240-185497/153	17:49	76		76		74					
CCB 240-185497/154	17:53	81		80		81					

9-IN
DETECTION LIMITS
METALS - DISSOLVED

Lab Name: TestAmerica Canton Job Number: 240-51914-1

SDG Number:

Matrix: Water Instrument ID: I10

Method: 6020 MDL Date: 09/15/2014 17:02

Prep Method: 3005A

Analyte	Wavelength/ Mass	RL (ug/L)	MDL (ug/L)
Antimony	121.00	2	0.16
Arsenic	75.00	5	0.18
Barium	137.00	5	1.1
Beryllium	9.00	1	0.053
Cadmium	111.00	1	0.061
Chromium	52.00	2	0.2
Cobalt	59.00	1	0.021
Copper	65.00	2	0.75
Lead	208.00	1	0.11
Molybdenum	95.00	10	0.23
Nickel	60.00	2	0.23
Selenium	78.00	5	0.25
Silver	107.00	1	0.02
Thallium	205.00	2	0.074
Tungsten	182.00	10	0.5
Vanadium	51.00	5	0.23
Zinc	66.00	20	7.3

9-IN
CALIBRATION BLANK DETECTION LIMITS
METALS - DISSOLVED

Lab Name: TestAmerica Canton Job Number: 240-51914-1

SDG Number:

Matrix: Water Instrument ID: I10

Method: 6020 XMDL Date: 09/15/2014 17:03

Analyte	Wavelength/ Mass	XRL (ug/L)	XMDL (ug/L)
Antimony	121.00	2	0.16
Arsenic	75.00	5	0.18
Barium	137.00	5	1.1
Beryllium	9.00	1	0.053
Cadmium	111.00	1	0.061
Chromium	52.00	2	0.2
Cobalt	59.00	1	0.021
Copper	65.00	2	0.75
Lead	208.00	1	0.11
Molybdenum	95.00	10	0.23
Nickel	60.00	2	0.23
Selenium	78.00	5	0.25
Silver	107.00	1	0.02
Thallium	205.00	2	0.074
Tungsten	182.00	10	0.5
Vanadium	51.00	5	0.23
Zinc	66.00	20	7.3

9-IN
DETECTION LIMITS
METALS - DISSOLVED

Lab Name: TestAmerica Canton Job Number: 240-51914-1

SDG Number:

Matrix: Water Instrument ID: H1

Method: 7470A MDL Date: 12/03/2014 00:00

Prep Method: 7470A

Analyte	Wavelength/ Mass	RL (ug/L)	MDL (ug/L)
Mercury	253.7	0.2	0.09

FORM IX - IN

9-IN
CALIBRATION BLANK DETECTION LIMITS
METALS - DISSOLVED

Lab Name: TestAmerica Canton Job Number: 240-51914-1

SDG Number:

Matrix: Water Instrument ID: H1

Method: 7470A XMDL Date: 09/17/2014 14:07

Analyte	Wavelength/ Mass	XRL (ug/L)	XMDL (ug/L)
Mercury	253.7	0.2	0.09

FORM IX - IN

9-IN
DETECTION LIMITS
METALS - DISSOLVED

Lab Name: TestAmerica Canton Job Number: 240-51914-1

SDG Number:

Matrix: Water Instrument ID: H4

Method: 7470A MDL Date: 12/03/2014 00:00

Prep Method: 7470A

Analyte	Wavelength/ Mass	RL (ug/L)	MDL (ug/L)
Mercury	253.7	0.2	0.09

9-IN
CALIBRATION BLANK DETECTION LIMITS
METALS - DISSOLVED

Lab Name: TestAmerica Canton Job Number: 240-51914-1

SDG Number:

Matrix: Water Instrument ID: H4

Method: 7470A XMDL Date: 09/17/2014 14:07

Analyte	Wavelength/ Mass	XRL (ug/L)	XMDL (ug/L)
Mercury	253.7	0.2	0.09

FORM IX - IN

11-IN
LINEAR RANGES
METALS

Lab Name: TestAmerica Canton Job No: 240-51914-1

SDG No.:

Instrument ID: I10 Date: 06/08/2015 08:16

Analyte	Integ. Time (Sec.)	Concentration (ppb)	Method
Antimony		200	6020
Arsenic		10000	6020
Barium		10000	6020
Beryllium		10000	6020
Cadmium		4000	6020
Chromium		10000	6020
Cobalt		10000	6020
Copper		10000	6020
Lead		4000	6020
Molybdenum		2000	6020
Nickel		10000	6020
Selenium		10000	6020
Silver		300	6020
Thallium		5000	6020
Vanadium		10000	6020
Zinc		10000	6020
Tungsten		2500	6020

11-IN
LINEAR RANGES
METALS

Lab Name: TestAmerica Canton Job No: 240-51914-1

SDG No.:

Instrument ID: H1 Date: 12/10/2013 15:54

Analyte	Integ. Time (Sec.)	Concentration (ppb)	Method
Mercury		10	7470A

FORM XI - IN

11-IN
LINEAR RANGES
METALS

Lab Name: TestAmerica Canton Job No: 240-51914-1

SDG No.:

Instrument ID: H4 Date: 12/10/2013 15:55

Analyte	Integ. Time (Sec.)	Concentration (ppb)	Method
Mercury		10	7470A

FORM XI - IN

12-IN
PREPARATION LOG
METALS

Lab Name: TestAmerica Canton Job No.: 240-51914-1

SDG No.:

Prep Method: 3005A

Lab Sample ID	Preparation Date	Prep Batch	Initial Weight	Initial Volume (mL)	Final Volume (mL)
MB 240-185092/1-A	06/15/2015 08:03	185092		50	50
LCS 240-185092/2-A	06/15/2015 08:03	185092		50	50
240-51914-6	06/15/2015 08:03	185092		50	50
240-51914-6 MS	06/15/2015 08:03	185092		50	50
240-51914-6 MSD	06/15/2015 08:03	185092		50	50
240-51914-7	06/15/2015 08:03	185092		50	50
240-51914-8	06/15/2015 08:03	185092		50	50
240-51914-9	06/15/2015 08:03	185092		50	50
240-51914-10	06/15/2015 08:03	185092		50	50
240-51914-11	06/15/2015 08:03	185092		50	50
240-51914-12	06/15/2015 08:03	185092		50	50
240-51914-13	06/15/2015 08:03	185092		50	50
240-51914-14	06/15/2015 08:03	185092		50	50
240-51914-15	06/15/2015 08:03	185092		50	50
240-51914-16	06/15/2015 08:03	185092		50	50
240-51914-17	06/15/2015 08:03	185092		50	50
240-51914-18	06/15/2015 08:03	185092		50	50
240-51914-19	06/15/2015 08:03	185092		50	50
240-51914-20	06/15/2015 08:03	185092		50	50
240-51914-21	06/15/2015 08:03	185092		50	50
240-51914-22	06/15/2015 08:03	185092		50	50
240-51914-23	06/15/2015 08:03	185092		50	50
240-51914-24	06/15/2015 08:03	185092		50	50
240-51914-25	06/15/2015 08:03	185092		50	50

FORM XII-IN

12-IN
PREPARATION LOG
METALS

Lab Name: TestAmerica Canton Job No.: 240-51914-1

SDG No.:

Prep Method: 3005A

Lab Sample ID	Preparation Date	Prep Batch	Initial Weight	Initial Volume (mL)	Final Volume (mL)
MB 240-185094/1-A	06/15/2015 08:11	185094		50	50
LCS 240-185094/2-A	06/15/2015 08:11	185094		50	50
240-51869-F-2-B MS	06/15/2015 08:11	185094		50	50
240-51869-F-2-C MSD	06/15/2015 08:11	185094		50	50
240-51914-26	06/15/2015 08:11	185094		50	50
240-51914-27	06/15/2015 08:11	185094		50	50
240-51914-28	06/15/2015 08:11	185094		50	50
240-51914-29	06/15/2015 08:11	185094		50	50
240-51914-30	06/15/2015 08:11	185094		50	50
240-51914-31	06/15/2015 08:11	185094		50	50
240-51914-32	06/15/2015 08:11	185094		50	50
240-51914-33	06/15/2015 08:11	185094		50	50
240-51914-34	06/15/2015 08:11	185094		50	50
240-51914-35	06/15/2015 08:11	185094		50	50
240-51914-36	06/15/2015 08:11	185094		50	50

FORM XII-IN

12-IN
PREPARATION LOG
METALS

Lab Name: TestAmerica Canton Job No.: 240-51914-1

SDG No.:

Prep Method: 3005A

Lab Sample ID	Preparation Date	Prep Batch	Initial Weight	Initial Volume (mL)	Final Volume (mL)
MB 240-185099/1-A	06/15/2015 08:28	185099		50	50
LCS 240-185099/2-A	06/15/2015 08:28	185099		50	50
240-51924-H-41-B MS	06/15/2015 08:28	185099		50	50
240-51924-H-41-C MSD	06/15/2015 08:28	185099		50	50
240-51914-1	06/15/2015 08:28	185099		50	50
240-51914-2	06/15/2015 08:28	185099		50	50
240-51914-3	06/15/2015 08:28	185099		50	50
240-51914-4	06/15/2015 08:28	185099		50	50
240-51914-5	06/15/2015 08:28	185099		50	50

FORM XII-IN

12-IN
PREPARATION LOG
METALS

Lab Name: TestAmerica Canton Job No.: 240-51914-1

SDG No.:

Prep Method: 7470A

Lab Sample ID	Preparation Date	Prep Batch	Initial Weight	Initial Volume (mL)	Final Volume (mL)
MB 240-185093/1-A	06/15/2015 14:00	185093		50	50
LCS 240-185093/2-A	06/15/2015 14:00	185093		50	50
240-51914-6	06/15/2015 14:00	185093		50	50
240-51914-6 MS	06/15/2015 14:00	185093		50	50
240-51914-6 MSD	06/15/2015 14:00	185093		50	50
240-51914-7	06/15/2015 14:00	185093		50	50
240-51914-8	06/15/2015 14:00	185093		50	50
240-51914-9	06/15/2015 14:00	185093		50	50
240-51914-10	06/15/2015 14:00	185093		50	50
240-51914-11	06/15/2015 14:00	185093		50	50
240-51914-12	06/15/2015 14:00	185093		50	50
240-51914-13	06/15/2015 14:00	185093		50	50
240-51914-14	06/15/2015 14:00	185093		50	50
240-51914-15	06/15/2015 14:00	185093		50	50
240-51914-16	06/15/2015 14:00	185093		50	50
240-51914-17	06/15/2015 14:00	185093		50	50
240-51914-18	06/15/2015 14:00	185093		50	50
240-51914-19	06/15/2015 14:00	185093		50	50
240-51914-20	06/15/2015 14:00	185093		50	50
240-51914-21	06/15/2015 14:00	185093		50	50
240-51914-22	06/15/2015 14:00	185093		50	50
240-51914-23	06/15/2015 14:00	185093		50	50
240-51914-24	06/15/2015 14:00	185093		50	50
240-51914-25	06/15/2015 14:00	185093		50	50

FORM XII-IN

12-IN
PREPARATION LOG
METALS

Lab Name: TestAmerica Canton Job No.: 240-51914-1

SDG No.:

Prep Method: 7470A

Lab Sample ID	Preparation Date	Prep Batch	Initial Weight	Initial Volume (mL)	Final Volume (mL)
MB 240-185096/1-A	06/15/2015 14:00	185096		50	50
LCS 240-185096/2-A	06/15/2015 14:00	185096		50	50
240-51869-F-2-E MS	06/15/2015 14:00	185096		50	50
240-51869-F-2-F MSD	06/15/2015 14:00	185096		50	50
240-51914-26	06/15/2015 14:00	185096		50	50
240-51914-27	06/15/2015 14:00	185096		50	50
240-51914-28	06/15/2015 14:00	185096		50	50
240-51914-29	06/15/2015 14:00	185096		50	50
240-51914-30	06/15/2015 14:00	185096		50	50
240-51914-31	06/15/2015 14:00	185096		50	50
240-51914-32	06/15/2015 14:00	185096		50	50
240-51914-33	06/15/2015 14:00	185096		50	50
240-51914-34	06/15/2015 14:00	185096		50	50
240-51914-35	06/15/2015 14:00	185096		50	50
240-51914-36	06/15/2015 14:00	185096		50	50

FORM XII-IN

12-IN
PREPARATION LOG
METALS

Lab Name: TestAmerica Canton Job No.: 240-51914-1

SDG No.:

Prep Method: 7470A

Lab Sample ID	Preparation Date	Prep Batch	Initial Weight	Initial Volume (mL)	Final Volume (mL)
MB 240-185104/1-A	06/15/2015 14:00	185104		50	50
LCS 240-185104/2-A	06/15/2015 14:00	185104		50	50
240-51924-H-41-E MS	06/15/2015 14:00	185104		50	50
240-51924-H-41-F MSD	06/15/2015 14:00	185104		50	50
240-51914-1	06/15/2015 14:00	185104		50	50
240-51914-2	06/15/2015 14:00	185104		50	50
240-51914-3	06/15/2015 14:00	185104		50	50
240-51914-4	06/15/2015 14:00	185104		50	50
240-51914-5	06/15/2015 14:00	185104		50	50

FORM XII-IN

13-IN
ANALYSIS RUN LOG
METALS

Lab Name: TestAmerica Canton Job No.: 240-51914-1

SDG No.:

Instrument ID: I10 Analysis Method: 6020

Start Date: 06/16/2015 12:45 End Date: 06/17/2015 02:05

Lab Sample Id	D/F	Type	Time	Analytes																								
				Ag	As	Ba	Be	Ca	Cd	Co	Cr	Cu	Mg	Mo	Ni	Pb	Sb	Se	Tl	V	W	Zn						
ZZZZZZ			12:45																									
ICIS 240-185427/2			12:49	X	X	X	X	X	X	X	X	X	X	X	X	X	X	X	X	X	X	X						
STD1 240-185427/3 IC	1		12:52	X	X	X	X	X	X	X	X	X	X	X	X	X	X	X	X	X	X	X						
STD2 240-185427/4 IC	1		12:56	X	X	X	X	X	X	X	X	X	X	X	X	X	X	X	X	X	X	X						
STD3 240-185427/5 IC	1		13:00	X	X	X	X	X	X	X	X	X	X	X	X	X	X	X	X	X	X	X						
STD4 240-185427/6 IC	1		13:03	X	X	X	X	X	X	X	X	X	X	X	X	X	X	X	X	X	X	X						
ICV 240-185427/7	1		13:07	X	X	X	X	X	X	X	X	X	X	X	X	X	X	X	X	X	X	X						
ICB 240-185427/8	1		13:11	X	X	X	X		X	X	X	X		X	X	X	X	X	X	X	X	X						
CRI 240-185427/9	1		13:14	X	X	X	X	X	X	X	X	X	X	X	X	X	X	X	X	X	X	X						
ICSA 240-185427/10	1		13:18	X	X	X	X	X	X	X	X	X	X	X	X	X	X	X	X	X	X	X						
ICSAB 240-185427/11	1		13:21	X	X	X	X	X	X	X	X	X	X	X	X	X	X	X	X	X	X	X						
CCV 240-185427/12			13:25																									
CCB 240-185427/13			13:29																									
ZZZZZZ			13:33																									
ZZZZZZ			13:37																									
ZZZZZZ			13:40																									
ZZZZZZ			13:44																									
ZZZZZZ			13:48																									
ZZZZZZ			13:51																									
ZZZZZZ			13:54																									
ZZZZZZ			13:58																									
ZZZZZZ			14:01																									
ZZZZZZ			14:05																									
CCV 240-185427/24			14:08																									
CCB 240-185427/25			14:11																									
ZZZZZZ			14:15																									
ZZZZZZ			14:19																									
ZZZZZZ			14:22																									
ZZZZZZ			14:26																									
ZZZZZZ			14:30																									
ZZZZZZ			14:33																									
ZZZZZZ			14:37																									
ZZZZZZ			14:41																									
ZZZZZZ			14:44																									
ZZZZZZ			14:48																									
CCV 240-185427/36	1		14:51	X	X	X	X	X	X	X	X	X	X	X	X	X	X	X	X	X	X	X						
CCB 240-185427/37	1		14:55	X	X	X	X		X	X	X	X		X	X	X	X	X	X	X	X	X						
ZZZZZZ			14:59																									
ZZZZZZ			15:02																									
ZZZZZZ			15:06																									
ZZZZZZ			15:10																									
ZZZZZZ			15:13																									

FORM XIII-IN

13-IN
ANALYSIS RUN LOG
METALS

Lab Name: TestAmerica Canton Job No.: 240-51914-1

SDG No.:

Instrument ID: I10 Analysis Method: 6020

Start Date: 06/16/2015 12:45 End Date: 06/17/2015 02:05

Lab Sample Id	D/F	Type	Time	Analytes																								
				Ag	As	Ba	Be	Ca	Cd	Co	Cr	Cu	Mg	Mo	Ni	Pb	Sb	Se	Tl	V	W	Zn						
ZZZZZZ			15:17																									
ZZZZZZ			15:21																									
ZZZZZZ			15:24																									
MB 240-185099/1-A	1	R	15:28	X	X	X	X		X	X	X	X		X	X	X	X	X	X	X	X	X						
LCS 240-185099/2-A	1	R	15:32	X	X	X	X	X	X	X	X	X	X	X	X	X	X	X	X	X	X	X						
CCV 240-185427/48	1		15:35	X	X	X	X	X	X	X	X	X	X	X	X	X	X	X	X	X	X	X						
CCB 240-185427/49	1		15:39	X	X	X	X		X	X	X	X		X	X	X	X	X	X	X	X	X						
ZZZZZZ			15:42																									
240-51924-H-41-A SD ^5	5	R	15:46	X	X	X	X		X	X	X	X		X	X	X	X	X	X	X	X	X						
ZZZZZZ			15:50																									
240-51924-H-41-B MS	1	R	15:53	X	X	X	X	X	X	X	X	X	X	X	X	X	X	X	X	X	X	X						
240-51924-H-41-C MSD	1	R	15:56	X	X	X	X	X	X	X	X	X	X	X	X	X	X	X	X	X	X	X						
ZZZZZZ			15:59																									
ZZZZZZ			16:03																									
ZZZZZZ			16:07																									
ZZZZZZ			16:10																									
ZZZZZZ			16:14																									
CCV 240-185427/60	1		16:17	X	X	X	X	X	X	X	X	X	X	X	X	X	X	X	X	X	X	X						
CCB 240-185427/61	1		16:21	X	X	X	X		X	X	X	X		X	X	X	X	X	X	X	X	X						
ZZZZZZ			16:25																									
ZZZZZZ			16:28																									
ZZZZZZ			16:32																									
ZZZZZZ			16:36																									
ZZZZZZ			16:39																									
ZZZZZZ			16:43																									
240-51914-1	1	D	16:46	X	X	X	X		X	X	X	X		X	X	X	X	X	X	X	X	X						
240-51914-2	1	D	16:50	X	X	X	X		X	X	X	X		X	X	X	X	X	X	X	X	X						
240-51914-3	1	D	16:54	X	X	X	X		X	X	X	X		X	X	X	X	X	X	X	X	X						
240-51914-4	1	D	16:58	X	X	X	X		X	X	X	X		X	X	X	X	X	X	X	X	X						
CCV 240-185427/72	1		17:01	X	X	X	X	X	X	X	X	X	X	X	X	X	X	X	X	X	X	X						
CCB 240-185427/73	1		17:05	X	X	X	X		X	X	X	X		X	X	X	X	X	X	X	X	X						
240-51914-5	1	D	17:09	X	X	X	X		X	X	X	X		X	X	X	X	X	X	X	X	X						
ZZZZZZ			17:12																									
ZZZZZZ			17:16																									
ZZZZZZ			17:20																									
ZZZZZZ			17:23																									
CCV 240-185427/79	1		17:27	X	X	X	X	X	X	X	X	X	X	X	X	X	X	X	X	X	X	X						
CCB 240-185427/80	1		17:31	X	X	X	X		X	X	X	X		X	X	X	X	X	X	X	X	X						
ZZZZZZ			17:34																									
ZZZZZZ			17:38																									
ZZZZZZ			17:41																									
ZZZZZZ			17:45																									

FORM XIII-IN

13-IN
ANALYSIS RUN LOG
METALS

Lab Name: TestAmerica Canton Job No.: 240-51914-1

SDG No.:

Instrument ID: I10 Analysis Method: 6020

Start Date: 06/16/2015 12:45 End Date: 06/17/2015 02:05

Lab Sample Id	D/F	Type	Time	Analytes																								
				Ag	As	Ba	Be	Ca	Cd	Co	Cr	Cu	Mg	Mo	Ni	Pb	Sb	Se	Tl	V	W	Zn						
ZZZZZZ			17:49																									
ZZZZZZ			17:52																									
ZZZZZZ			17:55																									
ZZZZZZ			17:58																									
ZZZZZZ			18:02																									
ZZZZZZ			18:05																									
CCV 240-185427/91			18:09																									
CCB 240-185427/92			18:13																									
ZZZZZZ			18:16																									
ZZZZZZ			18:20																									
ZZZZZZ			18:23																									
ZZZZZZ			18:27																									
ZZZZZZ			18:31																									
ZZZZZZ			18:34																									
ZZZZZZ			18:37																									
ZZZZZZ			18:41																									
ZZZZZZ			18:44																									
ZZZZZZ			18:48																									
CCV 240-185427/103			18:51																									
CCB 240-185427/104			18:55																									
ZZZZZZ			18:59																									
ZZZZZZ			19:02																									
ZZZZZZ			19:06																									
ZZZZZZ			19:10																									
ZZZZZZ			19:13																									
ZZZZZZ			19:17																									
ZZZZZZ			19:20																									
ZZZZZZ			19:24																									
ZZZZZZ			19:27																									
ZZZZZZ			19:31																									
CCV 240-185427/115			19:35																									
CCB 240-185427/116			19:38																									
ZZZZZZ			19:42																									
ZZZZZZ			19:46																									
ZZZZZZ			19:49																									
ZZZZZZ			19:53																									
ZZZZZZ			19:57																									
ZZZZZZ			20:00																									
ZZZZZZ			20:04																									
ZZZZZZ			20:08																									
ZZZZZZ			20:11																									
ZZZZZZ			20:15																									

FORM XIII-IN

13-IN
ANALYSIS RUN LOG
METALS

Lab Name: TestAmerica Canton Job No.: 240-51914-1

SDG No.:

Instrument ID: I10 Analysis Method: 6020

Start Date: 06/16/2015 12:45 End Date: 06/17/2015 02:05

Lab Sample Id	D/F	Type	Time	Analytes																								
				Ag	As	Ba	Be	Ca	Cd	Co	Cr	Cu	Mg	Mo	Ni	Pb	Sb	Se	Tl	V	W	Zn						
CCV 240-185427/127			20:18																									
CCB 240-185427/128			20:22																									
ZZZZZZ			20:26																									
ZZZZZZ			20:29																									
ZZZZZZ			20:32																									
ZZZZZZ			20:36																									
ZZZZZZ			20:39																									
ZZZZZZ			20:43																									
ZZZZZZ			20:47																									
ZZZZZZ			20:50																									
ZZZZZZ			20:54																									
ZZZZZZ			20:57																									
CCV 240-185427/139			21:01																									
CCB 240-185427/140			21:04																									
ZZZZZZ			21:08																									
ZZZZZZ			21:12																									
ZZZZZZ			21:15																									
ZZZZZZ			21:19																									
ZZZZZZ			21:23																									
ZZZZZZ			21:26																									
ZZZZZZ			21:30																									
ZZZZZZ			21:33																									
ZZZZZZ			21:37																									
CCV 240-185427/150			21:41																									
CCB 240-185427/151			21:44																									
CRI 240-185427/152			21:48																									
ZZZZZZ			21:51																									
ZZZZZZ			21:55																									
ZZZZZZ			21:59																									
ZZZZZZ			22:02																									
ZZZZZZ			22:06																									
ZZZZZZ			22:09																									
ZZZZZZ			22:13																									
ZZZZZZ			22:16																									
ZZZZZZ			22:20																									
CCV 240-185427/162			22:23																									
CCB 240-185427/163			22:27																									
ZZZZZZ			22:31																									
ZZZZZZ			22:34																									
ZZZZZZ			22:38																									
ZZZZZZ			22:42																									
ZZZZZZ			22:45																									

FORM XIII-IN

13-IN
ANALYSIS RUN LOG
METALS

Lab Name: TestAmerica Canton Job No.: 240-51914-1

SDG No.:

Instrument ID: I10 Analysis Method: 6020

Start Date: 06/16/2015 12:45 End Date: 06/17/2015 02:05

Lab Sample Id	D/F	Type	Time	Analytes																								
				Ag	As	Ba	Be	Ca	Cd	Co	Cr	Cu	Mg	Mo	Ni	Pb	Sb	Se	Tl	V	W	Zn						
ZZZZZZ			22:49																									
ZZZZZZ			22:52																									
ZZZZZZ			22:56																									
ZZZZZZ			22:59																									
ZZZZZZ			23:03																									
CCV 240-185427/174			23:07																									
CCB 240-185427/175			23:10																									
ZZZZZZ			23:14																									
ZZZZZZ			23:18																									
ZZZZZZ			23:21																									
ZZZZZZ			23:25																									
ZZZZZZ			23:29																									
ZZZZZZ			23:32																									
ZZZZZZ			23:36																									
CCV 240-185427/183			23:39																									
CCB 240-185427/184			23:43																									
CRI 240-185427/185			23:47																									
CCV 240-185427/186			23:50																									
CCB 240-185427/187			23:54																									
ICSA 240-185427/188			23:58																									
ICSAB 240-185427/189			00:01																									
ZZZZZZ			00:05																									
ZZZZZZ			00:09																									
ZZZZZZ			00:12																									
ZZZZZZ			00:16																									
ZZZZZZ			00:20																									
ZZZZZZ			00:23																									
ZZZZZZ			00:26																									
ZZZZZZ			00:30																									
ZZZZZZ			00:34																									
ZZZZZZ			00:37																									
CCV 240-185427/200			00:41																									
CCB 240-185427/201			00:45																									
ZZZZZZ			00:48																									
ZZZZZZ			00:52																									
ZZZZZZ			00:56																									
ZZZZZZ			00:59																									
ZZZZZZ			01:03																									
ZZZZZZ			01:06																									
ZZZZZZ			01:10																									
ZZZZZZ			01:14																									
ZZZZZZ			01:17																									

FORM XIII-IN

13-IN
ANALYSIS RUN LOG
METALS

Lab Name: TestAmerica Canton Job No.: 240-51914-1

SDG No.:

Instrument ID: I10 Analysis Method: 6020

Start Date: 06/16/2015 12:45 End Date: 06/17/2015 02:05

Lab Sample Id	D/F	Type	Time	Analytes																								
				Ag	As	Ba	Be	Ca	Cd	Co	Cr	Cu	Mg	Mo	Ni	Pb	Sb	Se	Tl	V	W	Zn						
ZZZZZZ			01:21																									
CCV 240-185427/212			01:25																									
CCB 240-185427/213			01:28																									
ZZZZZZ			01:32																									
ZZZZZZ			01:36																									
ZZZZZZ			01:39																									
ZZZZZZ			01:43																									
ZZZZZZ			01:46																									
CCV 240-185427/219			01:50																									
CCB 240-185427/220			01:54																									
CRI 240-185427/221			01:57																									
CCV 240-185427/222			02:01																									
CCB 240-185427/223			02:05																									

Prep Types:
D = Dissolved
R = Total Recoverable

FORM XIII-IN

13-IN
ANALYSIS RUN LOG
METALS

Lab Name: TestAmerica Canton Job No.: 240-51914-1

SDG No.:

Instrument ID: I10 Analysis Method: 6020

Start Date: 06/17/2015 08:37 End Date: 06/17/2015 22:59

Lab Sample Id	D/F	Type	Time	Analytes																								
				Ag	As	Ba	Be	Ca	Cd	Co	Cr	Cu	Mg	Mo	Ni	Pb	Sb	Se	Tl	V	W	Zn						
ZZZZZZ			08:37																									
ICIS 240-185497/2			08:41	X	X	X	X	X	X	X	X	X	X	X	X	X	X	X	X	X	X	X						
STD1 240-185497/3 IC	1		08:44	X	X	X	X	X	X	X	X	X	X	X	X	X	X	X	X	X	X	X						
STD2 240-185497/4 IC	1		08:48	X	X	X	X	X	X	X	X	X	X	X	X	X	X	X	X	X	X	X						
STD3 240-185497/5 IC	1		08:52	X	X	X	X	X	X	X	X	X	X	X	X	X	X	X	X	X	X	X						
STD4 240-185497/6 IC	1		08:55	X	X	X	X	X	X	X	X	X	X	X	X	X	X	X	X	X	X	X						
ICV 240-185497/7	1		08:59	X	X	X	X	X	X	X	X	X	X	X	X	X	X	X	X	X	X	X						
ICB 240-185497/8	1		09:03	X	X	X	X		X	X	X	X		X	X	X	X	X	X	X	X	X						
CRI 240-185497/9	1		09:06	X	X	X	X	X	X	X	X	X	X	X	X	X	X	X	X	X	X	X						
ICSA 240-185497/10	1		09:10	X	X	X	X	X	X	X	X	X	X	X	X	X	X	X	X	X	X	X						
ICSAB 240-185497/11	1		09:14	X	X	X	X	X	X	X	X	X	X	X	X	X	X	X	X	X	X	X						
CCV 240-185497/12			09:17																									
CCB 240-185497/13			09:21																									
ZZZZZZ			09:25																									
ZZZZZZ			09:29																									
ZZZZZZ			09:32																									
ZZZZZZ			09:36																									
ZZZZZZ			09:39																									
ZZZZZZ			09:43																									
ZZZZZZ			09:46																									
ZZZZZZ			09:50																									
ZZZZZZ			09:53																									
ZZZZZZ			09:57																									
CCV 240-185497/24			10:00																									
CCB 240-185497/25			10:04																									
ZZZZZZ			10:08																									
ZZZZZZ			10:11																									
CCV 240-185497/28			10:15																									
CCB 240-185497/29			10:19																									
ZZZZZZ			10:26																									
ZZZZZZ			10:30																									
ZZZZZZ			10:33																									
ZZZZZZ			10:37																									
ZZZZZZ			10:40																									
ZZZZZZ			10:44																									
ZZZZZZ			10:48																									
ZZZZZZ			10:51																									
ZZZZZZ			10:55																									
ZZZZZZ			10:58																									
CCV 240-185497/40			11:02																									
CCB 240-185497/41			11:05																									
ZZZZZZ			11:09																									

FORM XIII-IN

13-IN
ANALYSIS RUN LOG
METALS

Lab Name: TestAmerica Canton Job No.: 240-51914-1

SDG No.:

Instrument ID: I10 Analysis Method: 6020

Start Date: 06/17/2015 08:37 End Date: 06/17/2015 22:59

Lab Sample Id	D/F	Type	Time	Analytes																								
				Ag	As	Ba	Be	Ca	Cd	Co	Cr	Cu	Mg	Mo	Ni	Pb	Sb	Se	Tl	V	W	Zn						
ZZZZZZ			11:13																									
ZZZZZZ			11:16																									
ZZZZZZ			11:20																									
ZZZZZZ			11:24																									
ZZZZZZ			11:27																									
ZZZZZZ			11:31																									
ZZZZZZ			11:35																									
ZZZZZZ			11:38																									
ZZZZZZ			11:42																									
CCV 240-185497/52			11:46																									
CCB 240-185497/53			11:49																									
ZZZZZZ			11:53																									
ZZZZZZ			11:56																									
ZZZZZZ			12:00																									
ZZZZZZ			12:04																									
ZZZZZZ			12:07																									
ZZZZZZ			12:10																									
ZZZZZZ			12:14																									
ZZZZZZ			12:17																									
ZZZZZZ			12:21																									
ZZZZZZ			12:25																									
CCV 240-185497/64			12:28																									
CCB 240-185497/65			12:32																									
ZZZZZZ			12:36																									
ZZZZZZ			12:39																									
ZZZZZZ			12:42																									
ZZZZZZ			12:46																									
ZZZZZZ			12:50																									
ZZZZZZ			12:53																									
ZZZZZZ			12:57																									
ZZZZZZ			13:01																									
ZZZZZZ			13:04																									
ZZZZZZ			13:08																									
CCV 240-185497/76			13:11																									
CCB 240-185497/77			13:15																									
ZZZZZZ			13:19																									
ZZZZZZ			13:22																									
ZZZZZZ			13:26																									
CCV 240-185497/81			13:29																									
CCB 240-185497/82			13:33																									
CRI 240-185497/83			13:37																									
ZZZZZZ			13:40																									

FORM XIII-IN

13-IN
ANALYSIS RUN LOG
METALS

Lab Name: TestAmerica Canton Job No.: 240-51914-1

SDG No.:

Instrument ID: I10 Analysis Method: 6020

Start Date: 06/17/2015 08:37 End Date: 06/17/2015 22:59

Lab Sample Id	D/F	Type	Time	Analytes																								
				Ag	As	Ba	Be	Ca	Cd	Co	Cr	Cu	Mg	Mo	Ni	Pb	Sb	Se	Tl	V	W	Zn						
ZZZZZZ			13:44																									
ZZZZZZ			13:47																									
ZZZZZZ			13:51																									
ZZZZZZ			13:55																									
ZZZZZZ			13:58																									
ZZZZZZ			14:01																									
ZZZZZZ			14:04																									
ZZZZZZ			14:08																									
CCV 240-185497/93	1		14:12	X	X	X	X	X	X	X	X	X	X	X	X	X	X	X	X	X	X	X						
CCB 240-185497/94	1		14:15	X	X	X	X		X	X	X	X		X	X	X	X	X	X	X	X	X						
ZZZZZZ			14:19																									
MB 240-185092/1-A	1	R	14:23	X	X	X	X		X	X	X	X		X	X	X	X	X	X	X	X	X						
LCS 240-185092/2-A	1	R	14:26	X	X	X	X	X	X	X	X	X	X	X	X	X	X	X	X	X	X	X						
240-51914-6	1	D	14:30	X	X	X	X		X	X	X	X		X	X	X	X	X	X	X	X	X						
240-51914-6 SD	5	D	14:33	X	X	X	X		X	X	X	X		X	X	X	X	X	X	X	X	X						
ZZZZZZ			14:37																									
240-51914-6 MS	1	D	14:40	X	X	X	X	X	X	X	X	X	X	X	X	X	X	X	X	X	X	X						
240-51914-6 MSD	1	D	14:44	X	X	X	X	X	X	X	X	X	X	X	X	X	X	X	X	X	X	X						
240-51914-7	1	D	14:47	X	X	X	X		X	X	X	X		X	X	X	X	X	X	X	X	X						
240-51914-8	1	D	14:51	X	X	X	X		X	X	X	X		X	X	X	X	X	X	X	X	X						
CCV 240-185497/105	1		14:54	X	X	X	X	X	X	X	X	X	X	X	X	X	X	X	X	X	X	X						
CCB 240-185497/106	1		14:58	X	X	X	X		X	X	X	X		X	X	X	X	X	X	X	X	X						
240-51914-9	1	D	15:02	X	X	X	X		X	X	X	X		X	X	X	X	X	X	X	X	X						
240-51914-10	1	D	15:05	X	X	X	X		X	X	X	X		X	X	X	X	X	X	X	X	X						
240-51914-11	1	D	15:09	X	X	X	X		X	X	X	X		X	X	X	X	X	X	X	X	X						
240-51914-12	1	D	15:13	X	X	X	X		X	X	X	X		X	X	X	X	X	X	X	X	X						
240-51914-13	1	D	15:16	X	X	X	X		X	X	X	X		X	X	X	X	X	X	X	X	X						
240-51914-14	1	D	15:20	X	X	X	X		X	X	X	X		X	X	X	X	X	X	X	X	X						
240-51914-15	1	D	15:24	X	X	X	X		X	X	X	X		X	X	X	X	X	X	X	X	X						
240-51914-16	1	D	15:28	X	X	X	X		X	X	X	X		X	X	X	X	X	X	X	X	X						
240-51914-17	1	D	15:31	X	X	X	X		X	X	X	X		X	X	X	X	X	X	X	X	X						
240-51914-18	1	D	15:35	X	X	X	X		X	X	X	X		X	X	X	X	X	X	X	X	X						
CCV 240-185497/117	1		15:39	X	X	X	X	X	X	X	X	X	X	X	X	X	X	X	X	X	X	X						
CCB 240-185497/118	1		15:42	X	X	X	X		X	X	X	X		X	X	X	X	X	X	X	X	X						
240-51914-19	1	D	15:46	X	X	X	X		X	X	X	X		X	X	X	X	X	X	X	X	X						
240-51914-20	1	D	15:50	X	X	X	X		X	X	X	X		X	X	X	X	X	X	X	X	X						
240-51914-21	1	D	15:53	X	X	X	X		X	X	X	X		X	X	X	X	X	X	X	X	X						
240-51914-22	1	D	15:57	X	X	X	X		X	X	X	X		X	X	X	X	X	X	X	X	X						
240-51914-23	1	D	16:01	X	X	X	X		X	X	X	X		X	X	X	X	X	X	X	X	X						
240-51914-24	1	D	16:05	X	X	X	X		X	X	X	X		X	X	X	X	X	X	X	X	X						
240-51914-25	1	D	16:08	X	X	X	X		X	X	X	X		X	X	X	X	X	X	X	X	X						
MB 240-185094/1-A	1	R	16:12	X	X	X	X		X	X	X	X		X	X	X	X	X	X	X	X	X						

FORM XIII-IN

13-IN
ANALYSIS RUN LOG
METALS

Lab Name: TestAmerica Canton Job No.: 240-51914-1

SDG No.:

Instrument ID: I10 Analysis Method: 6020

Start Date: 06/17/2015 08:37 End Date: 06/17/2015 22:59

Lab Sample Id	D/F	Type	Time	Analytes																								
				Ag	As	Ba	Be	Ca	Cd	Co	Cr	Cu	Mg	Mo	Ni	Pb	Sb	Se	Tl	V	W	Zn						
LCS 240-185094/2-A	1	R	16:16	X	X	X	X	X	X	X	X	X	X	X	X	X	X	X	X	X	X	X						
ZZZZZZ			16:19																									
CCV 240-185497/129	1		16:23	X	X	X	X	X	X	X	X	X	X	X	X	X	X	X	X	X	X	X						
CCB 240-185497/130	1		16:26	X	X	X	X		X	X	X	X		X	X	X	X	X	X	X	X	X						
240-51869-F-2-A SD ^5	5	R	16:30	X	X	X	X		X	X	X	X		X	X	X	X	X	X	X	X	X						
ZZZZZZ			16:33																									
240-51869-F-2-B MS	1	R	16:37	X	X	X	X	X	X	X	X	X	X	X	X	X	X	X	X	X	X	X						
240-51869-F-2-C MSD	1	R	16:40	X	X	X	X	X	X	X	X	X	X	X	X	X	X	X	X	X	X	X						
ZZZZZZ			16:43																									
ZZZZZZ			16:47																									
ZZZZZZ			16:50																									
ZZZZZZ			16:54																									
ZZZZZZ			16:58																									
240-51914-26	1	D	17:01	X	X	X	X		X	X	X	X		X	X	X	X	X	X	X	X	X						
CCV 240-185497/141	1		17:05	X	X	X	X	X	X	X	X	X	X	X	X	X	X	X	X	X	X	X						
CCB 240-185497/142	1		17:09	X	X	X	X		X	X	X	X		X	X	X	X	X	X	X	X	X						
240-51914-27	1	D	17:12	X	X	X	X		X	X	X	X		X	X	X	X	X	X	X	X	X						
240-51914-28	1	D	17:16	X	X	X	X		X	X	X	X		X	X	X	X	X	X	X	X	X						
240-51914-29	1	D	17:20	X	X	X	X		X	X	X	X		X	X	X	X	X	X	X	X	X						
240-51914-30	1	D	17:23	X	X	X	X		X	X	X	X		X	X	X	X	X	X	X	X	X						
240-51914-31	1	D	17:27	X	X	X	X		X	X	X	X		X	X	X	X	X	X	X	X	X						
240-51914-32	1	D	17:31	X	X	X	X		X	X	X	X		X	X	X	X	X	X	X	X	X						
240-51914-33	1	D	17:35	X	X	X	X		X	X	X	X		X	X	X	X	X	X	X	X	X						
240-51914-34	1	D	17:38	X	X	X	X		X	X	X	X		X	X	X	X	X	X	X	X	X						
240-51914-35	1	D	17:42	X	X	X	X		X	X	X	X		X	X	X	X	X	X	X	X	X						
240-51914-36	1	D	17:46	X	X	X	X		X	X	X	X		X	X	X	X	X	X	X	X	X						
CCV 240-185497/153	1		17:49	X	X	X	X	X	X	X	X	X	X	X	X	X	X	X	X	X	X	X						
CCB 240-185497/154	1		17:53	X	X	X	X		X	X	X	X		X	X	X	X	X	X	X	X	X						
ZZZZZZ			17:57																									
ZZZZZZ			18:00																									
ZZZZZZ			18:04																									
ZZZZZZ			18:08																									
ZZZZZZ			18:11																									
ZZZZZZ			18:15																									
ZZZZZZ			18:19																									
ZZZZZZ			18:22																									
ZZZZZZ			18:26																									
ZZZZZZ			18:30																									
CCV 240-185497/165			18:33																									
CCB 240-185497/166			18:37																									
ZZZZZZ			18:41																									
ZZZZZZ			18:44																									

FORM XIII-IN

13-IN
ANALYSIS RUN LOG
METALS

Lab Name: TestAmerica Canton Job No.: 240-51914-1

SDG No.:

Instrument ID: I10 Analysis Method: 6020

Start Date: 06/17/2015 08:37 End Date: 06/17/2015 22:59

Lab Sample Id	D/F	Type	Time	Analytes																								
				Ag	As	Ba	Be	Ca	Cd	Co	Cr	Cu	Mg	Mo	Ni	Pb	Sb	Se	Tl	V	W	Zn						
ZZZZZZ			18:48																									
ZZZZZZ			18:51																									
CCV 240-185497/171			18:55																									
CCB 240-185497/172			18:59																									
CRI 240-185497/173			19:02																									
CCV 240-185497/174			19:06																									
CCB 240-185497/175			19:10																									
ICSA 240-185497/176			19:13																									
ICSAB 240-185497/177			19:17																									
ZZZZZZ			19:21																									
ZZZZZZ			19:24																									
ZZZZZZ			19:28																									
ZZZZZZ			19:32																									
ZZZZZZ			19:35																									
ZZZZZZ			19:39																									
ZZZZZZ			19:42																									
ZZZZZZ			19:46																									
ZZZZZZ			19:49																									
ZZZZZZ			19:53																									
CCV 240-185497/188			19:57																									
CCB 240-185497/189			20:00																									
ZZZZZZ			20:04																									
ZZZZZZ			20:08																									
ZZZZZZ			20:11																									
ZZZZZZ			20:15																									
ZZZZZZ			20:19																									
ZZZZZZ			20:22																									
ZZZZZZ			20:26																									
ZZZZZZ			20:29																									
ZZZZZZ			20:33																									
ZZZZZZ			20:37																									
CCV 240-185497/200			20:40																									
CCB 240-185497/201			20:44																									
ZZZZZZ			20:48																									
ZZZZZZ			20:51																									
ZZZZZZ			20:55																									
ZZZZZZ			20:58																									
ZZZZZZ			21:02																									
CCV 240-185497/207			21:06																									
CCB 240-185497/208			21:09																									
CRI 240-185497/209			21:13																									
ZZZZZZ			21:17																									

FORM XIII-IN

13-IN
ANALYSIS RUN LOG
METALS

Lab Name: TestAmerica Canton Job No.: 240-51914-1

SDG No.:

Instrument ID: I10 Analysis Method: 6020

Start Date: 06/17/2015 08:37 End Date: 06/17/2015 22:59

Lab Sample Id	D/F	Type	Time	Analytes																								
				Ag	As	Ba	Be	Ca	Cd	Co	Cr	Cu	Mg	Mo	Ni	Pb	Sb	Se	Tl	V	W	Zn						
ZZZZZZ			21:20																									
ZZZZZZ			21:24																									
ZZZZZZ			21:28																									
ZZZZZZ			21:31																									
ZZZZZZ			21:35																									
ZZZZZZ			21:38																									
ZZZZZZ			21:42																									
ZZZZZZ			21:46																									
CCV 240-185497/219			21:49																									
CCB 240-185497/220			21:53																									
ZZZZZZ			21:56																									
ZZZZZZ			22:00																									
ZZZZZZ			22:04																									
ZZZZZZ			22:07																									
ZZZZZZ			22:11																									
ZZZZZZ			22:15																									
ZZZZZZ			22:18																									
ZZZZZZ			22:22																									
ZZZZZZ			22:26																									
ZZZZZZ			22:29																									
CCV 240-185497/231			22:33																									
CCB 240-185497/232			22:37																									
ZZZZZZ			22:40																									
CCV 240-185497/234			22:44																									
CCB 240-185497/235			22:48																									
CRI 240-185497/236			22:51																									
CCV 240-185497/237			22:55																									
CCB 240-185497/238			22:59																									

Prep Types:
D = Dissolved
R = Total Recoverable

FORM XIII-IN

13-IN
ANALYSIS RUN LOG
METALS

Lab Name: TestAmerica Canton Job No.: 240-51914-1

SDG No.:

Instrument ID: H1 Analysis Method: 7470A

Start Date: 06/16/2015 09:04 End Date: 06/16/2015 13:57

Lab Sample Id	D/F	Type	Time	Analytes																							
				Hg																							
IC 240-185184/1-A			09:04	X																							
IC 240-185184/2-A			09:07	X																							
IC 240-185184/3-A			09:09	X																							
IC 240-185184/4-A			09:10	X																							
IC 240-185184/5-A			09:12	X																							
IC 240-185184/6-A			09:14	X																							
ICV 240-185184/7-A	1		09:16	X																							
ICB 240-185184/8-A	1		09:17	X																							
CRA 240-185184/9-A	1		09:19	X																							
CCV 240-185184/10-A			09:33																								
CCB 240-185184/11-A			09:35																								
ZZZZZZ			09:37																								
ZZZZZZ			09:39																								
ZZZZZZ			09:40																								
ZZZZZZ			09:42																								
ZZZZZZ			09:43																								
ZZZZZZ			09:44																								
ZZZZZZ			09:46																								
ZZZZZZ			09:47																								
ZZZZZZ			09:49																								
ZZZZZZ			09:50																								
CCV 240-185184/10-A			09:52																								
CCB 240-185184/11-A			09:53																								
ZZZZZZ			09:55																								
ZZZZZZ			09:58																								
ZZZZZZ			09:59																								
ZZZZZZ			10:01																								
CCV 240-185184/10-A			10:02																								
CCB 240-185184/11-A			10:03																								
CCV 240-185184/10-A			10:13																								
CCB 240-185184/11-A			10:15																								
ZZZZZZ			10:17																								
ZZZZZZ			10:19																								
ZZZZZZ			10:20																								
ZZZZZZ			10:22																								
CCV 240-185184/10-A			10:26																								
CCB 240-185184/11-A			10:27																								
ZZZZZZ			10:29																								
CCV 240-185184/10-A			10:32																								
CCB 240-185184/11-A			10:34																								
ZZZZZZ			10:36																								
CCV 240-185184/10-A	1		10:38	X																							

FORM XIII-IN

13-IN
ANALYSIS RUN LOG
METALS

Lab Name: TestAmerica Canton Job No.: 240-51914-1

SDG No.:

Instrument ID: H1 Analysis Method: 7470A

Start Date: 06/16/2015 09:04 End Date: 06/16/2015 13:57

Lab Sample Id	D/F	Type	Time	Analytes																							
				Hg																							
CCB 240-185184/11-A	1		10:40	X																							
MB 240-185104/1-A	1	T	10:42	X																							
LCS 240-185104/2-A	1	T	10:43	X																							
ZZZZZZ			10:44																								
240-51924-H-41-E MS	1	T	10:46	X																							
240-51924-H-41-F MSD	1	T	10:48	X																							
ZZZZZZ			10:49																								
ZZZZZZ			10:51																								
ZZZZZZ			10:53																								
ZZZZZZ			10:54																								
ZZZZZZ			10:56																								
CCV 240-185184/10-A	1		10:57	X																							
CCB 240-185184/11-A	1		10:59	X																							
ZZZZZZ			11:00																								
ZZZZZZ			11:02																								
ZZZZZZ			11:03																								
ZZZZZZ			11:05																								
ZZZZZZ			11:06																								
ZZZZZZ			11:08																								
240-51914-1	1	D	11:09	X																							
240-51914-2	1	D	11:12	X																							
240-51914-3	1	D	11:15	X																							
240-51914-4	1	D	11:17	X																							
CCV 240-185184/10-A	1		11:18	X																							
CCB 240-185184/11-A	1		11:20	X																							
240-51914-5	1	D	11:22	X																							
ZZZZZZ			11:23																								
ZZZZZZ			11:25																								
ZZZZZZ			11:26																								
CCV 240-185184/10-A	1		11:28	X																							
CCB 240-185184/11-A	1		11:29	X																							
CCV 240-185184/10-A			11:41																								
CCB 240-185184/11-A			11:43																								
ZZZZZZ			11:45																								
ZZZZZZ			11:48																								
ZZZZZZ			11:49																								
ZZZZZZ			11:51																								
ZZZZZZ			11:53																								
ZZZZZZ			11:55																								
ZZZZZZ			11:57																								
ZZZZZZ			11:58																								
ZZZZZZ			12:01																								

FORM XIII-IN

13-IN
ANALYSIS RUN LOG
METALS

Lab Name: TestAmerica Canton Job No.: 240-51914-1

SDG No.:

Instrument ID: H1 Analysis Method: 7470A

Start Date: 06/16/2015 09:04 End Date: 06/16/2015 13:57

Lab Sample Id	D/F	Type	Time	Analytes																							
				Hg																							
ZZZZZZ			12:05																								
CCV 240-185184/10-A			12:06																								
CCB 240-185184/11-A			12:08																								
ZZZZZZ			12:10																								
ZZZZZZ			12:12																								
ZZZZZZ			12:14																								
ZZZZZZ			12:15																								
ZZZZZZ			12:17																								
ZZZZZZ			12:19																								
CCV 240-185184/10-A			12:21																								
CCB 240-185184/11-A			12:23																								
CCV 240-185184/10-A			13:26																								
CCB 240-185184/11-A			13:28																								
ZZZZZZ			13:30																								
ZZZZZZ			13:32																								
ZZZZZZ			13:34																								
ZZZZZZ			13:35																								
ZZZZZZ			13:37																								
ZZZZZZ			13:40																								
ZZZZZZ			13:41																								
ZZZZZZ			13:43																								
ZZZZZZ			13:45																								
ZZZZZZ			13:46																								
CCV 240-185184/10-A			13:47																								
CCB 240-185184/11-A			13:49																								
ZZZZZZ			13:51																								
ZZZZZZ			13:52																								
ZZZZZZ			13:54																								
CCV 240-185184/10-A			13:56																								
CCB 240-185184/11-A			13:57																								

Prep Types:
D = Dissolved
T = Total/NA

FORM XIII-IN

13-IN
ANALYSIS RUN LOG
METALS

Lab Name: TestAmerica Canton Job No.: 240-51914-1

SDG No.:

Instrument ID: H4 Analysis Method: 7470A

Start Date: 06/16/2015 09:37 End Date: 06/16/2015 14:54

Lab Sample Id	D/F	Type	Time	Analytes																							
				Hg																							
IC 240-185184/1-A			09:37	X																							
IC 240-185184/2-A			09:39	X																							
IC 240-185184/3-A			09:42	X																							
IC 240-185184/4-A			09:44	X																							
IC 240-185184/5-A			09:46	X																							
IC 240-185184/6-A			09:48	X																							
ICV 240-185184/7-A	1		09:50	X																							
ICB 240-185184/8-A	1		09:53	X																							
CRA 240-185184/9-A	1		09:56	X																							
ZZZZZZ			10:11																								
CCV 240-185184/10-A			10:16																								
CCB 240-185184/11-A			10:18																								
ZZZZZZ			10:20																								
ZZZZZZ			10:23																								
ZZZZZZ			10:25																								
ZZZZZZ			10:27																								
ZZZZZZ			10:29																								
ZZZZZZ			10:31																								
ZZZZZZ			10:33																								
ZZZZZZ			10:35																								
ZZZZZZ			10:38																								
ZZZZZZ			10:40																								
CCV 240-185184/10-A			10:42																								
CCB 240-185184/11-A			10:44																								
ZZZZZZ			10:46																								
ZZZZZZ			10:48																								
ZZZZZZ			10:50																								
ZZZZZZ			10:52																								
ZZZZZZ			10:54																								
ZZZZZZ			10:57																								
ZZZZZZ			10:59																								
ZZZZZZ			11:01																								
ZZZZZZ			11:03																								
ZZZZZZ			11:06																								
CCV 240-185184/10-A			11:08																								
CCB 240-185184/11-A			11:11																								
CCV 240-185184/10-A			11:52																								
CCB 240-185184/11-A			11:54																								
ZZZZZZ			11:56																								
ZZZZZZ			11:58																								
ZZZZZZ			12:00																								
ZZZZZZ			12:02																								

FORM XIII-IN

13-IN
ANALYSIS RUN LOG
METALS

Lab Name: TestAmerica Canton Job No.: 240-51914-1

SDG No.:

Instrument ID: H4 Analysis Method: 7470A

Start Date: 06/16/2015 09:37 End Date: 06/16/2015 14:54

Lab Sample Id	D/F	Type	Time	Analytes																							
				Hg																							
ZZZZZZ			12:04																								
ZZZZZZ			12:07																								
ZZZZZZ			12:09																								
ZZZZZZ			12:11																								
ZZZZZZ			12:13																								
ZZZZZZ			12:16																								
CCV 240-185184/10-A	1		12:18	X																							
CCB 240-185184/11-A	1		12:20	X																							
ZZZZZZ			12:23																								
ZZZZZZ			12:26																								
ZZZZZZ			12:28																								
ZZZZZZ			12:30																								
ZZZZZZ			12:32																								
ZZZZZZ			12:34																								
ZZZZZZ			12:37																								
ZZZZZZ			12:39																								
ZZZZZZ			12:41																								
MB 240-185093/1-A	1	T	12:43	X																							
CCV 240-185184/10-A	1		12:46	X																							
CCB 240-185184/11-A	1		12:48	X																							
LCS 240-185093/2-A	1	T	12:50	X																							
240-51914-6	1	D	12:52	X																							
240-51914-6 MS	1	D	12:54	X																							
240-51914-6 MSD	1	D	12:56	X																							
240-51914-7	1	D	12:58	X																							
240-51914-8	1	D	13:00	X																							
240-51914-9	1	D	13:02	X																							
240-51914-10	1	D	13:05	X																							
240-51914-11	1	D	13:08	X																							
240-51914-12	1	D	13:10	X																							
CCV 240-185184/10-A	1		13:12	X																							
CCB 240-185184/11-A	1		13:14	X																							
240-51914-13	1	D	13:17	X																							
240-51914-14	1	D	13:19	X																							
240-51914-15	1	D	13:22	X																							
240-51914-16	1	D	13:24	X																							
240-51914-17	1	D	13:26	X																							
240-51914-18	1	D	13:28	X																							
240-51914-19	1	D	13:30	X																							
240-51914-20	1	D	13:32	X																							
240-51914-21	1	D	13:34	X																							
240-51914-22	1	D	13:37	X																							

FORM XIII-IN

13-IN
ANALYSIS RUN LOG
METALS

Lab Name: TestAmerica Canton Job No.: 240-51914-1

SDG No.:

Instrument ID: H4 Analysis Method: 7470A

Start Date: 06/16/2015 09:37 End Date: 06/16/2015 14:54

Lab Sample Id	D/F	Type	Time	Analytes																							
				Hg																							
CCV 240-185184/10-A	1		13:39	X																							
CCB 240-185184/11-A	1		13:41	X																							
240-51914-23	1	D	13:44	X																							
240-51914-24	1	D	13:46	X																							
240-51914-25	1	D	13:48	X																							
MB 240-185096/1-A	1	T	13:50	X																							
LCS 240-185096/2-A	1	T	13:52	X																							
ZZZZZZ			13:54																								
240-51869-F-2-E MS	1	T	13:57	X																							
240-51869-F-2-F MSD	1	T	13:59	X																							
ZZZZZZ			14:01																								
ZZZZZZ			14:03																								
CCV 240-185184/10-A	1		14:05	X																							
CCB 240-185184/11-A	1		14:07	X																							
ZZZZZZ			14:10																								
ZZZZZZ			14:12																								
ZZZZZZ			14:14																								
240-51914-26	1	D	14:16	X																							
240-51914-27	1	D	14:18	X																							
240-51914-28	1	D	14:20	X																							
240-51914-29	1	D	14:22	X																							
240-51914-30	1	D	14:25	X																							
240-51914-31	1	D	14:27	X																							
240-51914-32	1	D	14:29	X																							
CCV 240-185184/10-A	1		14:31	X																							
CCB 240-185184/11-A	1		14:34	X																							
240-51914-33	1	D	14:36	X																							
240-51914-34	1	D	14:38	X																							
240-51914-35	1	D	14:40	X																							
240-51914-36	1	D	14:42	X																							
ZZZZZZ			14:45																								
ZZZZZZ			14:47																								
ZZZZZZ			14:49																								
CCV 240-185184/10-A	1		14:52	X																							
CCB 240-185184/11-A	1		14:54	X																							

Prep Types:
D = Dissolved
T = Total/NA

FORM XIII-IN

METALS BATCH WORKSHEET

Lab Name: TestAmerica Canton Job No.: 240-51914-1

SDG No.:

Batch Number: 185092 Batch Start Date: 06/15/15 08:03 Batch Analyst: Lecorchick, Willis A

Batch Method: 3005A Batch End Date: 06/15/15 16:03

Lab Sample ID	Client Sample ID	Method Chain	Basis	InitialAmount	FinalAmount	MTICPMS2 00021	MTICPMSA 00023	MTICPMSB 00023	MTTMHCL 00070
MB 240-185092/1		3005A, 6020		50 mL	50 mL				2.5 mL
LCS 240-185092/2		3005A, 6020		50 mL	50 mL	0.5 mL	0.5 mL	0.5 mL	2.5 mL
240-51914-D-6	MSA-SW38B-061115	3005A, 6020	D	50 mL	50 mL				2.5 mL
240-51914-D-6 MS	MSA-SW38B-061115	3005A, 6020	D	50 mL	50 mL	0.5 mL	0.5 mL	0.5 mL	2.5 mL
240-51914-D-6 MSD	MSA-SW38B-061115	3005A, 6020	D	50 mL	50 mL	0.5 mL	0.5 mL	0.5 mL	2.5 mL
240-51914-D-7	MSA-SW38C-061115	3005A, 6020	D	50 mL	50 mL				2.5 mL
240-51914-D-8	MSA-SW38D-061115	3005A, 6020	D	50 mL	50 mL				2.5 mL
240-51914-D-9	MSA-SW39A-061115	3005A, 6020	D	50 mL	50 mL				2.5 mL
240-51914-D-10	MSA-SW39B-061115	3005A, 6020	D	50 mL	50 mL				2.5 mL
240-51914-D-11	MSA-SW39C-061115	3005A, 6020	D	50 mL	50 mL				2.5 mL
240-51914-D-12	MSA-SW39D-061115	3005A, 6020	D	50 mL	50 mL				2.5 mL
240-51914-D-13	MSA-SW40A-061115	3005A, 6020	D	50 mL	50 mL				2.5 mL
240-51914-D-14	MSA-SW40B-061115	3005A, 6020	D	50 mL	50 mL				2.5 mL
240-51914-D-15	MSA-SW40C-061115	3005A, 6020	D	50 mL	50 mL				2.5 mL
240-51914-D-16	MSA-SW40D-061115	3005A, 6020	D	50 mL	50 mL				2.5 mL
240-51914-D-17	MSA-SW41A-061115	3005A, 6020	D	50 mL	50 mL				2.5 mL
240-51914-D-18	MSA-SW41B-061115	3005A, 6020	D	50 mL	50 mL				2.5 mL
240-51914-D-19	MSA-SW41C-061115	3005A, 6020	D	50 mL	50 mL				2.5 mL
240-51914-D-20	MSA-SW41D-061115	3005A, 6020	D	50 mL	50 mL				2.5 mL
240-51914-D-21	MSA-SW42A-061115	3005A, 6020	D	50 mL	50 mL				2.5 mL
240-51914-D-22	MSA-SW42B-061115	3005A, 6020	D	50 mL	50 mL				2.5 mL
240-51914-D-23	MSA-SW42C-061115	3005A, 6020	D	50 mL	50 mL				2.5 mL
240-51914-D-24	MSA-SW42D-061115	3005A, 6020	D	50 mL	50 mL				2.5 mL
240-51914-D-25	MSA-SW43A-061115	3005A, 6020	D	50 mL	50 mL				2.5 mL

Lab Sample ID	Client Sample ID	Method Chain	Basis	MTTMHNO3 00059					
MB 240-185092/1		3005A, 6020		1 mL					
LCS 240-185092/2		3005A, 6020		1 mL					

The pound sign (#) in the amount added field denotes that the reagent was used undiluted. All calculations are performed using the stated concentration for this reagent.

METALS BATCH WORKSHEET

Lab Name: TestAmerica Canton Job No.: 240-51914-1

SDG No.:

Batch Number: 185092 Batch Start Date: 06/15/15 08:03 Batch Analyst: Lecorchick, Willis A

Batch Method: 3005A Batch End Date: 06/15/15 16:03

Lab Sample ID	Client Sample ID	Method Chain	Basis	MTTMHNO3 00059					
240-51914-D-6	MSA-SW38B-061115	3005A, 6020	D	1 mL					
240-51914-D-6 MS	MSA-SW38B-061115	3005A, 6020	D	1 mL					
240-51914-D-6 MSD	MSA-SW38B-061115	3005A, 6020	D	1 mL					
240-51914-D-7	MSA-SW38C-061115	3005A, 6020	D	1 mL					
240-51914-D-8	MSA-SW38D-061115	3005A, 6020	D	1 mL					
240-51914-D-9	MSA-SW39A-061115	3005A, 6020	D	1 mL					
240-51914-D-10	MSA-SW39B-061115	3005A, 6020	D	1 mL					
240-51914-D-11	MSA-SW39C-061115	3005A, 6020	D	1 mL					
240-51914-D-12	MSA-SW39D-061115	3005A, 6020	D	1 mL					
240-51914-D-13	MSA-SW40A-061115	3005A, 6020	D	1 mL					
240-51914-D-14	MSA-SW40B-061115	3005A, 6020	D	1 mL					
240-51914-D-15	MSA-SW40C-061115	3005A, 6020	D	1 mL					
240-51914-D-16	MSA-SW40D-061115	3005A, 6020	D	1 mL					
240-51914-D-17	MSA-SW41A-061115	3005A, 6020	D	1 mL					
240-51914-D-18	MSA-SW41B-061115	3005A, 6020	D	1 mL					
240-51914-D-19	MSA-SW41C-061115	3005A, 6020	D	1 mL					
240-51914-D-20	MSA-SW41D-061115	3005A, 6020	D	1 mL					
240-51914-D-21	MSA-SW42A-061115	3005A, 6020	D	1 mL					
240-51914-D-22	MSA-SW42B-061115	3005A, 6020	D	1 mL					
240-51914-D-23	MSA-SW42C-061115	3005A, 6020	D	1 mL					
240-51914-D-24	MSA-SW42D-061115	3005A, 6020	D	1 mL					
240-51914-D-25	MSA-SW43A-061115	3005A, 6020	D	1 mL					

Batch Notes	
Filter Paper Lot Number	9627499
Hot Block ID number	C4
Pipette ID	383363-383364
Digestion Tube/Cup Lot #	1501179

The pound sign (#) in the amount added field denotes that the reagent was used undiluted. All calculations are performed using the stated concentration for this reagent.

METALS BATCH WORKSHEET

Lab Name: TestAmerica Canton Job No.: 240-51914-1

SDG No.:

Batch Number: 185092 Batch Start Date: 06/15/15 08:03 Batch Analyst: Lecorchick, Willis A

Batch Method: 3005A Batch End Date: 06/15/15 16:03

Basis	Basis Description
D	Dissolved

The pound sign (#) in the amount added field denotes that the reagent was used undiluted. All calculations are performed using the stated concentration for this reagent.

METALS BATCH WORKSHEET

Lab Name: TestAmerica Canton Job No.: 240-51914-1

SDG No.:

Batch Number: 185094 Batch Start Date: 06/15/15 08:11 Batch Analyst: Lecorchick, Willis A

Batch Method: 3005A Batch End Date: 06/15/15 16:11

Lab Sample ID	Client Sample ID	Method Chain	Basis	InitialAmount	FinalAmount	MTICPMS2 00021	MTICPMSA 00023	MTICPMSB 00023	MTTMHCL 00070
MB 240-185094/1		3005A, 6020		50 mL	50 mL				2.5 mL
LCS 240-185094/2		3005A, 6020		50 mL	50 mL	0.5 mL	0.5 mL	0.5 mL	2.5 mL
240-51869-F-2 MS		3005A, 6020	R	50 mL	50 mL	0.5 mL	0.5 mL	0.5 mL	2.5 mL
240-51869-F-2 MSD		3005A, 6020	R	50 mL	50 mL	0.5 mL	0.5 mL	0.5 mL	2.5 mL
240-51914-D-26	MSA-SW43B-061115	3005A, 6020	D	50 mL	50 mL				2.5 mL
240-51914-D-27	MSA-SW43C-061115	3005A, 6020	D	50 mL	50 mL				2.5 mL
240-51914-D-28	MSA-SW43D-061115	3005A, 6020	D	50 mL	50 mL				2.5 mL
240-51914-D-29	MSA-SW44A-061115	3005A, 6020	D	50 mL	50 mL				2.5 mL
240-51914-D-30	MSA-SW44B-061115	3005A, 6020	D	50 mL	50 mL				2.5 mL
240-51914-D-31	MSA-SW44C-061115	3005A, 6020	D	50 mL	50 mL				2.5 mL
240-51914-D-32	MSA-SW44D-061115	3005A, 6020	D	50 mL	50 mL				2.5 mL
240-51914-D-33	MSA-SW45A-061115	3005A, 6020	D	50 mL	50 mL				2.5 mL
240-51914-D-34	MSA-SW45B-061115	3005A, 6020	D	50 mL	50 mL				2.5 mL
240-51914-D-35	MSA-SW45C-061115	3005A, 6020	D	50 mL	50 mL				2.5 mL
240-51914-D-36	MSA-SW45D-061115	3005A, 6020	D	50 mL	50 mL				2.5 mL

Lab Sample ID	Client Sample ID	Method Chain	Basis	MTTMHNO3 00059					
MB 240-185094/1		3005A, 6020		1 mL					
LCS 240-185094/2		3005A, 6020		1 mL					
240-51869-F-2 MS		3005A, 6020	R	1 mL					
240-51869-F-2 MSD		3005A, 6020	R	1 mL					
240-51914-D-26	MSA-SW43B-061115	3005A, 6020	D	1 mL					
240-51914-D-27	MSA-SW43C-061115	3005A, 6020	D	1 mL					
240-51914-D-28	MSA-SW43D-061115	3005A, 6020	D	1 mL					
240-51914-D-29	MSA-SW44A-061115	3005A, 6020	D	1 mL					
240-51914-D-30	MSA-SW44B-061115	3005A, 6020	D	1 mL					
240-51914-D-31	MSA-SW44C-061115	3005A, 6020	D	1 mL					

The pound sign (#) in the amount added field denotes that the reagent was used undiluted. All calculations are performed using the stated concentration for this reagent.

METALS BATCH WORKSHEET

Lab Name: TestAmerica Canton Job No.: 240-51914-1

SDG No.:

Batch Number: 185094 Batch Start Date: 06/15/15 08:11 Batch Analyst: Lecorchick, Willis A

Batch Method: 3005A Batch End Date: 06/15/15 16:11

Lab Sample ID	Client Sample ID	Method Chain	Basis	MTTMHNO3 00059					
240-51914-D-32	MSA-SW44D-061115	3005A, 6020	D	1 mL					
240-51914-D-33	MSA-SW45A-061115	3005A, 6020	D	1 mL					
240-51914-D-34	MSA-SW45B-061115	3005A, 6020	D	1 mL					
240-51914-D-35	MSA-SW45C-061115	3005A, 6020	D	1 mL					
240-51914-D-36	MSA-SW45D-061115	3005A, 6020	D	1 mL					

Batch Notes	
Filter Paper Lot Number	9627499
Hot Block ID number	C4
Pipette ID	383363
Digestion Tube/Cup Lot #	1501179

Basis	Basis Description
R	Total Recoverable
D	Dissolved

The pound sign (#) in the amount added field denotes that the reagent was used undiluted. All calculations are performed using the stated concentration for this reagent.

METALS BATCH WORKSHEET

Lab Name: TestAmerica Canton Job No.: 240-51914-1

SDG No.:

Batch Number: 185099 Batch Start Date: 06/15/15 08:28 Batch Analyst: Lecorchick, Willis A

Batch Method: 3005A Batch End Date: 06/15/15 16:28

Lab Sample ID	Client Sample ID	Method Chain	Basis	InitialAmount	FinalAmount	MTICPMS2 00021	MTICPMSA 00023	MTICPMSB 00023	MTTMHCL 00070
MB 240-185099/1		3005A, 6020		50 mL	50 mL				2.5 mL
LCS 240-185099/2		3005A, 6020		50 mL	50 mL	0.5 mL	0.5 mL	0.5 mL	2.5 mL
240-51924-H-41 MS		3005A, 6020	R	50 mL	50 mL	0.5 mL	0.5 mL	0.5 mL	2.5 mL
240-51924-H-41 MSD		3005A, 6020	R	50 mL	50 mL	0.5 mL	0.5 mL	0.5 mL	2.5 mL
240-51914-D-1	MSA-SW37A-061115	3005A, 6020	D	50 mL	50 mL				2.5 mL
240-51914-D-2	MSA-SW37B-061115	3005A, 6020	D	50 mL	50 mL				2.5 mL
240-51914-D-3	MSA-SW37C-061115	3005A, 6020	D	50 mL	50 mL				2.5 mL
240-51914-D-4	MSA-SW37D-061115	3005A, 6020	D	50 mL	50 mL				2.5 mL
240-51914-D-5	MSA-SW38A-061115	3005A, 6020	D	50 mL	50 mL				2.5 mL

Lab Sample ID	Client Sample ID	Method Chain	Basis	MTTMHNO3 00059					
MB 240-185099/1		3005A, 6020		1 mL					
LCS 240-185099/2		3005A, 6020		1 mL					
240-51924-H-41 MS		3005A, 6020	R	1 mL					
240-51924-H-41 MSD		3005A, 6020	R	1 mL					
240-51914-D-1	MSA-SW37A-061115	3005A, 6020	D	1 mL					
240-51914-D-2	MSA-SW37B-061115	3005A, 6020	D	1 mL					
240-51914-D-3	MSA-SW37C-061115	3005A, 6020	D	1 mL					
240-51914-D-4	MSA-SW37D-061115	3005A, 6020	D	1 mL					
240-51914-D-5	MSA-SW38A-061115	3005A, 6020	D	1 mL					

Batch Notes	
Filter Paper Lot Number	9627499
Hot Block ID number	HB4
Pipette ID	383363
Digestion Tube/Cup Lot #	1501179

The pound sign (#) in the amount added field denotes that the reagent was used undiluted. All calculations are performed using the stated concentration for this reagent.

METALS BATCH WORKSHEET

Lab Name: TestAmerica Canton Job No.: 240-51914-1

SDG No.:

Batch Number: 185099 Batch Start Date: 06/15/15 08:28 Batch Analyst: Lecorchick, Willis A

Batch Method: 3005A Batch End Date: 06/15/15 16:28

Basis	Basis Description
R	Total Recoverable
D	Dissolved

The pound sign (#) in the amount added field denotes that the reagent was used undiluted. All calculations are performed using the stated concentration for this reagent.

METALS BATCH WORKSHEET

Lab Name: TestAmerica Canton Job No.: 240-51914-1

SDG No.:

Batch Number: 185093 Batch Start Date: 06/15/15 14:00 Batch Analyst: Lecorchick, Willis A

Batch Method: 7470A Batch End Date: 06/15/15 16:00

Lab Sample ID	Client Sample ID	Method Chain	Basis	InitialAmount	FinalAmount	K2S2O8 00027	MTH2S04 00021	MTHGCALW 00932	MTKMN04W 00086
MB 240-185093/1		7470A, 7470A		50 mL	50 mL	4 mL	2.5 mL		7.5 mL
LCS 240-185093/2		7470A, 7470A		50 mL	50 mL	4 mL	2.5 mL	2.5 mL	7.5 mL
240-51914-D-6	MSA-SW38B-061115	7470A, 7470A	D	50 mL	50 mL	4 mL	2.5 mL		7.5 mL
240-51914-D-6 MS	MSA-SW38B-061115	7470A, 7470A	D	50 mL	50 mL	4 mL	2.5 mL	0.5 mL	7.5 mL
240-51914-D-6 MSD	MSA-SW38B-061115	7470A, 7470A	D	50 mL	50 mL	4 mL	2.5 mL	0.5 mL	7.5 mL
240-51914-D-7	MSA-SW38C-061115	7470A, 7470A	D	50 mL	50 mL	4 mL	2.5 mL		7.5 mL
240-51914-D-8	MSA-SW38D-061115	7470A, 7470A	D	50 mL	50 mL	4 mL	2.5 mL		7.5 mL
240-51914-D-9	MSA-SW39A-061115	7470A, 7470A	D	50 mL	50 mL	4 mL	2.5 mL		7.5 mL
240-51914-D-10	MSA-SW39B-061115	7470A, 7470A	D	50 mL	50 mL	4 mL	2.5 mL		7.5 mL
240-51914-D-11	MSA-SW39C-061115	7470A, 7470A	D	50 mL	50 mL	4 mL	2.5 mL		7.5 mL
240-51914-D-12	MSA-SW39D-061115	7470A, 7470A	D	50 mL	50 mL	4 mL	2.5 mL		7.5 mL
240-51914-D-13	MSA-SW40A-061115	7470A, 7470A	D	50 mL	50 mL	4 mL	2.5 mL		7.5 mL
240-51914-D-14	MSA-SW40B-061115	7470A, 7470A	D	50 mL	50 mL	4 mL	2.5 mL		7.5 mL
240-51914-D-15	MSA-SW40C-061115	7470A, 7470A	D	50 mL	50 mL	4 mL	2.5 mL		7.5 mL
240-51914-D-16	MSA-SW40D-061115	7470A, 7470A	D	50 mL	50 mL	4 mL	2.5 mL		7.5 mL
240-51914-D-17	MSA-SW41A-061115	7470A, 7470A	D	50 mL	50 mL	4 mL	2.5 mL		7.5 mL
240-51914-D-18	MSA-SW41B-061115	7470A, 7470A	D	50 mL	50 mL	4 mL	2.5 mL		7.5 mL
240-51914-D-19	MSA-SW41C-061115	7470A, 7470A	D	50 mL	50 mL	4 mL	2.5 mL		7.5 mL
240-51914-D-20	MSA-SW41D-061115	7470A, 7470A	D	50 mL	50 mL	4 mL	2.5 mL		7.5 mL
240-51914-D-21	MSA-SW42A-061115	7470A, 7470A	D	50 mL	50 mL	4 mL	2.5 mL		7.5 mL
240-51914-D-22	MSA-SW42B-061115	7470A, 7470A	D	50 mL	50 mL	4 mL	2.5 mL		7.5 mL
240-51914-D-23	MSA-SW42C-061115	7470A, 7470A	D	50 mL	50 mL	4 mL	2.5 mL		7.5 mL
240-51914-D-24	MSA-SW42D-061115	7470A, 7470A	D	50 mL	50 mL	4 mL	2.5 mL		7.5 mL
240-51914-D-25	MSA-SW43A-061115	7470A, 7470A	D	50 mL	50 mL	4 mL	2.5 mL		7.5 mL

Lab Sample ID	Client Sample ID	Method Chain	Basis	MTTMHNO3 00059					
MB 240-185093/1		7470A, 7470A		1.25 mL					
LCS 240-185093/2		7470A, 7470A		1.25 mL					

The pound sign (#) in the amount added field denotes that the reagent was used undiluted. All calculations are performed using the stated concentration for this reagent.

METALS BATCH WORKSHEET

Lab Name: TestAmerica Canton Job No.: 240-51914-1

SDG No.:

Batch Number: 185093 Batch Start Date: 06/15/15 14:00 Batch Analyst: Lecorchick, Willis A

Batch Method: 7470A Batch End Date: 06/15/15 16:00

Lab Sample ID	Client Sample ID	Method Chain	Basis	MTTMHNO3 00059					
240-51914-D-6	MSA-SW38B-061115	7470A, 7470A	D	1.25 mL					
240-51914-D-6 MS	MSA-SW38B-061115	7470A, 7470A	D	1.25 mL					
240-51914-D-6 MSD	MSA-SW38B-061115	7470A, 7470A	D	1.25 mL					
240-51914-D-7	MSA-SW38C-061115	7470A, 7470A	D	1.25 mL					
240-51914-D-8	MSA-SW38D-061115	7470A, 7470A	D	1.25 mL					
240-51914-D-9	MSA-SW39A-061115	7470A, 7470A	D	1.25 mL					
240-51914-D-10	MSA-SW39B-061115	7470A, 7470A	D	1.25 mL					
240-51914-D-11	MSA-SW39C-061115	7470A, 7470A	D	1.25 mL					
240-51914-D-12	MSA-SW39D-061115	7470A, 7470A	D	1.25 mL					
240-51914-D-13	MSA-SW40A-061115	7470A, 7470A	D	1.25 mL					
240-51914-D-14	MSA-SW40B-061115	7470A, 7470A	D	1.25 mL					
240-51914-D-15	MSA-SW40C-061115	7470A, 7470A	D	1.25 mL					
240-51914-D-16	MSA-SW40D-061115	7470A, 7470A	D	1.25 mL					
240-51914-D-17	MSA-SW41A-061115	7470A, 7470A	D	1.25 mL					
240-51914-D-18	MSA-SW41B-061115	7470A, 7470A	D	1.25 mL					
240-51914-D-19	MSA-SW41C-061115	7470A, 7470A	D	1.25 mL					
240-51914-D-20	MSA-SW41D-061115	7470A, 7470A	D	1.25 mL					
240-51914-D-21	MSA-SW42A-061115	7470A, 7470A	D	1.25 mL					
240-51914-D-22	MSA-SW42B-061115	7470A, 7470A	D	1.25 mL					
240-51914-D-23	MSA-SW42C-061115	7470A, 7470A	D	1.25 mL					
240-51914-D-24	MSA-SW42D-061115	7470A, 7470A	D	1.25 mL					
240-51914-D-25	MSA-SW43A-061115	7470A, 7470A	D	1.25 mL					

Batch Notes	
Hot Block ID number	B1
Pipette ID	383363-383366
Digestion Tube/Cup Lot #	1501179

The pound sign (#) in the amount added field denotes that the reagent was used undiluted. All calculations are performed using the stated concentration for this reagent.

METALS BATCH WORKSHEET

Lab Name: TestAmerica Canton Job No.: 240-51914-1

SDG No.:

Batch Number: 185093 Batch Start Date: 06/15/15 14:00 Batch Analyst: Lecorchick, Willis A

Batch Method: 7470A Batch End Date: 06/15/15 16:00

Basis	Basis Description
D	Dissolved

The pound sign (#) in the amount added field denotes that the reagent was used undiluted. All calculations are performed using the stated concentration for this reagent.

METALS BATCH WORKSHEET

Lab Name: TestAmerica Canton Job No.: 240-51914-1

SDG No.:

Batch Number: 185096 Batch Start Date: 06/15/15 14:00 Batch Analyst: Lecorchick, Willis A

Batch Method: 7470A Batch End Date: 06/15/15 16:00

Lab Sample ID	Client Sample ID	Method Chain	Basis	InitialAmount	FinalAmount	K2S2O8 00027	MTH2S04 00021	MTHGCALW 00932	MTKMN04W 00086
MB 240-185096/1		7470A, 7470A		50 mL	50 mL	4 mL	2.5 mL		7.5 mL
LCS 240-185096/2		7470A, 7470A		50 mL	50 mL	4 mL	2.5 mL	2.5 mL	7.5 mL
240-51869-F-2 MS		7470A, 7470A	T	50 mL	50 mL	4 mL	2.5 mL	0.5 mL	7.5 mL
240-51869-F-2 MSD		7470A, 7470A	T	50 mL	50 mL	4 mL	2.5 mL	0.5 mL	7.5 mL
240-51914-D-26	MSA-SW43B-061115	7470A, 7470A	D	50 mL	50 mL	4 mL	2.5 mL		7.5 mL
240-51914-D-27	MSA-SW43C-061115	7470A, 7470A	D	50 mL	50 mL	4 mL	2.5 mL		7.5 mL
240-51914-D-28	MSA-SW43D-061115	7470A, 7470A	D	50 mL	50 mL	4 mL	2.5 mL		7.5 mL
240-51914-D-29	MSA-SW44A-061115	7470A, 7470A	D	50 mL	50 mL	4 mL	2.5 mL		7.5 mL
240-51914-D-30	MSA-SW44B-061115	7470A, 7470A	D	50 mL	50 mL	4 mL	2.5 mL		7.5 mL
240-51914-D-31	MSA-SW44C-061115	7470A, 7470A	D	50 mL	50 mL	4 mL	2.5 mL		7.5 mL
240-51914-D-32	MSA-SW44D-061115	7470A, 7470A	D	50 mL	50 mL	4 mL	2.5 mL		7.5 mL
240-51914-D-33	MSA-SW45A-061115	7470A, 7470A	D	50 mL	50 mL	4 mL	2.5 mL		7.5 mL
240-51914-D-34	MSA-SW45B-061115	7470A, 7470A	D	50 mL	50 mL	4 mL	2.5 mL		7.5 mL
240-51914-D-35	MSA-SW45C-061115	7470A, 7470A	D	50 mL	50 mL	4 mL	2.5 mL		7.5 mL
240-51914-D-36	MSA-SW45D-061115	7470A, 7470A	D	50 mL	50 mL	4 mL	2.5 mL		7.5 mL

Lab Sample ID	Client Sample ID	Method Chain	Basis	MTTMHNO3 00059					
MB 240-185096/1		7470A, 7470A		1.25 mL					
LCS 240-185096/2		7470A, 7470A		1.25 mL					
240-51869-F-2 MS		7470A, 7470A	T	1.25 mL					
240-51869-F-2 MSD		7470A, 7470A	T	1.25 mL					
240-51914-D-26	MSA-SW43B-061115	7470A, 7470A	D	1.25 mL					
240-51914-D-27	MSA-SW43C-061115	7470A, 7470A	D	1.25 mL					
240-51914-D-28	MSA-SW43D-061115	7470A, 7470A	D	1.25 mL					
240-51914-D-29	MSA-SW44A-061115	7470A, 7470A	D	1.25 mL					
240-51914-D-30	MSA-SW44B-061115	7470A, 7470A	D	1.25 mL					
240-51914-D-31	MSA-SW44C-061115	7470A, 7470A	D	1.25 mL					

The pound sign (#) in the amount added field denotes that the reagent was used undiluted. All calculations are performed using the stated concentration for this reagent.

METALS BATCH WORKSHEET

Lab Name: TestAmerica Canton Job No.: 240-51914-1

SDG No.:

Batch Number: 185096 Batch Start Date: 06/15/15 14:00 Batch Analyst: Lecorchick, Willis A

Batch Method: 7470A Batch End Date: 06/15/15 16:00

Lab Sample ID	Client Sample ID	Method Chain	Basis	MTTMHNO3 00059					
240-51914-D-32	MSA-SW44D-061115	7470A, 7470A	D	1.25 mL					
240-51914-D-33	MSA-SW45A-061115	7470A, 7470A	D	1.25 mL					
240-51914-D-34	MSA-SW45B-061115	7470A, 7470A	D	1.25 mL					
240-51914-D-35	MSA-SW45C-061115	7470A, 7470A	D	1.25 mL					
240-51914-D-36	MSA-SW45D-061115	7470A, 7470A	D	1.25 mL					

Batch Notes	
Hot Block ID number	C1
Pipette ID	383363-383366
Digestion Tube/Cup Lot #	1501179

Basis	Basis Description
T	Total/NA
D	Dissolved

The pound sign (#) in the amount added field denotes that the reagent was used undiluted. All calculations are performed using the stated concentration for this reagent.

METALS BATCH WORKSHEET

Lab Name: TestAmerica Canton Job No.: 240-51914-1

SDG No.:

Batch Number: 185104 Batch Start Date: 06/15/15 14:00 Batch Analyst: Lecorchick, Willis A

Batch Method: 7470A Batch End Date: 06/15/15 16:00

Lab Sample ID	Client Sample ID	Method Chain	Basis	InitialAmount	FinalAmount	K2S2O8 00027	MTH2S04 00021	MTHGCALW 00932	MTKMN04W 00086
MB 240-185104/1		7470A, 7470A		50 mL	50 mL	4 mL	2.5 mL		7.5 mL
LCS 240-185104/2		7470A, 7470A		50 mL	50 mL	4 mL	2.5 mL	2.5 mL	7.5 mL
240-51924-H-41 MS		7470A, 7470A	T	50 mL	50 mL	4 mL	2.5 mL	0.5 mL	7.5 mL
240-51924-H-41 MSD		7470A, 7470A	T	50 mL	50 mL	4 mL	2.5 mL	0.5 mL	7.5 mL
240-51914-D-1	MSA-SW37A-061115	7470A, 7470A	D	50 mL	50 mL	4 mL	2.5 mL		7.5 mL
240-51914-D-2	MSA-SW37B-061115	7470A, 7470A	D	50 mL	50 mL	4 mL	2.5 mL		7.5 mL
240-51914-D-3	MSA-SW37C-061115	7470A, 7470A	D	50 mL	50 mL	4 mL	2.5 mL		7.5 mL
240-51914-D-4	MSA-SW37D-061115	7470A, 7470A	D	50 mL	50 mL	4 mL	2.5 mL		7.5 mL
240-51914-D-5	MSA-SW38A-061115	7470A, 7470A	D	50 mL	50 mL	4 mL	2.5 mL		7.5 mL

Lab Sample ID	Client Sample ID	Method Chain	Basis	MTTMHNO3 00059					
MB 240-185104/1		7470A, 7470A		1.25 mL					
LCS 240-185104/2		7470A, 7470A		1.25 mL					
240-51924-H-41 MS		7470A, 7470A	T	1.25 mL					
240-51924-H-41 MSD		7470A, 7470A	T	1.25 mL					
240-51914-D-1	MSA-SW37A-061115	7470A, 7470A	D	1.25 mL					
240-51914-D-2	MSA-SW37B-061115	7470A, 7470A	D	1.25 mL					
240-51914-D-3	MSA-SW37C-061115	7470A, 7470A	D	1.25 mL					
240-51914-D-4	MSA-SW37D-061115	7470A, 7470A	D	1.25 mL					
240-51914-D-5	MSA-SW38A-061115	7470A, 7470A	D	1.25 mL					

Batch Notes	
Hot Block ID number	C1
Pipette ID	383363-383366
Digestion Tube/Cup Lot #	1501179

The pound sign (#) in the amount added field denotes that the reagent was used undiluted. All calculations are performed using the stated concentration for this reagent.

METALS BATCH WORKSHEET

Lab Name: TestAmerica Canton Job No.: 240-51914-1

SDG No.:

Batch Number: 185104 Batch Start Date: 06/15/15 14:00 Batch Analyst: Lecorchick, Willis A

Batch Method: 7470A Batch End Date: 06/15/15 16:00

Basis	Basis Description
T	Total/NA
D	Dissolved

The pound sign (#) in the amount added field denotes that the reagent was used undiluted. All calculations are performed using the stated concentration for this reagent.

METALS BATCH WORKSHEET

Lab Name: TestAmerica Canton Job No.: 240-51914-1

SDG No.:

Batch Number: 185184 Batch Start Date: 06/15/15 13:40 Batch Analyst: Lecorchick, Willis A

Batch Method: 7470A Batch End Date: 06/15/15 15:40

Lab Sample ID	Client Sample ID	Method Chain	Basis	InitialAmount	FinalAmount	K2S2O8 00027	MTH2S04 00021	MTHGCALW 00932	MTHgStd 00016
ICV 240-185184/7		7470A, 7470A		50 mL	50 mL	4 mL	2.5 mL		0.25 mL
ICB 240-185184/8		7470A, 7470A		50 mL	50 mL	4 mL	2.5 mL		
CRA 240-185184/9		7470A, 7470A		50 mL	50 mL	4 mL	2.5 mL	0.1 mL	
CCV 240-185184/10		7470A, 7470A		50 mL	50 mL	4 mL	2.5 mL	2.5 mL	
CCB 240-185184/11		7470A, 7470A		50 mL	50 mL	4 mL	2.5 mL		

Lab Sample ID	Client Sample ID	Method Chain	Basis	MTKMN04W 00086	MTTMHNO3 00059				
ICV 240-185184/7		7470A, 7470A		7.5 mL	1.25 mL				
ICB 240-185184/8		7470A, 7470A		7.5 mL	1.25 mL				
CRA 240-185184/9		7470A, 7470A		7.5 mL	1.25 mL				
CCV 240-185184/10		7470A, 7470A		7.5 mL	1.25 mL				
CCB 240-185184/11		7470A, 7470A		7.5 mL	1.25 mL				

Batch Notes	
Hot Block ID number	B1
Pipette ID	52-59L-64
Digestion Tube/Cup Lot #	1501179

Basis	Basis Description

The pound sign (#) in the amount added field denotes that the reagent was used undiluted. All calculations are performed using the stated concentration for this reagent.

9-IN
DETECTION LIMITS
METALS - DISSOLVED

Lab Name: TestAmerica Canton Job Number: 240-51914-1

SDG Number:

Matrix: Water Instrument ID: NOEQUIP

Method: SM 2340B RL Date: 04/14/2011 14:06

Analyte	Wavelength/ Mass	RL (mg/L)	
Calcium hardness as calcium carbonate		12	
Hardness as calcium carbonate		33	
Magnesium hardness as calcium carbonate		21	

FORM IX - IN

9-IN
CALIBRATION BLANK DETECTION LIMITS
METALS - DISSOLVED

Lab Name: TestAmerica Canton Job Number: 240-51914-1

SDG Number:

Matrix: Water Instrument ID: NOEQUIP

Method: SM 2340B XMDL Date: 04/14/2011 14:07

Analyte	Wavelength/ Mass	XRL (ug/L)	XMDL (ug/L)
Calcium hardness as calcium carbonate		12000	325
Hardness as calcium carbonate		33000	465
Magnesium hardness as calcium carbonate		21000	140

FORM IX - IN

13-IN
ANALYSIS RUN LOG
METALS

Lab Name: TestAmerica Canton Job No.: 240-51914-1

SDG No.:

Instrument ID: NOEQUIP Analysis Method: SM 2340B

Start Date: 06/18/2015 10:41 End Date: 06/18/2015 10:41

Lab Sample Id	D/F	Type	Time	Analytes																							
				CaCO3	HardCC	MgHARD																					
240-51914-1	1	D	10:41	X	X	X																					
240-51914-2	1	D	10:41	X	X	X																					
240-51914-3	1	D	10:41	X	X	X																					
240-51914-4	1	D	10:41	X	X	X																					
240-51914-5	1	D	10:41	X	X	X																					
240-51914-6	1	D	10:41	X	X	X																					
240-51914-7	1	D	10:41	X	X	X																					
240-51914-8	1	D	10:41	X	X	X																					
240-51914-9	1	D	10:41	X	X	X																					
240-51914-10	1	D	10:41	X	X	X																					
240-51914-11	1	D	10:41	X	X	X																					
240-51914-12	1	D	10:41	X	X	X																					
240-51914-13	1	D	10:41	X	X	X																					
240-51914-14	1	D	10:41	X	X	X																					
240-51914-15	1	D	10:41	X	X	X																					
240-51914-16	1	D	10:41	X	X	X																					
240-51914-17	1	D	10:41	X	X	X																					
240-51914-18	1	D	10:41	X	X	X																					
240-51914-19	1	D	10:41	X	X	X																					
240-51914-20	1	D	10:41	X	X	X																					
240-51914-21	1	D	10:41	X	X	X																					
240-51914-22	1	D	10:41	X	X	X																					
240-51914-23	1	D	10:41	X	X	X																					
240-51914-24	1	D	10:41	X	X	X																					
240-51914-25	1	D	10:41	X	X	X																					
240-51914-26	1	D	10:41	X	X	X																					
240-51914-27	1	D	10:41	X	X	X																					
240-51914-28	1	D	10:41	X	X	X																					
240-51914-29	1	D	10:41	X	X	X																					
240-51914-30	1	D	10:41	X	X	X																					
240-51914-31	1	D	10:41	X	X	X																					
240-51914-32	1	D	10:41	X	X	X																					
240-51914-33	1	D	10:41	X	X	X																					
240-51914-34	1	D	10:41	X	X	X																					
240-51914-35	1	D	10:41	X	X	X																					
240-51914-36	1	D	10:41	X	X	X																					

Prep Types:
D = Dissolved

FORM XIII-IN

Sample Report

MSA-SW37A-061115
Zinc reported result: 11 ug/L

Calcium (as CaCO3): 93 mg/L
Magnesium (as CaCO3): 320 mg/L

37.154 mg/L * (100 g CaCO3/40 g Ca+2) = 92.9 mg/L Calcium (as CaCO3)
77.973 mg/L * (100 g CaCO3/24 g Mg+2) = 325 mg/L Mg (as CaCO3)

Sample Table

Sample Name	240-51914-d-1-a
Data File Name	068SMPL.d
Data Path Name	D:\Analytical Runs\I10061615B_LITHIUM .b
Acq Date Time	2015-06-16T16:46:58-04:00
Sample Type	Sample
Dilution	1
Comment	
ISTD Ref FileName	002CALB.d
Sample QC Pass/Fail	Fail
ISTD Pass/Fail	Pass

QC Analyte Table

Name	Mass	ISTD Mass	Tune Step	Tune Mode	Conc	FinalConc	Conc %RSD	CPS	%RSD	LDR	QC Flag
Li	7	45	2	NoGas	10.517	10.517	1.45	475609	0.00	10000	
Be	9	45	2	NoGas	0.090	0.090	11.09	1582	0.01	10000	
B	11	45	2	NoGas	327.464	327.464	1.05	1925584	0.02	300	>LDR
Na	23	45	1	He	617397.809	617397.809	0.72	1619024706	0.04	500000	>LDR
Mg	24	45	1	He	77973.474	77973.474	0.73	116894914	0.07	500000	
Al	27	45	1	He	7.623	7.623	10.65	14664	0.05	200000	
K	39	45	1	He	25415.982	25415.982	1.90	46490494	0.05	500000	
Ca	44	45	1	He	37154.752	37154.752	2.04	3375666	1.10	500000	
Ti	47	45	1	He	0.281	0.281	13.46	166	0.17	2500	
V	51	45	1	He	1.637	1.637	3.15	48180	0.00	10000	
Cr	52	45	1	He	2.243	2.243	3.03	41728	0.01	10000	
Mn	55	45	1	He	12.224	12.224	1.20	135933	0.01	10000	
Fe	56	45	1	He	24.882	24.882	23.59	351051	0.01	200000	
Co	59	45	1	He	0.246	0.246	1.56	5428	0.00	10000	
Ni	60	45	1	He	2.629	2.629	6.61	13363	0.02	10000	
Cu	63	45	1	He	7.758	7.758	4.61	108350	0.01	10000	
Zn	66	45	1	He	10.961	10.961	1.80	29924	0.04	10000	
As	75	45	1	He	1.420	1.420	1.95	3519	0.04	10000	
Se	78	115	1	He	0.483	0.483	7.97	327	0.15	10000	
Sr	88	103	1	He	523.790	523.790	1.10	6896872	0.01	10000	
Mo	95	103	1	He	1.571	1.571	1.97	8856	0.02	2000	
Ag	107	103	1	He	0.004	0.004	24.41	128	0.00	300	
Cd	111	115	1	He	0.453	0.453	5.19	3967	0.01	4000	
Sn	118	115	1	He	0.274	0.274	22.51	2660	0.01	2000	
Sb	123	115	1	He	0.274	0.274	5.73	2029	0.01	200	
Ba	137	115	1	He	24.234	24.234	0.37	76272	0.03	10000	
W	182	159	1	He	0.039	0.039	56.80	5053	0.00	2500	
Tl	205	165	1	He	0.011	0.011	37.30	492	0.00	5000	
Pb	208	165	1	He	0.097	0.097	6.22	5003	0.00	4000	

QC ISTD Table

Name	Mass	Tune Step	Tune Mode	CPS	%RSD	Ref CPS	%Rec	%QC Low	%QC High	QC Flag
Li	6	2	NoGas	2036030	0.89	2672961	76.17	70	120	
Sc	45	1	He	1708637	0.64	1879928	90.89	70	120	
Sc	45	2	NoGas	17796057	1.10	18849405	94.41	70	120	
Rh	103	1	He	3189507	0.96	3894597	81.90	70	120	
In	115	1	He	2084266	1.18	2478076	84.11	70	120	
Tb	159	1	He	4060467	0.83	4691491	86.55	70	120	
Ho	165	1	He	3921420	0.90	4548540	86.21	70	120	
Bi	209	1	He	2316511	0.66	2895718	80.00	70	120	

TETRA TECH **INTERNAL CORRESPONDENCE**

TO: **T. APANAVAGE** **DATE:** **AUGUST 6, 2015**

FROM: **LEIGH A. CIOFANI** **COPIES:** **DV FILE**

SUBJECT: **INORGANIC DATA VALIDATION – HEXAVALENT CHROMIUM**
MSA – SURFACE WATER – FULL REVIEW
SAMPLE DELIVERY GROUP (SDG) 2076532

SAMPLES: 36 / Aqueous /

MSA-SW37A-061115	MSA-SW37B-061115	MSA-SW37C-061115
MSA-SW37D-061115	MSA-SW38A-061115	MSA-SW38B-061115
MSA-SW38C-061115	MSA-SW38D-061115	MSA-SW39A-061115
MSA-SW39B-061115	MSA-SW39C-061115	MSA-SW39D-061115
MSA-SW40A-061115	MSA-SW40B-061115	MSA-SW40C-061115
MSA-SW40D-061115	MSA-SW41A-061115	MSA-SW41B-061115
MSA-SW41C-061115	MSA-SW41D-061115	MSA-SW42A-061115
MSA-SW42B-061115	MSA-SW42C-061115	MSA-SW42D-061115
MSA-SW43A-061115	MSA-SW43B-061115	MSA-SW43C-061115
MSA-SW43D-061115	MSA-SW44A-061115	MSA-SW44B-061115
MSA-SW44C-061115	MSA-SW44D-061115	MSA-SW45A-061115
MSA-SW45B-061115	MSA-SW45C-061115	MSA-SW45D-061115

OVERVIEW

The sample set for MSA Surface Water, SDG 2076532, consists of thirty-six (36) aqueous environmental samples. There is no field duplicate pair included in this SDG.

The samples were collected by Tetra Tech on June 11, 2015 and analyzed by ALS Environmental. Analyses were conducted in accordance to EPA Method 218.6 analytical and reporting protocols.

The data contained in this SDG were validated with regard to the following parameters: data completeness, holding times, initial/continuing calibration data, laboratory method/preparation blanks, matrix spike/matrix spike duplicate results, laboratory control sample results, detection limits, and analyte quantitation. Areas of concern with respect to data quality are listed below.

MAJOR PROBLEMS

- None.

MINOR PROBLEMS

- The following samples were analyzed less than one day outside of the 24-hour holding time limit:

MSA-SW37A-061115	MSA-SW37D-061115	MSA-SW38A-061115
MSA-SW38B-061115	MSA-SW38C-061115	MSA-SW38D-061115
MSA-SW39C-061115	MSA-SW39D-061115	MSA-SW41A-061115
MSA-SW41B-061115	MSA-SW41C-061115	MSA-SW41D-061115
MSA-SW42C-061115	MSA-SW42D-061115	MSA-SW43A-061115
MSA-SW44A-061115	MSA-SW44B-061115	MSA-SW44C-061115
MSA-SW44D-061115	MSA-SW45A-061115	MSA-SW45B-061115
MSA-SW45C-061115	MSA-SW45D-061115	

Holding time exceedances were marked on the Form Is by the data validator. Detected results for the aforementioned samples were qualified as estimated (J).

- Detected results reported below the reporting limit (RL) but above the method detection limit (MDL) for the organic analyses were qualified as estimated, (J).

NOTES

The laboratory was contacted to determine if the samples in this SDG were filtered and preserved according to Method 218.6 protocol. The laboratory confirmed that the samples were filtered and preserved per the method prior to analysis.

EXECUTIVE SUMMARY

Laboratory Performance Issues: Detected results in several samples were qualified for holding time noncompliance.

Other Factors Affecting Data Quality: Detected results reported below the RL but above the MDL were qualified as estimated.

The data for these analyses were reviewed with reference to the USEPA National Functional Guidelines for Inorganic Review (January 2010). The text of this report has been formulated to address only those problem areas affecting data quality.

Leigh A. Ciofani

Tetra Tech
Leigh Ciofani
Environmental Scientist/Data Validator

Joseph A. Samchuck

Tetra Tech
Joseph A. Samchuck
Data Validation Manager

Attachments:
Appendix A – Qualified Analytical Results
Appendix B – Results as Reported by the Laboratory
Appendix C – Support Documentation

APPENDIX A

QUALIFIED ANALYTICAL RESULTS

Qualifier Codes:

A = Lab Blank Contamination
B = Field Blank Contamination
C = Calibration Noncompliance (i.e., % RSDs, %Ds, ICVs, CCVs, RRFs, etc.)
C01 = GC/MS Tuning Noncompliance
D = MS/MSD Recovery Noncompliance
E = LCS/LCSD Recovery Noncompliance
F = Lab Duplicate Imprecision
G = Field Duplicate Imprecision
H = Holding Time Exceedance
I = ICP Serial Dilution Noncompliance
J = ICP PDS Recovery Noncompliance; MSA's r < 0.995
K = ICP Interference - includes ICS % R Noncompliance
L = Instrument Calibration Range Exceedance
M = Sample Preservation Noncompliance
N = Internal Standard Noncompliance
N01 = Internal Standard Recovery Noncompliance Dioxins
N02 = Recovery Standard Noncompliance Dioxins
N03 = Clean-up Standard Noncompliance Dioxins
O = Poor Instrument Performance (i.e., base-time drifting)
P = Uncertainty near detection limit (< 2 x IDL for inorganics and <CRQL for organics)
Q = Other problems (can encompass a number of issues; i.e.chromatography,interferences, etc.)
R = Surrogates Recovery Noncompliance
S = Pesticide/PCB Resolution
T = % Breakdown Noncompliance for DDT and Endrin
U = RPD between columns/detectors >40% for positive results determined via GC/HPLC
V = Non-linear calibrations; correlation coefficient r < 0.995
W = EMPC result
X = Signal to noise response drop
Y = Percent solids <30%
Z = Uncertainty at 2 standard deviations is greater than sample activity
Z1 = Tentatively Identified Compound considered presumptively present
Z2 = Tentatively Identified Compound column bleed
Z3 = Tentatively Identified Compound aldol condensate

PROJ_NO: 07335	NSAMPLE	MSA-SW37A-061115			MSA-SW37B-061115			MSA-SW37C-061115			MSA-SW37D-061115		
SDG: 2076532	LAB_ID	2076532001			2076532002			2076532003			2076532004		
FRACTION: MISC	SAMP_DATE	6/11/2015			6/11/2015			6/11/2015			6/11/2015		
MEDIA: WATER	QC_TYPE	NM			NM			NM			NM		
	UNITS	UG/L			UG/L			UG/L			UG/L		
	PCT_SOLIDS	0.0			0.0			0.0			0.0		
	DUP_OF												
PARAMETER		RESULT	VQL	QLCD	RESULT	VQL	QLCD	RESULT	VQL	QLCD	RESULT	VQL	QLCD
HEXAVALENT CHROMIUM		0.14	J	HP	0.14	J	P	0.15	J	P	0.15	J	HP

PROJ_NO: 07335	NSAMPLE	MSA-SW38A-061115			MSA-SW38B-061115			MSA-SW38C-061115			MSA-SW38D-061115		
SDG: 2076532	LAB_ID	2076532005			2076532006			2076532007			2076532008		
FRACTION: MISC	SAMP_DATE	6/11/2015			6/11/2015			6/11/2015			6/11/2015		
MEDIA: WATER	QC_TYPE	NM			NM			NM			NM		
	UNITS	UG/L			UG/L			UG/L			UG/L		
	PCT_SOLIDS	0.0			0.0			0.0			0.0		
	DUP_OF												
PARAMETER		RESULT	VQL	QLCD	RESULT	VQL	QLCD	RESULT	VQL	QLCD	RESULT	VQL	QLCD
HEXAVALENT CHROMIUM		0.15	J	HP	0.14	J	HP	0.15	J	HP	0.14	J	HP

PROJ_NO: 07335	NSAMPLE	MSA-SW39A-061115			MSA-SW39B-061115			MSA-SW39C-061115			MSA-SW39D-061115		
SDG: 2076532	LAB_ID	2076532009			2076532010			2076532011			2076532012		
FRACTION: MISC	SAMP_DATE	6/11/2015			6/11/2015			6/11/2015			6/11/2015		
MEDIA: WATER	QC_TYPE	NM			NM			NM			NM		
	UNITS	UG/L			UG/L			UG/L			UG/L		
	PCT_SOLIDS	0.0			0.0			0.0			0.0		
	DUP_OF												
PARAMETER		RESULT	VQL	QLCD	RESULT	VQL	QLCD	RESULT	VQL	QLCD	RESULT	VQL	QLCD
HEXAVALENT CHROMIUM		0.13	J	P	0.12	J	P	0.13	J	HP	0.13	J	HP

PROJ_NO: 07335	NSAMPLE	MSA-SW40A-061115			MSA-SW40B-061115			MSA-SW40C-061115			MSA-SW40D-061115		
SDG: 2076532	LAB_ID	2076532013			2076532014			2076532015			2076532016		
FRACTION: MISC	SAMP_DATE	6/11/2015			6/11/2015			6/11/2015			6/11/2015		
MEDIA: WATER	QC_TYPE	NM			NM			NM			NM		
	UNITS	UG/L			UG/L			UG/L			UG/L		
	PCT_SOLIDS	0.0			0.0			0.0			0.0		
	DUP_OF												
PARAMETER		RESULT	VQL	QLCD	RESULT	VQL	QLCD	RESULT	VQL	QLCD	RESULT	VQL	QLCD
HEXAVALENT CHROMIUM		0.14	J	P	0.15	J	P	0.16	J	P	0.15	J	P

PROJ_NO: 07335	NSAMPLE	MSA-SW41A-061115			MSA-SW41B-061115			MSA-SW41C-061115			MSA-SW41D-061115		
SDG: 2076532	LAB_ID	2076532017			2076532018			2076532019			2076532020		
FRACTION: MISC	SAMP_DATE	6/11/2015			6/11/2015			6/11/2015			6/11/2015		
MEDIA: WATER	QC_TYPE	NM			NM			NM			NM		
	UNITS	UG/L			UG/L			UG/L			UG/L		
	PCT_SOLIDS	0.0			0.0			0.0			0.0		
	DUP_OF												
PARAMETER		RESULT	VQL	QLCD	RESULT	VQL	QLCD	RESULT	VQL	QLCD	RESULT	VQL	QLCD
HEXAVALENT CHROMIUM		0.15	J	HP	0.15	J	HP	0.15	J	HP	0.15	J	HP

PROJ_NO: 07335	NSAMPLE	MSA-SW42A-061115			MSA-SW42B-061115			MSA-SW42C-061115			MSA-SW42D-061115		
SDG: 2076532	LAB_ID	2076532021			2076532022			2076532023			2076532024		
FRACTION: MISC	SAMP_DATE	6/11/2015			6/11/2015			6/11/2015			6/11/2015		
MEDIA: WATER	QC_TYPE	NM			NM			NM			NM		
	UNITS	UG/L			UG/L			UG/L			UG/L		
	PCT_SOLIDS	0.0			0.0			0.0			0.0		
	DUP_OF												
PARAMETER		RESULT	VQL	QLCD	RESULT	VQL	QLCD	RESULT	VQL	QLCD	RESULT	VQL	QLCD
HEXAVALENT CHROMIUM		0.15	J	P	0.15	J	P	0.15	J	HP	0.15	J	HP

PROJ_NO: 07335	NSAMPLE	MSA-SW43A-061115			MSA-SW43B-061115			MSA-SW43C-061115			MSA-SW43D-061115		
SDG: 2076532	LAB_ID	2076532025			2076532026			2076532027			2076532028		
FRACTION: MISC	SAMP_DATE	6/11/2015			6/11/2015			6/11/2015			6/11/2015		
MEDIA: WATER	QC_TYPE	NM			NM			NM			NM		
	UNITS	UG/L			UG/L			UG/L			UG/L		
	PCT_SOLIDS	0.0			0.0			0.0			0.0		
	DUP_OF												
PARAMETER		RESULT	VQL	QLCD	RESULT	VQL	QLCD	RESULT	VQL	QLCD	RESULT	VQL	QLCD
HEXAVALENT CHROMIUM		0.14	J	HP	0.14	J	P	0.14	J	P	0.12	J	P

PROJ_NO: 07335	NSAMPLE	MSA-SW44A-061115			MSA-SW44B-061115			MSA-SW44C-061115			MSA-SW44D-061115		
SDG: 2076532	LAB_ID	2076532029			2076532030			2076532031			2076532032		
FRACTION: MISC	SAMP_DATE	6/11/2015			6/11/2015			6/11/2015			6/11/2015		
MEDIA: WATER	QC_TYPE	NM			NM			NM			NM		
	UNITS	UG/L			UG/L			UG/L			UG/L		
	PCT_SOLIDS	0.0			0.0			0.0			0.0		
	DUP_OF												
PARAMETER		RESULT	VQL	QLCD	RESULT	VQL	QLCD	RESULT	VQL	QLCD	RESULT	VQL	QLCD
HEXAVALENT CHROMIUM		0.15	J	HP	0.14	J	HP	0.14	J	HP	0.15	J	HP

PROJ_NO: 07335	NSAMPLE	MSA-SW45A-061115			MSA-SW45B-061115			MSA-SW45C-061115			MSA-SW45D-061115		
SDG: 2076532	LAB_ID	2076532033			2076532034			2076532035			2076532036		
FRACTION: MISC	SAMP_DATE	6/11/2015			6/11/2015			6/11/2015			6/11/2015		
MEDIA: WATER	QC_TYPE	NM			NM			NM			NM		
	UNITS	UG/L			UG/L			UG/L			UG/L		
	PCT_SOLIDS	0.0			0.0			0.0			0.0		
	DUP_OF												
PARAMETER		RESULT	VQL	QLCD	RESULT	VQL	QLCD	RESULT	VQL	QLCD	RESULT	VQL	QLCD
HEXAVALENT CHROMIUM		0.14	J	HP	0.14	J	HP	0.14	J	HP	0.14	J	HP

APPENDIX B

RESULTS AS REPORTED BY THE LABORATORY

ALS Environmental
34 Dogwood Lane ■ Middletown, PA 17057 ■ Phone: 717-944-5541 ■ Fax: 717-944-1430 ■ www.alsglobal.com

NELAP Certifications: NJ PA010 , NY 11759 , PA 22-293 DoD ELAP: A2LA 0818.01
State Certifications: DE ID 11 , MA PA0102 , MD 128 , VA 460157 , WV 343

ANALYTICAL RESULTS

Workorder: 2076532 TMM040|112IC07335

Lab ID: **2076532001** Date Collected: 6/11/2015 11:37 Matrix: Water
Sample ID: **MSA-SW37A-061115** Date Received: 6/12/2015 06:55

Parameters	Results	Flag	Units	RDL	MDL	Method	Prepared By	Analyzed	By	*Cntr*
WET CHEMISTRY										
Hexavalent Chromium	0.14J	J1	ug/L	0.25	0.052	EPA 218.6		6/12/15 12:33	FSC	A

Debra J Musser
Ms. Debra J. Musser
Project Coordinator

ALS Environmental
34 Dogwood Lane ▪ Middletown, PA 17057 ▪ Phone: 717-944-5541 ▪ Fax: 717-944-1430 ▪ www.alsglobal.com

NELAP Certifications: NJ PA010 , NY 11759 , PA 22-293 DoD ELAP: A2LA 0818.01
State Certifications: DE ID 11 , MA PA0102 , MD 128 , VA 460157 , WV 343

ANALYTICAL RESULTS

Workorder: 2076532 TMM040|112IC07335

Lab ID: **2076532002** Date Collected: 6/11/2015 11:40 Matrix: Water
Sample ID: **MSA-SW37B-061115** Date Received: 6/12/2015 06:55

Parameters	Results	Flag	Units	RDL	MDL	Method	Prepared By	Analyzed	By	*Cntr*
WET CHEMISTRY										
Hexavalent Chromium	0.14J	J	ug/L	0.25	0.052	EPA 218.6		6/12/15 11:34	FSC	A

Debra J Musser
Ms. Debra J. Musser
Project Coordinator

ALS Environmental
34 Dogwood Lane ▪ Middletown, PA 17057 ▪ Phone: 717-944-5541 ▪ Fax: 717-944-1430 ▪ www.alsglobal.com

NELAP Certifications: NJ PA010 , NY 11759 , PA 22-293 DoD ELAP: A2LA 0818.01
State Certifications: DE ID 11 , MA PA0102 , MD 128 , VA 460157 , WV 343

ANALYTICAL RESULTS

Workorder: 2076532 TMM040|112IC07335

Lab ID: **2076532003** Date Collected: 6/11/2015 11:44 Matrix: Water
Sample ID: **MSA-SW37C-061115** Date Received: 6/12/2015 06:55

Parameters	Results	Flag	Units	RDL	MDL	Method	Prepared By	Analyzed	By	*Cntr*
WET CHEMISTRY										
Hexavalent Chromium	0.15J	J	ug/L	0.25	0.052	EPA 218.6		6/12/15 11:42	FSC	A

Debra J Musser
Ms. Debra J. Musser
Project Coordinator

ALS Environmental
34 Dogwood Lane ■ Middletown, PA 17057 ■ Phone: 717-944-5541 ■ Fax: 717-944-1430 ■ www.alsglobal.com

NELAP Certifications: NJ PA010 , NY 11759 , PA 22-293 DoD ELAP: A2LA 0818.01
State Certifications: DE ID 11 , MA PA0102 , MD 128 , VA 460157 , WV 343

ANALYTICAL RESULTS

Workorder: 2076532 TMM040|112IC07335

Lab ID: **2076532004** Date Collected: 6/11/2015 11:48 Matrix: Water
Sample ID: **MSA-SW37D-061115** Date Received: 6/12/2015 06:55

Parameters	Results	Flag	Units	RDL	MDL	Method	Prepared By	Analyzed	By	*Cntr*
WET CHEMISTRY										
Hexavalent Chromium	0.15J	J12	ug/L	0.25	0.052	EPA 218.6		6/12/15 11:51	FSC	A

Debra J Musser
Ms. Debra J. Musser
Project Coordinator

ALS Environmental
34 Dogwood Lane ■ Middletown, PA 17057 ■ Phone: 717-944-5541 ■ Fax: 717-944-1430 ■ www.alsglobal.com

NELAP Certifications: NJ PA010 , NY 11759 , PA 22-293 DoD ELAP: A2LA 0818.01
State Certifications: DE ID 11 , MA PA0102 , MD 128 , VA 460157 , WV 343

ANALYTICAL RESULTS

Workorder: 2076532 TMM040|112IC07335

Lab ID: **2076532005** Date Collected: 6/11/2015 10:42 Matrix: Water
Sample ID: **MSA-SW38A-061115** Date Received: 6/12/2015 06:55

Parameters	Results	Flag	Units	RDL	MDL	Method	Prepared By	Analyzed	By	*Cntr*
WET CHEMISTRY										
Hexavalent Chromium	0.15J	J1	ug/L	0.25	0.052	EPA 218.6		6/12/15 15:06	FSC	A

Debra J Musser
Ms. Debra J. Musser
Project Coordinator

ALS Environmental
34 Dogwood Lane ■ Middletown, PA 17057 ■ Phone: 717-944-5541 ■ Fax: 717-944-1430 ■ www.alsglobal.com

NELAP Certifications: NJ PA010 , NY 11759 , PA 22-293 DoD ELAP: A2LA 0818.01
State Certifications: DE ID 11 , MA PA0102 , MD 128 , VA 460157 , WV 343

ANALYTICAL RESULTS

Workorder: 2076532 TMM040|112IC07335

Lab ID: **2076532006** Date Collected: 6/11/2015 10:46 Matrix: Water

Sample ID: **MSA-SW38B-061115** Date Received: 6/12/2015 06:55

Parameters	Results	Flag	Units	RDL	MDL	Method	Prepared By	Analyzed	By	*Cntr*
WET CHEMISTRY										
Hexavalent Chromium	0.14J	J1	ug/L	0.25	0.052	EPA 218.6		6/12/15 16:14	FSC	A

Debra J Musser

Ms. Debra J. Musser
Project Coordinator

ALS Environmental
34 Dogwood Lane ■ Middletown, PA 17057 ■ Phone: 717-944-5541 ■ Fax: 717-944-1430 ■ www.alsglobal.com

NELAP Certifications: NJ PA010 , NY 11759 , PA 22-293 DoD ELAP: A2LA 0818.01
State Certifications: DE ID 11 , MA PA0102 , MD 128 , VA 460157 , WV 343

ANALYTICAL RESULTS

Workorder: 2076532 TMM040|112IC07335

Lab ID: **2076532007** Date Collected: 6/11/2015 10:49 Matrix: Water
Sample ID: **MSA-SW38C-061115** Date Received: 6/12/2015 06:55

Parameters	Results	Flag	Units	RDL	MDL	Method	Prepared By	Analyzed	By	*Cntr*
WET CHEMISTRY										
Hexavalent Chromium	0.15J	J1	ug/L	0.25	0.052	EPA 218.6		6/12/15 16:23	FSC	A

Debra J Musser
Ms. Debra J. Musser
Project Coordinator

ALS Environmental
34 Dogwood Lane ■ Middletown, PA 17057 ■ Phone: 717-944-5541 ■ Fax: 717-944-1430 ■ www.alsglobal.com

NELAP Certifications: NJ PA010 , NY 11759 , PA 22-293 DoD ELAP: A2LA 0818.01
State Certifications: DE ID 11 , MA PA0102 , MD 128 , VA 460157 , WV 343

ANALYTICAL RESULTS

Workorder: 2076532 TMM040|112IC07335

Lab ID: **2076532008** Date Collected: 6/11/2015 10:53 Matrix: Water

Sample ID: **MSA-SW38D-061115** Date Received: 6/12/2015 06:55

Parameters	Results	Flag	Units	RDL	MDL	Method	Prepared By	Analyzed	By	*Cntr*
WET CHEMISTRY										
Hexavalent Chromium	0.14J	J1	ug/L	0.25	0.052	EPA 218.6		6/12/15 16:31	FSC	A

Debra J Musser

Ms. Debra J. Musser
Project Coordinator

ALS Environmental
34 Dogwood Lane ▪ Middletown, PA 17057 ▪ Phone: 717-944-5541 ▪ Fax: 717-944-1430 ▪ www.alsglobal.com

NELAP Certifications: NJ PA010 , NY 11759 , PA 22-293 DoD ELAP: A2LA 0818.01
State Certifications: DE ID 11 , MA PA0102 , MD 128 , VA 460157 , WV 343

ANALYTICAL RESULTS

Workorder: 2076532 TMM040|112IC07335

Lab ID: **2076532009** Date Collected: 6/11/2015 08:52 Matrix: Water
Sample ID: **MSA-SW39A-061115** Date Received: 6/12/2015 06:55

Parameters	Results	Flag	Units	RDL	MDL	Method	Prepared By	Analyzed	By	*Cntr*
WET CHEMISTRY										
Hexavalent Chromium	0.13J	J	ug/L	0.25	0.052	EPA 218.6		6/12/15 08:44	FSC	A

Debra J Musser
Ms. Debra J. Musser
Project Coordinator

ALS Environmental
34 Dogwood Lane ▪ Middletown, PA 17057 ▪ Phone: 717-944-5541 ▪ Fax: 717-944-1430 ▪ www.alsglobal.com

NELAP Certifications: NJ PA010 , NY 11759 , PA 22-293 DoD ELAP: A2LA 0818.01
State Certifications: DE ID 11 , MA PA0102 , MD 128 , VA 460157 , WV 343

ANALYTICAL RESULTS

Workorder: 2076532 TMM040|112IC07335

Lab ID: **2076532010** Date Collected: 6/11/2015 08:57 Matrix: Water

Sample ID: **MSA-SW39B-061115** Date Received: 6/12/2015 06:55

Parameters	Results	Flag	Units	RDL	MDL	Method	Prepared By	Analyzed	By	*Cntr*
WET CHEMISTRY										
Hexavalent Chromium	0.12J	J	ug/L	0.25	0.052	EPA 218.6		6/12/15 08:52	FSC	A

Debra J Musser

Ms. Debra J. Musser
Project Coordinator

ALS Environmental
34 Dogwood Lane ■ Middletown, PA 17057 ■ Phone: 717-944-5541 ■ Fax: 717-944-1430 ■ www.alsglobal.com

NELAP Certifications: NJ PA010 , NY 11759 , PA 22-293 DoD ELAP: A2LA 0818.01
State Certifications: DE ID 11 , MA PA0102 , MD 128 , VA 460157 , WV 343

ANALYTICAL RESULTS

Workorder: 2076532 TMM040|112IC07335

Lab ID: **2076532011** Date Collected: 6/11/2015 09:01 Matrix: Water

Sample ID: **MSA-SW39C-061115** Date Received: 6/12/2015 06:55

Parameters	Results	Flag	Units	RDL	MDL	Method	Prepared By	Analyzed	By	*Cntr*
WET CHEMISTRY										
Hexavalent Chromium	0.13J	J1	ug/L	0.25	0.052	EPA 218.6		6/12/15 09:18	FSC	A

Debra J Musser

Ms. Debra J. Musser
Project Coordinator

ALS Environmental
34 Dogwood Lane ■ Middletown, PA 17057 ■ Phone: 717-944-5541 ■ Fax: 717-944-1430 ■ www.alsglobal.com

NELAP Certifications: NJ PA010 , NY 11759 , PA 22-293 DoD ELAP: A2LA 0818.01
State Certifications: DE ID 11 , MA PA0102 , MD 128 , VA 460157 , WV 343

ANALYTICAL RESULTS

Workorder: 2076532 TMM040|112IC07335

Lab ID: **2076532012** Date Collected: 6/11/2015 09:06 Matrix: Water

Sample ID: **MSA-SW39D-061115** Date Received: 6/12/2015 06:55

Parameters	Results	Flag	Units	RDL	MDL	Method	Prepared By	Analyzed	By	*Cntr*
WET CHEMISTRY										
Hexavalent Chromium	0.13J	J1	ug/L	0.25	0.052	EPA 218.6		6/12/15 12:42	FSC	A

Debra J Musser

Ms. Debra J. Musser
Project Coordinator

ALS Environmental
34 Dogwood Lane ▪ Middletown, PA 17057 ▪ Phone: 717-944-5541 ▪ Fax: 717-944-1430 ▪ www.alsglobal.com

NELAP Certifications: NJ PA010 , NY 11759 , PA 22-293 DoD ELAP: A2LA 0818.01
State Certifications: DE ID 11 , MA PA0102 , MD 128 , VA 460157 , WV 343

ANALYTICAL RESULTS

Workorder: 2076532 TMM040|112IC07335

Lab ID: **2076532013** Date Collected: 6/11/2015 11:00 Matrix: Water

Sample ID: **MSA-SW40A-061115** Date Received: 6/12/2015 06:55

Parameters	Results	Flag	Units	RDL	MDL	Method	Prepared By	Analyzed	By	*Cntr*
WET CHEMISTRY										
Hexavalent Chromium	0.14J	J	ug/L	0.25	0.052	EPA 218.6		6/12/15 10:09	FSC	A

Debra J Musser

Ms. Debra J. Musser
Project Coordinator

ALS Environmental
34 Dogwood Lane ■ Middletown, PA 17057 ■ Phone: 717-944-5541 ■ Fax: 717-944-1430 ■ www.alsglobal.com

NELAP Certifications: NJ PA010 , NY 11759 , PA 22-293 DoD ELAP: A2LA 0818.01
State Certifications: DE ID 11 , MA PA0102 , MD 128 , VA 460157 , WV 343

ANALYTICAL RESULTS

Workorder: 2076532 TMM040|112IC07335

Lab ID: **2076532014** Date Collected: 6/11/2015 11:05 Matrix: Water
Sample ID: **MSA-SW40B-061115** Date Received: 6/12/2015 06:55

Parameters	Results	Flag	Units	RDL	MDL	Method	Prepared By	Analyzed	By	*Cntr*
WET CHEMISTRY										
Hexavalent Chromium	0.15J	J	ug/L	0.25	0.052	EPA 218.6		6/12/15 10:17	FSC	A

Debra J Musser
Ms. Debra J. Musser
Project Coordinator

ALS Environmental
34 Dogwood Lane ■ Middletown, PA 17057 ■ Phone: 717-944-5541 ■ Fax: 717-944-1430 ■ www.alsglobal.com

NELAP Certifications: NJ PA010 , NY 11759 , PA 22-293 DoD ELAP: A2LA 0818.01
State Certifications: DE ID 11 , MA PA0102 , MD 128 , VA 460157 , WV 343

ANALYTICAL RESULTS

Workorder: 2076532 TMM040|112IC07335

Lab ID: **2076532015** Date Collected: 6/11/2015 11:08 Matrix: Water

Sample ID: **MSA-SW40C-061115** Date Received: 6/12/2015 06:55

Parameters	Results	Flag	Units	RDL	MDL	Method	Prepared By	Analyzed	By	*Cntr*
WET CHEMISTRY										
Hexavalent Chromium	0.16J	J	ug/L	0.25	0.052	EPA 218.6		6/12/15 10:26	FSC	A

Debra J Musser

Ms. Debra J. Musser
Project Coordinator

ALS Environmental
34 Dogwood Lane ■ Middletown, PA 17057 ■ Phone: 717-944-5541 ■ Fax: 717-944-1430 ■ www.alsglobal.com

NELAP Certifications: NJ PA010 , NY 11759 , PA 22-293 DoD ELAP: A2LA 0818.01
State Certifications: DE ID 11 , MA PA0102 , MD 128 , VA 460157 , WV 343

ANALYTICAL RESULTS

Workorder: 2076532 TMM040|112IC07335

Lab ID: **2076532016** Date Collected: 6/11/2015 11:11 Matrix: Water

Sample ID: **MSA-SW40D-061115** Date Received: 6/12/2015 06:55

Parameters	Results	Flag	Units	RDL	MDL	Method	Prepared By	Analyzed	By	*Cntr*
WET CHEMISTRY										
Hexavalent Chromium	0.15J	J	ug/L	0.25	0.052	EPA 218.6		6/12/15 10:34	FSC	A

Debra J Musser

Ms. Debra J. Musser
Project Coordinator

ALS Environmental
34 Dogwood Lane ■ Middletown, PA 17057 ■ Phone: 717-944-5541 ■ Fax: 717-944-1430 ■ www.alsglobal.com

NELAP Certifications: NJ PA010 , NY 11759 , PA 22-293 DoD ELAP: A2LA 0818.01
State Certifications: DE ID 11 , MA PA0102 , MD 128 , VA 460157 , WV 343

ANALYTICAL RESULTS

Workorder: 2076532 TMM040|112IC07335

Lab ID: **2076532017** Date Collected: 6/11/2015 10:21 Matrix: Water

Sample ID: **MSA-SW41A-061115** Date Received: 6/12/2015 06:55

Parameters	Results	Flag	Units	RDL	MDL	Method	Prepared By	Analyzed	By	*Cntr*
WET CHEMISTRY										
Hexavalent Chromium	0.15J	J1	ug/L	0.25	0.052	EPA 218.6		6/12/15 14:41	FSC	A

Debra J Musser

Ms. Debra J. Musser
Project Coordinator

ALS Environmental
34 Dogwood Lane ▪ Middletown, PA 17057 ▪ Phone: 717-944-5541 ▪ Fax: 717-944-1430 ▪ www.alsglobal.com

NELAP Certifications: NJ PA010 , NY 11759 , PA 22-293 DoD ELAP: A2LA 0818.01
State Certifications: DE ID 11 , MA PA0102 , MD 128 , VA 460157 , WV 343

ANALYTICAL RESULTS

Workorder: 2076532 TMM040|112IC07335

Lab ID: **2076532018** Date Collected: 6/11/2015 10:25 Matrix: Water

Sample ID: **MSA-SW41B-061115** Date Received: 6/12/2015 06:55

Parameters	Results	Flag	Units	RDL	MDL	Method	Prepared By	Analyzed	By	*Cntr*
WET CHEMISTRY										
Hexavalent Chromium	0.15J	J1	ug/L	0.25	0.052	EPA 218.6		6/12/15 14:58	FSC	A

Debra J Musser

Ms. Debra J. Musser
Project Coordinator

ALS Environmental
34 Dogwood Lane ■ Middletown, PA 17057 ■ Phone: 717-944-5541 ■ Fax: 717-944-1430 ■ www.alsglobal.com

NELAP Certifications: NJ PA010 , NY 11759 , PA 22-293 DoD ELAP: A2LA 0818.01
State Certifications: DE ID 11 , MA PA0102 , MD 128 , VA 460157 , WV 343

ANALYTICAL RESULTS

Workorder: 2076532 TMM040|112IC07335

Lab ID: **2076532019** Date Collected: 6/11/2015 10:29 Matrix: Water
Sample ID: **MSA-SW41C-061115** Date Received: 6/12/2015 06:55

Parameters	Results	Flag	Units	RDL	MDL	Method	Prepared By	Analyzed	By	*Cntr*
WET CHEMISTRY										
Hexavalent Chromium	0.15J	J1	ug/L	0.25	0.052	EPA 218.6		6/12/15 14:49	FSC	A

Debra J Musser
Ms. Debra J. Musser
Project Coordinator

ALS Environmental
34 Dogwood Lane ■ Middletown, PA 17057 ■ Phone: 717-944-5541 ■ Fax: 717-944-1430 ■ www.alsglobal.com

NELAP Certifications: NJ PA010 , NY 11759 , PA 22-293 DoD ELAP: A2LA 0818.01
State Certifications: DE ID 11 , MA PA0102 , MD 128 , VA 460157 , WV 343

ANALYTICAL RESULTS

Workorder: 2076532 TMM040|112IC07335

Lab ID: **2076532020** Date Collected: 6/11/2015 10:33 Matrix: Water
Sample ID: **MSA-SW41D-061115** Date Received: 6/12/2015 06:55

Parameters	Results	Flag	Units	RDL	MDL	Method	Prepared By	Analyzed	By	*Cntr*
WET CHEMISTRY										
Hexavalent Chromium	0.15J	J1	ug/L	0.25	0.052	EPA 218.6		6/12/15 15:49	FSC	A

Debra J Musser
Ms. Debra J. Musser
Project Coordinator

ALS Environmental
34 Dogwood Lane ■ Middletown, PA 17057 ■ Phone: 717-944-5541 ■ Fax: 717-944-1430 ■ www.alsglobal.com

NELAP Certifications: NJ PA010 , NY 11759 , PA 22-293 DoD ELAP: A2LA 0818.01
State Certifications: DE ID 11 , MA PA0102 , MD 128 , VA 460157 , WV 343

ANALYTICAL RESULTS

Workorder: 2076532 TMM040|112IC07335

Lab ID: **2076532021** Date Collected: 6/11/2015 11:19 Matrix: Water
Sample ID: **MSA-SW42A-061115** Date Received: 6/12/2015 06:55

Parameters	Results	Flag	Units	RDL	MDL	Method	Prepared By	Analyzed	By	*Cntr*
WET CHEMISTRY										
Hexavalent Chromium	0.15J	J	ug/L	0.25	0.052	EPA 218.6		6/12/15 10:43	FSC	A

Debra J Musser
Ms. Debra J. Musser
Project Coordinator

ALS Environmental
34 Dogwood Lane ▪ Middletown, PA 17057 ▪ Phone: 717-944-5541 ▪ Fax: 717-944-1430 ▪ www.alsglobal.com

NELAP Certifications: NJ PA010 , NY 11759 , PA 22-293 DoD ELAP: A2LA 0818.01
State Certifications: DE ID 11 , MA PA0102 , MD 128 , VA 460157 , WV 343

ANALYTICAL RESULTS

Workorder: 2076532 TMM040|112IC07335

Lab ID: **2076532022** Date Collected: 6/11/2015 11:23 Matrix: Water
Sample ID: **MSA-SW42B-061115** Date Received: 6/12/2015 06:55

Parameters	Results	Flag	Units	RDL	MDL	Method	Prepared By	Analyzed	By	*Cntr*
WET CHEMISTRY										
Hexavalent Chromium	0.15J	J	ug/L	0.25	0.052	EPA 218.6		6/12/15 10:51	FSC	A

Debra J Musser
Ms. Debra J. Musser
Project Coordinator

ALS Environmental
34 Dogwood Lane ■ Middletown, PA 17057 ■ Phone: 717-944-5541 ■ Fax: 717-944-1430 ■ www.alsglobal.com

NELAP Certifications: NJ PA010 , NY 11759 , PA 22-293 DoD ELAP: A2LA 0818.01
State Certifications: DE ID 11 , MA PA0102 , MD 128 , VA 460157 , WV 343

ANALYTICAL RESULTS

Workorder: 2076532 TMM040|112IC07335

Lab ID: **2076532023** Date Collected: 6/11/2015 11:26 Matrix: Water
Sample ID: **MSA-SW42C-061115** Date Received: 6/12/2015 06:55

Parameters	Results	Flag	Units	RDL	MDL	Method	Prepared By	Analyzed	By	*Cntr*
WET CHEMISTRY										
Hexavalent Chromium	0.15J	J1	ug/L	0.25	0.052	EPA 218.6		6/12/15 12:16	FSC	A

Debra J Musser
Ms. Debra J. Musser
Project Coordinator

ALS Environmental
34 Dogwood Lane ■ Middletown, PA 17057 ■ Phone: 717-944-5541 ■ Fax: 717-944-1430 ■ www.alsglobal.com

NELAP Certifications: NJ PA010 , NY 11759 , PA 22-293 DoD ELAP: A2LA 0818.01
State Certifications: DE ID 11 , MA PA0102 , MD 128 , VA 460157 , WV 343

ANALYTICAL RESULTS

Workorder: 2076532 TMM040|112IC07335

Lab ID: **2076532024** Date Collected: 6/11/2015 11:30 Matrix: Water
Sample ID: **MSA-SW42D-061115** Date Received: 6/12/2015 06:55

Parameters	Results	Flag	Units	RDL	MDL	Method	Prepared By	Analyzed	By	*Cntr*
WET CHEMISTRY										
Hexavalent Chromium	0.15J	J1	ug/L	0.25	0.052	EPA 218.6		6/12/15 12:25	FSC	A

Debra J Musser
Ms. Debra J. Musser
Project Coordinator

ALS Environmental
34 Dogwood Lane ■ Middletown, PA 17057 ■ Phone: 717-944-5541 ■ Fax: 717-944-1430 ■ www.alsglobal.com

NELAP Certifications: NJ PA010 , NY 11759 , PA 22-293 DoD ELAP: A2LA 0818.01
State Certifications: DE ID 11 , MA PA0102 , MD 128 , VA 460157 , WV 343

ANALYTICAL RESULTS

Workorder: 2076532 TMM040|112IC07335

Lab ID: **2076532025** Date Collected: 6/11/2015 09:55 Matrix: Water

Sample ID: **MSA-SW43A-061115** Date Received: 6/12/2015 06:55

Parameters	Results	Flag	Units	RDL	MDL	Method	Prepared By	Analyzed	By	*Cntr*
WET CHEMISTRY										
Hexavalent Chromium	0.14J	J1	ug/L	0.25	0.052	EPA 218.6		6/12/15 14:07	FSC	A

Debra J Musser

Ms. Debra J. Musser
Project Coordinator

ALS Environmental
34 Dogwood Lane ■ Middletown, PA 17057 ■ Phone: 717-944-5541 ■ Fax: 717-944-1430 ■ www.alsglobal.com

NELAP Certifications: NJ PA010 , NY 11759 , PA 22-293 DoD ELAP: A2LA 0818.01
State Certifications: DE ID 11 , MA PA0102 , MD 128 , VA 460157 , WV 343

ANALYTICAL RESULTS

Workorder: 2076532 TMM040|112IC07335

Lab ID: **2076532026** Date Collected: 6/11/2015 09:58 Matrix: Water
Sample ID: **MSA-SW43B-061115** Date Received: 6/12/2015 06:55

Parameters	Results	Flag	Units	RDL	MDL	Method	Prepared By	Analyzed	By	*Cntr*
WET CHEMISTRY										
Hexavalent Chromium	0.14J	J	ug/L	0.25	0.052	EPA 218.6		6/12/15 09:43	FSC	A

Debra J Musser
Ms. Debra J. Musser
Project Coordinator

ALS Environmental
34 Dogwood Lane ■ Middletown, PA 17057 ■ Phone: 717-944-5541 ■ Fax: 717-944-1430 ■ www.alsglobal.com

NELAP Certifications: NJ PA010 , NY 11759 , PA 22-293 DoD ELAP: A2LA 0818.01
State Certifications: DE ID 11 , MA PA0102 , MD 128 , VA 460157 , WV 343

ANALYTICAL RESULTS

Workorder: 2076532 TMM040|112IC07335

Lab ID: **2076532027** Date Collected: 6/11/2015 10:02 Matrix: Water
Sample ID: **MSA-SW43C-061115** Date Received: 6/12/2015 06:55

Parameters	Results	Flag	Units	RDL	MDL	Method	Prepared By	Analyzed	By	*Cntr*
WET CHEMISTRY										
Hexavalent Chromium	0.14J	J	ug/L	0.25	0.052	EPA 218.6		6/12/15 09:52	FSC	A

Debra J Musser
Ms. Debra J. Musser
Project Coordinator

ALS Environmental
34 Dogwood Lane ▪ Middletown, PA 17057 ▪ Phone: 717-944-5541 ▪ Fax: 717-944-1430 ▪ www.alsglobal.com

NELAP Certifications: NJ PA010 , NY 11759 , PA 22-293 DoD ELAP: A2LA 0818.01
State Certifications: DE ID 11 , MA PA0102 , MD 128 , VA 460157 , WV 343

ANALYTICAL RESULTS

Workorder: 2076532 TMM040|112IC07335

Lab ID: **2076532028** Date Collected: 6/11/2015 10:06 Matrix: Water
Sample ID: **MSA-SW43D-061115** Date Received: 6/12/2015 06:55

Parameters	Results	Flag	Units	RDL	MDL	Method	Prepared By	Analyzed	By	*Cntr*
WET CHEMISTRY										
Hexavalent Chromium	0.12J	J	ug/L	0.25	0.052	EPA 218.6		6/12/15 10:00	FSC	A

Debra J Musser
Ms. Debra J. Musser
Project Coordinator

ALS Environmental
34 Dogwood Lane ■ Middletown, PA 17057 ■ Phone: 717-944-5541 ■ Fax: 717-944-1430 ■ www.alsglobal.com

NELAP Certifications: NJ PA010 , NY 11759 , PA 22-293 DoD ELAP: A2LA 0818.01
State Certifications: DE ID 11 , MA PA0102 , MD 128 , VA 460157 , WV 343

ANALYTICAL RESULTS

Workorder: 2076532 TMM040|112IC07335

Lab ID: **2076532029** Date Collected: 6/11/2015 09:34 Matrix: Water

Sample ID: **MSA-SW44A-061115** Date Received: 6/12/2015 06:55

Parameters	Results	Flag	Units	RDL	MDL	Method	Prepared By	Analyzed	By	*Cntr*
WET CHEMISTRY										
Hexavalent Chromium	0.15J	J1	ug/L	0.25	0.052	EPA 218.6		6/12/15 13:41	FSC	A

Debra J Musser

Ms. Debra J. Musser
Project Coordinator

ALS Environmental
34 Dogwood Lane ■ Middletown, PA 17057 ■ Phone: 717-944-5541 ■ Fax: 717-944-1430 ■ www.alsglobal.com

NELAP Certifications: NJ PA010 , NY 11759 , PA 22-293 DoD ELAP: A2LA 0818.01
State Certifications: DE ID 11 , MA PA0102 , MD 128 , VA 460157 , WV 343

ANALYTICAL RESULTS

Workorder: 2076532 TMM040|112IC07335

Lab ID: **2076532030** Date Collected: 6/11/2015 09:39 Matrix: Water
Sample ID: **MSA-SW44B-061115** Date Received: 6/12/2015 06:55

Parameters	Results	Flag	Units	RDL	MDL	Method	Prepared By	Analyzed	By	*Cntr*
WET CHEMISTRY										
Hexavalent Chromium	0.14J	J1	ug/L	0.25	0.052	EPA 218.6		6/12/15 13:50	FSC	A

Debra J Musser
Ms. Debra J. Musser
Project Coordinator

ALS Environmental
34 Dogwood Lane ■ Middletown, PA 17057 ■ Phone: 717-944-5541 ■ Fax: 717-944-1430 ■ www.alsglobal.com

NELAP Certifications: NJ PA010 , NY 11759 , PA 22-293 DoD ELAP: A2LA 0818.01
State Certifications: DE ID 11 , MA PA0102 , MD 128 , VA 460157 , WV 343

ANALYTICAL RESULTS

Workorder: 2076532 TMM040|112IC07335

Lab ID: **2076532031** Date Collected: 6/11/2015 09:43 Matrix: Water
Sample ID: **MSA-SW44C-061115** Date Received: 6/12/2015 06:55

Parameters	Results	Flag	Units	RDL	MDL	Method	Prepared By	Analyzed	By	*Cntr*
WET CHEMISTRY										
Hexavalent Chromium	0.14J	J1	ug/L	0.25	0.052	EPA 218.6		6/12/15 13:58	FSC	A

Debra J Musser
Ms. Debra J. Musser
Project Coordinator

ALS Environmental
34 Dogwood Lane ▪ Middletown, PA 17057 ▪ Phone: 717-944-5541 ▪ Fax: 717-944-1430 ▪ www.alsglobal.com

NELAP Certifications: NJ PA010 , NY 11759 , PA 22-293 DoD ELAP: A2LA 0818.01
State Certifications: DE ID 11 , MA PA0102 , MD 128 , VA 460157 , WV 343

ANALYTICAL RESULTS

Workorder: 2076532 TMM040|112IC07335

Lab ID: **2076532032** Date Collected: 6/11/2015 09:46 Matrix: Water

Sample ID: **MSA-SW44D-061115** Date Received: 6/12/2015 06:55

Parameters	Results	Flag	Units	RDL	MDL	Method	Prepared By	Analyzed	By	*Cntr*
WET CHEMISTRY										
Hexavalent Chromium	0.15J	J1	ug/L	0.25	0.052	EPA 218.6		6/12/15 14:32	FSC	A

Debra J Musser

Ms. Debra J. Musser
Project Coordinator

ALS Environmental
34 Dogwood Lane ■ Middletown, PA 17057 ■ Phone: 717-944-5541 ■ Fax: 717-944-1430 ■ www.alsglobal.com

NELAP Certifications: NJ PA010 , NY 11759 , PA 22-293 DoD ELAP: A2LA 0818.01
State Certifications: DE ID 11 , MA PA0102 , MD 128 , VA 460157 , WV 343

ANALYTICAL RESULTS

Workorder: 2076532 TMM040|112IC07335

Lab ID: **2076532033** Date Collected: 6/11/2015 09:13 Matrix: Water

Sample ID: **MSA-SW45A-061115** Date Received: 6/12/2015 06:55

Parameters	Results	Flag	Units	RDL	MDL	Method	Prepared By	Analyzed	By	*Cntr*
WET CHEMISTRY										
Hexavalent Chromium	0.14J	J1	ug/L	0.25	0.052	EPA 218.6		6/12/15 12:50	FSC	A

Debra J Musser

Ms. Debra J. Musser
Project Coordinator

ALS Environmental
34 Dogwood Lane ■ Middletown, PA 17057 ■ Phone: 717-944-5541 ■ Fax: 717-944-1430 ■ www.alsglobal.com

NELAP Certifications: NJ PA010 , NY 11759 , PA 22-293 DoD ELAP: A2LA 0818.01
State Certifications: DE ID 11 , MA PA0102 , MD 128 , VA 460157 , WV 343

ANALYTICAL RESULTS

Workorder: 2076532 TMM040|112IC07335

Lab ID: **2076532034** Date Collected: 6/11/2015 09:19 Matrix: Water

Sample ID: **MSA-SW45B-061115** Date Received: 6/12/2015 06:55

Parameters	Results	Flag	Units	RDL	MDL	Method	Prepared By	Analyzed	By	*Cntr*
WET CHEMISTRY										
Hexavalent Chromium	0.14J	J1	ug/L	0.25	0.052	EPA 218.6		6/12/15 12:59	FSC	A

Debra J Musser

Ms. Debra J. Musser
Project Coordinator

ALS Environmental
34 Dogwood Lane ■ Middletown, PA 17057 ■ Phone: 717-944-5541 ■ Fax: 717-944-1430 ■ www.alsglobal.com

NELAP Certifications: NJ PA010 , NY 11759 , PA 22-293 DoD ELAP: A2LA 0818.01
State Certifications: DE ID 11 , MA PA0102 , MD 128 , VA 460157 , WV 343

ANALYTICAL RESULTS

Workorder: 2076532 TMM040|112IC07335

Lab ID: **2076532035** Date Collected: 6/11/2015 09:23 Matrix: Water

Sample ID: **MSA-SW45C-061115** Date Received: 6/12/2015 06:55

Parameters	Results	Flag	Units	RDL	MDL	Method	Prepared By	Analyzed	By	*Cntr*
WET CHEMISTRY										
Hexavalent Chromium	0.14J	J1	ug/L	0.25	0.052	EPA 218.6		6/12/15 13:07	FSC	A

Debra J Musser

Ms. Debra J. Musser
Project Coordinator

ALS Environmental
34 Dogwood Lane ■ Middletown, PA 17057 ■ Phone: 717-944-5541 ■ Fax: 717-944-1430 ■ www.alsglobal.com

NELAP Certifications: NJ PA010 , NY 11759 , PA 22-293 DoD ELAP: A2LA 0818.01
State Certifications: DE ID 11 , MA PA0102 , MD 128 , VA 460157 , WV 343

ANALYTICAL RESULTS

Workorder: 2076532 TMM040|112IC07335

Lab ID: **2076532036** Date Collected: 6/11/2015 09:26 Matrix: Water

Sample ID: **MSA-SW45D-061115** Date Received: 6/12/2015 06:55

Parameters	Results	Flag	Units	RDL	MDL	Method	Prepared By	Analyzed	By	*Cntr*
WET CHEMISTRY										
Hexavalent Chromium	0.14J	J1	ug/L	0.25	0.052	EPA 218.6		6/12/15 13:33	FSC	A

Debra J Musser

Ms. Debra J. Musser
Project Coordinator

APPENDIX C

SUPPORT DOCUMENTATION

Middletown, PA ~~Rochester~~ ★SAMPLES ARE NOT FIELD FILTERED★ DM

1565 Jefferson Road, Building 300, Suite 360
Rochester, NY 14623
Phone: +1 585 288 5380 Fax: +1 585 288 8475

Chain of Custody Record

2076532

Client Contact	Project Manager: Tony Apanavage	Site Contact: Tony Apanavage	Date: ~~3/24/2015~~ 6/11/2015	COC No:
Tetra Tech	Tel/Fax: 301-233-8230 (cell)	Lab Contact: Deb Musser	Carrier: Fedex	1 of 3 COCs
20251 Century Blvd, Suite 200	Analysis Turnaround Time			Job No. 112IC07335
Germantown, MD 20874	Calendar (C) or Work Days (W) _____			
(301) 528-3021 Phone	TAT if different from Below: 3 DAYS			
(301) 528-3000 FAX	☐ 2 weeks			SDG No.
Project Name: MSA Surface Water Sampling	☐ 1 week (24HRS)			
Site: MSA Frog Mortar Creek	☐ 2 days			
P O #	☒ 1 day			Sampler: MILLIS

Sample Identification	Sample Date	Sample Time	Sample Type	Matrix	# of Cont.	Filtered Sample	Dissolved Hexavalent Chromium	Sample Specific Notes:
MSA-SW37A-061115	6/11/2015	1137	SW	Water	1		x	
MSA-SW37B-061115	6/11/2015	1140	SW	Water	1		x	
MSA-SW37C-061115	6/11/2015	1144	SW	Water	1		x	
MSA-SW37D-061115	6/11/2015	1148	SW	Water	1		x	
MSA-SW38A-061115	6/11/2015	1042	SW	Water	1		x	
MSA-SW38B-061115	6/11/2015	1046	SW	Water	1		x	
MSA-SW38C-061115	6/11/2015	1049	SW	Water	1		x	
MSA-SW38D-061115	6/11/2015	1053	SW	Water	1		x	
MSA-SW39A-061115	6/11/2015	0852	SW	Water	1		x	
MSA-SW39B-061115	6/11/2015	0857	SW	Water	1		x	
MSA-SW39C-061115	6/11/2015	0901	SW	Water	1		x	
MSA-SW39D-061115	6/11/2015	0906	SW	Water	1		x	

6/12/15

	Y	N	Initials
Custody Seals Present?			
(if present) Seals Intact?			
Received on Ice?	✓		
COC/Lbls Complete	✓		
Cont in Good Cond?	✓		
Correct Containers?	✓		
Correct Samp Vol?	✓		
Correct Preservation?	✓		
Headspace/Volatiles?			

Cooler Temp: 1 °C
Cooler #:
Therm ID: 291
Ship Carrier: (FedEx) UPS DHL
Tracking #: 805924484246

Preservation Used: (1= Ice) 2= HCl; 3= H2SO4; 4=HNO3; 5=NaOH; 6= Other _____

Possible Hazard Identification
☒ Non-Hazard ☐ Flammable ☐ Skin Irritant Poison B ☐ Unknown ☐

Sample Disposal (A fee may be assessed if samples are retained longer than 1 month)
☐ Return To Client ☒ Disposal By Lab ☐ Archive For _____ Months

Special Instructions/QC Requirements & Comments: **Samples must be analyzed within 24 hours of sample time.** ★FILTER SAMPLES IN LAB★

Relinquished by:	Company:	Date/Time:	Received by:	Company:	Date/Time:
[signature]	Tetra Tech	6/11/15 1500	[signature]	ALS	6/12/15 0955
Relinquished by:	Company:	Date/Time:	Received by:	Company:	Date/Time:
Relinquished by:	Company:	Date/Time:	Received by:	Company:	Date/Time:

Middletown, PA ~~Rochester~~ ★ SAMPLES ARE NOT FIELD FILTERED ★ FILTER IN LAB ★

2076532

1565 Jefferson Road, Building 300, Suite 360
Rochester, NY 14623
Phone: +1 585 288 5380 Fax: +1 585 288 8475

Chain of Custody Record

ALS Environmental

Client Contact	Project Manager: Tony Apanavage	Site Contact: Tony Apanavage	Date: ~~6/04/2015~~ 6/11/15	COC No:
Tetra Tech	Tel/Fax: 301-233-8230 (cell)	Lab Contact: Deb Musser	Carrier: Fedex	2 of 3 COCs
20251 Century Blvd, Suite 200	Analysis Turnaround Time			Job No. 112IC07335
Germantown, MD 20874	Calendar (C) or Work Days (W) _____			SDG No.
(301) 528-3021 Phone	TAT if different from Below: 3 DAYS			
(301) 528-3000 FAX	☐ 2 weeks			
Project Name: MSA Surface Water Sampling	☐ 1 week (24 Hrs)			
Site: MSA Frog Mortar Creek	☐ 2 days			
P O #	☒ 1 day			Sampler: MULLIS

Sample Identification	Sample Date	Sample Time	Sample Type	Matrix	# of Cont.	Filtered Sample	Dissolved Hexavalent Chromium	Sample Specific Notes:
MSA-SW40A-061115	6/11/2015	1100	SW	Water	1		x	
MSA-SW40B-061115	6/11/2015	1105	SW	Water	1		x	
MSA-SW40C-061115	6/11/2015	1108	SW	Water	1		x	
MSA-SW40D-061115	6/11/2015	1111	SW	Water	1		x	
MSA-SW41A-061115	6/11/2015	1021	SW	Water	1		x	
MSA-SW41B-061115	6/11/2015	1025	SW	Water	1		x	
MSA-SW41C-061115	6/11/2015	1029	SW	Water	1		x	
MSA-SW41D-061115	6/11/2015	1033	SW	Water	1		x	
MSA-SW42A-061115	6/11/2015	1119	SW	Water	1		x	
MSA-SW42B-061115	6/11/2015	1123	SW	Water	1		x	
MSA-SW42C-061115	6/11/2015	1126	SW	Water	1		x	
MSA-SW42D-061115	6/11/2015	1130	SW	Water	1		x	

6/12/15

	Y	N	Initials
Custody Seals Present?	✓		LMB
(if present) Seals Intact?	✓		
Received on Ice?	✓		
COC/Lbls Complete	✓		
Cont in Good Cond?	✓		
Correct Containers?	✓		
Correct Samp Vol?	✓		
Correct Preservation?	✓		
Headspace/Volatiles?		✓	

Cooler Temp. 1 °C
Cooler #:
Therm ID: 211
Ship Carrier: (FedEx) UPS DHL
Tracking # 805924454246

Preservation Used: (1=Ice), 2= HCl; 3= H2SO4; 4=HNO3; 5=NaOH; 6= Other _____

Possible Hazard Identification
☒ Non-Hazard ☐ Flammable ☐ Skin Irritant Poison B ☐ Unknown ☐

Sample Disposal (A fee may be assessed if samples are retained longer than 1 month)
☐ Return To Client ☒ Disposal By Lab ☐ Archive For _____ Months

Special Instructions/QC Requirements & Comments: **Samples must be analyzed within 24 hours of sample time.** ★ FILTER SAMPLES IN LAB ★

Relinquished by:	Company:	Date/Time:	Received by:	Company:	Date/Time:
[signature]	Tetra Tech	6/11/15 1500	[signature]	ALS	6/12/15 0165
Relinquished by:	Company:	Date/Time:	Received by:	Company:	Date/Time:
Relinquished by:	Company:	Date/Time:	Received by:	Company:	Date/Time:

~~Rochester~~ Middletown, PA

SAMPLES ARE NOT FIELD FILTERED FILTER IN LAB

2076532

1565 Jefferson Road, Building 300, Suite 360
Rochester, NY 14623
Phone: +1 585 288 5380 Fax: +1 585 288 8475

Chain of Custody Record

ALS Environmental

Client Contact	Project Manager: Tony Apanavage	Site Contact: Tony Apanavage	Date: ~~3/31/2015~~ 6/11/15	COC No:
Tetra Tech	Tel/Fax: 301-233-8230 (cell)	Lab Contact: Deb Musser	Carrier: Fedex	3 of 3 COCs
20251 Century Blvd, Suite 200	Analysis Turnaround Time			Job No.
Germantown, MD 20874	Calendar (C) or Work Days (W) _____			112IC07335
(301) 528-3021 Phone	TAT if different from Below: 3 DAYS			
(301) 528-3000 FAX	☐ 2 weeks			SDG No.
Project Name: MSA Surface Water Sampling	☐ 1 week (24 Hrs)			
Site: MSA Frog Mortar Creek	☐ 2 days			
P O #	☐ 1 day			Sampler:

Sample Identification	Sample Date	Sample Time	Sample Type	Matrix	# of Cont.	Filtered Sample [redacted]	Dissolved Hexavalent Chromium	Sample Specific Notes:
MSA-SW43A-061115	6/11/2015	0955	SW	Water	1		x	
MSA-SW43B-061115	6/11/2015	0958	SW	Water	1		x	
MSA-SW43C-061115	6/11/2015	1002	SW	Water	1		x	
MSA-SW43D-061115	6/11/2015	1006	SW	Water	1		x	
MSA-SW44A-061115	6/11/2015	0934	SW	Water	1		x	
MSA-SW44B-061115	6/11/2015	0939	SW	Water	1		x	
MSA-SW44C-061115	6/11/2015	0943	SW	Water	1		x	
MSA-SW44D-061115	6/11/2015	0946	SW	Water	1		x	
MSA-SW45A-061115	6/11/2015	0913	SW	Water	1		x	
MSA-SW45B-061115	6/11/2015	0919	SW	Water	1		x	
MSA-SW45C-061115	6/11/2015	0923	SW	Water	1		x	
MSA-SW45D-061115	6/11/2015	0926	SW	Water	1		x	

	Y	N	Initials
Custody Seals Present?	✓		LMB
(if present) Seals Intact?	✓		
Received on Ice?	✓		
COC/Lbls Complete	✓		
Cont in Good Cond?	✓		
Correct Containers?	✓		
Correct Samp Vol?	✓		
Correct Preservation?	✓		
Headspace/Volatiles?		✓	

Cooler Temp 1 C
Cooler #:
Therm ID: 291
Ship Carrier: FedEx UPS DHL
Tracking #: 8059 2445 4246

Preservation Used: 1= Ice, 2= HCl; 3= H2SO4; 4=HNO3; 5=NaOH; 6= Other _____

Possible Hazard Identification
☒ *Non-Hazard* ☐ *Flammable* ☐ *Skin Irritant* *Poison B* ☐ *Unknown* ☐

Sample Disposal (A fee may be assessed if samples are retained longer than 1 month)
☐ *Return To Client* ☒ *Disposal By Lab* ☐ *Archive For* _____ *Months*

Special Instructions/QC Requirements & Comments: **Samples must be analyzed within 24 hours of sample time.** FILTER SAMPLES IN LAB

Relinquished by:	Company:	Date/Time:	Received by:	Company:	Date/Time:
[signature]	Tetra Tech	6/11/15 1500	[signature]	ALS	6/12/15 0655
Relinquished by:	Company:	Date/Time:	Received by:	Company:	Date/Time:
Relinquished by:	Company:	Date/Time:	Received by:	Company:	Date/Time:

Tetra Tech, Inc.
MSA-MW Testing

ALS-Middletown
Case Narrative
TMM-040

Sample Management

This report contains the results of the analysis of thirty-six (36) water samples collected on June 11, 2015. Analytical results and quality control information are summarized in this data package.

Sample Receipt

Samples arrived at ALS via courier on June 12, 2015. Upon receipt, the samples were inspected and compared to the Chain of Custody. Sample temperature was documented on the enclosed Chain of Custody. Samples were received intact and properly preserved, unless noted on the enclosed Certificate of Analysis and/or Chain of Custody.

Hexavalent Chromium by EPA Method 218.6

Sample handling. Thirty-six (36) aqueous samples were analyzed for hexavalent chromium by EPA Method 218.6. Samples 2076532002 (MSA-SW37B-061115), 2076532003 (MSA-SW37C-061115), 2076532009 (MSA-SW39A-061115), 2076532010 (MSA-SW39B-061115), 2076532013 (MSA-SW40A-061115), 2076532014 (MSA-SW40B-061115), 2076532015 (MSA-SW40C-061115), 2076532016 (MSA-SW40D-061115), 2076532021 (MSA-SW42A-061115), 2076532022 (MSA-SW42B-061115), 2076532026 (MSA-SW43B-061115), 2076532027 (MSA-SW43C-061115), and 2076532028 (MSA-SW43D-061115), were analyzed within the 24-hour holding period established by the client for the method. The rest of the samples were not analyzed within the 24-hour holding period established by the client for the method.

Calibration. A calibration was properly established. Continuing calibration verification standards were analyzed to verify the calibration. The standards were within the QC limits.

Blanks. Method blanks were analyzed with the samples. Hexavalent chromium was not detected above the reporting limit in the blanks.

Laboratory Control Samples. Laboratory control samples, identified as QCS, were analyzed initially and every 20 samples. The recoveries were within the QC limits.

Laboratory control samples, identified as MRL, were analyzed initially and every 20 samples. The recoveries were within the QC limits.

Spikes. Matrix spike and matrix spike duplicate analyses were performed on sample 2076532011 (MSA-SW39C-061115). The spike recoveries and the relative percent difference between the spikes were all within the QC limits.

Matrix spike and matrix spike duplicate analyses were performed on sample 2076532004 (MSA-SW37D-061115). The spike recoveries and the relative percent

difference between the spikes were all within the QC limits. The sample was inadvertently commented on in LIMS.

Matrix spike and matrix spike duplicate analyses were performed on sample 2076532025 (MSA-SW43A-061115). The spike recoveries and the relative percent difference between the spikes were all within the QC limits.

Matrix spike and matrix spike duplicate analyses were performed on sample 2076532020 (MSA-SW41D-061115). The spike recoveries and the relative percent difference between the spikes were all within the QC limits.

I Jennifer M. Lamoreux, as the designated Quality Assurance Officer, hereby attest that all electronic deliverables have been thoroughly reviewed and are in agreement with the associated hardcopy data. The enclosed electronic files have been reviewed for accuracy (including significant figures), completeness and format. The laboratory will be responsible for any labor time necessary to correct enclosed electronic deliverables that have been found to be in error. I can be reached at (717) 944-5541 if there are any questions or problems with the enclosed electronic deliverables.

Signature: _____ Title: Reporting Manager Date: 7/7/2015

ALS Environmental
34 Dogwood Lane ■ Middletown, PA 17057 ■ Phone: 717-944-5541 ■ Fax: 717-944-1430 ■ www.alsglobal.com

NELAP Certifications: NJ PA010 , NY 11759 , PA 22-293 DoD ELAP: A2LA 0818.01
State Certifications: DE ID 11 , MA PA0102 , MD 128 , VA 460157 , WV 343

SAMPLE SUMMARY

Workorder: 2076532 TMM040|112IC07335

Lab ID	Sample ID	Matrix	Date Collected	Date Received	Collected By
2076532001	MSA-SW37A-061115	Water	6/11/2015 11:37	6/12/2015 06:55	Collected by Client
2076532002	MSA-SW37B-061115	Water	6/11/2015 11:40	6/12/2015 06:55	Collected by Client
2076532003	MSA-SW37C-061115	Water	6/11/2015 11:44	6/12/2015 06:55	Collected by Client
2076532004	MSA-SW37D-061115	Water	6/11/2015 11:48	6/12/2015 06:55	Collected by Client
2076532005	MSA-SW38A-061115	Water	6/11/2015 10:42	6/12/2015 06:55	Collected by Client
2076532006	MSA-SW38B-061115	Water	6/11/2015 10:46	6/12/2015 06:55	Collected by Client
2076532007	MSA-SW38C-061115	Water	6/11/2015 10:49	6/12/2015 06:55	Collected by Client
2076532008	MSA-SW38D-061115	Water	6/11/2015 10:53	6/12/2015 06:55	Collected by Client
2076532009	MSA-SW39A-061115	Water	6/11/2015 08:52	6/12/2015 06:55	Collected by Client
2076532010	MSA-SW39B-061115	Water	6/11/2015 08:57	6/12/2015 06:55	Collected by Client
2076532011	MSA-SW39C-061115	Water	6/11/2015 09:01	6/12/2015 06:55	Collected by Client
2076532012	MSA-SW39D-061115	Water	6/11/2015 09:06	6/12/2015 06:55	Collected by Client
2076532013	MSA-SW40A-061115	Water	6/11/2015 11:00	6/12/2015 06:55	Collected by Client
2076532014	MSA-SW40B-061115	Water	6/11/2015 11:05	6/12/2015 06:55	Collected by Client
2076532015	MSA-SW40C-061115	Water	6/11/2015 11:08	6/12/2015 06:55	Collected by Client
2076532016	MSA-SW40D-061115	Water	6/11/2015 11:11	6/12/2015 06:55	Collected by Client
2076532017	MSA-SW41A-061115	Water	6/11/2015 10:21	6/12/2015 06:55	Collected by Client
2076532018	MSA-SW41B-061115	Water	6/11/2015 10:25	6/12/2015 06:55	Collected by Client
2076532019	MSA-SW41C-061115	Water	6/11/2015 10:29	6/12/2015 06:55	Collected by Client
2076532020	MSA-SW41D-061115	Water	6/11/2015 10:33	6/12/2015 06:55	Collected by Client
2076532021	MSA-SW42A-061115	Water	6/11/2015 11:19	6/12/2015 06:55	Collected by Client
2076532022	MSA-SW42B-061115	Water	6/11/2015 11:23	6/12/2015 06:55	Collected by Client
2076532023	MSA-SW42C-061115	Water	6/11/2015 11:26	6/12/2015 06:55	Collected by Client
2076532024	MSA-SW42D-061115	Water	6/11/2015 11:30	6/12/2015 06:55	Collected by Client
2076532025	MSA-SW43A-061115	Water	6/11/2015 09:55	6/12/2015 06:55	Collected by Client
2076532026	MSA-SW43B-061115	Water	6/11/2015 09:58	6/12/2015 06:55	Collected by Client
2076532027	MSA-SW43C-061115	Water	6/11/2015 10:02	6/12/2015 06:55	Collected by Client
2076532028	MSA-SW43D-061115	Water	6/11/2015 10:06	6/12/2015 06:55	Collected by Client
2076532029	MSA-SW44A-061115	Water	6/11/2015 09:34	6/12/2015 06:55	Collected by Client
2076532030	MSA-SW44B-061115	Water	6/11/2015 09:39	6/12/2015 06:55	Collected by Client
2076532031	MSA-SW44C-061115	Water	6/11/2015 09:43	6/12/2015 06:55	Collected by Client
2076532032	MSA-SW44D-061115	Water	6/11/2015 09:46	6/12/2015 06:55	Collected by Client
2076532033	MSA-SW45A-061115	Water	6/11/2015 09:13	6/12/2015 06:55	Collected by Client
2076532034	MSA-SW45B-061115	Water	6/11/2015 09:19	6/12/2015 06:55	Collected by Client

ALS Environmental
34 Dogwood Lane ■ Middletown, PA 17057 ■ Phone: 717-944-5541 ■ Fax: 717-944-1430 ■ www.alsglobal.com

NELAP Certifications: NJ PA010 , NY 11759 , PA 22-293 DoD ELAP: A2LA 0818.01
State Certifications: DE ID 11 , MA PA0102 , MD 128 , VA 460157 , WV 343

SAMPLE SUMMARY

Workorder: 2076532 TMM040|112IC07335

Lab ID	Sample ID	Matrix	Date Collected	Date Received	Collected By
2076532035	MSA-SW45C-061115	Water	6/11/2015 09:23	6/12/2015 06:55	Collected by Client
2076532036	MSA-SW45D-061115	Water	6/11/2015 09:26	6/12/2015 06:55	Collected by Client

Notes

-- Samples collected by ALS personnel are done so in accordance with the procedures set forth in the ALS Field Sampling Plan (20 - Field Services Sampling Plan).
-- All Waste Water analyses comply with methodology requirements of 40 CFR Part 136.
-- All Drinking Water analyses comply with methodology requirements of 40 CFR Part 141.
-- Unless otherwise noted, all quantitative results for soils are reported on a dry weight basis.
-- The Chain of Custody document is included as part of this report.
-- All Library Search analytes should be regarded as tentative identifications based on the presumptive evidence of the mass spectra. Concentrations reported are estimated values.
-- Parameters identified as "analyze immediately" require analysis within 15 minutes of collection. Any "analyze immediately" parameters not listed under the header "Field Parameters" are preformed in the laboratory and are therefore analyzed out of hold time.
-- Method references listed on this report beginning with the prefix “S” followed by a method number (such as S2310B-97) refer to methods from “Standard Methods for the Examination of Water and Wastewater”.

Standard Acronyms/Flags

J	Indicates an estimated value between the Method Detection Limit (MDL) and the Practical Quantitation Limit (PQL) for the analyte
U	Indicates that the analyte was Not Detected (ND)
N	Indicates presumptive evidence of the presence of a compound
MDL	Method Detection Limit
PQL	Practical Quantitation Limit
RDL	Reporting Detection Limit
ND	Not Detected - indicates that the analyte was Not Detected at the RDL
Cntr	Analysis was performed using this container
RegLmt	Regulatory Limit
LCS	Laboratory Control Sample
MS	Matrix Spike
MSD	Matrix Spike Duplicate
DUP	Sample Duplicate
%Rec	Percent Recovery
RPD	Relative Percent Difference
LOD	DoD Limit of Detection
LOQ	DoD Limit of Quantitation
DL	DoD Detection Limit
I	Indicates reported value is greater than or equal to the Method Detection Limit (MDL) but less than the Report Detection Limit (RDL)

PARAMETER QUALIFIERS

Lab ID	#	Sample ID	Analytical Method	Analyte
2076532001	1	MSA-SW37A-061115	EPA 218.6	Hexavalent Chromium
Analyte was analyzed past the 24 hour holding time.				
2076532004	1	MSA-SW37D-061115	EPA 218.6	Hexavalent Chromium
Analyte was analyzed past the 24 hour holding time.				
2076532004	2	MSA-SW37D-061115	EPA 218.6	Hexavalent Chromium
The recovery of the Matrix Spike (MS) associated to this analyte was outside of the established control limits.				
2076532005	1	MSA-SW38A-061115	EPA 218.6	Hexavalent Chromium
Analyte was analyzed past the 24 hour holding time.				
2076532006	1	MSA-SW38B-061115	EPA 218.6	Hexavalent Chromium
Analyte was analyzed past the 24 hour holding time.				
2076532007	1	MSA-SW38C-061115	EPA 218.6	Hexavalent Chromium
Analyte was analyzed past the 24 hour holding time.				
2076532008	1	MSA-SW38D-061115	EPA 218.6	Hexavalent Chromium
Analyte was analyzed past the 24 hour holding time.				
2076532011	1	MSA-SW39C-061115	EPA 218.6	Hexavalent Chromium
Analyte was analyzed past the 24 hour holding time.				
2076532012	1	MSA-SW39D-061115	EPA 218.6	Hexavalent Chromium
Analyte was analyzed past the 24 hour holding time.				
2076532017	1	MSA-SW41A-061115	EPA 218.6	Hexavalent Chromium
Analyte was analyzed past the 24 hour holding time.				
2076532018	1	MSA-SW41B-061115	EPA 218.6	Hexavalent Chromium
Analyte was analyzed past the 24 hour holding time.				
2076532019	1	MSA-SW41C-061115	EPA 218.6	Hexavalent Chromium
Analyte was analyzed past the 24 hour holding time.				
2076532020	1	MSA-SW41D-061115	EPA 218.6	Hexavalent Chromium
Analyte was analyzed past the 24 hour holding time.				
2076532023	1	MSA-SW42C-061115	EPA 218.6	Hexavalent Chromium
Analyte was analyzed past the 24 hour holding time.				
2076532024	1	MSA-SW42D-061115	EPA 218.6	Hexavalent Chromium
Analyte was analyzed past the 24 hour holding time.				
2076532025	1	MSA-SW43A-061115	EPA 218.6	Hexavalent Chromium
Analyte was analyzed past the 24 hour holding time.				
2076532029	1	MSA-SW44A-061115	EPA 218.6	Hexavalent Chromium
Analyte was analyzed past the 24 hour holding time.				
2076532030	1	MSA-SW44B-061115	EPA 218.6	Hexavalent Chromium
Analyte was analyzed past the 24 hour holding time.				
2076532031	1	MSA-SW44C-061115	EPA 218.6	Hexavalent Chromium
Analyte was analyzed past the 24 hour holding time.				
2076532032	1	MSA-SW44D-061115	EPA 218.6	Hexavalent Chromium
Analyte was analyzed past the 24 hour holding time.				
2076532033	1	MSA-SW45A-061115	EPA 218.6	Hexavalent Chromium
Analyte was analyzed past the 24 hour holding time.				
2076532034	1	MSA-SW45B-061115	EPA 218.6	Hexavalent Chromium
Analyte was analyzed past the 24 hour holding time.				

ALS Environmental
34 Dogwood Lane ■ Middletown, PA 17057 ■ Phone: 717-944-5541 ■ Fax: 717-944-1430 ■ www.alsglobal.com

NELAP Certifications: NJ PA010 , NY 11759 , PA 22-293 DoD ELAP: A2LA 0818.01
State Certifications: DE ID 11 , MA PA0102 , MD 128 , VA 460157 , WV 343

ANALYTICAL RESULTS

Workorder: 2076532 TMM040|112IC07335

2076532035	1	MSA-SW45C-061115	EPA 218.6	Hexavalent Chromium
Analyte was analyzed past the 24 hour holding time.				
2076532036	1	MSA-SW45D-061115	EPA 218.6	Hexavalent Chromium
Analyte was analyzed past the 24 hour holding time.				

Sample Description
MSA-SW39C
-061115

Form 3A
Matrix Spike and Matrix Spike Duplicate Recovery Summary

Analysis Method:	218.6	SDG No.:	TMM-040
Matrix (soil/water):	water	Lab Sample ID:	2076532011
Units:	ug/L	Lab File ID:	N/A
% moisture:	N/A	Instrument ID:	ICS2100 (IC-4)
Date Analyzed:	6/12/2015	GC Column:	N/A

Analyte	Spike Added	Sample Concentration	MS Concentration	MS Recovery (%)	(1)	Acceptable Limits (%)
Hexavalent Chromium	5.00	0.13	4.85	94		85-115

Analyte	Spike Added	MSD Concentration	MS Recovery (%)	(1)	Acceptable Limits (%)	RPD (%)	(1)	Acc. Lim. (%)
Hexavalent Chromium	5.00	4.92	96		85-115	1.5		20

(1) The following qualifiers are used:

* : Values outside of acceptable limits
D : Spikes diluted out

Comments:

Sample Description
MSA-SW37D
-061115

Form 3A
Matrix Spike and Matrix Spike Duplicate Recovery Summary

Analysis Method:	218.6	SDG No.:	TMM-040
Matrix (soil/water):	water	Lab Sample ID:	2076532004
Units:	ug/L	Lab File ID:	N/A
% moisture:	N/A	Instrument ID:	ICS2100 (IC-4)
Date Analyzed:	6/12/2015	GC Column:	N/A

Analyte	Spike Added	Sample Concentration	MS Concentration	MS Recovery (%)	(1)	Acceptable Limits (%)
Hexavalent Chromium	5.00	0.15	4.85	94		85-115

Analyte	Spike Added	MSD Concentration	MS Recovery (%)	(1)	Acceptable Limits (%)	RPD (%)	(1)	Acc. Lim. (%)
Hexavalent Chromium	5.00	4.58	89		85-115	5.8		20

(1) The following qualifiers are used:

* : Values outside of acceptable limits
D : Spikes diluted out

Comments:

Sample Description
MSA-SW43A
-061115

Form 3A
Matrix Spike and Matrix Spike Duplicate Recovery Summary

Analysis Method:	218.6	SDG No.:	TMM-040
Matrix (soil/water):	water	Lab Sample ID:	2076532025
Units:	ug/L	Lab File ID:	N/A
% moisture:	N/A	Instrument ID:	ICS2100 (IC-4)
Date Analyzed:	6/12/2015	GC Column:	N/A

Analyte	Spike Added	Sample Concentration	MS Concentration	MS Recovery (%)	(1)	Acceptable Limits (%)
Hexavalent Chromium	5.00	0.14	4.82	94		85-115

Analyte	Spike Added	MSD Concentration	MS Recovery (%)	(1)	Acceptable Limits (%)	RPD (%)	(1)	Acc. Lim. (%)
Hexavalent Chromium	5.00	4.88	95		85-115	1.2		20

(1) The following qualifiers are used:
* : Values outside of acceptable limits
D : Spikes diluted out

Comments:

Sample Description
MSA-SW41D
-061115

Form 3A
Matrix Spike and Matrix Spike Duplicate Recovery Summary

Analysis Method:	218.6	SDG No.:	TMM-040
Matrix (soil/water):	water	Lab Sample ID:	2076532020
Units:	ug/L	Lab File ID:	N/A
% moisture:	N/A	Instrument ID:	ICS2100 (IC-4)
Date Analyzed:	6/12/2015	GC Column:	N/A

Analyte	Spike Added	Sample Concentration	MS Concentration	MS Recovery (%)	(1)	Acceptable Limits (%)
Hexavalent Chromium	5.00	0.15	5.01	97		85-115

Analyte	Spike Added	MSD Concentration	MS Recovery (%)	(1)	Acceptable Limits (%)	RPD (%)	(1)	Acc. Lim. (%)
Hexavalent Chromium	5.00	4.94	96		85-115	1.4		20

(1) The following qualifiers are used:

* : Values outside of acceptable limits
D : Spikes diluted out

Comments:

Form 4B
Inorganic Blank Summary

Analysis Method: 218.6 SDG No.: TMM-040

Prep Blank A Matrix (soil/water): Units:
Prep Blank B Matrix (soil/water): Units:

Analyte	Initial Calibration Blank (ug/L) (1)6/12/15	(2)	Continuing Calibration Blanks (ug/L) (1)6/12/15	(2)	(1)6/12/15	(2)	(1)6/12/15	(2)	Preparation Blank A ID: (1)	(2)	Preparation Blank B ID: (1)	(2)
Hexavalent Chromium	0.25	U	0.25	U	0.25	U	0.25	U				

(1) Analysis Date
(2) The following qualifiers are used:

U: The analyte concentration is less than the reporting limit listed
J: The analyte concentration is less than the reporting limit but greater than the method detection limit

Comments:

Form 4B2
Inorganic Blank Summary

Analysis Method: 218.6 SDG No.: TMM-040

Prep Blank A Matrix (soil/water): Units:
Prep Blank B Matrix (soil/water): Units:

Analyte	Continuing Calibration Blanks (mg/L)								Preparation Blank A		Preparation Blank B	
	(1)6/12/15	(2)	(1)6/12/15	(2)	(1)	(2)	(1)	(2)	ID: (1)	(2)	ID: (1)	(2)
Hexavalent Chromium	0.25	U	0.25	U								

(1) Analysis Date:
(2) The following qualifiers are used:

U: The analyte concentration is less than the reporting limit listed
J: The analyte concentration is less than the reporting limit but greater than the method detection limit

Comments:

Form 6B
Inorganic Initial and Continuing Calibration Summary

Analysis Method: 218.6

SDG No.: TMM-040

Instrument ID: ICS2100 (IC-4)

Concentration Units: ug/L

Analyte	Initial Calibration					Continuing Calibration							
	True Conc.	Conc. Recovered (1)6/12/15	Recovery (%)	(2)	Acc. Limit (%)	True Conc.	Conc. Recovered (1)6/12/15	Recovery (%)	(2)	Conc. Recovered (1)6/12/15	Recovery (%)	(2)	Acc. Limit (%)
Hexavalent Chromium	5.00	4.76	95		85-115	5.00	--	--		4.82	96		85-115
						20.0	20.1	100		--	--		85-115

(1) Analysis Date

(2) The following qualifiers are used:

* : Values outside of acceptable limits

Comments:

Form 6B2
Inorganic Initial and Continuing Calibration Summary

Analysis Method: 218.6

SDG No.: TMM-040

Instrument ID: ICS2100 (IC-4)

Concentration Units: ug/L

Analyte	Continuing Calibration										
	True Conc.	Conc. Recovered (1)6/12/15	Recovery (%)	(2)	Conc. Recovered (1)6/12/15	Recovery (%)	(2)	Conc. Recovered (1)6/12/15	Recovery (%)	(2)	Acc. Limit (%)
Hexavalent Chromium	5.00	--	--		4.83	97		--	--		85-115
	20.0	20.2	101		--	--		20.1	101		85-115

(1) Analysis Date
(2) The following qualifiers are used:
* : Values outside of acceptable limits

Comments:

Form 8B
Laboratory Control Sample (LCS) Recovery Summary

Analysis Method: 218.6
SDG No.: TMM-040

Matrix (soil/water): water
Units: ug/L
Date Analyzed: 6/12/2015

Lab Sample ID: MRL
Lab File ID: N/A
Instrument ID: ICS2100 (IC-4)
GC Column: N/A

Analyte	Concentration Added	Concentration Recovered	LCS Recovery (%)	(1)	Acceptable Limits (%)
Hexavalent Chromium	0.25	0.27	109		50-150

(1) The following qualifiers are used:

* : Values outside of acceptable limits

Comments:

Form 8B
Laboratory Control Sample (LCS) Recovery Summary

Analysis Method: 218.6
SDG No.: TMM-040

Matrix (soil/water): water
Units: ug/L
Date Analyzed: 6/12/2015

Lab Sample ID: MRL
Lab File ID: N/A
Instrument ID: ICS2100 (IC-4)
GC Column: N/A

Analyte	Concentration Added	Concentration Recovered	LCS Recovery (%)	(1)	Acceptable Limits (%)
Hexavalent Chromium	0.25	0.29	115		50-150

(1) The following qualifiers are used:

* : Values outside of acceptable limits

Comments:

Form 8B
Laboratory Control Sample (LCS) Recovery Summary

Analysis Method: 218.6
SDG No.: TMM-040

Matrix (soil/water): water
Units: ug/L
Date Analyzed: 6/12/2015

Lab Sample ID: MRL
Lab File ID: N/A
Instrument ID: ICS2100 (IC-4)
GC Column: N/A

Analyte	Concentration Added	Concentration Recovered	LCS Recovery (%)	(1)	Acceptable Limits (%)
Hexavalent Chromium	0.25	0.28	110		50-150

(1) The following qualifiers are used:

* : Values outside of acceptable limits

Comments:

Form 8B
Laboratory Control Sample (LCS) Recovery Summary

Analysis Method: 218.6
SDG No.: TMM-040

Matrix (soil/water): water
Units: ug/L
Date Analyzed: 6/12/15

Lab Sample ID: QCS
Lab File ID: N/A
Instrument ID: ICS2100 (IC-4)
GC Column: N/A

Analyte	Concentration Added	Concentration Recovered	LCS Recovery (%)	(1)	Acceptable Limits (%)
Hexavalent Chromium	10.0	10.1	101		85-115

(1) The following qualifiers are used:

* : Values outside of acceptable limits

Comments:

Form 8B
Laboratory Control Sample (LCS) Recovery Summary

Analysis Method: 218.6
SDG No.: TMM-040

Matrix (soil/water): water
Units: ug/L
Date Analyzed: 6/12/15

Lab Sample ID: QCS
Lab File ID: N/A
Instrument ID: ICS2100 (IC-4)
GC Column: N/A

Analyte	Concentration Added	Concentration Recovered	LCS Recovery (%)	(1)	Acceptable Limits (%)
Hexavalent Chromium	10.0	10.0	100		85-115

(1) The following qualifiers are used:

* : Values outside of acceptable limits

Comments:

Form 8B
Laboratory Control Sample (LCS) Recovery Summary

Analysis Method: 218.6
SDG No.: TMM-040

Matrix (soil/water): water
Units: ug/L
Date Analyzed: 6/12/15

Lab Sample ID: QCS
Lab File ID: N/A
Instrument ID: ICS2100 (IC-4)
GC Column: N/A

Analyte	Concentration Added	Concentration Recovered	LCS Recovery (%)	(1)	Acceptable Limits (%)
Hexavalent Chromium	10.0	9.87	99		85-115

(1) The following qualifiers are used:

* : Values outside of acceptable limits

Comments:

Title: 4-061215
Datasource: WETCHEMIC
Location: ICS2100\ICS2100 Sequence\Cr +6\2015\1506
Timebase: ICS2100
#Samples: 79
Created: 6/12/2015 1:31:53 AM by ALMDT.NoUser
Last Update: 6/12/2015 1:48:57 PM by ALMDT.NoUser

No.	Pos.	Name	*DilutionFactor	*SampleType	Comment	Program	Method	*Analyst	*Batch
1	1	Cal Std 1				cr+6	218_6_060915	MBW	
2	2	Cal Std 2				cr+6	218_6_060915	MBW	
3	3	Cal Std 3				cr+6	218_6_060915	MBW	
4	4	Cal Std 4				cr+6	218_6_060915	MBW	
5	5	Cal Std 5				cr+6	218_6_060915	MBW	
6	6	Cal Std 6				cr+6	218_6_060915	MBW	
* 7	1	2190628	1	MB	LRB	cr+6	218_6_060915	MBW	155322
* 8	2	2190629	1	MRL	MRL	cr+6	218_6_060915	MBW	155322
* 9	3	2190630	1	CCVL	LFB	cr+6	218_6_060915	MBW	155322
* 10	4	2190631	1	LCS	QCS	cr+6	218_6_060915	MBW	155322
11	5	2076190001	1	SAMPLE		cr+6	218_6_060915	MBW	155322
12	6	2190632	1	MS		cr+6	218_6_060915	MBW	155322
13	7	2190633	1	MSD		cr+6	218_6_060915	MBW	155322
14	8	2076190002	1	SAMPLE		cr+6	218_6_060915	MBW	155322
15	9	2076190003	1	SAMPLE		cr+6	218_6_060915	MBW	155322
16	10	2076190004	1	SAMPLE		cr+6	218_6_060915	MBW	155322
17	11	2076190005	1	SAMPLE		cr+6	218_6_060915	MBW	155322
18	12	2076190006	1	SAMPLE		cr+6	218_6_060915	MBW	155322
19	13	2076190007	1	SAMPLE		cr+6	218_6_060915	MBW	155322
20	14	2076193001	1	SAMPLE		cr+6	218_6_060915	MBW	155322
* 21	15	2076532009	1	SAMPLE		cr+6	218_6_060915	FSC	155322
* 22	16	2076532010	1	SAMPLE		cr+6	218_6_060915	FSC	155322
* 23	17	2190634	1	CCVH		cr+6	218_6_060915	FSC	155322
* 24	18	2190635	1	MB		cr+6	218_6_060915	FSC	155322
* 25	19	2076532011	1	SAMPLE		cr+6	218_6_060915	FSC	155322
* 26	20	2190941	1	SAMPLE		cr+6	218_6_060915	FSC	155322
* 27	21	2190942	1	SAMPLE		cr+6	218_6_060915	FSC	155322
* 28	22	2076532026	1	SAMPLE		cr+6	218_6_060915	FSC	155322
* 29	23	2076532027	1	SAMPLE		cr+6	218_6_060915	FSC	155322
* 30	24	2076532028	1	SAMPLE		cr+6	218_6_060915	FSC	155322
* 31	25	2076532013	1	SAMPLE		cr+6	218_6_060915	FSC	155322
* 32	26	2076532014	1	SAMPLE		cr+6	218_6_060915	FSC	155322
* 33	27	2076532015	1	SAMPLE		cr+6	218_6_060915	FSC	155322
* 34	28	2076532016	1	SAMPLE		cr+6	218_6_060915	FSC	155322
* 35	29	2076532021	1	SAMPLE		cr+6	218_6_060915	FSC	155322
* 36	30	2076532022	1	SAMPLE		cr+6	218_6_060915	FSC	155322
* 37	31	2190943	1	MB	LRB	cr+6	218_6_060915	FSC	155359
* 38	32	2190944	1	MRL	MRL	cr+6	218_6_060915	FSC	155359
* 39	33	2190945	1	CCVL	LFB	cr+6	218_6_060915	FSC	155359
* 40	34	2190946	1	LCS	QCS	cr+6	218_6_060915	FSC	155359
* 41	35	2076532002	1	SAMPLE		cr+6	218_6_060915	FSC	155359
* 42	36	2076532003	1	SAMPLE		cr+6	218_6_060915	FSC	155359

Title: 4-061215
Datasource: WETCHEMIC
Location: ICS2100\ICS2100 Sequence\Cr +6\2015\1506
Timebase: ICS2100
#Samples: 79
Created: 6/12/2015 1:31:53 AM by ALMDT.NoUser
Last Update: 6/12/2015 1:48:57 PM by ALMDT.NoUser

No.	Pos.	Name	*DilutionFactor	*SampleType	Comment	Program	Method	*Analyst	*Batch
* 43	37	2076532004	1	SAMPLE		cr+6	218_6_060915	FSC	155359
* 44	38	2190947	1	MS		cr+6	218_6_060915	FSC	155359
* 45	39	2190948	1	MSD		cr+6	218_6_060915	FSC	155359
* 46	40	2076532023	1	SAMPLE		cr+6	218_6_060915	FSC	155359
* 47	41	2076532024	1	SAMPLE		cr+6	218_6_060915	FSC	155359
* 48	42	2076532001	1	SAMPLE		cr+6	218_6_060915	FSC	155359
* 49	43	2076532012	1	SAMPLE		cr+6	218_6_060915	FSC	155359
* 50	44	2076532033	1	SAMPLE		cr+6	218_6_060915	FSC	155359
* 51	45	2076532034	1	SAMPLE		cr+6	218_6_060915	FSC	155359
* 52	46	2076532035	1	SAMPLE		cr+6	218_6_060915	FSC	155359
* 53	47	2190949	1	CCVH		cr+6	218_6_060915	FSC	155359
* 54	48	2190950	1	MB		cr+6	218_6_060915	FSC	155359
* 55	49	2076532036	1	SAMPLE		cr+6	218_6_060915	FSC	155359
* 56	50	2076532029	1	SAMPLE		cr+6	218_6_060915	FSC	155359
* 57	1	2076532030	1	SAMPLE		cr+6	218_6_060915	FSC	155359
* 58	2	2076532031	1	SAMPLE		cr+6	218_6_060915	FSC	155359
* 59	3	2076532025	1	SAMPLE		cr+6	218_6_060915	FSC	155359
* 60	4	2190973	1	MS		cr+6	218_6_060915	FSC	155359
* 61	5	2190974	1	MSD		cr+6	218_6_060915	FSC	155359
* 62	6	2076532032	1	SAMPLE		cr+6	218_6_060915	FSC	155359
* 63	7	2076532017	1	SAMPLE		cr+6	218_6_060915	FSC	155359
* 64	8	2076532019	1	SAMPLE		cr+6	218_6_060915	FSC	155359
* 65	9	2076532018	1	SAMPLE		cr+6	218_6_060915	FSC	155359
* 66	10	2056532005	1	SAMPLE		cr+6	218_6_060915	FSC	155359
* 67	11	2190951	1	MB	LRB	cr+6	218_6_060915	FSC	155360
* 68	12	2190952	1	MRL	MRL	cr+6	218_6_060915	FSC	155360
* 69	13	2190953	1	CCVL	LFB	cr+6	218_6_060915	FSC	155360
* 70	14	2190954	1	LCS	QCS	cr+6	218_6_060915	FSC	155360
* 71	15	2076532020	1	SAMPLE		cr+6	218_6_060915	FSC	155360
* 72	16	2190955	1	MS		cr+6	218_6_060915	FSC	155360
* 73	17	2190956	1	MSD		cr+6	218_6_060915	FSC	155360
* 74	18	2076532006	1	SAMPLE		cr+6	218_6_060915	FSC	155360
* 75	19	2076532007	1	SAMPLE		cr+6	218_6_060915	FSC	155360
* 76	20	2076532008	1	SAMPLE		cr+6	218_6_060915	FSC	155360
* 77	21	2190957	1	CCVH		cr+6	218_6_060915	FSC	155360
* 78	22	2190958	1	MB		cr+6	218_6_060915	FSC	155360
79	23	SHUTDOWN	1			shutdownCR6	218_6_060915	FSC	155360

Cr+6 (ug/L) by 218.6 X 218.7____
ANALYSIS COVERSHEET

Standards:

CCV 1: WS150616030

CCV 2: WS150616034

QCS: WS150616033

MRL: WS150616027

Reagents:

Working Eluent: WR150616007

Post-column Reagent: WR150616008

Pipettors: 04-047, 2011-01, 2012-02

Instrument: IC-4

Batch #, Waters: 155322, 155359, 155360

Batch #, Soils: —

Analysis Date: 6/12/15

Calibration Date: 6/9/15

Initial and Date:

Analyst: MBW/PSC 6/12/15

1st Review/Enter: PSC 6/12/15

2nd Review: MBW 6/13/15

Approval: MBW 6/13/15

Set Up Checklist (record initials when completed):

MBW Edit Batch — Enter last run's ReRuns into current batch

ReRuns: List sample ID and hold time if applicable:

Unentered Samples:

Hold Time	Description	Sample ID

_____2nd review verified that lab sample IDs were correctly transcribed onto schedule.

Rev. 0

Sample Name:	**2190628**	*Dilution Factor:*	**1**
Sample Type:	**MB**	*Analyst*	**MBW**
Program:		*Queue*	**WETC**
Inj. Date/Time:	**06/12/15 02:30**	*Batch*	**155322**
Instrument	**IC-4**	*Method*	**218_6_060915**
Comment	**LRB**		

No.	Time min	Peak Name	Area mAU*min	Height mAU	Amount
n.a.	n.a.	Cr6	n.a.	n.a.	n.a.
		TOTAL:	0.00	0.00	0.00

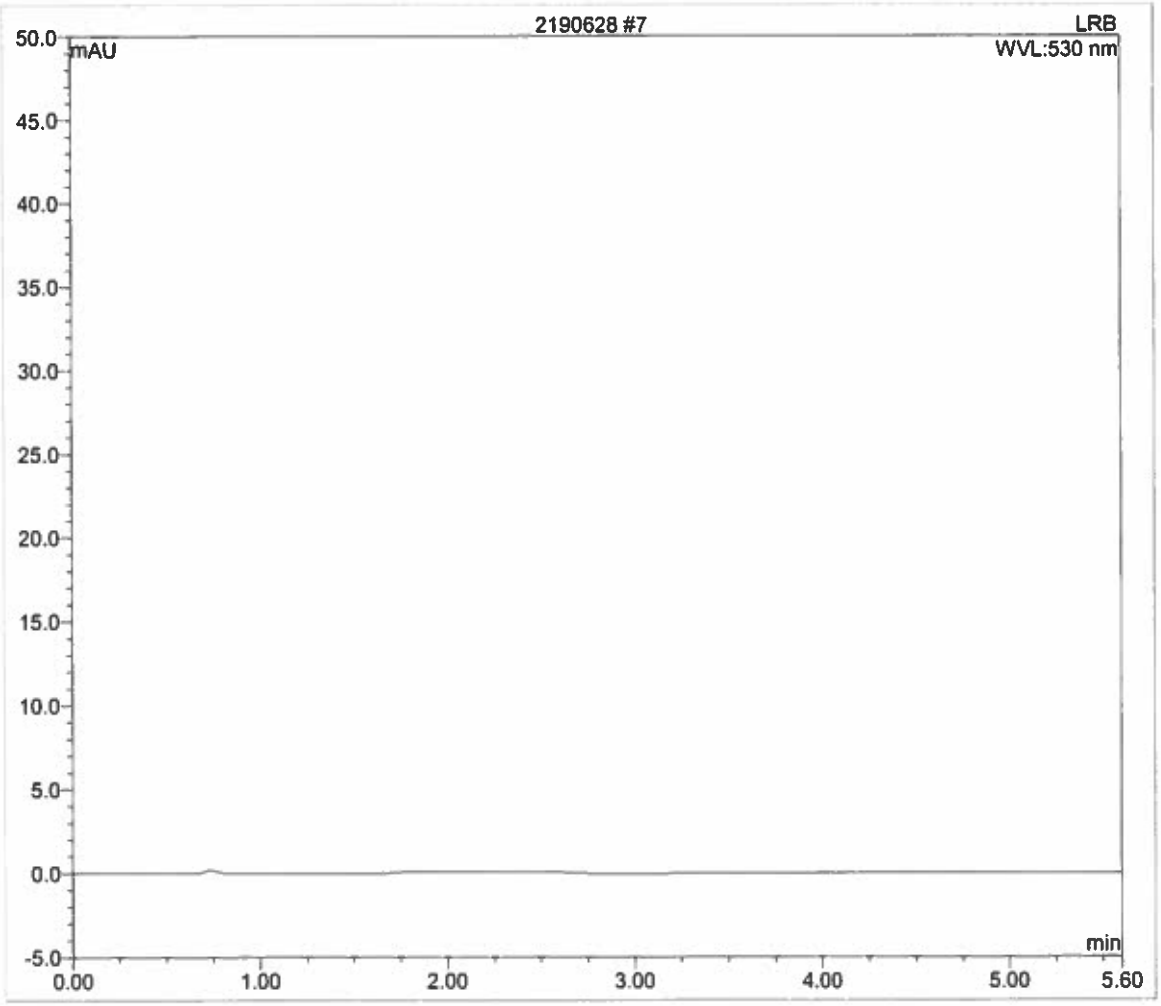

Sample Name:	**2190635**	*Dilution Factor:*	**1**
Sample Type:	**MB**	*Analyst*	**FSC**
Program:		*Queue*	**WETC**
Inj. Date/Time:	**06/12/15 09:09**	*Batch*	**155322**
Instrument	**IC-4**	*Method*	**218_6_060915**
Comment			

No.	Time min	Peak Name	Area mAU*min	Height mAU	Amount
n.a.	n.a.	Cr6	n.a.	n.a.	n.a.
		TOTAL:	0.00	0.00	0.00

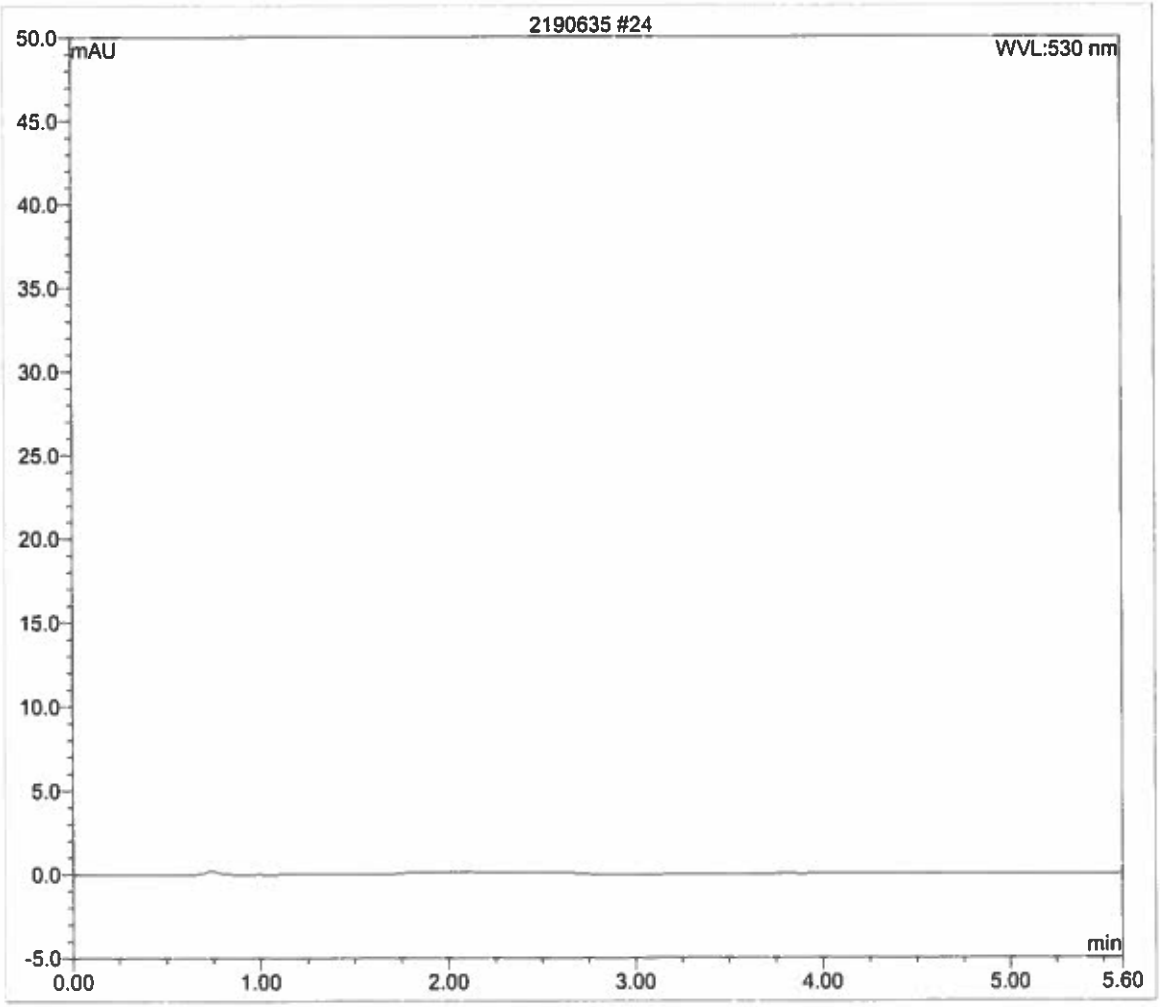

Sample Name:	**2190943**	*Dilution Factor:*	**1**
Sample Type:	**MB**	*Analyst*	**FSC**
Program:		*Queue*	**WETC**
Inj. Date/Time:	**06/12/15 11:00**	*Batch*	**155359**
Instrument	**IC-4**	*Method*	**218_6_060915**
Comment	**LRB**		

No.	Time min	Peak Name	Area mAU*min	Height mAU	Amount
n.a.	n.a.	Cr6	n.a.	n.a.	n.a.
		TOTAL:	0.00	0.00	0.00

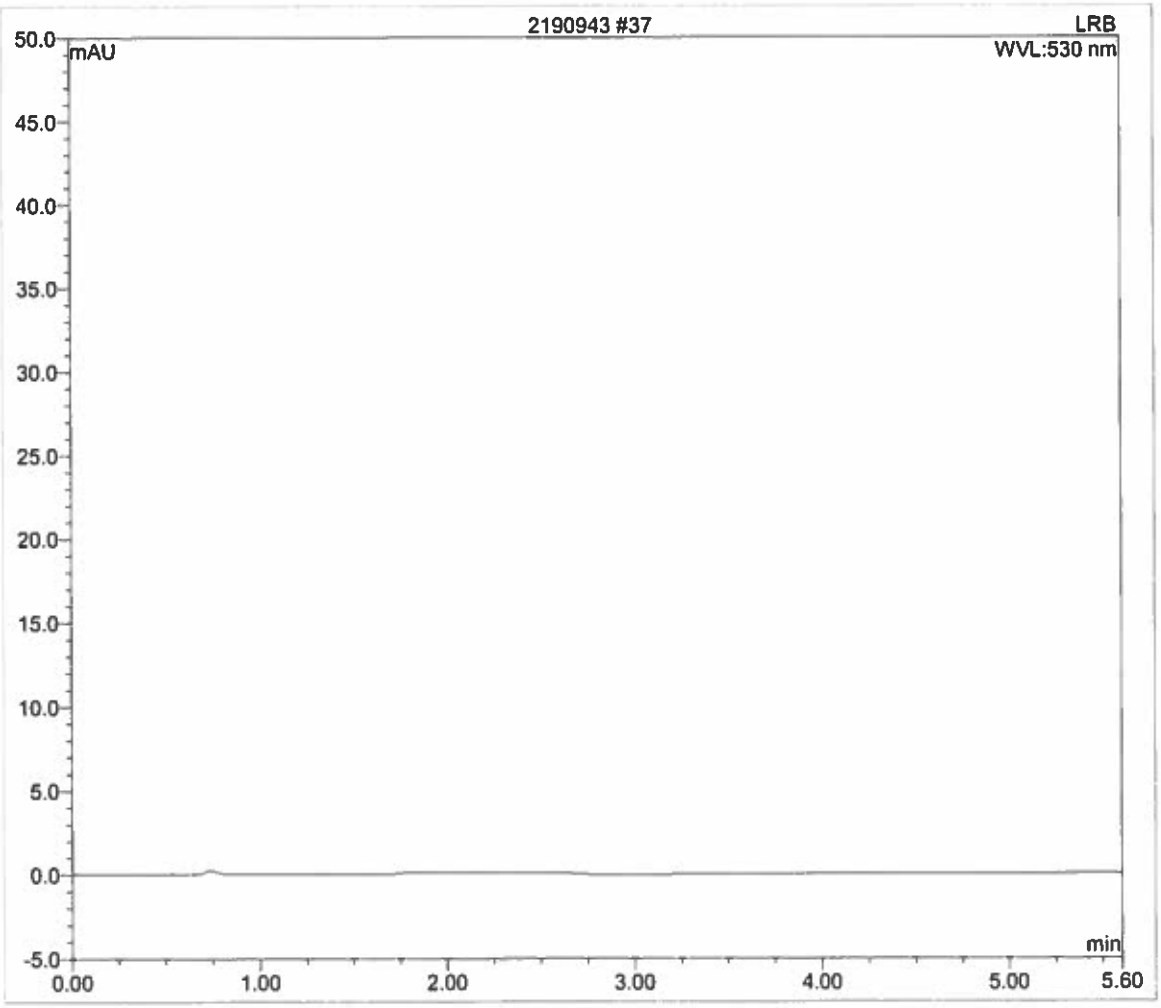

Sample Name:	**2190950**	*Dilution Factor:*	**1**
Sample Type:	**MB**	*Analyst*	**FSC**
Program:		*Queue*	**WETC**
Inj. Date/Time:	**06/12/15 13:24**	*Batch*	**155359**
Instrument	**IC-4**	*Method*	**218_6_060915**
Comment			

No.	Time min	Peak Name	Area mAU*min	Height mAU	Amount
n.a.	n.a.	Cr6	n.a.	n.a.	n.a.
		TOTAL:	0.00	0.00	0.00

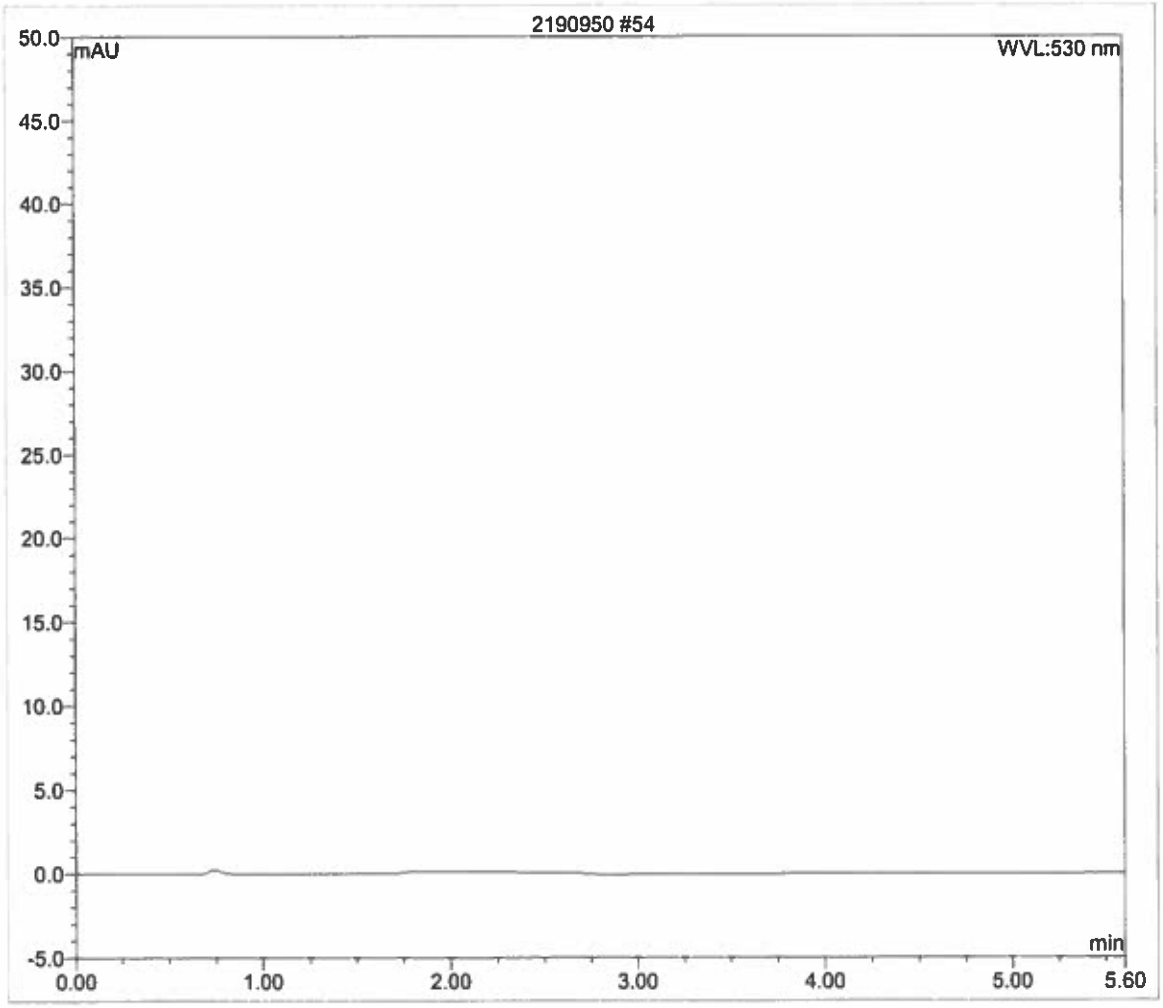

Sample Name:	**2190951**	*Dilution Factor:*	**1**
Sample Type:	**MB**	*Analyst*	**FSC**
Program:		*Queue*	**WETC**
Inj. Date/Time:	**06/12/15 15:15**	*Batch*	**155360**
Instrument	**IC-4**	*Method*	**218_6_060915**
Comment	**LRB**		

No.	Time min	Peak Name	Area mAU*min	Height mAU	Amount
n.a.	n.a.	Cr6	n.a.	n.a.	n.a.
		TOTAL:	0.00	0.00	0.00

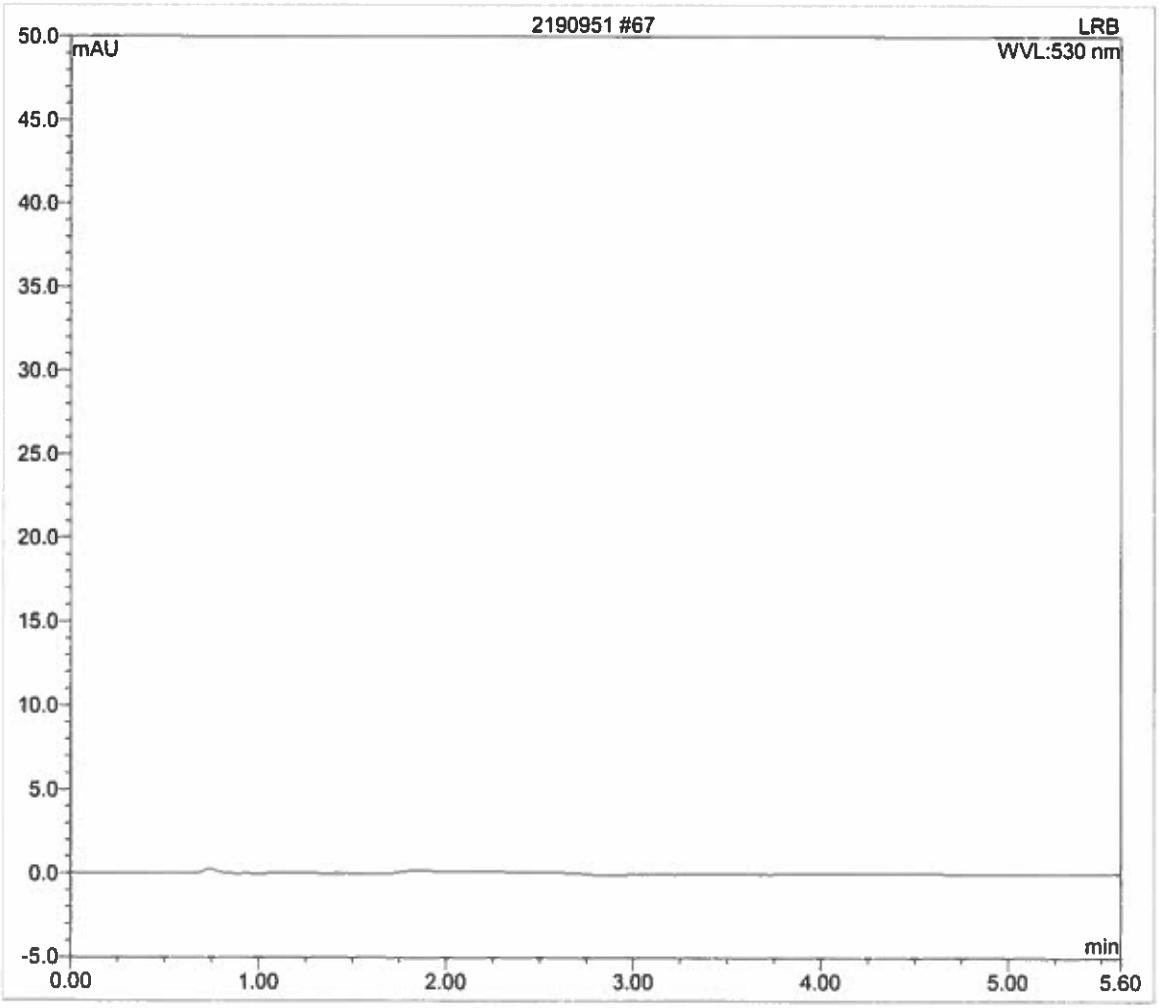

Sample Name:	**2190958**	*Dilution Factor:*	**1**
Sample Type:	**MB**	*Analyst*	**FSC**
Program:		*Queue*	**WETC**
Inj. Date/Time:	**06/12/15 16:48**	*Batch*	**155360**
Instrument	**IC-4**	*Method*	**218_6_060915**
Comment			

No.	Time min	Peak Name	Area mAU*min	Height mAU	Amount
n.a.	n.a.	Cr6	n.a.	n.a.	n.a.
		TOTAL:	0.00	0.00	0.00

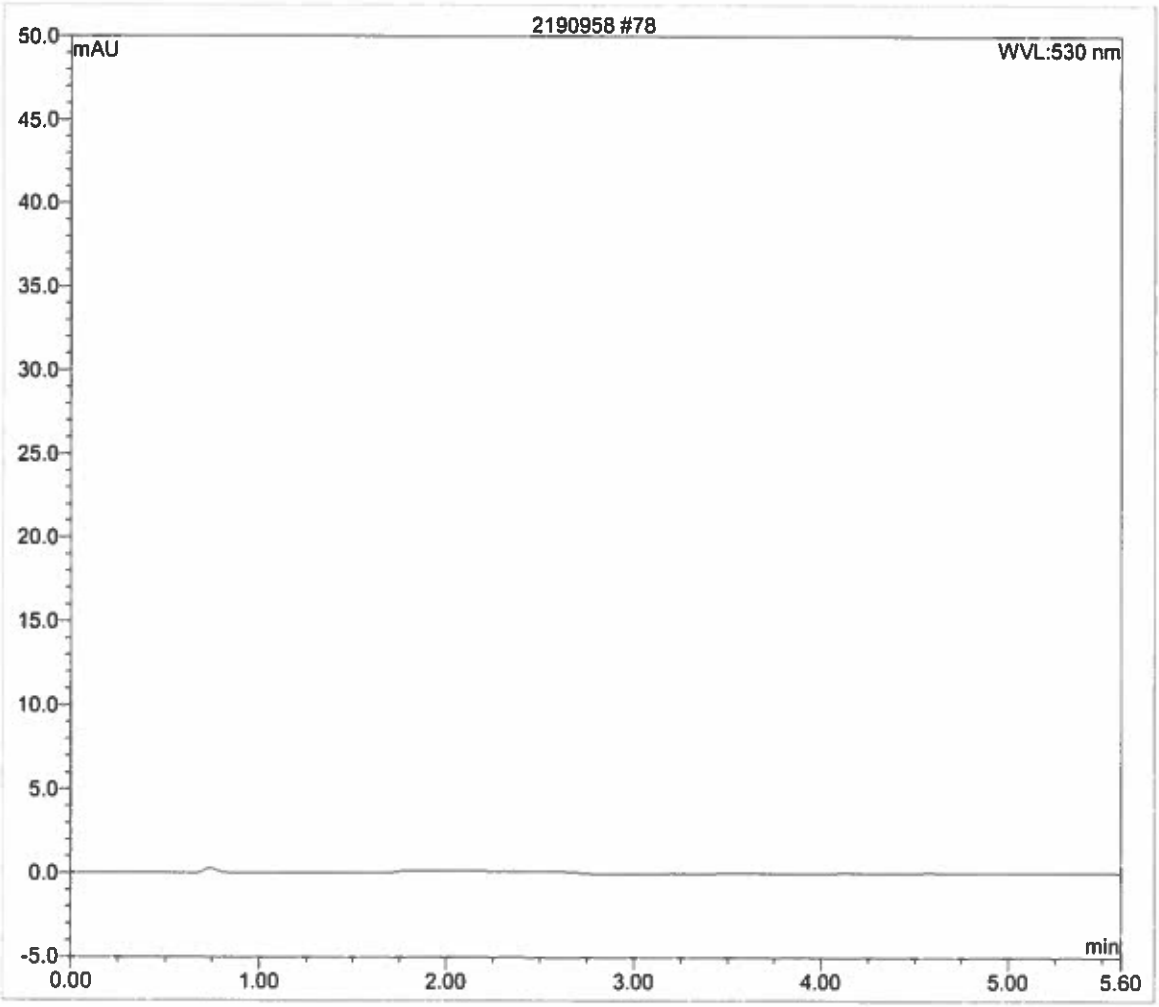

ALS Environmental

34 Dogwood Lane ▪ Middletown, PA 17057 ▪ Phone: 717-944-5541 ▪ Fax: 717-944-1430 ▪ www.alsglobal.com

NELAP Certifications: NJ PA010 , NY 11759 , PA 22-293 DoD ELAP: A2LA 0818.01
State Certifications: DE ID 11 , MA PA0102 , MD 128 , VA 460157 , WV 343

ANALYTICAL RESULTS

Workorder: 2076532 TMM040|112IC07335

Lab ID: **2076532002** Date Collected: 6/11/2015 11:40 Matrix: Water

Sample ID: **MSA-SW37B-061115** Date Received: 6/12/2015 06:55

Parameters	Results	Flag	Units	RDL	MDL	Method	Prepared By	Analyzed	By	*Cntr*
WET CHEMISTRY										
Hexavalent Chromium	0.14J	J	ug/L	0.25	0.052	EPA 218.6		6/12/15 11:34	FSC	A

Debra J Musser

Ms. Debra J. Musser
Project Coordinator

Operator:ALMDT.NoUser Timebase:ICS2100 Sequence:4-061215

Sample Name:	**2076532002**	*Dilution Factor:*	**1**
Sample Type:	**SAMPLE**	*Analyst*	**FSC**
Program:		*Queue*	**WETC**
Inj. Date/Time:	**06/12/15 11:34**	*Batch*	**155359**
Instrument	**IC-4**	*Method*	**218_6_060915**
Comment			

No.	Time min	Peak Name	Area mAU*min	Height mAU	Amount
1	4.50	Cr6	0.032	0.177	0.141
		TOTAL:	0.03	0.18	0.14

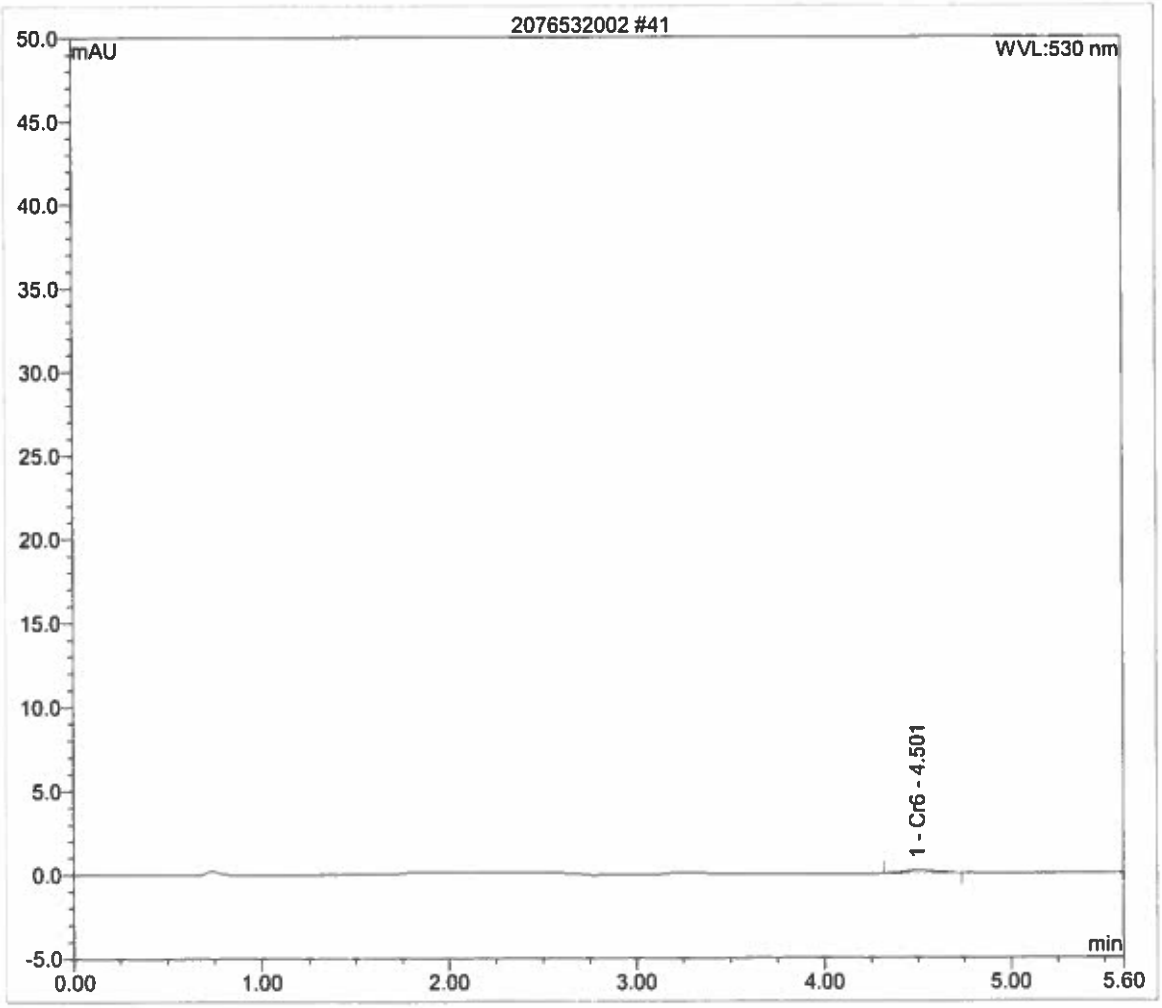

APPENDIX C—CHEMICAL RESULTS DATA TABLE

Table C-1
Chemical Results for Surface Water Samples-June 2015
Frog Mortar Creek
Lockheed Martin, Martin State Airport, Middle River, Maryland

LOCATION SAMPLE ID SAMPLE DATE MATRIX	EL-SW01A EL-SW01A-061115 20150611 SW	EL-SW01B EL-SW01B-061115 20150611 SW	EL-SW01C EL-SW01C-061115 20150611 SW	EL-SW01D EL-SW01D-061115 20150611 SW	MSA-SW-37A MSA-SW37A-061115 20150611 SW	MSA-SW-37B MSA-SW37B-061115 20150611 SW
VOLATILES (UG/L)						
1,1,1,2-TETRACHLOROETHANE	0.28 U	0.28 U	0.28 U	0.28 U	0.28 U	0.28 U
1,1,1-TRICHLOROETHANE	0.44 U	0.44 U	0.44 U	0.44 U	0.44 U	0.44 U
1,1,2,2-TETRACHLOROETHANE	0.22 U	0.22 U	0.22 U	0.22 U	0.22 U	0.22 U
1,1,2-TRICHLOROTRIFLUOROETHANE	0.45 U	0.45 U	0.45 U	0.45 U	0.45 U	0.45 U
1,1-DICHLOROETHANE	0.3 U	0.3 U	0.3 U	0.3 U	0.3 U	0.3 U
1,1-DICHLOROETHENE	0.45 U	0.45 U	0.45 U	0.45 U	0.45 U	0.45 U
1,1-DICHLOROPROPENE	0.42 U	0.42 U	0.42 U	0.42 U	0.42 U	0.42 U
1,2,3-TRICHLOROBENZENE	0.37 UJ	0.37 UJ	0.37 UJ	0.37 UJ	0.37 U	0.37 U
1,2,3-TRICHLOROPROPANE	0.44 U	0.44 U	0.44 U	0.44 U	0.44 U	0.44 U
1,2,3-TRIMETHYLBENZENE	0.47 U	0.47 U	0.47 U	0.47 U	0.47 U	0.47 U
1,2,4-TRICHLOROBENZENE	0.32 UJ	0.32 UJ	0.32 UJ	0.32 UJ	0.32 U	0.32 U
1,2,4-TRIMETHYLBENZENE	0.41 U	0.41 U	0.41 U	0.41 U	0.41 U	0.41 U
1,2-DIBROMO-3-CHLOROPROPANE	0.82 U	0.82 U	0.82 U	0.82 U	0.82 U	0.82 U
1,2-DIBROMOETHANE	0.32 U	0.32 U	0.32 U	0.32 U	0.32 U	0.32 U
1,2-DICHLOROBENZENE	0.25 U	0.25 U	0.25 U	0.25 U	0.25 U	0.25 U
1,2-DICHLOROETHANE	0.23 U	0.23 U	0.23 U	0.23 U	0.23 U	0.23 U
1,2-DICHLOROPROPANE	0.25 U	0.25 U	0.25 U	0.25 U	0.25 U	0.25 U
1,3-DICHLOROBENZENE	0.19 U	0.19 U	0.19 U	0.19 U	0.19 U	0.19 U
1,3-DICHLOROPROPANE	0.19 U	0.19 U	0.19 U	0.19 U	0.19 U	0.19 U
1,4-DICHLOROBENZENE	0.27 U	0.27 U	0.27 U	0.27 U	0.27 U	0.27 U
2,2-DICHLOROPROPANE	0.26 U	0.26 U	0.26 U	0.26 U	0.26 U	0.26 U
2-BUTANONE	0.53 U	0.53 U	0.53 U	0.53 U	0.53 U	0.53 U
2-CHLOROETHYL VINYL ETHER	0.59 UR	0.59 UR	0.59 UR	0.59 UR	0.59 UR	0.59 UR
2-CHLOROTOLUENE	0.4 U	0.4 U	0.4 U	0.4 U	0.4 U	0.4 U
2-HEXANONE	0.48 U	0.48 U	0.48 U	0.48 U	0.48 U	0.48 U
4-CHLOROTOLUENE	0.29 U	0.29 U	0.29 U	0.29 U	0.29 U	0.29 U
4-ISOPROPYLTOLUENE	0.43 U	0.43 U	0.43 U	0.43 U	0.43 U	0.43 U
4-METHYL-2-PENTANONE	0.99 U	0.99 U	0.99 U	0.99 U	0.99 U	0.99 U
ACETONE	0.94 U	0.94 U	0.94 U	0.94 U	0.94 U	0.94 U
BENZENE	0.35 U	0.35 U	0.35 U	0.35 U	0.35 U	0.35 U
BROMOBENZENE	0.35 U	0.35 U	0.35 U	0.35 U	0.35 U	0.35 U
BROMOCHLOROMETHANE	0.5 U	0.5 U	0.5 U	0.5 U	0.5 U	0.5 U
BROMODICHLOROMETHANE	0.29 U	0.29 U	0.29 U	0.29 U	0.29 U	0.29 U
BROMOFORM	0.56 U	0.56 U	0.56 U	0.56 U	0.56 U	0.56 U
BROMOMETHANE	0.44 U	0.44 U	0.44 U	0.44 U	0.44 U	0.44 U
CARBON DISULFIDE	0.38 U	0.38 U	0.38 U	0.38 U	0.38 U	0.38 U
CARBON TETRACHLORIDE	0.43 U	0.43 U	0.43 U	0.43 U	0.43 U	0.43 U
CHLOROBENZENE	0.25 U	0.25 U	0.25 U	0.25 U	0.25 U	0.25 U
CHLORODIBROMOMETHANE	0.43 U	0.43 U	0.43 U	0.43 U	0.43 U	0.43 U
CHLOROETHANE	0.32 U	0.32 U	0.32 U	0.32 U	0.32 U	0.32 U
CHLOROFORM	0.25 U	0.25 U	0.25 U	0.25 U	0.25 U	0.25 U

Table C-1
Chemical Results for Surface Water Samples-June 2015
Frog Mortar Creek
Lockheed Martin, Martin State Airport, Middle River, Maryland

LOCATION SAMPLE ID SAMPLE DATE MATRIX	EL-SW01A EL-SW01A-061115 20150611 SW	EL-SW01B EL-SW01B-061115 20150611 SW	EL-SW01C EL-SW01C-061115 20150611 SW	EL-SW01D EL-SW01D-061115 20150611 SW	MSA-SW-37A MSA-SW37A-061115 20150611 SW	MSA-SW-37B MSA-SW37B-061115 20150611 SW
CHLOROMETHANE	0.44 U	0.44 U	0.44 U	0.44 U	0.44 U	0.44 U
CIS-1,2-DICHLOROETHENE	0.26 U	0.26 U	0.26 U	0.28 J	0.36 J	0.35 J
CIS-1,3-DICHLOROPROPENE	0.46 U	0.46 U	0.46 U	0.46 U	0.46 U	0.46 U
DIBROMOMETHANE	0.42 U	0.42 U	0.42 U	0.42 U	0.42 U	0.42 U
DICHLORODIFLUOROMETHANE	0.32 UJ	0.32 UJ	0.32 UJ	0.32 UJ	0.32 U	0.32 U
DIISOPROPYL ETHER	0.5 U	0.5 U	0.5 U	0.5 U	0.5 U	0.5 U
ETHYL TERT-BUTYL ETHER	0.23 U	0.23 U	0.23 U	0.23 U	0.23 U	0.23 U
ETHYLBENZENE	0.25 U	0.25 U	0.25 U	0.25 U	0.25 U	0.25 U
HEXACHLOROBUTADIENE	0.35 UJ	0.35 UJ	0.35 UJ	0.35 UJ	0.35 U	0.35 U
ISOPROPYLBENZENE	0.35 U	0.35 U	0.35 U	0.35 U	0.35 U	0.35 U
M+P-XYLENES	0.24 U	0.24 U	0.24 U	0.24 U	0.24 U	0.26 J
METHYL TERT-BUTYL ETHER	0.2 U	0.2 U	0.2 U	0.2 U	0.2 U	0.2 U
METHYLENE CHLORIDE	0.33 U	0.33 U	0.33 U	0.33 U	0.33 U	0.33 U
NAPHTHALENE	0.45 U	0.45 U	0.45 U	0.45 U	0.45 U	0.45 U
N-BUTYLBENZENE	0.31 U	0.31 U	0.31 U	0.31 U	0.31 U	0.31 U
N-PROPYLBENZENE	0.4 U	0.4 U	0.4 U	0.4 U	0.4 U	0.4 U
O-XYLENE	0.25 U	0.25 U	0.25 U	0.25 U	0.25 U	0.25 U
SEC-BUTYLBENZENE	0.48 U	0.48 U	0.48 U	0.48 U	0.48 U	0.48 U
STYRENE	0.45 U	0.45 U	0.45 U	0.45 U	0.45 U	0.45 U
TERT-AMYL METHYL ETHER	0.3 U	0.3 U	0.3 U	0.3 U	0.3 U	0.3 U
TERT-BUTYLBENZENE	0.41 U	0.41 U	0.41 U	0.41 U	0.41 U	0.41 U
TERTIARY-BUTYL ALCOHOL	4.9 U	4.9 U	4.9 U	4.9 U	4.9 U	4.9 U
TETRACHLOROETHENE	0.31 U	0.31 U	0.31 U	0.31 U	0.31 U	0.31 U
TOLUENE	0.23 U	0.23 U	0.23 U	0.23 U	0.23 U	0.23 U
TOTAL XYLENES	0.52 U	0.52 U	0.52 U	0.52 U	0.52 U	0.52 U
TRANS-1,2-DICHLOROETHENE	0.3 U	0.3 U	0.3 U	0.3 U	0.3 U	0.3 U
TRANS-1,3-DICHLOROPROPENE	0.56 U	0.56 U	0.56 U	0.56 U	0.56 U	0.56 U
TRICHLOROETHENE	0.23 J	0.22 U	0.23 J	0.56 J	0.69 J	0.72 J
TRICHLOROFLUOROMETHANE	0.49 U	0.49 U	0.49 U	0.49 U	0.49 U	0.49 U
VINYL ACETATE	0.41 U	0.41 U	0.41 U	0.41 U	0.41 U	0.41 U
VINYL CHLORIDE	0.29 U	0.29 U	0.29 U	0.29 U	0.29 U	0.29 U
DISSOLVED METALS (UG/L)						
ANTIMONY	NA	NA	NA	NA	0.27 J	0.29 J
ARSENIC	NA	NA	NA	NA	1.4 U	1.4 U
BARIUM	NA	NA	NA	NA	24	24
BERYLLIUM	NA	NA	NA	NA	0.09 U	0.079 U
CADMIUM	NA	NA	NA	NA	0.45 J	0.47 J
CHROMIUM	NA	NA	NA	NA	2.2 U	2.4 U
COBALT	NA	NA	NA	NA	0.25 U	0.18 U
COPPER	NA	NA	NA	NA	7.8 U	8.3 U
LEAD	NA	NA	NA	NA	0.11 U	0.11 U
MERCURY	NA	NA	NA	NA	0.09 U	0.09 U

Table C-1
Chemical Results for Surface Water Samples-June 2015
Frog Mortar Creek
Lockheed Martin, Martin State Airport, Middle River, Maryland

LOCATION SAMPLE ID SAMPLE DATE MATRIX	EL-SW01A EL-SW01A-061115 20150611 SW	EL-SW01B EL-SW01B-061115 20150611 SW	EL-SW01C EL-SW01C-061115 20150611 SW	EL-SW01D EL-SW01D-061115 20150611 SW	MSA-SW-37A MSA-SW37A-061115 20150611 SW	MSA-SW-37B MSA-SW37B-061115 20150611 SW
MOLYBDENUM	NA	NA	NA	NA	1.6 J	1.6 J
NICKEL	NA	NA	NA	NA	2.6 U	2.7 U
SELENIUM	NA	NA	NA	NA	0.48 J	0.53 J
SILVER	NA	NA	NA	NA	0.02 U	0.02 U
THALLIUM	NA	NA	NA	NA	0.074 U	0.074 U
TUNGSTEN	NA	NA	NA	NA	0.5 U	0.5 U
VANADIUM	NA	NA	NA	NA	1.6 U	1.7 U
ZINC	NA	NA	NA	NA	11 J	14 J
MISCELLANEOUS PARAMETERS (MG/L)						
CALCIUM HARDNESS AS CACO3	NA	NA	NA	NA	93	92
HARDNESS AS CACO3	NA	NA	NA	NA	410	410
MAGNESIUM HARDNESS AS CACO3	NA	NA	NA	NA	320	310
MISCELLANEOUS PARAMETERS (UG/L)						
HEXAVALENT CHROMIUM	NA	NA	NA	NA	0.14 J	0.14 J
TENTATIVELY IDENTIFIED COMPOUNDS-VOLATILES (UG/L)						
2-PENTANOL, 4-METHYL-	NA	NA	NA	NA	NA	NA
CHLORODIFLUOROMETHANE	1 UJ	1 UJ	1 UJ	1 UJ	1 UJ	1 UJ

Table C-1
Chemical Results for Surface Water Samples-June 2015
Frog Mortar Creek
Lockheed Martin, Martin State Airport, Middle River, Maryland

LOCATION SAMPLE ID SAMPLE DATE MATRIX	MSA-SW-37C MSA-SW37C-061115 20150611 SW	MSA-SW-37D MSA-SW37D-061115 20150611 SW	MSA-SW-38A MSA-SW38A-061115 20150611 SW	MSA-SW-38B MSA-SW38B-061115 20150611 SW	MSA-SW-38C MSA-SW38C-061115 20150611 SW	MSA-SW-38D MSA-SW38D-061115 20150611 SW
VOLATILES (UG/L)						
1,1,1,2-TETRACHLOROETHANE	0.28 U	0.28 U	0.28 U	0.28 U	0.28 U	0.28 U
1,1,1-TRICHLOROETHANE	0.44 U	0.44 U	0.44 U	0.44 U	0.44 U	0.44 U
1,1,2,2-TETRACHLOROETHANE	0.22 U	0.22 U	0.22 U	0.22 U	0.22 U	0.22 U
1,1,2-TRICHLOROTRIFLUOROETHANE	0.45 U	0.45 U	0.45 U	0.45 U	0.45 U	0.45 U
1,1-DICHLOROETHANE	0.3 U	0.3 U	0.3 U	0.3 U	0.3 U	0.3 U
1,1-DICHLOROETHENE	0.45 U	0.45 U	0.45 U	0.45 U	0.45 U	0.45 U
1,1-DICHLOROPROPENE	0.42 U	0.42 U	0.42 U	0.42 U	0.42 U	0.42 U
1,2,3-TRICHLOROBENZENE	0.37 U	0.37 U	0.37 U	0.37 U	0.37 U	0.37 U
1,2,3-TRICHLOROPROPANE	0.44 U	0.44 U	0.44 U	0.44 U	0.44 U	0.44 U
1,2,3-TRIMETHYLBENZENE	0.47 U	0.47 U	0.47 U	0.47 U	0.47 U	0.47 U
1,2,4-TRICHLOROBENZENE	0.32 U	0.32 U	0.32 U	0.32 U	0.32 U	0.32 U
1,2,4-TRIMETHYLBENZENE	0.41 U	0.41 U	0.41 U	0.41 U	0.41 U	0.41 U
1,2-DIBROMO-3-CHLOROPROPANE	0.82 U	0.82 U	0.82 U	0.82 U	0.82 U	0.82 U
1,2-DIBROMOETHANE	0.32 U	0.32 U	0.32 U	0.32 U	0.32 U	0.32 U
1,2-DICHLOROBENZENE	0.25 U	0.25 U	0.25 U	0.25 U	0.25 U	0.25 U
1,2-DICHLOROETHANE	0.23 U	0.23 U	0.23 U	0.23 U	0.23 U	0.23 U
1,2-DICHLOROPROPANE	0.25 U	0.25 U	0.25 U	0.25 U	0.25 U	0.25 U
1,3-DICHLOROBENZENE	0.19 U	0.19 U	0.19 U	0.19 U	0.19 U	0.19 U
1,3-DICHLOROPROPANE	0.19 U	0.19 U	0.19 U	0.19 U	0.19 U	0.19 U
1,4-DICHLOROBENZENE	0.27 U	0.27 U	0.44 J	0.27 U	0.27 U	0.27 U
2,2-DICHLOROPROPANE	0.26 U	0.26 U	0.26 U	0.26 U	0.26 U	0.26 U
2-BUTANONE	0.53 U	0.53 U	0.53 U	0.53 U	0.53 U	0.53 U
2-CHLOROETHYL VINYL ETHER	0.59 UR	0.59 UR	0.59 UR	0.59 UR	0.59 UR	0.59 UR
2-CHLOROTOLUENE	0.4 U	0.4 U	0.4 U	0.4 U	0.4 U	0.4 U
2-HEXANONE	0.48 U	0.48 U	0.48 U	0.48 U	0.48 U	0.48 U
4-CHLOROTOLUENE	0.29 U	0.29 U	0.29 U	0.29 U	0.29 U	0.29 U
4-ISOPROPYLTOLUENE	0.43 U	0.43 U	0.43 U	0.43 U	0.43 U	0.43 U
4-METHYL-2-PENTANONE	0.99 U	0.99 U	0.99 U	0.99 U	0.99 U	0.99 U
ACETONE	0.94 U	0.94 U	0.94 U	0.94 U	0.94 U	0.94 U
BENZENE	0.35 U	0.35 U	0.35 U	0.35 U	0.35 U	0.35 U
BROMOBENZENE	0.35 U	0.35 U	0.35 U	0.35 U	0.35 U	0.35 U
BROMOCHLOROMETHANE	0.5 U	0.5 U	0.5 U	0.5 U	0.5 U	0.5 U
BROMODICHLOROMETHANE	0.29 U	0.29 U	0.29 U	0.29 U	0.29 U	0.29 U
BROMOFORM	0.56 U	0.56 U	0.56 U	0.56 U	0.56 U	0.56 U
BROMOMETHANE	0.44 U	0.44 U	0.44 U	0.44 U	0.44 U	0.44 U
CARBON DISULFIDE	0.38 U	0.38 U	0.38 U	0.38 U	0.38 U	0.38 U
CARBON TETRACHLORIDE	0.43 U	0.43 U	0.43 U	0.43 U	0.43 U	0.43 U
CHLOROBENZENE	0.25 U	0.25 U	0.25 U	0.25 U	0.25 U	0.25 U
CHLORODIBROMOMETHANE	0.43 U	0.43 U	0.43 U	0.43 U	0.43 U	0.43 U
CHLOROETHANE	0.32 U	0.32 U	0.32 U	0.32 U	0.32 U	0.32 U
CHLOROFORM	0.25 U	0.25 U	0.25 U	0.25 U	0.25 U	0.25 U

Table C-1
Chemical Results for Surface Water Samples-June 2015
Frog Mortar Creek
Lockheed Martin, Martin State Airport, Middle River, Maryland

LOCATION SAMPLE ID SAMPLE DATE MATRIX	MSA-SW-37C MSA-SW37C-061115 20150611 SW	MSA-SW-37D MSA-SW37D-061115 20150611 SW	MSA-SW-38A MSA-SW38A-061115 20150611 SW	MSA-SW-38B MSA-SW38B-061115 20150611 SW	MSA-SW-38C MSA-SW38C-061115 20150611 SW	MSA-SW-38D MSA-SW38D-061115 20150611 SW
CHLOROMETHANE	0.44 U	0.44 U	0.44 U	0.44 U	0.44 U	0.44 U
CIS-1,2-DICHLOROETHENE	0.44 J	0.5 J	9.9	1.1	1.1	0.29 J
CIS-1,3-DICHLOROPROPENE	0.46 U	0.46 U	0.46 U	0.46 U	0.46 U	0.46 U
DIBROMOMETHANE	0.42 U	0.42 U	0.42 U	0.42 U	0.42 U	0.42 U
DICHLORODIFLUOROMETHANE	0.32 U	0.32 U	0.32 U	0.32 U	0.32 U	0.32 U
DIISOPROPYL ETHER	0.5 U	0.5 U	0.5 U	0.5 U	0.5 U	0.5 U
ETHYL TERT-BUTYL ETHER	0.23 U	0.23 U	0.23 U	0.23 U	0.23 U	0.23 U
ETHYLBENZENE	0.25 U	0.25 U	0.25 U	0.25 U	0.25 U	0.25 U
HEXACHLOROBUTADIENE	0.35 U	0.35 U	0.35 U	0.35 U	0.35 U	0.35 U
ISOPROPYLBENZENE	0.35 U	0.35 U	0.35 U	0.35 U	0.35 U	0.35 U
M+P-XYLENES	0.24 U	0.24 U	0.53 J	0.24 U	0.24 U	0.24 J
METHYL TERT-BUTYL ETHER	0.2 U	0.2 U	0.2 U	0.2 U	0.2 U	0.2 U
METHYLENE CHLORIDE	0.33 U	0.33 U	0.33 U	0.33 U	0.33 U	0.33 U
NAPHTHALENE	0.45 U	0.45 U	0.45 U	0.45 U	0.45 U	0.45 U
N-BUTYLBENZENE	0.31 U	0.31 U	0.31 U	0.31 U	0.31 U	0.31 U
N-PROPYLBENZENE	0.4 U	0.4 U	0.4 U	0.4 U	0.4 U	0.4 U
O-XYLENE	0.25 U	0.25 U	0.28 J	0.25 U	0.25 U	0.25 U
SEC-BUTYLBENZENE	0.48 U	0.48 U	0.48 U	0.48 U	0.48 U	0.48 U
STYRENE	0.45 U	0.45 U	0.45 U	0.45 U	0.45 U	0.45 U
TERT-AMYL METHYL ETHER	0.3 U	0.3 U	0.3 U	0.3 U	0.3 U	0.3 U
TERT-BUTYLBENZENE	0.41 U	0.41 U	0.41 U	0.41 U	0.41 U	0.41 U
TERTIARY-BUTYL ALCOHOL	4.9 U	4.9 U	4.9 U	4.9 U	4.9 U	4.9 U
TETRACHLOROETHENE	0.31 U	0.31 U	0.31 U	0.31 U	0.31 U	0.31 U
TOLUENE	0.23 U	0.23 U	0.23 U	0.23 U	0.23 U	0.23 U
TOTAL XYLENES	0.52 U	0.52 U	0.81 J	0.52 U	0.52 U	0.24 J
TRANS-1,2-DICHLOROETHENE	0.3 U	0.3 U	0.3 U	0.3 U	0.3 U	0.3 U
TRANS-1,3-DICHLOROPROPENE	0.56 U	0.56 U	0.56 U	0.56 U	0.56 U	0.56 U
TRICHLOROETHENE	0.66 J	1.1	3	1.5	2.2	0.53 J
TRICHLOROFLUOROMETHANE	0.49 U	0.49 U	0.49 U	0.49 U	0.49 U	0.49 U
VINYL ACETATE	0.41 U	0.41 U	0.41 U	0.41 U	0.41 U	0.41 U
VINYL CHLORIDE	0.29 J	0.29 U	5.8	0.61	0.58	0.29 U
DISSOLVED METALS (UG/L)						
ANTIMONY	0.29 J	0.25 J	0.27 J	0.34 U	0.41 U	0.29 U
ARSENIC	1.5 U	1.5 U	1.4 U	1.6 J	1.7 J	1.4 U
BARIUM	25	24	24	25	24	24
BERYLLIUM	0.061 U	0.056 U	0.064 U	0.62 U	0.96 U	0.51 U
CADMIUM	0.41 J	0.38 J	0.93 J	0.46 J	0.48 J	0.34 J
CHROMIUM	2.4 U	2.3 U	2.3 U	1.8 U	2 U	1.9 U
COBALT	0.15 U	0.12 U	0.8 J	0.32 U	0.32 U	0.18 U
COPPER	9 U	9.1 U	7.6 U	8 U	8.1 U	8.4 U
LEAD	0.13 J	0.11 U	0.11 J	0.14 J	0.15 J	0.11 J
MERCURY	0.09 U	0.09 U	0.09 U	0.09 U	0.09 U	0.09 U

Table C-1
Chemical Results for Surface Water Samples-June 2015
Frog Mortar Creek
Lockheed Martin, Martin State Airport, Middle River, Maryland

LOCATION SAMPLE ID SAMPLE DATE MATRIX	MSA-SW-37C MSA-SW37C-061115 20150611 SW	MSA-SW-37D MSA-SW37D-061115 20150611 SW	MSA-SW-38A MSA-SW38A-061115 20150611 SW	MSA-SW-38B MSA-SW38B-061115 20150611 SW	MSA-SW-38C MSA-SW38C-061115 20150611 SW	MSA-SW-38D MSA-SW38D-061115 20150611 SW
MOLYBDENUM	1.6 J	1.5 J	1.6 J	1.8 U	1.7 U	1.6 U
NICKEL	2.7 U	2.7 U	2.6 U	1.4 U	1.5 U	1.4 U
SELENIUM	0.52 J	0.49 J	0.66 J	0.83 U	0.99 U	0.73 U
SILVER	0.02 U	0.02 U	0.02 U	0.02 U	0.02 U	0.02 U
THALLIUM	0.074 U	0.074 U	0.074 U	0.12 U	0.14 U	0.074 U
TUNGSTEN	0.5 U	0.5 U	0.5 U	0.56 U	0.6 U	0.5 U
VANADIUM	1.8 U	1.7 U	1.6 U	1.6 U	1.8 U	1.7 U
ZINC	11 J	12 J	12 J	11 U	11 U	12 U
MISCELLANEOUS PARAMETERS (MG/L)						
CALCIUM HARDNESS AS CACO3	96	93	94	92	91	92
HARDNESS AS CACO3	430	410	410	420	420	420
MAGNESIUM HARDNESS AS CACO3	330	320	320	330	330	320
MISCELLANEOUS PARAMETERS (UG/L)						
HEXAVALENT CHROMIUM	0.15 J	0.15 J	0.15 J	0.14 J	0.15 J	0.14 J
TENTATIVELY IDENTIFIED COMPOUNDS-VOLATILES (UG/L)						
2-PENTANOL, 4-METHYL-	NA	NA	NA	NA	NA	NA
CHLORODIFLUOROMETHANE	1 UJ	1 UJ	1 UJ	1 UJ	1 UJ	1 UJ

Table C-1
Chemical Results for Surface Water Samples-June 2015
Frog Mortar Creek
Lockheed Martin, Martin State Airport, Middle River, Maryland

LOCATION	MSA-SW-39A	MSA-SW-39B	MSA-SW-39C	MSA-SW-39D	MSA-SW-40A	MSA-SW-40B
SAMPLE ID	MSA-SW39A-061115	MSA-SW39B-061115	MSA-SW39C-061115	MSA-SW39D-061115	MSA-SW40A-061115	MSA-SW40B-061115
SAMPLE DATE	20150611	20150611	20150611	20150611	20150611	20150611
MATRIX	SW	SW	SW	SW	SW	SW
VOLATILES (UG/L)						
1,1,1,2-TETRACHLOROETHANE	0.28 U	0.28 U	0.28 U	0.28 U	0.28 U	0.28 U
1,1,1-TRICHLOROETHANE	0.44 U	0.44 U	0.44 U	0.44 U	0.44 U	0.44 U
1,1,2,2-TETRACHLOROETHANE	0.22 U	0.22 U	0.22 U	0.22 U	0.22 U	0.22 U
1,1,2-TRICHLOROTRIFLUOROETHANE	0.45 U	0.45 U	0.45 U	0.45 U	0.45 U	0.45 U
1,1-DICHLOROETHANE	0.3 U	0.3 U	0.3 U	0.3 U	0.3 U	0.3 U
1,1-DICHLOROETHENE	0.45 U	0.45 U	0.45 U	0.45 U	0.45 U	0.45 U
1,1-DICHLOROPROPENE	0.42 U	0.42 U	0.42 U	0.42 U	0.42 U	0.42 U
1,2,3-TRICHLOROBENZENE	0.37 U	0.37 U	0.37 U	0.37 U	0.37 U	0.37 U
1,2,3-TRICHLOROPROPANE	0.44 U	0.44 U	0.44 U	0.44 U	0.44 U	0.44 U
1,2,3-TRIMETHYLBENZENE	0.47 U	0.47 U	0.47 U	0.47 U	0.47 U	0.47 U
1,2,4-TRICHLOROBENZENE	0.32 U	0.32 U	0.32 U	0.32 U	0.32 U	0.32 U
1,2,4-TRIMETHYLBENZENE	0.41 U	0.41 U	0.41 U	0.41 U	0.41 U	0.41 U
1,2-DIBROMO-3-CHLOROPROPANE	0.82 U	0.82 U	0.82 U	0.82 U	0.82 U	0.82 U
1,2-DIBROMOETHANE	0.32 U	0.32 U	0.32 U	0.32 U	0.32 U	0.32 U
1,2-DICHLOROBENZENE	0.25 U	0.25 U	0.25 U	0.25 U	0.25 U	0.25 U
1,2-DICHLOROETHANE	0.23 U	0.23 U	0.23 U	0.23 U	0.23 U	0.23 U
1,2-DICHLOROPROPANE	0.25 U	0.25 U	0.25 U	0.25 U	0.25 U	0.25 U
1,3-DICHLOROBENZENE	0.19 U	0.19 U	0.19 U	0.19 U	0.19 U	0.19 U
1,3-DICHLOROPROPANE	0.19 U	0.19 U	0.19 U	0.19 U	0.19 U	0.19 U
1,4-DICHLOROBENZENE	0.27 U	0.27 U	0.27 U	0.27 U	0.27 U	0.27 U
2,2-DICHLOROPROPANE	0.26 U	0.26 U	0.26 U	0.26 U	0.26 U	0.26 U
2-BUTANONE	0.53 U	0.53 U	0.53 U	0.53 U	0.53 U	0.53 U
2-CHLOROETHYL VINYL ETHER	0.59 UR	0.59 UR	0.59 UR	0.59 UR	0.59 UR	0.59 UR
2-CHLOROTOLUENE	0.4 U	0.4 U	0.4 U	0.4 U	0.4 U	0.4 U
2-HEXANONE	0.48 U	0.48 U	0.48 U	0.48 U	0.48 U	0.48 U
4-CHLOROTOLUENE	0.29 U	0.29 U	0.29 U	0.29 U	0.29 U	0.29 U
4-ISOPROPYLTOLUENE	0.43 U	0.43 U	0.43 U	0.43 U	0.43 U	0.43 U
4-METHYL-2-PENTANONE	0.99 U	0.99 U	0.99 U	0.99 U	0.99 U	0.99 U
ACETONE	0.94 U	0.94 U	0.94 U	0.94 U	0.94 U	0.94 U
BENZENE	0.35 U	0.35 U	0.35 U	0.35 U	0.35 U	0.35 U
BROMOBENZENE	0.35 U	0.35 U	0.35 U	0.35 U	0.35 U	0.35 U
BROMOCHLOROMETHANE	0.5 U	0.5 U	0.5 U	0.5 U	0.5 U	0.5 U
BROMODICHLOROMETHANE	0.29 U	0.29 U	0.29 U	0.29 U	0.29 U	0.29 U
BROMOFORM	0.56 U	0.56 U	0.56 U	0.56 U	0.56 U	0.56 U
BROMOMETHANE	0.44 U	0.44 U	0.44 U	0.44 U	0.44 U	0.44 U
CARBON DISULFIDE	0.38 U	0.38 U	0.38 U	0.38 U	0.38 U	0.38 U
CARBON TETRACHLORIDE	0.43 U	0.43 U	0.43 U	0.43 U	0.43 U	0.43 U
CHLOROBENZENE	0.25 U	0.25 U	0.25 U	0.25 U	0.25 U	0.25 U
CHLORODIBROMOMETHANE	0.43 U	0.43 U	0.43 U	0.43 U	0.43 U	0.43 U
CHLOROETHANE	0.32 U	0.32 U	0.32 U	0.32 U	0.32 U	0.32 U
CHLOROFORM	0.25 U	0.25 U	0.25 U	0.25 U	0.25 U	0.25 U

Table C-1
Chemical Results for Surface Water Samples-June 2015
Frog Mortar Creek
Lockheed Martin, Martin State Airport, Middle River, Maryland

LOCATION SAMPLE ID SAMPLE DATE MATRIX	MSA-SW-39A MSA-SW39A-061115 20150611 SW	MSA-SW-39B MSA-SW39B-061115 20150611 SW	MSA-SW-39C MSA-SW39C-061115 20150611 SW	MSA-SW-39D MSA-SW39D-061115 20150611 SW	MSA-SW-40A MSA-SW40A-061115 20150611 SW	MSA-SW-40B MSA-SW40B-061115 20150611 SW
CHLOROMETHANE	0.44 U	0.44 U	0.44 U	0.44 U	0.44 U	0.44 U
CIS-1,2-DICHLOROETHENE	0.32 J	0.26 U	0.38 J	0.46 J	1.7	1
CIS-1,3-DICHLOROPROPENE	0.46 U	0.46 U	0.46 U	0.46 U	0.46 U	0.46 U
DIBROMOMETHANE	0.42 U	0.42 U	0.42 U	0.42 U	0.42 U	0.42 U
DICHLORODIFLUOROMETHANE	0.32 U	0.32 U	0.32 U	0.32 U	0.32 U	0.32 U
DIISOPROPYL ETHER	0.5 U	0.5 U	0.5 U	0.5 U	0.5 U	0.5 U
ETHYL TERT-BUTYL ETHER	0.23 U	0.23 U	0.23 U	0.23 U	0.23 U	0.23 U
ETHYLBENZENE	0.25 U	0.25 U	0.25 U	0.25 U	0.25 U	0.25 U
HEXACHLOROBUTADIENE	0.35 U	0.35 U	0.35 U	0.35 U	0.35 U	0.35 U
ISOPROPYLBENZENE	0.35 U	0.35 U	0.35 U	0.35 U	0.35 U	0.35 U
M+P-XYLENES	0.24 U	0.24 U	0.24 U	0.34 J	0.24 U	0.24 U
METHYL TERT-BUTYL ETHER	0.2 U	0.2 U	0.2 U	0.2 U	0.2 U	0.2 U
METHYLENE CHLORIDE	0.33 U	0.33 U	0.33 U	0.33 U	0.33 U	0.33 U
NAPHTHALENE	0.45 U	0.45 U	0.45 U	0.45 U	0.45 U	0.45 U
N-BUTYLBENZENE	0.31 U	0.31 U	0.31 U	0.31 U	0.31 U	0.31 U
N-PROPYLBENZENE	0.4 U	0.4 U	0.4 U	0.4 U	0.4 U	0.4 U
O-XYLENE	0.25 U	0.25 U	0.25 U	0.28 J	0.25 U	0.25 U
SEC-BUTYLBENZENE	0.48 U	0.48 U	0.48 U	0.48 U	0.48 U	0.48 U
STYRENE	0.45 U	0.45 U	0.45 U	0.45 U	0.45 U	0.45 U
TERT-AMYL METHYL ETHER	0.3 U	0.3 U	0.3 U	0.3 U	0.3 U	0.3 U
TERT-BUTYLBENZENE	0.41 U	0.41 U	0.41 U	0.41 U	0.41 U	0.41 U
TERTIARY-BUTYL ALCOHOL	4.9 U	4.9 U	4.9 U	4.9 U	4.9 U	4.9 U
TETRACHLOROETHENE	0.31 U	0.31 U	0.31 U	0.31 U	0.31 U	0.31 U
TOLUENE	0.23 U	0.23 U	0.23 U	0.32 J	0.23 U	0.23 U
TOTAL XYLENES	0.52 U	0.52 U	0.52 U	0.62 J	0.52 U	0.52 U
TRANS-1,2-DICHLOROETHENE	0.3 U	0.3 U	0.3 U	0.3 U	0.3 U	0.3 U
TRANS-1,3-DICHLOROPROPENE	0.56 U	0.56 U	0.56 U	0.56 U	0.56 U	0.56 U
TRICHLOROETHENE	0.42 J	0.31 J	0.47 J	0.46 J	4.1	2.9
TRICHLOROFLUOROMETHANE	0.49 U	0.49 U	0.49 U	0.49 U	0.49 U	0.49 U
VINYL ACETATE	0.41 U	0.41 U	0.41 U	0.41 U	0.41 U	0.41 U
VINYL CHLORIDE	0.29 U	0.29 U	0.29 U	0.29 U	0.81	0.55
DISSOLVED METALS (UG/L)						
ANTIMONY	0.42 U	0.27 U	0.24 U	0.22 U	0.24 U	0.26 U
ARSENIC	1.4 U	1.5 J	1.5 J	1.4 U	1.4 U	1.4 U
BARIUM	26	27	26	25	23	23
BERYLLIUM	0.31 U	0.23 U	0.19 U	0.16 U	0.16 U	0.14 U
CADMIUM	0.2 J	0.18 J	0.2 J	0.19 J	0.37 J	0.4 J
CHROMIUM	1.9 U	1.9 U	1.9 U	2 U	2 U	2 U
COBALT	0.26 U	0.24 U	0.22 U	0.18 U	0.26 U	0.27 U
COPPER	6.8 U	7.3 U	7.4 U	7.2 U	16	7.8 U
LEAD	0.11 U	0.12 J	0.14 J	0.11 U	0.11 U	0.11 U
MERCURY	0.09 U	0.09 U	0.09 U	0.09 U	0.09 U	0.09 U

Table C-1
Chemical Results for Surface Water Samples-June 2015
Frog Mortar Creek
Lockheed Martin, Martin State Airport, Middle River, Maryland

LOCATION SAMPLE ID SAMPLE DATE MATRIX	MSA-SW-39A MSA-SW39A-061115 20150611 SW	MSA-SW-39B MSA-SW39B-061115 20150611 SW	MSA-SW-39C MSA-SW39C-061115 20150611 SW	MSA-SW-39D MSA-SW39D-061115 20150611 SW	MSA-SW-40A MSA-SW40A-061115 20150611 SW	MSA-SW-40B MSA-SW40B-061115 20150611 SW
MOLYBDENUM	1.6 U	1.6 U	1.6 U	1.6 U	1.5 U	1.5 U
NICKEL	1.5 U	1.5 U	1.4 U	1.4 U	1.2 U	1.6 J
SELENIUM	0.81 U	0.91 U	0.65 U	0.6 U	0.69 U	0.53 U
SILVER	0.02 U	0.02 U	0.02 U	0.02 U	0.02 U	0.02 U
THALLIUM	0.074 U	0.074 U	0.074 U	0.074 U	0.074 U	0.074 U
TUNGSTEN	0.5 U	0.5 U	0.5 U	0.5 U	0.5 U	0.5 U
VANADIUM	1.5 U	1.5 U	1.6 U	1.7 U	1.6 U	1.8 U
ZINC	12 U	9.3 U	9.2 U	8.5 U	13 U	11 U
MISCELLANEOUS PARAMETERS (MG/L)						
CALCIUM HARDNESS AS CACO3	97	97	95	96	91	89
HARDNESS AS CACO3	440	450	440	440	400	400
MAGNESIUM HARDNESS AS CACO3	350	350	350	350	310	310
MISCELLANEOUS PARAMETERS (UG/L)						
HEXAVALENT CHROMIUM	0.13 J	0.12 J	0.13 J	0.13 J	0.14 J	0.15 J
TENTATIVELY IDENTIFIED COMPOUNDS-VOLATILES (UG/L)						
2-PENTANOL, 4-METHYL-	NA	NA	NA	NA	NA	NA
CHLORODIFLUOROMETHANE	1 UJ	1 UJ	1 UJ	1 UJ	1 UJ	1 UJ

Table C-1
Chemical Results for Surface Water Samples-June 2015
Frog Mortar Creek
Lockheed Martin, Martin State Airport, Middle River, Maryland

LOCATION SAMPLE ID SAMPLE DATE MATRIX	MSA-SW-40C MSA-SW40C-061115 20150611 SW	MSA-SW-40D MSA-SW40D-061115 20150611 SW	MSA-SW-41A MSA-SW41A-061115 20150611 SW	MSA-SW-41B MSA-SW41B-061115 20150611 SW	MSA-SW-41C MSA-SW41C-061115 20150611 SW	MSA-SW-41D MSA-SW41D-061115 20150611 SW
VOLATILES (UG/L)						
1,1,1,2-TETRACHLOROETHANE	0.28 U	0.28 U	0.28 U	0.28 U	0.28 U	0.28 U
1,1,1-TRICHLOROETHANE	0.44 U	0.44 U	0.44 U	0.44 U	0.44 U	0.44 U
1,1,2,2-TETRACHLOROETHANE	0.22 U	0.22 U	0.22 U	0.22 U	0.22 U	0.22 U
1,1,2-TRICHLOROTRIFLUOROETHANE	0.45 U	0.45 U	0.45 U	0.45 U	0.45 U	0.45 U
1,1-DICHLOROETHANE	0.3 U	0.3 U	0.3 U	0.3 U	0.3 U	0.3 U
1,1-DICHLOROETHENE	0.45 U	0.45 U	0.45 U	0.45 U	0.45 U	0.45 U
1,1-DICHLOROPROPENE	0.42 U	0.42 U	0.42 U	0.42 U	0.42 U	0.42 U
1,2,3-TRICHLOROBENZENE	0.37 U	0.37 U	0.37 U	0.37 U	0.37 U	0.37 UJ
1,2,3-TRICHLOROPROPANE	0.44 U	0.44 U	0.44 U	0.44 U	0.44 U	0.44 U
1,2,3-TRIMETHYLBENZENE	0.47 U	0.47 U	0.47 U	0.47 U	0.47 U	0.47 U
1,2,4-TRICHLOROBENZENE	0.32 U	0.32 U	0.32 U	0.32 U	0.32 U	0.32 UJ
1,2,4-TRIMETHYLBENZENE	0.41 U	0.41 U	0.41 U	0.41 U	0.41 U	0.41 U
1,2-DIBROMO-3-CHLOROPROPANE	0.82 U	0.82 U	0.82 U	0.82 U	0.82 U	0.82 U
1,2-DIBROMOETHANE	0.32 U	0.32 U	0.32 U	0.32 U	0.32 U	0.32 U
1,2-DICHLOROBENZENE	0.25 U	0.25 U	0.25 U	0.25 U	0.25 U	0.25 U
1,2-DICHLOROETHANE	0.23 U	0.23 U	0.23 U	0.23 U	0.23 U	0.23 U
1,2-DICHLOROPROPANE	0.25 U	0.25 U	0.25 U	0.25 U	0.25 U	0.25 U
1,3-DICHLOROBENZENE	0.19 U	0.19 U	0.19 U	0.19 U	0.19 U	0.19 U
1,3-DICHLOROPROPANE	0.19 U	0.19 U	0.19 U	0.19 U	0.19 U	0.19 U
1,4-DICHLOROBENZENE	0.27 U	0.27 U	0.27 U	0.27 U	0.27 U	0.27 U
2,2-DICHLOROPROPANE	0.26 U	0.26 U	0.26 U	0.26 U	0.26 U	0.26 U
2-BUTANONE	0.53 U	0.53 U	0.53 U	0.53 U	0.53 U	0.53 U
2-CHLOROETHYL VINYL ETHER	0.59 UR	0.59 UR	0.59 UR	0.59 UR	0.59 UR	0.59 UR
2-CHLOROTOLUENE	0.4 U	0.4 U	0.4 U	0.4 U	0.4 U	0.4 U
2-HEXANONE	0.48 U	0.48 U	0.48 U	0.48 U	0.48 U	0.48 U
4-CHLOROTOLUENE	0.29 U	0.29 U	0.29 U	0.29 U	0.29 U	0.29 U
4-ISOPROPYLTOLUENE	0.43 U	0.43 U	0.43 U	0.43 U	0.43 U	0.43 U
4-METHYL-2-PENTANONE	0.99 U	0.99 U	0.99 U	0.99 U	0.99 U	0.99 U
ACETONE	0.94 U	0.94 U	0.94 U	0.94 U	0.94 U	1.5 J
BENZENE	0.35 U	0.35 U	0.35 U	0.35 U	0.35 U	0.35 U
BROMOBENZENE	0.35 U	0.35 U	0.35 U	0.35 U	0.35 U	0.35 U
BROMOCHLOROMETHANE	0.5 U	0.5 U	0.5 U	0.5 U	0.5 U	0.5 U
BROMODICHLOROMETHANE	0.29 U	0.29 U	0.29 U	0.29 U	0.29 U	0.29 U
BROMOFORM	0.56 U	0.56 U	0.56 U	0.56 U	0.56 U	0.56 U
BROMOMETHANE	0.44 U	0.44 U	0.44 U	0.44 U	0.44 U	0.44 U
CARBON DISULFIDE	0.38 U	0.38 U	0.38 U	0.38 U	0.38 U	0.38 U
CARBON TETRACHLORIDE	0.43 U	0.43 U	0.43 U	0.43 U	0.43 U	0.43 U
CHLOROBENZENE	0.25 U	0.25 U	0.25 U	0.25 U	0.25 U	0.25 U
CHLORODIBROMOMETHANE	0.43 U	0.43 U	0.43 U	0.43 U	0.43 U	0.43 U
CHLOROETHANE	0.32 U	0.32 U	0.32 U	0.32 U	0.32 U	0.32 U
CHLOROFORM	0.25 U	0.25 U	0.25 U	0.25 U	0.25 U	0.25 U

Table C-1
Chemical Results for Surface Water Samples-June 2015
Frog Mortar Creek
Lockheed Martin, Martin State Airport, Middle River, Maryland

LOCATION SAMPLE ID SAMPLE DATE MATRIX	MSA-SW-40C MSA-SW40C-061115 20150611 SW	MSA-SW-40D MSA-SW40D-061115 20150611 SW	MSA-SW-41A MSA-SW41A-061115 20150611 SW	MSA-SW-41B MSA-SW41B-061115 20150611 SW	MSA-SW-41C MSA-SW41C-061115 20150611 SW	MSA-SW-41D MSA-SW41D-061115 20150611 SW
CHLOROMETHANE	0.44 U	0.44 U	0.44 U	0.44 U	0.44 U	0.44 U
CIS-1,2-DICHLOROETHENE	0.81 J	0.41 J	1.9	1.5	0.48 J	0.32 J
CIS-1,3-DICHLOROPROPENE	0.46 U	0.46 U	0.46 U	0.46 U	0.46 U	0.46 U
DIBROMOMETHANE	0.42 U	0.42 U	0.42 U	0.42 U	0.42 U	0.42 U
DICHLORODIFLUOROMETHANE	0.32 U	0.32 U	0.32 U	0.32 U	0.32 U	0.32 UJ
DIISOPROPYL ETHER	0.5 U	0.5 U	0.5 U	0.5 U	0.5 U	0.5 U
ETHYL TERT-BUTYL ETHER	0.23 U	0.23 U	0.23 U	0.23 U	0.23 U	0.23 U
ETHYLBENZENE	0.25 U	0.25 U	0.25 U	0.25 U	0.25 U	0.25 U
HEXACHLOROBUTADIENE	0.35 U	0.35 U	0.35 U	0.35 U	0.35 U	0.35 U
ISOPROPYLBENZENE	0.35 U	0.35 U	0.35 U	0.35 U	0.35 U	0.35 U
M+P-XYLENES	0.24 U	0.24 U	0.24 U	0.24 U	0.24 U	0.24 U
METHYL TERT-BUTYL ETHER	0.2 U	0.2 U	0.2 U	0.2 U	0.2 U	0.2 U
METHYLENE CHLORIDE	0.33 U	0.33 U	0.33 U	0.33 U	0.33 U	0.33 U
NAPHTHALENE	0.45 U	0.45 U	0.45 U	0.45 U	0.45 U	0.45 UJ
N-BUTYLBENZENE	0.31 U	0.31 U	0.31 U	0.31 U	0.31 U	0.31 U
N-PROPYLBENZENE	0.4 U	0.4 U	0.4 U	0.4 U	0.4 U	0.4 U
O-XYLENE	0.25 U	0.25 U	0.25 U	0.25 U	0.25 U	0.25 U
SEC-BUTYLBENZENE	0.48 U	0.48 U	0.48 U	0.48 U	0.48 U	0.48 U
STYRENE	0.45 U	0.45 U	0.45 U	0.45 U	0.45 U	0.45 U
TERT-AMYL METHYL ETHER	0.3 U	0.3 U	0.3 U	0.3 U	0.3 U	0.3 U
TERT-BUTYLBENZENE	0.41 U	0.41 U	0.41 U	0.41 U	0.41 U	0.41 U
TERTIARY-BUTYL ALCOHOL	4.9 U	4.9 U	4.9 U	4.9 U	4.9 U	4.9 U
TETRACHLOROETHENE	0.31 U	0.31 U	0.31 U	0.31 U	0.31 U	0.31 U
TOLUENE	0.23 U	0.23 U	0.23 U	0.23 U	0.23 U	0.23 U
TOTAL XYLENES	0.52 U	0.52 U	0.52 U	0.52 U	0.52 U	0.52 U
TRANS-1,2-DICHLOROETHENE	0.3 U	0.3 U	0.3 U	0.3 U	0.3 U	0.3 U
TRANS-1,3-DICHLOROPROPENE	0.56 U	0.56 U	0.56 U	0.56 U	0.56 U	0.56 U
TRICHLOROETHENE	2.1	1	3	2.6	1	0.59 J
TRICHLOROFLUOROMETHANE	0.49 U	0.49 U	0.49 U	0.49 U	0.49 U	0.49 U
VINYL ACETATE	0.41 U	0.41 U	0.41 U	0.41 U	0.41 U	0.41 UJ
VINYL CHLORIDE	0.31 J	0.29 U	0.9	0.75	0.29 U	0.29 U
DISSOLVED METALS (UG/L)						
ANTIMONY	0.25 U	0.26 U	0.27 U	0.24 U	0.39 U	0.28 U
ARSENIC	1.4 U	1.4 U	1.5 J	1.4 U	1.3 U	1.4 U
BARIUM	24	25	25	23	24	24
BERYLLIUM	0.098 U	0.078 U	0.08 U	0.076 U	0.076 U	0.07 U
CADMIUM	0.39 J	0.31 J	0.39 J	0.29 J	0.32 J	0.25 J
CHROMIUM	1.9 U	2.1 U	2.2 U	2.1 U	1.9 U	2.1 U
COBALT	0.17 U	0.13 U	0.23 U	0.12 U	0.13 U	0.12 U
COPPER	7.9 U	8.5 U	8 U	9.3 U	7.8 U	8.3 U
LEAD	0.11 U	0.11 U	0.11 U	0.11 U	0.11 U	0.11 J
MERCURY	0.17 J	0.11 J	0.09 U	0.09 U	0.09 U	0.09 U

Table C-1
Chemical Results for Surface Water Samples-June 2015
Frog Mortar Creek
Lockheed Martin, Martin State Airport, Middle River, Maryland

LOCATION SAMPLE ID SAMPLE DATE MATRIX	MSA-SW-40C MSA-SW40C-061115 20150611 SW	MSA-SW-40D MSA-SW40D-061115 20150611 SW	MSA-SW-41A MSA-SW41A-061115 20150611 SW	MSA-SW-41B MSA-SW41B-061115 20150611 SW	MSA-SW-41C MSA-SW41C-061115 20150611 SW	MSA-SW-41D MSA-SW41D-061115 20150611 SW
MOLYBDENUM	1.6 U	1.6 U	1.6 U	1.5 U	1.5 U	1.5 U
NICKEL	1.2 U	1.3 U	1.5 U	1 U	1.1 U	1.2 U
SELENIUM	0.68 U	0.61 U	0.8 U	0.58 U	0.61 U	0.62 U
SILVER	0.02 U	0.02 U	0.02 U	0.02 U	0.02 U	0.02 U
THALLIUM	0.074 U	0.074 U	0.074 U	0.074 U	0.074 U	0.074 U
TUNGSTEN	0.5 U	0.5 U	0.5 U	0.5 U	0.5 U	0.5 U
VANADIUM	1.7 U	1.9 U	1.9 U	1.9 U	1.6 U	1.7 U
ZINC	11 U	14 U	11 U	12 U	9.6 U	12 U
MISCELLANEOUS PARAMETERS (MG/L)						
CALCIUM HARDNESS AS CACO3	91	94	93	89	92	93
HARDNESS AS CACO3	410	420	420	400	410	420
MAGNESIUM HARDNESS AS CACO3	320	330	320	310	320	320
MISCELLANEOUS PARAMETERS (UG/L)						
HEXAVALENT CHROMIUM	0.16 J	0.15 J	0.15 J	0.15 J	0.15 J	0.15 J
TENTATIVELY IDENTIFIED COMPOUNDS-VOLATILES (UG/L)						
2-PENTANOL, 4-METHYL-	NA	NA	NA	NA	NA	NA
CHLORODIFLUOROMETHANE	1 UJ	1 UJ	1 UJ	1 UJ	1 UJ	1 UJ

Table C-1
Chemical Results for Surface Water Samples-June 2015
Frog Mortar Creek
Lockheed Martin, Martin State Airport, Middle River, Maryland

LOCATION	MSA-SW-42A	MSA-SW-42B	MSA-SW-42C	MSA-SW-42D	MSA-SW-43A	MSA-SW-43B
SAMPLE ID	MSA-SW42A-061115	MSA-SW42B-061115	MSA-SW42C-061115	MSA-SW42D-061115	MSA-SW43A-061115	MSA-SW43B-061115
SAMPLE DATE	20150611	20150611	20150611	20150611	20150611	20150611
MATRIX	SW	SW	SW	SW	SW	SW
VOLATILES (UG/L)						
1,1,1,2-TETRACHLOROETHANE	0.28 U	0.28 U	0.28 U	0.28 U	0.28 U	0.28 U
1,1,1-TRICHLOROETHANE	0.44 U	0.44 U	0.44 U	0.44 U	0.44 U	0.44 U
1,1,2,2-TETRACHLOROETHANE	0.22 U	0.22 U	0.22 U	0.22 U	0.22 U	0.22 U
1,1,2-TRICHLOROTRIFLUOROETHANE	0.45 U	0.45 U	0.45 U	0.45 U	0.45 U	0.45 U
1,1-DICHLOROETHANE	0.3 U	0.3 U	0.3 U	0.3 U	0.3 U	0.3 U
1,1-DICHLOROETHENE	0.45 U	0.45 U	0.45 U	0.45 U	0.45 U	0.45 U
1,1-DICHLOROPROPENE	0.42 U	0.42 U	0.42 U	0.42 U	0.42 U	0.42 U
1,2,3-TRICHLOROBENZENE	0.37 UJ	0.37 UJ	0.37 UJ	0.37 UJ	0.37 UJ	0.37 UJ
1,2,3-TRICHLOROPROPANE	0.44 U	0.44 U	0.44 U	0.44 U	0.44 U	0.44 U
1,2,3-TRIMETHYLBENZENE	0.47 U	0.47 U	0.47 U	0.47 U	0.47 U	0.47 U
1,2,4-TRICHLOROBENZENE	0.32 UJ	0.32 UJ	0.32 UJ	0.32 UJ	0.32 UJ	0.32 UJ
1,2,4-TRIMETHYLBENZENE	0.41 U	0.41 U	0.41 U	0.41 U	0.41 U	0.41 U
1,2-DIBROMO-3-CHLOROPROPANE	0.82 U	0.82 U	0.82 U	0.82 U	0.82 U	0.82 U
1,2-DIBROMOETHANE	0.32 U	0.32 U	0.32 U	0.32 U	0.32 U	0.32 U
1,2-DICHLOROBENZENE	0.25 U	0.25 U	0.25 U	0.25 U	0.25 U	0.25 U
1,2-DICHLOROETHANE	0.23 U	0.23 U	0.23 U	0.23 U	0.23 U	0.23 U
1,2-DICHLOROPROPANE	0.25 U	0.25 U	0.25 U	0.25 U	0.25 U	0.25 U
1,3-DICHLOROBENZENE	0.19 U	0.19 U	0.19 U	0.19 U	0.19 U	0.19 U
1,3-DICHLOROPROPANE	0.19 U	0.19 U	0.19 U	0.19 U	0.19 U	0.19 U
1,4-DICHLOROBENZENE	0.27 U	0.27 U	0.27 U	0.27 U	0.27 U	0.27 U
2,2-DICHLOROPROPANE	0.26 U	0.26 U	0.26 U	0.26 U	0.26 U	0.26 U
2-BUTANONE	0.53 U	0.53 U	0.53 U	0.53 U	0.53 U	0.53 U
2-CHLOROETHYL VINYL ETHER	0.59 UR	0.59 UR	0.59 UR	0.59 UR	0.59 UR	0.59 UR
2-CHLOROTOLUENE	0.4 U	0.4 U	0.4 U	0.4 U	0.4 U	0.4 U
2-HEXANONE	0.48 U	0.48 U	0.48 U	0.48 U	0.48 U	0.48 U
4-CHLOROTOLUENE	0.29 U	0.29 U	0.29 U	0.29 U	0.29 U	0.29 U
4-ISOPROPYLTOLUENE	0.43 U	0.43 U	0.43 U	0.43 U	0.43 U	0.43 U
4-METHYL-2-PENTANONE	0.99 U	0.99 U	0.99 U	0.99 U	0.99 U	0.99 U
ACETONE	0.94 U	0.94 U	0.94 U	0.94 U	0.94 U	0.94 U
BENZENE	0.35 U	0.35 U	0.35 U	0.35 U	0.35 U	0.35 U
BROMOBENZENE	0.35 U	0.35 U	0.35 U	0.35 U	0.35 U	0.35 U
BROMOCHLOROMETHANE	0.5 U	0.5 U	0.5 U	0.5 U	0.5 U	0.5 U
BROMODICHLOROMETHANE	0.29 U	0.29 U	0.29 U	0.29 U	0.29 U	0.29 U
BROMOFORM	0.56 U	0.56 U	0.56 U	0.56 U	0.56 U	0.56 U
BROMOMETHANE	0.44 U	0.44 U	0.44 U	0.44 U	0.44 U	0.44 U
CARBON DISULFIDE	0.38 U	0.38 U	0.38 U	0.38 U	0.38 U	0.38 U
CARBON TETRACHLORIDE	0.43 U	0.43 U	0.43 U	0.43 U	0.43 U	0.43 U
CHLOROBENZENE	0.25 U	0.25 U	0.25 U	0.25 U	0.25 U	0.25 U
CHLORODIBROMOMETHANE	0.43 U	0.43 U	0.43 U	0.43 U	0.43 U	0.43 U
CHLOROETHANE	0.32 U	0.32 U	0.32 U	0.32 U	0.32 U	0.32 U
CHLOROFORM	0.25 U	0.25 U	0.25 U	0.25 U	0.25 U	0.25 U

Table C-1
Chemical Results for Surface Water Samples-June 2015
Frog Mortar Creek
Lockheed Martin, Martin State Airport, Middle River, Maryland

LOCATION	MSA-SW-42A	MSA-SW-42B	MSA-SW-42C	MSA-SW-42D	MSA-SW-43A	MSA-SW-43B
SAMPLE ID	MSA-SW42A-061115	MSA-SW42B-061115	MSA-SW42C-061115	MSA-SW42D-061115	MSA-SW43A-061115	MSA-SW43B-061115
SAMPLE DATE	20150611	20150611	20150611	20150611	20150611	20150611
MATRIX	SW	SW	SW	SW	SW	SW
CHLOROMETHANE	0.44 U	0.44 U	0.44 U	0.44 U	0.44 U	0.44 U
CIS-1,2-DICHLOROETHENE	0.61 J	0.67 J	1	0.48 J	2.3	0.74 J
CIS-1,3-DICHLOROPROPENE	0.46 U	0.46 U	0.46 U	0.46 U	0.46 U	0.46 U
DIBROMOMETHANE	0.42 U	0.42 U	0.42 U	0.42 U	0.42 U	0.42 U
DICHLORODIFLUOROMETHANE	0.32 UJ	0.32 UJ	0.32 UJ	0.32 UJ	0.32 UJ	0.32 UJ
DIISOPROPYL ETHER	0.5 U	0.5 U	0.5 U	0.5 U	0.5 U	0.5 U
ETHYL TERT-BUTYL ETHER	0.23 U	0.23 U	0.23 U	0.23 U	0.23 U	0.23 U
ETHYLBENZENE	0.25 U	0.25 U	0.25 U	0.25 U	0.25 U	0.25 U
HEXACHLOROBUTADIENE	0.35 UJ	0.35 UJ	0.35 UJ	0.35 UJ	0.35 UJ	0.35 UJ
ISOPROPYLBENZENE	0.35 U	0.35 U	0.35 U	0.35 U	0.35 U	0.35 U
M+P-XYLENES	0.24 U	0.24 U	0.24 U	0.24 U	0.24 U	0.24 U
METHYL TERT-BUTYL ETHER	0.2 U	0.2 U	0.2 U	0.2 U	0.2 U	0.2 U
METHYLENE CHLORIDE	0.33 U	0.33 U	0.33 U	0.33 U	0.33 U	0.33 U
NAPHTHALENE	0.45 U	0.45 U	0.45 U	0.45 U	0.45 U	0.45 U
N-BUTYLBENZENE	0.31 U	0.31 U	0.31 U	0.31 U	0.31 U	0.31 U
N-PROPYLBENZENE	0.4 U	0.4 U	0.4 U	0.4 U	0.4 U	0.4 U
O-XYLENE	0.25 U	0.25 U	0.25 U	0.25 U	0.25 U	0.25 U
SEC-BUTYLBENZENE	0.48 U	0.48 U	0.48 U	0.48 U	0.48 U	0.48 U
STYRENE	0.45 U	0.45 U	0.45 U	0.45 U	0.45 U	0.45 U
TERT-AMYL METHYL ETHER	0.3 U	0.3 U	0.3 U	0.3 U	0.3 U	0.3 U
TERT-BUTYLBENZENE	0.41 U	0.41 U	0.41 U	0.41 U	0.41 U	0.41 U
TERTIARY-BUTYL ALCOHOL	4.9 U	4.9 U	4.9 U	4.9 U	4.9 U	4.9 U
TETRACHLOROETHENE	0.31 U	0.31 U	0.31 U	0.31 U	0.31 U	0.31 U
TOLUENE	0.23 U	0.23 U	0.23 U	0.23 U	0.23 U	0.23 U
TOTAL XYLENES	0.52 U	0.52 U	0.52 U	0.52 U	0.52 U	0.52 U
TRANS-1,2-DICHLOROETHENE	0.3 U	0.3 U	0.3 U	0.3 U	0.3 U	0.3 U
TRANS-1,3-DICHLOROPROPENE	0.56 U	0.56 U	0.56 U	0.56 U	0.56 U	0.56 U
TRICHLOROETHENE	0.87 J	1.4	3.4	1.2	2.3	1.3
TRICHLOROFLUOROMETHANE	0.49 U	0.49 U	0.49 U	0.49 U	0.49 U	0.49 U
VINYL ACETATE	0.41 U	0.41 U	0.41 U	0.41 U	0.41 U	0.41 U
VINYL CHLORIDE	0.34 J	0.45 J	0.52	0.29 U	1.3	0.36 J
DISSOLVED METALS (UG/L)						
ANTIMONY	0.27 U	0.28 U	0.25 U	0.25 U	0.26 U	0.23 U
ARSENIC	1.5 J	1.4 U	1.4 U	1.5 J	1.5 J	1.4 U
BARIUM	25	26	25	25	25	24
BERYLLIUM	0.053 U	0.053 U	0.053 U	0.053 U	0.053 U	0.25 U
CADMIUM	0.32 J	0.36 J	0.4 J	0.33 J	0.36 J	0.28 J
CHROMIUM	2.1 U	2.2 U	2.1 U	2.2 U	2.2 U	2 U
COBALT	0.25 U	0.23 U	0.22 U	0.14 U	0.45 U	0.18 U
COPPER	8 U	8.2 U	8 U	8.2 U	7.7 U	7.7 U
LEAD	0.12 J	0.11 J	0.11 U	0.11 U	0.15 J	0.11 U
MERCURY	0.09 U	0.09 U	0.09 U	0.09 U	0.09 U	0.09 U

Table C-1
Chemical Results for Surface Water Samples-June 2015
Frog Mortar Creek
Lockheed Martin, Martin State Airport, Middle River, Maryland

LOCATION SAMPLE ID SAMPLE DATE MATRIX	MSA-SW-42A MSA-SW42A-061115 20150611 SW	MSA-SW-42B MSA-SW42B-061115 20150611 SW	MSA-SW-42C MSA-SW42C-061115 20150611 SW	MSA-SW-42D MSA-SW42D-061115 20150611 SW	MSA-SW-43A MSA-SW43A-061115 20150611 SW	MSA-SW-43B MSA-SW43B-061115 20150611 SW
MOLYBDENUM	1.6 U	1.6 U	1.6 U	1.6 U	1.5 U	1.5 J
NICKEL	1.4 U	1.4 U	1.3 U	1.4 U	1.7 J	1.5 J
SELENIUM	0.6 U	0.47 U	0.46 U	0.57 U	0.69 U	0.65 U
SILVER	0.02 U	0.02 U	0.02 U	0.02 U	0.02 U	0.02 U
THALLIUM	0.074 U	0.074 U	0.074 U	0.074 U	0.074 U	0.074 U
TUNGSTEN	0.5 U	0.5 U	0.5 U	0.5 U	0.5 U	0.5 U
VANADIUM	1.8 U	1.9 U	1.9 U	2 U	2 U	1.7 U
ZINC	10 U	11 U	12 U	11 U	11 U	12 U
MISCELLANEOUS PARAMETERS (MG/L)						
CALCIUM HARDNESS AS CACO3	95	95	94	96	93	89
HARDNESS AS CACO3	420	430	420	430	420	410
MAGNESIUM HARDNESS AS CACO3	320	330	330	330	330	320
MISCELLANEOUS PARAMETERS (UG/L)						
HEXAVALENT CHROMIUM	0.15 J	0.15 J	0.15 J	0.15 J	0.14 J	0.14 J
TENTATIVELY IDENTIFIED COMPOUNDS-VOLATILES (UG/L)						
2-PENTANOL, 4-METHYL-	NA	NA	NA	NA	NA	NA
CHLORODIFLUOROMETHANE	1 UJ	1 UJ	1 UJ	1 UJ	1 UJ	1 UJ

Table C-1
Chemical Results for Surface Water Samples-June 2015
Frog Mortar Creek
Lockheed Martin, Martin State Airport, Middle River, Maryland

LOCATION SAMPLE ID SAMPLE DATE MATRIX	MSA-SW-43C MSA-SW43C-061115 20150611 SW	MSA-SW-43D MSA-SW43D-061115 20150611 SW	MSA-SW-44A MSA-SW44A-061115 20150611 SW	MSA-SW-44B MSA-SW44B-061115 20150611 SW	MSA-SW-44C MSA-SW44C-061115 20150611 SW	MSA-SW-44D MSA-SW44D-061115 20150611 SW
VOLATILES (UG/L)						
1,1,1,2-TETRACHLOROETHANE	0.28 U	0.28 U	0.28 U	0.28 U	0.28 U	0.28 U
1,1,1-TRICHLOROETHANE	0.44 U	0.44 U	0.44 U	0.44 U	0.44 U	0.44 U
1,1,2,2-TETRACHLOROETHANE	0.22 U	0.22 U	0.22 U	0.22 U	0.22 U	0.22 U
1,1,2-TRICHLOROTRIFLUOROETHANE	0.45 U	0.45 U	0.45 U	0.45 U	0.45 U	0.45 U
1,1-DICHLOROETHANE	0.3 U	0.3 U	0.3 U	0.3 U	0.3 U	0.3 U
1,1-DICHLOROETHENE	0.45 U	0.45 U	0.45 U	0.45 U	0.45 U	0.45 U
1,1-DICHLOROPROPENE	0.42 U	0.42 U	0.42 U	0.42 U	0.42 U	0.42 U
1,2,3-TRICHLOROBENZENE	0.37 UJ	0.37 UJ	0.37 UJ	0.37 UJ	0.37 UJ	0.37 UJ
1,2,3-TRICHLOROPROPANE	0.44 U	0.44 U	0.44 U	0.44 U	0.44 U	0.44 U
1,2,3-TRIMETHYLBENZENE	0.47 U	0.47 U	0.47 U	0.47 U	0.47 U	0.47 U
1,2,4-TRICHLOROBENZENE	0.32 UJ	0.32 UJ	0.32 UJ	0.32 UJ	0.32 UJ	0.32 UJ
1,2,4-TRIMETHYLBENZENE	0.41 U	0.41 U	0.41 U	0.41 U	0.41 U	0.41 U
1,2-DIBROMO-3-CHLOROPROPANE	0.82 U	0.82 U	0.82 U	0.82 U	0.82 U	0.82 U
1,2-DIBROMOETHANE	0.32 U	0.32 U	0.32 U	0.32 U	0.32 U	0.32 U
1,2-DICHLOROBENZENE	0.25 U	0.25 U	0.25 U	0.25 U	0.25 U	0.25 U
1,2-DICHLOROETHANE	0.23 U	0.23 U	0.23 U	0.23 U	0.23 U	0.23 U
1,2-DICHLOROPROPANE	0.25 U	0.25 U	0.25 U	0.25 U	0.25 U	0.25 U
1,3-DICHLOROBENZENE	0.19 U	0.19 U	0.19 U	0.19 U	0.19 U	0.19 U
1,3-DICHLOROPROPANE	0.19 U	0.19 U	0.19 U	0.19 U	0.19 U	0.19 U
1,4-DICHLOROBENZENE	0.27 U	0.27 U	0.27 U	0.27 U	0.27 U	0.27 U
2,2-DICHLOROPROPANE	0.26 U	0.26 U	0.26 U	0.26 U	0.26 U	0.26 U
2-BUTANONE	0.53 U	0.53 U	0.53 U	0.53 U	0.53 U	0.53 U
2-CHLOROETHYL VINYL ETHER	0.59 UR	0.59 UR	0.59 UR	0.59 UR	0.59 UR	0.59 UR
2-CHLOROTOLUENE	0.4 U	0.4 U	0.4 U	0.4 U	0.4 U	0.4 U
2-HEXANONE	0.48 U	0.48 U	0.48 U	0.48 U	0.48 U	0.48 U
4-CHLOROTOLUENE	0.29 U	0.29 U	0.29 U	0.29 U	0.29 U	0.29 U
4-ISOPROPYLTOLUENE	0.43 U	0.43 U	0.43 U	0.43 U	0.43 U	0.43 U
4-METHYL-2-PENTANONE	0.99 U	0.99 U	0.99 U	0.99 U	0.99 U	0.99 U
ACETONE	0.94 U	0.94 U	0.94 U	0.94 U	0.94 U	0.94 U
BENZENE	0.35 U	0.35 U	0.35 U	0.35 U	0.35 U	0.35 U
BROMOBENZENE	0.35 U	0.35 U	0.35 U	0.35 U	0.35 U	0.35 U
BROMOCHLOROMETHANE	0.5 U	0.5 U	0.5 U	0.5 U	0.5 U	0.5 U
BROMODICHLOROMETHANE	0.29 U	0.29 U	0.29 U	0.29 U	0.29 U	0.29 U
BROMOFORM	0.56 U	0.56 U	0.56 U	0.56 U	0.56 U	0.56 U
BROMOMETHANE	0.44 U	0.44 U	0.44 U	0.44 U	0.44 U	0.44 U
CARBON DISULFIDE	0.38 U	0.38 U	0.38 U	0.38 U	0.38 U	0.38 U
CARBON TETRACHLORIDE	0.43 U	0.43 U	0.43 U	0.43 U	0.43 U	0.43 U
CHLOROBENZENE	0.25 U	0.25 U	0.25 U	0.25 U	0.25 U	0.25 U
CHLORODIBROMOMETHANE	0.43 U	0.43 U	0.43 U	0.43 U	0.43 U	0.43 U
CHLOROETHANE	0.32 U	0.32 U	0.32 U	0.32 U	0.32 U	0.32 U
CHLOROFORM	0.25 U	0.25 U	0.25 U	0.25 U	0.25 U	0.25 U

Table C-1
Chemical Results for Surface Water Samples-June 2015
Frog Mortar Creek
Lockheed Martin, Martin State Airport, Middle River, Maryland

LOCATION SAMPLE ID SAMPLE DATE MATRIX	MSA-SW-43C MSA-SW43C-061115 20150611 SW	MSA-SW-43D MSA-SW43D-061115 20150611 SW	MSA-SW-44A MSA-SW44A-061115 20150611 SW	MSA-SW-44B MSA-SW44B-061115 20150611 SW	MSA-SW-44C MSA-SW44C-061115 20150611 SW	MSA-SW-44D MSA-SW44D-061115 20150611 SW
CHLOROMETHANE	0.44 U	0.44 U	0.44 U	0.44 U	0.44 U	0.44 U
CIS-1,2-DICHLOROETHENE	0.87 J	1	0.34 J	0.33 J	0.38 J	0.38 J
CIS-1,3-DICHLOROPROPENE	0.46 U	0.46 U	0.46 U	0.46 U	0.46 U	0.46 U
DIBROMOMETHANE	0.42 U	0.42 U	0.42 U	0.42 U	0.42 U	0.42 U
DICHLORODIFLUOROMETHANE	0.32 UJ	0.32 UJ	0.32 UJ	0.32 UJ	0.32 UJ	0.32 UJ
DIISOPROPYL ETHER	0.5 U	0.5 U	0.5 U	0.5 U	0.5 U	0.5 U
ETHYL TERT-BUTYL ETHER	0.23 U	0.23 U	0.23 U	0.23 U	0.23 U	0.23 U
ETHYLBENZENE	0.25 U	0.25 U	0.25 U	0.25 U	0.25 U	0.25 U
HEXACHLOROBUTADIENE	0.35 UJ	0.35 UJ	0.35 UJ	0.35 UJ	0.35 UJ	0.35 UJ
ISOPROPYLBENZENE	0.35 U	0.35 U	0.35 U	0.35 U	0.35 U	0.35 U
M+P-XYLENES	0.24 U	0.24 U	0.24 U	0.24 U	0.24 U	0.24 U
METHYL TERT-BUTYL ETHER	0.2 U	0.2 U	0.2 U	0.2 U	0.2 U	0.2 U
METHYLENE CHLORIDE	0.33 U	0.33 U	0.33 U	0.33 U	0.33 U	0.33 U
NAPHTHALENE	0.45 U	0.45 U	0.45 U	0.45 U	0.45 U	0.45 U
N-BUTYLBENZENE	0.31 U	0.31 U	0.31 U	0.31 U	0.31 U	0.31 U
N-PROPYLBENZENE	0.4 U	0.4 U	0.4 U	0.4 U	0.4 U	0.4 U
O-XYLENE	0.25 U	0.25 U	0.25 U	0.25 J	0.25 U	0.25 U
SEC-BUTYLBENZENE	0.48 U	0.48 U	0.48 U	0.48 U	0.48 U	0.48 U
STYRENE	0.45 U	0.45 U	0.45 U	0.45 U	0.45 U	0.45 U
TERT-AMYL METHYL ETHER	0.3 U	0.3 U	0.3 U	0.3 U	0.3 U	0.3 U
TERT-BUTYLBENZENE	0.41 U	0.41 U	0.41 U	0.41 U	0.41 U	0.41 U
TERTIARY-BUTYL ALCOHOL	4.9 U	4.9 U	4.9 U	4.9 U	4.9 U	4.9 U
TETRACHLOROETHENE	0.31 U	0.31 U	0.31 U	0.31 U	0.31 U	0.31 U
TOLUENE	0.23 U	0.23 U	0.23 U	0.23 U	0.23 U	0.23 U
TOTAL XYLENES	0.52 U	0.52 U	0.52 U	0.25 J	0.52 U	0.52 U
TRANS-1,2-DICHLOROETHENE	0.3 U	0.3 U	0.3 U	0.3 U	0.3 U	0.3 U
TRANS-1,3-DICHLOROPROPENE	0.56 U	0.56 U	0.56 U	0.56 U	0.56 U	0.56 U
TRICHLOROETHENE	1.3	1.4	0.75 J	0.8 J	0.82 J	0.8 J
TRICHLOROFLUOROMETHANE	0.49 U	0.49 U	0.49 U	0.49 U	0.49 U	0.49 U
VINYL ACETATE	0.41 U	0.41 U	0.41 U	0.41 U	0.41 U	0.41 U
VINYL CHLORIDE	0.38 J	0.46 J	0.29 U	0.29 U	0.29 U	0.29 U
DISSOLVED METALS (UG/L)						
ANTIMONY	0.39 U	0.27 U	0.27 U	0.24 U	0.26 U	0.24 U
ARSENIC	1.4 U	1.4 U	1.5 U	1.5 U	1.5 U	1.5 U
BARIUM	24	25	25	24	25	25
BERYLLIUM	0.19 U	0.17 U	0.17 U	0.11 U	0.11 U	0.083 U
CADMIUM	0.31 J	0.29 J	0.29 J	0.28 J	0.25 J	0.25 J
CHROMIUM	2 U	2.1 U	2.1 U	2 U	2.2 U	2.1 U
COBALT	0.12 U	0.13 U	0.36 J	0.096 U	0.088 U	0.084 U
COPPER	7.9 U	8.3 U	8.3 U	7.9 U	8 U	8.1 U
LEAD	0.25 J	0.11 U	0.14 J	0.11 U	0.11 U	0.11 U
MERCURY	0.09 U	0.09 U	0.09 U	0.09 U	0.09 U	0.09 U

Table C-1
Chemical Results for Surface Water Samples-June 2015
Frog Mortar Creek
Lockheed Martin, Martin State Airport, Middle River, Maryland

LOCATION SAMPLE ID SAMPLE DATE MATRIX	MSA-SW-43C MSA-SW43C-061115 20150611 SW	MSA-SW-43D MSA-SW43D-061115 20150611 SW	MSA-SW-44A MSA-SW44A-061115 20150611 SW	MSA-SW-44B MSA-SW44B-061115 20150611 SW	MSA-SW-44C MSA-SW44C-061115 20150611 SW	MSA-SW-44D MSA-SW44D-061115 20150611 SW
MOLYBDENUM	1.6 J	1.5 J	1.5 J	1.5 J	1.6 J	1.5 J
NICKEL	1.4 J	1.8 J	1.9 J	1.3 J	1.3 J	1.3 J
SELENIUM	0.52 U	0.52 U	0.58 U	0.7 U	0.76 U	0.92 U
SILVER	0.02 U	0.02 U	0.02 U	0.02 U	0.02 U	0.02 U
THALLIUM	0.074 U	0.074 U	0.074 U	0.074 U	0.074 U	0.074 U
TUNGSTEN	0.5 U	0.5 U	0.5 U	0.5 U	0.5 U	0.5 U
VANADIUM	1.7 U	1.8 U	1.8 U	1.7 U	1.8 U	1.7 U
ZINC	11 U	11 U	12 U	10 U	10 U	9.8 U
MISCELLANEOUS PARAMETERS (MG/L)						
CALCIUM HARDNESS AS CACO3	93	92	91	88	95	93
HARDNESS AS CACO3	420	420	410	400	430	420
MAGNESIUM HARDNESS AS CACO3	320	330	320	310	330	330
MISCELLANEOUS PARAMETERS (UG/L)						
HEXAVALENT CHROMIUM	0.14 J	0.12 J	0.15 J	0.14 J	0.14 J	0.15 J
TENTATIVELY IDENTIFIED COMPOUNDS-VOLATILES (UG/L)						
2-PENTANOL, 4-METHYL-	NA	NA	0.59 NJ	NA	NA	NA
CHLORODIFLUOROMETHANE	1 UJ	1 UJ	1 UJ	1 UJ	1 UJ	1 UJ

Table C-1
Chemical Results for Surface Water Samples-June 2015
Frog Mortar Creek
Lockheed Martin, Martin State Airport, Middle River, Maryland

LOCATION SAMPLE ID SAMPLE DATE MATRIX	MSA-SW-45A MSA-SW45A-061115 20150611 SW	MSA-SW-45B MSA-SW45B-061115 20150611 SW	MSA-SW-45C MSA-SW45C-061115 20150611 SW	MSA-SW-45D MSA-SW45D-061115 20150611 SW
VOLATILES (UG/L)				
1,1,1,2-TETRACHLOROETHANE	0.28 U	0.28 U	0.28 U	0.28 U
1,1,1-TRICHLOROETHANE	0.44 U	0.44 U	0.44 U	0.44 U
1,1,2,2-TETRACHLOROETHANE	0.22 U	0.22 U	0.22 U	0.22 U
1,1,2-TRICHLOROTRIFLUOROETHANE	0.45 U	0.45 U	0.45 U	0.45 U
1,1-DICHLOROETHANE	0.3 U	0.3 U	0.3 U	0.3 U
1,1-DICHLOROETHENE	0.45 U	0.45 U	0.45 U	0.45 U
1,1-DICHLOROPROPENE	0.42 U	0.42 U	0.42 U	0.42 U
1,2,3-TRICHLOROBENZENE	0.37 UJ	0.37 UJ	0.37 UJ	0.37 UJ
1,2,3-TRICHLOROPROPANE	0.44 U	0.44 U	0.44 U	0.44 U
1,2,3-TRIMETHYLBENZENE	0.47 U	0.47 U	0.47 U	0.47 U
1,2,4-TRICHLOROBENZENE	0.32 UJ	0.32 UJ	0.32 UJ	0.32 UJ
1,2,4-TRIMETHYLBENZENE	0.41 U	0.41 U	0.41 U	0.41 U
1,2-DIBROMO-3-CHLOROPROPANE	0.82 U	0.82 U	0.82 U	0.82 U
1,2-DIBROMOETHANE	0.32 U	0.32 U	0.32 U	0.32 U
1,2-DICHLOROBENZENE	0.25 U	0.25 U	0.25 U	0.25 U
1,2-DICHLOROETHANE	0.23 U	0.23 U	0.23 U	0.23 U
1,2-DICHLOROPROPANE	0.25 U	0.25 U	0.25 U	0.25 U
1,3-DICHLOROBENZENE	0.19 U	0.19 U	0.19 U	0.19 U
1,3-DICHLOROPROPANE	0.19 U	0.19 U	0.19 U	0.19 U
1,4-DICHLOROBENZENE	0.27 U	0.27 U	0.27 U	0.27 U
2,2-DICHLOROPROPANE	0.26 U	0.26 U	0.26 U	0.26 U
2-BUTANONE	0.53 U	0.53 U	0.53 U	0.53 U
2-CHLOROETHYL VINYL ETHER	0.59 UR	0.59 UR	0.59 UR	0.59 UR
2-CHLOROTOLUENE	0.4 U	0.4 U	0.4 U	0.4 U
2-HEXANONE	0.48 U	0.48 U	0.48 U	0.48 U
4-CHLOROTOLUENE	0.29 U	0.29 U	0.29 U	0.29 U
4-ISOPROPYLTOLUENE	0.43 U	0.43 U	0.43 U	0.43 U
4-METHYL-2-PENTANONE	0.99 U	0.99 U	0.99 U	0.99 U
ACETONE	0.94 U	0.94 U	0.94 U	0.94 U
BENZENE	0.35 U	0.35 U	0.35 U	0.35 U
BROMOBENZENE	0.35 U	0.35 U	0.35 U	0.35 U
BROMOCHLOROMETHANE	0.5 U	0.5 U	0.5 U	0.5 U
BROMODICHLOROMETHANE	0.29 U	0.29 U	0.29 U	0.29 U
BROMOFORM	0.56 U	0.56 U	0.56 U	0.56 U
BROMOMETHANE	0.44 U	0.44 U	0.44 U	0.44 U
CARBON DISULFIDE	0.38 U	0.38 U	0.38 U	0.38 U
CARBON TETRACHLORIDE	0.43 U	0.43 U	0.43 U	0.43 U
CHLOROBENZENE	0.25 U	0.25 U	0.25 U	0.25 U
CHLORODIBROMOMETHANE	0.43 U	0.43 U	0.43 U	0.43 U
CHLOROETHANE	0.32 U	0.32 U	0.32 U	0.32 U
CHLOROFORM	0.25 U	0.25 U	0.25 U	0.25 U

Table C-1
Chemical Results for Surface Water Samples-June 2015
Frog Mortar Creek
Lockheed Martin, Martin State Airport, Middle River, Maryland

LOCATION SAMPLE ID SAMPLE DATE MATRIX	MSA-SW-45A MSA-SW45A-061115 20150611 SW	MSA-SW-45B MSA-SW45B-061115 20150611 SW	MSA-SW-45C MSA-SW45C-061115 20150611 SW	MSA-SW-45D MSA-SW45D-061115 20150611 SW
CHLOROMETHANE	0.44 U	0.44 U	0.44 U	0.44 U
CIS-1,2-DICHLOROETHENE	0.79 J	0.53 J	0.45 J	0.26 U
CIS-1,3-DICHLOROPROPENE	0.46 U	0.46 U	0.46 U	0.46 U
DIBROMOMETHANE	0.42 U	0.42 U	0.42 U	0.42 U
DICHLORODIFLUOROMETHANE	0.32 UJ	0.32 UJ	0.32 UJ	0.32 UJ
DIISOPROPYL ETHER	0.5 U	0.5 U	0.5 U	0.5 U
ETHYL TERT-BUTYL ETHER	0.23 U	0.23 U	0.23 U	0.23 U
ETHYLBENZENE	0.25 U	0.25 U	0.25 U	0.25 U
HEXACHLOROBUTADIENE	0.35 UJ	0.35 UJ	0.35 UJ	0.35 UJ
ISOPROPYLBENZENE	0.35 U	0.35 U	0.35 U	0.35 U
M+P-XYLENES	0.24 U	0.45 J	0.24 U	0.24 U
METHYL TERT-BUTYL ETHER	0.2 U	0.2 U	0.2 U	0.2 U
METHYLENE CHLORIDE	0.33 U	0.33 U	0.33 U	0.33 U
NAPHTHALENE	0.45 U	0.45 U	0.45 U	0.45 U
N-BUTYLBENZENE	0.31 U	0.31 U	0.31 U	0.31 U
N-PROPYLBENZENE	0.4 U	0.4 U	0.4 U	0.4 U
O-XYLENE	0.25 U	0.33 J	0.25 U	0.25 U
SEC-BUTYLBENZENE	0.48 U	0.48 U	0.48 U	0.48 U
STYRENE	0.45 U	0.45 U	0.45 U	0.45 U
TERT-AMYL METHYL ETHER	0.3 U	0.3 U	0.3 U	0.3 U
TERT-BUTYLBENZENE	0.41 U	0.41 U	0.41 U	0.41 U
TERTIARY-BUTYL ALCOHOL	4.9 U	4.9 U	4.9 U	4.9 U
TETRACHLOROETHENE	0.31 U	0.31 U	0.31 U	0.31 U
TOLUENE	0.23 U	0.56 J	0.23 U	0.23 U
TOTAL XYLENES	0.52 U	0.78 J	0.52 U	0.52 U
TRANS-1,2-DICHLOROETHENE	0.3 U	0.3 U	0.3 U	0.3 U
TRANS-1,3-DICHLOROPROPENE	0.56 U	0.56 U	0.56 U	0.56 U
TRICHLOROETHENE	1.1	1	0.9 J	0.57 J
TRICHLOROFLUOROMETHANE	0.49 U	0.49 U	0.49 U	0.49 U
VINYL ACETATE	0.41 U	0.41 U	0.41 U	0.41 U
VINYL CHLORIDE	0.29 U	0.29 U	0.29 U	0.29 U
DISSOLVED METALS (UG/L)				
ANTIMONY	0.22 U	0.24 U	0.25 U	0.23 U
ARSENIC	1.5 U	1.6 U	1.5 U	1.5 U
BARIUM	24	25	25	26
BERYLLIUM	0.078 U	0.06 U	0.053 U	0.054 U
CADMIUM	0.22 J	0.27 J	0.25 J	0.21 J
CHROMIUM	2.1 U	2.1 U	2.1 U	2.1 U
COBALT	0.27 J	0.12 U	0.091 U	0.095 U
COPPER	7.1 U	7.6 U	7.3 U	7.7 U
LEAD	0.15 J	0.11 U	0.11 U	0.11 U
MERCURY	0.09 U	0.09 U	0.09 U	0.09 U

Table C-1
Chemical Results for Surface Water Samples-June 2015
Frog Mortar Creek
Lockheed Martin, Martin State Airport, Middle River, Maryland

LOCATION SAMPLE ID SAMPLE DATE MATRIX	MSA-SW-45A MSA-SW45A-061115 20150611 SW	MSA-SW-45B MSA-SW45B-061115 20150611 SW	MSA-SW-45C MSA-SW45C-061115 20150611 SW	MSA-SW-45D MSA-SW45D-061115 20150611 SW
MOLYBDENUM	1.5 J	1.6 J	1.5 J	1.6 J
NICKEL	1.4 J	1.2 J	1.1 J	1.3 J
SELENIUM	0.84 U	1 U	0.91 U	1.2 U
SILVER	0.02 U	0.02 U	0.02 U	0.02 U
THALLIUM	0.074 U	0.074 U	0.074 U	0.074 U
TUNGSTEN	0.5 U	0.5 U	0.5 U	0.5 U
VANADIUM	1.7 U	1.8 U	1.8 U	1.8 U
ZINC	13 U	9.3 U	9.9 U	9.2 U
MISCELLANEOUS PARAMETERS (MG/L)				
CALCIUM HARDNESS AS CACO3	90	93	92	95
HARDNESS AS CACO3	400	420	420	430
MAGNESIUM HARDNESS AS CACO3	310	330	320	340
MISCELLANEOUS PARAMETERS (UG/L)				
HEXAVALENT CHROMIUM	0.14 J	0.14 J	0.14 J	0.14 J
TENTATIVELY IDENTIFIED COMPOUNDS-VOLATILES (UG/L)				
2-PENTANOL, 4-METHYL-	NA	NA	NA	NA
CHLORODIFLUOROMETHANE	1 UJ	1 UJ	1 UJ	1 UJ

$CaCO_3$ = calcium carbonate
EL - Edwards Lane
J - Positive result is considered estimated as a result of technical noncompliance.
MG/L - milligrams per liter (i.e., parts per million)
MSA - Martin State Airport
NA - not analyzed
SW - surface water
U - Not detected at the detection limit shown left of the letter.
UG/L - micrograms per liter (i.e., parts per billion)
UJ -The analyte was not detected. However, the quantitation or detection limit may be inaccurate
UR - The results is not qualitatively or quantitatively reliable.