Lockheed Martin Corporation
1195 Sarasota Center Boulevard
Sarasota, Florida 34240
Telephone 240-676-5392

May 3, 2016 **VIA OVERNIGHT CARRIER**

Ms. Kelly Bunker
United States Environmental Protection Agency Region 3
1650 Arch Street
Mail Code 3LC61
Philadelphia, PA 19103-2029

Re: Transmittal of the Revised Notification Report and Proposed Cleanup Action Plan for PCBs in Soil at Test Pit DR-TP-A80, Dump Road Area, 701 Wilson Point Road Martin State Airport, Middle River, Maryland

Dear Ms. Bunker:

For your use and reference, please find enclosed two hard copies with CDs of the above-referenced documents. This revised work plan address comments received from the US Environmental Protection Agency vie email on January 5, 2016. If possible, we respectfully request to receive US Environmental Protection Agency comments by May 20, 2016.

If you have any questions or require any additional information please contact me by phone at 240-676-5392, or via e-mail at paul.calligan@lmco.com.

Sincerely,

Paul E. Calligan

Paul E. Calligan, P.G.
Project Lead, Environmental Remediation
Lockheed Martin Corporation

Enclosures
cc: (via email without enclosure)
Anuradha Mohanty, MDE
Christine Kline, Lockheed Martin
Norm Varney, Lockheed Martin
Michael Martin, Tetra Tech
Peter Shilland, CDM Smith

cc: (via shipping courier; with enclosures)
James Carroll, Maryland Department of the Environment
Mark Williams, Maryland Aviation Administration
Al Pollard, Martin State Airport

cc: (via mail with CD enclosure)
Jann Richardson, Lockheed Martin
Pete Lekas, EA Environmental

Notification Report and Proposed Cleanup Action Plan for PCBs in Soil at Test Pit DR-TP-A80, Dump Road Area, Martin State Airport 701 Wilson Point Road Middle River, Maryland

Prepared for:

Lockheed Martin Corporation

Prepared by:

Tetra Tech, Inc.

May 2016
Rev. 1

Michael Martin, P.G.
Regional Manager

Anthony Apanavage, P.G.
Project Manager

TABLE OF CONTENTS

Section **Page**

ACRONYMS v

1 INTRODUCTION 1-1

2 BACKGROUND AND PURPOSE 2-1

2.1 SITE DESCRIPTION 2-1

2.2 PREVIOUS INVESTIGATION HISTORY 2-1

2.3 2013 TEST PIT INVESTIGATION DETAILS 2-2

2.4 PURPOSE AND RATIONALE 2-3

3 SITE CHARACTERIZATION APPROACH AND METHODOLOGY 3-1

3.1 MOBILIZATION/DEMOBILIZATION 3-1

3.2 SITE ACCESS, PERMITS, AND UTILITY CLEARANCE 3-2

3.3 FIELD METHODOLOGY 3-3

3.3.1 DPT Soil Sampling and Chemical Analyses 3-3

3.3.2 Pre-Excavation Soil-Profiling Sampling 3-4

3.3.3 Sample Nomenclature 3-4

3.3.4 Documentation 3-5

3.3.5 Sample Handling 3-5

3.3.6 Equipment Decontamination 3-5

3.3.7 Waste Management 3-6

3.4 DATA MANAGEMENT 3-7

3.4.1 Data Tracking and Control 3-7

3.4.2 Sampling Information 3-7

3.4.3 Project Data Compilation 3-7

3.4.4 Geographical Information System 3-8

3.5 DATA REVIEW 3-8

4 SITE CHARACTERIZATION RESULTS 4-1

5 PROPOSED CLEANUP ACTION PLAN 5-1

5.1 NOTIFICATIONS 5-1

5.2 PERMITS 5-2

5.3 TRAINING REQUIREMENTS 5-2

5.4 UTILITY CLEARANCE 5-3

TABLE OF CONTENTS (continued)

Section **Page**

5.5 GENERAL EXCAVATION 5-4
5.6 MANIFESTING AND DISPOSAL 5-5
5.7 POST-EXCAVATION CONFIRMATORY SAMPLING 5-7
5.8 BACKFILLING AND SITE RESTORATION 5-8
5.9 SITE SURVEY 5-8
5.10 LABORATORY ANALYSES 5-9
5.11 DATA HANDLING AND MANAGEMENT 5-9
5.12 REPORTING 5-11
5.13 SCHEDULE 5-11

6 REFERENCES 6-1

APPENDICES

APPENDIX A—SOIL BORING PERMITS

APPENDIX B—SOIL BORING LOGS

APPENDIX C—DATA VALIDATION REPORT

APPENDIX D—CHEMICAL DATA TABLES

APPENDIX E— CERTIFIED STATEMENT FOR U.S. ENVIRONMENTAL PROTECTION AGENCY REQUIREMENT *40 CFR §761.61(a)(3)(E)*

LIST OF FIGURES

Page

Figure 1-1 Martin State Airport and Dump Road Area Site-Location Map 1-3
Figure 2-1 Martin State Airport and Surrounding Features 2-4
Figure 2-2 Test Pit Location Map—2013 2-5
Figure 2-3 Analytes Exceeding Industrial-Use Soil Standards at Test Pit DR-TP-A80 2-6
Figure 3-1 Soil Boring Locations near Test Pit DR-TP-A80 3-12
Figure 4-1 PCB Concentrations in Soil Samples Collected at and near Test Pit DR-TP-A80 4-16
Figure 5-1 Proposed Soil Excavation Area for Test Pit DR-TP-A80 5-14

TABLE OF CONTENTS (continued)

LIST OF TABLES

Page

Table 3-1 Site Characterization Sampling and Chemical Analyses.....3-10

Table 4-1 Statistical Summary of Soil Chemical Results.....4-3

Table 4-2 PCBs Detected in Test Pit DR-TP-A80 and Surrounding Soil Samples.....4-4

Table 4-3 Analytes Detected in Disposal-Characterization Soil Sample 4-15

Table 5-1 Post-Excavation Confirmation Soil-Sampling and Chemical Analyses.....5-12

Table 5-2 Schedule for Test Pit DR-TP-A80 PCB-Cleanup Action 5-13

This page intentionally left blank.

ACRONYMS

BCDEPS	Baltimore County Department of Environmental Protection and Sustainability
BWI	Baltimore/Washington Thurgood Marshall International Airport
CFR	*Code of Federal Regulations*
CLP	Contract Laboratory Program
COC	chain of custody
cy	cubic yard
DPT	direct-push technology
DRA	Dump Road Area
EDD	electronic-database deliverable
EEPS	Elite Environmental and Petroleum Services, Inc.
EESH	energy, environment, safety, and health
EGIS	environmental geographic information system
EM	electromagnetic
Enviroscan	Enviroscan, Inc.
FAA	Federal Aviation Administration
GPR	ground-penetrating radar
GPS	global positioning system
GSSI	Ground Survey Systems, Inc.
HASP	health and safety plan
HAZMAT	hazardous materials
HAZWOPER	hazardous waste operations and emergency response
IDW	investigation-derived waste
LIMS	laboratory information management system
Lockheed Martin	Lockheed Martin Corporation
MAA	Maryland Aviation Administration
MDANG	Maryland Air National Guard
MDE	Maryland Department of the Environment
mg/kg	milligram(s) per kilogram
MSA	Martin State Airport
OSHA	Occupational Safety and Health Administration
PCBs	polychlorinated biphenyls
PDF	portable document format
PID	photoionization detector
PM	project manager

PPE	personal protective equipment
ppm	part(s) per million
QA/QC	quality assurance/quality control
RCRA	Resource Conservation and Recovery Act
RTO	remediation technical operations
SVOCs	semivolatile organic compounds
TCLP	toxicity characteristic leaching procedure
Tetra Tech	Tetra Tech, Inc.
TPH	total petroleum hydrocarbon
TSCA	Toxic Substances Control Act
USDOT	United States Department of Transportation
USEPA	United States Environmental Protection Agency
UXO	unexploded ordnance
VOCs	volatile organic compounds
WMP	waste management plan

Section 1
Introduction

On behalf of Lockheed Martin Corporation (Lockheed Martin), Tetra Tech, Inc. (Tetra Tech) has prepared the following report describing field methods and sampling results for site characterization of polychlorinated biphenyls (PCBs) in soil at and around a test pit completed at the Dump Road Area (DRA) of Martin State Airport (MSA) in Middle River, Maryland (Figure 1-1). The primary objective of this site characterization is to determine the extent of polychlorinated biphenyls in soil around a test pit excavated in the eastern portion of the Dump Road Area in 2013 (Tetra Tech, Inc., 2014) so that a cleanup action for polychlorinated biphenyls in soil can be designed and implemented to achieve PCB concentrations suitable for a low-occupancy area (according to the Toxic Substances Control Act [TSCA], as established in Title 40 of the *Code of Federal Regulations*, Part 761 [40 CFR Part 761]). The cleanup level established in 40 CFR Part 761 for low-occupancy areas for bulk polychlorinated biphenyl remediation waste is 25 milligrams per kilogram (mg/kg). In addition to the primary objective of defining the horizontal and vertical extent of polychlorinated biphenyls in soil to support the cleanup action, other objectives of the study include providing information that will facilitate minimizing the volume of soil for off-site disposal and completing the analytical characterization required by the disposal facility.

Polychlorinated biphenyls have not been detected in most Dump Road Area soil and sediment samples; only two historical (i.e., pre-2015) sample concentrations have been greater than 5 mg/kg. The two historical (pre-2015) soil samples with polychlorinated biphenyl concentrations greater than 5 mg/kg are test-pit soil sample DR-TP-A80-03 (4,100 mg/kg, at a depth of three feet), which was collected from the northeastern section of the Dump Road Area between Pond 1 and the shoreline of Frog Mortar Creek, and test-pit soil sample DR-TP-A64-08 (47 mg/kg at a depth of eight feet), which was collected near Taxiway Tango (approximately 20 feet) in the central portion of the Dump Road Area. The site characterization and cleanup action described in this document addresses test-pit soil sample DR-TP-A80-03.

A polychlorinated biphenyl concentration of 4,100 mg/kg for DR-TP-A80-03 represents the highest concentration in soil and sediment samples collected at the Dump Road Area, and is the only historical (pre-2015) concentration to exceed 50 mg/kg, the concentration at which special handling and disposal are required under the Toxic Substances Control Act. The site characterization and cleanup action for test pit DR-TP-A64 (47 mg/kg) will be addressed under separate planning documents because that concentration is below 50 mg/kg (i.e., below the Toxic Substances Control Act's special handling and disposal requirement threshold of 50 mg/kg), and because other issues associated with its proximity to Taxiway Tango (an active Martin State Airport taxiway) exist. The cleanup action described in Section 5 below will follow the procedures in the site-specific health and safety plan (HASP) and waste management plan (WMP) (Tetra Tech, 2015).

This report is organized as follows:

Section 2—Background and Purpose: Briefly describes the site location, previous investigations, and purpose and rationale for the polychlorinated biphenyl site characterization.

Section 3—Site Characterization Approach and Methodology: Presents the technical approach that was used for the soil characterization for the test pit DR-TP-A80 area.

Section 4—Site Characterization Results: Describes the results of the site characterization soil-sampling program.

Section 5—Proposed Cleanup Action Plan: Presents details of the proposed soil-cleanup action.

Section 6—References: Cites references used to compile this report.

Aerial photograph provided by ESRI's ArcGIS Online World Imagery map service (© 2013 ESRI and its data suppliers).

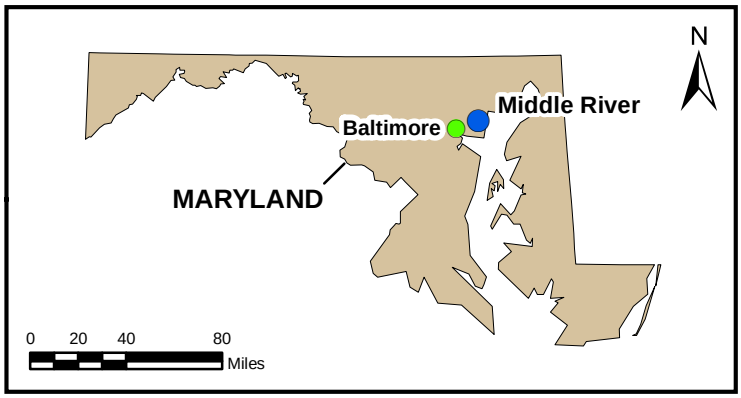

FIGURE 1-1

MARTIN STATE AIRPORT AND DUMP ROAD AREA SITE LOCATION MAP

Dump Road Area
Lockheed Martin, Martin State Airport
Middle River, Maryland

DATE MODIFIED: 07/07/15	CREATED BY: JEE

TETRA TECH

Map Document: (P:\GIS\Lockheed_MSA\MapDocs\MXD\msa_dump_road_sitemap_jul2014.mxd)
07/07/15 -- JEE

Section 2
Background and Purpose

2.1 SITE DESCRIPTION

Martin State Airport (MSA) is at 701 Wilson Point Road in Middle River, Maryland and is bounded by Frog Mortar Creek to the east and Stansbury Creek to the west (Figure 2-1). Both creeks are tidal tributaries of Chesapeake Bay and join the bay at the south side of the airport. The Dump Road Area (DRA) is in the southeastern portion of MSA and is bounded by Frog Mortar Creek to the east and the airport runway to the west. This area has been investigated since the 1990s. Lockheed Martin Corporation (Lockheed Martin) designated the site as the DRA to distinguish it from other MSA areas under investigation (e.g., Frog Mortar Creek, Strawberry Point, Greater Strawberry Point, and the Main Terminal Area).

2.2 PREVIOUS INVESTIGATION HISTORY

Site background and history, including details describing previous environmental investigations and discussions of contaminant-source areas at the DRA, are in the *Dump Road Area Characterization of Possible Source Areas Report* (Tetra Tech, Inc. [Tetra Tech], 2014), and are therefore not repeated herein. A detailed chronological discussion of investigations at the DRA from 1985–2012 is provided as Appendix A of the *Dump Road Source-Areas Investigation Work Plan* (Tetra Tech, 2012). An environmental sampling and chemical analysis program was implemented in 2013 to provide additional hydrogeologic and chemical characterization of the 0.7-acre wetland east of Ponds 1 and 2 and areas along the shoreline of Frog Mortar Creek (Tetra Tech, 2014). It included (1) installation and sampling of additional groundwater monitoring-well clusters adjacent to Frog Mortar Creek along the limits of buried waste, (2) additional soil and groundwater sampling, and (3) additional sediment and surface water sampling in the wetland near the Frog Mortar Creek shoreline. Additional characterization included test pit excavations, soil borings and soil sampling, direct-push groundwater profiling, installation and monitoring of multilevel monitoring wells, and sampling of sediment and surface water in the DRA.

2.3 2013 TEST PIT INVESTIGATION DETAILS

Four test pits (DR-TP-A76 through DR-TP-A79) were excavated in the following areas in 2013:

1) ***Test pit location A16 in Area 9 (DR-TP-A76)—***to investigate the black sludge-like soil and a strong solvent odor previously encountered in test pit A16

2) ***Test pit location N4 (DR-TP-A77)—***to further evaluate the black/green liquid described in the N4 test pit log

3) ***Near 1996 soil borings B-8 (DR-TP-A79) and B15 (DR-TP-A78)—***to evaluate the presence of strong odors and free product (likely petroleum product) in soil in areas with elevated volatile organic compound (VOC) levels

Test pits DR-TP-A80 through DR-TP-A82 were excavated in areas of concern indicated by historical observations and chemical detections. Test pits DR-TP-A80 and DR-TP-A82 were hydraulically downgradient (east) of well clusters DMW-3S/I/D and DMW-18S/I/D, where elevated VOC concentrations in groundwater had been detected. Figure 2-2 shows the locations of these test pits.

Test pit DR-TP-A80 was excavated slightly southeast of groundwater monitoring-well cluster DMW-3S/I/D. The debris uncovered in this test pit included concrete and burned wood from two to three feet below grade, and some glass and rock encountered 6.5–10 feet below grade. Photoionization detector (PID) readings of VOCs ranged from 0.1 parts per million (ppm) near the surface to 1.3 ppm at three feet below grade.

Two grab-samples of soil were collected from the test pit for laboratory analysis: one from three feet below grade (DR-TP-A80-03) and one from 11 feet below grade (DR-TP-A80-11). Sample DR-TP-A80-03 contained exceedances of industrial-use soil screening-levels for polychlorinated biphenyls (PCBs) (Aroclor-1242 at 4,100 milligrams per kilogram [mg/kg] and total Aroclor at 4,100 mg/kg), chromium (360*J*[1] mg/kg), and total petroleum-hydrocarbon diesel-range organics (TPH-DRO) (910 mg/kg). Aroclor-1242 at 4,100 mg/kg in the 2–3 foot sample at test pit DR-TP-A80 is the highest PCB concentration to date in a DRA soil sample, and the only historical (pre-2015) DRA soil sample with a PCB concentration exceeding 50 mg/kg (Tetra Tech, 2014), the concentration above which requires special handling and disposal under the Toxic Substances Control Act (TSCA) (*Code of Federal Regulations* Title 40 [40 CFR] Part 761). None of the

[1]*J* = The analyte is considered present in the sample. However, the value is estimated and may not be accurate or precise.

analyzed compounds exceeded industrial screening-levels in the soil sample collected at 11 feet below grade (DR-TP-A80-11). The analytes that exceeded industrial-use soil standards for the samples collected from DR-TP-A80 are shown on Figure 2-3.

2.4 PURPOSE AND RATIONALE

The primary objective of this soil investigation was to characterize PCBs in soil and debris discovered during the 2013 MSA test-pit excavation of DR-TP-A80. This investigation was focused on the immediate vicinity of historical test-pit sampling location DR-TP-A80-03, because PCBs were absent or were detected at low concentrations elsewhere. Secondary objectives of this investigation were to (1) accurately define the horizontal and vertical limits of a proposed soil cleanup action to (a) remove PCBs in shallow soil at concentrations greater than 25 milligrams per kilogram (mg/kg), and (b) minimize the volume of soil for off-site disposal; and (2) complete analytical characterization required by the selected disposal facility.

The 25 mg/kg concentration for bulk PCB-remediation waste is the cleanup level established by TSCA for low-occupancy land use. Therefore, soil and wastes with PCB concentrations greater than 25 mg/kg at the test pit DR-TP-A80 area must be excavated and disposed of off-site at a Lockheed Martin-approved treatment, storage, and disposal facility licensed to accept TSCA wastes. The waste must be disposed of under TSCA because the *in situ* PCB concentration at DR-TP-A80-03 (4,100 mg/kg) exceeds the TSCA special handling-and-disposal threshold (50 mg/kg). This characterization, cleanup, and disposal notification is made pursuant to the requirements of the "Self-Implementing" section for the cleanup and disposal of PCB-remediation waste under 40 CFR 761.61. Notification and reporting schedules will comply with Part 761 requirements.

Aerial photograph provided by ESRI's ArcGIS Online World Imagery map service (© 2011 ESRI and its data suppliers).

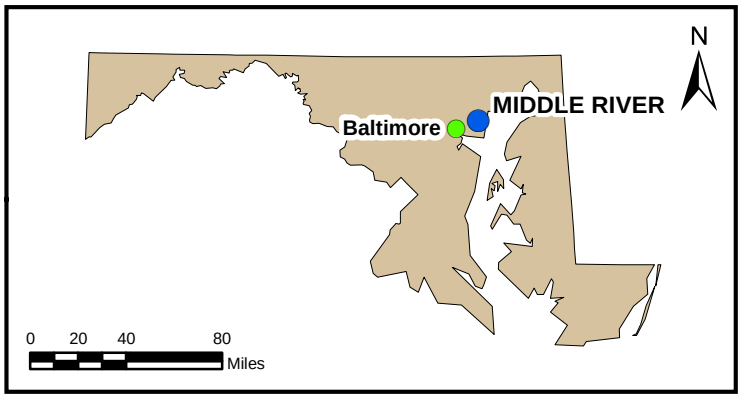

FIGURE 2-1

MARTIN STATE AIRPORT AND SURROUNDING FEATURES

Lockheed Martin, Martin State Airport
Middle River, Maryland

DATE MODIFIED: 10/15/14	CREATED BY: JEE

TETRA TECH

Map Document: (P:\GIS\Lockheed_MSA\MapDocs\MXD\msa_sitemap_may2014_alt.mxd)
10/15/14 -- JEE

FIGURE 2-2

TEST PIT LOCATION MAP - 2013

LEGEND

- TEST PIT - 2013
- TEST PIT - PRE-2013
- MARYLAND AIR NATIONAL GUARD BOUNDARY
- TAXIWAY TANGO AREA- NORTH
- FORMER POND
- FORMER POND/PIT
- EXTENT OF UNSATURATED CONTAMINATED SOIL AND LANDFILL MATERIAL
- POND (EXISTING)

Dump Road Area
Lockheed Martin, Martin State Airport
Middle River, Maryland

0 50 100 200 Feet

N

DATE MODIFIED: 10/17/14

CREATED BY: JEE

TETRA TECH

Map Document: (PGH P:\GIS\Lockheed_MSA\MapDocs\MXD\dump_road_test_pit_locations_2013.mxd)
10/17/14 -- JEE

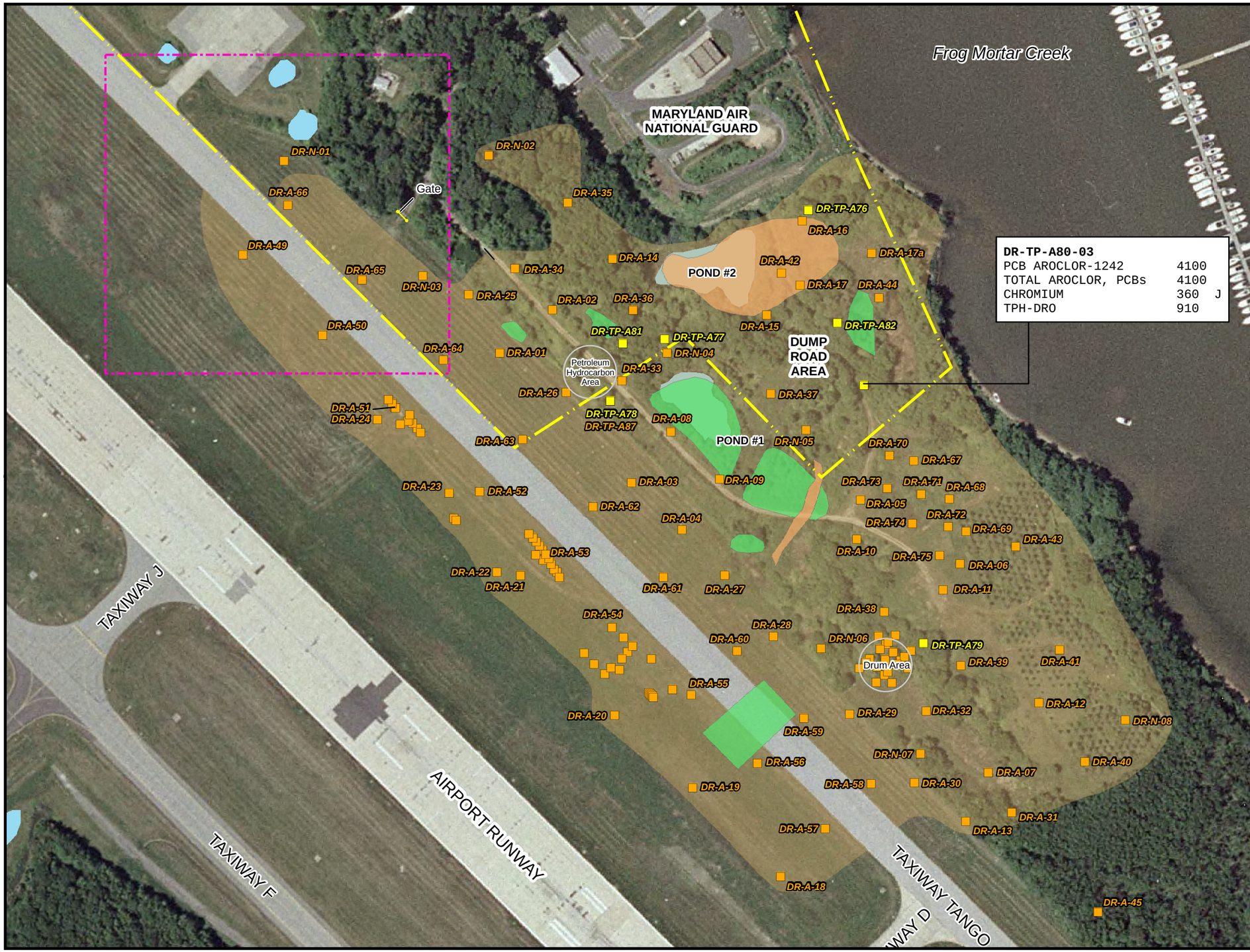

DR-TP-A80-03

PCB AROCLOR-1242	4100	
TOTAL AROCLOR, PCBs	4100	
CHROMIUM	360	J
TPH-DRO	910	

FIGURE 2-3

ANALYTES EXCEEDING INDUSTRIAL USE SOIL STANDARDS AT TEST PIT DR-TP-A80

LEGEND

- TEST PIT - 2013
- TEST PIT - PRE-2013
- MARYLAND AIR NATIONAL GUARD BOUNDARY
- TAXIWAY TANGO AREA- NORTH
- FORMER POND
- FORMER POND/PIT
- EXTENT OF UNSATURATED CONTAMINATED SOIL AND LANDFILL MATERIAL
- POND (EXISTING)

DRO = diesel range organics
J = estimated value
PCB = polychlorinated biphenyl
TPH = total petroleum hydrocarbons

Concentrations are in milligrams per kilogram (mg/kg).

Maryland Department of the Environment or Site Specific Screening Levels (mg/kg):

	Industrial
PCB Aroclor-1242	10
Chromium	310
TPH-DRO	620

Dump Road Area
Lockheed Martin, Martin State Airport
Middle River, Maryland

0 50 100 200 Feet

N

DATE MODIFIED: 07/07/15

CREATED BY: JEE

TETRA TECH

Map Document: (PGH P:\GIS\Lockheed_MSA\MapDocs\MXD\dump_road_tp-a80_soil_exceedances.mxd)
07/07/15 -- JEE

Section 3
Site Characterization Approach and Methodology

This section summarizes the approach and methods used for the 2015 Dump Road Area (DRA) polychlorinated biphenyl (PCB) site characterization at test pit DR-TP-A80. Sampling results are in Section 4 and details of the proposed soil cleanup action are in Section 5. Field activities under this task included: mobilization/demobilization; pre-excavation soil/waste-profile sampling; *in situ* direct-push technology (DPT) soil sampling; and investigation-derived waste (IDW) management. The 2015 PCB site characterization included the following activities:

- obtaining utility clearances, access arrangements, and associated permits for intrusive investigations from Martin State Airport (MSA), Maryland Aviation Administration (MAA), and Maryland Air National Guard (MDANG) to conduct field activities
- conducting minor brush and vegetation clearing
- collecting soil cores and samples via DPT to delineate the extent of PCBs in soil around former test pit DR-TP-A80
- collecting a pre-excavation waste-profile sample as required by the soil disposal facility (Chemical Waste Management in Model City, New York or US Ecology in Wayne, Michigan)
- performing laboratory chemical analyses on the soil samples
- validating the analytical results
- evaluating environmental sampling data for this report

3.1 MOBILIZATION/DEMOBILIZATION

Tetra Tech procured the required subcontractors and began mobilization in April 2015. Mobilization included:

- coordinating site access with Lockheed Martin Corporation (Lockheed Martin) and MSA facilities personnel

- obtaining utility clearance for the proposed soil borings through the "Miss Utility" clearinghouse and a private utility-locating firm, as described in Section 3.2
- mobilizing subcontractors, equipment, personnel, and materials to the site
- implementing a site-specific health and safety plan (HASP)
- arranging a decontamination area

Demobilization at work completion included:

- demobilizing equipment and materials from the site
- performing general site cleanup and trash removal
- repairing landscaping, ground, and other surfaces as necessary
- managing IDW (as described in Section 3.3.7)

The Tetra Tech, Inc. (Tetra Tech) field operations leader coordinated mobilization/demobilization, ensured that equipment was available, purchased and leased equipment as required, and staged equipment for efficient loading/transport to and from the site after each activity. Appropriate Tetra Tech personnel familiarized themselves with the site-specific HASP and the respective safe work permits therein. Tetra Tech held mandatory health and safety tailgate meetings for all workers involved, including subcontractors, before each day's field events.

3.2 SITE ACCESS, PERMITS, AND UTILITY CLEARANCE

Tetra Tech obtained the required access agreements and permits and completed the required utility-clearance activities before starting fieldwork. Site preparation included:

- notifying the "Miss Utility" underground-utility-location center (1-800-257-7777; www.missutility.net)
- reviewing facility and site utility maps
- following *Enterprise Operations 28* (Lockheed Martin, 2008) by using the Lockheed Martin "dig authorization" form (Lockheed Martin, 2009a and 2009b). (The activities described herein were not carried out on Lockheed Martin-owned or operated property, so signatures of Lockheed Martin representatives were obtained at the discretion of the approving personnel.)
- obtaining required permits from MAA (airport zoning permit, building inspection permit, and the digging authorization permit) for the proposed work before beginning any drilling

- contracting a private utility-locating firm (Enviroscan, Inc. of Lancaster, Pennsylvania) to mark any subsurface utilities/anomalies

Tetra Tech worked closely with MSA, MAA, and their tenants to inform all parties of the field schedule. The project team conducted a site walk to observe current operations, structures, and ground conditions, and noted topography, vegetation, and ground-surface anomalies that could represent possible constraints on field activities. Permit information is in Appendix A.

Each boring location was screened for subsurface utilities. A Maryland "Miss Utility" ticket was obtained and Enviroscan marked any underground utilities and subsurface geophysical anomalies found in the study areas. Enviroscan used typical utility-locating equipment representing the best available technology, including a Fisher TW-6 electromagnetic pipe-and-cable locator/tracer, a RadioDetection cable-avoidance tool with Genny pipe- and cable-locator/tracer, a RadioDetection model RD4000 multi-frequency pipe- and cable-tracer, and a GSSI SIR-2000 ground-penetrating radar (GPR) system. All utilities within a 30-foot radius of each designated sampling location were marked with paint on the ground. Permits, the "Miss Utility" clearance, and the Enviroscan utility-screening report are in Appendix A. Access to the DRA was coordinated through MSA operations. Tetra Tech maintained radio communication with the MSA air traffic control tower during field activities and informed MSA of the daily field schedule.

3.3 FIELD METHODOLOGY

Methods used for the site characterization are discussed in the following sections. Methods are provided for DPT soil sampling, pre-excavation waste-profile sampling, and cleaning of sampling equipment.

3.3.1 DPT Soil Sampling and Chemical Analyses

Ninety-six soil samples spaced in a five-foot grid (Figure 3-1) were collected from 24 borings (SB-226 through SB-249) around previous test-pit sampling location DR-TP-A80-03 on April 21-22, 2015. Four samples were collected from each boring. Soil samples were collected at depth intervals of 0–3 inches (0–0.25 foot), 24–27 inches (2–2.25 feet), 36–39 inches (3–3.25 feet) and 48–51 inches (4–4.25 feet). Soil borings were advanced by a Maryland-licensed driller using a mobile all-terrain-vehicle DPT drill rig. DPT macrocores (advanced to four feet below grade) were collected for lithologic description and field screening. Soil descriptions were documented on a lithologic log prepared by a qualified and experienced geologist. Soil samples were screened with a

photoionization detector (PID) using a consistent-headspace screening methodology (i.e., zip-top bag technique). The field geologist documented pertinent information, including visual evidence of possible contamination (e.g., waste material, staining, discolorations, and odors). Soil boring locations were located using global positioning system (GPS). Soil boring logs are in Appendix B. Boreholes were backfilled with granular bentonite up to the ground surface. Push rods and stainless steel samplers were decontaminated between boring locations to prevent cross-contamination of soil samples.

Soil samples were analyzed for PCB Aroclors using SW-846 Method 8082A, with chemical extraction by SW-846 Methods 3500B/3540C. Samples were analyzed by TestAmerica, Inc. of North Canton, Ohio, a laboratory accredited by the United States Department of Defense Environmental Laboratory Accreditation Program, the United States Department of Agriculture, the National Environmental Laboratory Accreditation Program (10 states), and seven state programs.

3.3.2 Pre-Excavation Soil-Profiling Sampling

Tetra Tech obtained a pre-excavation soil sample to provide a chemical profile as required by the Lockheed-Martin-approved disposal facility (Chemical Waste Management in Model City, New York). Disposal facilities typically require one profile sample per 100–500 cubic yards (cy) of soil or material. We assume that a soil volume of approximately eight cy will be excavated from the test pit DR-TP-A80 area. Therefore, one composite pre-excavation soil sample was collected for waste characterization purposes. The composite sample was composed of soil collected from three locations at the assumed full-depth-excavation range. The pre-excavation soil sample was analyzed by TestAmerica for PCB Aroclors using SW-846 Method 8082A (with chemical extraction by SW-846 Methods 3500B/3540C) and for full toxicity characteristic leaching procedure (TCLP) analyses, as listed in Table 3-1.

3.3.3 Sample Nomenclature

Each PCB soil sample collected during the soil investigation phase was identified with a unique sample identification tag. The sample identification tag consists of the designation “DR-SB” (for Dump Road soil boring) followed by the boring number, followed by the depth below grade (in inches) at which the sample was collected. For example, the sample identified as DR-SB-240-24-27 is the soil sample collected from soil boring number 240 at a depth 24-27 inches below grade. The

soil waste-characterization sample was labeled “DR-WC” (for Dump Road waste characterization) followed by an “S” (for soil) and “TP80.”

3.3.4 Documentation

A master site logbook was maintained for the site as an overall record of field activities. Soil encountered in the soil borings was described on a soil boring and test pit log by a qualified geologist using the Unified Soil Classification System. The test pit logs note any cobbles, concrete, staining or waste encountered, and include field-screening results and groundwater depth (if encountered).

Sample-custody procedures document sample acquisition and integrity and consist of completed chain-of-custody (COC) reports and matrix-specific sample log sheets. The COC report is a standardized form that summarizes and documents pertinent sample information, such as sample identification and type, matrix, date and time of collection, preservation, and requested analyses. The COC and data validation reports are in Appendix C.

3.3.5 Sample Handling

Sample handling includes field-related considerations concerning the selection of sample containers, preservatives, allowable holding times, and analyses requested. Proper custody procedures were followed throughout all phases of sample collection and handling to establish the evidentiary integrity of sample containers. These protocols demonstrate that the samples were handled and transferred in a manner that would eliminate (or detect) possible tampering.

Sample containers were released under signature from the laboratory and were accepted under signature by the samplers or other individual responsible for maintaining custody until the sample containers are transferred to the samplers. Transport containers returning to the laboratory were sealed with strapping tape and a tamper-resistant custody seal. The signature of the individual releasing the transport container and the date and time of the transfer were written on the custody seal.

3.3.6 Equipment Decontamination

Drill rods were decontaminated before being brought on-site and also near the characterization area during fieldwork. Drill rods were decontaminated according to the procedures detailed in the “Self-Implementing” section of 40 CFR 761.79. This included the double wash/rinse method for

decontaminating nonporous surfaces contained in Subpart S 761.372 (i.e., specific requirements for relatively clean surfaces). Decontamination procedures consisted of the following steps:

- ***First wash*—**reusable equipment, including the stainless steel drill rods, was scrubbed with an organic solvent. Rough surfaces were scrubbed with a scrub brush or disposable scrubbing pad, whereas smooth surfaces were wiped with a solvent-soaked absorbent pad. Scrubbing and wiping were conducted such that each square foot of the surface cleaned was wet for no less than one minute.

- Following the wetting procedures above, all surfaces were wiped with an absorbent material to soak up any excess solvent.

- ***First rinse*—**surfaces were wet with clean rinse-solvent such that the entire surface was very wet for one minute. Solvents were drained and contained. Residual solvent was wiped off the drained surface using a clean, disposable absorbent pad until liquid was no longer visible on the surface.

- ***Second wash*—**the *first wash* procedures described above were repeated.

Sampling equipment was decontaminated over a temporary decontamination pad where all decontamination fluids were contained and subsequently placed in United States Department of Transportation (USDOT)-approved 55-gallon steel drums for characterization and disposal. Per 40 CFR 761.79, photographs of the decontamination procedures were taken and will be retained for no less than three years following project completion.

3.3.7 Waste Management

All miscellaneous IDW material (e.g., decontamination and wash water) was collected in new or reconditioned USDOT-approved 55-gallon steel drums. Decontamination water was generated from decontaminating the DPT rods. IDW consisting of personal protective equipment was brushed off, placed in trash bags, and disposed of in a facility trash receptacle. All drums were properly labeled with relevant site information and a description of contents and moved to a central staging area on MSA for chemical/physical characterization and proper disposal. Samples of the IDW were collected and submitted for analysis for volatile organic compounds (VOCs), PCBs, TCLP metals, and ignitability, in accordance with the receiving facility requirements. All drums were properly labeled and logged on a drum inventory form in accordance with the waste management plan. Drums were moved to a designated staging area in the Maryland Air National Guard (MDANG) equipment storage area near well MW-34S/I. Wastes were characterized and disposed of in accordance with applicable state and federal regulations. Clean Harbors of Baltimore, Maryland transported the drums to a Lockheed Martin-approved disposal facility in accordance with the chemical profile.

3.4 DATA MANAGEMENT

Laboratory data-handling procedures met the requirements set forth in the laboratory subcontract. All analytical and field data are maintained in the project files, which contain copies of the chain of custody forms, sampling log forms, sampling location maps, and data quality-assurance documentation.

3.4.1 Data Tracking and Control

A "cradle to grave" sample tracking system was used from the beginning to the end of the sampling event. The field operations leader coordinated sample tracking before field mobilization. Sample jar labels were handwritten in the field or pre-printed. Labels were reviewed to ensure their accuracy and adherence to work plan requirements. The project manager's (PM) assistant coordinated with the analytical laboratory to ensure that they were aware of the number and type of samples and analyses to expect.

When field sampling was underway, the field operations leader forwarded the chain of custody forms to the PM's assistant and to the laboratory on each day that samples were collected. The PM's assistant confirmed that the chain of custody form provided the information required by the work plan. This allowed early detection of errors made in the field so adjustments could be made while the field team was mobilized. The laboratory submitted an electronic deliverable for the sample delivery groups. When all electronic deliverables had been received from the laboratory, the PM's assistant confirmed that the laboratory had performed all analyses requested.

3.4.2 Sampling Information

Data from field measurements were recorded using the appropriate log sheets, as per Tetra Tech standard operating procedures. Reduction of field data entailed summarizing and presenting these data in tabular form. Reduction of laboratory data entailed manipulation of raw data-instrument output into reportable results. Laboratory data were verified by the group supervisor and by the laboratory's quality control/documentation department.

3.4.3 Project Data Compilation

The analytical laboratory generated an Adobe *Acrobat*® portable document format (PDF) file of the analytical data packages, as well as an electronic database deliverable. The electronic database was checked against the PDF file provided by the laboratory and updated as required, based on data

qualifier flags applied during data validation. Data generated were incorporated into the MSA environmental geographic information system (EGIS) database. All data (such as units of measure and chemical nomenclature) were checked to maintain consistency with the project database.

3.4.4 Geographical Information System

The data management system for this investigation consisted of a relational database and EGIS to manage environmental information pertaining to MSA. The relational database stores chemical, geological, hydrogeological, and other environmental data collected for the MSA environmental investigations. The EGIS is built from the relational database, and contains subsets of the larger data pool. Using EGIS, environmental data were posted onto base maps to graphically present information for this report.

3.5 DATA REVIEW

Data validation involves having a party independent of the analytical laboratory review the laboratory data to ensure that specific criteria were met. These criteria are concerned with specifications that are not sample-dependent; they specify performance requirements that should be fully under a laboratory's control. For organic data analyses, specific validation areas include blanks, performance-evaluation-standard materials, and instrument-performance checks. For metals data analyses (e.g., TCLP), specific validation areas include blanks, calibration standards, calibration-verification standards, laboratory-control standards, and interference-check standards. Chemical data for this investigation were validated by Tetra Tech's data validation group in Pittsburgh, Pennsylvania.

Chemical data were supplied by the laboratory as hard-copy reports and electronic databases and were validated to assess their reliability and accuracy in accordance with established USEPA protocols. This review was based on USEPA Region 3 guidelines (USEPA, 1993 and 1994) and the specifics of the analytical method employed. The data validation report (with chain-of-custody forms) and data tables that include all sampling results (including non-detects) are in Appendices C and D, respectively.

Collectively, these data are acceptable for their intended use. For this validation, the following data qualifiers (i.e., flags) were applied to the chemical results presented in this report:

B The analyte was detected in the laboratory blanks, and the detection may be an artifact of the laboratory analysis.

J The analyte is considered present in the sample. However, the value is estimated and may not be accurate or precise.

U The analyte is considered not detected at the reported value.

UJ The analyte was not detected. However, the quantitation or detection limit may be inaccurate or imprecise.

The "*J*" qualifier appears in the chemical results tables in Section 4. All flags appear in Appendices C and D.

Table 3-1

Site Characterization Sampling and Chemical Analyses
Dump Road Area PCB Site-Characterization at Test Pit DR-TP-A80—2015
Lockheed Martin, Martin State Airport, Middle River, Maryland
Page 1 of 2

Sample ID	Sampling location	Analysis (method)	Rationale/purpose
DR-WC-S-TP80	One composite soil sample from the excavation area	PCBs (USEPA SW-846 8082A) TCLP VOCs, TCLP SVOCs, TCLP metals, TCLP herbicides/pesticides (USEPA SW-846 1311 [leaching procedure], 8260C, 8270D, 6010B/7470/7471A, 8081A, 8151A)	Provide soil/waste chemical-profile to determine soil/waste transportation and disposal requirements.
DR-SB-226 through DR-SB-249	Soil borings in a 5-foot by 5-foot grid pattern around former test pit DR-TP-A80	PCBs (USEPA SW-846 8082A)	Soil samples were collected from the immediate vicinity of test pit DR-TP-A80 to delineate PCBs in soil in excess of the proposed soil cleanup goal (25 mg/kg).

Table 3-1

Site Characterization Sampling and Chemical Analyses
Dump Road Area PCB Site-Characterization at Test Pit DR-TP-A80—2015
Lockheed Martin, Martin State Airport, Middle River, Maryland
Page 2 of 2

Sample ID	Sampling location	Analysis (method)	Rationale/purpose
MSA-WC-DCON-051415 MSA-PCBGW-051315	Investigation-derived wastes	VOCs (USEPA SW-846 8260C) PCBs (USEPA SW-846 8082A) TCLP metals (USEPA SW-846 6010B/7470/7471A) RCRA ignitability (USEPA SW-846 1010A or 1030 or equivalent)	Provide soil/waste chemical-profile to determine soil/waste transportation and disposal requirements.

DR—Dump Road (for sample ID)
DRA—Dump Road Area
mg/kg—milligram(s) per kilogram
PCBs—polychlorinated biphenyls
RCRA—Resource Conservation and Recovery Act
SB—soil boring
TCLP—toxicity characteristic leaching procedure
TSCA—Toxic Substances Control Act
USEPA—United States Environmental Protection Agency

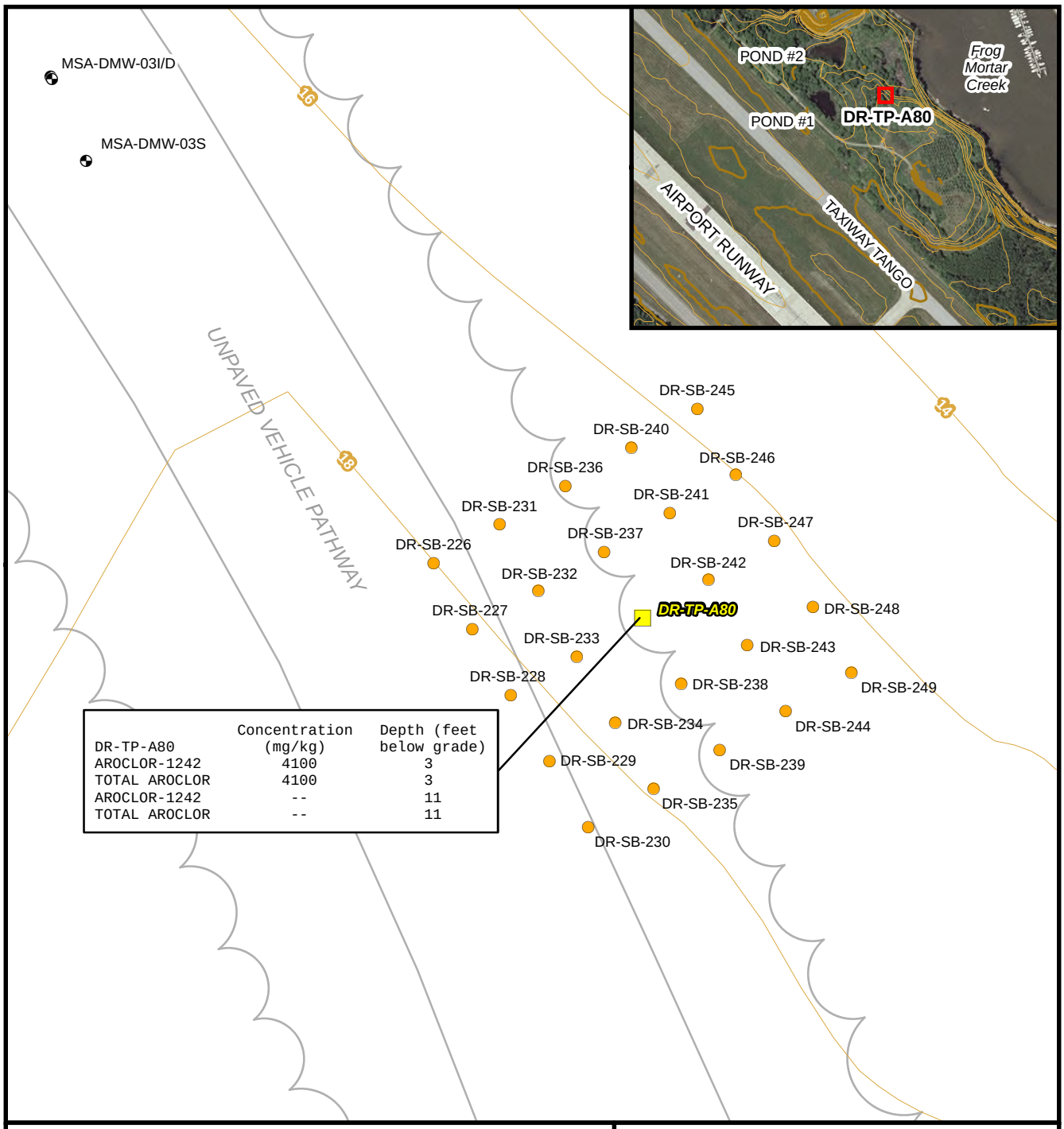

DR-TP-A80	Concentration (mg/kg)	Depth (feet below grade)
AROCLOR-1242	4100	3
TOTAL AROCLOR	4100	3
AROCLOR-1242	--	11
TOTAL AROCLOR	--	11

LEGEND

- TEST PIT - 2013
- SOIL BORING LOCATION - 2015
- GROUNDWATER MONITORING WELL
- -- NOT DETECTED
- mg/kg MILLIGRAMS PER KILOGRAM
- TOPOGRAPHIC CONTOUR (10-FOOT INTERVAL)
- TOPOGRAPHIC CONTOUR (2-FOOT INTERVAL)

FIGURE 3-1

SOIL BORING LOCATIONS NEAR TEST PIT DR-TP-A80

Dump Road Area
Lockheed Martin, Martin State Airport
Middle River, Maryland

DATE MODIFIED: 07/15/15

CREATED BY: JEE

0 5 10 Feet

N

TETRA TECH

Map Document: (P:\GIS\Lockheed_MSA\MapDocs\MXD\dump_road_tp-a80_aroclor_results.mxd)
07/15/15 -- JEE

Section 4
Site Characterization Results

Validated chemical data from the soil samples collected at the test pit DR-TP-A80 area were used to generate a statistical summary table (Table 4-1) and a table summarizing positive detections of chemical analytes (Table 4-2). Samples were analyzed for Aroclor polychlorinated biphenyls (PCBs). Gray shading in Table 4-2 indicates a result that exceeds the cleanup level of 25 milligrams per kilogram (mg/kg). Results of the composite waste-profile sample are in Table 4-3.

Test pit and site characterization sampling results are on Figure 4-1. The circle size on the figure represents the five sampling depths (0–0.25 foot; 2–2.25 feet; 3–3.25 feet; 4–4.25 feet, and 11 feet [DR-TP-A80 only]) at which samples were collected, and the colors indicate the five concentration groupings based on land use as set forth in *Code of Federal Regulations* (CFR), Title 40, Chapter 1, Part 761 (40 CFR Part 761), as summarized below.

Color	PCB concentration	Suitable for land use in:
Green	≤1 mg/kg	high-occupancy areas (i.e., residential land use)
Yellow	>1 mg/kg and <10 mg/kg	high-occupancy areas, if covered by a cap
Orange	>10 mg/kg and <25 mg/kg	low-occupancy areas only (with no restrictions or modification)
Red	>25 mg/kg and <50 mg/kg	low-occupancy areas with restricted access (e.g., fenced)
Purple	>50 mg/kg	low-occupancy with a cap if less than 100 mg/kg

Major findings of the soil-sample chemical analyses follow:

- PCB concentrations in soil below the proposed cleanup concentration (25 mg/kg) were fully delineated, both horizontally and vertically; that is, samples with PCB concentrations less than 25 mg/kg bound the sides and bottom of the two sampling locations with PCB concentrations exceeding 25 mg/kg.
- Most of the soil samples collected either had PCB concentrations below 1 mg/kg (high-occupancy concentration with no further conditions needed), or were non-detect for PCBs.
- PCB concentrations were between 1 mg/kg and 10 mg/kg in six samples, and between 10 mg/kg and 25 mg/kg in two other samples.

- Aroclor-1242 and total PCB concentrations (4,100 mg/kg) in the three-foot soil sample collected from test pit DR-TP-A80 (DR-TP-A80-3) exceed the proposed cleanup level of 25 mg/kg.

- PCBs were not detected in the 11-foot-deep sample (DR-TP-A80-11) collected at test pit DR-TP-A80. The maximum detection limit for the 11-foot sample was 0.030 mg/kg, which is more than 800 times below the proposed cleanup level of 25 mg/kg.

- PCBs (53 mg/kg) in only one soil sample (DR-SB-242-36-39 at 3–3.25 feet below grade) exceed the proposed cleanup level of 25 mg/kg. This concentration also exceeds the TSCA special handling-and-disposal concentration of 50 mg/kg.

    - Soil boring DR-SB-242 is adjacent to (northeast of) test pit DR-TP-A80.

    - PCBs were not detected in the deeper (4–4.25-feet below grade) soil sample at this location.

    - Results indicate that PCB concentrations greater than the proposed cleanup level are in soil between two and four feet below grade (i.e., PCB concentrations for the 2–2.5-foot and 4–4.25-foot samples are less than the proposed cleanup level of 25 mg/kg). This depth is consistent with the depth at which elevated levels of PCBs were detected in test pit DR-TP-A80 (i.e., a depth of three feet below grade).

- Table 4-3 and Appendix C indicate that toxicity characteristic leaching procedure (TCLP) volatile organic compounds (VOCs), semivolatile organic compounds (SVOCs), pesticides, herbicides, mercury, and silver were not detected in the composite-soil disposal-profile sample, and that the total PCB concentration is slightly greater than 1 mg/kg (1.45 mg/kg). Concentrations of TCLP metals are less than the TCLP limits used to establish a characteristically hazardous waste in accordance with 40 CFR Part 261. Therefore, soil to be excavated and disposed of from the test pit TP-80 site is not considered characteristically hazardous, in accordance with 40 CFR Part 261.

Table 4-1

Statistical Summary of Soil Chemical Results
Dump Road Area Test Pit DR-TP-A80 PCB Soil Characterization-2015
Lockheed Martin, Martin State Airport, Middle River, Maryland

Parameter	Frequency of Detection	Percent Detected	Minimum Concentration Not Detected	Maximum Concentration Not Detected	Minimum Concentration Detected	Maximum Concentration Detected	Location of Maximum Concentration Detected	Sample of Maximum Detected Concentration	Average of All Results	Average of Positive Results	Standard Deviation
PCBs (µg/kg)											
AROCLOR-1232	1/96	1	21 U	11000 U	63	63	DR-SB-227	DR-SB-227-36-39	106	63	582
AROCLOR-1242	11/96	11	12 U	6300 U	27 J	3400	DR-SB-226	DR-SB-226-36-39	127	612	491
AROCLOR-1248	10/96	10	8.6 U	960 U	16 J	51000 J	DR-SB-242	DR-SB-242-36-39	761	7182	5568
AROCLOR-1254	46/96	48	15 U	8000 U	17 J	14000	DR-SB-246	DR-SB-246-0-3	324	556	1502
AROCLOR-1260	36/96	38	9.7 U	1100 U	11 J	6400 J	DR-SB-242	DR-SB-242-36-39	132	316	671
TOTAL AROCLOR	84/96	88	0 U	0 U	11	57400	DR-SB-242	DR-SB-242-36-39	1204	1376	6364

µg/kg - micrograms per kilogram
J - estimated value
PCBs - polychlorinated biphenyls
U - not detected at concentration shown

Associated Samples:

DR-SB-226-0-3	DR-SB-231-0-3	DR-SB-236-0-3	DR-SB-241-0-3	DR-SB-246-0-3
DR-SB-226-24-27	DR-SB-231-24-27	DR-SB-236-24-27	DR-SB-241-24-27	DR-SB-246-24-27
DR-SB-226-36-39	DR-SB-231-36-39	DR-SB-236-36-39	DR-SB-241-36-39	DR-SB-246-36-39
DR-SB-226-48-51	DR-SB-231-48-51	DR-SB-236-48-51	DR-SB-241-48-51	DR-SB-246-48-51
DR-SB-227-0-3	DR-SB-232-0-3	DR-SB-237-0-3	DR-SB-242-0-3	DR-SB-247-0-3
DR-SB-227-24-27	DR-SB-232-24-27	DR-SB-237-24-27	DR-SB-242-24-27	DR-SB-247-24-27
DR-SB-227-36-39	DR-SB-232-36-39	DR-SB-237-36-39	DR-SB-242-36-39	DR-SB-247-36-39
DR-SB-227-48-51	DR-SB-232-48-51	DR-SB-237-48-51	DR-SB-242-48-51	DR-SB-247-48-51
DR-SB-228-0-3	DR-SB-233-0-3	DR-SB-238-0-3	DR-SB-243-0-3	DR-SB-248-0-3
DR-SB-228-24-27	DR-SB-233-24-27	DR-SB-238-24-27	DR-SB-243-24-27	DR-SB-248-24-27
DR-SB-228-36-39	DR-SB-233-36-39	DR-SB-238-36-39	DR-SB-243-36-39	DR-SB-248-36-39
DR-SB-228-48-51	DR-SB-233-48-51	DR-SB-238-48-51	DR-SB-243-48-51	DR-SB-248-48-51
DR-SB-229-0-3	DR-SB-234-0-3	DR-SB-239-0-3	DR-SB-244-0-3	DR-SB-249-0-3
DR-SB-229-24-27	DR-SB-234-24-27	DR-SB-239-24-27	DR-SB-244-24-27	DR-SB-249-24-27
DR-SB-229-36-39	DR-SB-234-36-39	DR-SB-239-36-39	DR-SB-244-36-39	DR-SB-249-36-39
DR-SB-229-48-51	DR-SB-234-48-51	DR-SB-239-48-51	DR-SB-244-48-51	DR-SB-249-48-51
DR-SB-230-0-3	DR-SB-235-0-3	DR-SB-240-0-3	DR-SB-245-0-3	
DR-SB-230-24-27	DR-SB-235-24-27	DR-SB-240-24-27	DR-SB-245-24-27	
DR-SB-230-36-39	DR-SB-235-36-39	DR-SB-240-36-39	DR-SB-245-36-39	
DR-SB-230-48-51	DR-SB-235-48-51	DR-SB-240-48-51	DR-SB-245-48-51	

Table 4-2

PCBs Detected in Test Pit DR-TP-A80 and Surrounding Soil Samples
Dump Road Area Test Pit DR-TP-A80 PCB Soil Characterization-2013 and 2015
Lockheed Martin, Martin State Airport, Middle River, Maryland

SAMPLE ID	DR-TP-A80-03	DR-TP-A80-11	DR-SB-226-0-3	DR-SB-226-24-27	DR-SB-226-36-39	DR-SB-226-48-51	DR-SB-227-0-3	DR-SB-227-24-27	DR-SB-227-36-39
SAMPLE DATE	20130814	20130814	20150422	20150422	20150422	20150422	20150422	20150422	20150422
MATRIX	SO	SO	SO	SO	SO	SO	SO	SO	SO
TOP DEPTH -INCHES (FEET)	36 (3)	132 (11)	0 (0)	24 (2)	36 (3)	48 (4)	0 (0)	24 (2)	36 (3)
BOTTOM DEPTH - INCHES (FEET)	36 (3)	132 (11)	3 (0.25)	27 (2.25)	39 (3.25)	51 (4.25)	3 (0.25)	27 (2.25)	39 (3.25)
PCBs (µg/kg)									
AROCLOR-1232	--	--	--	--	--	--	--	--	63
AROCLOR-1242	4100000	--	27 J	--	3400	--	99 J	1100 J	--
AROCLOR-1248	--	--	--	220	--	--	--	--	--
AROCLOR-1254	--	--	21 J	--	--	--	150 J	380 J	39
AROCLOR-1260	--	--	--	230	--	--	--	--	--
AROCLOR-1262	--	--	NA	NA	NA	NA	NA	NA	NA
TOTAL AROCLOR	4100000	0	48	450	3400	--	249	1480	102

Table 4-2

PCBs Detected in Test Pit DR-TP-A80 and Surrounding Soil Samples
Dump Road Area Test Pit DR-TP-A80 PCB Soil Characterization-2013 and 2015
Lockheed Martin, Martin State Airport, Middle River, Maryland

SAMPLE ID	DR-SB-227-48-51	DR-SB-228-0-3	DR-SB-228-24-27	DR-SB-228-36-39	DR-SB-228-48-51	DR-SB-229-0-3	DR-SB-229-24-27	DR-SB-229-36-39	DR-SB-229-48-
SAMPLE DATE	20150422	20150421	20150421	20150421	20150421	20150421	20150421	20150421	20150421
MATRIX	SO	SO	SO	SO	SO	SO	SO	SO	SO
TOP DEPTH -INCHES (FEET)	48 (4)	0 (0)	24 (2)	36 (3)	48 (4)	0 (0)	24 (2)	36 (3)	48 (4)
BOTTOM DEPTH - INCHES (FEET)	51 (4.25)	3 (0.25)	27 (2.25)	39 (3.25)	51 (4.25)	3 (0.25)	27 (2.25)	39 (3.25)	51 (4.25)
PCBs (µg/kg)									
AROCLOR-1232	--	--	--	--	--	--	--	--	--
AROCLOR-1242	--	--	--	--	--	--	--	--	--
AROCLOR-1248	--	--	--	16 J	--	58 J	--	--	--
AROCLOR-1254	120	--	--	--	--	--	--	36 J	--
AROCLOR-1260	--	460	67	30 J	130 J	230 J	82 J	--	170
AROCLOR-1262	NA	NA	NA	NA	NA	NA	NA	NA	NA
TOTAL AROCLOR	120	460	67	46	130	288	82	36	170

Table 4-2

PCBs Detected in Test Pit DR-TP-A80 and Surrounding Soil Samples
Dump Road Area Test Pit DR-TP-A80 PCB Soil Characterization-2013 and 2015
Lockheed Martin, Martin State Airport, Middle River, Maryland

SAMPLE ID	DR-SB-230-0-3	DR-SB-230-24-	DR-SB-230-36-	DR-SB-230-48-	DR-SB-231-0-3	DR-SB-231-24-	DR-SB-231-36-	DR-SB-231-48-	DR-SB-232-0-3	DR-SB-232-24-
SAMPLE DATE	20150421	20150421	20150421	20150421	20150421	20150421	20150421	20150422	20150421	20150421
MATRIX	SO	SO	SO	SO	SO	SO	SO	SO	SO	SO
TOP DEPTH -INCHES (FEET)	0 (0)	24 (2)	36 (3)	48 (4)	0 (0)	24 (2)	36 (3)	48 (4)	0 (0)	24 (2)
BOTTOM DEPTH - INCHES (FEET)	3 (0.25)	27 (2.25)	39 (3.25)	51 (4.25)	3 (0.25)	27 (2.25)	39 (3.25)	51 (4.25)	3 (0.25)	27 (2.25)
PCBs (µg/kg)										
AROCLOR-1232	--	--	--	--	--	--	--	--	--	--
AROCLOR-1242	--	--	--	--	--	250	170	--	--	--
AROCLOR-1248	--	--	--	--	45	--	--	--	--	--
AROCLOR-1254	--	--	--	17 J	--	130	--	--	2500 J	--
AROCLOR-1260	40 J	43	--	--	77	--	24 J	260 J	--	20 J
AROCLOR-1262	NA	NA	NA	NA	NA	NA	NA	NA	NA	NA
TOTAL AROCLOR	40	43	--	17	122	380	194	260	2500	20

Table 4-2

PCBs Detected in Test Pit DR-TP-A80 and Surrounding Soil Samples
Dump Road Area Test Pit DR-TP-A80 PCB Soil Characterization-2013 and 2015
Lockheed Martin, Martin State Airport, Middle River, Maryland

SAMPLE ID	DR-SB-232-36-	DR-SB-232-48-	DR-SB-233-0-3	DR-SB-233-24-	DR-SB-233-36-	DR-SB-233-48-	DR-SB-234-0-3	DR-SB-234-24-	DR-SB-234-36-	DR-SB-234-48-
SAMPLE DATE	20150421	20150422	20150421	20150421	20150421	20150421	20150421	20150421	20150421	20150421
MATRIX	SO	SO	SO	SO	SO	SO	SO	SO	SO	SO
TOP DEPTH -INCHES (FEET)	36 (3)	48 (4)	0 (0)	24 (2)	36 (3)	48 (4)	0 (0)	24 (2)	36 (3)	48 (4)
BOTTOM DEPTH - INCHES (FEET)	39 (3.25)	51 (4.25)	3 (0.25)	27 (2.25)	39 (3.25)	51 (4.25)	3 (0.25)	27 (2.25)	39 (3.25)	51 (4.25)
PCBs (µg/kg)										
AROCLOR-1232	--	--	--	--	--	--	--	--	--	--
AROCLOR-1242	--	--	660 J	--	--	--	--	--	--	--
AROCLOR-1248	--	--	--	--	--	--	--	--	--	--
AROCLOR-1254	190 J	--	840 J	--	170	150 J	--	120 J	--	50 J
AROCLOR-1260	--	69 J	--	11 J	--	--	110 J	--	46 J	--
AROCLOR-1262	NA	NA	NA	NA	NA	NA	NA	NA	NA	NA
TOTAL AROCLOR	190	69	1500	11	170	150	110	120	46	50

Table 4-2

PCBs Detected in Test Pit DR-TP-A80 and Surrounding Soil Samples
Dump Road Area Test Pit DR-TP-A80 PCB Soil Characterization-2013 and 2015
Lockheed Martin, Martin State Airport, Middle River, Maryland

SAMPLE ID	DR-SB-235-0-3	DR-SB-235-24-	DR-SB-235-36-	DR-SB-235-48-	DR-SB-236-0-3	DR-SB-236-24-	DR-SB-236-36-	DR-SB-236-48-	DR-SB-237-0-3	DR-SB-237-24-
SAMPLE DATE	20150421	20150421	20150421	20150421	20150422	20150422	20150422	20150422	20150421	20150421
MATRIX	SO	SO	SO	SO	SO	SO	SO	SO	SO	SO
TOP DEPTH -INCHES (FEET)	0 (0)	24 (2)	36 (3)	48 (4)	0 (0)	24 (2)	36 (3)	48 (4)	0 (0)	24 (2)
BOTTOM DEPTH - INCHES (FEET)	3 (0.25)	27 (2.25)	39 (3.25)	51 (4.25)	3 (0.25)	27 (2.25)	39 (3.25)	51 (4.25)	3 (0.25)	27 (2.25)
PCBs (µg/kg)										
AROCLOR-1232	--	--	--	--	--	--	--	--	--	--
AROCLOR-1242	--	--	--	--	--	--	--	--	--	--
AROCLOR-1248	--	--	--	--	--	--	--	--	--	--
AROCLOR-1254	67 J	38	63	--	--	--	--	--	--	--
AROCLOR-1260	--	--	--	--	27 J	--	--	11 J	46 J	130 J
AROCLOR-1262	NA	NA	NA	NA	NA	NA	NA	NA	NA	NA
TOTAL AROCLOR	67	38	63	--	27	--	--	11	46	130

Table 4-2

PCBs Detected in Test Pit DR-TP-A80 and Surrounding Soil Samples
Dump Road Area Test Pit DR-TP-A80 PCB Soil Characterization-2013 and 2015
Lockheed Martin, Martin State Airport, Middle River, Maryland

SAMPLE ID	DR-SB-237-36-	DR-SB-237-48-	DR-SB-238-0-3	DR-SB-238-24-27	DR-SB-238-36-39	DR-SB-238-48-51	DR-SB-239-0-3	DR-SB-239-24-27	DR-SB-239-36-39
SAMPLE DATE	20150421	20150421	20150421	20150421	20150421	20150421	20150421	20150421	20150421
MATRIX	SO	SO	SO	SO	SO	SO	SO	SO	SO
TOP DEPTH -INCHES (FEET)	36 (3)	48 (4)	0 (0)	24 (2)	36 (3)	48 (4)	0 (0)	24 (2)	36 (3)
BOTTOM DEPTH - INCHES (FEET)	39 (3.25)	51 (4.25)	3 (0.25)	27 (2.25)	39 (3.25)	51 (4.25)	3 (0.25)	27 (2.25)	39 (3.25)
PCBs (µg/kg)									
AROCLOR-1232	--	--	--	--	--	--	--	--	--
AROCLOR-1242	--	--	--	--	300 J	520	160 J	45 J	--
AROCLOR-1248	--	--	95 J	--	--	--	--	--	--
AROCLOR-1254	--	--	--	120 J	110 J	600	230 J	--	--
AROCLOR-1260	--	45	220	--	--	--	--	210 J	66
AROCLOR-1262	NA	NA	NA	NA	NA	NA	NA	NA	NA
TOTAL AROCLOR	--	45	315	120	410	1120	390	255	66

Table 4-2

PCBs Detected in Test Pit DR-TP-A80 and Surrounding Soil Samples
Dump Road Area Test Pit DR-TP-A80 PCB Soil Characterization-2013 and 2015
Lockheed Martin, Martin State Airport, Middle River, Maryland

SAMPLE ID	DR-SB-239-48-51	DR-SB-240-0-3	DR-SB-240-24-27	DR-SB-240-36-39	DR-SB-240-48-51	DR-SB-241-0-3	DR-SB-241-24-27	DR-SB-241-36-39
SAMPLE DATE	20150421	20150422	20150422	20150422	20150422	20150421	20150421	20150421
MATRIX	SO	SO	SO	SO	SO	SO	SO	SO
TOP DEPTH -INCHES (FEET)	48 (4)	0 (0)	24 (2)	36 (3)	48 (4)	0 (0)	24 (2)	36 (3)
BOTTOM DEPTH - INCHES (FEET)	51 (4.25)	3 (0.25)	27 (2.25)	39 (3.25)	51 (4.25)	3 (0.25)	27 (2.25)	39 (3.25)
PCBs (µg/kg)								
AROCLOR-1232	--	--	--	--	--	--	--	--
AROCLOR-1242	--	--	--	--	--	--	--	--
AROCLOR-1248	--	--	--	--	--	290 J	--	--
AROCLOR-1254	60 J	180 J	52 J	--	61 J	--	--	--
AROCLOR-1260	--	--	--	--	--	240 J	22 J	22 J
AROCLOR-1262	NA	NA	NA	NA	NA	NA	NA	NA
TOTAL AROCLOR	60	180	52	--	61	530	22	22

Table 4-2

PCBs Detected in Test Pit DR-TP-A80 and Surrounding Soil Samples
Dump Road Area Test Pit DR-TP-A80 PCB Soil Characterization-2013 and 2015
Lockheed Martin, Martin State Airport, Middle River, Maryland

SAMPLE ID	DR-SB-241-48-51	DR-SB-242-0-3	DR-SB-242-24-27	DR-SB-242-36-39	DR-SB-242-48-51	DR-SB-243-0-3	DR-SB-243-24-27	DR-SB-243-36-39
SAMPLE DATE	20150422	20150421	20150421	20150421	20150421	20150421	20150421	20150421
MATRIX	SO	SO	SO	SO	SO	SO	SO	SO
TOP DEPTH -INCHES (FEET)	48 (4)	0 (0)	24 (2)	36 (3)	48 (4)	0 (0)	24 (2)	36 (3)
BOTTOM DEPTH - INCHES (FEET)	51 (4.25)	3 (0.25)	27 (2.25)	39 (3.25)	51 (4.25)	3 (0.25)	27 (2.25)	39 (3.25)
PCBs (µg/kg)								
AROCLOR-1232	--	--	--	--	--	--	--	--
AROCLOR-1242	--	--	--	--	--	--	--	--
AROCLOR-1248	--	20000 J	--	51000 J	55 J	--	--	--
AROCLOR-1254	--	--	--	--	--	350	54	110
AROCLOR-1260	110 J	1600 J	--	6400 J	--	--	--	--
AROCLOR-1262	NA	NA	NA	NA	NA	NA	NA	NA
TOTAL AROCLOR	110	21600	--	57400	55	350	54	110

Table 4-2

PCBs Detected in Test Pit DR-TP-A80 and Surrounding Soil Samples
Dump Road Area Test Pit DR-TP-A80 PCB Soil Characterization-2013 and 2015
Lockheed Martin, Martin State Airport, Middle River, Maryland

SAMPLE ID	DR-SB-243-48-51	DR-SB-244-0-3	DR-SB-244-24-27	DR-SB-244-36-39	DR-SB-244-48-51	DR-SB-245-0-3	DR-SB-245-24-27	DR-SB-245-36-39
SAMPLE DATE	20150421	20150421	20150421	20150421	20150421	20150422	20150422	20150422
MATRIX	SO	SO	SO	SO	SO	SO	SO	SO
TOP DEPTH -INCHES (FEET)	48 (4)	0 (0)	24 (2)	36 (3)	48 (4)	0 (0)	24 (2)	36 (3)
BOTTOM DEPTH - INCHES (FEET)	51 (4.25)	3 (0.25)	27 (2.25)	39 (3.25)	51 (4.25)	3 (0.25)	27 (2.25)	39 (3.25)
PCBs (µg/kg)								
AROCLOR-1232	--	--	--	--	--	--	--	--
AROCLOR-1242	--	--	--	--	--	--	--	--
AROCLOR-1248	36 J	--	--	--	--	--	--	--
AROCLOR-1254	--	88	370	--	48 J	100 J	33 J	130 J
AROCLOR-1260	18 J	--	--	74 J	--	--	--	--
AROCLOR-1262	NA	NA	NA	NA	NA	NA	NA	NA
TOTAL AROCLOR	54	88	370	74	48	100	33	130

Table 4-2

PCBs Detected in Test Pit DR-TP-A80 and Surrounding Soil Samples
Dump Road Area Test Pit DR-TP-A80 PCB Soil Characterization-2013 and 2015
Lockheed Martin, Martin State Airport, Middle River, Maryland

SAMPLE ID	DR-SB-245-48-51	DR-SB-246-0-3	DR-SB-246-24-27	DR-SB-246-36-39	DR-SB-246-48-51	DR-SB-247-0-3	DR-SB-247-24-27	DR-SB-247-36-39
SAMPLE DATE	20150422	20150422	20150422	20150422	20150422	20150421	20150421	20150421
MATRIX	SO	SO	SO	SO	SO	SO	SO	SO
TOP DEPTH -INCHES (FEET)	48 (4)	0 (0)	24 (2)	36 (3)	48 (4)	0 (0)	24 (2)	36 (3)
BOTTOM DEPTH - INCHES (FEET)	51 (4.25)	3 (0.25)	27 (2.25)	39 (3.25)	51 (4.25)	3 (0.25)	27 (2.25)	39 (3.25)
PCBs (µg/kg)								
AROCLOR-1232	--	--	--	--	--	--	--	--
AROCLOR-1242	--	--	--	--	--	--	--	--
AROCLOR-1248	--	--	--	--	--	--	--	--
AROCLOR-1254	120 J	14000	1700	--	--	--	170 J	570 J
AROCLOR-1260	--	--	--	--	--	35 J	--	--
AROCLOR-1262	NA	NA	NA	NA	NA	NA	NA	NA
TOTAL AROCLOR	120	14000	1700	--	--	35	170	570

Table 4-2

PCBs Detected in Test Pit DR-TP-A80 and Surrounding Soil Samples
Dump Road Area Test Pit DR-TP-A80 PCB Soil Characterization-2013 and 2015
Lockheed Martin, Martin State Airport, Middle River, Maryland

SAMPLE ID	DR-SB-247-48-51	DR-SB-248-0-3	DR-SB-248-24-27	DR-SB-248-36-39	DR-SB-248-48-51	DR-SB-249-0-3	DR-SB-249-24-27	DR-SB-249-36-39	DR-SB-249-48-51
SAMPLE DATE	20150422	20150421	20150421	20150421	20150421	20150421	20150421	20150421	20150421
MATRIX	SO	SO	SO	SO	SO	SO	SO	SO	SO
TOP DEPTH -INCHES (FEET)	48 (4)	0 (0)	24 (2)	36 (3)	48 (4)	0 (0)	24 (2)	36 (3)	48 (4)
BOTTOM DEPTH - INCHES (FEET)	51 (4.25)	3 (0.25)	27 (2.25)	39 (3.25)	51 (4.25)	3 (0.25)	27 (2.25)	39 (3.25)	51 (4.25)
PCBs (µg/kg)									
AROCLOR-1232	--	--	--	--	--	--	--	--	--
AROCLOR-1242	--	--	--	--	--	--	--	--	--
AROCLOR-1248	--	--	--	--	--	--	--	--	--
AROCLOR-1254	45 J	85	--	--	--	320	350	110	330
AROCLOR-1260	--	--	18 J	--	--	--	--	--	--
AROCLOR-1262	NA	NA	NA	NA	NA	NA	NA	NA	NA
TOTAL AROCLOR	45	85	18	--	--	320	350	110	330

-- not detected
DR - Dump Road
J - estimated value
PCBs - polychlorinated biphenyls
SB - soil boring
SO - soil
µg/kg - micrograms per kilogram
Shaded values exceed the proposed cleanup concetration of 25 mg/kg (25,000 µg/kg)

Table 4-3

Analytes Detected in the Disposal Characterization Soil Sample
Dump Road Area Test Pit DR-TP-A80 PCB Soil Characterization-2015
Lockheed Martin, Martin State Airport, Middle River, Maryland

LOCATION	DR-TP-A80
SAMPLE ID	DR-WC-S-TP80
SAMPLE DATE	20150422
MATRIX	WS
TOP DEPTH (FEET)	2
BOTTOM DEPTH (FEET)	4
PCBs (mg/kg)	
AROCLOR-1232	--
AROCLOR-1242	0.91
AROCLOR-1248	--
AROCLOR-1254	--
AROCLOR-1260	--
AROCLOR-1262	0.54
TOTAL AROCLOR	1.45
TCLP METALS (mg/L)	
ARSENIC	0.0045 J
BARIUM	0.37 J
CADMIUM	0.028 J
CHROMIUM	0.0016 J
LEAD	0.035 J
SELENIUM	0.0051 J

- not detected
DR - Dump Road
J - estimated value
mg/kg - milligrams per kilogram
mg/L - milligrams per liter
PCBs - polychlorinated biphenyls
SO - soil
TCLP - toxicity characteristic leaching procedure
WC - waste characterization

Note:
TCLP volatile organic compounds, semivolatile organic compounds, pesticides, herbicides, mercury, and silver were not dettected in the sample.

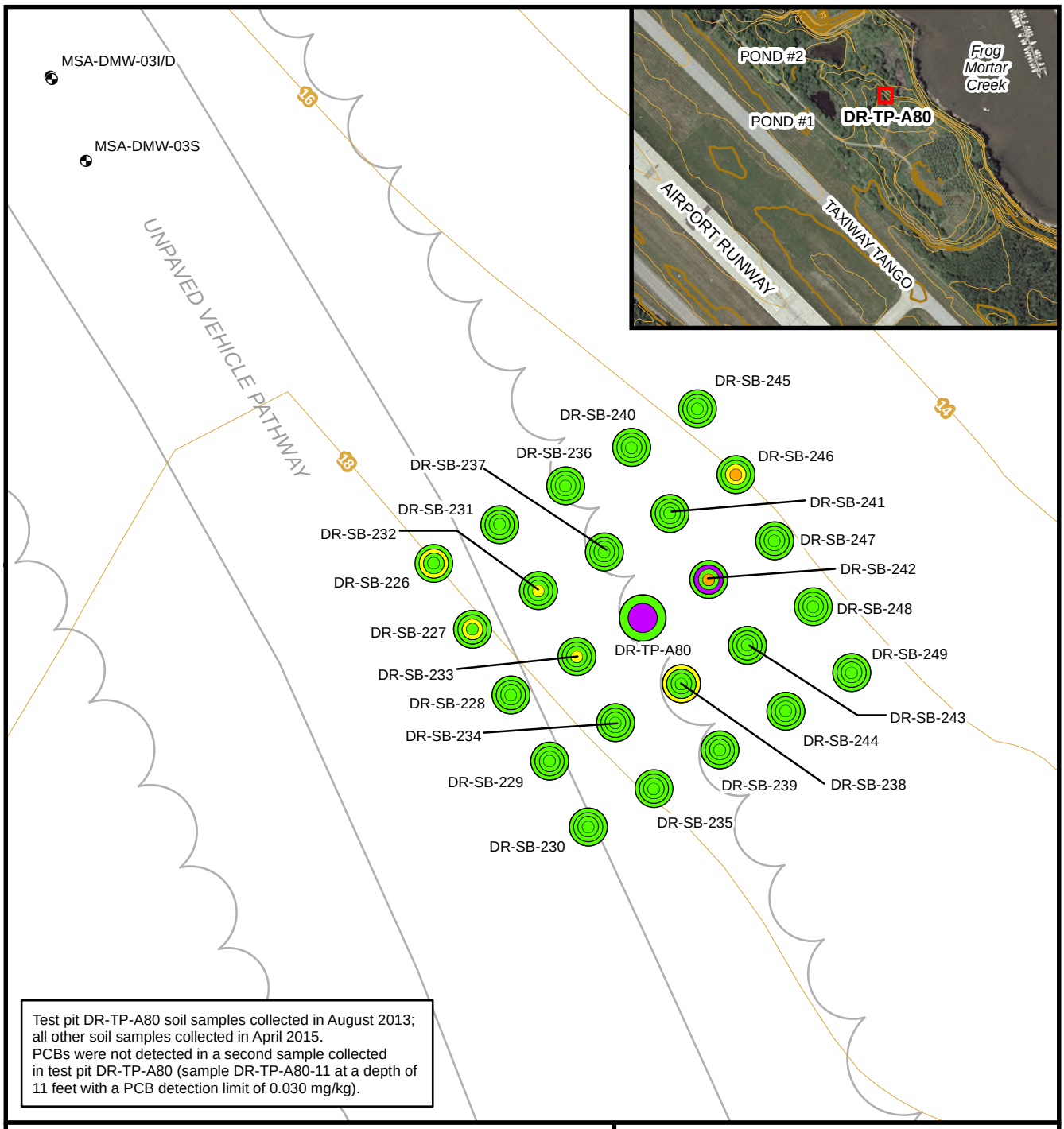

Test pit DR-TP-A80 soil samples collected in August 2013; all other soil samples collected in April 2015.
PCBs were not detected in a second sample collected in test pit DR-TP-A80 (sample DR-TP-A80-11 at a depth of 11 feet with a PCB detection limit of 0.030 mg/kg).

LEGEND

SOIL SAMPLE TOTAL PCB CONCENTRATIONS

- < 1 mg/kg
- ≥ 1 and < 10 mg/kg
- ≥ 10 and < 25 mg/kg
- ≥ 25 and < 50 mg/kg
- ≥ 50 mg/kg
- GROUNDWATER MONITORING WELL

SOIL SAMPLE DEPTHS

- 0 - 0.25 foot
- 2 - 2.25 feet
- 3 - 3.25 feet
- 4 - 4.25 feet
- 11 feet

TOPOGRAPHIC CONTOUR (10-FOOT INTERVAL)

TOPOGRAPHIC CONTOUR (2-FOOT INTERVAL)

0 5 10 Feet

PCB - polychlorinated biphenyls
mg/kg - milligrams per kilogram

N

FIGURE 4-1

PCB CONCENTRATIONS IN SOIL SAMPLES COLLECTED AT AND NEAR TEST PIT DR-TP-A80

Dump Road Area
Lockheed Martin, Martin State Airport
Middle River, Maryland

DATE MODIFIED: 07/15/15

CREATED BY: JEE

TETRA TECH

Map Document: (P:\GIS\Lockheed_MSA\MapDocs\MXD\dump_road_tp-a80_soil_results_apr2015.mxd)
07/15/15 -- JEE

Section 5
Proposed Cleanup Action Plan

This section presents the proposed-cleanup action plan for soil with polychlorinated biphenyl (PCB) concentrations greater than 25 milligrams per kilogram (mg/kg) at test pit DR-TP-A80. The proposed project appears to qualify for cleanup of a PCB-contaminated site under United States Environmental Protection Agency (USEPA) self-implementing regulations for cleanup and disposal of PCB remediation waste (Title 40 *Code of Federal Regulations* Part of 761 [40 CFR 761]) at a low-occupancy site. Implementation of institutional controls limiting access to the area will be provided as part of the full-scale soil remedial action for the Dump Road Area (DRA).

The selected cleanup action involves excavation and disposal of PCB-impacted soil around former test pit DR-TP-A80 and soil boring DR-SB-242. PCBs in soil have been fully delineated in both horizontal and vertical directions at concentrations less than the proposed cleanup concentration (25 mg/kg). Samples with PCB concentrations less than 25 mg/kg bound the sides and bottom of the two sampling locations (DR-TP-A80-3 and DR-SB-242-36-39) with PCB exceedances. The cleanup action will follow procedures presented in the site-specific health and safety plan (HASP) and waste management plan (WMP) (Tetra Tech, Inc. [Tetra Tech], 2015).

5.1 NOTIFICATIONS

At least 30 days before the PCB soil-cleanup action begins, Lockheed Martin will provide a signed letter certifying the location of all files related to the site characterization and cleanup plan, to certify that all sampling plans, sample collection and preparation procedures, extraction procedures, and instrument/chemical analysis procedures used to characterize the site are at this location and available for USEPA inspection. This document will satisfy the notification requirement for the self-implementing cleanup and disposal of PCB remediation waste activity under 40 CFR 761.61 (a)(3)(E). An unsigned copy of the certification is included in Appendix E. Lockheed Martin will also notify Martin State Airport (MSA) and the Maryland Air National Guard (MDANG) at least 30 days before conducting cleanup activities. Tetra Tech and subcontractors will begin the cleanup upon receiving approval from these parties to proceed. Lockheed Martin will keep USEPA and MDE

informed of relevant project matters such as schedule changes, discovery of new contamination or of conditions such as those that were encountered at test pit DR-TP-A80, and results of confirmation samples.

5.2 PERMITS

Permits to conduct the soil cleanup include utility clearance from Maryland "Miss Utility," and a digging permit from MSA owners/operators. Tetra Tech will obtain the required permits from the Maryland Aviation Administration (MAA) before beginning fieldwork. Experience indicates that the time required to obtain a permit from MAA is based largely on the meeting schedule and current workload of the MAA permit committee. Tetra Tech assumes that no MDE wetland or FAA permits will be required to execute this project, based on our past project experience at MSA.

The proposed work will not affect MSA and MDANG operations because the excavations will be made away from airport and MDANG operations behind a secure, fenced area in the wooded portion of the DRA. Following the same procedures as were used in prior projects at MSA, Tetra Tech will work closely with MSA, MAA, and their tenants to make all parties aware of the field schedule. A Baltimore County grading permit and an erosion- and sediment-control plan will not be required, because land disturbance for this project will not exceed 5,000 square feet, and because the project will not use more than 100 cubic yards (cy) of fill material.

5.3 TRAINING REQUIREMENTS

Tetra Tech personnel and subcontractors must be trained in accordance with all state and federal protocols. All personnel working on-site will complete the appropriate Occupational Safety and Health Administration (OSHA) hazardous waste operations and emergency response (HAZWOPER) training and annual refresher training, as specified in Title 29 of *Code of Federal Regulations* (CFR), Part 1910.120 (29 CFR 1910.120). All subcontractor training certifications will be provided electronically to the Tetra Tech project manager. Certificates for Tetra Tech personnel are maintained internally, and can be provided to Lockheed Martin upon request.

United States Department of Transportation (USDOT) regulations cover the responsibilities and training requirements for handling Toxic Substances Control Act (TSCA)-regulated waste. USDOT hazardous materials (HAZMAT) employee training is required for anyone involved in the shipment, preparation, (offering for) transport, and transportation of hazardous waste, including signing

hazardous waste manifests (see Title 49 CFR Part 172, Subpart H). The waste management subcontractor will have completed HAZMAT employee training and will renew the training as necessary to meet USDOT requirements for transporting hazardous waste. Facilities that generate more than 1,000 kilograms of hazardous waste per month must comply with the emergency preparedness and personnel training requirements outlined in 40 CFR §265.16 (see 40 CFR §262.34(a)(4)). This training is intended for the waste generator's (i.e., Lockheed Martin) contractors (i.e., Tetra Tech), and includes training by a person qualified in hazardous waste management and emergency response procedures.

5.4 UTILITY CLEARANCE

The proposed excavation area will be cleared of utilities before any intrusive field activities begin. Utility clearance work and documentation will conform to the provisions of Lockheed Martin's *Remediation Contractor's ESH Handbook, Revision 2* (May 1, 2014) or latest update. Tetra Tech will also follow the procedures outlined in the Lockheed Martin *Corporate Staff Procedure EO-28*—"Digging Projects." As directed in EO-28, the location survey for utilities and underground structures will include the appropriate equipment necessary to detect buried foundations and slabs, piping, direct-bury cables, and other buried conduits and structures, using the technologies appropriate to find the anticipated utilities (e.g., electromagnetic detector; ground-penetrating radar; acoustic plastic-pipe locator; probe, beacon, or trace wire; or cesium magnetometer). All such utilities and underground structures in the investigation area will be clearly marked on the ground surface with paint before excavation starts.

In addition to calling in a Maryland "Miss Utility" ticket, a private utility-locating service (Enviroscan, Inc.) will locate and mark any underground utilities and anomalies and identify any overhead utilities within the excavation area. Enviroscan will use standard utility-locating equipment representing the best available technology. Examples of such commonly used equipment include a Fisher TW 6 electromagnetic pipe- and cable-locator/tracer, a RadioDetection cable-avoidance tool and Genny pipe- and cable-locator/tracer, a RadioDetection RD4000 multi-frequency pipe- and cable-tracer, and a Geophysical Survey Systems, Inc. (GSSI) subsurface-interface radar system (GSSI SIR 2000) ground-penetrating radar (GPR) system. Located utilities will be marked on the ground with the appropriate paint color corresponding to each unique utility. A copy of all permits and reports will be retained on-site during the soil cleanup and will be submitted as part of the final project report.

5.5 GENERAL EXCAVATION

The planned excavation area is five feet by 10 feet, as shown in Figure 5-1. Soil sampling results indicate that concentrations of PCBs greater than 25 mg/kg occur above a depth of four feet below grade. Therefore, soil will be excavated to a depth of four feet, and approximately eight cubic yards (cy) (12 tons) of soil will be removed. Although a four-foot-deep sample was not collected at DR-TP-A80, samples at that depth in the eight surrounding soil borings (DR-SB-232, DR-SB-233, DR-SB-234, DR-SB-237, DR-SB-238, DR-SB-241, DR-SB-242, and DR-SB-243) had PCB concentrations below 25 mg/kg, indicating that PCB concentrations above the proposed cleanup level are limited to a depth of no more than four feet below grade. Additionally, PCBs were not detected at 11 feet below grade at test pit DR-TP-A80. Post-excavation confirmation samples will be collected at four feet (i.e., at the bottom of the excavation) at sampling locations DR-TP-A80 and SB-242 (as well as four other confirmatory samples, as described in Section 5.7) to verify that PCBs above 25 mg/kg have been removed. Additional soil will be removed at this location if the confirmation samples indicate PCBs at concentrations greater than 25 mg/kg. Additional confirmation samples will be collected after excavating the soil.

Tetra Tech's excavation subcontractor (Elite Environmental and Petroleum Services [EEPS] of Essex, Maryland) will use a rubber-tired or track-mounted backhoe to excavate soil. PCB-containing materials (including soil and associated debris such as rocks, wood, concrete, glass, ash, etc.) will be transported by a Lockheed Martin-approved hazardous waste hauler for off-site disposal at a Lockheed Martin-approved disposal facility licensed to accept Toxic Substances Control Act (TSCA) PCB wastes (Chemical Waste Management in Model City, New York or US Ecology in Wayne, Michigan). The estimated volume of PCB remediation waste is eight cy (approximately 12 tons). We anticipate that this amount can be removed from the site in one standard dump-truck load. We expect that excavated soil will be transported from the site on the day of the excavation, due to the limited amount of soil excavated and the acceptance-approval obtained from the disposal facility. The waste-profile analyses for disposal will be conducted as required by Chemical Waste Management or US Ecology.

PCBs in soil at test pit DR-TP-A80 have been fully delineated to concentrations below 25 mg/kg. Soil sampling and logging do not indicate liquid PCB wastes, water, or other material that could not be transported via dump truck and disposed of at the selected landfill. Higher PCB concentrations and wider PCB distributions are not anticipated at test pit DR-TP-A80 because PCBs have been

fully delineated (soil samples were collected every five feet horizontally and every one foot vertically) using methods acceptable to USEPA and required by 40 CFR 761. Additionally, the selected landfill can accept PCB concentrations higher than the maximum PCB concentration detected (4,100 mg/kg). Therefore, no obstacles requiring changes to the PCB-cleanup fieldwork, transportation, or disposal technology are expected for this site.

All excavations will be photo-documented. Tetra Tech will manage the site and oversee excavations. Excavation procedures are in the site-specific HASP and will be completed using a combination of a small-bucket excavator and hand digging. We do not anticipate that shoring of the excavation or engineering controls (e.g., silt fencing, shoring, sheeting, and steel plates) will be required, because the estimated depth of the excavation is shallow. We also assume that no dewatering will be required during excavation.

Excavated soil will be described and logged by a qualified and experienced geologist and screened for volatile organic compounds (VOCs) using a portable photoionization detector (PID) and a consistent-headspace screening technique (e.g., foil-sealed jar or zip-top bag). Waste materials (if any), soil type, and anthropogenic material encountered in the excavation will be documented in a field log and photographed. A global positioning system (GPS) unit capable of submeter accuracy will be used to establish the coordinates at each end of the excavation. If unexploded ordnance (UXO), underground storage tanks, elevated VOCs, or any other anomalies or unsafe conditions are encountered, digging will be suspended and the area will be evacuated per the HASP. Site and project-contact personnel will be immediately notified of the work stoppage and site conditions, and the project team will then determine the path forward.

5.6 MANIFESTING AND DISPOSAL

Bulk remediation waste will likely be generated during the removal action. Before removal begins, analytical data obtained during the investigation will be used to characterize the soil according to the requirements of the disposal facilities and 40 CFR 761 Subpart D. The PCB rule in 40 CFR 761 addresses all PCB waste with concentrations greater than 1 mg/kg. This rule allows for soil with PCB concentrations between 1 mg/kg and 50 mg/kg to be disposed of in a Subtitle D lined solid-waste landfill. Under the requirements of 40 CFR 761.61, soil with PCB concentrations greater than 50 mg/kg may be disposed of in a hazardous waste landfill permitted by USEPA under section 3004 of Resource Conservation and Recovery Act (RCRA), by a State-authorized facility

under Section 3006 of RCRA, or at a PCB disposal facility approved under 40 CFR 761. An *in situ* determination has been made regarding PCBs in soil at test pit DR-TP-80; therefore, a portion of that soil will be managed as TSCA-regulated waste having PCB concentrations greater than or equal to 50 mg/kg. After obtaining the delineation and waste-profile sampling results, this material will be loaded in trucks and transported to either the Waste Management, Inc. facility in Model City, New York or the US Ecology facility in Wayne, Michigan for land disposal.

Lockheed Martin may choose to issue a Lockheed Martin "Hazardous Waste Manifest Signatory Authorization Form" (see *Waste Management Plan*). This form authorizes a Lockheed Martin subcontractor to sign shipping documents for bulk remedial waste. The authorization certifies that the representative signing on behalf of Lockheed Martin has completed the appropriate USDOT training (as specified in 49 CFR Part 172, *et seq.*) to sign hazardous waste manifests, and is in compliance with all state and federal requirements for manifesting hazardous waste. Lockheed Martin will remain responsible and liable for the hazardous waste being disposed of, regardless of the signatory authorization on the form.

During project implementation, the Tetra Tech project manager or their assistant will coordinate soil removal with the appropriate Lockheed Martin site contact. The Lockheed Martin site contact (or authorized representative) will be on-site to sign bills of lading (for nonhazardous wastes) or hazardous waste manifests (for soil with PCB concentrations above 50 mg/kg). Signed copies of the returned bills of lading and hazardous-waste manifests will be kept on file for a minimum of three years as required under 40 CFR 761.214, and notification, certification and cleanup records will be kept on file for a minimum of five years as required under 40 CFR 761.61 (a). The signed documentation for transporting waste off-site will be properly filed and available for review upon request.

The receiving landfill will provide a draft manifest (for hazardous/TSCA-regulated shipments) or bill of lading (for nonhazardous shipments) for all shipments before trucks arrive on-site. Manifests will provide information as required by 40 CFR Subpart K, "PCB-Waste Disposal Records and Reports." Tetra Tech will review the draft documents for accuracy and completeness, complete the load-specific information, and approve the document before shipment.

Before wastes leave the site, the Lockheed Martin site contact or their authorized representative will complete a waste shipment checklist and a waste identification and classification form (see *Waste*

Management Plan). Completion of this checklist documents that all protocols, standards, and requirements have been adhered to and that the waste can be properly removed from the site. The checklist helps document that the truck is fitted with the proper waste placards, is properly constructed with double-walled containment, and that the waste manifests and bills of lading contain the proper information. Soil will be removed from the site after the Lockheed Martin representative has completed the checklist. Both the Lockheed Martin representative and Tetra Tech site personnel will then receive a copy of the associated paperwork. Tetra Tech will record the shipment on a master waste-shipment form.

The *Waste Management Plan* contains a site-contact list to be used as a reference in case of emergency, or if questions arise regarding waste disposal. An emergency contingency plan has been incorporated into the on-site HASP. This plan complies with all current and applicable requirements including, but not limited, to OSHA 29 CFR 1903, 1904, 1910, and 1926. Lockheed Martin will be listed as the waste generator on all paperwork. The remediation areas associated with this cleanup are identified for waste disposal by USEPA identification number MDR000524413.

5.7 POST-EXCAVATION CONFIRMATORY SAMPLING

After excavation is complete, confirmation samples will be collected to confirm that the cleanup goal (in compliance with 40 CFR Part 761, Subpart O of the PCB regulations) has been achieved. Collection of post-excavation confirmation samples is required to be performed in a five-foot by five-foot grid, with a minimum of three samples collected for each type of bulk-PCB remediation waste or porous surface, regardless of the amount of each type of waste present. However, because of the small size of the excavation (five-feet by 10-feet), confirmation samples will be collected from the base of the excavation directly below the historical sampling location DR-TP-A80-3 (the location with a PCB concentration of 4,100 mg/kg), at boring DR-SB-242, and at the base of each excavation sidewall, for a total of six samples. Sampling will entail using a core sampler or hand trowel to a maximum depth of three inches. Additional samples may be collected if the excavation is larger than expected or if there are distinct types of material remaining in the base of the excavation.

Post-excavation confirmation samples will bear the sample-identification designation “DR-CS” (for Dump Road confirmation sample) followed by the sequential sample number (i.e., -01 through -06),

and a unique identifier representing the type of soil sampled (if present). For example, sample DR-CS-02-SS would be a confirmation soil sample collected from location -02 in sandy soil (SS). If no variations in soil type are found within the excavation, then the location of the sample within the excavation and its compass direction are used after the number. For example, “B” and “W” will indicate samples collected from the “bottom” and “wall” of the excavation, respectively, and suffixes such as “NW” and “N” indicate compass directions “northwest” and “north.” The location and depth of the soil sample will also be recorded on a sketch.

5.8 BACKFILLING AND SITE RESTORATION

Before the excavation is backfilled, it will be lined with a geotextile to separate the clean backfill from existing soil. The excavation contractor will use clean fill from an off-site source to fill the excavation to within six inches of the ground surface. The top six inches of the excavation will then be backfilled with topsoil. No sodding will be required because the excavation location is remote. However, the surface will be covered with grass seed and straw, because the grass may not establish completely on its own.

The proposed plan assumes that all work (excavation, sampling and backfilling) will be completed in one day, to avoid possible fall hazards from leaving an open excavation at the site and to eliminate remobilizing personnel and equipment. If confirmation samples have concentrations above the PCB-cleanup concentration, the excavation will be reopened and further excavated. The geotextile layer that had been placed earlier will allow segregation of clean backfill from any impacted soil that might require additional excavation and disposal. However, confirmation samples are not expected to exceed the proposed soil-cleanup level, because the excavation limits are based on PCB data obtained from numerous soil borings.

5.9 SITE SURVEY

A qualified, Maryland-licensed land surveyor will document the excavation limits (length, width, and depth), backfill, and restoration. This information will be presented in a stamped survey plan. The quality of this survey will be sufficient for use in land-use restrictions and any deed restrictions that may be necessary in the future. Surveyed locations will be accurate to the nearest 0.01 foot for vertical elevations in the North American Vertical Datum 1988, and to the nearest 0.1 foot for horizontal coordinates in the North American Datum 1983. Ground elevations will be surveyed with

a vertical accuracy of 0.1 foot. This information will also be used to update the MSA environmental geographic information system (EGIS).

5.10 LABORATORY ANALYSES

Post-excavation soil samples for the cleanup action and an IDW water sample will be analyzed for PCB Aroclors using SW-846 Method 8082A, with chemical extraction by SW-846 Methods 3500B/3540C. One water sample will be collected from decontamination rinseate for waste characterization and disposal. The sample will be analyzed for VOCs, PCBs, toxicity characteristic leaching procedure (TCLP) metals, and ignitability. Profiles will be generated for off-site disposal based on the analytical results.

Trip blanks will be provided by the laboratory. One trip blank will be analyzed per cooler of VOC samples; no other quality assurance/quality control (QA/QC) samples will be collected. All samples will be analyzed on a 15-day turnaround time. TestAmerica, Inc. (TestAmerica) of North Canton, Ohio will be the analytical laboratory for the project. TestAmerica's North Canton laboratory is accredited by the United States Department of Defense Environmental Laboratory Accreditation Program, the United States Department of Agriculture, the National Environmental Laboratory Accreditation Program (10 states), and seven state programs.

5.11 DATA HANDLING AND MANAGEMENT

A "cradle-to-grave" sample tracking system will be used for data handling and management. Tetra Tech will coordinate with the analytical laboratory to ensure that the laboratory is aware of the number, type, and schedule of samples shipped. After verification samples are collected, the chain-of-custody forms will be forwarded to the Tetra Tech project chemist and TestAmerica. Tetra Tech will confirm that the chain-of-custody forms conform to the project requirements. A sample confirmation report from TestAmerica, listing samples logged and the tests associated with each sample, will be automatically e-mailed to the project chemist on the same day TestAmerica receives the samples. These procedures will allow for early detection of errors made in the field so that adjustments can be made before sample analysis starts.

TestAmerica will generate a portable document format (PDF) file of the analytical data packages, as well as electronic database deliverables (EDDs). The EDDs will then be submitted through the Tetra Tech *Laboratory Data Checker* application. *Laboratory Data Checker* will ensure that the

EDDs meet the content and format requirements of the project. Electronic data submitted through *Laboratory Data Checker* will be processed by the environmental database coordinator for validation and database compilation. The environmental database coordinator will compile all formatted laboratory EDDs into a working project database.

After TestAmerica has reviewed sampling results and all quality control (QC) data have been verified as within limits, preliminary results and QC data will be available via a real-time online data-access system (*TotalAccess*). An automatic transmission of analytical results will be e-mailed to the Tetra Tech environmental database coordinator directly from laboratory information management system (LIMS). Preliminary data will be provided by TestAmerica on *TotalAccess* within three days of sample receipt.

Tetra Tech data-validation chemists will then conduct a preliminary data-usability summary that will include an evaluation of data completeness, holding times, calibrations, laboratory-method-blank results, surrogate recoveries, laboratory control-sample results, and detection limits. This will ensure that the data reported are not rejected during the full data-validation that follows. This summary evaluation will allow a direct comparison to site-specific cleanup criteria, so that decisions for terminating the excavation and proceeding with backfilling can be made.

A second automatic transmission of analytical results will be e-mailed from TestAmerica—also directly from LIMS—to the Tetra Tech environmental database coordinator once all results have been through final review by laboratory operations. TestAmerica will produce a PDF of the analytical report and an EDD that will be e-mailed and uploaded to TestAmerica's *TotalAccess*. The data package will provide USEPA Contract Laboratory Program (CLP)-equivalent data reporting Forms 1 through 15 within 15 days of sample collection. Additionally, EDDs, formatted according to the requirements stated in the laboratory subcontracts, will be submitted via the Tetra Tech Laboratory *Data Checker* application. Electronic project data will be stored and maintained in a secure database system. Backup and archival processes will occur nightly.

Analytical results from the fixed-base laboratory for post-removal/verification samples will be validated using USEPA's CLP protocol and USEPA Region 3 *Modifications to National Functional Guidelines for Organic-Data Review* (USEPA, 1994), in conjunction with method-specific criteria. Analytical results from the fixed-base laboratory for samples representing soil that has been removed and disposed of off-site will not be validated.

Data that are to be validated will be printed as data packages and will include the samples of each sample delivery group and the appropriate analytical fraction. The data packages will be distributed with the appropriate data-validation flags. All data qualifiers and qualifier codes will be entered into the database and printed out as a hard copy for incorporation into the data validation letter. A list of findings will be generated after the data have been validated. This will ensure that the data package has been carefully reviewed for adherence to prescribed requirements and is suitable for its intended use (as final post-excavation confirmation that cleanup criteria have been achieved).

Data validation reports will be generated for all parameters. The final data validation report will include a technical memorandum, qualified analytical results, results reported by the laboratory, and documentation to support data qualification. All data will be flagged by appropriate qualifying symbols. Data and field records will also be reviewed by the project chemist to ensure that the samples comply with the intended sampling conditions and populations.

5.12 REPORTING

Tetra Tech will provide written verification that contamination has been reduced below the cleanup goal of 25 mg/kg. Tetra Tech will work with Lockheed Martin and the MAA to provide written records, including a notation to the property deed that the land was remediated for PCBs and is restricted to use as a low-occupancy area as defined in §761.3. This will be done within 60 calendar days of the verified cleanup, in accordance with Maryland state law. This process will include an owner-signed certification that the notation specified in 40 CFR §761.205 has been forwarded to the USEPA Regional Administrator. This activity will also be subject to MAA requirements and procedures.

5.13 SCHEDULE

The proposed schedule for the PCB cleanup action is in Table 5-2.

Table 5-1

Post-Excavation Confirmation Soil-Sampling and Chemical Analyses
Test Pit DR-TP-A80 PCB Cleanup Action, Dump Road Area
Lockheed Martin, Martin State Airport, Middle River, Maryland

Sample ID	Sampling location	Analysis (method)	Rationale/purpose
DR-CS-XX-XX	Confirmation soil samples will be collected in a grid pattern. Because of the small size of the excavation (5'×10'), two samples will be collected from the excavation floor (at locations DR-TP-A80 and SB-242), and one sample each will be collected from the four sidewalls of both locations following removal of soil containing PCBs in excess of 25 mg/kg. The soil is expected to be similar in the bottom and sidewalls of the excavation (sandy clay); therefore, this sampling strategy fulfills the 40 CFR 761.283 requirement to collect at least three samples from each type of PCB-containing soil. Additional samples will be collected if different types of soil are encountered.	PCBs (USEPA SW-846 8082A)	Soil samples will be collected from the excavation bottom in accordance with 40 CFR 761 Subpart O to confirm that PCBs in soil have been removed below the proposed cleanup goal of 25 mg/kg. This PCB concentration is acceptable (according to regulations) for low-occupancy areas with unrestricted use under the TSCA bulk-PCB remediation-waste cleanup requirements.
TBD	Investigation-derived wastes (decontamination water and wash water)	VOCs (USEPA SW-846 8260C) PCBs (USEPA SW-846 8082A) TCLP metals (USEPA SW-846 6010B/7470/7471A) RCRA ignitability (USEPA SW-846 1010A or 1030 or equivalent)	Provide chemical profile to determine liquid IDW transportation and disposal requirements.

CFR—*Code of Federal Regulations*
CS—confirmation sample
DR—Dump Road (for sample ID)
DRA—Dump Road Area
mg/kg—milligram(s) per kilogram
PCBs—polychlorinated biphenyls
RCRA—Resource Conservation and Recovery Act
SB—soil boring
TB —to be determined
TCLP—toxicity characteristic leaching procedure
TSCA—Toxic Substances Control Act
USEPA—United States Environmental Protection Agency

Table 5-2

Schedule for Test Pit DR-TP-A80 PCB-Cleanup Action
Dump Road Area
Lockheed Martin, Martin State Airport, Middle River, Maryland

Task	Start date	Expected duration
Cleanup plan approval	May 24, 2016	—
Utility clearance and permits	July 26, 2016	5 days
Mobilization	August 2, 2016	5 days
Soil removal, confirmatory soil sampling, site restoration, surveying	August 9, 2016	2 days
Demobilization	August 11, 2016	1 day

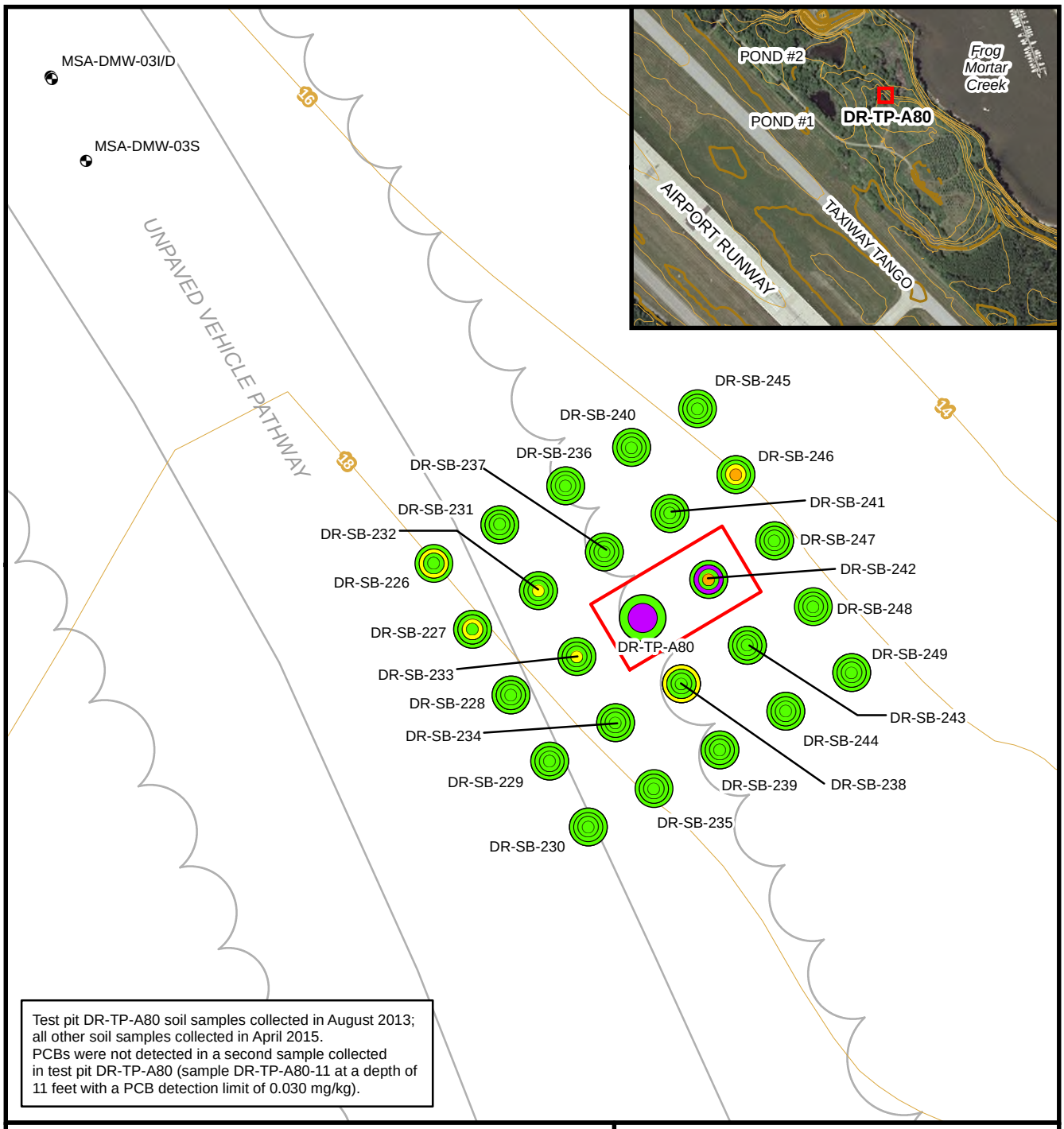

Test pit DR-TP-A80 soil samples collected in August 2013; all other soil samples collected in April 2015. PCBs were not detected in a second sample collected in test pit DR-TP-A80 (sample DR-TP-A80-11 at a depth of 11 feet with a PCB detection limit of 0.030 mg/kg).

LEGEND

PROPOSED SOIL EXCAVATION AREA

SOIL SAMPLE TOTAL PCB CONCENTRATIONS

- < 1 mg/kg
- ≥ 1 and < 10 mg/kg
- ≥ 10 and < 25 mg/kg
- ≥ 25 and < 50 mg/kg
- ≥ 50 mg/kg
- GROUNDWATER MONITORING WELL

SOIL SAMPLE DEPTHS

0 - 0.25 foot
2 - 2.25 feet
3 - 3.25 feet
4 - 4.25 feet
11 feet

TOPOGRAPHIC CONTOUR (10-FOOT INTERVAL)

TOPOGRAPHIC CONTOUR (2-FOOT INTERVAL)

FIGURE 5-1

PROPOSED SOIL EXCAVATION AREA FOR TEST PIT DR-TP-A80

Dump Road Area
Lockheed Martin, Martin State Airport
Middle River, Maryland

DATE MODIFIED: 07/15/15

CREATED BY: JEE

0 5 10 Feet

PCB - polychlorinated biphenyls
mg/kg - milligrams per kilogram

N

TETRA TECH

Map Document: (P:\GIS\Lockheed_MSA\MapDocs\MXD\dump_road_tp-a80_soil_excavation_jul2015.mxd)
07/15/15 -- JEE

Section 6
References

1. Tetra Tech, Inc. (Tetra Tech), 2012. "Appendix A—Technical Memorandum for the Dump Road Area, Source-Area Delineation" in *Dump Road Source-Areas Investigation Work Plan, Martin State Airport, 701 Wilson Point Road, Middle River, Maryland*. Report prepared by Tetra Tech, Inc., Germantown, Maryland for Lockheed Martin Corporation, Bethesda, Maryland. September.

2. Tetra Tech, Inc. (Tetra Tech), 2014. *Dump Road Area Characterization of Possible Source Areas Report, Martin State Airport, 701 Wilson Point Road, Middle River, Maryland*. Report prepared by Tetra Tech, Inc., Germantown, Maryland for Lockheed Martin, Bethesda, Maryland. October.

3. Tetra Tech, Inc. (Tetra Tech), 2015. *Dump Road Area PCB Investigation and Removal Work Plan, Martin State Airport, 701 Wilson Point Road, Middle River, Maryland*. Report prepared by Tetra Tech, Inc., Germantown, Maryland for Lockheed Martin, Bethesda, Maryland. June.

4. United States Environmental Protection Agency (USEPA), Region 3, 1993. *Region III Modifications to the Laboratory Data-Validation Functional Guidelines for Evaluating Inorganics Analyses*. April.

5. United States Environmental Protection Agency (USEPA), Region 3, 1994. *Region III Modifications to the National Functional Guidelines for Organic-Data Review.* September.

APPENDIX A—SOIL BORING PERMITS

Maryland Aviation Administration

BWI MARTIN STATE AIRPORT

Office of Design and Construction
Division of Documents and Permits

PRE-CONSTRUCTION CONFERENCE AGENDA

Permit Title: **MTN – Dump Road Area PCB Soil Investigation and Removal**

PERMIT #: **BP-15-004** DATE: April 14, 2015

1) Introduction/Sign In Sheet

Juhan Raidma	410-900-0054	jraidma@bwiairport.com
Jad Dagher	410-934-2643	jdagher@bwiairport.com

2) Issued/Required Permits

Burn Occupancy Crane Liquor License

3) Schedule

Work Hours Weekly Revisions/Updates Start and Completion Dates

4) Tenant Information Advisory (TIA)

Information to tenants announcing all planned service interruptions or activities in their areas that may affect/impact operations/services.

5) Airport Access Badging and Security

1. A Project Security Plan (PSP) specific to the work must be prepared by the Contractor.
2. The PSP must be signed and submitted for approval to the Office of Airport Security no later than 15 days prior to its implementation.

Security concerns, questions and submittals:
Nate Turman - MAA Division of Airport Security
410-859-7488 or via email at nturman@bwiairport.com.

Badging and Training:
Barbara R. Ray, Chief of Badging and Training
410-859-7488 or via email at bmay@bwiairport.com

Security, Badging and Training topics include but are not limited to the following:

Escorts Vehicle Permits Tool Control Equipment Staging
Project Security Plan (PSP) SIDA

- Security violations subject to fines up to $10,000 for each occurrence per man and/or company and loss of badge.

- Security escort services are provided by AKAL Security Inc. Contact Lisa McCall (410-859-7731).

6) BWI Fire and Rescue Division - Fire Prevention and Inspection Section

Contractor must contact Lorie Rowzie (410-859-7511) prior to start construction.

Fire extinguishers Burn Permits Required Submittals

Equipment, tool, vehicle and supply storage areas shall be reviewed and approved prior to use.

7) Staging, Refuse Containment and Disposal

- Coordinate dumpster or staging locations through Jad Dagher or Juhan Raidma, (info above).
- Dumpsters must be securely covered at all times.
- Dumpsters must be labeled with company name, contact information and permit number.
- Ramp must be protected from dumpster wheels by a wood separation.
- Dumpster area to be clean. Any surrounding debris must be picked up, regardless of its origin.
- Dumpster must be removed by scheduled completion date.
- Equipment, tools, or material found in locations other than designated staging areas is subject to immediate disposal by MAA.

8) Underground Utility Protection

Contractor's responsibility to locate, isolate and protect underground utilities prior to any excavations.

MAA Dig Authorization Concrete scan/x-ray

9) Electrical Installations

Contact Jad Dagher (Electrical Inspector) at 401-934-2643.

Installations and equipment shall meet NEC & MAA Design Standards.
Conduit shall be minimum ¾" (power) and 1" (data) throughout with either set screw or compression steel fittings.
Fixture flexible cable lengths are limited to maximum six (6) feet in length.
Revisions shall be acceptable per the MAA Design Standards.

10) Point of Contact (POC) and Emergency Information

The contractor must provide to the MAA in the event of after hour emergencies.

The BWI issued personal ID badge contains the following emergency contact numbers.

MEDICAL-RESCUE-FIRE EMERGENCIES
410-859-7222

Airport Police 410-859-7040
Airport Security 410-859-7124

Airport Operations 410-859-7018 or 7019

11) Safety

Contractor must submit a job specific safety plan to MAA Division of Documents and Permits (DDP) seven (7) days prior to construction.
The contractor maintains and controls the site safety plan and conditions.
MAA confined space entry permits are required prior to entry.
Personal Protective Equipment is mandated as appropriate.

12) Design Changes and As-Built Drawings

Red lined drawings shall be maintained throughout the work and presented to the MAA at the final walkthrough.
Design changes may need additional review through the MAA as requested.

Supplemental Requirements for Record/As-Built Drawings

The Record/As-Built drawings must incorporate all red lined layout with dimensions and note changes made since the issuance of the Permit for use as base drawings for future renovations. Within 70 days of the Final Inspection, Tenant must provide a set of Record/As-Built drawings to the Division of Documents and Permits. The Record/As-Built drawing submittal shall include a hardcopy (24x36), AutoCAD LT 2012 as well as PDF format drawings on CD. The CD must be clearly labeled with the company name, project title, permit number, and date of CD preparation. AutoCAD drawings to follow MAA Computer Aided Design (CAD) Standards.

13) MAA Pre-Final Inspection Submittals

Architectural Mechanical & Plumbing Water Proof Floor Flood Test Pipe Pressure tests
Red line Drawings (See Item 12) HVAC Balance Report As-Built Drawings (See Item 12)

Additional submittals may be required.

14) Hazardous Materials

Contact Mark Williams (Division of Environmental Compliance) at 410-859-7448.

Asbestos/Lead Paint Hazardous Materials & Waste Mold

All noise, dust, smoke and vapors shall be contained at all times. There shall be no installations of discomforting vapors or flammable sealants, adhesives or finishes without prior notification and scheduling made through the Field Inspector.

15) Erosion and Sediment Control, Wetlands, Streams, and 100-year Floodplain

Contact John Hurt (Environmental Planning) at 410-859-7384.

Sediment Control Permit (MDE) Storm Water Discharge Permit (N0I)
Wetlands, Stream & 100 Year Floodplain Permit (MDE)

Any project involving grading, excavating, or earth moving must implement appropriate sediment and erosion control measures. Any project resulting in more than a 5,000 square foot area of disturbance or 100 cubic yards of excavation must secure an Erosion and Sediment Control/Stormwater Management Permit thorough the Maryland Department of the Environment. Projects which impact streams, wetlands, the 25-foot wetland buffer (100-foot

buffer for "Wetlands of Special State Concern), and/or the 100-year flood plain are subject to approval through the Maryland Department of the Environment.

16) Stop Work Notification

The DDP inspector may issue a "STOP WORK ORDER" on projects in the event there are serious code violations or if work is being performed in a dangerous or unsafe manner. The Stop Work Order shall remain in effect until the cause(s) has been satisfactorily resolved.

Contractors/Subcontractors not listed on the Contractor Log shall not be allowed to execute work until the information required has been submitted and accepted by the Division of Documents and Permits.

17) General Contractor Responsibilities

The Permit-assigned General Contractor is responsible for all personnel performing any of the contracted work.

All contractors' and subcontractors' information shall be listed on the "LIST of CONTRACTORS and SUBCONTRACTORS" form. The form shall be updated and maintained throughout the work and submitted to the Field Inspector whenever revised.

18) Final Inspection Notification

Contractor shall contact Division of Documents and Permits forty-eight (48) hours prior to scheduled date.

Contact:

Syed Shariq	410-859-7506
Sam Albert	410-859-7796
Juhan Raidma	410-900-0054
Jad Dagher	410-934-2643

MARTIN STATE AIRPORT

Lawrence J. Hogan, Jr.
Governor

Boyd K. Rutherford
Lt. Governor

Pete K. Rahn
Acting Secretary

Paul J. Wiedefeld, A.A.E.
Executive Director/CEO

April 9th, 2015

Anthony Apanavage
Tetra Tech
20251 Century Blvd Suite 200

Germantown, MD 20874

SUBJECT: Building Permit # BP-15-004 Dump Road Area PCB Soil Investigation and Removal

Dear Anthony Apanavage:

Please find enclosed the approved Permit for the above referenced project. Permit approval is subject to compliance with provisions and stipulations contained in the Permits Information Guide contained within the Tenant Directive 007.01. The issuance or granting of this permit shall not be construed to be an approval of any violation of other Maryland Aviation Administration (MAA) or Code of Maryland (COMAR) regulations. MAA reserves the right to suspend or revoke the permit whenever it is deemed to be issued on the basis of incorrect, inaccurate or incomplete information provided by the applicant.

Please see the attached list of MAA departments and offices that need to be contacted prior to the start of work. Also, please refer to the Permits Information Guide to see if any other permit or authorization is required. The approved Permit, Permit Plan Set and Permit Comments shall be kept at the project location until the completion of the project. Approved Contractor shall maintain a Red Lined Set at project location at all times. Revisions to design shall be submitted to and approved by MAA Division of Document & Permits prior to construction. As-Built Drawings are to be received no later than 70 days from Final Inspection acceptance.

This permit shall become invalid unless the work on the site authorized by this permit is commenced within 180 days after issuance, or if the work is suspended or abandoned for a period of 180 days after the work is commenced. The issuance of this permit shall not relieve the applicant from his/her responsibility to ensure proper design and construction of this project.

Sincerely,

Syed Shariq R.A., Manager

Division of Documents & Permits

MARTIN STATE AIRPORT
701 Wilson Point Road – Box 1
Baltimore, Maryland 21220-4282
Telephone: 410-682-8800 • Fax: 410-682-8822 • TTY Users Call via MD Relay • www.martinstateairport.com

Building Permit No. BP-15-004 is ***approved as noted*** and subject to compliance with the applicable codes, MAA Design Standards and the follow comments:

1. Notify the Office of the Fire Marshal upon project completion.
2. By approving this permit, the MAA is not certifying that the proposed PCB remediation steps outlined in permit #BP-15-004 comply with state and federal environmental regulations. All steps to address identified PCB contaminated soil proposed by Lockheed Martin Corporation and associated Contractors must be approved by the appropriate regulator prior to implementation.

GENERAL COMMENTS

1. Applicable Codes & Regulations as per Tenant Directive 007.1 apply.
2. Display MAA Permit on site at all times
3. Secure all tools and equipment in public/sterile areas and ensure that all doors are locked when no one is present in the construction area. No tools are to be left unattended. Follow proper escort procedures in the SIDA.
4. All loose debris/trash, on or about AOA, shall be deposited in an acceptable, covered trash receptacle. No debris/trash shall be left about roof; spaces open to the AOA, conveyance, or near open trash receptacles at any time.
5. Firestop penetrations through fire rated assemblies and seal all unused/abandoned openings using appropriate UL-listed firestopping systems.
6. Sleeves:
   - Sleeves shall be installed for cable and raceway penetrations of concrete slabs, masonry and fire rated gypsum walls and other floor and wall assemblies.
   - Sleeves will be installed during erection of concrete and masonry walls.
   - Sleeves shall be installed in concrete slabs supported by pan decking to ensure full sealing of the uneven lower surface around the pan.
   - New concrete slabs are acceptable to be poured with the concrete surrounding the new conduit without the use of sleeves.
7. Provide support to structural member for any mechanical, electrical or other building elements not scheduled for removal but attached to items being demolished.
8. Core drilling, concrete floor cutting or other removal methods (on-grade, elevated, and post tensioned) shall be preceded by NDT to show that no embedded conduits or structural reinforcing will be disturbed in the proposed locations. The MAA Design Standard DST 2007-01 Core Drilling of Concrete Floors shall be used as reference.

9. Electrical:
   - Electrical, communication, security or fire safety wiring/systems shall not be interrupted without notification and coordination with authority having jurisdiction and written approval by said authority.
   - MC/FMC ¾ inch minimum size, 6 foot maximum length; except as allowed to fish existing walls per MAA Design Standards. Cont'
   - Raceway size shall be ¾" minimum.
   - All conduit fittings shall be steel.
   - All wire/cable shall be plenum rated.
   - Only brushed stainless steel device covers allowed.
   - Exothermic weld required for electrical grounding to building steel per MAA-DST.
   - Install expansion joints at points required.
10. Mechanical/Plumbing:
    - Roof mounted equipment issues:
      -Gas pipe exposure on the roof shall be minimized.
      -Roof mounted equipment condensate drains shall be routed to the nearest roof drain.
      -Condensate drains shall not rest directly on the roof.
      -Existing roof warranties shall be maintained.
    - High pressure stainless steel couplings shall be used on all sanitary waste and vent piping.
11. Hot Work & Welding:

- Open flame welding and cutting shall not be allowed without burning permit as issued.
- During flame welding and flame/mechanical cutting operations install protective weld screens and non-flammable fire protection blankets.

12. **Office of Airport Security (OAS)** Requirements during Construction for MAA and Tenants' Contractors and all Subcontractors:

    - Submit a Project Security Plan (PSP) for all work performed within the Airport's Restricted areas, i.e., in the terminal, within the Security Perimeter fence line, in a cargo building that serves as part of the fence line, within 300 feet of the terminal and within 10 feet of the fence line (both sides). This must be submitted and approved by the Office of Airport Security 10 business days prior to the commencement of work. A template can be provided once the permit/contract is approved and/or awarded.
    - Submit a Sensitive Security Information (SSI) Management Plan for all work that involves any of the Airport's access control systems and/or camera systems. This must be submitted and approved by the Office of Airport Security 10 business days prior to the commencement of work. A template can be provided once the permit/contract is approved and/or awarded.
    - NOTE: Any projects performed at the Kauffman Building will require a PSP and a SSI Management Plan.
    - Personnel requiring access to any restricted area work site must complete a fingerprint based Criminal History Record Check (CHRC), a Security Threat Assessment (STA) and be trained and tested prior to obtaining the appropriate BWI Marshall issued ID badge. Individuals who will not be able to successfully complete a CHRC and/or STA are not permitted to work in the restricted areas of the airport property. Individuals are not permitted to be under escort to access restricted areas of the airport if they cannot successfully pass the background process.
    - Personnel with Escort (E) authority will maintain all escorted non-badged personnel and/or vehicles within sight and reasonable speaking distance at all times and must maintain positive control of the individual(s) being escorted to, from and at the work site. One badge holder with Escort authority may escort no more than five (5) non-badged personnel. **Escorts shall have no other responsibilities while performing escort duty.**
    - Obtain appropriate BWI Marshall Airfield Registration stickers and inspection for all essential vehicles/equipment requiring access to restricted area work sites. Vehicles/equipment without an authorized/current BWI Marshall Airfield Registration sticker(s) will not be left unattended at anytime and must remain under continuous escort.
    - Display MAA Permit on site at all times Secure all tools and equipment in public/sterile areas and ensure that all doors are locked when no one is present in the construction area. No tools are to be left unattended.

MARYLAND DEPARTMENT OF TRANSPORTATION
MARYLAND AVIATION ADMINISTRATION

CONSTRUCTION PERMIT

X	**Building Permit**
	Installation Permit
	Single Trade Permit
	Demolition Permit

Permit Information

Project Name: Dump Road Area PCB Soil Investigation and Removal	Airport:		BWI
		X	MTN
Project Location: - MTN-	Tenant Space No.		
Permit Issued to: LMC c/o Tetra Tech	Tel.:		
	E-mail: tony.apanavage@tetratech.com		
Contact Person: **Anthony Apanavage**	Tel.: 301-528-3021		
	E-mail:		
Mailing Address: 20251 Century Blvd Suite 200 Germantown Md., 20874	Emergency Tel. Number: **301-233-8230**		

Contractor/ Installer

Construction Company/Organization: Elite Environmental and Petroleum Services	MD Const. License No: 02818926
	Expiration: April 30th, 2015
Address: 2307 Riverside Dr Essex Md., 21221	Tel.: 877-202-4448
	E-mail: ktrent@eliteeps.com
Contact Person: **Ken Trent / Larry Macher**	Emergency Tel. Number: **443-324-1103**
	E-mail: lmacher@eliteeps.com

Additional Permits/Authorizations Required Prior to Start of Work

Airport Zoning Permit	X	**Hot Work/Welding Permit/ Hydrant Use Permit**	
Contact MAA Fac. Planning: 410-859-7793		Contact BWI Fire & Rescue: 410-859-7511	
Utility Modification/Digging Authorization	X	**Department of Health Approval**	
Contact MAA Inspections: 410-859-7796		*Contact AA County DOH: 410-222-7238*	
Confined Space Entry Permit		**Liquor License**	
Contact MAA Inspections: 410-859-7796		*Contact AA County Liquor Board: 410-222-1148*	
State Highway Admin. Access Permit		**MAA Tenant Advisory**	
Contact State Highway Administration		*Contact MAA Operations: 410-859-7974*	

Call MAA Division of Permits to schedule a Preconstruction Meeting Before Start of Work

Approval	Permit No. BP-15-004
Syed Shariq, R.A. Manager, Division of Documents & Permits	Date Issued: April 9, 2015

THIS PERMIT IS ISSUED BY MARYLAND AVIATION ADMINISTRATION AS AUTHORIZATION TO PERFORM APPROVED CONSTRUCTION ACTIVITIES AS DESCRIBED AND SHOWN ON APPROVED PERMIT PLANS AND SPECIFICATIONS

Post in a Conspicuous Place at Job Site

MAA 180-R 6 /10

MARYLAND DEPARTMENT OF TRANSPORTATION
MARYLAND AVIATION ADMINISTRATION

Division of Documents & Permits
P. O. Box 8766, BWI Airport
Maryland 21240-0766
Tel. 410-859-7796
Fax: 410-859-5440

APPLICATION FOR BUILDING PERMIT

GENERAL INFORMATION (To be completed by the applicant, please print)	
Project Name: Dump Road Area PCB Soil Investigation and Removal	Airport: ☐ BWI ☒ MTN
Project Location (Bldg./Terminal, Level, Holdroom, Room No. etc.): Dump Road Area	Tenant Space No.:
Name of Tenant: Lockheed Martin Corporation	Tel.: 301-528-3021 E-mail:
Applicant/Contact Person: Tony Apanavage for LMC Representing: Lockheed Martin Corporation C/O Tetra Tech, Inc. Mailing Address: 20251 Century Boulevard, Suite 200, Germantown, MD 20874-7441	Tel.: 301-528-3021 Cell No.: 301-233-8230 Fax: 301-528-3000 E-mail: Tony.Apanavage@tetratech.com
Brief Description of Project: Drilling and sampling of 24 soil borings in and around previous test pit in Dump Road Area followed by localized soil excavation of PCB contaminated soils.	**Check Appropriate Box:** MAA ☐ Funding Source: Existing Tenant ☐ New Tenant ☒
Estimated Cost of Construction (**Required**): $100,000	
Name of Architect/Engineer: Tetra Tech, Inc. Address: 20251 Century Boulevard, Suite 200, Germantown, MD 20874-7441 Name of Contact: Tony Apanavage	Tel.: 301-528-3021 Fax: 301-528-3000 E-mail: Tony.Apanavage@tetratech.com
Name of Contractor: Ground Zero Name of Contact: Gene Burke	Tel.: 703-399-0020 Cell/Emergency No: 703-399-0020 E-mail: gzoperations@verizon.net
Maryland Contractor's License Number: WR0039 * Attach Photocopy of Current MD Contractors License and Insurance Certificate.	Expiration Date: 6/1/2015

RECEIVED
FEB 16 2015
DIVISION OF DOCUMENTS & PERMITS

Check Appropriate Box:

	Yes	No		Yes	No
Will a crane be used during construction?	☒	☐	Will the work be done in a "Confined Space"?	☐	☒
Will the work involve "Hot Work/Welding"?	☐	☒	Will the work involve Trenching and Excavation?	☒	☐
Will rooftop equipment be provided?	☐	☒			

If the answer to any of these questions is Yes, additional permits or authorizations may be required. (See Permit Information & Guidelines for definitions and list of supplementary permits).

Applicant's Signature: [signature] on behalf of Lockheed Martin Date: 2/15/15

FOR OFFICE USE ONLY

	Yes	No		Yes	No
Complete Application Form	☑	☐	Safety Plan	☐	☑
Insurance Certification	☐	☑	Commercial Management Authorization	☐	☑
Copy of Contractor's License	☐	☑	Check List	☐	☑
Dwgs. Stamped by Licensed Architect/Engineer	☐	☑	CD	☐	☑

Permit Coordinator: Sam Albert	Date: 2/16/2015
Date Received:	BP Number: BP-15-004
Date of Meeting:	
Date of Release:	

Dump Road Area

PCB Soil Investigation and Removal Scope of Work

This project includes a soil boring excavation to delineate PCBs in soil and to conduct a localized soil excavation of contaminated soils that will be delineated through the soil boring excavation.

Introduction

On behalf of Lockheed Martin Corporation (Lockheed Martin), Tetra Tech, Inc. (Tetra Tech) has prepared the following work plan describing field methods to be used to delineate and remove polychlorinated biphenyls (PCBs) in soil at the Dump Road Area (DRA) of Martin State Airport (MSA) in Middle River, Maryland. The objectives of this work are to investigate, delineate, and remove polychlorinated biphenyls in soil discovered in a test-pit excavated during the 2013 Martin State Airport source area investigation. Based on low polychlorinated biphenyl concentrations in soil at other Dump Road Area sampling locations, this investigation will focus on the immediate vicinity of historical sample location DR-TP--A80-03 (total soil polychlorinated biphenyl concentration of 4,100 milligrams per kilogram [mg/kg]), with the objective of accurately defining the horizontal and vertical limits for soil removal and offsite disposal; minimizing the volume of soil for offsite disposal; and completing analytical characterization required by the selected disposal facility. Test pit TP-A80 is located on the northeast section of the Dump Road Area between Pond 1 and the shoreline of Frog Mortar Creek. Polychlorinated biphenyls have not been detected in soil at concentrations above 50 mg/kg at any other location in the Dump Road Area, with polychlorinated biphenyls not being detected in the majority of the samples submitted for laboratory analyses.

Purpose and Rationale

The primary objective of this work is to investigate, delineate, and remove PCBs in soil and debris discovered during the 2013 MSA source area test-pit excavation TP-A80. Based on the absence or low concentrations of PCBs at other DRA sampling locations, this investigation is focused on the immediate vicinity of historical test pit sample location DR-TP-A80-03, with the objectives of (1) accurately defining the horizontal and vertical limits of a proposed soil excavation to remove PCBs

in shallow soil; (2) minimizing the volume of soil for offsite disposal; and (3) completing analytical characterization required by the selected disposal facility. Soil and wastes encountered during the sampling program with PCB concentrations in excess of 25 milligrams per kilogram (mg/kg) (the PCB standard for low occupancy areas with unrestricted use as defined under the Toxic Substances Control Act [TSCA], Code of Federal Regulations [CFR] Title 40, Part 761) will be excavated and disposed of at a Lockheed Martin-approved offsite treatment, storage, and disposal facility licensed to accept TSCA wastes.

The characterization, cleanup, and disposal notification will follow the requirements of the *Self-Implementing Section* cleanup and disposal of PCB remediation waste requirements under United States Environmental Protection Agency (USEPA) 40 CFR 761.61 (see Appendix A). Notification and reporting schedules will be in compliance with the USEPA and Maryland Department of the Environment (MDE) requirements. Site background information will include historical soil sampling results to demonstrate to regulatory agencies that PCBs were sufficiently characterized across the DRA and to demonstrate that the elevated PCB concentration at TP-A80 is an isolated occurrence.

Field Procedures

Field activities under this task include: mobilization/demobilization; pre-excavation soil/waste profile sampling; *in situ* DPT soil sampling; excavation of soils; soil disposal; post-characterization confirmatory sampling; excavation backfilling; and IDW management. Health and safety requirements and procedures will be in accordance with the project-approved site-specific health and safety plan (HASP).

Tetra Tech will conduct an *in situ* soil sampling investigation to delineate the area for PCBs around previous test pit sample DR-TP-A80-03. The purpose of this subsurface investigation is to delineate the horizontal and vertical extent of PCBs in soil that will be subsequently excavated and removed from the site. A total of 72 soil samples will be collected in a grid pattern using 5-foot spacing surrounding previous sample location DR-TP-A80-03 from 24 borings (SB-226 through SB-249) at three depth intervals (2, 3 and 4 feet) or based on visual observation of waste material (Figure 3-1). Additional borings and samples may be added during the field investigation based on

the subsurface conditions to adequately delineate the PCBs. Soil samples will be analyzed for PCBs by an offsite laboratory (TestAmerica, Inc.).

The soil borings will be advanced using a mobile all-terrain vehicle DPT drill rig by a Maryland--licensed driller. One DPT macrocore down to 4 feet below grade will be collected for lithologic description and field screening. Soils will be described on a lithologic log prepared by a qualified and experienced geologist. The soil samples will be screened with a photoionization detector (PID) using a consistent headspace screening methodology (i.e., foil sealed jar or zip-top bag technique). The field geologist will document pertinent information including the water table depth if encountered, and visual evidence of possible contamination such as waste material present, staining, discolorations, and odors. Soil boring locations will be located using global positioning system (GPS).

Because the soil borings are expected to be completed above the water table, the boreholes will be backfilled with the unused soil from the core and granular bentonite if needed to fill the borehole up to the ground surface. The push rods and stainless steel samplers will be decontaminated between boring locations to prevent cross contamination of soil samples.

Excavation and Soil Removal

Following the soil sampling program, Tetra Tech will identify the area to be excavated, and will proceed with submitting written notifications to USEPA, MDE, and BCDEPS that will include information required under 40 CFR 761.61 (a)(3)(i). Upon approval from these agencies, soils will be excavated with PCB concentrations greater than the proposed cleanup goal (25 mg/kg) by Tetra Tech's excavation subcontractor (Elite Environmental and Petroleum Services of Essex, Maryland [EEPS]). A rubber-tired or track-mounted backhoe will be used to excavate the soils. PCB-containing materials (including soils and associated debris such as rocks, wood, concrete, glass, ash, etc.) will be transported by a Lockheed Martin-approved hazardous waste hauler for disposal offsite at a Lockheed Martin-approved disposal facility licensed to accept TSCA wastes (Chemical Waste Management; Model City, New York or EQ; Wayne Michigan). The volume of PCB remediation waste to be removed is estimated to be 10 cy (approximately 16 tons). It is estimated that this amount of soil can be removed from the site in one standard dump truck load. Excavated soil is expected to be transported from the site the day of the excavation because of the limited

amount of soil to be excavated, and obtaining acceptance approval from the disposal facility prior to excavating. The waste profile analyses for disposal will be as required by Chemical Waste Management or EQ.

Site management and excavation oversight will be provided by Tetra Tech. Excavation procedures are provided in the site-specific HASP. The soil excavation will be completed using a combination of a small bucket excavator and hand-digging. Due to the estimated shallow depth of the excavation, it is not anticipated that shoring of the excavation will be required. Excavation activities will be photo-documented. It is assumed that no engineering controls will be required including, but not limited to, silt fencing, shoring, sheeting, and steel plates. It is also assumed that no dewatering will be required during the excavation activities.

During excavation, soils will be described and logged by a qualified and experienced geologist and screened for the presence of volatile organic compounds (VOCs) using a portable PID and a consistent headspace screening methodology (e.g., foil sealed jar or zip-top bag technique). Waste materials (if any), soil type, and anthropogenic material encountered in the excavation will be documented in a field log and photographed. A GPS unit capable of sub-meter accuracy will be used to establish the coordinates at each end of the excavation.

If potential unexploded ordnance (UXO), underground storage tanks, elevated VOCs, or any other anomalies or expected unsafe conditions arise, digging will be suspended and the area will be evacuated per the HASP. In accordance with the HASP, site and project contact personnel will be immediately notified of the work stoppage and site conditions; the project team will then determine the path forward.

Additional Notes

Access to the area of this investigation will be through the MDANG gate on Lynebrook Road. Tetra Tech will coordinate all field activities with MSA, MAA and MDANG. The area of this investigation is outside the fence line in the Dump Road Area of MSA and not near the taxiway or runway, therefore, any work associated with this investigation will not affect any airport operations. Based on the location of this work, only minor brush clearing may be necessary. Due to the localized nature of this investigation around a previous test pit, very minimal surface

disturbance is expected. Drilling will be conducted with a small mobile ATV remote control drill rig with a footprint no larger than a small tractor. Excavation will be conducted by a small backhoe. A dump truck will be used to haul contaminated soils which will remain on established gravel roads in the Dump Road area of MSA. Disturbed areas will be backfilled with clean dirt fill flush with the current ground surface.

Table 3-1

Soil Sampling and Chemical Analyses Summary and Rationale
Dump Road Area PCB Soil Investigation and Removal—2014
Lockheed Martin, Martin State Airport, Middle River, Maryland
Page 1 of 2

Sample ID	Sample location	Analysis (method)	Rationale/purpose
Pre-excavation soil waste profile sample	One composite soil from excavation area	PCBs (USEPA SW-846 8082A) TCLP VOCs, TCLP SVOCs, TCLP metals, TCLP herbicides/pesticides (USEPA SW-846 1311 [leaching procedure], 8260C, 8270D, 6010B/7470/7471A, 8081A, 8151A)	Provide soil/waste chemical profile for determining soil/waste transportation and disposal requirements.
DR-SB-226 through DR-SB-249	Soil borings in grid pattern around former test pit TP-A80	PCBs (USEPA SW-846 8082A)	Soil samples will be collected from the immediate vicinity of test pit TP-A80 to delineate PCBs in soil in excess of the proposed soil cleanup goal of 25 mg/kg. Test pit TP-A80 is located on the northeast section of the DRA between Pond 1 and the shoreline of Frog Mortar Creek. PCBs in soil have not been detected at a concentration above 50 mg/kg at any other location in the DRA. PCBs were not detected or were detected at low concentrations in the majority of previous DRA soil samples.
DR-CS-1 through DR-CS-5	Confirmatory soil samples from excavation sidewalls and floor following removal of soil containing PCBs in excess of 25 mg/kg	PCBs (USEPA SW-846 8082A)	Soil samples will be collected from the excavation bottom and sidewalls to confirm PCBs in soil have been removed below the proposed cleanup goal of 25 mg/kg, which is acceptable for low occupancy areas with unrestricted use under the TSCA bulk PCB remediation waste cleanup requirements (see Appendix B of this work plan)

Table 3-1

Soil Sampling and Chemical Analyses Summary and Rationale
Dump Road Area PCB Soil Investigation and Removal—2014
Lockheed Martin, Martin State Airport, Middle River, Maryland
Page 2 of 2

Sample ID	Sample location	Analysis (method)	Rationale/purpose
TBD	Investigative-derived wastes (decontamination water and wash water)	VOCs (USEPA SW-846 8260C) PCBs (USEPA SW-846 8082A) TCLP metals (USEPA SW-846 6010B/7470/7471A) RCRA ignitability (USEPA SW-846 1010A or 1030 or equivalent)	Provide soil/waste chemical profile for determining soil/waste transportation and disposal requirements.

CS confirmatory sample
DR Dump Road (for sample ID)
DRA Dump Road Area
mg/kg milligrams per kilogram
PCBs polychlorinated biphenyls
RCRA Resource Conservation Recovery Act
SB soil boring
TBD to be determined
TCLP toxicity characteristic leaching procedure
TSCA Toxic Substances Control Act
USEPA United States Environmental Protection Agen

APPENDIX B—SOIL BORING LOGS

Tetra Tech

BORING LOG

PROJECT NAME: MSA DRA PCB
PROJECT NUMBER: 117-1607482
DRILLING COMPANY: GZ
DRILLING RIG:

BORING No.: DR-SB-226
DATE: 4/22/15
GEOLOGIST: Mills
DRILLER: Sorto

Sample No. and Type or RQD	Depth (Ft.) or Run No.	Blows / 6" or RQD (%)	Sample Recovery / Sample Length	Lithology Change (Depth/Ft.) or Screened Interval	MATERIAL DESCRIPTION: Soil Density/ Consistency or Rock Hardness	Color	Material Classification	USCS *	Remarks	PID/FID Reading (ppm): Sample	Sampler BZ	Borehole**	Driller BZ**
				0-2	brown dry sandy fine, coarse, loose, moist				0-3	0.0		1115	
									24-27	0.0		1116	
				2-8	coarse gravelly fill w/S, moist, loose, tan				36-39	0.0		1117	
									48-51	0.0		1118	
				8-1'	black gravel, coal, moist, metal pieces + glass								
				1'-1'4"	light orange wood pieces								
				1'4"-1'8"	Clayey Sand to Sand, med gravel, w/S, dark tan, moist								
				1'8"-2'4"	Sandy Clay, tan to red, stiff, w/sh. moist, red								
				2'4"-3'6"	black gravel, coarse, light blue gravel, moist, loose, wood pieces								
				3'6"-4'2"	Sandy Clay, dark brown, moist, high plast, fine sand								

* When rock coring, enter rock brokeness.

** Include monitor reading in 6 foot intervals @ borehole. Increase reading frequency if elevated reponse read.

Remarks:

Drilling Area Background (ppm): 0.0

Converted to Well: Yes _____ No _____ Well I.D. #: _____

Tetra Tech

BORING LOG

PROJECT NAME: MSA BCB
PROJECT NUMBER: 117-10548
DRILLING COMPANY: LZ
DRILLING RIG:

BORING No.: OU-SB-227
DATE: 4/22/15
GEOLOGIST: Mullis
DRILLER: Sonco

Sample No. and Type or RQD	Depth (Ft.) or Run No.	Blows / 6" or RQD (%)	Sample Recovery / Sample Length	Lithology Change (Depth/Ft.) or Screened Interval	MATERIAL DESCRIPTION: Soil Density/ Consistency or Rock Hardness	Color	Material Classification	USCS *	Remarks	PID/FID Reading (ppm): Sample	Sampler BZ	Borehole**	Driller BZ**
				0-4	Sandy clay,		a low plast, red, med sand,		0-3	0.0		1106	
					moist				24-27	0.0		1107	
				4-10	Clay, red, black streaks, stiff, w/ sl. moist				36-39	0.0		1108	
									48-51	0.0		1109	
				10-14"	gravel + trash + glass, coarse								
				14"-	Sandy clay, fine to med sand, orange/brown,								
				2'8"	w/ sl. moist, crumbles								
				2'8"-	trash/black gravel, light blue sand,								
				2'11"	loose, sl. moist, coarse								
				2'11"-	Sandy clay, fine to med, high plast,								
				4½"	sl. moist, light brown								

* When rock coring, enter rock brokeness.

** Include monitor reading in 6 foot intervals @ borehole. Increase reading frequency if elevated reponse read.

Remarks:

Drilling Area Background (ppm): 0.0

Converted to Well: Yes _____ No _____ Well I.D. #: _____

Tetra Tech

BORING LOG

PROJECT NAME: MGP DRA PLC
PROJECT NUMBER: 112IC03462
DRILLING COMPANY: GZ
DRILLING RIG:

BORING No.: DR-SC-228
DATE: 4/21/15
GEOLOGIST: MILLER
DRILLER: SANTO

Sample No. and Type or RQD	Depth (Ft.) or Run No.	Blows / 6" or RQD (%)	Sample Recovery / Sample Length	Lithology Change (Depth/Ft.) or Screened Interval	MATERIAL DESCRIPTION: Soil Density/ Consistency or Rock Hardness	Color	Material Classification	USCS *	Remarks	PID/FID Reading (ppm): Sample	Sampler BZ	Borehole**	Driller BZ**
				0-8"	Silty clay,	gray,	dry, soft, low moist		0-3	0.0	1443		
				8"-8"	" "	white to light gray			24-27	0.0	1444		
									36-39	0.0	1445		
				8"-1'4"	Clay,	red,	stiff, v. sl. moist,		48-51	0.0	1446		
					white	mottles							
				1'4"-1'7"	Black	wood pieces/misc.,							
				1'7"-	sandy	clay, fine sand, red to dark brown,							
				2'4"	moist, low plast, mud sand 2'22"-2'4" tan								
				2'4"-	clay, same as 8"-1'4"								
				2'10"									
				2'10-	Black	wood pieces							
				2'11"									
				2'11"	Sandy	clay to clayey silt, sl. moist,							
				4'20"	fine to med fine, dark red to								
					tan, low plast								

* When rock coring, enter rock brokeness.

** Include monitor reading in 6 foot intervals @ borehole. Increase reading frequency if elevated reponse read.

Remarks:

Drilling Area Background (ppm): 0.0

Converted to Well: Yes _____ No _____ Well I.D. #: _____

Tetra Tech

BORING LOG

PROJECT NAME: MSA OAA PCB
PROJECT NUMBER: 117TC05482
DRILLING COMPANY: UZ
DRILLING RIG:

BORING No.: DR-50-229
DATE: 9/21/15
GEOLOGIST: Mullis
DRILLER: Santa

Sample No. and Type or RQD	Depth (Ft.) or Run No.	Blows / 6" or RQD (%)	Sample Recovery / Sample Length	Lithology Change (Depth/Ft.) or Screened Interval	MATERIAL DESCRIPTION: Soil Density/ Consistency or Rock Hardness	Color	Material Classification	USCS *	Remarks	PID/FID Reading (ppm): Sample	Sampler BZ	Borehole**	Driller BZ**
				0-4"	Clayey silt,	dark brown,	dry, moist, soft		0-3	0.0		1.06	
				4"-5"	white	gravel,	pebbles, sand, loose,		24-27	0.0		1.07	
									36-39	0.0		1.08	
				5"-1'5"	Sandy	clay,	med plast, sl. moist,		48-51	0.0		1.09	
					brown,	fine sand							
				1'5"-	Clay,	gray,	stiff, red mottles						
				1'8"									
				1'8"-	Sandy	clay,	dark red w/ black/						
				2'7"	dark	gray/gray	mottling, v. sl. moist,						
					v. low	plast,	fine sand, w/ asphalt @ 27" (or mineral coal)						
				2'7"-	Sandy	clay,	high plast, dark red,						
				4'2"	fine	sand,	sl. moist to moist						
					brown/orange	from	38"-4'2"						

* When rock coring, enter rock brokeness.

** Include monitor reading in 6 foot intervals @ borehole. Increase reading frequency if elevated reponse read.

Remarks:

Drilling Area Background (ppm): 0.0

Converted to Well: Yes _____ No _____ Well I.D. #: _____

Tetra Tech

BORING LOG

PROJECT NAME: MSA DRA PCBS
PROJECT NUMBER: 112IC05482
DRILLING COMPANY: GZ
DRILLING RIG:

BORING No.: DR-SB-230
DATE: 4/21/15
GEOLOGIST: JAM
DRILLER: Scito

Sample No. and Type or RQD	Depth (Ft.) or Run No.	Blows / 6" or RQD (%)	Sample Recovery / Sample Length	Lithology Change (Depth/Ft.) or Screened Interval	MATERIAL DESCRIPTION: Soil Density/ Consistency or Rock Hardness	Color	Material Classification	USCS *	Remarks	PID/FID Reading (ppm): Sample	Sampler BZ	Borehole**	Driller BZ**
				0-1'	Silty	Sandy	clay, moist, med plast, dark brown, mottled		PID				
									f. Sand 0-3"	0.0		0932	
				1-1'4"	coarse	gravel, quartz, pebble sized, white							
									24-27"	0.0		0933	
				1'4"-1'11"	~~silty sandy~~	clayey Sand, fine sand well sorted light brown,							
							moist		36-39"	0.0		0934	
				1'11"-2'3"	clayey	silty, dark brown, moist, v. low plast							
									48-51"	0.0		0935	
				2'3"-2'8"	coarse	gravel, white, sl. mo. st							
				2'8"-3'6"	Silty	Sandy	clay, v. fine sand, red/brown,						
					v. sl.	moist, v. low plast							
				3'6"-4'2"	Silty	Sand, v. fine, sl. moist, dark brown,							
					some	pebbles							

* When rock coring, enter rock brokeness.

** Include monitor reading in 6 foot intervals @ borehole. Increase reading frequency if elevated reponse read.

Remarks:

Drilling Area Background (ppm): 0.0

Converted to Well: Yes _____ No _____ Well I.D. #: _____

Tetra Tech

BORING LOG

PROJECT NAME: MGA PLB
PROJECT NUMBER: 112Z05482
DRILLING COMPANY: GZ
DRILLING RIG:

BORING No.: DR-SB — 231
DATE: 4/21/15 and 4/22/15
GEOLOGIST: McLess
DRILLER: Sorto

Sample No. and Type or RQD	Depth (Ft.) or Run No.	Blows / 6" or RQD (%)	Sample Recovery / Sample Length	Lithology Change (Depth/Ft.) or Screened Interval	MATERIAL DESCRIPTION: Soil Density/ Consistency or Rock Hardness	Color	Material Classification	USCS *	Remarks	PID/FID Reading (ppm): Sample	Sampler BZ	Borehole**	Driller BZ**
				0-10"	Clayey	Silt,	Soft, cm, dark gray/brown,		0-3	0.0		1645	
					moist				19-22	0.0		1646	
				10"-1'7"	Sandy	Clay,	red, high plast, moist,		24-27	0.0		1647	
					fine	sand,	dark mottles		36-39	0.0		1648	
				1'7"	trash,	Carbon Fiber:	black		48-51	0.0			
				2'2"			(19-22)						
									* 19-22 not sent to lab				
				2'2"-	Sandy	Clay,	same as 10"-1'7"						
				2'7"									
				2'7"	white	quartz	sand, med grained,		48-51 taken	4/22/15			
				2'8"	well	sorted,	loose, moist		C0945				
				2'8"-									
				3'5"	Sandy	Clay,	stiff but crumbly,						
					dark	red/brown,	sl. moist, fine sand						
				3'5"	"	"	but orange/red						
				-	~~[illegible]~~								
				4'2"									

* When rock coring, enter rock brokeness.

** Include monitor reading in 6 foot intervals @ borehole. Increase reading frequency if elevated reponse read.

Remarks:

Drilling Area Background (ppm): 0.0

Converted to Well: Yes _____ No _____ Well I.D. #: _____

Tetra Tech

BORING LOG

PROJECT NAME: MSD PCB 1
PROJECT NUMBER: 112IC05482
DRILLING COMPANY: GZ
DRILLING RIG:

BORING No.: DM-SB-232
DATE: 4/21/15 and 4/22/15
GEOLOGIST: MULLIS
DRILLER: SORTO

Sample No. and Type or RQD	Depth (Ft.) or Run No.	Blows / 6" or RQD (%)	Sample Recovery / Sample Length	Lithology Change (Depth/Ft.) or Screened Interval	MATERIAL DESCRIPTION: Soil Density/ Consistency or Rock Hardness	Color	Material Classification	USCS *	Remarks	PID/FID Reading (ppm): Sample	Sampler BZ	Borehole**	Driller BZ**
				0-4"	Silty clay, OM, high plast, moist,				0-3	0.0	1630		
					dark gray				A 6-9	0.0	1631		
				4"-6"	fine Sand, dark brown, WS, moist,				24-27	0.0	1632		
					loose				36-39	0.0	1633		
				6"-10"	black wood + light + blue sand fill				48-51	0.0	0940	on 4/22	
									6-9 not Sat to 1.6				
				10"-	Clay, red, stiff, v. sl. moist,								
				2'2"	glass, black + tan mottles								
				2'2"-	Sand w/ some clay, fine to med,								
				3'6"	tan to red, loose, to v. sl. plast,								
					sl. moist, some pebbles @ 3'3"								
				3'6	~~no [illegible]~~								
				4'3"	Sandy Clay, fine Sand, sl. moist,								
					dark brown, high plast								

* When rock coring, enter rock brokeness.

** Include monitor reading in 6 foot intervals @ borehole. Increase reading frequency if elevated reponse read.

Remarks:

Drilling Area Background (ppm):

Converted to Well: Yes ____ No ____ Well I.D. #:

Tetra Tech

BORING LOG

PROJECT NAME: MGA OAA PCB
PROJECT NUMBER: 112IC03482
DRILLING COMPANY: GZ
DRILLING RIG:

BORING No.: OA-SB-233
DATE: 4/21/15
GEOLOGIST: Mills
DRILLER: Sonto

Sample No. and Type or RQD	Depth (Ft.) or Run No.	Blows / 6" or RQD (%)	Sample Recovery / Sample Length	Lithology Change (Depth/Ft.) or Screened Interval	MATERIAL DESCRIPTION: Soil Density/ Consistency or Rock Hardness	Color	Material Classification	USCS *	Remarks	PID/FID Reading (ppm): Sample	Sampler BZ	Borehole**	Driller BZ**
				0-10"	Clayey silt, org, soft, dark brown, moist				0-3	0.0		1/27	
									24-27	0.0		1/27	
				10"-1'9	clay w/ some sand, ~~[illegible]~~ sl. moist, sand fine				36-39	0.0		1/28	
					high plast, red w/ brown, orange, dk. gray mottles				48-51	0.0		1/28	
				1'9"-2'									
				2'-2'4"	Sandy fill w/ glass pieces, slags, dark red, sl. moist								
				2'4"-2'8"	gravel, pebble sand, loose, white								
				~~[illegible]~~	Clayey sand w/ low plast, sl. moist, dark red, med to fine								
				~~[illegible]~~									
				2'8"-3'11"	gravel fill, pebble sand, white, loose								
				3'11"-4'2"	Clayey sand, med grained, Orange/Brown, v. low. plast, v. sl. moist								
							3'3" light blue coloration						

* When rock coring, enter rock brokeness.

** Include monitor reading in 6 foot intervals @ borehole. Increase reading frequency if elevated reponse read.

Remarks:

Drilling Area Background (ppm): 0.0

Converted to Well: Yes _____ No _____ Well I.D. #: _____

Tetra Tech

BORING LOG

PROJECT NAME: MKA ORA PCB
PROJECT NUMBER: 112E05482
DRILLING COMPANY: GZ
DRILLING RIG:

BORING No.: DR-SB-234
DATE: 4/21/15
GEOLOGIST: MULLIS
DRILLER: SONTO

Sample No. and Type or RQD	Depth (Ft.) or Run No.	Blows / 6" or RQD (%)	Sample Recovery / Sample Length	Lithology Change (Depth/Ft.) or Screened Interval	MATERIAL DESCRIPTION: Soil Density/ Consistency or Rock Hardness	Color	Material Classification	USCS *	Remarks	PID/FID Reading (ppm): Sample	Sampler BZ	Borehole**	Driller BZ**
				0-4"	Sandy	SA,	soft, dark brown/gray, moist		0-3":	0.0		125.4	
				4"-6"	white	marl	pieces		24-27':	0.0		125.1	
									36-39':	0.0		125.2	
				6"-10"	Clayey	Sand,	med grained, some pebbles,		48-51:	0.0		125.3	
					v. low	plast,	sl. moist, red/brown/orange						
				10"-11"	gravel,	white,	pebble sized, loose, sl. moist						
				11"-17"	~~gravel~~	Same	as 6"-10"						
				17"-2'	gravel,	white,	pebble sized, loose, sl. moist						
				2'-3'	Clayey	Sand,	dark red, moist, fine						
					to med	grained,	v. low plast to loose						
				3'-4.0'	gravel,	white,	pebble sized, loose						
				4.0-4.5'	Sandy	Clay,	low plast, v. sl. moist,						
					dark	brown	fine sand						

* When rock coring, enter rock brokeness.

** Include monitor reading in 6 foot intervals @ borehole. Increase reading frequency if elevated reponse read.

Remarks:

Drilling Area Background (ppm): 0.0

Converted to Well: Yes _____ No _____ Well I.D. #: _____

Tetra Tech

BORING LOG

PROJECT NAME: MIA DAA PCB
PROJECT NUMBER: 112IC05482
DRILLING COMPANY: GZ
DRILLING RIG:

BORING No.: PA-SB-235
DATE: 4/24/15
GEOLOGIST: Mills
DRILLER: Sorto

Sample No. and Type or RQD	Depth (Ft.) or Run No.	Blows / 6" or RQD (%)	Sample Recovery / Sample Length	Lithology Change (Depth/Ft.) or Screened Interval	MATERIAL DESCRIPTION: Soil Density/ Consistency or Rock Hardness	Color	Material Classification	USCS *	Remarks	PID/FID Reading (ppm): Sample	Sampler BZ	Borehole**	Driller BZ**
				0-8"	Sandy ~~clay~~ clayey silt, dark brown,				0-3"	0.0		0952	
					dry, moist, v. sl. plast				24-27"	0.0		0953	
				8"-	Sandy clay, low plast, red/brown,				36-39"	0.0		0954	
				28"	v. fine sand, some pebbles, sl. moist				48-51"	0.0		0955	
				27"-28"	Gravel, gray, moist, well sorted								
				28"-	Sandy clay, high plast, sl. moist,								
				37"	grayish brown, v. fine sand,								
				37"-42"	Clay w/some sand, red, gravel @								
					37" (white), hard, v. sl. moist								
					possible brick pieces @ 42"								

* When rock coring, enter rock brokeness.

** Include monitor reading in 6 foot intervals @ borehole. Increase reading frequency if elevated reponse read.

Remarks:

Drilling Area Background (ppm): 0.0

Converted to Well: Yes _____ No _____ Well I.D. #: _____

Tetra Tech

BORING LOG

PROJECT NAME: MSA DRA PCB
PROJECT NUMBER: 117-5105462
DRILLING COMPANY: AB GZ
DRILLING RIG:

BORING No.: DR-SB-~~236~~ 236
DATE: 4/22/15
GEOLOGIST: MILLS
DRILLER: SMT

Sample No. and Type or RQD	Depth (Ft.) or Run No.	Blows / 6" or RQD (%)	Sample Recovery / Sample Length	Lithology Change (Depth/Ft.) or Screened Interval	MATERIAL DESCRIPTION: Soil Density/ Consistency or Rock Hardness	Color	Material Classification	USCS *	Remarks	PID/FID Reading (ppm): Sample	Sampler BZ	Borehole**	Driller BZ**
				0-2"	silty clay,	gray/dark gray,	moist, high plast,		0-3	0.0		0952	
						DM			~~34~~-27	0.0		0954	
				2"-5"	white	sandy	clay, v. low plast, fine sand		36-39	0.0		0952	
					moist				48-51	0.0		0953	
				5"-11"	clayey	sand,	loose, orange/red, fine sand,						
					sl. moist,	glass/metal @10"							
				11"-2'10"	clay,	high plast,	red w/ orange mottling						
					sl. moist,	black wood @ 2'4"							
				2'10"-3'	clayey	sand,	fine to med, red/brown,						
					sl. moist,	v. low plast,	concrete						
					2'10"-3'~~2~~"								
				3'-4'									
				2"									

* When rock coring, enter rock brokeness.

** Include monitor reading in 6 foot intervals @ borehole. Increase reading frequency if elevated reponse read.

Remarks:

Drilling Area Background (ppm): 0.0

Converted to Well: Yes _____ No _____ Well I.D. #: _____

Tetra Tech

BORING LOG

PROJECT NAME: MSA GRA PLB
PROJECT NUMBER: 112-I005482
DRILLING COMPANY: GZ
DRILLING RIG:

BORING No.: DR-SB-237
DATE: 4/21/15 ~~and [illegible]~~
GEOLOGIST: Mills
DRILLER: Sorta

Sample No. and Type or RQD	Depth (Ft.) or Run No.	Blows / 6" or RQD (%)	Sample Recovery / Sample Length	Lithology Change (Depth/Ft.) or Screened Interval	MATERIAL DESCRIPTION: Soil Density/ Consistency or Rock Hardness	Color	Material Classification	USCS *	Remarks	PID/FID Reading (ppm): Sample	Sampler BZ	Borehole**	Driller BZ**
				0-3"	silty clay, med plast, dry, dark gray,				0-3	0.0	1616		
					moist				24-27	0.0	1617		
				3"-18"	Sandy clay, fine sand, red w/ tan				36-39	0.0	1618		
					white mottles, stiff, v. slimoist, glass				~~48-51~~	0.0	1619		~~[illegible]~~
				18"-					~~48-51~~	~~0.0~~			
				12"	Sandy clay to clayey sand, v. slimoist,								
					stiff but crumbly, fine- to med sand,								
					red/brown, glass + mesh pipe								

* When rock coring, enter rock brokeness.

** Include monitor reading in 6 foot intervals @ borehole. Increase reading frequency if elevated reponse read.

Drilling Area Background (ppm): 0.0

Remarks:

Converted to Well: Yes _____ No _____ Well I.D. #: _____

Tetra Tech

BORING LOG

PROJECT NAME: MGA ORA RCB
PROJECT NUMBER: 112G0548
DRILLING COMPANY: GZ
DRILLING RIG:

BORING No.: OR-SB-238
DATE: 4/21/15
GEOLOGIST: MWLSS
DRILLER: SANTO

Sample No. and Type or RQD	Depth (Ft.) or Run No.	Blows / 6" or RQD (%)	Sample Recovery / Sample Length	Lithology Change (Depth/Ft.) or Screened Interval	MATERIAL DESCRIPTION: Soil Density/ Consistency or Rock Hardness	Color	Material Classification	USCS *	Remarks	PID/FID Reading (ppm): Sample	Sampler BZ	Borehole**	Driller BZ**
				0-11"	Sandy silt, dark brown, dry, moist, soft				0-3.0'	1.7	2.8		
				11"-1'3"	Sandy clay, w/fine sand, high plast,				24-27.0'	1.2	2.9		
					sl. moist orange/tan w/red				36-39.0'	1.1	3.2		
				1'3"-					48-51.0'	1.2	3.1		
				4'3"	Silty Sand w/ gravel/fill, dark red								
					to dark brown, gravel is unsorted								
					and coarse, sl. moist, loose								
				*	Same Sandy clay 1'11"-2'4" high plast, sl. moist, red								

* When rock coring, enter rock brokeness.

** Include monitor reading in 6 foot intervals @ borehole. Increase reading frequency if elevated reponse read.

Remarks:

Drilling Area Background (ppm): 0.0

Converted to Well: Yes _____ No _____ Well I.D. #: _____

Tetra Tech

BORING LOG

PROJECT NAME: MSA DRA PCB
PROJECT NUMBER: 117IC054B2
DRILLING COMPANY: GZ
DRILLING RIG:

BORING No.: DR-SB-239
DATE: 4/21/15
GEOLOGIST: MILLER
DRILLER: SORTO

Sample No. and Type or RQD	Depth (Ft.) or Run No.	Blows / 6" or RQD (%)	Sample Recovery / Sample Length	Lithology Change (Depth/Ft.) or Screened Interval	MATERIAL DESCRIPTION: Soil Density/ Consistency or Rock Hardness	Color	Material Classification	USCS *	Remarks	PID/FID Reading (ppm): Sample	Sampler BZ	Borehole**	Driller BZ**
				0-3"	Sandy silt, light brown, pellets, dry, moist, fine sand				0-3"	0.0		1027	
				3"-2'	No Recovery				24-27"	0.0		1028	
				2'-	Sandy clay, low plast, moist, red/brown				36-39	0.0		1029	
				3'4"	to gray, v. fine sand				48-51	0.0		1030	
				3'4"-	gravel, white, loose, well sorted,								
				3'7"	pebble gravel								
				3'7"-	Clayey Sand, v. sl. plast, fine sand,								
				5'	light brown/orange 4'4"-4'8",								
					brown 4'8"-5', dark brown 3'7"-4'4"								
					sl. moist, well sorted sand								

* When rock coring, enter rock brokeness.

** Include monitor reading in 6 foot intervals @ borehole. Increase reading frequency if elevated reponse read.

Drilling Area Background (ppm): 0.0

Remarks:

Converted to Well: Yes _____ No _____ Well I.D. #: _____

Tetra Tech

BORING LOG

PROJECT NAME: MSA OAA PCB
PROJECT NUMBER: 112-5C05982
DRILLING COMPANY: GZ
DRILLING RIG:

BORING No.: OA-SB-240
DATE: 4/22/15
GEOLOGIST: MILLIS
DRILLER: SOATO

Sample No. and Type or RQD	Depth (Ft.) or Run No.	Blows / 6" or RQD (%)	Sample Recovery / Sample Length	Lithology Change (Depth/Ft.) or Screened Interval	MATERIAL DESCRIPTION: Soil Density/ Consistency or Rock Hardness	Color	Material Classification	USCS *	Remarks	PID/FID Reading (ppm): Sample	Sampler BZ	Borehole**	Driller BZ**
				0-4"	silty clay,	dark gray,	moist, soft,		0-3	0.0		100.5	
					on				34-37	0.0		100.6	
				4-10"	Sandy clay,	red,	high plast, moist,		36-39	0.0		100.7	
					fine sand				48-51	0.0		100.8	
					trash,	fiberglass,	glass, metal,						
				10"-1'1"	light	the	chalk like material						
				1'1"-	same	as	4-10"						
				2'4"									
				2'4"-	clayey	sand,	w/ low plast, fine-med,						
				3'10"	brown/	orange,	moist						
				3'10"-	light	the	gravel w/ trash						
				3'11"									
				3'11"-	trash,	sandy clay,	red, light						
				4'2"	plast,	fine sand,	light the chalk material						

* When rock coring, enter rock brokeness.

** Include monitor reading in 6 foot intervals @ borehole. Increase reading frequency if elevated reponse read.

Remarks:

Drilling Area Background (ppm): 0.0

Converted to Well: Yes _____ No _____ Well I.D. #: _____

Tetra Tech

BORING LOG

PROJECT NAME: MSA DNA PCB
PROJECT NUMBER: 117560482
DRILLING COMPANY: GZ
DRILLING RIG:

BORING No.: DR-SB-241
DATE: 4/21/15 and 4/22/15
GEOLOGIST: MILLER
DRILLER: Sorto

Sample No. and Type or RQD	Depth (Ft.) or Run No.	Blows / 6" or RQD (%)	Sample Recovery / Sample Length	Lithology Change (Depth/Ft.) or Screened Interval	MATERIAL DESCRIPTION: Soil Density/ Consistency or Rock Hardness	Color	Material Classification	USCS *	Remarks	PID/FID Reading (ppm): Sample	Sampler BZ	Borehole**	Driller BZ**
				0-4":	Sandy	clay,	moist, soft, dry, dark brown,		0-3	0.0		1555	
					fine	to med	sand		24-27	0.0		1556	
				4"-11"	" "	, light	brown, glass		36-39	0.0		1557	
									48-51	0.0		0935	0.0 4/22
				11"-1'1"	fine	sand,	well sorted, dark gray,						
					loose,	sl.	moist						
				1'1"-1'8"	Clay	w/ some	sand, red,	white/gray					
					mottles,	stiff,	v. sl. moist						
				1'8"	Sand	w/ some	clay, loose,	brown					
				2'11"	to red,	med	grained,						
				2'11"	Clay,	red w/	black/gray	mottles, stiff,					
				3'4"	high	plast,	v. sl. moist						
				3'4"-3'5"	med	sand	w/, loose,	dark gray, glass					
			4/22	3'5"	~~No recovery~~								
				4'2"	Sandy	clay,	med plast,	sl. moist,					
					fine	sand,	gray to brown						

* When rock coring, enter rock brokeness.

** Include monitor reading in 6 foot intervals @ borehole. Increase reading frequency if elevated reponse read.

Drilling Area Background (ppm): 0.0

Remarks:

Converted to Well: Yes _____ No _____ Well I.D. #: _____

Tetra Tech

BORING LOG

PROJECT NAME: MSA PCB
PROJECT NUMBER: 117IC054B2
DRILLING COMPANY: GZ
DRILLING RIG:

BORING No.: D-SB-242
DATE: 4/24/18
GEOLOGIST: MULLIS
DRILLER: SONTV

Sample No. and Type or RQD	Depth (Ft.) or Run No.	Blows / 6" or RQD (%)	Sample Recovery / Sample Length	Lithology Change (Depth/Ft.) or Screened Interval	MATERIAL DESCRIPTION: Soil Density/ Consistency or Rock Hardness	Color	Material Classification	USCS *	Remarks	PID/FID Reading (ppm): Sample	Sampler BZ	Borehole**	Driller BZ**
				0-3"	Clayey silt, soft, moist		dark brown		0-3	0.0		15.04	
				3-12"	Clay, red w/ orange + purple + gray		mottles, stiff, v. sl. moist		24-27	0.0		15.05	
				1'					36-39	0.0		15.06	
				1'2"-1'4"	glass/plastic trash, carbon fiber pieces,				light green 48-51	0.0		15.07	
					concretion, looks like chalk								
				1'4"-2'7"	clay, stiff, red, gray + purple mottles,								
					v. sl. moist								
				2'7"-2'8"	black trash, feels like rubber								
				2'8"-4'4"	Sandy gravelly clayey mix, dark								
					red, light blue pieces < 3/8",								
					v. sl. moist								

* When rock coring, enter rock brokeness.

** Include monitor reading in 6 foot intervals @ borehole. Increase reading frequency if elevated reponse read.

Drilling Area Background (ppm): 0.0

Remarks:

Converted to Well: Yes _____ No _____ Well I.D. #: _____

Tetra Tech

BORING LOG

PROJECT NAME: MGA DRA PLB
PROJECT NUMBER: 112I05482
DRILLING COMPANY: DZ
DRILLING RIG:

BORING No.: DR-SB-243
DATE: 9/21/15
GEOLOGIST: MILLS
DRILLER: SANTO

Sample No. and Type or RQD	Depth (Ft.) or Run No.	Blows / 6" or RQD (%)	Sample Recovery / Sample Length	Lithology Change (Depth/Ft.) or Screened Interval	MATERIAL DESCRIPTION: Soil Density/ Consistency or Rock Hardness	Color	Material Classification	USCS *	Remarks	PID/FID Reading (ppm): Sample	Sampler BZ	Borehole**	Driller BZ**
				0-11"	gravelly clayey silt, pebble fine sand				dark brown				
					fine sand not sorted, moist, loose, fine sand, more silt material				0-3	0.0		148	
				11"-1'5"	gravel, pebble fine sand, white, loose, dry				24-27	0.0		149	
									36-39	0.0		150	
				1'5"-1'11"	Sandy clay, sl. moist, low plast, brown, pebbles				48-51	0.0		151	
				1'11"-2'1"	Med sand, well sorted, orange/brown, loose, sl. moist								
				2'1"-2'8"	Sandy clay, v. low plast, fine sand, red/brown, v. sl. moist, glass @ 2'7"								
				2'8"-2'10"	gravel, pebble fine sand white, well sorted, loose								
				2'10"-4'2"	Sandy clay, fine to med sand, low plast, sl. moist, dark brown								

* When rock coring, enter rock brokeness.

** Include monitor reading in 6 foot intervals @ borehole. Increase reading frequency if elevated reponse read.

Drilling Area Background (ppm): 0.0

Remarks:

Converted to Well: Yes _____ No _____ Well I.D. #: _____

Tetra Tech

BORING LOG

PROJECT NAME: MIA ORA PCB
PROJECT NUMBER: 112IW5482
DRILLING COMPANY: GZ
DRILLING RIG:

BORING No.: OR-SB-244
DATE: 4/21/15
GEOLOGIST: MILLIS
DRILLER: SOREF

Sample No. and Type or RQD	Depth (Ft.) or Run No.	Blows / 6" or RQD (%)	Sample Recovery / Sample Length	Lithology Change (Depth/Ft.) or Screened Interval	MATERIAL DESCRIPTION: Soil Density/ Consistency or Rock Hardness	Color	Material Classification	USCS *	Remarks	PID/FID Reading (ppm): Sample	Sampler BZ	Borehole**	Driller BZ**
				0-4"	Med/brown		silty clay, moist, w/ low plast,		0-3"	0.0		1047	
					roots				24-27	0.0		1048	
				4"-1'	silty clay, high plast, dark red,				36-39	0.0		1049	
					sl. moist, brown mottles				48-51	0.0		1050	
				1'-1'4"	gravel, white, pebble sized, well sorted,								
					loose								
				1'4"-4'9"	Sandy clay, low to med plast, sl. moist								
					fine sand, brown 1'4"-3'1", brown/orange 3'1"-4'9"								
				4'9"-5'	Sand, fine grained, well sorted, wet,								
					loose, brown								

* When rock coring, enter rock brokeness.

** Include monitor reading in 6 foot intervals @ borehole. Increase reading frequency if elevated reponse read.

Drilling Area Background (ppm): 0.0

Remarks:

Converted to Well: Yes _____ No _____ Well I.D. #: _____

Tetra Tech

BORING LOG

PROJECT NAME: MSA OAA PCO
PROJECT NUMBER: 117105482
DRILLING COMPANY: GZ
DRILLING RIG:

BORING No.: OL-SB-245
DATE: 4/22/15
GEOLOGIST: MILLS
DRILLER: SARTO

Sample No. and Type or RQD	Depth (Ft.) or Run No.	Blows / 6" or RQD (%)	Sample Recovery / Sample Length	Lithology Change (Depth/Ft.) or Screened Interval	MATERIAL DESCRIPTION: Soil Density/ Consistency or Rock Hardness	Color	Material Classification	USCS *	Remarks	PID/FID Reading (ppm): Sample	Sampler BZ	Borehole**	Driller BZ**
				0-2	silt, clay,	dark gray,	moist, high plast,		0-3	0.0	1034		
									24-27	0.0	1035		
				2-4	light	green	chalk-like material		36-39	0.0	1036		
									48-51	0.0	1037		
				4-10"	sand,	clay,	silt,	fine sand,					
					red/brown,	sl. moist							
				10-11"	trash,	glass,	black plastic						
				11"-28"	clayey	sand,	v. low plast,						
					orange/brown,	fine to med sand,	sl. moist						
				28"-2'11"	brown	trash + glass + black sand,	coarse						
				2'11"-	clayey	sand,	brown,	med to coarse,					
				4'2"	wet,	loose							

* When rock coring, enter rock brokeness.

** Include monitor reading in 6 foot intervals @ borehole. Increase reading frequency if elevated reponse read.

Remarks:

Drilling Area Background (ppm): 0.0

Converted to Well: Yes _____ No _____ Well I.D. #: _____

Tetra Tech

BORING LOG

PROJECT NAME: MGA SLB
PROJECT NUMBER: 112IC054482
DRILLING COMPANY: GZ
DRILLING RIG:

BORING No.: BZ-SB-246
DATE: 4/22/15
GEOLOGIST: MILLS
DRILLER: SANTO

Sample No. and Type or RQD	Depth (Ft.) or Run No.	Blows / 6" or RQD (%)	Sample Recovery / Sample Length	Lithology Change (Depth/Ft.) or Screened Interval	MATERIAL DESCRIPTION: Soil Density/ Consistency or Rock Hardness	Color	Material Classification	USCS *	Remarks	PID/FID Reading (ppm): Sample	Sampler BZ	Borehole**	Driller BZ**
				0-3	Silty clay, moist, high plast, brown,				0-3	0.0		0920	
						OAS			24-27	0.0		0921	
				3-1'	Sandy clay, high plast, med sand,				36-39	0.0		0922	
					brown, moist, chalk nut @ 10"				48-51	0.0		0923	
				1'-2'1"	Clay w/ brown sand, med sand,								
					high plast, moist, red/orange								
				2'1"-3'5"	Clayey sand, med to coarse,								
					red/brown, v. low plast, moist								
				3'5"-3'6"	light blue gravel, coarse,								
					well sorted, sl. moist								
				3'6"-	Black brown + light blue								
				3'11"	gravel, loose, moist								
				3'11"-	Clayey sand, moist, v. low plast,								
				4'2"	brown to nearly orange brown								

* When rock coring, enter rock brokeness.

** Include monitor reading in 6 foot intervals @ borehole. Increase reading frequency if elevated reponse read.

Remarks:

Drilling Area Background (ppm): 0.0

Converted to Well: Yes _____ No _____ Well I.D. #: _____

Tetra Tech

BORING LOG

PROJECT NAME: MSA ORA PCB
PROJECT NUMBER: 112IG05482
DRILLING COMPANY: GZ
DRILLING RIG:

BORING No.: OR-SC-247
DATE: 4/21/15 and 4/22/15
GEOLOGIST: MULLIS
DRILLER: SANTO

Sample No. and Type or RQD	Depth (Ft.) or Run No.	Blows / 6" or RQD (%)	Sample Recovery / Sample Length	Lithology Change (Depth/Ft.) or Screened Interval	MATERIAL DESCRIPTION: Soil Density/ Consistency or Rock Hardness	Color	Material Classification	USCS *	Remarks	PID/FID Reading (ppm): Sample	Sampler BZ	Borehole**	Driller BZ**
				0-2"	Silty Clay,	Red,	dark brown, stiff, moist		0-30 cm		1534		
									24-27	0.0	1535		
				2"-18"	Sandy Clay,	med plast,	dark red,		36-39	0.0	1537		
					fine sand,	some black	mottles		~~48-51~~	~~No Recovery~~			
				18"-	Clayey Sand	fill material,	glass,		31-34	0.0	1536	No LNAPL	
				1'3"	black	rocks,	loose,	Sl. moist,	dark red	48-51	0.0	0930 on 4/22	
				1'3"-	Clay,	dark red,	high plast,	Sl. moist,					
				1'9"	white	mottles							
					Silty Sand,	lt. low plast,	brown,						
				1'9"-	fine to med,	Sl. moist							
				2'7"									
				2'7"	black	Sandy gravel	fill material,		(31-34)				
				2'11"	Plastic	sheeting (green)							
				2'11"-	Gravel,	pebble sized,	wet,	white,	tan				
				3-6"									
				~~AD. Refusal~~	~~3'6" BH~~								
			4/22	3'6"-	Sandy Clay,	med plast,	dark brown,						
				4'2"	fine sand,	Sl. moist							

* When rock coring, enter rock brokeness.

** Include monitor reading in 6 foot intervals @ borehole. Increase reading frequency if elevated reponse read.

Drilling Area Background (ppm): 0.0

Remarks:

Converted to Well: Yes _____ No _____ Well I.D. #: _____

Tetra Tech

BORING LOG

PROJECT NAME: MSA DNA PCB
PROJECT NUMBER: 112IL05482
DRILLING COMPANY: GZ
DRILLING RIG:

BORING No.: DA-SB-248
DATE: 4/21/15
GEOLOGIST: MILLIS
DRILLER: SATO

Sample No. and Type or RQD	Depth (Ft.) or Run No.	Blows / 6" or RQD (%)	Sample Recovery / Sample Length	Lithology Change (Depth/Ft.) or Screened Interval	MATERIAL DESCRIPTION: Soil Density/ Consistency or Rock Hardness	Color	Material Classification	USCS *	Remarks	PID/FID Reading (ppm): Sample	Sampler BZ	Borehole**	Driller BZ**
				0-9"	Sandy clayey silt, OM, fill material,				0-3 0.0		1	2	1 0
					dark red to brown, sl. moist, v. low plast				24-27 0.0		12	11	
				9"-11"	black wood material				36-39 0.0		1	12	
									48-51 0.0		12	13	
				11"-	Sandy clay, fine sand, red, high plast,								
				1'10"	sl. moist, dark gray mottles								
				1'10"	Clayey sand, fine to med sand,								
				-	sl. moist, v. low plast, light brown/orange								
				4'3"	gray mottles w/orange								

* When rock coring, enter rock brokeness.

** Include monitor reading in 6 foot intervals @ borehole. Increase reading frequency if elevated reponse read.

Remarks:

Drilling Area Background (ppm): 0.0

Converted to Well: Yes _____ No _____ Well I.D. #: _____

Tetra Tech

BORING LOG

PROJECT NAME: MIA OAA PIB
PROJECT NUMBER: 112-3605482
DRILLING COMPANY: DT
DRILLING RIG:

BORING No.: OA-SB-249
DATE: 9/21/15
GEOLOGIST: Mullis
DRILLER: Santo

Sample No. and Type or RQD	Depth (Ft.) or Run No.	Blows / 6" or RQD (%)	Sample Recovery / Sample Length	Lithology Change (Depth/Ft.) or Screened Interval	MATERIAL DESCRIPTION: Soil Density/ Consistency or Rock Hardness	Color	Material Classification	USCS *	Remarks	PID/FID Reading (ppm): Sample	Sampler BZ	Borehole**	Driller BZ**
				0-10"	Sandy silty clay, v. low plast, moist				0-3	0.0		1116	
					brown/red, OM				24-27	0.0		1117	
				10"-	clayey sand fine sand well sorted,				36-39	0.0		1118	
				1'4"	sl. moist, red, gravel pieces unsorted				48-51	0.0		1119	
				1'4"-	Sandy clay, high plast, red, sl. moist,								
				1'8"	fine sand								
					clayey sand, fine sand, well sorted,								
				1'8"-	red/brown red, sl. moist,								
				3'	v. low plast								
				3'-	clay, high plast, red/brown, sl. moist,								
				3'5"	grey mottles								
				3'5"-	gravel, white, well sorted, coarse gravel,								
				3'10"	loose								
				3'10"	Sandy clay, sl. moist, low plast,								
				4'4"	fine sand, dark brown								

* When rock coring, enter rock brokeness.

** Include monitor reading in 6 foot intervals @ borehole. Increase reading frequency if elevated reponse read.

Remarks:

Drilling Area Background (ppm): 0.0

Converted to Well: Yes _____ No _____ Well I.D. #: _____

APPENDIX C—DATA VALIDATION REPORT

TETRA TECH

INTERNAL CORRESPONDENCE

TO: **T. APANAVAGE** **DATE:** **JUNE 2, 2015**

FROM: **MICHELLE L. ALLEN** **COPIES:** **DV FILE**

SUBJECT: **ORGANIC DATA VALIDATION – VOC/PCB/TCLP VOC, SVOC, PEST, HERB, METALS**
LOCKHEED MARTIN CORPORATION (LMC) – MARTIN STATE AIRPORT
DUMP ROAD
SAMPLE DELIVERY GROUP (SDG) 240-49697-1

SAMPLES: 97/Soil/PCB

DR-SB-226-0-3	DR-SB-226-24-27	DR-SB-226-36-39
DR-SB-226-48-51	DR-SB-227-0-3	DR-SB-227-24-27
DR-SB-227-36-39	DR-SB-227-48-51	DR-SB-228-0-3
DR-SB-228-24-27	DR-SB-228-36-39	DR-SB-228-48-51
DR-SB-229-0-3	DR-SB-229-24-27	DR-SB-229-36-39
DR-SB-229-48-51	DR-SB-230-0-3	DR-SB-230-24-27
DR-SB-230-36-39	DR-SB-230-48-51	DR-SB-231-0-3
DR-SB-231-24-27	DR-SB-231-36-39	DR-SB-231-48-51
DR-SB-232-0-3	DR-SB-232-24-27	DR-SB-232-36-39
DR-SB-232-48-51	DR-SB-233-0-3	DR-SB-233-24-27
DR-SB-233-36-39	DR-SB-233-48-51	DR-SB-234-0-3
DR-SB-234-24-27	DR-SB-234-36-39	DR-SB-234-48-51
DR-SB-235-0-3	DR-SB-235-24-27	DR-SB-235-36-39
DR-SB-235-48-51	DR-SB-236-0-3	DR-SB-236-24-27
DR-SB-236-36-39	DR-SB-236-48-51	DR-SB-237-0-3
DR-SB-237-24-27	DR-SB-237-36-39	DR-SB-237-48-51
DR-SB-238-0-3	DR-SB-238-24-27	DR-SB-238-36-39
DR-SB-238-48-51	DR-SB-239-0-3	DR-SB-239-24-27
DR-SB-239-36-39	DR-SB-239-48-51	DR-SB-240-0-3
DR-SB-240-24-27	DR-SB-240-36-39	DR-SB-240-48-51
DR-SB-241-0-3	DR-SB-241-24-27	DR-SB-241-36-39
DR-SB-241-48-51	DR-SB-242-0-3	DR-SB-242-24-27
DR-SB-242-36-39	DR-SB-242-48-51	DR-SB-243-0-3
DR-SB-243-24-27	DR-SB-243-36-39	DR-SB-243-48-51
DR-SB-244-0-3	DR-SB-244-24-27	DR-SB-244-36-39
DR-SB-244-48-51	DR-SB-245-0-3	DR-SB-245-24-27
DR-SB-245-36-39	DR-SB-245-48-51	DR-SB-246-0-3
DR-SB-246-24-27	DR-SB-246-36-39	DR-SB-246-48-51
DR-SB-247-0-3	DR-SB-247-24-27	DR-SB-247-36-39
DR-SB-247-48-51	DR-SB-248-0-3	DR-SB-248-24-27
DR-SB-248-36-39	DR-SB-248-48-51	DR-SB-249-0-3
DR-SB-249-24-27	DR-SB-249-36-39	DR-SB-249-48-51
DR-WC-S-TP80		

1/Soil/TCLP VOC, SVOC, PEST, HERB, Metals

DR-WC-S-TP80

1/Aqueous/VOC

TB-042215

Overview

The sample set for LMC-MSA Dump Road, SDG 240-49697-1 consisted of ninety-six (96) soil environmental samples, one (1) drum waste characteristic sample, and one (1) trip blank. All ninety-seven (97) soil samples were analyzed for polychlorinated biphenyls (PCB). The drum waste characteristic sample was analyzed for Toxicity Characteristic Leaching Procedure (TCLP) Volatile Organic Compounds (VOC), Semi-volatile Organic Compounds (SVOC), pesticides (PEST), herbicides (HERB), and metals. The trip blank was analyzed for VOC only. No field duplicate sample pairs were included in this SDG.

The samples were collected by Tetra Tech, Inc. on April 21 - 22, 2015 and analyzed by TestAmerica, Inc. All analyses were conducted in accordance with SW846 Method 8260B, 8270C, 8081A, 8082A, 8151A, 6010B, and 7470A analytical and reporting protocols.

The TCLP fractions of the drum waste characteristic sample, DR-WC-S-TP80, was not evaluated in the data validation.

The data contained in this SDG were validated with regard to the following parameters: data completeness, holding times/sample preservation, GC/MS tuning, initial/continuing calibrations, laboratory method blank results, surrogate spike recoveries, laboratory control sample results, matrix spike/matrix spike duplicate results, internal standard areas and recoveries, chromatographic resolution, compound identification, and detection limits. Areas of concern are listed below.

Major

- The continuing calibration performed on instrument A3UX17 on 04/28/15@10:42 had a Relative Response Factor (RRF) for tert-butyl alcohol and vinyl acetate below the 0.010 minimum response criterion. The non-detected result reported for this compound in the affected trip blank, TB-042215, were qualified as rejected, (UR).

Minor

- The continuing calibration performed on instrument A3UX17 on 04/28/15@10:42 had Percent Drifts (%Drifts) for bromomethane and chloroethane and a Percent Difference (%D) for tert-butyl alcohol above the 20% quality control limit. The trip blank, TB-042215, was affected. The non-detected results reported for bromomethane and chloroethane were qualified as estimated, (UJ). No action was taken for tert-butyl alcohol because this result was rejected due to a more severe calibration noncompliance.

- The surrogate spike compound, decachlorobiphenyl (DBC), had Percent Recoveries (%Rs) greater than the upper quality control limit in samples DR-SB-227-24-27, DR-SB-228-48-51, DR-SB-237-0-3, DR-SB-241-0-3, DR-SB-241-48-51, and DR-SB-247-24-27. The detected results reported for PCBs in these samples were qualified as estimated, (J).

- The Matrix Spike/Matrix Spike Duplicate (MS/MSD) analyses performed on sample DR-SB-234-0-3 had a MSD %R for Aroclor 1260 below 10%. The Relative Percent Differences (RPDs) for Aroclor 1016 and Aroclor 1260 were above the 30% quality control criterion. No action was taken for Aroclor 1016 because the MS and MSD %Rs were acceptable. The detected result for Aroclor 1260 in the parent sample was qualified as estimated, (J).

- As stated in the case narrative, the following samples appear to contain PCBs; however, due to weathering or other environmental processes, the PCBs in the samples do not closely match any of the laboratory's Aroclor standards used for instrument calibration. The samples have been quantified and reported as a mixture of Aroclors. Due to the poor match with the Aroclor standards, there is

increased qualitative and quantitative uncertainty associated with these results:

Samples

DR-SB-227-0-3	DR-SB-229-0-3	DR-SB-229-24-27
DR-SB-229-36-39	DR-SB-231-48-51	DR-SB-232-0-3
DR-SB-232-36-39	DR-SB-232-48-51	DR-SB-233-0-3
DR-SB-233-48-51	DR-SB-234-24-27	DR-SB-234-36-39
DR-SB-234-48-51	DR-SB-235-0-3	DR-SB-237-0-3
DR-SB-237-24-27	DR-SB-238-24-27	DR-SB-238-36-39
DR-SB-239-0-3	DR-SB-239-24-27	DR-SB-239-48-51
DR-SB-240-0-3	DR-SB-240-24-27	DR-SB-240-48-51
DR-SB-241-0-3	DR-SB-242-0-3	DR-SB-242-36-39
DR-SB-242-48-51	DR-SB-244-36-39	DR-SB-244-48-51
DR-SB-245-0-3	DR-SB-245-24-27	DR-SB-245-36-39
DR-SB-247-24-27	DR-SB-247-36-39	DR-SB-247-48-51

The detected PCB results for the above samples were qualified as estimated, (J).

- Detected results reported below the RL limit but above the Method Detection Limit (MDL) were qualified as estimated, (J).

Notes

The aqueous VOC Laboratory Control Sample (LCS) analysis had a %R for trans-1,3-dichloropropene above the upper quality control limit. No action was necessary because this compound was not detected in the associated trip blank.

The aqueous VOC MS/MSD analyses had noncompliant Percent Recoveries (%Rs). No action was taken because the parent sample was not a sample of interest and was not in this SDG.

Samples DR-SB-242-0-3, DR-SB-242-36-39, DR-SB-247-36-39, DR-SB-246-0-3, and DR-SB-245-48-51 were not qualified for noncompliant surrogate %Rs because these samples were analyzed at dilutions 5X or greater.

The following samples were diluted due to concentrations of PCBs and/or matrix interferences.

Sample	Dilution
DR-SB-236-36-39	2X
DR-SB-238-0-3	5X
DR-SB-238-48-51	5X
DR-SB-240-36-39	2X
DR-SB-241-0-3	5X
DR-SB-242-0-3	100X
DR-SB-242-36-39	500X
DR-SB-243-0-3	2X
DR-SB-244-24-27	5X
DR-SB-245-48-51	5X
DR-SB-246-0-3	100X
DR-SB-246-24-27	10X
DR-SB-246-36-39	5X
DR-SB-246-48-51	2X
DR-SB-247-36-39	5X
DR-SB-249-0-3	5X
DR-SB-249-24-27	5X

DR-SB-249-48-51 5X
The RLs of the non-detected Aroclors were elevated in these samples.

All PCB samples were subjected to sulfuric acid clean-up prior to analysis. Many samples required tetrabutylammonium sulfite (TBA) clean-up to reduce matrix interferences due to sulfur.

Non-detected results were reported to the MDL.

Executive Summary

Laboratory Performance: A VOC continuing calibration RRF was below 0.01 for tert-butyl alcohol. VOC continuing calibration %Drifts and %D were above 20%. Some PCB surrogate spike %Rs were above the quality control limit.

Other Factors Affecting Data Quality: One PCB MS/MSD analysis had noncompliant %R and/or RPDs. Many samples were diluted. Detected results below the RL were estimated. Many PCB samples were qualified because the weathered PCB patterns in the samples did not closely match standard chromatogram patterns.

The data for these analyses were reviewed with reference to the "National Functional Guidelines for Organic Review" (June 2008). The text of this report has been formulated to address only those areas affecting data quality.

Michelle L. Allen

Tetra Tech, Inc.
Michelle L. Allen
Chemist/Data Validator

Joseph A. Samchuck

Tetra Tech, Inc.
Joseph A. Samchuck
Data Validation Manager

Attachments:
Appendix A – Qualified Analytical Results
Appendix B – Results as Reported by the Laboratory
Appendix C – Support Documentation

Appendix A

Qualified Analytical Results

Qualifier Codes:

A = Lab Blank Contamination
B = Field Blank Contamination
C = Calibration Noncompliance (i.e., % RSDs, %Ds, ICVs, CCVs, RRFs, etc.)
C01 = GC/MS Tuning Noncompliance
D = MS/MSD Recovery Noncompliance
E = LCS/LCSD Recovery Noncompliance
F = Lab Duplicate Imprecision
G = Field Duplicate Imprecision
H = Holding Time Exceedance
I = ICP Serial Dilution Noncompliance
J = ICP PDS Recovery Noncompliance; MSA's r < 0.995
K = ICP Interference - includes ICS % R Noncompliance
L = Instrument Calibration Range Exceedance
M = Sample Preservation Noncompliance
N = Internal Standard Noncompliance
N01 = Internal Standard Recovery Noncompliance Dioxins
N02 = Recovery Standard Noncompliance Dioxins
N03 = Clean-up Standard Noncompliance Dioxins
O = Poor Instrument Performance (i.e., base-time drifting)
P = Uncertainty near detection limit (< 2 x IDL for inorganics and <CRQL for organics)
Q = Other problems (can encompass a number of issues; i.e.chromatography,interferences, etc.)
R = Surrogates Recovery Noncompliance
S = Pesticide/PCB Resolution
T = % Breakdown Noncompliance for DDT and Endrin
U = RPD between columns/detectors >40% for positive results determined via GC/HPLC
V = Non-linear calibrations; correlation coefficient r < 0.995
W = EMPC result
X = Signal to noise response drop
Y = Percent solids <30%
Z = Uncertainty at 2 standard deviations is greater than sample activity
Z1 = Tentatively Identified Compound considered presumptively present
Z2 = Tentatively Identified Compound column bleed
Z3 = Tentatively Identified Compound aldol condensate

PROJ_NO: 05482	NSAMPLE	TB-042215		
SDG: 240-49697-1	LAB_ID	240-49697-98		
FRACTION: OV	SAMP_DATE	4/22/2015		
MEDIA: WATER	QC_TYPE	TB		
	UNITS	UG/L		
	PCT_SOLIDS	0.0		
	DUP_OF			
PARAMETER		RESULT	VQL	QLCD
1,1,1,2-TETRACHLOROETHANE		0.28	U	
1,1,1-TRICHLOROETHANE		0.44	U	
1,1,2,2-TETRACHLOROETHANE		0.22	U	
1,1,2-TRICHLOROTRIFLUOROETHANE		0.45	U	
1,1-DICHLOROETHANE		0.3	U	
1,1-DICHLOROETHENE		0.45	U	
1,1-DICHLOROPROPENE		0.42	U	
1,2,3-TRICHLOROBENZENE		0.37	U	
1,2,3-TRICHLOROPROPANE		0.44	U	
1,2,3-TRIMETHYLBENZENE		0.47	U	
1,2,4-TRICHLOROBENZENE		0.32	U	
1,2,4-TRIMETHYLBENZENE		0.41	U	
1,2-DIBROMO-3-CHLOROPROPANE		0.82	U	
1,2-DIBROMOETHANE		0.32	U	
1,2-DICHLOROBENZENE		0.25	U	
1,2-DICHLOROETHANE		0.23	U	
1,2-DICHLOROPROPANE		0.25	U	
1,3-DICHLOROBENZENE		0.19	U	
1,3-DICHLOROPROPANE		0.19	U	
1,4-DICHLOROBENZENE		0.27	U	
2,2-DICHLOROPROPANE		0.26	U	
2-BUTANONE		0.53	U	
2-CHLOROETHYL VINYL ETHER		0.59	U	
2-CHLOROTOLUENE		0.4	U	
2-HEXANONE		0.48	U	
4-CHLOROTOLUENE		0.29	U	
4-ISOPROPYLTOLUENE		0.43	U	
4-METHYL-2-PENTANONE		0.99	U	
ACETONE		0.94	U	
BENZENE		0.35	U	
BROMOBENZENE		0.35	U	
BROMOCHLOROMETHANE		0.5	U	
BROMODICHLOROMETHANE		0.29	U	
BROMOFORM		0.56	U	
BROMOMETHANE		0.44	UJ	C

PROJ_NO: 05482	NSAMPLE	TB-042215		
SDG: 240-49697-1	LAB_ID	240-49697-98		
FRACTION: OV	SAMP_DATE	4/22/2015		
MEDIA: WATER	QC_TYPE	TB		
	UNITS	UG/L		
	PCT_SOLIDS	0.0		
	DUP_OF			
PARAMETER		RESULT	VQL	QLCD
CARBON DISULFIDE		0.38	U	
CARBON TETRACHLORIDE		0.43	U	
CHLOROBENZENE		0.25	U	
CHLORODIBROMOMETHANE		0.43	U	
CHLOROETHANE		0.32	UJ	C
CHLOROFORM		0.25	U	
CHLOROMETHANE		0.44	U	
CIS-1,2-DICHLOROETHENE		0.26	U	
CIS-1,3-DICHLOROPROPENE		0.46	U	
DIBROMOMETHANE		0.42	U	
DICHLORODIFLUOROMETHANE		0.32	U	
DIISOPROPYL ETHER		0.5	U	
ETHYL TERT-BUTYL ETHER		0.23	U	
ETHYLBENZENE		0.25	U	
HEXACHLOROBUTADIENE		0.35	U	
ISOPROPYLBENZENE		0.35	U	
M+P-XYLENES		0.24	U	
METHYL TERT-BUTYL ETHER		0.2	U	
METHYLENE CHLORIDE		0.33	U	
NAPHTHALENE		0.45	U	
N-BUTYLBENZENE		0.31	U	
N-PROPYLBENZENE		0.4	U	
O-XYLENE		0.25	U	
SEC-BUTYLBENZENE		0.48	U	
STYRENE		0.45	U	
TERT-AMYL METHYL ETHER		0.3	U	
TERT-BUTYLBENZENE		0.41	U	
TERTIARY-BUTYL ALCOHOL		4.9	UR	C
TETRACHLOROETHENE		0.31	U	
TOLUENE		0.23	U	
TOTAL XYLENES		0.52	U	
TRANS-1,2-DICHLOROETHENE		0.3	U	
TRANS-1,3-DICHLOROPROPENE		0.56	U	
TRICHLOROETHENE		0.22	U	
TRICHLOROFLUOROMETHANE		0.49	U	

PROJ_NO: 05482	NSAMPLE	TB-042215		
SDG: 240-49697-1	LAB_ID	240-49697-98		
FRACTION: OV	SAMP_DATE	4/22/2015		
MEDIA: WATER	QC_TYPE	TB		
	UNITS	UG/L		
	PCT_SOLIDS	0.0		
	DUP_OF			
PARAMETER		RESULT	VQL	QLCD
VINYL ACETATE		0.41	U	
VINYL CHLORIDE		0.29	U	

PROJ_NO: 05482	NSAMPLE	DR-SB-226-0-3			DR-SB-226-24-27			DR-SB-226-36-39			DR-SB-226-48-51		
SDG: 240-49697-1	LAB_ID	240-49697-93			240-49697-94			240-49697-95			240-49697-96		
FRACTION: PCB	SAMP_DATE	4/22/2015			4/22/2015			4/22/2015			4/22/2015		
MEDIA: SOIL	QC_TYPE	NM			NM			NM			NM		
	UNITS	UG/KG			UG/KG			UG/KG			UG/KG		
	PCT_SOLIDS	88.7			86.3			72.2			86.9		
	DUP_OF												
PARAMETER		RESULT	VQL	QLCD	RESULT	VQL	QLCD	RESULT	VQL	QLCD	RESULT	VQL	QLCD
AROCLOR-1016		13	U		69	U		170	U		14	U	
AROCLOR-1221		18	U		92	U		220	U		18	U	
AROCLOR-1232		22	U		110	U		280	U		23	U	
AROCLOR-1242		27	J	P	63	U		3400			13	U	
AROCLOR-1248		9	U		220			110	U		9.1	U	
AROCLOR-1254		21	J	P	80	U		190	U		16	U	
AROCLOR-1260		10	U		230			120	U		10	U	
AROCLOR-1262													

PROJ_NO: 05482	NSAMPLE	DR-SB-227-0-3			DR-SB-227-24-27			DR-SB-227-36-39			DR-SB-227-48-51		
SDG: 240-49697-1	LAB_ID	240-49697-89			240-49697-90			240-49697-91			240-49697-92		
FRACTION: PCB	SAMP_DATE	4/22/2015			4/22/2015			4/22/2015			4/22/2015		
MEDIA: SOIL	QC_TYPE	NM			NM			NM			NM		
	UNITS	UG/KG			UG/KG			UG/KG			UG/KG		
	PCT_SOLIDS	92.9			80.7			92.0			80.8		
	DUP_OF												
PARAMETER		RESULT	VQL	QLCD	RESULT	VQL	QLCD	RESULT	VQL	QLCD	RESULT	VQL	QLCD
AROCLOR-1016		13	U		74	U		13	U		15	U	
AROCLOR-1221		17	U		99	U		17	U		20	U	
AROCLOR-1232		22	U		120	U		63			25	U	
AROCLOR-1242		99	J	Q	1100	J	R	12	U		14	U	
AROCLOR-1248		8.6	U		49	U		8.7	U		9.8	U	
AROCLOR-1254		150	J	Q	380	J	R	39			120		
AROCLOR-1260		9.7	U		55	U		9.8	U		11	U	
AROCLOR-1262													

PROJ_NO: 05482	NSAMPLE	DR-SB-228-0-3			DR-SB-228-24-27			DR-SB-228-36-39			DR-SB-228-48-51		
SDG: 240-49697-1	LAB_ID	240-49697-45			240-49697-46			240-49697-47			240-49697-48		
FRACTION: PCB	SAMP_DATE	4/21/2015			4/21/2015			4/21/2015			4/21/2015		
MEDIA: SOIL	QC_TYPE	NM			NM			NM			NM		
	UNITS	UG/KG			UG/KG			UG/KG			UG/KG		
	PCT_SOLIDS	77.0			84.2			83.4			85.3		
	DUP_OF												
PARAMETER		RESULT	VQL	QLCD	RESULT	VQL	QLCD	RESULT	VQL	QLCD	RESULT	VQL	QLCD
AROCLOR-1016		78	U		14	U		14	U		14	U	
AROCLOR-1221		100	U		19	U		19	U		19	U	
AROCLOR-1232		130	U		24	U		24	U		24	U	
AROCLOR-1242		71	U		13	U		13	U		13	U	
AROCLOR-1248		52	U		9.4	U		16	J	P	9.4	U	
AROCLOR-1254		91	U		16	U		17	U		16	U	
AROCLOR-1260		460			67			30	J	P	130	J	R
AROCLOR-1262													

PROJ_NO: 05482	NSAMPLE	DR-SB-229-0-3			DR-SB-229-24-27			DR-SB-229-36-39			DR-SB-229-48-51		
SDG: 240-49697-1	LAB_ID	240-49697-37			240-49697-38			240-49697-39			240-49697-40		
FRACTION: PCB	SAMP_DATE	4/21/2015			4/21/2015			4/21/2015			4/21/2015		
MEDIA: SOIL	QC_TYPE	NM			NM			NM			NM		
	UNITS	UG/KG			UG/KG			UG/KG			UG/KG		
	PCT_SOLIDS	86.0			83.0			73.3			85.1		
	DUP_OF												
PARAMETER		RESULT	VQL	QLCD	RESULT	VQL	QLCD	RESULT	VQL	QLCD	RESULT	VQL	QLCD
AROCLOR-1016		14	U		14	U		17	U		14	U	
AROCLOR-1221		19	U		19	U		22	U		19	U	
AROCLOR-1232		23	U		24	U		28	U		24	U	
AROCLOR-1242		13	U		13	U		15	U		13	U	
AROCLOR-1248		58	J	Q	9.6	U		11	U		9.4	U	
AROCLOR-1254		16	U		17	U		36	J	PQ	16	U	
AROCLOR-1260		230	J	Q	82	J	Q	12	U		170		
AROCLOR-1262													

PROJ_NO: 05482	NSAMPLE	DR-SB-230-0-3			DR-SB-230-24-27			DR-SB-230-36-39			DR-SB-230-48-51		
SDG: 240-49697-1	LAB_ID	240-49697-1			240-49697-2			240-49697-3			240-49697-4		
FRACTION: PCB	SAMP_DATE	4/21/2015			4/21/2015			4/21/2015			4/21/2015		
MEDIA: SOIL	QC_TYPE	NM			NM			NM			NM		
	UNITS	UG/KG			UG/KG			UG/KG			UG/KG		
	PCT_SOLIDS	75.7			82.4			87.0			85.4		
	DUP_OF												
PARAMETER		RESULT	VQL	QLCD	RESULT	VQL	QLCD	RESULT	VQL	QLCD	RESULT	VQL	QLCD
AROCLOR-1016		16	U		15	U		27	U		14	U	
AROCLOR-1221		21	U		19	U		37	U		19	U	
AROCLOR-1232		26	U		24	U		46	U		24	U	
AROCLOR-1242		14	U		13	U		25	U		13	U	
AROCLOR-1248		10	U		9.7	U		18	U		9.4	U	
AROCLOR-1254		18	U		17	U		32	U		17	J	P
AROCLOR-1260		40	J	P	43			21	U		11	U	
AROCLOR-1262													

PROJ_NO: 05482	NSAMPLE	DR-SB-231-0-3			DR-SB-231-24-27			DR-SB-231-36-39			DR-SB-231-48-51		
SDG: 240-49697-1	LAB_ID	240-49697-69			240-49697-70			240-49697-71			240-49697-72		
FRACTION: PCB	SAMP_DATE	4/21/2015			4/21/2015			4/21/2015			4/22/2015		
MEDIA: SOIL	QC_TYPE	NM			NM			NM			NM		
	UNITS	UG/KG			UG/KG			UG/KG			UG/KG		
	PCT_SOLIDS	77.8			82.9			85.7			83.9		
	DUP_OF												
PARAMETER		RESULT	VQL	QLCD	RESULT	VQL	QLCD	RESULT	VQL	QLCD	RESULT	VQL	QLCD
AROCLOR-1016		15	U		15	U		28	U		14	U	
AROCLOR-1221		20	U		19	U		37	U		19	U	
AROCLOR-1232		25	U		24	U		47	U		24	U	
AROCLOR-1242		14	U		250			170			13	U	
AROCLOR-1248		45			9.7	U		19	U		9.5	U	
AROCLOR-1254		18	U		130			33	U		17	U	
AROCLOR-1260		77			11	U		24	J	P	260	J	Q
AROCLOR-1262													

PROJ_NO: 05482	NSAMPLE	DR-SB-232-0-3			DR-SB-232-24-27			DR-SB-232-36-39			DR-SB-232-48-51		
SDG: 240-49697-1	LAB_ID	240-49697-65			240-49697-66			240-49697-67			240-49697-68		
FRACTION: PCB	SAMP_DATE	4/21/2015			4/21/2015			4/21/2015			4/22/2015		
MEDIA: SOIL	QC_TYPE	NM			NM			NM			NM		
	UNITS	UG/KG			UG/KG			UG/KG			UG/KG		
	PCT_SOLIDS	82.9			88.4			86.5			74.5		
	DUP_OF												
PARAMETER		RESULT	VQL	QLCD	RESULT	VQL	QLCD	RESULT	VQL	QLCD	RESULT	VQL	QLCD
AROCLOR-1016		150	U		14	U		69	U		16	U	
AROCLOR-1221		200	U		18	U		91	U		21	U	
AROCLOR-1232		240	U		23	U		110	U		27	U	
AROCLOR-1242		130	U		13	U		63	U		15	U	
AROCLOR-1248		98	U		9.1	U		46	U		11	U	
AROCLOR-1254		2500	J	Q	16	U		190	J	Q	19	U	
AROCLOR-1260		110	U		20	J	P	51	U		69	J	Q
AROCLOR-1262													

PROJ_NO: 05482	NSAMPLE	DR-SB-233-0-3			DR-SB-233-24-27			DR-SB-233-36-39			DR-SB-233-48-51		
SDG: 240-49697-1	LAB_ID	240-49697-41			240-49697-42			240-49697-43			240-49697-44		
FRACTION: PCB	SAMP_DATE	4/21/2015			4/21/2015			4/21/2015			4/21/2015		
MEDIA: SOIL	QC_TYPE	NM			NM			NM			NM		
	UNITS	UG/KG			UG/KG			UG/KG			UG/KG		
	PCT_SOLIDS	79.9			88.7			83.1			89.5		
	DUP_OF												
PARAMETER		RESULT	VQL	QLCD	RESULT	VQL	QLCD	RESULT	VQL	QLCD	RESULT	VQL	QLCD
AROCLOR-1016		76	U		14	U		14	U		13	U	
AROCLOR-1221		100	U		18	U		19	U		18	U	
AROCLOR-1232		130	U		23	U		24	U		22	U	
AROCLOR-1242		660	J	Q	13	U		13	U		12	U	
AROCLOR-1248		51	U		9.1	U		9.6	U		8.9	U	
AROCLOR-1254		840	J	Q	16	U		170			150	J	Q
AROCLOR-1260		57	U		11	J	P	11	U		10	U	
AROCLOR-1262													

PROJ_NO: 05482	NSAMPLE	DR-SB-234-0-3			DR-SB-234-24-27			DR-SB-234-36-39			DR-SB-234-48-51		
SDG: 240-49697-1	LAB_ID	240-49697-33			240-49697-34			240-49697-35			240-49697-36		
FRACTION: PCB	SAMP_DATE	4/21/2015			4/21/2015			4/21/2015			4/21/2015		
MEDIA: SOIL	QC_TYPE	NM			NM			NM			NM		
	UNITS	UG/KG			UG/KG			UG/KG			UG/KG		
	PCT_SOLIDS	83.6			86.7			93.9			84.4		
	DUP_OF												
PARAMETER		RESULT	VQL	QLCD	RESULT	VQL	QLCD	RESULT	VQL	QLCD	RESULT	VQL	QLCD
AROCLOR-1016		15	U		14	U		13	U		14	U	
AROCLOR-1221		19	U		18	U		17	U		19	U	
AROCLOR-1232		24	U		23	U		21	U		24	U	
AROCLOR-1242		13	U		13	U		12	U		13	U	
AROCLOR-1248		9.7	U		9.1	U		8.6	U		9.5	U	
AROCLOR-1254		17	U		120	J	Q	15	U		50	J	Q
AROCLOR-1260		110	J	D	10	U		46	J	Q	11	U	
AROCLOR-1262													

PROJ_NO: 05482	NSAMPLE	DR-SB-235-0-3			DR-SB-235-24-27			DR-SB-235-36-39			DR-SB-235-48-51		
SDG: 240-49697-1	LAB_ID	240-49697-5			240-49697-6			240-49697-7			240-49697-8		
FRACTION: PCB	SAMP_DATE	4/21/2015			4/21/2015			4/21/2015			4/21/2015		
MEDIA: SOIL	QC_TYPE	NM			NM			NM			NM		
	UNITS	UG/KG			UG/KG			UG/KG			UG/KG		
	PCT_SOLIDS	80.0			86.8			84.8			85.4		
	DUP_OF												
PARAMETER		RESULT	VQL	QLCD	RESULT	VQL	QLCD	RESULT	VQL	QLCD	RESULT	VQL	QLCD
AROCLOR-1016		15	U		14	U		14	U		14	U	
AROCLOR-1221		20	U		19	U		19	U		19	U	
AROCLOR-1232		25	U		23	U		24	U		23	U	
AROCLOR-1242		14	U		13	U		13	U		13	U	
AROCLOR-1248		10	U		9.3	U		9.5	U		9.4	U	
AROCLOR-1254		67	J	Q	38			63			16	U	
AROCLOR-1260		11	U		10	U		11	U		11	U	
AROCLOR-1262													

PROJ_NO: 05482	NSAMPLE	DR-SB-236-0-3			DR-SB-236-24-27			DR-SB-236-36-39			DR-SB-236-48-51		
SDG: 240-49697-1	LAB_ID	240-49697-77			240-49697-78			240-49697-79			240-49697-80		
FRACTION: PCB	SAMP_DATE	4/22/2015			4/22/2015			4/22/2015			4/22/2015		
MEDIA: SOIL	QC_TYPE	NM			NM			NM			NM		
	UNITS	UG/KG			UG/KG			UG/KG			UG/KG		
	PCT_SOLIDS	79.4			81.9			84.4			88.4		
	DUP_OF												
PARAMETER		RESULT	VQL	QLCD	RESULT	VQL	QLCD	RESULT	VQL	QLCD	RESULT	VQL	QLCD
AROCLOR-1016		15	U		15	U		28	U		14	U	
AROCLOR-1221		20	U		19	U		37	U		18	U	
AROCLOR-1232		25	U		24	U		47	U		23	U	
AROCLOR-1242		14	U		13	U		26	U		12	U	
AROCLOR-1248		10	U		9.7	U		19	U		9	U	
AROCLOR-1254		18	U		17	U		33	U		16	U	
AROCLOR-1260		27	J	P	11	U		21	U		11	J	P
AROCLOR-1262													

PROJ_NO: 05482	NSAMPLE	DR-SB-237-0-3			DR-SB-237-24-27			DR-SB-237-36-39			DR-SB-237-48-51		
SDG: 240-49697-1	LAB_ID	240-49697-61			240-49697-62			240-49697-63			240-49697-64		
FRACTION: PCB	SAMP_DATE	4/21/2015			4/21/2015			4/21/2015			4/21/2015		
MEDIA: SOIL	QC_TYPE	NM			NM			NM			NM		
	UNITS	UG/KG			UG/KG			UG/KG			UG/KG		
	PCT_SOLIDS	81.3			79.1			86.1			85.4		
	DUP_OF												
PARAMETER		RESULT	VQL	QLCD	RESULT	VQL	QLCD	RESULT	VQL	QLCD	RESULT	VQL	QLCD
AROCLOR-1016		15	U		15	U		14	U		14	U	
AROCLOR-1221		19	U		20	U		19	U		19	U	
AROCLOR-1232		24	U		25	U		23	U		24	U	
AROCLOR-1242		13	U		14	U		13	U		13	U	
AROCLOR-1248		9.7	U		10	U		9.3	U		9.5	U	
AROCLOR-1254		17	U		18	U		16	U		17	U	
AROCLOR-1260		46	J	QR	130	J	Q	10	U		45		
AROCLOR-1262													

PROJ_NO: 05482	NSAMPLE	DR-SB-238-0-3			DR-SB-238-24-27			DR-SB-238-36-39			DR-SB-238-48-51		
SDG: 240-49697-1	LAB_ID	240-49697-29			240-49697-30			240-49697-31			240-49697-32		
FRACTION: PCB	SAMP_DATE	4/21/2015			4/21/2015			4/21/2015			4/21/2015		
MEDIA: SOIL	QC_TYPE	NM			NM			NM			NM		
	UNITS	UG/KG			UG/KG			UG/KG			UG/KG		
	PCT_SOLIDS	80.3			80.1			81.0			81.2		
	DUP_OF												
PARAMETER		RESULT	VQL	QLCD	RESULT	VQL	QLCD	RESULT	VQL	QLCD	RESULT	VQL	QLCD
AROCLOR-1016		75	U		15	U		15	U		75	U	
AROCLOR-1221		100	U		20	U		20	U		100	U	
AROCLOR-1232		120	U		25	U		25	U		130	U	
AROCLOR-1242		69	U		14	U		300	J	Q	520		
AROCLOR-1248		95	J	P	10	U		9.9	U		50	U	
AROCLOR-1254		87	U		120	J	Q	110	J	Q	600		
AROCLOR-1260		220			11	U		11	U		56	U	
AROCLOR-1262													

PROJ_NO: 05482	NSAMPLE	DR-SB-239-0-3			DR-SB-239-24-27			DR-SB-239-36-39			DR-SB-239-48-51		
SDG: 240-49697-1	LAB_ID	240-49697-9			240-49697-10			240-49697-11			240-49697-12		
FRACTION: PCB	SAMP_DATE	4/21/2015			4/21/2015			4/21/2015			4/21/2015		
MEDIA: SOIL	QC_TYPE	NM			NM			NM			NM		
	UNITS	UG/KG			UG/KG			UG/KG			UG/KG		
	PCT_SOLIDS	84.3			82.7			83.9			77.2		
	DUP_OF												
PARAMETER		RESULT	VQL	QLCD	RESULT	VQL	QLCD	RESULT	VQL	QLCD	RESULT	VQL	QLCD
AROCLOR-1016		14	U		15	U		14	U		16	U	
AROCLOR-1221		19	U		19	U		19	U		21	U	
AROCLOR-1232		23	U		24	U		24	U		26	U	
AROCLOR-1242		160	J	Q	45	J	Q	13	U		14	U	
AROCLOR-1248		9.4	U		9.7	U		9.5	U		10	U	
AROCLOR-1254		230	J	Q	17	U		17	U		60	J	Q
AROCLOR-1260		11	U		210	J	Q	66			12	U	
AROCLOR-1262													

PROJ_NO: 05482	NSAMPLE	DR-SB-240-0-3			DR-SB-240-24-27			DR-SB-240-36-39			DR-SB-240-48-51		
SDG: 240-49697-1	LAB_ID	240-49697-81			240-49697-82			240-49697-83			240-49697-84		
FRACTION: PCB	SAMP_DATE	4/22/2015			4/22/2015			4/22/2015			4/22/2015		
MEDIA: SOIL	QC_TYPE	NM			NM			NM			NM		
	UNITS	UG/KG			UG/KG			UG/KG			UG/KG		
	PCT_SOLIDS	69.7			84.0			83.8			78.1		
	DUP_OF												
PARAMETER		RESULT	VQL	QLCD	RESULT	VQL	QLCD	RESULT	VQL	QLCD	RESULT	VQL	QLCD
AROCLOR-1016		17	U		14	U		29	U		15	U	
AROCLOR-1221		23	U		19	U		38	U		20	U	
AROCLOR-1232		29	U		24	U		48	U		25	U	
AROCLOR-1242		16	U		13	U		26	U		14	U	
AROCLOR-1248		11	U		9.5	U		19	U		10	U	
AROCLOR-1254		180	J	Q	52	J	Q	33	U		61	J	Q
AROCLOR-1260		13	U		11	U		21	U		11	U	
AROCLOR-1262													

PROJ_NO: 05482	NSAMPLE	DR-SB-241-0-3			DR-SB-241-24-27			DR-SB-241-36-39			DR-SB-241-48-51		
SDG: 240-49697-1	LAB_ID	240-49697-57			240-49697-58			240-49697-59			240-49697-60		
FRACTION: PCB	SAMP_DATE	4/21/2015			4/21/2015			4/21/2015			4/22/2015		
MEDIA: SOIL	QC_TYPE	NM			NM			NM			NM		
	UNITS	UG/KG			UG/KG			UG/KG			UG/KG		
	PCT_SOLIDS	78.8			82.0			84.9			85.1		
	DUP_OF												
PARAMETER		RESULT	VQL	QLCD	RESULT	VQL	QLCD	RESULT	VQL	QLCD	RESULT	VQL	QLCD
AROCLOR-1016		76	U		15	U		14	U		14	U	
AROCLOR-1221		100	U		19	U		19	U		19	U	
AROCLOR-1232		130	U		24	U		24	U		23	U	
AROCLOR-1242		70	U		13	U		13	U		13	U	
AROCLOR-1248		290	J	QR	9.7	U		9.4	U		9.4	U	
AROCLOR-1254		89	U		17	U		16	U		16	U	
AROCLOR-1260		240	J	QR	22	J	P	22	J	P	110	J	R
AROCLOR-1262													

PROJ_NO: 05482	NSAMPLE	DR-SB-242-0-3			DR-SB-242-24-27			DR-SB-242-36-39			DR-SB-242-48-51		
SDG: 240-49697-1	LAB_ID	240-49697-49			240-49697-50			240-49697-51			240-49697-52		
FRACTION: PCB	SAMP_DATE	4/21/2015			4/21/2015			4/21/2015			4/21/2015		
MEDIA: SOIL	QC_TYPE	NM			NM			NM			NM		
	UNITS	UG/KG			UG/KG			UG/KG			UG/KG		
	PCT_SOLIDS	83.4			82.0			88.2			83.4		
	DUP_OF												
PARAMETER		RESULT	VQL	QLCD	RESULT	VQL	QLCD	RESULT	VQL	QLCD	RESULT	VQL	QLCD
AROCLOR-1016		1400	U		15	U		6800	U		14	U	
AROCLOR-1221		1900	U		19	U		9100	U		19	U	
AROCLOR-1232		2400	U		24	U		11000	U		24	U	
AROCLOR-1242		1300	U		13	U		6300	U		13	U	
AROCLOR-1248		20000	J	Q	9.7	U		51000	J	Q	55	J	Q
AROCLOR-1254		1700	U		17	U		8000	U		17	U	
AROCLOR-1260		1600	J	PQ	11	U		6400	J	PQ	11	U	
AROCLOR-1262													

PROJ_NO: 05482	NSAMPLE	DR-SB-243-0-3			DR-SB-243-24-27			DR-SB-243-36-39			DR-SB-243-48-51		
SDG: 240-49697-1	LAB_ID	240-49697-21			240-49697-22			240-49697-23			240-49697-24		
FRACTION: PCB	SAMP_DATE	4/21/2015			4/21/2015			4/21/2015			4/21/2015		
MEDIA: SOIL	QC_TYPE	NM			NM			NM			NM		
	UNITS	UG/KG			UG/KG			UG/KG			UG/KG		
	PCT_SOLIDS	80.1			88.3			77.3			77.5		
	DUP_OF												
PARAMETER		RESULT	VQL	QLCD	RESULT	VQL	QLCD	RESULT	VQL	QLCD	RESULT	VQL	QLCD
AROCLOR-1016		30	U		14	U		15	U		16	U	
AROCLOR-1221		40	U		18	U		21	U		21	U	
AROCLOR-1232		49	U		23	U		26	U		26	U	
AROCLOR-1242		27	U		12	U		14	U		14	U	
AROCLOR-1248		20	U		9.1	U		10	U		36	J	P
AROCLOR-1254		350			54			110			18	U	
AROCLOR-1260		22	U		10	U		12	U		18	J	P
AROCLOR-1262													

PROJ_NO: 05482	NSAMPLE	DR-SB-244-0-3			DR-SB-244-24-27			DR-SB-244-36-39			DR-SB-244-48-51		
SDG: 240-49697-1	LAB_ID	240-49697-13			240-49697-14			240-49697-15			240-49697-16		
FRACTION: PCB	SAMP_DATE	4/21/2015			4/21/2015			4/21/2015			4/21/2015		
MEDIA: SOIL	QC_TYPE	NM			NM			NM			NM		
	UNITS	UG/KG			UG/KG			UG/KG			UG/KG		
	PCT_SOLIDS	77.0			81.9			82.1			83.1		
	DUP_OF												
PARAMETER		RESULT	VQL	QLCD	RESULT	VQL	QLCD	RESULT	VQL	QLCD	RESULT	VQL	QLCD
AROCLOR-1016		15	U		73	U		15	U		14	U	
AROCLOR-1221		21	U		97	U		20	U		19	U	
AROCLOR-1232		26	U		120	U		25	U		24	U	
AROCLOR-1242		14	U		67	U		14	U		13	U	
AROCLOR-1248		10	U		48	U		9.8	U		9.6	U	
AROCLOR-1254		88			370			17	U		48	J	Q
AROCLOR-1260		12	U		55	U		74	J	Q	11	U	
AROCLOR-1262													

PROJ_NO: 05482	NSAMPLE	DR-SB-245-0-3			DR-SB-245-24-27			DR-SB-245-36-39			DR-SB-245-48-51		
SDG: 240-49697-1	LAB_ID	240-49697-85			240-49697-86			240-49697-87			240-49697-88		
FRACTION: PCB	SAMP_DATE	4/22/2015			4/22/2015			4/22/2015			4/22/2015		
MEDIA: SOIL	QC_TYPE	NM			NM			NM			NM		
	UNITS	UG/KG			UG/KG			UG/KG			UG/KG		
	PCT_SOLIDS	74.6			83.8			84.9			83.5		
	DUP_OF												
PARAMETER		RESULT	VQL	QLCD	RESULT	VQL	QLCD	RESULT	VQL	QLCD	RESULT	VQL	QLCD
AROCLOR-1016		16	U		14	U		14	U		72	U	
AROCLOR-1221		21	U		19	U		19	U		96	U	
AROCLOR-1232		27	U		24	U		24	U		120	U	
AROCLOR-1242		15	U		13	U		13	U		66	U	
AROCLOR-1248		11	U		9.6	U		9.5	U		48	U	
AROCLOR-1254		100	J	Q	33	J	PQ	130	J	Q	120	J	P
AROCLOR-1260		12	U		11	U		11	U		54	U	
AROCLOR-1262													

PROJ_NO: 05482	NSAMPLE	DR-SB-246-0-3			DR-SB-246-24-27			DR-SB-246-36-39			DR-SB-246-48-51		
SDG: 240-49697-1	LAB_ID	240-49697-73			240-49697-74			240-49697-75			240-49697-76		
FRACTION: PCB	SAMP_DATE	4/22/2015			4/22/2015			4/22/2015			4/22/2015		
MEDIA: SOIL	QC_TYPE	NM			NM			NM			NM		
	UNITS	UG/KG			UG/KG			UG/KG			UG/KG		
	PCT_SOLIDS	83.5			88.0			83.4			85.8		
	DUP_OF												
PARAMETER		RESULT	VQL	QLCD	RESULT	VQL	QLCD	RESULT	VQL	QLCD	RESULT	VQL	QLCD
AROCLOR-1016		1400	U		140	U		71	U		28	U	
AROCLOR-1221		1900	U		180	U		95	U		37	U	
AROCLOR-1232		2400	U		230	U		120	U		47	U	
AROCLOR-1242		1300	U		130	U		65	U		26	U	
AROCLOR-1248		960	U		91	U		48	U		19	U	
AROCLOR-1254		14000			1700			83	U		33	U	
AROCLOR-1260		1100	U		100	U		54	U		21	U	
AROCLOR-1262													

PROJ_NO: 05482	NSAMPLE	DR-SB-247-0-3			DR-SB-247-24-27			DR-SB-247-36-39			DR-SB-247-48-51		
SDG: 240-49697-1	LAB_ID	240-49697-53			240-49697-54			240-49697-55			240-49697-56		
FRACTION: PCB	SAMP_DATE	4/21/2015			4/21/2015			4/21/2015			4/22/2015		
MEDIA: SOIL	QC_TYPE	NM			NM			NM			NM		
	UNITS	UG/KG			UG/KG			UG/KG			UG/KG		
	PCT_SOLIDS	80.8			85.1			85.7			82.5		
	DUP_OF												
PARAMETER		RESULT	VQL	QLCD	RESULT	VQL	QLCD	RESULT	VQL	QLCD	RESULT	VQL	QLCD
AROCLOR-1016		15	U		14	U		70	U		15	U	
AROCLOR-1221		20	U		19	U		93	U		19	U	
AROCLOR-1232		25	U		24	U		120	U		24	U	
AROCLOR-1242		14	U		13	U		64	U		13	U	
AROCLOR-1248		9.9	U		9.4	U		47	U		9.7	U	
AROCLOR-1254		17	U		170	J	QR	570	J	Q	45	J	Q
AROCLOR-1260		35	J	P	11	U		53	U		11	U	
AROCLOR-1262													

PROJ_NO: 05482	NSAMPLE	DR-SB-248-0-3			DR-SB-248-24-27			DR-SB-248-36-39			DR-SB-248-48-51		
SDG: 240-49697-1	LAB_ID	240-49697-25			240-49697-26			240-49697-27			240-49697-28		
FRACTION: PCB	SAMP_DATE	4/21/2015			4/21/2015			4/21/2015			4/21/2015		
MEDIA: SOIL	QC_TYPE	NM			NM			NM			NM		
	UNITS	UG/KG			UG/KG			UG/KG			UG/KG		
	PCT_SOLIDS	81.2			86.2			87.0			83.1		
	DUP_OF												
PARAMETER		RESULT	VQL	QLCD	RESULT	VQL	QLCD	RESULT	VQL	QLCD	RESULT	VQL	QLCD
AROCLOR-1016		15	U		14	U		14	U		15	U	
AROCLOR-1221		20	U		19	U		19	U		19	U	
AROCLOR-1232		25	U		23	U		23	U		24	U	
AROCLOR-1242		14	U		13	U		13	U		13	U	
AROCLOR-1248		10	U		9.3	U		9.3	U		9.7	U	
AROCLOR-1254		85			16	U		16	U		17	U	
AROCLOR-1260		11	U		18	J	P	10	U		11	U	
AROCLOR-1262													

PROJ_NO: 05482	NSAMPLE	DR-SB-249-0-3			DR-SB-249-24-27			DR-SB-249-36-39			DR-SB-249-48-51		
SDG: 240-49697-1	LAB_ID	240-49697-17			240-49697-18			240-49697-19			240-49697-20		
FRACTION: PCB	SAMP_DATE	4/21/2015			4/21/2015			4/21/2015			4/21/2015		
MEDIA: SOIL	QC_TYPE	NM			NM			NM			NM		
	UNITS	UG/KG			UG/KG			UG/KG			UG/KG		
	PCT_SOLIDS	82.6			81.4			84.9			81.2		
	DUP_OF												
PARAMETER		RESULT	VQL	QLCD	RESULT	VQL	QLCD	RESULT	VQL	QLCD	RESULT	VQL	QLCD
AROCLOR-1016		73	U		74	U		14	U		74	U	
AROCLOR-1221		97	U		98	U		19	U		99	U	
AROCLOR-1232		120	U		120	U		24	U		120	U	
AROCLOR-1242		67	U		67	U		13	U		68	U	
AROCLOR-1248		49	U		49	U		9.4	U		50	U	
AROCLOR-1254		320			350			110			330		
AROCLOR-1260		55	U		55	U		11	U		56	U	
AROCLOR-1262													

PROJ_NO: 05482	NSAMPLE	DR-WC-S-TP80		
SDG: 240-49697-1	LAB_ID	240-49697-97		
FRACTION: PCB	SAMP_DATE	4/22/2015		
MEDIA: SOIL	QC_TYPE	NM		
	UNITS	UG/KG		
	PCT_SOLIDS	83.7		
	DUP_OF			
PARAMETER		RESULT	VQL	QLCD
AROCLOR-1016		71	U	
AROCLOR-1221		95	U	
AROCLOR-1232		120	U	
AROCLOR-1242		910		
AROCLOR-1248		48	U	
AROCLOR-1254		83	U	
AROCLOR-1260		53	U	
AROCLOR-1262		540		

Appendix B

Results as Reported by the Laboratory

Client Sample Results

Client: Tetra Tech, Inc.
Project/Site: MSA DRA PCB

TestAmerica Job ID: 240-49697-1

Client Sample ID: DR-SB-230-0-3

Lab Sample ID: 240-49697-1
Date Collected: 04/21/15 09:32
Matrix: Solid
Date Received: 04/23/15 09:30
Percent Solids: 75.7

Method: 8082A - Polychlorinated Biphenyls (PCBs) by Gas Chromatography

Analyte	Result	Qualifier	RL	MDL	Unit	D	Prepared	Analyzed	Dil Fac
Aroclor-1016	16	U	43	16	ug/Kg	☼	04/28/15 07:48	04/30/15 23:05	1
Aroclor-1221	21	U	43	21	ug/Kg	☼	04/28/15 07:48	04/30/15 23:05	1
Aroclor-1232	26	U	43	26	ug/Kg	☼	04/28/15 07:48	04/30/15 23:05	1
Aroclor-1242	14	U	43	14	ug/Kg	☼	04/28/15 07:48	04/30/15 23:05	1
Aroclor-1248	10	U	43	10	ug/Kg	☼	04/28/15 07:48	04/30/15 23:05	1
Aroclor-1254	18	U	43	18	ug/Kg	☼	04/28/15 07:48	04/30/15 23:05	1
Aroclor-1260	**40**	**J**	43	12	ug/Kg	☼	04/28/15 07:48	04/30/15 23:05	1

Surrogate	*%Recovery*	*Qualifier*	*Limits*	*Prepared*	*Analyzed*	*Dil Fac*
Tetrachloro-m-xylene	*22*	*X*	*29 - 151*	*04/28/15 07:48*	*04/30/15 23:05*	*1*
DCB Decachlorobiphenyl	*34*		*14 - 163*	*04/28/15 07:48*	*04/30/15 23:05*	*1*

Client Sample ID: DR-SB-230-24-27

Lab Sample ID: 240-49697-2
Date Collected: 04/21/15 09:33
Matrix: Solid
Date Received: 04/23/15 09:30
Percent Solids: 82.3

Method: 8082A - Polychlorinated Biphenyls (PCBs) by Gas Chromatography

Analyte	Result	Qualifier	RL	MDL	Unit	D	Prepared	Analyzed	Dil Fac
Aroclor-1016	15	U	40	15	ug/Kg	☼	04/28/15 07:48	04/30/15 23:22	1
Aroclor-1221	19	U	40	19	ug/Kg	☼	04/28/15 07:48	04/30/15 23:22	1
Aroclor-1232	24	U	40	24	ug/Kg	☼	04/28/15 07:48	04/30/15 23:22	1
Aroclor-1242	13	U	40	13	ug/Kg	☼	04/28/15 07:48	04/30/15 23:22	1
Aroclor-1248	9.7	U	40	9.7	ug/Kg	☼	04/28/15 07:48	04/30/15 23:22	1
Aroclor-1254	17	U	40	17	ug/Kg	☼	04/28/15 07:48	04/30/15 23:22	1
Aroclor-1260	**43**		40	11	ug/Kg	☼	04/28/15 07:48	04/30/15 23:22	1

Surrogate	*%Recovery*	*Qualifier*	*Limits*	*Prepared*	*Analyzed*	*Dil Fac*
Tetrachloro-m-xylene	*71*		*29 - 151*	*04/28/15 07:48*	*04/30/15 23:22*	*1*
DCB Decachlorobiphenyl	*83*		*14 - 163*	*04/28/15 07:48*	*04/30/15 23:22*	*1*

Client Sample ID: DR-SB-230-36-39

Lab Sample ID: 240-49697-3
Date Collected: 04/21/15 09:34
Matrix: Solid
Date Received: 04/23/15 09:30
Percent Solids: 87.0

Method: 8082A - Polychlorinated Biphenyls (PCBs) by Gas Chromatography

Analyte	Result	Qualifier	RL	MDL	Unit	D	Prepared	Analyzed	Dil Fac
Aroclor-1016	27	U	76	27	ug/Kg	☼	04/28/15 07:48	05/05/15 21:33	2
Aroclor-1221	37	U	76	37	ug/Kg	☼	04/28/15 07:48	05/05/15 21:33	2
Aroclor-1232	46	U	76	46	ug/Kg	☼	04/28/15 07:48	05/05/15 21:33	2
Aroclor-1242	25	U	76	25	ug/Kg	☼	04/28/15 07:48	05/05/15 21:33	2
Aroclor-1248	18	U	76	18	ug/Kg	☼	04/28/15 07:48	05/05/15 21:33	2
Aroclor-1254	32	U	76	32	ug/Kg	☼	04/28/15 07:48	05/05/15 21:33	2
Aroclor-1260	21	U	76	21	ug/Kg	☼	04/28/15 07:48	05/05/15 21:33	2

Surrogate	*%Recovery*	*Qualifier*	*Limits*	*Prepared*	*Analyzed*	*Dil Fac*
Tetrachloro-m-xylene	*51*		*29 - 151*	*04/28/15 07:48*	*05/05/15 21:33*	*2*
DCB Decachlorobiphenyl	*62*		*14 - 163*	*04/28/15 07:48*	*05/05/15 21:33*	*2*

Client Sample Results

Client: Tetra Tech, Inc.
Project/Site: MSA DRA PCB

TestAmerica Job ID: 240-49697-1

Client Sample ID: DR-SB-230-48-51 — Lab Sample ID: 240-49697-4

Date Collected: 04/21/15 09:35 — **Matrix: Solid**
Date Received: 04/23/15 09:30 — **Percent Solids: 85.4**

Method: 8082A - Polychlorinated Biphenyls (PCBs) by Gas Chromatography

Analyte	Result	Qualifier	RL	MDL	Unit	D	Prepared	Analyzed	Dil Fac
Aroclor-1016	14	U	39	14	ug/Kg	☼	04/28/15 07:48	05/01/15 00:27	1
Aroclor-1221	19	U	39	19	ug/Kg	☼	04/28/15 07:48	05/01/15 00:27	1
Aroclor-1232	24	U	39	24	ug/Kg	☼	04/28/15 07:48	05/01/15 00:27	1
Aroclor-1242	13	U	39	13	ug/Kg	☼	04/28/15 07:48	05/01/15 00:27	1
Aroclor-1248	9.4	U	39	9.4	ug/Kg	☼	04/28/15 07:48	05/01/15 00:27	1
Aroclor-1254	**17**	**J**	39	16	ug/Kg	☼	04/28/15 07:48	05/01/15 00:27	1
Aroclor-1260	11	U	39	11	ug/Kg	☼	04/28/15 07:48	05/01/15 00:27	1

Surrogate	*%Recovery*	*Qualifier*	*Limits*	*Prepared*	*Analyzed*	*Dil Fac*
Tetrachloro-m-xylene	*51*		*29 - 151*	*04/28/15 07:48*	*05/01/15 00:27*	*1*
DCB Decachlorobiphenyl	*54*		*14 - 163*	*04/28/15 07:48*	*05/01/15 00:27*	*1*

Client Sample ID: DR-SB-235-0-3 — Lab Sample ID: 240-49697-5

Date Collected: 04/21/15 09:52 — **Matrix: Solid**
Date Received: 04/23/15 09:30 — **Percent Solids: 80.0**

Method: 8082A - Polychlorinated Biphenyls (PCBs) by Gas Chromatography

Analyte	Result	Qualifier	RL	MDL	Unit	D	Prepared	Analyzed	Dil Fac
Aroclor-1016	15	U	41	15	ug/Kg	☼	04/28/15 07:48	05/01/15 00:44	1
Aroclor-1221	20	U	41	20	ug/Kg	☼	04/28/15 07:48	05/01/15 00:44	1
Aroclor-1232	25	U	41	25	ug/Kg	☼	04/28/15 07:48	05/01/15 00:44	1
Aroclor-1242	14	U	41	14	ug/Kg	☼	04/28/15 07:48	05/01/15 00:44	1
Aroclor-1248	10	U	41	10	ug/Kg	☼	04/28/15 07:48	05/01/15 00:44	1
Aroclor-1254	**67**		41	17	ug/Kg	☼	04/28/15 07:48	05/01/15 00:44	1
Aroclor-1260	11	U	41	11	ug/Kg	☼	04/28/15 07:48	05/01/15 00:44	1

Surrogate	*%Recovery*	*Qualifier*	*Limits*	*Prepared*	*Analyzed*	*Dil Fac*
Tetrachloro-m-xylene	*61*		*29 - 151*	*04/28/15 07:48*	*05/01/15 00:44*	*1*
DCB Decachlorobiphenyl	*73*		*14 - 163*	*04/28/15 07:48*	*05/01/15 00:44*	*1*

Client Sample ID: DR-SB-235-24-27 — Lab Sample ID: 240-49697-6

Date Collected: 04/21/15 09:53 — **Matrix: Solid**
Date Received: 04/23/15 09:30 — **Percent Solids: 86.8**

Method: 8082A - Polychlorinated Biphenyls (PCBs) by Gas Chromatography

Analyte	Result	Qualifier	RL	MDL	Unit	D	Prepared	Analyzed	Dil Fac
Aroclor-1016	14	U	38	14	ug/Kg	☼	04/28/15 07:48	05/01/15 01:00	1
Aroclor-1221	19	U	38	19	ug/Kg	☼	04/28/15 07:48	05/01/15 01:00	1
Aroclor-1232	23	U	38	23	ug/Kg	☼	04/28/15 07:48	05/01/15 01:00	1
Aroclor-1242	13	U	38	13	ug/Kg	☼	04/28/15 07:48	05/01/15 01:00	1
Aroclor-1248	9.3	U	38	9.3	ug/Kg	☼	04/28/15 07:48	05/01/15 01:00	1
Aroclor-1254	**38**		38	16	ug/Kg	☼	04/28/15 07:48	05/01/15 01:00	1
Aroclor-1260	10	U	38	10	ug/Kg	☼	04/28/15 07:48	05/01/15 01:00	1

Surrogate	*%Recovery*	*Qualifier*	*Limits*	*Prepared*	*Analyzed*	*Dil Fac*
Tetrachloro-m-xylene	*67*		*29 - 151*	*04/28/15 07:48*	*05/01/15 01:00*	*1*
DCB Decachlorobiphenyl	*84*		*14 - 163*	*04/28/15 07:48*	*05/01/15 01:00*	*1*

Client Sample Results

Client: Tetra Tech, Inc.
Project/Site: MSA DRA PCB

TestAmerica Job ID: 240-49697-1

Client Sample ID: DR-SB-235-36-39 — Lab Sample ID: 240-49697-7

Date Collected: 04/21/15 09:54 — **Matrix: Solid**
Date Received: 04/23/15 09:30 — **Percent Solids: 84.8**

Method: 8082A - Polychlorinated Biphenyls (PCBs) by Gas Chromatography

Analyte	Result	Qualifier	RL	MDL	Unit	D	Prepared	Analyzed	Dil Fac
Aroclor-1016	14	U	39	14	ug/Kg	☼	04/28/15 07:48	05/01/15 01:17	1
Aroclor-1221	19	U	39	19	ug/Kg	☼	04/28/15 07:48	05/01/15 01:17	1
Aroclor-1232	24	U	39	24	ug/Kg	☼	04/28/15 07:48	05/01/15 01:17	1
Aroclor-1242	13	U	39	13	ug/Kg	☼	04/28/15 07:48	05/01/15 01:17	1
Aroclor-1248	9.5	U	39	9.5	ug/Kg	☼	04/28/15 07:48	05/01/15 01:17	1
Aroclor-1254	**63**		39	17	ug/Kg	☼	04/28/15 07:48	05/01/15 01:17	1
Aroclor-1260	11	U	39	11	ug/Kg	☼	04/28/15 07:48	05/01/15 01:17	1

Surrogate	*%Recovery*	*Qualifier*	*Limits*	*Prepared*	*Analyzed*	*Dil Fac*
Tetrachloro-m-xylene	*73*		*29 - 151*	*04/28/15 07:48*	*05/01/15 01:17*	*1*
DCB Decachlorobiphenyl	*97*		*14 - 163*	*04/28/15 07:48*	*05/01/15 01:17*	*1*

Client Sample ID: DR-SB-235-48-51 — Lab Sample ID: 240-49697-8

Date Collected: 04/21/15 09:55 — **Matrix: Solid**
Date Received: 04/23/15 09:30 — **Percent Solids: 85.4**

Method: 8082A - Polychlorinated Biphenyls (PCBs) by Gas Chromatography

Analyte	Result	Qualifier	RL	MDL	Unit	D	Prepared	Analyzed	Dil Fac
Aroclor-1016	14	U	39	14	ug/Kg	☼	04/28/15 07:48	05/01/15 01:33	1
Aroclor-1221	19	U	39	19	ug/Kg	☼	04/28/15 07:48	05/01/15 01:33	1
Aroclor-1232	23	U	39	23	ug/Kg	☼	04/28/15 07:48	05/01/15 01:33	1
Aroclor-1242	13	U	39	13	ug/Kg	☼	04/28/15 07:48	05/01/15 01:33	1
Aroclor-1248	9.4	U	39	9.4	ug/Kg	☼	04/28/15 07:48	05/01/15 01:33	1
Aroclor-1254	16	U	39	16	ug/Kg	☼	04/28/15 07:48	05/01/15 01:33	1
Aroclor-1260	11	U	39	11	ug/Kg	☼	04/28/15 07:48	05/01/15 01:33	1

Surrogate	*%Recovery*	*Qualifier*	*Limits*	*Prepared*	*Analyzed*	*Dil Fac*
Tetrachloro-m-xylene	*51*		*29 - 151*	*04/28/15 07:48*	*05/01/15 01:33*	*1*
DCB Decachlorobiphenyl	*53*		*14 - 163*	*04/28/15 07:48*	*05/01/15 01:33*	*1*

Client Sample ID: DR-SB-239-0-3 — Lab Sample ID: 240-49697-9

Date Collected: 04/21/15 10:27 — **Matrix: Solid**
Date Received: 04/23/15 09:30 — **Percent Solids: 84.3**

Method: 8082A - Polychlorinated Biphenyls (PCBs) by Gas Chromatography

Analyte	Result	Qualifier	RL	MDL	Unit	D	Prepared	Analyzed	Dil Fac
Aroclor-1016	14	U	39	14	ug/Kg	☼	04/28/15 07:48	05/01/15 01:50	1
Aroclor-1221	19	U	39	19	ug/Kg	☼	04/28/15 07:48	05/01/15 01:50	1
Aroclor-1232	23	U	39	23	ug/Kg	☼	04/28/15 07:48	05/01/15 01:50	1
Aroclor-1242	**160**		39	13	ug/Kg	☼	04/28/15 07:48	05/01/15 01:50	1
Aroclor-1248	9.4	U	39	9.4	ug/Kg	☼	04/28/15 07:48	05/01/15 01:50	1
Aroclor-1254	**230**		39	16	ug/Kg	☼	04/28/15 07:48	05/01/15 01:50	1
Aroclor-1260	11	U	39	11	ug/Kg	☼	04/28/15 07:48	05/01/15 01:50	1

Surrogate	*%Recovery*	*Qualifier*	*Limits*	*Prepared*	*Analyzed*	*Dil Fac*
Tetrachloro-m-xylene	*56*		*29 - 151*	*04/28/15 07:48*	*05/01/15 01:50*	*1*
DCB Decachlorobiphenyl	*58*		*14 - 163*	*04/28/15 07:48*	*05/01/15 01:50*	*1*

Client Sample Results

Client: Tetra Tech, Inc.
Project/Site: MSA DRA PCB

TestAmerica Job ID: 240-49697-1

Client Sample ID: DR-SB-239-24-27 — Lab Sample ID: 240-49697-10

Date Collected: 04/21/15 10:28 — **Matrix: Solid**
Date Received: 04/23/15 09:30 — **Percent Solids: 82.7**

Method: 8082A - Polychlorinated Biphenyls (PCBs) by Gas Chromatography

Analyte	Result	Qualifier	RL	MDL	Unit	D	Prepared	Analyzed	Dil Fac
Aroclor-1016	15	U	40	15	ug/Kg	☼	04/28/15 07:48	05/01/15 02:06	1
Aroclor-1221	19	U	40	19	ug/Kg	☼	04/28/15 07:48	05/01/15 02:06	1
Aroclor-1232	24	U	40	24	ug/Kg	☼	04/28/15 07:48	05/01/15 02:06	1
Aroclor-1242	**45**		40	13	ug/Kg	☼	04/28/15 07:48	05/01/15 02:06	1
Aroclor-1248	9.7	U	40	9.7	ug/Kg	☼	04/28/15 07:48	05/01/15 02:06	1
Aroclor-1254	17	U	40	17	ug/Kg	☼	04/28/15 07:48	05/01/15 02:06	1
Aroclor-1260	**210**		40	11	ug/Kg	☼	04/28/15 07:48	05/01/15 02:06	1

Surrogate	*%Recovery*	*Qualifier*	*Limits*	*Prepared*	*Analyzed*	*Dil Fac*
Tetrachloro-m-xylene	*74*		*29 - 151*	*04/28/15 07:48*	*05/01/15 02:06*	*1*
DCB Decachlorobiphenyl	*90*		*14 - 163*	*04/28/15 07:48*	*05/01/15 02:06*	*1*

Client Sample ID: DR-SB-239-36-39 — Lab Sample ID: 240-49697-11

Date Collected: 04/21/15 10:29 — **Matrix: Solid**
Date Received: 04/23/15 09:30 — **Percent Solids: 83.9**

Method: 8082A - Polychlorinated Biphenyls (PCBs) by Gas Chromatography

Analyte	Result	Qualifier	RL	MDL	Unit	D	Prepared	Analyzed	Dil Fac
Aroclor-1016	14	U	39	14	ug/Kg	☼	04/28/15 07:48	05/01/15 02:22	1
Aroclor-1221	19	U	39	19	ug/Kg	☼	04/28/15 07:48	05/01/15 02:22	1
Aroclor-1232	24	U	39	24	ug/Kg	☼	04/28/15 07:48	05/01/15 02:22	1
Aroclor-1242	13	U	39	13	ug/Kg	☼	04/28/15 07:48	05/01/15 02:22	1
Aroclor-1248	9.5	U	39	9.5	ug/Kg	☼	04/28/15 07:48	05/01/15 02:22	1
Aroclor-1254	17	U	39	17	ug/Kg	☼	04/28/15 07:48	05/01/15 02:22	1
Aroclor-1260	**66**		39	11	ug/Kg	☼	04/28/15 07:48	05/01/15 02:22	1

Surrogate	*%Recovery*	*Qualifier*	*Limits*	*Prepared*	*Analyzed*	*Dil Fac*
Tetrachloro-m-xylene	*77*		*29 - 151*	*04/28/15 07:48*	*05/01/15 02:22*	*1*
DCB Decachlorobiphenyl	*99*		*14 - 163*	*04/28/15 07:48*	*05/01/15 02:22*	*1*

Client Sample ID: DR-SB-239-48-51 — Lab Sample ID: 240-49697-12

Date Collected: 04/21/15 10:30 — **Matrix: Solid**
Date Received: 04/23/15 09:30 — **Percent Solids: 77.2**

Method: 8082A - Polychlorinated Biphenyls (PCBs) by Gas Chromatography

Analyte	Result	Qualifier	RL	MDL	Unit	D	Prepared	Analyzed	Dil Fac
Aroclor-1016	16	U	43	16	ug/Kg	☼	04/28/15 07:48	05/05/15 21:50	1
Aroclor-1221	21	U	43	21	ug/Kg	☼	04/28/15 07:48	05/05/15 21:50	1
Aroclor-1232	26	U	43	26	ug/Kg	☼	04/28/15 07:48	05/05/15 21:50	1
Aroclor-1242	14	U	43	14	ug/Kg	☼	04/28/15 07:48	05/05/15 21:50	1
Aroclor-1248	10	U	43	10	ug/Kg	☼	04/28/15 07:48	05/05/15 21:50	1
Aroclor-1254	**60**		43	18	ug/Kg	☼	04/28/15 07:48	05/05/15 21:50	1
Aroclor-1260	12	U	43	12	ug/Kg	☼	04/28/15 07:48	05/05/15 21:50	1

Surrogate	*%Recovery*	*Qualifier*	*Limits*	*Prepared*	*Analyzed*	*Dil Fac*
Tetrachloro-m-xylene	*46*		*29 - 151*	*04/28/15 07:48*	*05/05/15 21:50*	*1*
DCB Decachlorobiphenyl	*55*		*14 - 163*	*04/28/15 07:48*	*05/05/15 21:50*	*1*

Client Sample Results

Client: Tetra Tech, Inc.
Project/Site: MSA DRA PCB

TestAmerica Job ID: 240-49697-1

Client Sample ID: DR-SB-244-0-3 — Lab Sample ID: 240-49697-13

Date Collected: 04/21/15 10:47 — **Matrix: Solid**
Date Received: 04/23/15 09:30 — **Percent Solids: 77.0**

Method: 8082A - Polychlorinated Biphenyls (PCBs) by Gas Chromatography

Analyte	Result	Qualifier	RL	MDL	Unit	D	Prepared	Analyzed	Dil Fac
Aroclor-1016	15	U	43	15	ug/Kg	☼	04/28/15 08:06	05/03/15 23:42	1
Aroclor-1221	21	U	43	21	ug/Kg	☼	04/28/15 08:06	05/03/15 23:42	1
Aroclor-1232	26	U	43	26	ug/Kg	☼	04/28/15 08:06	05/03/15 23:42	1
Aroclor-1242	14	U	43	14	ug/Kg	☼	04/28/15 08:06	05/03/15 23:42	1
Aroclor-1248	10	U	43	10	ug/Kg	☼	04/28/15 08:06	05/03/15 23:42	1
Aroclor-1254	**88**		43	18	ug/Kg	☼	04/28/15 08:06	05/03/15 23:42	1
Aroclor-1260	12	U	43	12	ug/Kg	☼	04/28/15 08:06	05/03/15 23:42	1

Surrogate	*%Recovery*	*Qualifier*	*Limits*	*Prepared*	*Analyzed*	*Dil Fac*
Tetrachloro-m-xylene	*73*		*29 - 151*	*04/28/15 08:06*	*05/03/15 23:42*	*1*
DCB Decachlorobiphenyl	*79*		*14 - 163*	*04/28/15 08:06*	*05/03/15 23:42*	*1*

Client Sample ID: DR-SB-244-24-27 — Lab Sample ID: 240-49697-14

Date Collected: 04/21/15 10:48 — **Matrix: Solid**
Date Received: 04/23/15 09:30 — **Percent Solids: 81.9**

Method: 8082A - Polychlorinated Biphenyls (PCBs) by Gas Chromatography

Analyte	Result	Qualifier	RL	MDL	Unit	D	Prepared	Analyzed	Dil Fac
Aroclor-1016	73	U	200	73	ug/Kg	☼	04/28/15 08:06	05/06/15 19:23	5
Aroclor-1221	97	U	200	97	ug/Kg	☼	04/28/15 08:06	05/06/15 19:23	5
Aroclor-1232	120	U	200	120	ug/Kg	☼	04/28/15 08:06	05/06/15 19:23	5
Aroclor-1242	67	U	200	67	ug/Kg	☼	04/28/15 08:06	05/06/15 19:23	5
Aroclor-1248	48	U	200	48	ug/Kg	☼	04/28/15 08:06	05/06/15 19:23	5
Aroclor-1254	**370**		200	85	ug/Kg	☼	04/28/15 08:06	05/06/15 19:23	5
Aroclor-1260	55	U	200	55	ug/Kg	☼	04/28/15 08:06	05/06/15 19:23	5

Surrogate	*%Recovery*	*Qualifier*	*Limits*	*Prepared*	*Analyzed*	*Dil Fac*
Tetrachloro-m-xylene	*85*		*29 - 151*	*04/28/15 08:06*	*05/06/15 19:23*	*5*
DCB Decachlorobiphenyl	*152*		*14 - 163*	*04/28/15 08:06*	*05/06/15 19:23*	*5*

Client Sample ID: DR-SB-244-36-39 — Lab Sample ID: 240-49697-15

Date Collected: 04/21/15 10:49 — **Matrix: Solid**
Date Received: 04/23/15 09:30 — **Percent Solids: 82.1**

Method: 8082A - Polychlorinated Biphenyls (PCBs) by Gas Chromatography

Analyte	Result	Qualifier	RL	MDL	Unit	D	Prepared	Analyzed	Dil Fac
Aroclor-1016	15	U	41	15	ug/Kg	☼	04/28/15 08:06	05/04/15 00:15	1
Aroclor-1221	20	U	41	20	ug/Kg	☼	04/28/15 08:06	05/04/15 00:15	1
Aroclor-1232	25	U	41	25	ug/Kg	☼	04/28/15 08:06	05/04/15 00:15	1
Aroclor-1242	14	U	41	14	ug/Kg	☼	04/28/15 08:06	05/04/15 00:15	1
Aroclor-1248	9.8	U	41	9.8	ug/Kg	☼	04/28/15 08:06	05/04/15 00:15	1
Aroclor-1254	17	U	41	17	ug/Kg	☼	04/28/15 08:06	05/04/15 00:15	1
Aroclor-1260	**74**		41	11	ug/Kg	☼	04/28/15 08:06	05/04/15 00:15	1

Surrogate	*%Recovery*	*Qualifier*	*Limits*	*Prepared*	*Analyzed*	*Dil Fac*
Tetrachloro-m-xylene	*73*		*29 - 151*	*04/28/15 08:06*	*05/04/15 00:15*	*1*
DCB Decachlorobiphenyl	*99*		*14 - 163*	*04/28/15 08:06*	*05/04/15 00:15*	*1*

Client Sample Results

Client: Tetra Tech, Inc.
Project/Site: MSA DRA PCB

TestAmerica Job ID: 240-49697-1

Client Sample ID: DR-SB-244-48-51 — Lab Sample ID: 240-49697-16

Date Collected: 04/21/15 10:50 — **Matrix: Solid**
Date Received: 04/23/15 09:30 — **Percent Solids: 83.1**

Method: 8082A - Polychlorinated Biphenyls (PCBs) by Gas Chromatography

Analyte	Result	Qualifier	RL	MDL	Unit	D	Prepared	Analyzed	Dil Fac
Aroclor-1016	14	U	40	14	ug/Kg	☼	04/28/15 08:06	05/04/15 00:31	1
Aroclor-1221	19	U	40	19	ug/Kg	☼	04/28/15 08:06	05/04/15 00:31	1
Aroclor-1232	24	U	40	24	ug/Kg	☼	04/28/15 08:06	05/04/15 00:31	1
Aroclor-1242	13	U	40	13	ug/Kg	☼	04/28/15 08:06	05/04/15 00:31	1
Aroclor-1248	9.6	U	40	9.6	ug/Kg	☼	04/28/15 08:06	05/04/15 00:31	1
Aroclor-1254	**48**		40	17	ug/Kg	☼	04/28/15 08:06	05/04/15 00:31	1
Aroclor-1260	11	U	40	11	ug/Kg	☼	04/28/15 08:06	05/04/15 00:31	1

Surrogate	*%Recovery*	*Qualifier*	*Limits*	*Prepared*	*Analyzed*	*Dil Fac*
Tetrachloro-m-xylene	*72*		*29 - 151*	*04/28/15 08:06*	*05/04/15 00:31*	*1*
DCB Decachlorobiphenyl	*88*		*14 - 163*	*04/28/15 08:06*	*05/04/15 00:31*	*1*

Client Sample ID: DR-SB-249-0-3 — Lab Sample ID: 240-49697-17

Date Collected: 04/21/15 11:16 — **Matrix: Solid**
Date Received: 04/23/15 09:30 — **Percent Solids: 82.6**

Method: 8082A - Polychlorinated Biphenyls (PCBs) by Gas Chromatography

Analyte	Result	Qualifier	RL	MDL	Unit	D	Prepared	Analyzed	Dil Fac
Aroclor-1016	73	U	200	73	ug/Kg	☼	04/28/15 08:06	05/06/15 19:56	5
Aroclor-1221	97	U	200	97	ug/Kg	☼	04/28/15 08:06	05/06/15 19:56	5
Aroclor-1232	120	U	200	120	ug/Kg	☼	04/28/15 08:06	05/06/15 19:56	5
Aroclor-1242	67	U	200	67	ug/Kg	☼	04/28/15 08:06	05/06/15 19:56	5
Aroclor-1248	49	U	200	49	ug/Kg	☼	04/28/15 08:06	05/06/15 19:56	5
Aroclor-1254	**320**		200	85	ug/Kg	☼	04/28/15 08:06	05/06/15 19:56	5
Aroclor-1260	55	U	200	55	ug/Kg	☼	04/28/15 08:06	05/06/15 19:56	5

Surrogate	*%Recovery*	*Qualifier*	*Limits*	*Prepared*	*Analyzed*	*Dil Fac*
Tetrachloro-m-xylene	*92*		*29 - 151*	*04/28/15 08:06*	*05/06/15 19:56*	*5*
DCB Decachlorobiphenyl	*113*		*14 - 163*	*04/28/15 08:06*	*05/06/15 19:56*	*5*

Client Sample ID: DR-SB-249-24-27 — Lab Sample ID: 240-49697-18

Date Collected: 04/21/15 11:17 — **Matrix: Solid**
Date Received: 04/23/15 09:30 — **Percent Solids: 81.4**

Method: 8082A - Polychlorinated Biphenyls (PCBs) by Gas Chromatography

Analyte	Result	Qualifier	RL	MDL	Unit	D	Prepared	Analyzed	Dil Fac
Aroclor-1016	74	U	200	74	ug/Kg	☼	04/28/15 08:06	05/06/15 20:28	5
Aroclor-1221	98	U	200	98	ug/Kg	☼	04/28/15 08:06	05/06/15 20:28	5
Aroclor-1232	120	U	200	120	ug/Kg	☼	04/28/15 08:06	05/06/15 20:28	5
Aroclor-1242	67	U	200	67	ug/Kg	☼	04/28/15 08:06	05/06/15 20:28	5
Aroclor-1248	49	U	200	49	ug/Kg	☼	04/28/15 08:06	05/06/15 20:28	5
Aroclor-1254	**350**		200	86	ug/Kg	☼	04/28/15 08:06	05/06/15 20:28	5
Aroclor-1260	55	U	200	55	ug/Kg	☼	04/28/15 08:06	05/06/15 20:28	5

Surrogate	*%Recovery*	*Qualifier*	*Limits*	*Prepared*	*Analyzed*	*Dil Fac*
Tetrachloro-m-xylene	*76*		*29 - 151*	*04/28/15 08:06*	*05/06/15 20:28*	*5*
DCB Decachlorobiphenyl	*103*		*14 - 163*	*04/28/15 08:06*	*05/06/15 20:28*	*5*

Client Sample Results

Client: Tetra Tech, Inc.
Project/Site: MSA DRA PCB

TestAmerica Job ID: 240-49697-1

Client Sample ID: DR-SB-249-36-39 — Lab Sample ID: 240-49697-19

Date Collected: 04/21/15 11:18 — **Matrix: Solid**
Date Received: 04/23/15 09:30 — **Percent Solids: 84.9**

Method: 8082A - Polychlorinated Biphenyls (PCBs) by Gas Chromatography

Analyte	Result	Qualifier	RL	MDL	Unit	D	Prepared	Analyzed	Dil Fac
Aroclor-1016	14	U	39	14	ug/Kg	☼	04/28/15 08:06	05/04/15 01:21	1
Aroclor-1221	19	U	39	19	ug/Kg	☼	04/28/15 08:06	05/04/15 01:21	1
Aroclor-1232	24	U	39	24	ug/Kg	☼	04/28/15 08:06	05/04/15 01:21	1
Aroclor-1242	13	U	39	13	ug/Kg	☼	04/28/15 08:06	05/04/15 01:21	1
Aroclor-1248	9.4	U	39	9.4	ug/Kg	☼	04/28/15 08:06	05/04/15 01:21	1
Aroclor-1254	**110**		39	16	ug/Kg	☼	04/28/15 08:06	05/04/15 01:21	1
Aroclor-1260	11	U	39	11	ug/Kg	☼	04/28/15 08:06	05/04/15 01:21	1

Surrogate	*%Recovery*	*Qualifier*	*Limits*	*Prepared*	*Analyzed*	*Dil Fac*
Tetrachloro-m-xylene	*79*		*29 - 151*	*04/28/15 08:06*	*05/04/15 01:21*	*1*
DCB Decachlorobiphenyl	*82*		*14 - 163*	*04/28/15 08:06*	*05/04/15 01:21*	*1*

Client Sample ID: DR-SB-249-48-51 — Lab Sample ID: 240-49697-20

Date Collected: 04/21/15 11:19 — **Matrix: Solid**
Date Received: 04/23/15 09:30 — **Percent Solids: 81.2**

Method: 8082A - Polychlorinated Biphenyls (PCBs) by Gas Chromatography

Analyte	Result	Qualifier	RL	MDL	Unit	D	Prepared	Analyzed	Dil Fac
Aroclor-1016	74	U	200	74	ug/Kg	☼	04/28/15 08:06	05/06/15 21:01	5
Aroclor-1221	99	U	200	99	ug/Kg	☼	04/28/15 08:06	05/06/15 21:01	5
Aroclor-1232	120	U	200	120	ug/Kg	☼	04/28/15 08:06	05/06/15 21:01	5
Aroclor-1242	68	U	200	68	ug/Kg	☼	04/28/15 08:06	05/06/15 21:01	5
Aroclor-1248	50	U	200	50	ug/Kg	☼	04/28/15 08:06	05/06/15 21:01	5
Aroclor-1254	**330**		200	87	ug/Kg	☼	04/28/15 08:06	05/06/15 21:01	5
Aroclor-1260	56	U	200	56	ug/Kg	☼	04/28/15 08:06	05/06/15 21:01	5

Surrogate	*%Recovery*	*Qualifier*	*Limits*	*Prepared*	*Analyzed*	*Dil Fac*
Tetrachloro-m-xylene	*98*		*29 - 151*	*04/28/15 08:06*	*05/06/15 21:01*	*5*
DCB Decachlorobiphenyl	*129*		*14 - 163*	*04/28/15 08:06*	*05/06/15 21:01*	*5*

Client Sample ID: DR-SB-243-0-3 — Lab Sample ID: 240-49697-21

Date Collected: 04/21/15 11:48 — **Matrix: Solid**
Date Received: 04/23/15 09:30 — **Percent Solids: 80.1**

Method: 8082A - Polychlorinated Biphenyls (PCBs) by Gas Chromatography

Analyte	Result	Qualifier	RL	MDL	Unit	D	Prepared	Analyzed	Dil Fac
Aroclor-1016	30	U	82	30	ug/Kg	☼	04/28/15 08:06	05/06/15 21:18	2
Aroclor-1221	40	U	82	40	ug/Kg	☼	04/28/15 08:06	05/06/15 21:18	2
Aroclor-1232	49	U	82	49	ug/Kg	☼	04/28/15 08:06	05/06/15 21:18	2
Aroclor-1242	27	U	82	27	ug/Kg	☼	04/28/15 08:06	05/06/15 21:18	2
Aroclor-1248	20	U	82	20	ug/Kg	☼	04/28/15 08:06	05/06/15 21:18	2
Aroclor-1254	**350**		82	35	ug/Kg	☼	04/28/15 08:06	05/06/15 21:18	2
Aroclor-1260	22	U	82	22	ug/Kg	☼	04/28/15 08:06	05/06/15 21:18	2

Surrogate	*%Recovery*	*Qualifier*	*Limits*	*Prepared*	*Analyzed*	*Dil Fac*
Tetrachloro-m-xylene	*78*		*29 - 151*	*04/28/15 08:06*	*05/06/15 21:18*	*2*
DCB Decachlorobiphenyl	*68*		*14 - 163*	*04/28/15 08:06*	*05/06/15 21:18*	*2*

Client Sample Results

Client: Tetra Tech, Inc.
Project/Site: MSA DRA PCB

TestAmerica Job ID: 240-49697-1

Client Sample ID: DR-SB-243-24-27 — Lab Sample ID: 240-49697-22

Date Collected: 04/21/15 11:49 — **Matrix: Solid**
Date Received: 04/23/15 09:30 — **Percent Solids: 88.3**

Method: 8082A - Polychlorinated Biphenyls (PCBs) by Gas Chromatography

Analyte	Result	Qualifier	RL	MDL	Unit	D	Prepared	Analyzed	Dil Fac
Aroclor-1016	14	U	37	14	ug/Kg	☼	04/28/15 08:06	05/04/15 02:10	1
Aroclor-1221	18	U	37	18	ug/Kg	☼	04/28/15 08:06	05/04/15 02:10	1
Aroclor-1232	23	U	37	23	ug/Kg	☼	04/28/15 08:06	05/04/15 02:10	1
Aroclor-1242	12	U	37	12	ug/Kg	☼	04/28/15 08:06	05/04/15 02:10	1
Aroclor-1248	9.1	U	37	9.1	ug/Kg	☼	04/28/15 08:06	05/04/15 02:10	1
Aroclor-1254	**54**		37	16	ug/Kg	☼	04/28/15 08:06	05/04/15 02:10	1
Aroclor-1260	10	U	37	10	ug/Kg	☼	04/28/15 08:06	05/04/15 02:10	1

Surrogate	*%Recovery*	*Qualifier*	*Limits*	*Prepared*	*Analyzed*	*Dil Fac*
Tetrachloro-m-xylene	*79*		*29 - 151*	*04/28/15 08:06*	*05/04/15 02:10*	*1*
DCB Decachlorobiphenyl	*93*		*14 - 163*	*04/28/15 08:06*	*05/04/15 02:10*	*1*

Client Sample ID: DR-SB-243-36-39 — Lab Sample ID: 240-49697-23

Date Collected: 04/21/15 11:50 — **Matrix: Solid**
Date Received: 04/23/15 09:30 — **Percent Solids: 77.3**

Method: 8082A - Polychlorinated Biphenyls (PCBs) by Gas Chromatography

Analyte	Result	Qualifier	RL	MDL	Unit	D	Prepared	Analyzed	Dil Fac
Aroclor-1016	15	U	43	15	ug/Kg	☼	04/28/15 08:06	05/04/15 02:26	1
Aroclor-1221	21	U	43	21	ug/Kg	☼	04/28/15 08:06	05/04/15 02:26	1
Aroclor-1232	26	U	43	26	ug/Kg	☼	04/28/15 08:06	05/04/15 02:26	1
Aroclor-1242	14	U	43	14	ug/Kg	☼	04/28/15 08:06	05/04/15 02:26	1
Aroclor-1248	10	U	43	10	ug/Kg	☼	04/28/15 08:06	05/04/15 02:26	1
Aroclor-1254	**110**		43	18	ug/Kg	☼	04/28/15 08:06	05/04/15 02:26	1
Aroclor-1260	12	U	43	12	ug/Kg	☼	04/28/15 08:06	05/04/15 02:26	1

Surrogate	*%Recovery*	*Qualifier*	*Limits*	*Prepared*	*Analyzed*	*Dil Fac*
Tetrachloro-m-xylene	*118*		*29 - 151*	*04/28/15 08:06*	*05/04/15 02:26*	*1*
DCB Decachlorobiphenyl	*96*		*14 - 163*	*04/28/15 08:06*	*05/04/15 02:26*	*1*

Client Sample ID: DR-SB-243-48-51 — Lab Sample ID: 240-49697-24

Date Collected: 04/21/15 11:51 — **Matrix: Solid**
Date Received: 04/23/15 09:30 — **Percent Solids: 77.5**

Method: 8082A - Polychlorinated Biphenyls (PCBs) by Gas Chromatography

Analyte	Result	Qualifier	RL	MDL	Unit	D	Prepared	Analyzed	Dil Fac
Aroclor-1016	16	U	43	16	ug/Kg	☼	04/24/15 09:04	04/28/15 10:03	1
Aroclor-1221	21	U	43	21	ug/Kg	☼	04/24/15 09:04	04/28/15 10:03	1
Aroclor-1232	26	U	43	26	ug/Kg	☼	04/24/15 09:04	04/28/15 10:03	1
Aroclor-1242	14	U	43	14	ug/Kg	☼	04/24/15 09:04	04/28/15 10:03	1
Aroclor-1248	**36**	**J**	43	10	ug/Kg	☼	04/24/15 09:04	04/28/15 10:03	1
Aroclor-1254	18	U	43	18	ug/Kg	☼	04/24/15 09:04	04/28/15 10:03	1
Aroclor-1260	**18**	**J**	43	12	ug/Kg	☼	04/24/15 09:04	04/28/15 10:03	1

Surrogate	*%Recovery*	*Qualifier*	*Limits*	*Prepared*	*Analyzed*	*Dil Fac*
Tetrachloro-m-xylene	*70*		*29 - 151*	*04/24/15 09:04*	*04/28/15 10:03*	*1*
DCB Decachlorobiphenyl	*82*		*14 - 163*	*04/24/15 09:04*	*04/28/15 10:03*	*1*

Client Sample Results

Client: Tetra Tech, Inc.
Project/Site: MSA DRA PCB

TestAmerica Job ID: 240-49697-1

Client Sample ID: DR-SB-248-0-3 — Lab Sample ID: 240-49697-25

Date Collected: 04/21/15 12:10 — **Matrix: Solid**
Date Received: 04/23/15 09:30 — **Percent Solids: 81.2**

Method: 8082A - Polychlorinated Biphenyls (PCBs) by Gas Chromatography

Analyte	Result	Qualifier	RL	MDL	Unit	D	Prepared	Analyzed	Dil Fac
Aroclor-1016	15	U	41	15	ug/Kg	☼	04/24/15 09:04	04/28/15 10:21	1
Aroclor-1221	20	U	41	20	ug/Kg	☼	04/24/15 09:04	04/28/15 10:21	1
Aroclor-1232	25	U	41	25	ug/Kg	☼	04/24/15 09:04	04/28/15 10:21	1
Aroclor-1242	14	U	41	14	ug/Kg	☼	04/24/15 09:04	04/28/15 10:21	1
Aroclor-1248	10	U	41	10	ug/Kg	☼	04/24/15 09:04	04/28/15 10:21	1
Aroclor-1254	**85**		41	18	ug/Kg	☼	04/24/15 09:04	04/28/15 10:21	1
Aroclor-1260	11	U	41	11	ug/Kg	☼	04/24/15 09:04	04/28/15 10:21	1

Surrogate	*%Recovery*	*Qualifier*	*Limits*	*Prepared*	*Analyzed*	*Dil Fac*
Tetrachloro-m-xylene	*66*		*29 - 151*	*04/24/15 09:04*	*04/28/15 10:21*	*1*
DCB Decachlorobiphenyl	*93*		*14 - 163*	*04/24/15 09:04*	*04/28/15 10:21*	*1*

Client Sample ID: DR-SB-248-24-27 — Lab Sample ID: 240-49697-26

Date Collected: 04/21/15 12:11 — **Matrix: Solid**
Date Received: 04/23/15 09:30 — **Percent Solids: 86.2**

Method: 8082A - Polychlorinated Biphenyls (PCBs) by Gas Chromatography

Analyte	Result	Qualifier	RL	MDL	Unit	D	Prepared	Analyzed	Dil Fac
Aroclor-1016	14	U	39	14	ug/Kg	☼	04/24/15 09:04	04/28/15 10:39	1
Aroclor-1221	19	U	39	19	ug/Kg	☼	04/24/15 09:04	04/28/15 10:39	1
Aroclor-1232	23	U	39	23	ug/Kg	☼	04/24/15 09:04	04/28/15 10:39	1
Aroclor-1242	13	U	39	13	ug/Kg	☼	04/24/15 09:04	04/28/15 10:39	1
Aroclor-1248	9.3	U	39	9.3	ug/Kg	☼	04/24/15 09:04	04/28/15 10:39	1
Aroclor-1254	16	U	39	16	ug/Kg	☼	04/24/15 09:04	04/28/15 10:39	1
Aroclor-1260	**18**	**J**	39	11	ug/Kg	☼	04/24/15 09:04	04/28/15 10:39	1

Surrogate	*%Recovery*	*Qualifier*	*Limits*	*Prepared*	*Analyzed*	*Dil Fac*
Tetrachloro-m-xylene	*51*		*29 - 151*	*04/24/15 09:04*	*04/28/15 10:39*	*1*
DCB Decachlorobiphenyl	*68*		*14 - 163*	*04/24/15 09:04*	*04/28/15 10:39*	*1*

Client Sample ID: DR-SB-248-36-39 — Lab Sample ID: 240-49697-27

Date Collected: 04/21/15 12:12 — **Matrix: Solid**
Date Received: 04/23/15 09:30 — **Percent Solids: 87.0**

Method: 8082A - Polychlorinated Biphenyls (PCBs) by Gas Chromatography

Analyte	Result	Qualifier	RL	MDL	Unit	D	Prepared	Analyzed	Dil Fac
Aroclor-1016	14	U	38	14	ug/Kg	☼	04/24/15 09:04	04/28/15 10:57	1
Aroclor-1221	19	U	38	19	ug/Kg	☼	04/24/15 09:04	04/28/15 10:57	1
Aroclor-1232	23	U	38	23	ug/Kg	☼	04/24/15 09:04	04/28/15 10:57	1
Aroclor-1242	13	U	38	13	ug/Kg	☼	04/24/15 09:04	04/28/15 10:57	1
Aroclor-1248	9.3	U	38	9.3	ug/Kg	☼	04/24/15 09:04	04/28/15 10:57	1
Aroclor-1254	16	U	38	16	ug/Kg	☼	04/24/15 09:04	04/28/15 10:57	1
Aroclor-1260	10	U	38	10	ug/Kg	☼	04/24/15 09:04	04/28/15 10:57	1

Surrogate	*%Recovery*	*Qualifier*	*Limits*	*Prepared*	*Analyzed*	*Dil Fac*
Tetrachloro-m-xylene	*69*		*29 - 151*	*04/24/15 09:04*	*04/28/15 10:57*	*1*
DCB Decachlorobiphenyl	*83*		*14 - 163*	*04/24/15 09:04*	*04/28/15 10:57*	*1*

Client Sample Results

Client: Tetra Tech, Inc.
Project/Site: MSA DRA PCB

TestAmerica Job ID: 240-49697-1

Client Sample ID: DR-SB-248-48-51 — Lab Sample ID: 240-49697-28

Date Collected: 04/21/15 12:13 — **Matrix: Solid**
Date Received: 04/23/15 09:30 — **Percent Solids: 83.1**

Method: 8082A - Polychlorinated Biphenyls (PCBs) by Gas Chromatography

Analyte	Result	Qualifier	RL	MDL	Unit	D	Prepared	Analyzed	Dil Fac
Aroclor-1016	15	U	40	15	ug/Kg	☼	04/24/15 09:04	04/28/15 11:15	1
Aroclor-1221	19	U	40	19	ug/Kg	☼	04/24/15 09:04	04/28/15 11:15	1
Aroclor-1232	24	U	40	24	ug/Kg	☼	04/24/15 09:04	04/28/15 11:15	1
Aroclor-1242	13	U	40	13	ug/Kg	☼	04/24/15 09:04	04/28/15 11:15	1
Aroclor-1248	9.7	U	40	9.7	ug/Kg	☼	04/24/15 09:04	04/28/15 11:15	1
Aroclor-1254	17	U	40	17	ug/Kg	☼	04/24/15 09:04	04/28/15 11:15	1
Aroclor-1260	11	U	40	11	ug/Kg	☼	04/24/15 09:04	04/28/15 11:15	1

Surrogate	*%Recovery*	*Qualifier*	*Limits*	*Prepared*	*Analyzed*	*Dil Fac*
Tetrachloro-m-xylene	*66*		*29 - 151*	*04/24/15 09:04*	*04/28/15 11:15*	*1*
DCB Decachlorobiphenyl	*71*		*14 - 163*	*04/24/15 09:04*	*04/28/15 11:15*	*1*

Client Sample ID: DR-SB-238-0-3 — Lab Sample ID: 240-49697-29

Date Collected: 04/21/15 12:28 — **Matrix: Solid**
Date Received: 04/23/15 09:30 — **Percent Solids: 80.3**

Method: 8082A - Polychlorinated Biphenyls (PCBs) by Gas Chromatography

Analyte	Result	Qualifier	RL	MDL	Unit	D	Prepared	Analyzed	Dil Fac
Aroclor-1016	75	U	210	75	ug/Kg	☼	04/24/15 09:04	04/28/15 11:34	5
Aroclor-1221	100	U	210	100	ug/Kg	☼	04/24/15 09:04	04/28/15 11:34	5
Aroclor-1232	120	U	210	120	ug/Kg	☼	04/24/15 09:04	04/28/15 11:34	5
Aroclor-1242	69	U	210	69	ug/Kg	☼	04/24/15 09:04	04/28/15 11:34	5
Aroclor-1248	**95**	**J**	210	50	ug/Kg	☼	04/24/15 09:04	04/28/15 11:34	5
Aroclor-1254	87	U	210	87	ug/Kg	☼	04/24/15 09:04	04/28/15 11:34	5
Aroclor-1260	**220**		210	56	ug/Kg	☼	04/24/15 09:04	04/28/15 11:34	5

Surrogate	*%Recovery*	*Qualifier*	*Limits*	*Prepared*	*Analyzed*	*Dil Fac*
Tetrachloro-m-xylene	*72*		*29 - 151*	*04/24/15 09:04*	*04/28/15 11:34*	*5*
DCB Decachlorobiphenyl	*139*		*14 - 163*	*04/24/15 09:04*	*04/28/15 11:34*	*5*

Client Sample ID: DR-SB-238-24-27 — Lab Sample ID: 240-49697-30

Date Collected: 04/21/15 12:29 — **Matrix: Solid**
Date Received: 04/23/15 09:30 — **Percent Solids: 80.0**

Method: 8082A - Polychlorinated Biphenyls (PCBs) by Gas Chromatography

Analyte	Result	Qualifier	RL	MDL	Unit	D	Prepared	Analyzed	Dil Fac
Aroclor-1016	15	U	42	15	ug/Kg	☼	04/24/15 09:04	04/28/15 11:52	1
Aroclor-1221	20	U	42	20	ug/Kg	☼	04/24/15 09:04	04/28/15 11:52	1
Aroclor-1232	25	U	42	25	ug/Kg	☼	04/24/15 09:04	04/28/15 11:52	1
Aroclor-1242	14	U	42	14	ug/Kg	☼	04/24/15 09:04	04/28/15 11:52	1
Aroclor-1248	10	U	42	10	ug/Kg	☼	04/24/15 09:04	04/28/15 11:52	1
Aroclor-1254	**120**		42	18	ug/Kg	☼	04/24/15 09:04	04/28/15 11:52	1
Aroclor-1260	11	U	42	11	ug/Kg	☼	04/24/15 09:04	04/28/15 11:52	1

Surrogate	*%Recovery*	*Qualifier*	*Limits*	*Prepared*	*Analyzed*	*Dil Fac*
Tetrachloro-m-xylene	*63*		*29 - 151*	*04/24/15 09:04*	*04/28/15 11:52*	*1*
DCB Decachlorobiphenyl	*396*	*X*	*14 - 163*	*04/24/15 09:04*	*04/28/15 11:52*	*1*

Client Sample Results

Client: Tetra Tech, Inc.
Project/Site: MSA DRA PCB

TestAmerica Job ID: 240-49697-1

Client Sample ID: DR-SB-238-36-39 — Lab Sample ID: 240-49697-31

Date Collected: 04/21/15 12:30 — **Matrix: Solid**
Date Received: 04/23/15 09:30 — **Percent Solids: 81.0**

Method: 8082A - Polychlorinated Biphenyls (PCBs) by Gas Chromatography

Analyte	Result	Qualifier	RL	MDL	Unit	D	Prepared	Analyzed	Dil Fac
Aroclor-1016	15	U	41	15	ug/Kg	☼	04/24/15 09:04	04/28/15 12:10	1
Aroclor-1221	20	U	41	20	ug/Kg	☼	04/24/15 09:04	04/28/15 12:10	1
Aroclor-1232	25	U	41	25	ug/Kg	☼	04/24/15 09:04	04/28/15 12:10	1
Aroclor-1242	**300**		41	14	ug/Kg	☼	04/24/15 09:04	04/28/15 12:10	1
Aroclor-1248	9.9	U	41	9.9	ug/Kg	☼	04/24/15 09:04	04/28/15 12:10	1
Aroclor-1254	**110**		41	17	ug/Kg	☼	04/24/15 09:04	04/28/15 12:10	1
Aroclor-1260	11	U	41	11	ug/Kg	☼	04/24/15 09:04	04/28/15 12:10	1

Surrogate	*%Recovery*	*Qualifier*	*Limits*	*Prepared*	*Analyzed*	*Dil Fac*
Tetrachloro-m-xylene	*45*		*29 - 151*	*04/24/15 09:04*	*04/28/15 12:10*	*1*
DCB Decachlorobiphenyl	*597*	*X*	*14 - 163*	*04/24/15 09:04*	*04/28/15 12:10*	*1*

Client Sample ID: DR-SB-238-48-51 — Lab Sample ID: 240-49697-32

Date Collected: 04/21/15 12:31 — **Matrix: Solid**
Date Received: 04/23/15 09:30 — **Percent Solids: 81.2**

Method: 8082A - Polychlorinated Biphenyls (PCBs) by Gas Chromatography

Analyte	Result	Qualifier	RL	MDL	Unit	D	Prepared	Analyzed	Dil Fac
Aroclor-1016	75	U	210	75	ug/Kg	☼	04/24/15 09:04	04/28/15 12:28	5
Aroclor-1221	100	U	210	100	ug/Kg	☼	04/24/15 09:04	04/28/15 12:28	5
Aroclor-1232	130	U	210	130	ug/Kg	☼	04/24/15 09:04	04/28/15 12:28	5
Aroclor-1242	**520**		210	69	ug/Kg	☼	04/24/15 09:04	04/28/15 12:28	5
Aroclor-1248	50	U	210	50	ug/Kg	☼	04/24/15 09:04	04/28/15 12:28	5
Aroclor-1254	**600**		210	88	ug/Kg	☼	04/24/15 09:04	04/28/15 12:28	5
Aroclor-1260	56	U	210	56	ug/Kg	☼	04/24/15 09:04	04/28/15 12:28	5

Surrogate	*%Recovery*	*Qualifier*	*Limits*	*Prepared*	*Analyzed*	*Dil Fac*
Tetrachloro-m-xylene	*58*		*29 - 151*	*04/24/15 09:04*	*04/28/15 12:28*	*5*
DCB Decachlorobiphenyl	*145*		*14 - 163*	*04/24/15 09:04*	*04/28/15 12:28*	*5*

Client Sample ID: DR-SB-234-0-3 — Lab Sample ID: 240-49697-33

Date Collected: 04/21/15 12:50 — **Matrix: Solid**
Date Received: 04/23/15 09:30 — **Percent Solids: 83.6**

Method: 8082A - Polychlorinated Biphenyls (PCBs) by Gas Chromatography

Analyte	Result	Qualifier	RL	MDL	Unit	D	Prepared	Analyzed	Dil Fac
Aroclor-1016	15	U F2	40	15	ug/Kg	☼	04/24/15 09:04	04/28/15 12:46	1
Aroclor-1221	19	U	40	19	ug/Kg	☼	04/24/15 09:04	04/28/15 12:46	1
Aroclor-1232	24	U	40	24	ug/Kg	☼	04/24/15 09:04	04/28/15 12:46	1
Aroclor-1242	13	U	40	13	ug/Kg	☼	04/24/15 09:04	04/28/15 12:46	1
Aroclor-1248	9.7	U	40	9.7	ug/Kg	☼	04/24/15 09:04	04/28/15 12:46	1
Aroclor-1254	17	U	40	17	ug/Kg	☼	04/24/15 09:04	04/28/15 12:46	1
Aroclor-1260	**110**	**F1 F2**	40	11	ug/Kg	☼	04/24/15 09:04	04/28/15 12:46	1

Surrogate	*%Recovery*	*Qualifier*	*Limits*	*Prepared*	*Analyzed*	*Dil Fac*
Tetrachloro-m-xylene	*73*		*29 - 151*	*04/24/15 09:04*	*04/28/15 12:46*	*1*
DCB Decachlorobiphenyl	*79*		*14 - 163*	*04/24/15 09:04*	*04/28/15 12:46*	*1*

Client Sample Results

Client: Tetra Tech, Inc.
Project/Site: MSA DRA PCB

TestAmerica Job ID: 240-49697-1

Client Sample ID: DR-SB-234-24-27 — Lab Sample ID: 240-49697-34

Date Collected: 04/21/15 12:51 — **Matrix: Solid**
Date Received: 04/23/15 09:30 — **Percent Solids: 86.7**

Method: 8082A - Polychlorinated Biphenyls (PCBs) by Gas Chromatography

Analyte	Result	Qualifier	RL	MDL	Unit	D	Prepared	Analyzed	Dil Fac
Aroclor-1016	14	U	38	14	ug/Kg	☼	04/28/15 08:06	05/04/15 03:32	1
Aroclor-1221	18	U	38	18	ug/Kg	☼	04/28/15 08:06	05/04/15 03:32	1
Aroclor-1232	23	U	38	23	ug/Kg	☼	04/28/15 08:06	05/04/15 03:32	1
Aroclor-1242	13	U	38	13	ug/Kg	☼	04/28/15 08:06	05/04/15 03:32	1
Aroclor-1248	9.1	U	38	9.1	ug/Kg	☼	04/28/15 08:06	05/04/15 03:32	1
Aroclor-1254	**120**		38	16	ug/Kg	☼	04/28/15 08:06	05/04/15 03:32	1
Aroclor-1260	10	U	38	10	ug/Kg	☼	04/28/15 08:06	05/04/15 03:32	1

Surrogate	*%Recovery*	*Qualifier*	*Limits*	*Prepared*	*Analyzed*	*Dil Fac*
Tetrachloro-m-xylene	*112*		*29 - 151*	*04/28/15 08:06*	*05/04/15 03:32*	*1*
DCB Decachlorobiphenyl	*379*	*X*	*14 - 163*	*04/28/15 08:06*	*05/04/15 03:32*	*1*

Client Sample ID: DR-SB-234-36-39 — Lab Sample ID: 240-49697-35

Date Collected: 04/21/15 12:52 — **Matrix: Solid**
Date Received: 04/23/15 09:30 — **Percent Solids: 93.9**

Method: 8082A - Polychlorinated Biphenyls (PCBs) by Gas Chromatography

Analyte	Result	Qualifier	RL	MDL	Unit	D	Prepared	Analyzed	Dil Fac
Aroclor-1016	13	U	35	13	ug/Kg	☼	04/28/15 08:06	05/04/15 03:48	1
Aroclor-1221	17	U	35	17	ug/Kg	☼	04/28/15 08:06	05/04/15 03:48	1
Aroclor-1232	21	U	35	21	ug/Kg	☼	04/28/15 08:06	05/04/15 03:48	1
Aroclor-1242	12	U	35	12	ug/Kg	☼	04/28/15 08:06	05/04/15 03:48	1
Aroclor-1248	8.6	U	35	8.6	ug/Kg	☼	04/28/15 08:06	05/04/15 03:48	1
Aroclor-1254	15	U	35	15	ug/Kg	☼	04/28/15 08:06	05/04/15 03:48	1
Aroclor-1260	**46**		35	9.7	ug/Kg	☼	04/28/15 08:06	05/04/15 03:48	1

Surrogate	*%Recovery*	*Qualifier*	*Limits*	*Prepared*	*Analyzed*	*Dil Fac*
Tetrachloro-m-xylene	*86*		*29 - 151*	*04/28/15 08:06*	*05/04/15 03:48*	*1*
DCB Decachlorobiphenyl	*121*		*14 - 163*	*04/28/15 08:06*	*05/04/15 03:48*	*1*

Client Sample ID: DR-SB-234-48-51 — Lab Sample ID: 240-49697-36

Date Collected: 04/21/15 12:53 — **Matrix: Solid**
Date Received: 04/23/15 09:30 — **Percent Solids: 84.4**

Method: 8082A - Polychlorinated Biphenyls (PCBs) by Gas Chromatography

Analyte	Result	Qualifier	RL	MDL	Unit	D	Prepared	Analyzed	Dil Fac
Aroclor-1016	14	U	39	14	ug/Kg	☼	04/28/15 08:06	05/04/15 04:05	1
Aroclor-1221	19	U	39	19	ug/Kg	☼	04/28/15 08:06	05/04/15 04:05	1
Aroclor-1232	24	U	39	24	ug/Kg	☼	04/28/15 08:06	05/04/15 04:05	1
Aroclor-1242	13	U	39	13	ug/Kg	☼	04/28/15 08:06	05/04/15 04:05	1
Aroclor-1248	9.5	U	39	9.5	ug/Kg	☼	04/28/15 08:06	05/04/15 04:05	1
Aroclor-1254	**50**		39	17	ug/Kg	☼	04/28/15 08:06	05/04/15 04:05	1
Aroclor-1260	11	U	39	11	ug/Kg	☼	04/28/15 08:06	05/04/15 04:05	1

Surrogate	*%Recovery*	*Qualifier*	*Limits*	*Prepared*	*Analyzed*	*Dil Fac*
Tetrachloro-m-xylene	*87*		*29 - 151*	*04/28/15 08:06*	*05/04/15 04:05*	*1*
DCB Decachlorobiphenyl	*110*		*14 - 163*	*04/28/15 08:06*	*05/04/15 04:05*	*1*

Client Sample Results

Client: Tetra Tech, Inc.
Project/Site: MSA DRA PCB

TestAmerica Job ID: 240-49697-1

Client Sample ID: DR-SB-229-0-3 — Lab Sample ID: 240-49697-37

Date Collected: 04/21/15 14:06 — **Matrix: Solid**
Date Received: 04/23/15 09:30 — **Percent Solids: 86.0**

Method: 8082A - Polychlorinated Biphenyls (PCBs) by Gas Chromatography

Analyte	Result	Qualifier	RL	MDL	Unit	D	Prepared	Analyzed	Dil Fac
Aroclor-1016	14	U	38	14	ug/Kg	☼	04/28/15 08:06	05/04/15 04:21	1
Aroclor-1221	19	U	38	19	ug/Kg	☼	04/28/15 08:06	05/04/15 04:21	1
Aroclor-1232	23	U	38	23	ug/Kg	☼	04/28/15 08:06	05/04/15 04:21	1
Aroclor-1242	13	U	38	13	ug/Kg	☼	04/28/15 08:06	05/04/15 04:21	1
Aroclor-1248	**58**		38	9.3	ug/Kg	☼	04/28/15 08:06	05/04/15 04:21	1
Aroclor-1254	16	U	38	16	ug/Kg	☼	04/28/15 08:06	05/04/15 04:21	1
Aroclor-1260	**230**		38	10	ug/Kg	☼	04/28/15 08:06	05/04/15 04:21	1

Surrogate	*%Recovery*	*Qualifier*	*Limits*	*Prepared*	*Analyzed*	*Dil Fac*
Tetrachloro-m-xylene	*78*		*29 - 151*	*04/28/15 08:06*	*05/04/15 04:21*	*1*
DCB Decachlorobiphenyl	*98*		*14 - 163*	*04/28/15 08:06*	*05/04/15 04:21*	*1*

Client Sample ID: DR-SB-229-24-27 — Lab Sample ID: 240-49697-38

Date Collected: 04/21/15 14:07 — **Matrix: Solid**
Date Received: 04/23/15 09:30 — **Percent Solids: 83.0**

Method: 8082A - Polychlorinated Biphenyls (PCBs) by Gas Chromatography

Analyte	Result	Qualifier	RL	MDL	Unit	D	Prepared	Analyzed	Dil Fac
Aroclor-1016	14	U	40	14	ug/Kg	☼	04/28/15 08:06	05/04/15 04:38	1
Aroclor-1221	19	U	40	19	ug/Kg	☼	04/28/15 08:06	05/04/15 04:38	1
Aroclor-1232	24	U	40	24	ug/Kg	☼	04/28/15 08:06	05/04/15 04:38	1
Aroclor-1242	13	U	40	13	ug/Kg	☼	04/28/15 08:06	05/04/15 04:38	1
Aroclor-1248	9.6	U	40	9.6	ug/Kg	☼	04/28/15 08:06	05/04/15 04:38	1
Aroclor-1254	17	U	40	17	ug/Kg	☼	04/28/15 08:06	05/04/15 04:38	1
Aroclor-1260	**82**		40	11	ug/Kg	☼	04/28/15 08:06	05/04/15 04:38	1

Surrogate	*%Recovery*	*Qualifier*	*Limits*	*Prepared*	*Analyzed*	*Dil Fac*
Tetrachloro-m-xylene	*86*		*29 - 151*	*04/28/15 08:06*	*05/04/15 04:38*	*1*
DCB Decachlorobiphenyl	*94*		*14 - 163*	*04/28/15 08:06*	*05/04/15 04:38*	*1*

Client Sample ID: DR-SB-229-36-39 — Lab Sample ID: 240-49697-39

Date Collected: 04/21/15 14:08 — **Matrix: Solid**
Date Received: 04/23/15 09:30 — **Percent Solids: 73.3**

Method: 8082A - Polychlorinated Biphenyls (PCBs) by Gas Chromatography

Analyte	Result	Qualifier	RL	MDL	Unit	D	Prepared	Analyzed	Dil Fac
Aroclor-1016	17	U	46	17	ug/Kg	☼	04/28/15 08:06	05/06/15 21:34	1
Aroclor-1221	22	U	46	22	ug/Kg	☼	04/28/15 08:06	05/06/15 21:34	1
Aroclor-1232	28	U	46	28	ug/Kg	☼	04/28/15 08:06	05/06/15 21:34	1
Aroclor-1242	15	U	46	15	ug/Kg	☼	04/28/15 08:06	05/06/15 21:34	1
Aroclor-1248	11	U	46	11	ug/Kg	☼	04/28/15 08:06	05/06/15 21:34	1
Aroclor-1254	**36**	**J**	46	19	ug/Kg	☼	04/28/15 08:06	05/06/15 21:34	1
Aroclor-1260	12	U	46	12	ug/Kg	☼	04/28/15 08:06	05/06/15 21:34	1

Surrogate	*%Recovery*	*Qualifier*	*Limits*	*Prepared*	*Analyzed*	*Dil Fac*
Tetrachloro-m-xylene	*61*		*29 - 151*	*04/28/15 08:06*	*05/06/15 21:34*	*1*
DCB Decachlorobiphenyl	*78*		*14 - 163*	*04/28/15 08:06*	*05/06/15 21:34*	*1*

Client Sample Results

Client: Tetra Tech, Inc.
Project/Site: MSA DRA PCB

TestAmerica Job ID: 240-49697-1

Client Sample ID: DR-SB-229-48-51 — Lab Sample ID: 240-49697-40

Date Collected: 04/21/15 14:09 — **Matrix: Solid**
Date Received: 04/23/15 09:30 — **Percent Solids: 85.1**

Method: 8082A - Polychlorinated Biphenyls (PCBs) by Gas Chromatography

Analyte	Result	Qualifier	RL	MDL	Unit	D	Prepared	Analyzed	Dil Fac
Aroclor-1016	14	U	39	14	ug/Kg	☼	04/28/15 08:06	05/04/15 05:10	1
Aroclor-1221	19	U	39	19	ug/Kg	☼	04/28/15 08:06	05/04/15 05:10	1
Aroclor-1232	24	U	39	24	ug/Kg	☼	04/28/15 08:06	05/04/15 05:10	1
Aroclor-1242	13	U	39	13	ug/Kg	☼	04/28/15 08:06	05/04/15 05:10	1
Aroclor-1248	9.4	U	39	9.4	ug/Kg	☼	04/28/15 08:06	05/04/15 05:10	1
Aroclor-1254	16	U	39	16	ug/Kg	☼	04/28/15 08:06	05/04/15 05:10	1
Aroclor-1260	**170**		39	11	ug/Kg	☼	04/28/15 08:06	05/04/15 05:10	1

Surrogate	*%Recovery*	*Qualifier*	*Limits*	*Prepared*	*Analyzed*	*Dil Fac*
Tetrachloro-m-xylene	*65*		*29 - 151*	*04/28/15 08:06*	*05/04/15 05:10*	*1*
DCB Decachlorobiphenyl	*73*		*14 - 163*	*04/28/15 08:06*	*05/04/15 05:10*	*1*

Client Sample ID: DR-SB-233-0-3 — Lab Sample ID: 240-49697-41

Date Collected: 04/21/15 14:22 — **Matrix: Solid**
Date Received: 04/23/15 09:30 — **Percent Solids: 79.9**

Method: 8082A - Polychlorinated Biphenyls (PCBs) by Gas Chromatography

Analyte	Result	Qualifier	RL	MDL	Unit	D	Prepared	Analyzed	Dil Fac
Aroclor-1016	76	U	210	76	ug/Kg	☼	04/28/15 08:06	05/06/15 21:51	5
Aroclor-1221	100	U	210	100	ug/Kg	☼	04/28/15 08:06	05/06/15 21:51	5
Aroclor-1232	130	U	210	130	ug/Kg	☼	04/28/15 08:06	05/06/15 21:51	5
Aroclor-1242	**660**		210	70	ug/Kg	☼	04/28/15 08:06	05/06/15 21:51	5
Aroclor-1248	51	U	210	51	ug/Kg	☼	04/28/15 08:06	05/06/15 21:51	5
Aroclor-1254	**840**		210	89	ug/Kg	☼	04/28/15 08:06	05/06/15 21:51	5
Aroclor-1260	57	U	210	57	ug/Kg	☼	04/28/15 08:06	05/06/15 21:51	5

Surrogate	*%Recovery*	*Qualifier*	*Limits*	*Prepared*	*Analyzed*	*Dil Fac*
Tetrachloro-m-xylene	*91*		*29 - 151*	*04/28/15 08:06*	*05/06/15 21:51*	*5*
DCB Decachlorobiphenyl	*119*		*14 - 163*	*04/28/15 08:06*	*05/06/15 21:51*	*5*

Client Sample ID: DR-SB-233-24-27 — Lab Sample ID: 240-49697-42

Date Collected: 04/21/15 14:23 — **Matrix: Solid**
Date Received: 04/23/15 09:30 — **Percent Solids: 88.7**

Method: 8082A - Polychlorinated Biphenyls (PCBs) by Gas Chromatography

Analyte	Result	Qualifier	RL	MDL	Unit	D	Prepared	Analyzed	Dil Fac
Aroclor-1016	14	U	38	14	ug/Kg	☼	04/28/15 08:06	05/04/15 05:43	1
Aroclor-1221	18	U	38	18	ug/Kg	☼	04/28/15 08:06	05/04/15 05:43	1
Aroclor-1232	23	U	38	23	ug/Kg	☼	04/28/15 08:06	05/04/15 05:43	1
Aroclor-1242	13	U	38	13	ug/Kg	☼	04/28/15 08:06	05/04/15 05:43	1
Aroclor-1248	9.1	U	38	9.1	ug/Kg	☼	04/28/15 08:06	05/04/15 05:43	1
Aroclor-1254	16	U	38	16	ug/Kg	☼	04/28/15 08:06	05/04/15 05:43	1
Aroclor-1260	**11**	**J**	38	10	ug/Kg	☼	04/28/15 08:06	05/04/15 05:43	1

Surrogate	*%Recovery*	*Qualifier*	*Limits*	*Prepared*	*Analyzed*	*Dil Fac*
Tetrachloro-m-xylene	*69*		*29 - 151*	*04/28/15 08:06*	*05/04/15 05:43*	*1*
DCB Decachlorobiphenyl	*85*		*14 - 163*	*04/28/15 08:06*	*05/04/15 05:43*	*1*

Client Sample Results

Client: Tetra Tech, Inc.
Project/Site: MSA DRA PCB

TestAmerica Job ID: 240-49697-1

Client Sample ID: DR-SB-233-36-39 — Lab Sample ID: 240-49697-43

Date Collected: 04/21/15 14:24 — **Matrix: Solid**
Date Received: 04/23/15 09:30 — **Percent Solids: 83.1**

Method: 8082A - Polychlorinated Biphenyls (PCBs) by Gas Chromatography

Analyte	Result	Qualifier	RL	MDL	Unit	D	Prepared	Analyzed	Dil Fac
Aroclor-1016	14	U	39	14	ug/Kg	☼	04/29/15 09:08	05/01/15 15:37	1
Aroclor-1221	19	U	39	19	ug/Kg	☼	04/29/15 09:08	05/01/15 15:37	1
Aroclor-1232	24	U	39	24	ug/Kg	☼	04/29/15 09:08	05/01/15 15:37	1
Aroclor-1242	13	U	39	13	ug/Kg	☼	04/29/15 09:08	05/01/15 15:37	1
Aroclor-1248	9.6	U	39	9.6	ug/Kg	☼	04/29/15 09:08	05/01/15 15:37	1
Aroclor-1254	**170**		39	17	ug/Kg	☼	04/29/15 09:08	05/01/15 15:37	1
Aroclor-1260	11	U	39	11	ug/Kg	☼	04/29/15 09:08	05/01/15 15:37	1

Surrogate	*%Recovery*	*Qualifier*	*Limits*	*Prepared*	*Analyzed*	*Dil Fac*
Tetrachloro-m-xylene	*71*		*29 - 151*	*04/29/15 09:08*	*05/01/15 15:37*	*1*
DCB Decachlorobiphenyl	*78*		*14 - 163*	*04/29/15 09:08*	*05/01/15 15:37*	*1*

Client Sample ID: DR-SB-233-48-51 — Lab Sample ID: 240-49697-44

Date Collected: 04/21/15 14:25 — **Matrix: Solid**
Date Received: 04/23/15 09:30 — **Percent Solids: 89.5**

Method: 8082A - Polychlorinated Biphenyls (PCBs) by Gas Chromatography

Analyte	Result	Qualifier	RL	MDL	Unit	D	Prepared	Analyzed	Dil Fac
Aroclor-1016	13	U	37	13	ug/Kg	☼	04/30/15 07:38	05/02/15 19:47	1
Aroclor-1221	18	U	37	18	ug/Kg	☼	04/30/15 07:38	05/02/15 19:47	1
Aroclor-1232	22	U	37	22	ug/Kg	☼	04/30/15 07:38	05/02/15 19:47	1
Aroclor-1242	12	U	37	12	ug/Kg	☼	04/30/15 07:38	05/02/15 19:47	1
Aroclor-1248	8.9	U	37	8.9	ug/Kg	☼	04/30/15 07:38	05/02/15 19:47	1
Aroclor-1254	**150**		37	16	ug/Kg	☼	04/30/15 07:38	05/02/15 19:47	1
Aroclor-1260	10	U	37	10	ug/Kg	☼	04/30/15 07:38	05/02/15 19:47	1

Surrogate	*%Recovery*	*Qualifier*	*Limits*	*Prepared*	*Analyzed*	*Dil Fac*
Tetrachloro-m-xylene	*74*		*29 - 151*	*04/30/15 07:38*	*05/02/15 19:47*	*1*
DCB Decachlorobiphenyl	*127*		*14 - 163*	*04/30/15 07:38*	*05/02/15 19:47*	*1*

Client Sample ID: DR-SB-228-0-3 — Lab Sample ID: 240-49697-45

Date Collected: 04/21/15 14:43 — **Matrix: Solid**
Date Received: 04/23/15 09:30 — **Percent Solids: 77.0**

Method: 8082A - Polychlorinated Biphenyls (PCBs) by Gas Chromatography

Analyte	Result	Qualifier	RL	MDL	Unit	D	Prepared	Analyzed	Dil Fac
Aroclor-1016	78	U	210	78	ug/Kg	☼	04/30/15 07:38	05/02/15 20:04	5
Aroclor-1221	100	U	210	100	ug/Kg	☼	04/30/15 07:38	05/02/15 20:04	5
Aroclor-1232	130	U	210	130	ug/Kg	☼	04/30/15 07:38	05/02/15 20:04	5
Aroclor-1242	71	U	210	71	ug/Kg	☼	04/30/15 07:38	05/02/15 20:04	5
Aroclor-1248	52	U	210	52	ug/Kg	☼	04/30/15 07:38	05/02/15 20:04	5
Aroclor-1254	91	U	210	91	ug/Kg	☼	04/30/15 07:38	05/02/15 20:04	5
Aroclor-1260	**460**		210	58	ug/Kg	☼	04/30/15 07:38	05/02/15 20:04	5

Surrogate	*%Recovery*	*Qualifier*	*Limits*	*Prepared*	*Analyzed*	*Dil Fac*
Tetrachloro-m-xylene	*89*		*29 - 151*	*04/30/15 07:38*	*05/02/15 20:04*	*5*
DCB Decachlorobiphenyl	*127*		*14 - 163*	*04/30/15 07:38*	*05/02/15 20:04*	*5*

Client Sample Results

Client: Tetra Tech, Inc.
Project/Site: MSA DRA PCB

TestAmerica Job ID: 240-49697-1

Client Sample ID: DR-SB-228-24-27 — Lab Sample ID: 240-49697-46

Date Collected: 04/21/15 14:44 — **Matrix: Solid**
Date Received: 04/23/15 09:30 — **Percent Solids: 84.2**

Method: 8082A - Polychlorinated Biphenyls (PCBs) by Gas Chromatography

Analyte	Result	Qualifier	RL	MDL	Unit	D	Prepared	Analyzed	Dil Fac
Aroclor-1016	14	U	39	14	ug/Kg	☼	04/30/15 07:38	05/02/15 20:20	1
Aroclor-1221	19	U	39	19	ug/Kg	☼	04/30/15 07:38	05/02/15 20:20	1
Aroclor-1232	24	U	39	24	ug/Kg	☼	04/30/15 07:38	05/02/15 20:20	1
Aroclor-1242	13	U	39	13	ug/Kg	☼	04/30/15 07:38	05/02/15 20:20	1
Aroclor-1248	9.4	U	39	9.4	ug/Kg	☼	04/30/15 07:38	05/02/15 20:20	1
Aroclor-1254	16	U	39	16	ug/Kg	☼	04/30/15 07:38	05/02/15 20:20	1
Aroclor-1260	**67**		39	11	ug/Kg	☼	04/30/15 07:38	05/02/15 20:20	1

Surrogate	*%Recovery*	*Qualifier*	*Limits*	*Prepared*	*Analyzed*	*Dil Fac*
Tetrachloro-m-xylene	*70*		*29 - 151*	*04/30/15 07:38*	*05/02/15 20:20*	*1*
DCB Decachlorobiphenyl	*96*		*14 - 163*	*04/30/15 07:38*	*05/02/15 20:20*	*1*

Client Sample ID: DR-SB-228-36-39 — Lab Sample ID: 240-49697-47

Date Collected: 04/21/15 14:45 — **Matrix: Solid**
Date Received: 04/23/15 09:30 — **Percent Solids: 83.4**

Method: 8082A - Polychlorinated Biphenyls (PCBs) by Gas Chromatography

Analyte	Result	Qualifier	RL	MDL	Unit	D	Prepared	Analyzed	Dil Fac
Aroclor-1016	14	U	39	14	ug/Kg	☼	05/01/15 07:06	05/06/15 10:07	1
Aroclor-1221	19	U	39	19	ug/Kg	☼	05/01/15 07:06	05/06/15 10:07	1
Aroclor-1232	24	U	39	24	ug/Kg	☼	05/01/15 07:06	05/06/15 10:07	1
Aroclor-1242	13	U	39	13	ug/Kg	☼	05/01/15 07:06	05/06/15 10:07	1
Aroclor-1248	**16**	**J**	39	9.4	ug/Kg	☼	05/01/15 07:06	05/06/15 10:07	1
Aroclor-1254	17	U	39	17	ug/Kg	☼	05/01/15 07:06	05/06/15 10:07	1
Aroclor-1260	**30**	**J**	39	11	ug/Kg	☼	05/01/15 07:06	05/06/15 10:07	1

Surrogate	*%Recovery*	*Qualifier*	*Limits*	*Prepared*	*Analyzed*	*Dil Fac*
Tetrachloro-m-xylene	*100*		*29 - 151*	*05/01/15 07:06*	*05/06/15 10:07*	*1*
DCB Decachlorobiphenyl	*124*		*14 - 163*	*05/01/15 07:06*	*05/06/15 10:07*	*1*

Client Sample ID: DR-SB-228-48-51 — Lab Sample ID: 240-49697-48

Date Collected: 04/21/15 14:46 — **Matrix: Solid**
Date Received: 04/23/15 09:30 — **Percent Solids: 85.3**

Method: 8082A - Polychlorinated Biphenyls (PCBs) by Gas Chromatography

Analyte	Result	Qualifier	RL	MDL	Unit	D	Prepared	Analyzed	Dil Fac
Aroclor-1016	14	U	39	14	ug/Kg	☼	05/01/15 07:06	05/06/15 10:24	1
Aroclor-1221	19	U	39	19	ug/Kg	☼	05/01/15 07:06	05/06/15 10:24	1
Aroclor-1232	24	U	39	24	ug/Kg	☼	05/01/15 07:06	05/06/15 10:24	1
Aroclor-1242	13	U	39	13	ug/Kg	☼	05/01/15 07:06	05/06/15 10:24	1
Aroclor-1248	9.4	U	39	9.4	ug/Kg	☼	05/01/15 07:06	05/06/15 10:24	1
Aroclor-1254	16	U	39	16	ug/Kg	☼	05/01/15 07:06	05/06/15 10:24	1
Aroclor-1260	**130**		39	11	ug/Kg	☼	05/01/15 07:06	05/06/15 10:24	1

Surrogate	*%Recovery*	*Qualifier*	*Limits*	*Prepared*	*Analyzed*	*Dil Fac*
Tetrachloro-m-xylene	*104*		*29 - 151*	*05/01/15 07:06*	*05/06/15 10:24*	*1*
DCB Decachlorobiphenyl	*380*	*X*	*14 - 163*	*05/01/15 07:06*	*05/06/15 10:24*	*1*

Client Sample Results

Client: Tetra Tech, Inc.
Project/Site: MSA DRA PCB

TestAmerica Job ID: 240-49697-1

Client Sample ID: DR-SB-242-0-3 — Lab Sample ID: 240-49697-49

Date Collected: 04/21/15 15:04 — **Matrix: Solid**
Date Received: 04/23/15 09:30 — **Percent Solids: 83.4**

Method: 8082A - Polychlorinated Biphenyls (PCBs) by Gas Chromatography

Analyte	Result	Qualifier	RL	MDL	Unit	D	Prepared	Analyzed	Dil Fac
Aroclor-1016	1400	U	3900	1400	ug/Kg	☼	05/01/15 07:06	05/06/15 10:40	100
Aroclor-1221	1900	U	3900	1900	ug/Kg	☼	05/01/15 07:06	05/06/15 10:40	100
Aroclor-1232	2400	U	3900	2400	ug/Kg	☼	05/01/15 07:06	05/06/15 10:40	100
Aroclor-1242	1300	U	3900	1300	ug/Kg	☼	05/01/15 07:06	05/06/15 10:40	100
Aroclor-1248	**20000**		3900	950	ug/Kg	☼	05/01/15 07:06	05/06/15 10:40	100
Aroclor-1254	1700	U	3900	1700	ug/Kg	☼	05/01/15 07:06	05/06/15 10:40	100
Aroclor-1260	**1600**	**J**	3900	1100	ug/Kg	☼	05/01/15 07:06	05/06/15 10:40	100

Surrogate	*%Recovery*	*Qualifier*	*Limits*	*Prepared*	*Analyzed*	*Dil Fac*
Tetrachloro-m-xylene	*0*	*X*	*29 - 151*	*05/01/15 07:06*	*05/06/15 10:40*	*100*
DCB Decachlorobiphenyl	*0*	*X*	*14 - 163*	*05/01/15 07:06*	*05/06/15 10:40*	*100*

Client Sample ID: DR-SB-242-24-27 — Lab Sample ID: 240-49697-50

Date Collected: 04/21/15 15:05 — **Matrix: Solid**
Date Received: 04/23/15 09:30 — **Percent Solids: 82.0**

Method: 8082A - Polychlorinated Biphenyls (PCBs) by Gas Chromatography

Analyte	Result	Qualifier	RL	MDL	Unit	D	Prepared	Analyzed	Dil Fac
Aroclor-1016	15	U	40	15	ug/Kg	☼	05/01/15 07:06	05/06/15 10:56	1
Aroclor-1221	19	U	40	19	ug/Kg	☼	05/01/15 07:06	05/06/15 10:56	1
Aroclor-1232	24	U	40	24	ug/Kg	☼	05/01/15 07:06	05/06/15 10:56	1
Aroclor-1242	13	U	40	13	ug/Kg	☼	05/01/15 07:06	05/06/15 10:56	1
Aroclor-1248	9.7	U	40	9.7	ug/Kg	☼	05/01/15 07:06	05/06/15 10:56	1
Aroclor-1254	17	U	40	17	ug/Kg	☼	05/01/15 07:06	05/06/15 10:56	1
Aroclor-1260	11	U	40	11	ug/Kg	☼	05/01/15 07:06	05/06/15 10:56	1

Surrogate	*%Recovery*	*Qualifier*	*Limits*	*Prepared*	*Analyzed*	*Dil Fac*
Tetrachloro-m-xylene	*116*		*29 - 151*	*05/01/15 07:06*	*05/06/15 10:56*	*1*
DCB Decachlorobiphenyl	*155*		*14 - 163*	*05/01/15 07:06*	*05/06/15 10:56*	*1*

Client Sample ID: DR-SB-242-36-39 — Lab Sample ID: 240-49697-51

Date Collected: 04/21/15 15:06 — **Matrix: Solid**
Date Received: 04/23/15 09:30 — **Percent Solids: 88.2**

Method: 8082A - Polychlorinated Biphenyls (PCBs) by Gas Chromatography

Analyte	Result	Qualifier	RL	MDL	Unit	D	Prepared	Analyzed	Dil Fac
Aroclor-1016	6800	U	19000	6800	ug/Kg	☼	05/01/15 07:06	05/06/15 11:13	500
Aroclor-1221	9100	U	19000	9100	ug/Kg	☼	05/01/15 07:06	05/06/15 11:13	500
Aroclor-1232	11000	U	19000	11000	ug/Kg	☼	05/01/15 07:06	05/06/15 11:13	500
Aroclor-1242	6300	U	19000	6300	ug/Kg	☼	05/01/15 07:06	05/06/15 11:13	500
Aroclor-1248	**51000**		19000	4600	ug/Kg	☼	05/01/15 07:06	05/06/15 11:13	500
Aroclor-1254	8000	U	19000	8000	ug/Kg	☼	05/01/15 07:06	05/06/15 11:13	500
Aroclor-1260	**6400**	**J**	19000	5100	ug/Kg	☼	05/01/15 07:06	05/06/15 11:13	500

Surrogate	*%Recovery*	*Qualifier*	*Limits*	*Prepared*	*Analyzed*	*Dil Fac*
Tetrachloro-m-xylene	*0*	*X*	*29 - 151*	*05/01/15 07:06*	*05/06/15 11:13*	*500*
DCB Decachlorobiphenyl	*0*	*X*	*14 - 163*	*05/01/15 07:06*	*05/06/15 11:13*	*500*

Client Sample Results

Client: Tetra Tech, Inc.
Project/Site: MSA DRA PCB

TestAmerica Job ID: 240-49697-1

Client Sample ID: DR-SB-242-48-51 — Lab Sample ID: 240-49697-52

Date Collected: 04/21/15 15:07 — **Matrix: Solid**
Date Received: 04/23/15 09:30 — **Percent Solids: 83.4**

Method: 8082A - Polychlorinated Biphenyls (PCBs) by Gas Chromatography

Analyte	Result	Qualifier	RL	MDL	Unit	D	Prepared	Analyzed	Dil Fac
Aroclor-1016	14	U	39	14	ug/Kg	☼	05/01/15 07:06	05/06/15 11:29	1
Aroclor-1221	19	U	39	19	ug/Kg	☼	05/01/15 07:06	05/06/15 11:29	1
Aroclor-1232	24	U	39	24	ug/Kg	☼	05/01/15 07:06	05/06/15 11:29	1
Aroclor-1242	13	U	39	13	ug/Kg	☼	05/01/15 07:06	05/06/15 11:29	1
Aroclor-1248	**55**		39	9.6	ug/Kg	☼	05/01/15 07:06	05/06/15 11:29	1
Aroclor-1254	17	U	39	17	ug/Kg	☼	05/01/15 07:06	05/06/15 11:29	1
Aroclor-1260	11	U	39	11	ug/Kg	☼	05/01/15 07:06	05/06/15 11:29	1

Surrogate	*%Recovery*	*Qualifier*	*Limits*	*Prepared*	*Analyzed*	*Dil Fac*
Tetrachloro-m-xylene	*88*		*29 - 151*	*05/01/15 07:06*	*05/06/15 11:29*	*1*
DCB Decachlorobiphenyl	*119*		*14 - 163*	*05/01/15 07:06*	*05/06/15 11:29*	*1*

Client Sample ID: DR-SB-247-0-3 — Lab Sample ID: 240-49697-53

Date Collected: 04/21/15 15:34 — **Matrix: Solid**
Date Received: 04/23/15 09:30 — **Percent Solids: 80.8**

Method: 8082A - Polychlorinated Biphenyls (PCBs) by Gas Chromatography

Analyte	Result	Qualifier	RL	MDL	Unit	D	Prepared	Analyzed	Dil Fac
Aroclor-1016	15	U	41	15	ug/Kg	☼	05/01/15 07:06	05/06/15 11:45	1
Aroclor-1221	20	U	41	20	ug/Kg	☼	05/01/15 07:06	05/06/15 11:45	1
Aroclor-1232	25	U	41	25	ug/Kg	☼	05/01/15 07:06	05/06/15 11:45	1
Aroclor-1242	14	U	41	14	ug/Kg	☼	05/01/15 07:06	05/06/15 11:45	1
Aroclor-1248	9.9	U	41	9.9	ug/Kg	☼	05/01/15 07:06	05/06/15 11:45	1
Aroclor-1254	17	U	41	17	ug/Kg	☼	05/01/15 07:06	05/06/15 11:45	1
Aroclor-1260	**35**	**J**	41	11	ug/Kg	☼	05/01/15 07:06	05/06/15 11:45	1

Surrogate	*%Recovery*	*Qualifier*	*Limits*	*Prepared*	*Analyzed*	*Dil Fac*
Tetrachloro-m-xylene	*93*		*29 - 151*	*05/01/15 07:06*	*05/06/15 11:45*	*1*
DCB Decachlorobiphenyl	*118*		*14 - 163*	*05/01/15 07:06*	*05/06/15 11:45*	*1*

Client Sample ID: DR-SB-247-24-27 — Lab Sample ID: 240-49697-54

Date Collected: 04/21/15 15:35 — **Matrix: Solid**
Date Received: 04/23/15 09:30 — **Percent Solids: 85.1**

Method: 8082A - Polychlorinated Biphenyls (PCBs) by Gas Chromatography

Analyte	Result	Qualifier	RL	MDL	Unit	D	Prepared	Analyzed	Dil Fac
Aroclor-1016	14	U	39	14	ug/Kg	☼	05/01/15 07:06	05/06/15 12:01	1
Aroclor-1221	19	U	39	19	ug/Kg	☼	05/01/15 07:06	05/06/15 12:01	1
Aroclor-1232	24	U	39	24	ug/Kg	☼	05/01/15 07:06	05/06/15 12:01	1
Aroclor-1242	13	U	39	13	ug/Kg	☼	05/01/15 07:06	05/06/15 12:01	1
Aroclor-1248	9.4	U	39	9.4	ug/Kg	☼	05/01/15 07:06	05/06/15 12:01	1
Aroclor-1254	**170**		39	17	ug/Kg	☼	05/01/15 07:06	05/06/15 12:01	1
Aroclor-1260	11	U	39	11	ug/Kg	☼	05/01/15 07:06	05/06/15 12:01	1

Surrogate	*%Recovery*	*Qualifier*	*Limits*	*Prepared*	*Analyzed*	*Dil Fac*
Tetrachloro-m-xylene	*91*		*29 - 151*	*05/01/15 07:06*	*05/06/15 12:01*	*1*
DCB Decachlorobiphenyl	*316*	*X*	*14 - 163*	*05/01/15 07:06*	*05/06/15 12:01*	*1*

Client Sample Results

Client: Tetra Tech, Inc.
Project/Site: MSA DRA PCB

TestAmerica Job ID: 240-49697-1

Client Sample ID: DR-SB-247-36-39 — Lab Sample ID: 240-49697-55

Date Collected: 04/21/15 15:37 — **Matrix: Solid**
Date Received: 04/23/15 09:30 — **Percent Solids: 85.7**

Method: 8082A - Polychlorinated Biphenyls (PCBs) by Gas Chromatography

Analyte	Result	Qualifier	RL	MDL	Unit	D	Prepared	Analyzed	Dil Fac
Aroclor-1016	70	U	190	70	ug/Kg	☼	05/01/15 07:06	05/06/15 12:18	5
Aroclor-1221	93	U	190	93	ug/Kg	☼	05/01/15 07:06	05/06/15 12:18	5
Aroclor-1232	120	U	190	120	ug/Kg	☼	05/01/15 07:06	05/06/15 12:18	5
Aroclor-1242	64	U	190	64	ug/Kg	☼	05/01/15 07:06	05/06/15 12:18	5
Aroclor-1248	47	U	190	47	ug/Kg	☼	05/01/15 07:06	05/06/15 12:18	5
Aroclor-1254	**570**		190	82	ug/Kg	☼	05/01/15 07:06	05/06/15 12:18	5
Aroclor-1260	53	U	190	53	ug/Kg	☼	05/01/15 07:06	05/06/15 12:18	5

Surrogate	*%Recovery*	*Qualifier*	*Limits*	*Prepared*	*Analyzed*	*Dil Fac*
Tetrachloro-m-xylene	*122*		*29 - 151*	*05/01/15 07:06*	*05/06/15 12:18*	*5*
DCB Decachlorobiphenyl	*396*	*X*	*14 - 163*	*05/01/15 07:06*	*05/06/15 12:18*	*5*

Client Sample ID: DR-SB-247-48-51 — Lab Sample ID: 240-49697-56

Date Collected: 04/22/15 09:30 — **Matrix: Solid**
Date Received: 04/23/15 09:30 — **Percent Solids: 82.5**

Method: 8082A - Polychlorinated Biphenyls (PCBs) by Gas Chromatography

Analyte	Result	Qualifier	RL	MDL	Unit	D	Prepared	Analyzed	Dil Fac
Aroclor-1016	15	U	40	15	ug/Kg	☼	05/01/15 07:06	05/06/15 12:34	1
Aroclor-1221	19	U	40	19	ug/Kg	☼	05/01/15 07:06	05/06/15 12:34	1
Aroclor-1232	24	U	40	24	ug/Kg	☼	05/01/15 07:06	05/06/15 12:34	1
Aroclor-1242	13	U	40	13	ug/Kg	☼	05/01/15 07:06	05/06/15 12:34	1
Aroclor-1248	9.7	U	40	9.7	ug/Kg	☼	05/01/15 07:06	05/06/15 12:34	1
Aroclor-1254	**45**		40	17	ug/Kg	☼	05/01/15 07:06	05/06/15 12:34	1
Aroclor-1260	11	U	40	11	ug/Kg	☼	05/01/15 07:06	05/06/15 12:34	1

Surrogate	*%Recovery*	*Qualifier*	*Limits*	*Prepared*	*Analyzed*	*Dil Fac*
Tetrachloro-m-xylene	*84*		*29 - 151*	*05/01/15 07:06*	*05/06/15 12:34*	*1*
DCB Decachlorobiphenyl	*145*		*14 - 163*	*05/01/15 07:06*	*05/06/15 12:34*	*1*

Client Sample ID: DR-SB-241-0-3 — Lab Sample ID: 240-49697-57

Date Collected: 04/21/15 15:55 — **Matrix: Solid**
Date Received: 04/23/15 09:30 — **Percent Solids: 78.8**

Method: 8082A - Polychlorinated Biphenyls (PCBs) by Gas Chromatography

Analyte	Result	Qualifier	RL	MDL	Unit	D	Prepared	Analyzed	Dil Fac
Aroclor-1016	76	U	210	76	ug/Kg	☼	05/01/15 07:06	05/06/15 12:50	5
Aroclor-1221	100	U	210	100	ug/Kg	☼	05/01/15 07:06	05/06/15 12:50	5
Aroclor-1232	130	U	210	130	ug/Kg	☼	05/01/15 07:06	05/06/15 12:50	5
Aroclor-1242	70	U	210	70	ug/Kg	☼	05/01/15 07:06	05/06/15 12:50	5
Aroclor-1248	**290**		210	51	ug/Kg	☼	05/01/15 07:06	05/06/15 12:50	5
Aroclor-1254	89	U	210	89	ug/Kg	☼	05/01/15 07:06	05/06/15 12:50	5
Aroclor-1260	**240**		210	57	ug/Kg	☼	05/01/15 07:06	05/06/15 12:50	5

Surrogate	*%Recovery*	*Qualifier*	*Limits*	*Prepared*	*Analyzed*	*Dil Fac*
Tetrachloro-m-xylene	*100*		*29 - 151*	*05/01/15 07:06*	*05/06/15 12:50*	*5*
DCB Decachlorobiphenyl	*203*	*X*	*14 - 163*	*05/01/15 07:06*	*05/06/15 12:50*	*5*

Client Sample Results

Client: Tetra Tech, Inc.
Project/Site: MSA DRA PCB

TestAmerica Job ID: 240-49697-1

Client Sample ID: DR-SB-241-24-27 — Lab Sample ID: 240-49697-58

Date Collected: 04/21/15 15:56 — **Matrix: Solid**
Date Received: 04/23/15 09:30 — **Percent Solids: 82.0**

Method: 8082A - Polychlorinated Biphenyls (PCBs) by Gas Chromatography

Analyte	Result	Qualifier	RL	MDL	Unit	D	Prepared	Analyzed	Dil Fac
Aroclor-1016	15	U	40	15	ug/Kg	☼	05/01/15 07:06	05/06/15 13:07	1
Aroclor-1221	19	U	40	19	ug/Kg	☼	05/01/15 07:06	05/06/15 13:07	1
Aroclor-1232	24	U	40	24	ug/Kg	☼	05/01/15 07:06	05/06/15 13:07	1
Aroclor-1242	13	U	40	13	ug/Kg	☼	05/01/15 07:06	05/06/15 13:07	1
Aroclor-1248	9.7	U	40	9.7	ug/Kg	☼	05/01/15 07:06	05/06/15 13:07	1
Aroclor-1254	17	U	40	17	ug/Kg	☼	05/01/15 07:06	05/06/15 13:07	1
Aroclor-1260	**22**	**J**	40	11	ug/Kg	☼	05/01/15 07:06	05/06/15 13:07	1

Surrogate	*%Recovery*	*Qualifier*	*Limits*	*Prepared*	*Analyzed*	*Dil Fac*
Tetrachloro-m-xylene	*83*		*29 - 151*	*05/01/15 07:06*	*05/06/15 13:07*	*1*
DCB Decachlorobiphenyl	*129*		*14 - 163*	*05/01/15 07:06*	*05/06/15 13:07*	*1*

Client Sample ID: DR-SB-241-36-39 — Lab Sample ID: 240-49697-59

Date Collected: 04/21/15 15:57 — **Matrix: Solid**
Date Received: 04/23/15 09:30 — **Percent Solids: 84.9**

Method: 8082A - Polychlorinated Biphenyls (PCBs) by Gas Chromatography

Analyte	Result	Qualifier	RL	MDL	Unit	D	Prepared	Analyzed	Dil Fac
Aroclor-1016	14	U	39	14	ug/Kg	☼	05/01/15 07:06	05/06/15 13:23	1
Aroclor-1221	19	U	39	19	ug/Kg	☼	05/01/15 07:06	05/06/15 13:23	1
Aroclor-1232	24	U	39	24	ug/Kg	☼	05/01/15 07:06	05/06/15 13:23	1
Aroclor-1242	13	U	39	13	ug/Kg	☼	05/01/15 07:06	05/06/15 13:23	1
Aroclor-1248	9.4	U	39	9.4	ug/Kg	☼	05/01/15 07:06	05/06/15 13:23	1
Aroclor-1254	16	U	39	16	ug/Kg	☼	05/01/15 07:06	05/06/15 13:23	1
Aroclor-1260	**22**	**J**	39	11	ug/Kg	☼	05/01/15 07:06	05/06/15 13:23	1

Surrogate	*%Recovery*	*Qualifier*	*Limits*	*Prepared*	*Analyzed*	*Dil Fac*
Tetrachloro-m-xylene	*88*		*29 - 151*	*05/01/15 07:06*	*05/06/15 13:23*	*1*
DCB Decachlorobiphenyl	*121*		*14 - 163*	*05/01/15 07:06*	*05/06/15 13:23*	*1*

Client Sample ID: DR-SB-241-48-51 — Lab Sample ID: 240-49697-60

Date Collected: 04/22/15 09:35 — **Matrix: Solid**
Date Received: 04/23/15 09:30 — **Percent Solids: 85.0**

Method: 8082A - Polychlorinated Biphenyls (PCBs) by Gas Chromatography

Analyte	Result	Qualifier	RL	MDL	Unit	D	Prepared	Analyzed	Dil Fac
Aroclor-1016	14	U	39	14	ug/Kg	☼	05/01/15 07:06	05/06/15 13:39	1
Aroclor-1221	19	U	39	19	ug/Kg	☼	05/01/15 07:06	05/06/15 13:39	1
Aroclor-1232	23	U	39	23	ug/Kg	☼	05/01/15 07:06	05/06/15 13:39	1
Aroclor-1242	13	U	39	13	ug/Kg	☼	05/01/15 07:06	05/06/15 13:39	1
Aroclor-1248	9.4	U	39	9.4	ug/Kg	☼	05/01/15 07:06	05/06/15 13:39	1
Aroclor-1254	16	U	39	16	ug/Kg	☼	05/01/15 07:06	05/06/15 13:39	1
Aroclor-1260	**110**		39	11	ug/Kg	☼	05/01/15 07:06	05/06/15 13:39	1

Surrogate	*%Recovery*	*Qualifier*	*Limits*	*Prepared*	*Analyzed*	*Dil Fac*
Tetrachloro-m-xylene	*92*		*29 - 151*	*05/01/15 07:06*	*05/06/15 13:39*	*1*
DCB Decachlorobiphenyl	*203*	*X*	*14 - 163*	*05/01/15 07:06*	*05/06/15 13:39*	*1*

Client Sample Results

Client: Tetra Tech, Inc.
Project/Site: MSA DRA PCB

TestAmerica Job ID: 240-49697-1

Client Sample ID: DR-SB-237-0-3 — Lab Sample ID: 240-49697-61

Date Collected: 04/21/15 16:16 — **Matrix: Solid**
Date Received: 04/23/15 09:30 — **Percent Solids: 81.3**

Method: 8082A - Polychlorinated Biphenyls (PCBs) by Gas Chromatography

Analyte	Result	Qualifier	RL	MDL	Unit	D	Prepared	Analyzed	Dil Fac
Aroclor-1016	15	U	40	15	ug/Kg	☼	05/01/15 07:06	05/06/15 13:55	1
Aroclor-1221	19	U	40	19	ug/Kg	☼	05/01/15 07:06	05/06/15 13:55	1
Aroclor-1232	24	U	40	24	ug/Kg	☼	05/01/15 07:06	05/06/15 13:55	1
Aroclor-1242	13	U	40	13	ug/Kg	☼	05/01/15 07:06	05/06/15 13:55	1
Aroclor-1248	9.7	U	40	9.7	ug/Kg	☼	05/01/15 07:06	05/06/15 13:55	1
Aroclor-1254	17	U	40	17	ug/Kg	☼	05/01/15 07:06	05/06/15 13:55	1
Aroclor-1260	**46**		40	11	ug/Kg	☼	05/01/15 07:06	05/06/15 13:55	1

Surrogate	*%Recovery*	*Qualifier*	*Limits*	*Prepared*	*Analyzed*	*Dil Fac*
Tetrachloro-m-xylene	*85*		*29 - 151*	*05/01/15 07:06*	*05/06/15 13:55*	*1*
DCB Decachlorobiphenyl	*205*	*X*	*14 - 163*	*05/01/15 07:06*	*05/06/15 13:55*	*1*

Client Sample ID: DR-SB-237-24-27 — Lab Sample ID: 240-49697-62

Date Collected: 04/21/15 16:17 — **Matrix: Solid**
Date Received: 04/23/15 09:30 — **Percent Solids: 79.1**

Method: 8082A - Polychlorinated Biphenyls (PCBs) by Gas Chromatography

Analyte	Result	Qualifier	RL	MDL	Unit	D	Prepared	Analyzed	Dil Fac
Aroclor-1016	15	U	41	15	ug/Kg	☼	05/01/15 07:06	05/06/15 14:12	1
Aroclor-1221	20	U	41	20	ug/Kg	☼	05/01/15 07:06	05/06/15 14:12	1
Aroclor-1232	25	U	41	25	ug/Kg	☼	05/01/15 07:06	05/06/15 14:12	1
Aroclor-1242	14	U	41	14	ug/Kg	☼	05/01/15 07:06	05/06/15 14:12	1
Aroclor-1248	10	U	41	10	ug/Kg	☼	05/01/15 07:06	05/06/15 14:12	1
Aroclor-1254	18	U	41	18	ug/Kg	☼	05/01/15 07:06	05/06/15 14:12	1
Aroclor-1260	**130**		41	11	ug/Kg	☼	05/01/15 07:06	05/06/15 14:12	1

Surrogate	*%Recovery*	*Qualifier*	*Limits*	*Prepared*	*Analyzed*	*Dil Fac*
Tetrachloro-m-xylene	*84*		*29 - 151*	*05/01/15 07:06*	*05/06/15 14:12*	*1*
DCB Decachlorobiphenyl	*152*		*14 - 163*	*05/01/15 07:06*	*05/06/15 14:12*	*1*

Client Sample ID: DR-SB-237-36-39 — Lab Sample ID: 240-49697-63

Date Collected: 04/21/15 16:18 — **Matrix: Solid**
Date Received: 04/23/15 09:30 — **Percent Solids: 86.1**

Method: 8082A - Polychlorinated Biphenyls (PCBs) by Gas Chromatography

Analyte	Result	Qualifier	RL	MDL	Unit	D	Prepared	Analyzed	Dil Fac
Aroclor-1016	14	U	38	14	ug/Kg	☼	05/04/15 08:28	05/06/15 20:57	1
Aroclor-1221	19	U	38	19	ug/Kg	☼	05/04/15 08:28	05/06/15 20:57	1
Aroclor-1232	23	U	38	23	ug/Kg	☼	05/04/15 08:28	05/06/15 20:57	1
Aroclor-1242	13	U	38	13	ug/Kg	☼	05/04/15 08:28	05/06/15 20:57	1
Aroclor-1248	9.3	U	38	9.3	ug/Kg	☼	05/04/15 08:28	05/06/15 20:57	1
Aroclor-1254	16	U	38	16	ug/Kg	☼	05/04/15 08:28	05/06/15 20:57	1
Aroclor-1260	10	U	38	10	ug/Kg	☼	05/04/15 08:28	05/06/15 20:57	1

Surrogate	*%Recovery*	*Qualifier*	*Limits*	*Prepared*	*Analyzed*	*Dil Fac*
Tetrachloro-m-xylene	*55*		*29 - 151*	*05/04/15 08:28*	*05/06/15 20:57*	*1*
DCB Decachlorobiphenyl	*82*		*14 - 163*	*05/04/15 08:28*	*05/06/15 20:57*	*1*

Client Sample Results

Client: Tetra Tech, Inc.
Project/Site: MSA DRA PCB

TestAmerica Job ID: 240-49697-1

Client Sample ID: DR-SB-237-48-51 — Lab Sample ID: 240-49697-64

Date Collected: 04/21/15 16:19 — **Matrix: Solid**
Date Received: 04/23/15 09:30 — **Percent Solids: 85.4**

Method: 8082A - Polychlorinated Biphenyls (PCBs) by Gas Chromatography

Analyte	Result	Qualifier	RL	MDL	Unit	D	Prepared	Analyzed	Dil Fac
Aroclor-1016	14	U	39	14	ug/Kg	☼	05/04/15 08:28	05/06/15 21:15	1
Aroclor-1221	19	U	39	19	ug/Kg	☼	05/04/15 08:28	05/06/15 21:15	1
Aroclor-1232	24	U	39	24	ug/Kg	☼	05/04/15 08:28	05/06/15 21:15	1
Aroclor-1242	13	U	39	13	ug/Kg	☼	05/04/15 08:28	05/06/15 21:15	1
Aroclor-1248	9.5	U	39	9.5	ug/Kg	☼	05/04/15 08:28	05/06/15 21:15	1
Aroclor-1254	17	U	39	17	ug/Kg	☼	05/04/15 08:28	05/06/15 21:15	1
Aroclor-1260	**45**		39	11	ug/Kg	☼	05/04/15 08:28	05/06/15 21:15	1

Surrogate	*%Recovery*	*Qualifier*	*Limits*	*Prepared*	*Analyzed*	*Dil Fac*
Tetrachloro-m-xylene	*61*		*29 - 151*	*05/04/15 08:28*	*05/06/15 21:15*	*1*
DCB Decachlorobiphenyl	*69*		*14 - 163*	*05/04/15 08:28*	*05/06/15 21:15*	*1*

Client Sample ID: DR-SB-232-0-3 — Lab Sample ID: 240-49697-65

Date Collected: 04/21/15 16:30 — **Matrix: Solid**
Date Received: 04/23/15 09:30 — **Percent Solids: 82.9**

Method: 8082A - Polychlorinated Biphenyls (PCBs) by Gas Chromatography

Analyte	Result	Qualifier	RL	MDL	Unit	D	Prepared	Analyzed	Dil Fac
Aroclor-1016	150	U	400	150	ug/Kg	☼	05/04/15 08:28	05/06/15 21:33	10
Aroclor-1221	200	U	400	200	ug/Kg	☼	05/04/15 08:28	05/06/15 21:33	10
Aroclor-1232	240	U	400	240	ug/Kg	☼	05/04/15 08:28	05/06/15 21:33	10
Aroclor-1242	130	U	400	130	ug/Kg	☼	05/04/15 08:28	05/06/15 21:33	10
Aroclor-1248	98	U	400	98	ug/Kg	☼	05/04/15 08:28	05/06/15 21:33	10
Aroclor-1254	**2500**		400	170	ug/Kg	☼	05/04/15 08:28	05/06/15 21:33	10
Aroclor-1260	110	U	400	110	ug/Kg	☼	05/04/15 08:28	05/06/15 21:33	10

Surrogate	*%Recovery*	*Qualifier*	*Limits*	*Prepared*	*Analyzed*	*Dil Fac*
Tetrachloro-m-xylene	*41*		*29 - 151*	*05/04/15 08:28*	*05/06/15 21:33*	*10*
DCB Decachlorobiphenyl	*86*		*14 - 163*	*05/04/15 08:28*	*05/06/15 21:33*	*10*

Client Sample ID: DR-SB-232-24-27 — Lab Sample ID: 240-49697-66

Date Collected: 04/21/15 16:32 — **Matrix: Solid**
Date Received: 04/23/15 09:30 — **Percent Solids: 88.3**

Method: 8082A - Polychlorinated Biphenyls (PCBs) by Gas Chromatography

Analyte	Result	Qualifier	RL	MDL	Unit	D	Prepared	Analyzed	Dil Fac
Aroclor-1016	14	U	38	14	ug/Kg	☼	05/04/15 08:28	05/06/15 21:52	1
Aroclor-1221	18	U	38	18	ug/Kg	☼	05/04/15 08:28	05/06/15 21:52	1
Aroclor-1232	23	U	38	23	ug/Kg	☼	05/04/15 08:28	05/06/15 21:52	1
Aroclor-1242	13	U	38	13	ug/Kg	☼	05/04/15 08:28	05/06/15 21:52	1
Aroclor-1248	9.1	U	38	9.1	ug/Kg	☼	05/04/15 08:28	05/06/15 21:52	1
Aroclor-1254	16	U	38	16	ug/Kg	☼	05/04/15 08:28	05/06/15 21:52	1
Aroclor-1260	**20**	**J**	38	10	ug/Kg	☼	05/04/15 08:28	05/06/15 21:52	1

Surrogate	*%Recovery*	*Qualifier*	*Limits*	*Prepared*	*Analyzed*	*Dil Fac*
Tetrachloro-m-xylene	*68*		*29 - 151*	*05/04/15 08:28*	*05/06/15 21:52*	*1*
DCB Decachlorobiphenyl	*81*		*14 - 163*	*05/04/15 08:28*	*05/06/15 21:52*	*1*

Client Sample Results

Client: Tetra Tech, Inc.
Project/Site: MSA DRA PCB

TestAmerica Job ID: 240-49697-1

Client Sample ID: DR-SB-232-36-39 — Lab Sample ID: 240-49697-67

Date Collected: 04/21/15 16:33 — **Matrix: Solid**
Date Received: 04/23/15 09:30 — **Percent Solids: 86.5**

Method: 8082A - Polychlorinated Biphenyls (PCBs) by Gas Chromatography

Analyte	Result	Qualifier	RL	MDL	Unit	D	Prepared	Analyzed	Dil Fac
Aroclor-1016	69	U	190	69	ug/Kg	☼	05/04/15 08:28	05/06/15 22:10	5
Aroclor-1221	91	U	190	91	ug/Kg	☼	05/04/15 08:28	05/06/15 22:10	5
Aroclor-1232	110	U	190	110	ug/Kg	☼	05/04/15 08:28	05/06/15 22:10	5
Aroclor-1242	63	U	190	63	ug/Kg	☼	05/04/15 08:28	05/06/15 22:10	5
Aroclor-1248	46	U	190	46	ug/Kg	☼	05/04/15 08:28	05/06/15 22:10	5
Aroclor-1254	**190**		190	80	ug/Kg	☼	05/04/15 08:28	05/06/15 22:10	5
Aroclor-1260	51	U	190	51	ug/Kg	☼	05/04/15 08:28	05/06/15 22:10	5

Surrogate	*%Recovery*	*Qualifier*	*Limits*	*Prepared*	*Analyzed*	*Dil Fac*
Tetrachloro-m-xylene	*57*		*29 - 151*	*05/04/15 08:28*	*05/06/15 22:10*	*5*
DCB Decachlorobiphenyl	*84*		*14 - 163*	*05/04/15 08:28*	*05/06/15 22:10*	*5*

Client Sample ID: DR-SB-232-48-51 — Lab Sample ID: 240-49697-68

Date Collected: 04/22/15 09:40 — **Matrix: Solid**
Date Received: 04/23/15 09:30 — **Percent Solids: 74.5**

Method: 8082A - Polychlorinated Biphenyls (PCBs) by Gas Chromatography

Analyte	Result	Qualifier	RL	MDL	Unit	D	Prepared	Analyzed	Dil Fac
Aroclor-1016	16	U	44	16	ug/Kg	☼	05/04/15 08:28	05/06/15 22:28	1
Aroclor-1221	21	U	44	21	ug/Kg	☼	05/04/15 08:28	05/06/15 22:28	1
Aroclor-1232	27	U	44	27	ug/Kg	☼	05/04/15 08:28	05/06/15 22:28	1
Aroclor-1242	15	U	44	15	ug/Kg	☼	05/04/15 08:28	05/06/15 22:28	1
Aroclor-1248	11	U	44	11	ug/Kg	☼	05/04/15 08:28	05/06/15 22:28	1
Aroclor-1254	19	U	44	19	ug/Kg	☼	05/04/15 08:28	05/06/15 22:28	1
Aroclor-1260	**69**		44	12	ug/Kg	☼	05/04/15 08:28	05/06/15 22:28	1

Surrogate	*%Recovery*	*Qualifier*	*Limits*	*Prepared*	*Analyzed*	*Dil Fac*
Tetrachloro-m-xylene	*69*		*29 - 151*	*05/04/15 08:28*	*05/06/15 22:28*	*1*
DCB Decachlorobiphenyl	*94*		*14 - 163*	*05/04/15 08:28*	*05/06/15 22:28*	*1*

Client Sample ID: DR-SB-231-0-3 — Lab Sample ID: 240-49697-69

Date Collected: 04/21/15 16:45 — **Matrix: Solid**
Date Received: 04/23/15 09:30 — **Percent Solids: 77.8**

Method: 8082A - Polychlorinated Biphenyls (PCBs) by Gas Chromatography

Analyte	Result	Qualifier	RL	MDL	Unit	D	Prepared	Analyzed	Dil Fac
Aroclor-1016	15	U	42	15	ug/Kg	☼	05/04/15 08:28	05/06/15 22:46	1
Aroclor-1221	20	U	42	20	ug/Kg	☼	05/04/15 08:28	05/06/15 22:46	1
Aroclor-1232	25	U	42	25	ug/Kg	☼	05/04/15 08:28	05/06/15 22:46	1
Aroclor-1242	14	U	42	14	ug/Kg	☼	05/04/15 08:28	05/06/15 22:46	1
Aroclor-1248	**45**		42	10	ug/Kg	☼	05/04/15 08:28	05/06/15 22:46	1
Aroclor-1254	18	U	42	18	ug/Kg	☼	05/04/15 08:28	05/06/15 22:46	1
Aroclor-1260	**77**		42	11	ug/Kg	☼	05/04/15 08:28	05/06/15 22:46	1

Surrogate	*%Recovery*	*Qualifier*	*Limits*	*Prepared*	*Analyzed*	*Dil Fac*
Tetrachloro-m-xylene	*36*		*29 - 151*	*05/04/15 08:28*	*05/06/15 22:46*	*1*
DCB Decachlorobiphenyl	*53*		*14 - 163*	*05/04/15 08:28*	*05/06/15 22:46*	*1*

Client Sample Results

Client: Tetra Tech, Inc.
Project/Site: MSA DRA PCB

TestAmerica Job ID: 240-49697-1

Client Sample ID: DR-SB-231-24-27 — Lab Sample ID: 240-49697-70

Date Collected: 04/21/15 16:47 — **Matrix: Solid**
Date Received: 04/23/15 09:30 — **Percent Solids: 82.9**

Method: 8082A - Polychlorinated Biphenyls (PCBs) by Gas Chromatography

Analyte	Result	Qualifier	RL	MDL	Unit	D	Prepared	Analyzed	Dil Fac
Aroclor-1016	15	U	40	15	ug/Kg	☼	04/28/15 07:26	05/03/15 15:13	1
Aroclor-1221	19	U	40	19	ug/Kg	☼	04/28/15 07:26	05/03/15 15:13	1
Aroclor-1232	24	U	40	24	ug/Kg	☼	04/28/15 07:26	05/03/15 15:13	1
Aroclor-1242	**250**		40	13	ug/Kg	☼	04/28/15 07:26	05/03/15 15:13	1
Aroclor-1248	9.7	U	40	9.7	ug/Kg	☼	04/28/15 07:26	05/03/15 15:13	1
Aroclor-1254	**130**		40	17	ug/Kg	☼	04/28/15 07:26	05/03/15 15:13	1
Aroclor-1260	11	U	40	11	ug/Kg	☼	04/28/15 07:26	05/03/15 15:13	1

Surrogate	*%Recovery*	*Qualifier*	*Limits*	*Prepared*	*Analyzed*	*Dil Fac*
Tetrachloro-m-xylene	*73*		*29 - 151*	*04/28/15 07:26*	*05/03/15 15:13*	*1*
DCB Decachlorobiphenyl	*76*		*14 - 163*	*04/28/15 07:26*	*05/03/15 15:13*	*1*

Client Sample ID: DR-SB-231-36-39 — Lab Sample ID: 240-49697-71

Date Collected: 04/21/15 16:48 — **Matrix: Solid**
Date Received: 04/23/15 09:30 — **Percent Solids: 85.7**

Method: 8082A - Polychlorinated Biphenyls (PCBs) by Gas Chromatography

Analyte	Result	Qualifier	RL	MDL	Unit	D	Prepared	Analyzed	Dil Fac
Aroclor-1016	28	U	77	28	ug/Kg	☼	04/28/15 07:26	05/05/15 17:10	2
Aroclor-1221	37	U	77	37	ug/Kg	☼	04/28/15 07:26	05/05/15 17:10	2
Aroclor-1232	47	U	77	47	ug/Kg	☼	04/28/15 07:26	05/05/15 17:10	2
Aroclor-1242	**170**		77	26	ug/Kg	☼	04/28/15 07:26	05/05/15 17:10	2
Aroclor-1248	19	U	77	19	ug/Kg	☼	04/28/15 07:26	05/05/15 17:10	2
Aroclor-1254	33	U	77	33	ug/Kg	☼	04/28/15 07:26	05/05/15 17:10	2
Aroclor-1260	**24**	**J**	77	21	ug/Kg	☼	04/28/15 07:26	05/05/15 17:10	2

Surrogate	*%Recovery*	*Qualifier*	*Limits*	*Prepared*	*Analyzed*	*Dil Fac*
Tetrachloro-m-xylene	*85*		*29 - 151*	*04/28/15 07:26*	*05/05/15 17:10*	*2*
DCB Decachlorobiphenyl	*95*		*14 - 163*	*04/28/15 07:26*	*05/05/15 17:10*	*2*

Client Sample ID: DR-SB-231-48-51 — Lab Sample ID: 240-49697-72

Date Collected: 04/22/15 09:45 — **Matrix: Solid**
Date Received: 04/23/15 09:30 — **Percent Solids: 83.9**

Method: 8082A - Polychlorinated Biphenyls (PCBs) by Gas Chromatography

Analyte	Result	Qualifier	RL	MDL	Unit	D	Prepared	Analyzed	Dil Fac
Aroclor-1016	14	U	39	14	ug/Kg	☼	04/28/15 07:26	05/03/15 15:46	1
Aroclor-1221	19	U	39	19	ug/Kg	☼	04/28/15 07:26	05/03/15 15:46	1
Aroclor-1232	24	U	39	24	ug/Kg	☼	04/28/15 07:26	05/03/15 15:46	1
Aroclor-1242	13	U	39	13	ug/Kg	☼	04/28/15 07:26	05/03/15 15:46	1
Aroclor-1248	9.5	U	39	9.5	ug/Kg	☼	04/28/15 07:26	05/03/15 15:46	1
Aroclor-1254	17	U	39	17	ug/Kg	☼	04/28/15 07:26	05/03/15 15:46	1
Aroclor-1260	**260**		39	11	ug/Kg	☼	04/28/15 07:26	05/03/15 15:46	1

Surrogate	*%Recovery*	*Qualifier*	*Limits*	*Prepared*	*Analyzed*	*Dil Fac*
Tetrachloro-m-xylene	*61*		*29 - 151*	*04/28/15 07:26*	*05/03/15 15:46*	*1*
DCB Decachlorobiphenyl	*70*		*14 - 163*	*04/28/15 07:26*	*05/03/15 15:46*	*1*

Client Sample Results

Client: Tetra Tech, Inc.
Project/Site: MSA DRA PCB

TestAmerica Job ID: 240-49697-1

Client Sample ID: DR-SB-246-0-3 — Lab Sample ID: 240-49697-73

Date Collected: 04/22/15 09:20 — **Matrix: Solid**
Date Received: 04/23/15 09:30 — **Percent Solids: 83.5**

Method: 8082A - Polychlorinated Biphenyls (PCBs) by Gas Chromatography

Analyte	Result	Qualifier	RL	MDL	Unit	D	Prepared	Analyzed	Dil Fac
Aroclor-1016	1400	U	4000	1400	ug/Kg	☼	04/28/15 07:26	05/03/15 16:02	100
Aroclor-1221	1900	U	4000	1900	ug/Kg	☼	04/28/15 07:26	05/03/15 16:02	100
Aroclor-1232	2400	U	4000	2400	ug/Kg	☼	04/28/15 07:26	05/03/15 16:02	100
Aroclor-1242	1300	U	4000	1300	ug/Kg	☼	04/28/15 07:26	05/03/15 16:02	100
Aroclor-1248	960	U	4000	960	ug/Kg	☼	04/28/15 07:26	05/03/15 16:02	100
Aroclor-1254	**14000**		4000	1700	ug/Kg	☼	04/28/15 07:26	05/03/15 16:02	100
Aroclor-1260	1100	U	4000	1100	ug/Kg	☼	04/28/15 07:26	05/03/15 16:02	100

Surrogate	*%Recovery*	*Qualifier*	*Limits*	*Prepared*	*Analyzed*	*Dil Fac*
Tetrachloro-m-xylene	*271*	*X*	*29 - 151*	*04/28/15 07:26*	*05/03/15 16:02*	*100*
DCB Decachlorobiphenyl	*1199*	*X*	*14 - 163*	*04/28/15 07:26*	*05/03/15 16:02*	*100*

Client Sample ID: DR-SB-246-24-27 — Lab Sample ID: 240-49697-74

Date Collected: 04/22/15 09:21 — **Matrix: Solid**
Date Received: 04/23/15 09:30 — **Percent Solids: 88.0**

Method: 8082A - Polychlorinated Biphenyls (PCBs) by Gas Chromatography

Analyte	Result	Qualifier	RL	MDL	Unit	D	Prepared	Analyzed	Dil Fac
Aroclor-1016	140	U	380	140	ug/Kg	☼	04/28/15 07:26	05/03/15 16:19	10
Aroclor-1221	180	U	380	180	ug/Kg	☼	04/28/15 07:26	05/03/15 16:19	10
Aroclor-1232	230	U	380	230	ug/Kg	☼	04/28/15 07:26	05/03/15 16:19	10
Aroclor-1242	130	U	380	130	ug/Kg	☼	04/28/15 07:26	05/03/15 16:19	10
Aroclor-1248	91	U	380	91	ug/Kg	☼	04/28/15 07:26	05/03/15 16:19	10
Aroclor-1254	**1700**		380	160	ug/Kg	☼	04/28/15 07:26	05/03/15 16:19	10
Aroclor-1260	100	U	380	100	ug/Kg	☼	04/28/15 07:26	05/03/15 16:19	10

Surrogate	*%Recovery*	*Qualifier*	*Limits*	*Prepared*	*Analyzed*	*Dil Fac*
Tetrachloro-m-xylene	*112*		*29 - 151*	*04/28/15 07:26*	*05/03/15 16:19*	*10*
DCB Decachlorobiphenyl	*124*		*14 - 163*	*04/28/15 07:26*	*05/03/15 16:19*	*10*

Client Sample ID: DR-SB-246-36-39 — Lab Sample ID: 240-49697-75

Date Collected: 04/22/15 09:22 — **Matrix: Solid**
Date Received: 04/23/15 09:30 — **Percent Solids: 83.4**

Method: 8082A - Polychlorinated Biphenyls (PCBs) by Gas Chromatography

Analyte	Result	Qualifier	RL	MDL	Unit	D	Prepared	Analyzed	Dil Fac
Aroclor-1016	71	U	200	71	ug/Kg	☼	04/28/15 07:26	05/05/15 17:43	5
Aroclor-1221	95	U	200	95	ug/Kg	☼	04/28/15 07:26	05/05/15 17:43	5
Aroclor-1232	120	U	200	120	ug/Kg	☼	04/28/15 07:26	05/05/15 17:43	5
Aroclor-1242	65	U	200	65	ug/Kg	☼	04/28/15 07:26	05/05/15 17:43	5
Aroclor-1248	48	U	200	48	ug/Kg	☼	04/28/15 07:26	05/05/15 17:43	5
Aroclor-1254	83	U	200	83	ug/Kg	☼	04/28/15 07:26	05/05/15 17:43	5
Aroclor-1260	54	U	200	54	ug/Kg	☼	04/28/15 07:26	05/05/15 17:43	5

Surrogate	*%Recovery*	*Qualifier*	*Limits*	*Prepared*	*Analyzed*	*Dil Fac*
Tetrachloro-m-xylene	*68*		*29 - 151*	*04/28/15 07:26*	*05/05/15 17:43*	*5*
DCB Decachlorobiphenyl	*101*		*14 - 163*	*04/28/15 07:26*	*05/05/15 17:43*	*5*

Client Sample Results

Client: Tetra Tech, Inc.
Project/Site: MSA DRA PCB

TestAmerica Job ID: 240-49697-1

Client Sample ID: DR-SB-246-48-51 — Lab Sample ID: 240-49697-76

Date Collected: 04/22/15 09:23 — **Matrix: Solid**
Date Received: 04/23/15 09:30 — **Percent Solids: 85.8**

Method: 8082A - Polychlorinated Biphenyls (PCBs) by Gas Chromatography

Analyte	Result	Qualifier	RL	MDL	Unit	D	Prepared	Analyzed	Dil Fac
Aroclor-1016	28	U	77	28	ug/Kg	☼	04/28/15 07:26	05/05/15 18:00	2
Aroclor-1221	37	U	77	37	ug/Kg	☼	04/28/15 07:26	05/05/15 18:00	2
Aroclor-1232	47	U	77	47	ug/Kg	☼	04/28/15 07:26	05/05/15 18:00	2
Aroclor-1242	26	U	77	26	ug/Kg	☼	04/28/15 07:26	05/05/15 18:00	2
Aroclor-1248	19	U	77	19	ug/Kg	☼	04/28/15 07:26	05/05/15 18:00	2
Aroclor-1254	33	U	77	33	ug/Kg	☼	04/28/15 07:26	05/05/15 18:00	2
Aroclor-1260	21	U	77	21	ug/Kg	☼	04/28/15 07:26	05/05/15 18:00	2

Surrogate	*%Recovery*	*Qualifier*	*Limits*	*Prepared*	*Analyzed*	*Dil Fac*
Tetrachloro-m-xylene	*75*		*29 - 151*	*04/28/15 07:26*	*05/05/15 18:00*	*2*
DCB Decachlorobiphenyl	*92*		*14 - 163*	*04/28/15 07:26*	*05/05/15 18:00*	*2*

Client Sample ID: DR-SB-236-0-3 — Lab Sample ID: 240-49697-77

Date Collected: 04/22/15 09:50 — **Matrix: Solid**
Date Received: 04/23/15 09:30 — **Percent Solids: 79.4**

Method: 8082A - Polychlorinated Biphenyls (PCBs) by Gas Chromatography

Analyte	Result	Qualifier	RL	MDL	Unit	D	Prepared	Analyzed	Dil Fac
Aroclor-1016	15	U	41	15	ug/Kg	☼	04/28/15 07:26	05/03/15 17:08	1
Aroclor-1221	20	U	41	20	ug/Kg	☼	04/28/15 07:26	05/03/15 17:08	1
Aroclor-1232	25	U	41	25	ug/Kg	☼	04/28/15 07:26	05/03/15 17:08	1
Aroclor-1242	14	U	41	14	ug/Kg	☼	04/28/15 07:26	05/03/15 17:08	1
Aroclor-1248	10	U	41	10	ug/Kg	☼	04/28/15 07:26	05/03/15 17:08	1
Aroclor-1254	18	U	41	18	ug/Kg	☼	04/28/15 07:26	05/03/15 17:08	1
Aroclor-1260	**27**	**J**	41	11	ug/Kg	☼	04/28/15 07:26	05/03/15 17:08	1

Surrogate	*%Recovery*	*Qualifier*	*Limits*	*Prepared*	*Analyzed*	*Dil Fac*
Tetrachloro-m-xylene	*66*		*29 - 151*	*04/28/15 07:26*	*05/03/15 17:08*	*1*
DCB Decachlorobiphenyl	*69*		*14 - 163*	*04/28/15 07:26*	*05/03/15 17:08*	*1*

Client Sample ID: DR-SB-236-24-27 — Lab Sample ID: 240-49697-78

Date Collected: 04/22/15 09:51 — **Matrix: Solid**
Date Received: 04/23/15 09:30 — **Percent Solids: 81.9**

Method: 8082A - Polychlorinated Biphenyls (PCBs) by Gas Chromatography

Analyte	Result	Qualifier	RL	MDL	Unit	D	Prepared	Analyzed	Dil Fac
Aroclor-1016	15	U	40	15	ug/Kg	☼	04/28/15 07:26	05/03/15 17:24	1
Aroclor-1221	19	U	40	19	ug/Kg	☼	04/28/15 07:26	05/03/15 17:24	1
Aroclor-1232	24	U	40	24	ug/Kg	☼	04/28/15 07:26	05/03/15 17:24	1
Aroclor-1242	13	U	40	13	ug/Kg	☼	04/28/15 07:26	05/03/15 17:24	1
Aroclor-1248	9.7	U	40	9.7	ug/Kg	☼	04/28/15 07:26	05/03/15 17:24	1
Aroclor-1254	17	U	40	17	ug/Kg	☼	04/28/15 07:26	05/03/15 17:24	1
Aroclor-1260	11	U	40	11	ug/Kg	☼	04/28/15 07:26	05/03/15 17:24	1

Surrogate	*%Recovery*	*Qualifier*	*Limits*	*Prepared*	*Analyzed*	*Dil Fac*
Tetrachloro-m-xylene	*98*		*29 - 151*	*04/28/15 07:26*	*05/03/15 17:24*	*1*
DCB Decachlorobiphenyl	*78*		*14 - 163*	*04/28/15 07:26*	*05/03/15 17:24*	*1*

Client Sample Results

Client: Tetra Tech, Inc.
Project/Site: MSA DRA PCB

TestAmerica Job ID: 240-49697-1

Client Sample ID: DR-SB-236-36-39 — Lab Sample ID: 240-49697-79

Date Collected: 04/22/15 09:52 — **Matrix: Solid**
Date Received: 04/23/15 09:30 — **Percent Solids: 84.4**

Method: 8082A - Polychlorinated Biphenyls (PCBs) by Gas Chromatography

Analyte	Result	Qualifier	RL	MDL	Unit	D	Prepared	Analyzed	Dil Fac
Aroclor-1016	28	U	77	28	ug/Kg	☼	04/28/15 07:26	05/05/15 18:16	2
Aroclor-1221	37	U	77	37	ug/Kg	☼	04/28/15 07:26	05/05/15 18:16	2
Aroclor-1232	47	U	77	47	ug/Kg	☼	04/28/15 07:26	05/05/15 18:16	2
Aroclor-1242	26	U	77	26	ug/Kg	☼	04/28/15 07:26	05/05/15 18:16	2
Aroclor-1248	19	U	77	19	ug/Kg	☼	04/28/15 07:26	05/05/15 18:16	2
Aroclor-1254	33	U	77	33	ug/Kg	☼	04/28/15 07:26	05/05/15 18:16	2
Aroclor-1260	21	U	77	21	ug/Kg	☼	04/28/15 07:26	05/05/15 18:16	2

Surrogate	*%Recovery*	*Qualifier*	*Limits*	*Prepared*	*Analyzed*	*Dil Fac*
Tetrachloro-m-xylene	*74*		*29 - 151*	*04/28/15 07:26*	*05/05/15 18:16*	*2*
DCB Decachlorobiphenyl	*87*		*14 - 163*	*04/28/15 07:26*	*05/05/15 18:16*	*2*

Client Sample ID: DR-SB-236-48-51 — Lab Sample ID: 240-49697-80

Date Collected: 04/22/15 09:53 — **Matrix: Solid**
Date Received: 04/23/15 09:30 — **Percent Solids: 88.4**

Method: 8082A - Polychlorinated Biphenyls (PCBs) by Gas Chromatography

Analyte	Result	Qualifier	RL	MDL	Unit	D	Prepared	Analyzed	Dil Fac
Aroclor-1016	14	U	37	14	ug/Kg	☼	04/28/15 07:26	05/03/15 18:46	1
Aroclor-1221	18	U	37	18	ug/Kg	☼	04/28/15 07:26	05/03/15 18:46	1
Aroclor-1232	23	U	37	23	ug/Kg	☼	04/28/15 07:26	05/03/15 18:46	1
Aroclor-1242	12	U	37	12	ug/Kg	☼	04/28/15 07:26	05/03/15 18:46	1
Aroclor-1248	9.0	U	37	9.0	ug/Kg	☼	04/28/15 07:26	05/03/15 18:46	1
Aroclor-1254	16	U	37	16	ug/Kg	☼	04/28/15 07:26	05/03/15 18:46	1
Aroclor-1260	**11**	**J**	37	10	ug/Kg	☼	04/28/15 07:26	05/03/15 18:46	1

Surrogate	*%Recovery*	*Qualifier*	*Limits*	*Prepared*	*Analyzed*	*Dil Fac*
Tetrachloro-m-xylene	*68*		*29 - 151*	*04/28/15 07:26*	*05/03/15 18:46*	*1*
DCB Decachlorobiphenyl	*117*		*14 - 163*	*04/28/15 07:26*	*05/03/15 18:46*	*1*

Client Sample ID: DR-SB-240-0-3 — Lab Sample ID: 240-49697-81

Date Collected: 04/22/15 10:05 — **Matrix: Solid**
Date Received: 04/23/15 09:30 — **Percent Solids: 69.7**

Method: 8082A - Polychlorinated Biphenyls (PCBs) by Gas Chromatography

Analyte	Result	Qualifier	RL	MDL	Unit	D	Prepared	Analyzed	Dil Fac
Aroclor-1016	17	U	47	17	ug/Kg	☼	04/28/15 07:26	05/03/15 19:03	1
Aroclor-1221	23	U	47	23	ug/Kg	☼	04/28/15 07:26	05/03/15 19:03	1
Aroclor-1232	29	U	47	29	ug/Kg	☼	04/28/15 07:26	05/03/15 19:03	1
Aroclor-1242	16	U	47	16	ug/Kg	☼	04/28/15 07:26	05/03/15 19:03	1
Aroclor-1248	11	U	47	11	ug/Kg	☼	04/28/15 07:26	05/03/15 19:03	1
Aroclor-1254	**180**		47	20	ug/Kg	☼	04/28/15 07:26	05/03/15 19:03	1
Aroclor-1260	13	U	47	13	ug/Kg	☼	04/28/15 07:26	05/03/15 19:03	1

Surrogate	*%Recovery*	*Qualifier*	*Limits*	*Prepared*	*Analyzed*	*Dil Fac*
Tetrachloro-m-xylene	*64*		*29 - 151*	*04/28/15 07:26*	*05/03/15 19:03*	*1*
DCB Decachlorobiphenyl	*65*		*14 - 163*	*04/28/15 07:26*	*05/03/15 19:03*	*1*

Client Sample Results

Client: Tetra Tech, Inc.
Project/Site: MSA DRA PCB

TestAmerica Job ID: 240-49697-1

Client Sample ID: DR-SB-240-24-27 — Lab Sample ID: 240-49697-82

Date Collected: 04/22/15 10:06 — **Matrix: Solid**
Date Received: 04/23/15 09:30 — **Percent Solids: 84.0**

Method: 8082A - Polychlorinated Biphenyls (PCBs) by Gas Chromatography

Analyte	Result	Qualifier	RL	MDL	Unit	D	Prepared	Analyzed	Dil Fac
Aroclor-1016	14	U	39	14	ug/Kg	☼	04/28/15 07:26	05/03/15 19:19	1
Aroclor-1221	19	U	39	19	ug/Kg	☼	04/28/15 07:26	05/03/15 19:19	1
Aroclor-1232	24	U	39	24	ug/Kg	☼	04/28/15 07:26	05/03/15 19:19	1
Aroclor-1242	13	U	39	13	ug/Kg	☼	04/28/15 07:26	05/03/15 19:19	1
Aroclor-1248	9.5	U	39	9.5	ug/Kg	☼	04/28/15 07:26	05/03/15 19:19	1
Aroclor-1254	**52**		39	17	ug/Kg	☼	04/28/15 07:26	05/03/15 19:19	1
Aroclor-1260	11	U	39	11	ug/Kg	☼	04/28/15 07:26	05/03/15 19:19	1

Surrogate	*%Recovery*	*Qualifier*	*Limits*	*Prepared*	*Analyzed*	*Dil Fac*
Tetrachloro-m-xylene	*53*		*29 - 151*	*04/28/15 07:26*	*05/03/15 19:19*	*1*
DCB Decachlorobiphenyl	*102*		*14 - 163*	*04/28/15 07:26*	*05/03/15 19:19*	*1*

Client Sample ID: DR-SB-240-36-39 — Lab Sample ID: 240-49697-83

Date Collected: 04/22/15 10:07 — **Matrix: Solid**
Date Received: 04/23/15 09:30 — **Percent Solids: 83.8**

Method: 8082A - Polychlorinated Biphenyls (PCBs) by Gas Chromatography

Analyte	Result	Qualifier	RL	MDL	Unit	D	Prepared	Analyzed	Dil Fac
Aroclor-1016	29	U	78	29	ug/Kg	☼	04/28/15 07:26	05/05/15 18:49	2
Aroclor-1221	38	U	78	38	ug/Kg	☼	04/28/15 07:26	05/05/15 18:49	2
Aroclor-1232	48	U	78	48	ug/Kg	☼	04/28/15 07:26	05/05/15 18:49	2
Aroclor-1242	26	U	78	26	ug/Kg	☼	04/28/15 07:26	05/05/15 18:49	2
Aroclor-1248	19	U	78	19	ug/Kg	☼	04/28/15 07:26	05/05/15 18:49	2
Aroclor-1254	33	U	78	33	ug/Kg	☼	04/28/15 07:26	05/05/15 18:49	2
Aroclor-1260	21	U	78	21	ug/Kg	☼	04/28/15 07:26	05/05/15 18:49	2

Surrogate	*%Recovery*	*Qualifier*	*Limits*	*Prepared*	*Analyzed*	*Dil Fac*
Tetrachloro-m-xylene	*53*		*29 - 151*	*04/28/15 07:26*	*05/05/15 18:49*	*2*
DCB Decachlorobiphenyl	*61*		*14 - 163*	*04/28/15 07:26*	*05/05/15 18:49*	*2*

Client Sample ID: DR-SB-240-48-51 — Lab Sample ID: 240-49697-84

Date Collected: 04/22/15 10:08 — **Matrix: Solid**
Date Received: 04/23/15 09:30 — **Percent Solids: 78.1**

Method: 8082A - Polychlorinated Biphenyls (PCBs) by Gas Chromatography

Analyte	Result	Qualifier	RL	MDL	Unit	D	Prepared	Analyzed	Dil Fac
Aroclor-1016	15	U	42	15	ug/Kg	☼	04/28/15 07:26	05/03/15 19:52	1
Aroclor-1221	20	U	42	20	ug/Kg	☼	04/28/15 07:26	05/03/15 19:52	1
Aroclor-1232	25	U	42	25	ug/Kg	☼	04/28/15 07:26	05/03/15 19:52	1
Aroclor-1242	14	U	42	14	ug/Kg	☼	04/28/15 07:26	05/03/15 19:52	1
Aroclor-1248	10	U	42	10	ug/Kg	☼	04/28/15 07:26	05/03/15 19:52	1
Aroclor-1254	**61**		42	18	ug/Kg	☼	04/28/15 07:26	05/03/15 19:52	1
Aroclor-1260	11	U	42	11	ug/Kg	☼	04/28/15 07:26	05/03/15 19:52	1

Surrogate	*%Recovery*	*Qualifier*	*Limits*	*Prepared*	*Analyzed*	*Dil Fac*
Tetrachloro-m-xylene	*31*		*29 - 151*	*04/28/15 07:26*	*05/03/15 19:52*	*1*
DCB Decachlorobiphenyl	*26*		*14 - 163*	*04/28/15 07:26*	*05/03/15 19:52*	*1*

Client Sample Results

Client: Tetra Tech, Inc.
Project/Site: MSA DRA PCB

TestAmerica Job ID: 240-49697-1

Client Sample ID: DR-SB-245-0-3 — Lab Sample ID: 240-49697-85

Date Collected: 04/22/15 10:34 — **Matrix: Solid**
Date Received: 04/23/15 09:30 — **Percent Solids: 74.6**

Method: 8082A - Polychlorinated Biphenyls (PCBs) by Gas Chromatography

Analyte	Result	Qualifier	RL	MDL	Unit	D	Prepared	Analyzed	Dil Fac
Aroclor-1016	16	U	44	16	ug/Kg	☼	04/28/15 07:26	05/03/15 20:08	1
Aroclor-1221	21	U	44	21	ug/Kg	☼	04/28/15 07:26	05/03/15 20:08	1
Aroclor-1232	27	U	44	27	ug/Kg	☼	04/28/15 07:26	05/03/15 20:08	1
Aroclor-1242	15	U	44	15	ug/Kg	☼	04/28/15 07:26	05/03/15 20:08	1
Aroclor-1248	11	U	44	11	ug/Kg	☼	04/28/15 07:26	05/03/15 20:08	1
Aroclor-1254	**100**		44	19	ug/Kg	☼	04/28/15 07:26	05/03/15 20:08	1
Aroclor-1260	12	U	44	12	ug/Kg	☼	04/28/15 07:26	05/03/15 20:08	1

Surrogate	*%Recovery*	*Qualifier*	*Limits*	*Prepared*	*Analyzed*	*Dil Fac*
Tetrachloro-m-xylene	*68*		*29 - 151*	*04/28/15 07:26*	*05/03/15 20:08*	*1*
DCB Decachlorobiphenyl	*96*		*14 - 163*	*04/28/15 07:26*	*05/03/15 20:08*	*1*

Client Sample ID: DR-SB-245-24-27 — Lab Sample ID: 240-49697-86

Date Collected: 04/22/15 10:35 — **Matrix: Solid**
Date Received: 04/23/15 09:30 — **Percent Solids: 83.8**

Method: 8082A - Polychlorinated Biphenyls (PCBs) by Gas Chromatography

Analyte	Result	Qualifier	RL	MDL	Unit	D	Prepared	Analyzed	Dil Fac
Aroclor-1016	14	U	39	14	ug/Kg	☼	04/28/15 07:26	05/03/15 20:25	1
Aroclor-1221	19	U	39	19	ug/Kg	☼	04/28/15 07:26	05/03/15 20:25	1
Aroclor-1232	24	U	39	24	ug/Kg	☼	04/28/15 07:26	05/03/15 20:25	1
Aroclor-1242	13	U	39	13	ug/Kg	☼	04/28/15 07:26	05/03/15 20:25	1
Aroclor-1248	9.6	U	39	9.6	ug/Kg	☼	04/28/15 07:26	05/03/15 20:25	1
Aroclor-1254	**33**	**J**	39	17	ug/Kg	☼	04/28/15 07:26	05/03/15 20:25	1
Aroclor-1260	11	U	39	11	ug/Kg	☼	04/28/15 07:26	05/03/15 20:25	1

Surrogate	*%Recovery*	*Qualifier*	*Limits*	*Prepared*	*Analyzed*	*Dil Fac*
Tetrachloro-m-xylene	*77*		*29 - 151*	*04/28/15 07:26*	*05/03/15 20:25*	*1*
DCB Decachlorobiphenyl	*82*		*14 - 163*	*04/28/15 07:26*	*05/03/15 20:25*	*1*

Client Sample ID: DR-SB-245-36-39 — Lab Sample ID: 240-49697-87

Date Collected: 04/22/15 10:36 — **Matrix: Solid**
Date Received: 04/23/15 09:30 — **Percent Solids: 84.9**

Method: 8082A - Polychlorinated Biphenyls (PCBs) by Gas Chromatography

Analyte	Result	Qualifier	RL	MDL	Unit	D	Prepared	Analyzed	Dil Fac
Aroclor-1016	14	U	39	14	ug/Kg	☼	04/28/15 07:26	05/03/15 20:41	1
Aroclor-1221	19	U	39	19	ug/Kg	☼	04/28/15 07:26	05/03/15 20:41	1
Aroclor-1232	24	U	39	24	ug/Kg	☼	04/28/15 07:26	05/03/15 20:41	1
Aroclor-1242	13	U	39	13	ug/Kg	☼	04/28/15 07:26	05/03/15 20:41	1
Aroclor-1248	9.5	U	39	9.5	ug/Kg	☼	04/28/15 07:26	05/03/15 20:41	1
Aroclor-1254	**130**		39	17	ug/Kg	☼	04/28/15 07:26	05/03/15 20:41	1
Aroclor-1260	11	U	39	11	ug/Kg	☼	04/28/15 07:26	05/03/15 20:41	1

Surrogate	*%Recovery*	*Qualifier*	*Limits*	*Prepared*	*Analyzed*	*Dil Fac*
Tetrachloro-m-xylene	*89*		*29 - 151*	*04/28/15 07:26*	*05/03/15 20:41*	*1*
DCB Decachlorobiphenyl	*90*		*14 - 163*	*04/28/15 07:26*	*05/03/15 20:41*	*1*

Client Sample Results

Client: Tetra Tech, Inc.
Project/Site: MSA DRA PCB

TestAmerica Job ID: 240-49697-1

Client Sample ID: DR-SB-245-48-51

Lab Sample ID: 240-49697-88
Date Collected: 04/22/15 10:37
Matrix: Solid
Date Received: 04/23/15 09:30
Percent Solids: 83.5

Method: 8082A - Polychlorinated Biphenyls (PCBs) by Gas Chromatography

Analyte	Result	Qualifier	RL	MDL	Unit	D	Prepared	Analyzed	Dil Fac
Aroclor-1016	72	U	200	72	ug/Kg	☼	04/28/15 07:26	05/05/15 19:22	5
Aroclor-1221	96	U	200	96	ug/Kg	☼	04/28/15 07:26	05/05/15 19:22	5
Aroclor-1232	120	U	200	120	ug/Kg	☼	04/28/15 07:26	05/05/15 19:22	5
Aroclor-1242	66	U	200	66	ug/Kg	☼	04/28/15 07:26	05/05/15 19:22	5
Aroclor-1248	48	U	200	48	ug/Kg	☼	04/28/15 07:26	05/05/15 19:22	5
Aroclor-1254	**120**	**J**	200	84	ug/Kg	☼	04/28/15 07:26	05/05/15 19:22	5
Aroclor-1260	54	U	200	54	ug/Kg	☼	04/28/15 07:26	05/05/15 19:22	5

Surrogate	*%Recovery*	*Qualifier*	*Limits*	*Prepared*	*Analyzed*	*Dil Fac*
Tetrachloro-m-xylene	*121*		*29 - 151*	*04/28/15 07:26*	*05/05/15 19:22*	*5*
DCB Decachlorobiphenyl	*186*	*X*	*14 - 163*	*04/28/15 07:26*	*05/05/15 19:22*	*5*

Client Sample ID: DR-SB-227-0-3

Lab Sample ID: 240-49697-89
Date Collected: 04/22/15 11:06
Matrix: Solid
Date Received: 04/23/15 09:30
Percent Solids: 92.9

Method: 8082A - Polychlorinated Biphenyls (PCBs) by Gas Chromatography

Analyte	Result	Qualifier	RL	MDL	Unit	D	Prepared	Analyzed	Dil Fac
Aroclor-1016	13	U	36	13	ug/Kg	☼	04/28/15 07:26	05/03/15 21:14	1
Aroclor-1221	17	U	36	17	ug/Kg	☼	04/28/15 07:26	05/03/15 21:14	1
Aroclor-1232	22	U	36	22	ug/Kg	☼	04/28/15 07:26	05/03/15 21:14	1
Aroclor-1242	**99**		36	12	ug/Kg	☼	04/28/15 07:26	05/03/15 21:14	1
Aroclor-1248	8.6	U	36	8.6	ug/Kg	☼	04/28/15 07:26	05/03/15 21:14	1
Aroclor-1254	**150**		36	15	ug/Kg	☼	04/28/15 07:26	05/03/15 21:14	1
Aroclor-1260	9.7	U	36	9.7	ug/Kg	☼	04/28/15 07:26	05/03/15 21:14	1

Surrogate	*%Recovery*	*Qualifier*	*Limits*	*Prepared*	*Analyzed*	*Dil Fac*
Tetrachloro-m-xylene	*75*		*29 - 151*	*04/28/15 07:26*	*05/03/15 21:14*	*1*
DCB Decachlorobiphenyl	*88*		*14 - 163*	*04/28/15 07:26*	*05/03/15 21:14*	*1*

Client Sample ID: DR-SB-227-24-27

Lab Sample ID: 240-49697-90
Date Collected: 04/22/15 11:07
Matrix: Solid
Date Received: 04/23/15 09:30
Percent Solids: 80.7

Method: 8082A - Polychlorinated Biphenyls (PCBs) by Gas Chromatography

Analyte	Result	Qualifier	RL	MDL	Unit	D	Prepared	Analyzed	Dil Fac
Aroclor-1016	74	U	200	74	ug/Kg	☼	04/28/15 07:48	04/30/15 20:54	5
Aroclor-1221	99	U	200	99	ug/Kg	☼	04/28/15 07:48	04/30/15 20:54	5
Aroclor-1232	120	U	200	120	ug/Kg	☼	04/28/15 07:48	04/30/15 20:54	5
Aroclor-1242	**1100**		200	68	ug/Kg	☼	04/28/15 07:48	04/30/15 20:54	5
Aroclor-1248	49	U	200	49	ug/Kg	☼	04/28/15 07:48	04/30/15 20:54	5
Aroclor-1254	**380**		200	86	ug/Kg	☼	04/28/15 07:48	04/30/15 20:54	5
Aroclor-1260	55	U	200	55	ug/Kg	☼	04/28/15 07:48	04/30/15 20:54	5

Surrogate	*%Recovery*	*Qualifier*	*Limits*	*Prepared*	*Analyzed*	*Dil Fac*
Tetrachloro-m-xylene	*107*		*29 - 151*	*04/28/15 07:48*	*04/30/15 20:54*	*5*
DCB Decachlorobiphenyl	*217*	*X*	*14 - 163*	*04/28/15 07:48*	*04/30/15 20:54*	*5*

Client Sample Results

Client: Tetra Tech, Inc.
Project/Site: MSA DRA PCB

TestAmerica Job ID: 240-49697-1

Client Sample ID: DR-SB-227-36-39 — Lab Sample ID: 240-49697-91

Date Collected: 04/22/15 11:08 — **Matrix: Solid**
Date Received: 04/23/15 09:30 — **Percent Solids: 92.0**

Method: 8082A - Polychlorinated Biphenyls (PCBs) by Gas Chromatography

Analyte	Result	Qualifier	RL	MDL	Unit	D	Prepared	Analyzed	Dil Fac
Aroclor-1016	13	U	36	13	ug/Kg	☼	04/28/15 07:48	04/30/15 21:10	1
Aroclor-1221	17	U	36	17	ug/Kg	☼	04/28/15 07:48	04/30/15 21:10	1
Aroclor-1232	**63**		36	22	ug/Kg	☼	04/28/15 07:48	04/30/15 21:10	1
Aroclor-1242	12	U	36	12	ug/Kg	☼	04/28/15 07:48	04/30/15 21:10	1
Aroclor-1248	8.7	U	36	8.7	ug/Kg	☼	04/28/15 07:48	04/30/15 21:10	1
Aroclor-1254	**39**		36	15	ug/Kg	☼	04/28/15 07:48	04/30/15 21:10	1
Aroclor-1260	9.8	U	36	9.8	ug/Kg	☼	04/28/15 07:48	04/30/15 21:10	1

Surrogate	*%Recovery*	*Qualifier*	*Limits*	*Prepared*	*Analyzed*	*Dil Fac*
Tetrachloro-m-xylene	*37*		*29 - 151*	*04/28/15 07:48*	*04/30/15 21:10*	*1*
DCB Decachlorobiphenyl	*40*		*14 - 163*	*04/28/15 07:48*	*04/30/15 21:10*	*1*

Client Sample ID: DR-SB-227-48-51 — Lab Sample ID: 240-49697-92

Date Collected: 04/22/15 11:09 — **Matrix: Solid**
Date Received: 04/23/15 09:30 — **Percent Solids: 80.8**

Method: 8082A - Polychlorinated Biphenyls (PCBs) by Gas Chromatography

Analyte	Result	Qualifier	RL	MDL	Unit	D	Prepared	Analyzed	Dil Fac
Aroclor-1016	15	U	41	15	ug/Kg	☼	04/28/15 07:48	04/30/15 21:27	1
Aroclor-1221	20	U	41	20	ug/Kg	☼	04/28/15 07:48	04/30/15 21:27	1
Aroclor-1232	25	U	41	25	ug/Kg	☼	04/28/15 07:48	04/30/15 21:27	1
Aroclor-1242	14	U	41	14	ug/Kg	☼	04/28/15 07:48	04/30/15 21:27	1
Aroclor-1248	9.8	U	41	9.8	ug/Kg	☼	04/28/15 07:48	04/30/15 21:27	1
Aroclor-1254	**120**		41	17	ug/Kg	☼	04/28/15 07:48	04/30/15 21:27	1
Aroclor-1260	11	U	41	11	ug/Kg	☼	04/28/15 07:48	04/30/15 21:27	1

Surrogate	*%Recovery*	*Qualifier*	*Limits*	*Prepared*	*Analyzed*	*Dil Fac*
Tetrachloro-m-xylene	*31*		*29 - 151*	*04/28/15 07:48*	*04/30/15 21:27*	*1*
DCB Decachlorobiphenyl	*26*		*14 - 163*	*04/28/15 07:48*	*04/30/15 21:27*	*1*

Client Sample ID: DR-SB-226-0-3 — Lab Sample ID: 240-49697-93

Date Collected: 04/22/15 11:15 — **Matrix: Solid**
Date Received: 04/23/15 09:30 — **Percent Solids: 88.7**

Method: 8082A - Polychlorinated Biphenyls (PCBs) by Gas Chromatography

Analyte	Result	Qualifier	RL	MDL	Unit	D	Prepared	Analyzed	Dil Fac
Aroclor-1016	13	U	37	13	ug/Kg	☼	04/28/15 07:48	04/30/15 21:43	1
Aroclor-1221	18	U	37	18	ug/Kg	☼	04/28/15 07:48	04/30/15 21:43	1
Aroclor-1232	22	U	37	22	ug/Kg	☼	04/28/15 07:48	04/30/15 21:43	1
Aroclor-1242	**27**	**J**	37	12	ug/Kg	☼	04/28/15 07:48	04/30/15 21:43	1
Aroclor-1248	9.0	U	37	9.0	ug/Kg	☼	04/28/15 07:48	04/30/15 21:43	1
Aroclor-1254	**21**	**J**	37	16	ug/Kg	☼	04/28/15 07:48	04/30/15 21:43	1
Aroclor-1260	10	U	37	10	ug/Kg	☼	04/28/15 07:48	04/30/15 21:43	1

Surrogate	*%Recovery*	*Qualifier*	*Limits*	*Prepared*	*Analyzed*	*Dil Fac*
Tetrachloro-m-xylene	*69*		*29 - 151*	*04/28/15 07:48*	*04/30/15 21:43*	*1*
DCB Decachlorobiphenyl	*79*		*14 - 163*	*04/28/15 07:48*	*04/30/15 21:43*	*1*

Client Sample Results

Client: Tetra Tech, Inc.
Project/Site: MSA DRA PCB

TestAmerica Job ID: 240-49697-1

Client Sample ID: DR-SB-226-24-27 — Lab Sample ID: 240-49697-94

Date Collected: 04/22/15 11:16 — **Matrix: Solid**
Date Received: 04/23/15 09:30 — **Percent Solids: 86.3**

Method: 8082A - Polychlorinated Biphenyls (PCBs) by Gas Chromatography

Analyte	Result	Qualifier	RL	MDL	Unit	D	Prepared	Analyzed	Dil Fac
Aroclor-1016	69	U	190	69	ug/Kg	☼	04/28/15 07:48	05/05/15 21:00	5
Aroclor-1221	92	U	190	92	ug/Kg	☼	04/28/15 07:48	05/05/15 21:00	5
Aroclor-1232	110	U	190	110	ug/Kg	☼	04/28/15 07:48	05/05/15 21:00	5
Aroclor-1242	63	U	190	63	ug/Kg	☼	04/28/15 07:48	05/05/15 21:00	5
Aroclor-1248	**220**		190	46	ug/Kg	☼	04/28/15 07:48	05/05/15 21:00	5
Aroclor-1254	80	U	190	80	ug/Kg	☼	04/28/15 07:48	05/05/15 21:00	5
Aroclor-1260	**230**		190	52	ug/Kg	☼	04/28/15 07:48	05/05/15 21:00	5

Surrogate	*%Recovery*	*Qualifier*	*Limits*	*Prepared*	*Analyzed*	*Dil Fac*
Tetrachloro-m-xylene	*83*		*29 - 151*	*04/28/15 07:48*	*05/05/15 21:00*	*5*
DCB Decachlorobiphenyl	*88*		*14 - 163*	*04/28/15 07:48*	*05/05/15 21:00*	*5*

Client Sample ID: DR-SB-226-36-39 — Lab Sample ID: 240-49697-95

Date Collected: 04/22/15 11:17 — **Matrix: Solid**
Date Received: 04/23/15 09:30 — **Percent Solids: 72.2**

Method: 8082A - Polychlorinated Biphenyls (PCBs) by Gas Chromatography

Analyte	Result	Qualifier	RL	MDL	Unit	D	Prepared	Analyzed	Dil Fac
Aroclor-1016	170	U	450	170	ug/Kg	☼	04/28/15 07:48	05/05/15 21:17	10
Aroclor-1221	220	U	450	220	ug/Kg	☼	04/28/15 07:48	05/05/15 21:17	10
Aroclor-1232	280	U	450	280	ug/Kg	☼	04/28/15 07:48	05/05/15 21:17	10
Aroclor-1242	**3400**		450	150	ug/Kg	☼	04/28/15 07:48	05/05/15 21:17	10
Aroclor-1248	110	U	450	110	ug/Kg	☼	04/28/15 07:48	05/05/15 21:17	10
Aroclor-1254	190	U	450	190	ug/Kg	☼	04/28/15 07:48	05/05/15 21:17	10
Aroclor-1260	120	U	450	120	ug/Kg	☼	04/28/15 07:48	05/05/15 21:17	10

Surrogate	*%Recovery*	*Qualifier*	*Limits*	*Prepared*	*Analyzed*	*Dil Fac*
Tetrachloro-m-xylene	*47*		*29 - 151*	*04/28/15 07:48*	*05/05/15 21:17*	*10*
DCB Decachlorobiphenyl	*46*		*14 - 163*	*04/28/15 07:48*	*05/05/15 21:17*	*10*

Client Sample ID: DR-SB-226-48-51 — Lab Sample ID: 240-49697-96

Date Collected: 04/22/15 11:18 — **Matrix: Solid**
Date Received: 04/23/15 09:30 — **Percent Solids: 86.9**

Method: 8082A - Polychlorinated Biphenyls (PCBs) by Gas Chromatography

Analyte	Result	Qualifier	RL	MDL	Unit	D	Prepared	Analyzed	Dil Fac
Aroclor-1016	14	U	38	14	ug/Kg	☼	04/28/15 07:48	04/30/15 22:32	1
Aroclor-1221	18	U	38	18	ug/Kg	☼	04/28/15 07:48	04/30/15 22:32	1
Aroclor-1232	23	U	38	23	ug/Kg	☼	04/28/15 07:48	04/30/15 22:32	1
Aroclor-1242	13	U	38	13	ug/Kg	☼	04/28/15 07:48	04/30/15 22:32	1
Aroclor-1248	9.1	U	38	9.1	ug/Kg	☼	04/28/15 07:48	04/30/15 22:32	1
Aroclor-1254	16	U	38	16	ug/Kg	☼	04/28/15 07:48	04/30/15 22:32	1
Aroclor-1260	10	U	38	10	ug/Kg	☼	04/28/15 07:48	04/30/15 22:32	1

Surrogate	*%Recovery*	*Qualifier*	*Limits*	*Prepared*	*Analyzed*	*Dil Fac*
Tetrachloro-m-xylene	*48*		*29 - 151*	*04/28/15 07:48*	*04/30/15 22:32*	*1*
DCB Decachlorobiphenyl	*52*		*14 - 163*	*04/28/15 07:48*	*04/30/15 22:32*	*1*

Client Sample Results

Client: Tetra Tech, Inc.
Project/Site: MSA DRA PCB

TestAmerica Job ID: 240-49697-1

Client Sample ID: DR-WC-S-TP80

Lab Sample ID: 240-49697-97

Date Collected: 04/22/15 10:50
Matrix: Solid
Date Received: 04/23/15 09:30

Method: 8260B - Volatile Organic Compounds (GC/MS) - TCLP

Analyte	Result	Qualifier	RL	MDL	Unit	D	Prepared	Analyzed	Dil Fac
1,1-Dichloroethene	0.0095	U	0.025	0.0095	mg/L			04/30/15 03:20	1
1,2-Dichloroethane	0.011	U	0.025	0.011	mg/L			04/30/15 03:20	1
2-Butanone (MEK)	0.029	U	0.25	0.029	mg/L			04/30/15 03:20	1
Benzene	0.0065	U	0.025	0.0065	mg/L			04/30/15 03:20	1
Carbon tetrachloride	0.0065	U	0.025	0.0065	mg/L			04/30/15 03:20	1
Chlorobenzene	0.0075	U	0.025	0.0075	mg/L			04/30/15 03:20	1
Chloroform	0.0080	U	0.025	0.0080	mg/L			04/30/15 03:20	1
Tetrachloroethene	0.015	U	0.025	0.015	mg/L			04/30/15 03:20	1
Trichloroethene	0.0085	U	0.025	0.0085	mg/L			04/30/15 03:20	1
Vinyl chloride	0.011	U	0.025	0.011	mg/L			04/30/15 03:20	1

Surrogate	*%Recovery*	*Qualifier*	*Limits*	*Prepared*	*Analyzed*	*Dil Fac*
1,2-Dichloroethane-d4 (Surr)	*87*		*80 - 121*		*04/30/15 03:20*	*1*
4-Bromofluorobenzene (Surr)	*81*		*70 - 124*		*04/30/15 03:20*	*1*
Toluene-d8 (Surr)	*94*		*80 - 120*		*04/30/15 03:20*	*1*
Dibromofluoromethane (Surr)	*87*		*80 - 128*		*04/30/15 03:20*	*1*

Method: 8270C - Semivolatile Organic Compounds (GC/MS) - TCLP

Analyte	Result	Qualifier	RL	MDL	Unit	D	Prepared	Analyzed	Dil Fac
1,4-Dichlorobenzene	0.00034	U	0.0040	0.00034	mg/L		05/07/15 08:48	05/08/15 14:51	1
2,4,5-Trichlorophenol	0.00030	U	0.0040	0.00030	mg/L		05/07/15 08:48	05/08/15 14:51	1
2,4,6-Trichlorophenol	0.00024	U	0.0040	0.00024	mg/L		05/07/15 08:48	05/08/15 14:51	1
2,4-Dinitrotoluene	0.00025	U	0.0040	0.00025	mg/L		05/07/15 08:48	05/08/15 14:51	1
2-Methylphenol	0.00017	U	0.0040	0.00017	mg/L		05/07/15 08:48	05/08/15 14:51	1
3 & 4 Methylphenol	0.00080	U	0.0040	0.00080	mg/L		05/07/15 08:48	05/08/15 14:51	1
Hexachlorobenzene	0.000085	U	0.00080	0.000085	mg/L		05/07/15 08:48	05/08/15 14:51	1
Hexachlorobutadiene	0.00027	U	0.0040	0.00027	mg/L		05/07/15 08:48	05/08/15 14:51	1
Hexachloroethane	0.00019	U	0.0040	0.00019	mg/L		05/07/15 08:48	05/08/15 14:51	1
Nitrobenzene	0.000040	U	0.0040	0.000040	mg/L		05/07/15 08:48	05/08/15 14:51	1
Pentachlorophenol	0.00027	U	0.0040	0.00027	mg/L		05/07/15 08:48	05/08/15 14:51	1
Pyridine	0.00035	U	0.0040	0.00035	mg/L		05/07/15 08:48	05/08/15 14:51	1

Surrogate	*%Recovery*	*Qualifier*	*Limits*	*Prepared*	*Analyzed*	*Dil Fac*
2,4,6-Tribromophenol (Surr)	*117*	*X*	*23 - 110*	*05/07/15 08:48*	*05/08/15 14:51*	*1*
2-Fluorobiphenyl (Surr)	*88*		*30 - 110*	*05/07/15 08:48*	*05/08/15 14:51*	*1*
2-Fluorophenol (Surr)	*81*		*20 - 110*	*05/07/15 08:48*	*05/08/15 14:51*	*1*
Nitrobenzene-d5 (Surr)	*100*		*28 - 110*	*05/07/15 08:48*	*05/08/15 14:51*	*1*
Phenol-d5 (Surr)	*73*		*21 - 110*	*05/07/15 08:48*	*05/08/15 14:51*	*1*
Terphenyl-d14 (Surr)	*95*		*48 - 110*	*05/07/15 08:48*	*05/08/15 14:51*	*1*

Method: 8081A - Organochlorine Pesticides (GC) - TCLP

Analyte	Result	Qualifier	RL	MDL	Unit	D	Prepared	Analyzed	Dil Fac
Chlordane (technical)	0.00014	U	0.0050	0.00014	mg/L		05/07/15 08:53	05/11/15 15:12	1
Endrin	0.000013	U	0.00050	0.000013	mg/L		05/07/15 08:53	05/11/15 15:12	1
gamma-BHC (Lindane)	0.000013	U	0.00050	0.000013	mg/L		05/07/15 08:53	05/11/15 15:12	1
Heptachlor	0.000014	U	0.00050	0.000014	mg/L		05/07/15 08:53	05/11/15 15:12	1
Heptachlor epoxide	0.000015	U	0.00050	0.000015	mg/L		05/07/15 08:53	05/11/15 15:12	1
Methoxychlor	0.000013	U	0.0010	0.000013	mg/L		05/07/15 08:53	05/11/15 15:12	1
Toxaphene	0.00020	U	0.020	0.00020	mg/L		05/07/15 08:53	05/11/15 15:12	1

Client Sample Results

Client: Tetra Tech, Inc.
Project/Site: MSA DRA PCB

TestAmerica Job ID: 240-49697-1

Client Sample ID: DR-WC-S-TP80

Lab Sample ID: 240-49697-97

Date Collected: 04/22/15 10:50
Date Received: 04/23/15 09:30

Matrix: Solid

Surrogate	*%Recovery*	*Qualifier*	*Limits*	*Prepared*	*Analyzed*	*Dil Fac*
DCB Decachlorobiphenyl	*81*		*40 - 152*	*05/07/15 08:53*	*05/11/15 15:12*	*1*
DCB Decachlorobiphenyl	*84*		*40 - 152*	*05/07/15 08:53*	*05/11/15 15:12*	*1*
Tetrachloro-m-xylene	*53*		*40 - 129*	*05/07/15 08:53*	*05/11/15 15:12*	*1*
Tetrachloro-m-xylene	*52*		*40 - 129*	*05/07/15 08:53*	*05/11/15 15:12*	*1*

Method: 8082A - Polychlorinated Biphenyls (PCBs) by Gas Chromatography

Analyte	Result	Qualifier	RL	MDL	Unit	D	Prepared	Analyzed	Dil Fac
Aroclor-1016	71	U	200	71	ug/Kg	☼	04/28/15 07:48	04/30/15 22:49	5
Aroclor-1221	95	U	200	95	ug/Kg	☼	04/28/15 07:48	04/30/15 22:49	5
Aroclor-1232	120	U	200	120	ug/Kg	☼	04/28/15 07:48	04/30/15 22:49	5
Aroclor-1242	**910**		200	65	ug/Kg	☼	04/28/15 07:48	04/30/15 22:49	5
Aroclor-1248	48	U	200	48	ug/Kg	☼	04/28/15 07:48	04/30/15 22:49	5
Aroclor-1254	83	U	200	83	ug/Kg	☼	04/28/15 07:48	04/30/15 22:49	5
Aroclor-1260	53	U	200	53	ug/Kg	☼	04/28/15 07:48	04/30/15 22:49	5
Aroclor-1262	**540**		200	59	ug/Kg	☼	04/28/15 07:48	04/30/15 22:49	5

Surrogate	*%Recovery*	*Qualifier*	*Limits*	*Prepared*	*Analyzed*	*Dil Fac*
Tetrachloro-m-xylene	*65*		*29 - 151*	*04/28/15 07:48*	*04/30/15 22:49*	*5*
DCB Decachlorobiphenyl	*69*		*14 - 163*	*04/28/15 07:48*	*04/30/15 22:49*	*5*

Method: 8151A - Herbicides (GC) - TCLP

Analyte	Result	Qualifier	RL	MDL	Unit	D	Prepared	Analyzed	Dil Fac
2,4-D	0.0019	U	0.0040	0.0019	mg/L		05/07/15 08:55	05/11/15 13:03	1
Silvex (2,4,5-TP)	0.00027	U	0.0010	0.00027	mg/L		05/07/15 08:55	05/11/15 13:03	1

Surrogate	*%Recovery*	*Qualifier*	*Limits*	*Prepared*	*Analyzed*	*Dil Fac*
2,4-Dichlorophenylacetic acid	*92*		*56 - 120*	*05/07/15 08:55*	*05/11/15 13:03*	*1*
2,4-Dichlorophenylacetic acid	*57*	*p*	*56 - 120*	*05/07/15 08:55*	*05/11/15 13:03*	*1*

Method: 6010B - Metals (ICP) - TCLP

Analyte	Result	Qualifier	RL	MDL	Unit	D	Prepared	Analyzed	Dil Fac
Arsenic	**0.0045**	**J B**	0.50	0.0029	mg/L		05/07/15 09:19	05/08/15 17:38	1
Barium	**0.37**	**J B**	10	0.0010	mg/L		05/07/15 09:19	05/08/15 17:38	1
Cadmium	**0.028**	**J**	0.10	0.00014	mg/L		05/07/15 09:19	05/08/15 17:38	1
Chromium	**0.0016**	**J B**	0.50	0.00055	mg/L		05/07/15 09:19	05/08/15 17:38	1
Lead	**0.035**	**J**	0.50	0.0019	mg/L		05/07/15 09:19	05/08/15 17:38	1
Selenium	**0.0051**	**J**	0.25	0.0040	mg/L		05/07/15 09:19	05/08/15 17:38	1
Silver	0.00092	U	0.50	0.00092	mg/L		05/07/15 09:19	05/08/15 17:38	1

Method: 7470A - Mercury (CVAA) - TCLP

Analyte	Result	Qualifier	RL	MDL	Unit	D	Prepared	Analyzed	Dil Fac
Mercury	0.000090	U	0.0020	0.000090	mg/L		05/07/15 14:00	05/08/15 10:16	1

Client Sample ID: TB-042215

Lab Sample ID: 240-49697-98

Date Collected: 04/22/15 00:00
Date Received: 04/23/15 09:30

Matrix: Water

Method: 8260B - Volatile Organic Compounds (GC/MS)

Analyte	Result	Qualifier	RL	MDL	Unit	D	Prepared	Analyzed	Dil Fac
1,1,1,2-Tetrachloroethane	0.28	U	1.0	0.28	ug/L			04/28/15 18:48	1
1,1,1-Trichloroethane	0.44	U	1.0	0.44	ug/L			04/28/15 18:48	1
1,1,2,2-Tetrachloroethane	0.22	U	1.0	0.22	ug/L			04/28/15 18:48	1

Client Sample ID: TB-042215

Date Collected: 04/22/15 00:00
Date Received: 04/23/15 09:30

Lab Sample ID: 240-49697-98

Matrix: Water

Method: 8260B - Volatile Organic Compounds (GC/MS) (Continued)

Analyte	Result	Qualifier	RL	MDL	Unit	D	Prepared	Analyzed	Dil Fac
1,1,2-Trichloro-1,2,2-trifluoroethane	0.45	U	1.0	0.45	ug/L			04/28/15 18:48	1
1,1-Dichloroethane	0.30	U	1.0	0.30	ug/L			04/28/15 18:48	1
1,1-Dichloroethene	0.45	U	1.0	0.45	ug/L			04/28/15 18:48	1
1,1-Dichloropropene	0.42	U	1.0	0.42	ug/L			04/28/15 18:48	1
1,2,3-Trichlorobenzene	0.37	U	1.0	0.37	ug/L			04/28/15 18:48	1
1,2,3-Trichloropropane	0.44	U	1.0	0.44	ug/L			04/28/15 18:48	1
1,2,3-Trimethylbenzene	0.47	U	5.0	0.47	ug/L			04/28/15 18:48	1
1,2,4-Trichlorobenzene	0.32	U	1.0	0.32	ug/L			04/28/15 18:48	1
1,2,4-Trimethylbenzene	0.41	U	1.0	0.41	ug/L			04/28/15 18:48	1
1,2-Dibromo-3-Chloropropane	0.82	U	2.0	0.82	ug/L			04/28/15 18:48	1
1,2-Dichlorobenzene	0.25	U	1.0	0.25	ug/L			04/28/15 18:48	1
1,2-Dichloroethane	0.23	U	1.0	0.23	ug/L			04/28/15 18:48	1
1,2-Dichloropropane	0.25	U	1.0	0.25	ug/L			04/28/15 18:48	1
1,3-Dichlorobenzene	0.19	U	1.0	0.19	ug/L			04/28/15 18:48	1
1,3-Dichloropropane	0.19	U	1.0	0.19	ug/L			04/28/15 18:48	1
1,4-Dichlorobenzene	0.27	U	1.0	0.27	ug/L			04/28/15 18:48	1
2,2-Dichloropropane	0.26	U	1.0	0.26	ug/L			04/28/15 18:48	1
2-Chloroethyl vinyl ether	0.59	U	10	0.59	ug/L			04/28/15 18:48	1
2-Chlorotoluene	0.40	U	1.0	0.40	ug/L			04/28/15 18:48	1
2-Hexanone	0.48	U	10	0.48	ug/L			04/28/15 18:48	1
Bromobenzene	0.35	U	1.0	0.35	ug/L			04/28/15 18:48	1
Bromochloromethane	0.50	U	1.0	0.50	ug/L			04/28/15 18:48	1
4-Chlorotoluene	0.29	U	1.0	0.29	ug/L			04/28/15 18:48	1
p-Isopropyltoluene	0.43	U	1.0	0.43	ug/L			04/28/15 18:48	1
Acetone	0.94	U	10	0.94	ug/L			04/28/15 18:48	1
Benzene	0.35	U	1.0	0.35	ug/L			04/28/15 18:48	1
Bromoform	0.56	U	1.0	0.56	ug/L			04/28/15 18:48	1
Bromomethane	0.44	U	1.0	0.44	ug/L			04/28/15 18:48	1
Carbon disulfide	0.38	U	1.0	0.38	ug/L			04/28/15 18:48	1
Carbon tetrachloride	0.43	U	1.0	0.43	ug/L			04/28/15 18:48	1
Chlorobenzene	0.25	U	1.0	0.25	ug/L			04/28/15 18:48	1
Chloroethane	0.32	U	1.0	0.32	ug/L			04/28/15 18:48	1
Chloroform	0.25	U	1.0	0.25	ug/L			04/28/15 18:48	1
Chloromethane	0.44	U	1.0	0.44	ug/L			04/28/15 18:48	1
cis-1,2-Dichloroethene	0.26	U	1.0	0.26	ug/L			04/28/15 18:48	1
cis-1,3-Dichloropropene	0.46	U	1.0	0.46	ug/L			04/28/15 18:48	1
Hexachlorobutadiene	0.35	U	1.0	0.35	ug/L			04/28/15 18:48	1
Dibromomethane	0.42	U	1.0	0.42	ug/L			04/28/15 18:48	1
Bromodichloromethane	0.29	U	1.0	0.29	ug/L			04/28/15 18:48	1
Dichlorodifluoromethane	0.32	U	1.0	0.32	ug/L			04/28/15 18:48	1
Ethylbenzene	0.25	U	1.0	0.25	ug/L			04/28/15 18:48	1
1,2-Dibromoethane	0.32	U	1.0	0.32	ug/L			04/28/15 18:48	1
Diisopropyl ether	0.50	U	10	0.50	ug/L			04/28/15 18:48	1
Naphthalene	0.45	U	1.0	0.45	ug/L			04/28/15 18:48	1
m-Xylene & p-Xylene	0.24	U	2.0	0.24	ug/L			04/28/15 18:48	1
n-Butylbenzene	0.31	U	1.0	0.31	ug/L			04/28/15 18:48	1
Isopropylbenzene	0.35	U	1.0	0.35	ug/L			04/28/15 18:48	1
N-Propylbenzene	0.40	U	1.0	0.40	ug/L			04/28/15 18:48	1
2-Butanone (MEK)	0.53	U	10	0.53	ug/L			04/28/15 18:48	1

Client Sample Results

Client: Tetra Tech, Inc.
Project/Site: MSA DRA PCB

TestAmerica Job ID: 240-49697-1

Client Sample ID: TB-042215

Date Collected: 04/22/15 00:00
Date Received: 04/23/15 09:30

Lab Sample ID: 240-49697-98

Matrix: Water

Method: 8260B - Volatile Organic Compounds (GC/MS) (Continued)

Analyte	Result	Qualifier	RL	MDL	Unit	D	Prepared	Analyzed	Dil Fac
4-Methyl-2-pentanone (MIBK)	0.99	U	10	0.99	ug/L			04/28/15 18:48	1
sec-Butylbenzene	0.48	U	1.0	0.48	ug/L			04/28/15 18:48	1
Methyl tert-butyl ether	0.20	U	1.0	0.20	ug/L			04/28/15 18:48	1
Tert-amyl methyl ether	0.30	U	5.0	0.30	ug/L			04/28/15 18:48	1
Methylene Chloride	0.33	U	1.0	0.33	ug/L			04/28/15 18:48	1
o-Xylene	0.25	U	1.0	0.25	ug/L			04/28/15 18:48	1
Styrene	0.45	U	1.0	0.45	ug/L			04/28/15 18:48	1
Ethyl t-butyl ether	0.23	U	5.0	0.23	ug/L			04/28/15 18:48	1
tert-Butylbenzene	0.41	U	1.0	0.41	ug/L			04/28/15 18:48	1
Tetrachloroethene	0.31	U	1.0	0.31	ug/L			04/28/15 18:48	1
Toluene	0.23	U	1.0	0.23	ug/L			04/28/15 18:48	1
trans-1,2-Dichloroethene	0.30	U	1.0	0.30	ug/L			04/28/15 18:48	1
trans-1,3-Dichloropropene	0.56	U *	1.0	0.56	ug/L			04/28/15 18:48	1
Trichloroethene	0.22	U	1.0	0.22	ug/L			04/28/15 18:48	1
Trichlorofluoromethane	0.49	U	1.0	0.49	ug/L			04/28/15 18:48	1
Vinyl acetate	0.41	U	2.0	0.41	ug/L			04/28/15 18:48	1
Vinyl chloride	0.29	U	1.0	0.29	ug/L			04/28/15 18:48	1
tert-Butyl alcohol (TBA)	4.9	U	50	4.9	ug/L			04/28/15 18:48	1
Xylenes, Total	0.52	U	2.0	0.52	ug/L			04/28/15 18:48	1
Dibromochloromethane	0.43	U	1.0	0.43	ug/L			04/28/15 18:48	1

Surrogate	*%Recovery*	*Qualifier*	*Limits*	*Prepared*	*Analyzed*	*Dil Fac*
1,2-Dichloroethane-d4 (Surr)	*114*		*63 - 129*		*04/28/15 18:48*	*1*
4-Bromofluorobenzene (Surr)	*79*		*66 - 120*		*04/28/15 18:48*	*1*
Toluene-d8 (Surr)	*96*		*74 - 120*		*04/28/15 18:48*	*1*
Dibromofluoromethane (Surr)	*101*		*75 - 121*		*04/28/15 18:48*	*1*

Appendix C

Support Documentation

SAMPLE CALCULATION

LMC-MSA, DUMP ROAD
SDG 240-49697-1

SAMPLE IDENTIFICATION	DR-SB-246-0-3
COMPOUND	AROCLOR 1254
AVERAGE CONCENTRATION (ng/µL)	0.3459
DILUTION FACTOR	100
VOLUME FINAL EXTRACT (ml)	10
WEIGHT OF SAMPLE (g)	30.02
PERCENT SOLIDS	0.8350
CONCENTRATION =	13800.50 µg/Kg

GC COLUMN 2

RESPONSE 1	28487355
RESPONSE 2	28928064
RESPONSE 3	44244036
RESPONSE 4	32397829
RESPONSE 5	33405119
RESPONSE FACTOR 1	73571686.8
RESPONSE FACTOR 2	80221480.5
RESPONSE FACTOR 3	121065634
RESPONSE FACTOR 4	97771853.6
RESPONSE FACTOR 5	117194073
CONCENTRATION 1	0.3872
CONCENTRATION 2	0.3606
CONCENTRATION 3	0.3655
CONCENTRATION 4	0.3314
CONCENTRATION 5	0.2850
AVERAGE (µg/L)	0.3459

FORM I
PCBS ORGANICS ANALYSIS DATA SHEET

Lab Name: TestAmerica Canton | Job No.: 240-49697-1

SDG No.:

Client Sample ID: DR-SB-246-0-3 | Lab Sample ID: 240-49697-73

Matrix: Solid | Lab File ID: P1300012.D

Analysis Method: 8082A | Date Collected: 04/22/2015 09:20

Extraction Method: 3540C | Date Extracted: 04/28/2015 07:26

Sample wt/vol: 30.02(g) | Date Analyzed: 05/03/2015 16:02

Con. Extract Vol.: 10(mL) | Dilution Factor: 100

Injection Volume: 1(uL) | GC Column: CLP-2 ID: 0.53(mm)

% Moisture: 16.5 | GPC Cleanup:(Y/N) N

Analysis Batch No.: 178932 | Units: ug/Kg

CAS NO.	COMPOUND NAME	RESULT	Q	RL	MDL
12674-11-2	Aroclor-1016	1400	U	4000	1400
11104-28-2	Aroclor-1221	1900	U	4000	1900
11141-16-5	Aroclor-1232	2400	U	4000	2400
53469-21-9	Aroclor-1242	1300	U	4000	1300
12672-29-6	Aroclor-1248	960	U	4000	960
11097-69-1	Aroclor-1254	14000		4000	1700
11096-82-5	Aroclor-1260	1100	U	4000	1100

CAS NO.	SURROGATE	%REC	Q	LIMITS
877-09-8	Tetrachloro-m-xylene	271	X	29-151
2051-24-3	DCB Decachlorobiphenyl	1199	X	14-163

Report Date: 11-May-2015 15:48:34 Chrom Revision: 2.2 09-Apr-2015 10:05:40

TestAmerica Canton
Target Compound Quantitation Report

Data File: \\NCChrom\ChromData\A2HP13\20150501-43172.b\P1300012.D
Lims ID: 240-49697-B-73-A Lab Sample ID: 240-49697-73
Client ID: DR-SB-246-0-3
Sample Type: Client
Inject. Date: 03-May-2015 16:02:40 ALS Bottle#: 12 Worklist Smp#: 12
Injection Vol: 1.0 uL Dil. Factor: 100.0000
Sample Info: 240-0043172-012
Operator ID: Instrument ID: A2HP13

Method: \\NCChrom\ChromData\A2HP13\20150501-43172.b\PCB13.m
Limit Group: GC 8082A ICAL
Last Update: 11-May-2015 15:48:33 Calib Date: 24-Apr-2015 22:23:15
Integrator: Falcon
Quant Method: External Standard Quant By: Initial Calibration
Last ICal File: \\NCChrom\ChromData\A2HP13\20150424-42922.b\P1300033.D

Column 1 : Det: GC ECD1A
Column 2 : Det: GC ecd2b
Process Host: XAWRK006

First Level Reviewer: bosworthh Date: 04-May-2015 17:59:21

Col	RT (min.)	Exp RT (min.)	Dlt RT (min.)	Response	OnCol Amt ng/ul	Flags
$ 2 Tetrachloro-m-xylene						
1	1.158	1.158	0.000	1086573	0.000431	
2	1.671	1.664	0.007	1130732	0.000542	
					RPD = 22.79	
3 PCB-1221						
1		1.294			ND	
1		1.407				
1		1.436				
2		1.963				
2		2.104				
2		2.164				
6 PCB-1016						
1		1.436			ND	
1		1.729				
1		2.137				
1		2.264				
1		2.665				
2		2.164				
2		2.590				
2		3.074				
2		3.220				
2		3.738				

Col	RT (min.)	Exp RT (min.)	Dlt RT (min.)	Response	OnCol Amt ng/ul	Flags
4 PCB-1232						
1		1.437			ND	
1		1.729				
1		2.138				
1		2.264				
1		2.665				
2		2.164				
2		2.589				
2		3.073				
2		3.221				
2		3.330				
5 PCB-1242						
1		1.437			ND	
1		1.729				
1		2.138				
1		2.265				
1		2.666				
2		2.164				
2		2.589				
2		3.073				
2		3.220				
2		3.738				
7 PCB-1248						
1		1.728			ND	
1		2.136				
1		2.665				
1		3.272				
1		3.731				
2		2.588				
2		3.071				
2		3.872				
2		4.210				
2		4.933				
8 PCB-1254						
1	3.049	3.048	0.001	33575389	0.4821	
1	3.326	3.326	0.000	60593712	0.4635	
1	3.731	3.731	0.000	55700453	0.4215	
1	4.031	4.030	0.001	45208342	0.3970	
1	4.532	4.533	-0.001	48786448	0.3579	
		Average of Peak Amounts =			0.4244	
2	4.206	4.205	0.001	28487355	0.3872	
2	4.431	4.430	0.001	28928064	0.3606	
2	4.933	4.933	0.000	44244036	0.3655	
2	5.573	5.574	-0.001	32397829	0.3314	
2	5.791	5.790	0.001	33405119	0.2850	
		Average of Peak Amounts =			0.3459	
					RPD = 20.37	

Col	RT (min.)	Exp RT (min.)	Dlt RT (min.)	Response	OnCol Amt ng/ul	Flags
10 PCB-1260						
1		3.933			ND	
1		4.237				
1		4.532				
1		5.273				
1		5.572				
2		5.154				
2		5.400				
2		5.788				
2		6.516				
2		6.917				
9 PCB-1262						
1		3.933			ND	
1		4.240				
1		4.666				
1		5.275				
1		5.628				
2		5.400				
2		5.899				
2		6.223				
2		6.517				
2		6.918				
$ 12 DCB Decachlorobiphenyl						
1	6.809	6.796	0.013	861772	0.000362	
2	8.259	8.226	0.033	3684715	0.002397	
					RPD = 147.51	

FORM VI
PCBS INITIAL CALIBRATION DATA
EXTERNAL STANDARD CURVE EVALUATION

Lab Name: TestAmerica Canton Job No.: 240-49697-1 Analy Batch No.: 177891

SDG No.:

Instrument ID: A2HP13 GC Column: CLP-2 ID: 0.53(mm) Heated Purge: (Y/N) N

Calibration Start Date: 04/24/2015 19:22 Calibration End Date: 04/24/2015 20:44 Calibration ID: 28173

Calibration Files:

LEVEL:	LAB SAMPLE ID:	LAB FILE ID:
Level 1	STD005 240-177891/22	P1300022.D
Level 2	STD01 240-177891/23	P1300023.D
Level 3	STD02 240-177891/24	P1300024.D
Level 4	STD05 240-177891/25	P1300025.D
Level 5	STD1 240-177891/26	P1300026.D
Level 6	STD2 240-177891/27	P1300027.D

ANALYTE	CF				CURVE TYPE	COEFFICIENT			#	MIN CF	%RSD	#	MAX %RSD	R^2 OR COD	#	MIN R^2 OR COD
	LVL 1 LVL 5	LVL 2 LVL 6	LVL 3	LVL 4		B	M1	M2								
PCB-1221 Peak 1	26797500 18942196	25006220 17531585	22736345	20451582	Ave		21910904.7				16.4		20.0			
PCB-1221 Peak 2	17892820 13083921	16910740 11544196	15392670	13693872	Ave		14753036.4				16.4		20.0			
PCB-1221 Peak 3	64913080 45536500	59551350 40971612	53894260	47666606	Ave		52088901.3				17.4		20.0			
PCB-1254 Peak 1	91105460 64051743	83528390 60609054	73931660	68203814	Ave		73571686.8				16.0		20.0			
PCB-1254 Peak 2	99297580 69886402	92113960 65432393	81412260	73186288	Ave		80221480.5				16.6		20.0			
PCB-1254 Peak 3	145481200 107464530	137725220 100869763	121950320	112902772	Ave		121065634				14.5		20.0			
PCB-1254 Peak 4	117410680 86170840	112100870 81998945	97885835	91063952	Ave		97771853.6				14.6		20.0			
PCB-1254 Peak 5	138192760 103908127	135245010 98489457	117383640	109945444	Ave		117194073				14.0		20.0			

Note: The m1 coefficient is the same as Ave CF for an Ave curve type.

Report Date: 11-May-2015 15:48:34 Chrom Revision: 2.2 09-Apr-2015 10:05:40

TestAmerica Canton

Data File:	\\NCChrom\ChromData\A2HP13\20150501-43172.b\P1300012.D				
Injection Date:	03-May-2015 16:02:40	Instrument ID:	A2HP13		
Lims ID:	240-49697-B-73-A	Lab Sample ID:	240-49697-73		
Client ID:	DR-SB-246-0-3				
Operator ID:		ALS Bottle#:	12	Worklist Smp#:	12
Injection Vol:	1.0 uL	Dil. Factor:	100.0000		
Method:	PCB13	Limit Group:	GC 8082A ICAL		
Column:		Detector	GC ecd2b		

8 PCB-1254, CAS: 11097-69-1

Calibration Sample, Level: 6

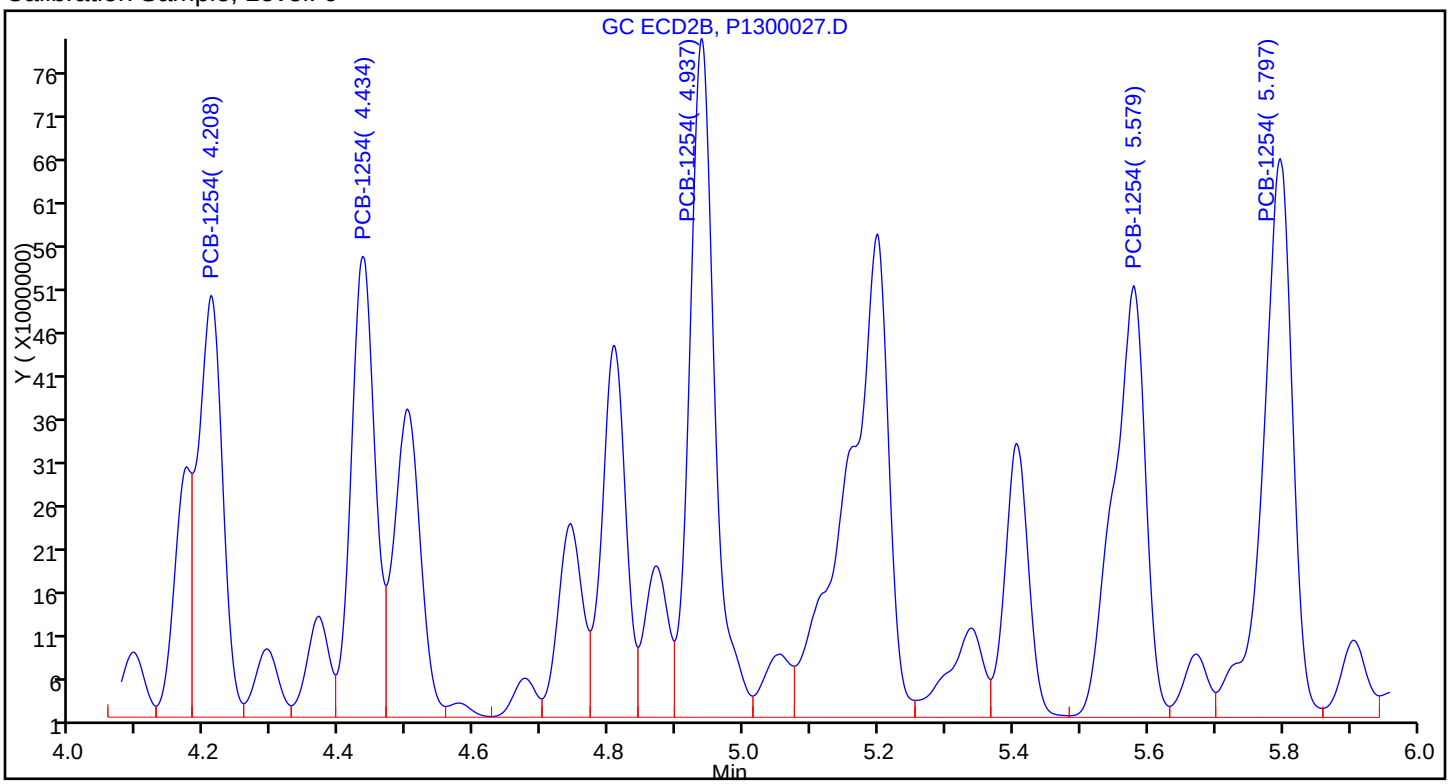

Sample

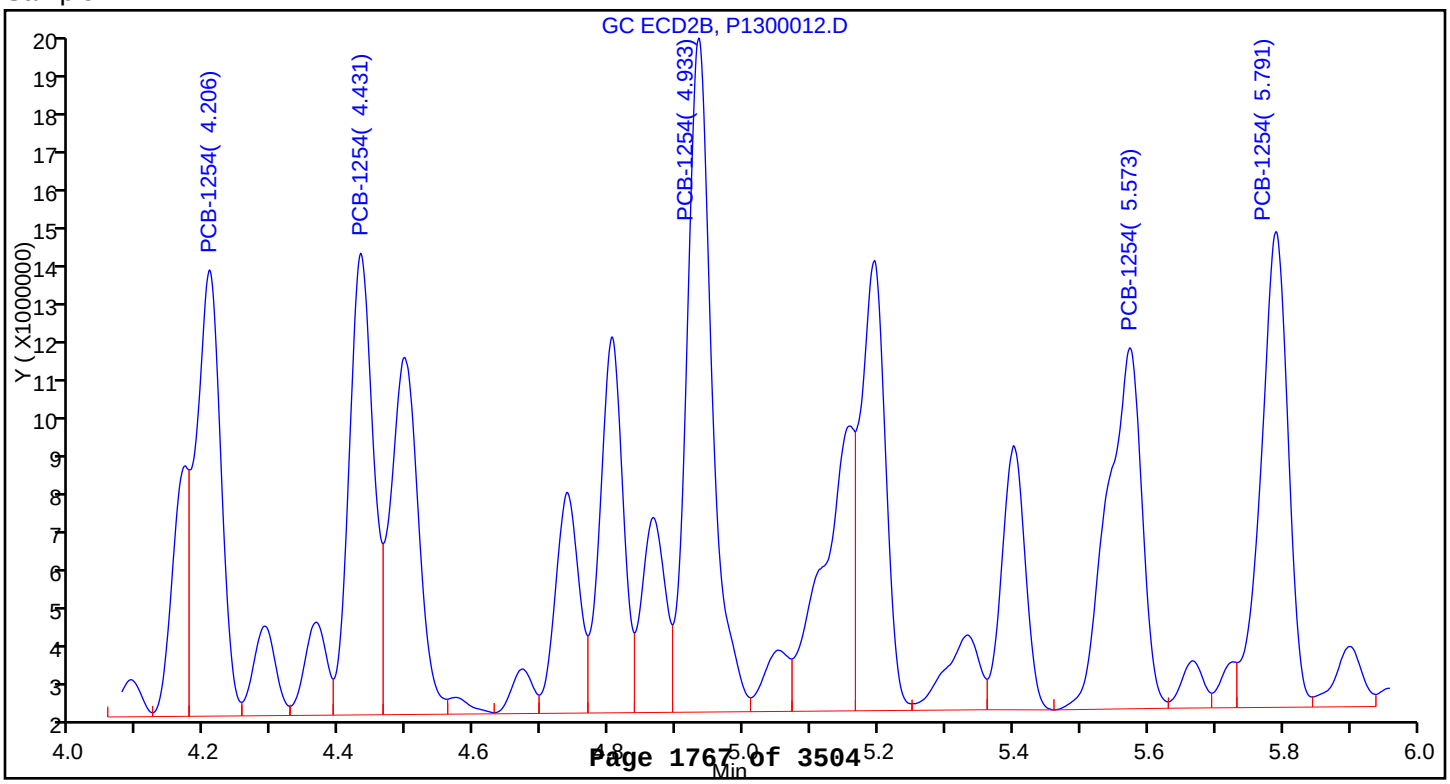

3.2|C3.7 2.6|C3.1 CHAIN OF CUSTODY | NUMBER 24|C2.9 | PAGE 1 OF 8

PROJECT NO: 112IC05482	SITE NAME: MSA ORA	PROJECT MANAGER AND PHONE NUMBER: Tony Aparamage	LABORATORY NAME AND CONTACT: Test America
SAMPLERS (SIGNATURE)		FIELD OPERATIONS LEADER AND PHONE NUMBER: Josh Mullis 410-279-2700	ADDRESS: 20251 Century Blvd. Ste. 200
		CARRIER/WAYBILL NUMBER	CITY, STATE: Germantown, MD 20874

STANDARD TAT ☒ 15 days
RUSH TAT ☐ ☐ 24 hr. ☐ 48 hr. ☐ 72 hr. ☐ 7 day ☐ 14 day

CONTAINER TYPE PLASTIC (P) or GLASS (G): G
PRESERVATIVE USED: 1

DATE YEAR 4/21/15	TIME	SAMPLE ID	MATRIX	GRAB (G) COMP (C)	No. OF CONTAINERS	TYPE OF ANALYSIS: PCBs (8082A)								COMMENTS
4/21	0932	OR-SB-230-0-3	S	C	1	X								
	0933	OR-SB-230-24-27				X								
	0934	OR-SB-230-36-39				X								
	0935	OR-SB-230-48-51				X								
	0952	OR-SB-235-0-3				X								
	0953	OR-SB-235-24-27				X								
	0954	OR-SB-235-36-39				X								
	0955	OR-SB-235-48-51				X								
	1027	OR-SB-239-0-3				X								
	1028	OR-SB-239-24-27				X								
	1029	OR-SB-239-36-39				X								
	1030	OR-SB-239-48-51				X								
	1047	OR-SB-244-0-3				X								

1. RELINQUISHED BY	DATE 4/22/15	TIME 1700	1. RECEIVED BY	DATE 4/23/15	TIME 930
2. RELINQUISHED BY	DATE	TIME	2. RECEIVED BY	DATE	TIME
3. RELINQUISHED BY	DATE	TIME	3. RECEIVED BY	DATE	TIME

COMMENTS: MSA PCB TP-8D INVESTIGATION

DISTRIBUTION: WHITE (ACCOMPANIES SAMPLE) YELLOW (FIELD COPY) PINK (FILE COPY)

3/99

CHAIN OF CUSTODY | NUMBER | PAGE 2 OF 8

PROJECT NO:	SITE NAME:	PROJECT MANAGER AND PHONE NUMBER	LABORATORY NAME AND CONTACT:
MZI05482	MSA RCA	Tony Aparacio	Test America
SAMPLERS (SIGNATURE)		FIELD OPERATIONS LEADER AND PHONE NUMBER: Josh Mills 410-279-2700	ADDRESS: 4101 Shuffel St. N.W.
		CARRIER/WAYBILL NUMBER	CITY, STATE: North Canton, OH

STANDARD TAT ☒ 15 days
RUSH TAT ☐
☐ 24 hr. ☐ 48 hr. ☐ 72 hr. ☐ 7 day ☐ 14 day

CONTAINER TYPE PLASTIC (P) or GLASS (G): G
PRESERVATIVE USED: -

DATE YEAR 2015	TIME	SAMPLE ID	MATRIX	GRAB (G) COMP (C)	No. OF CONTAINERS	TYPE OF ANALYSIS: PCBs (8082A)	COMMENTS
4/21	1048	DR-SB-244-24-27	S	C	1	X	
	1049	DR-SB-244-36-39				X	
	1050	DR-SB-244-48-51				X	
	1116	DR-SB-249-0-3				X	
	1117	DR-SB-249-24-27				X	
	1118	DR-SB-249-36-39				X	
	1119	DR-SB-249-48-51				X	
	1148	DR-SB-243-0-3				X	
	1149	DR-SB-243-24-27				X	
	1150	DR-SB-243-36-39				X	
	1151	DR-SB-243-48-51				X	
	1210	DR-SB-248-0-3				X	
	1211	DR-SB-248-24-27				X	

	DATE	TIME		DATE	TIME
1. RELINQUISHED BY	4/22/15	1700	1. RECEIVED BY	4-23-15	930
2. RELINQUISHED BY	DATE	TIME	2. RECEIVED BY	DATE	TIME
3. RELINQUISHED BY	DATE	TIME	3. RECEIVED BY	DATE	TIME

COMMENTS: MSA RCB TP-80 INVESTIGATION

DISTRIBUTION: WHITE (ACCOMPANIES SAMPLE) YELLOW (FIELD COPY) PINK (FILE COPY)

3/99

CHAIN OF CUSTODY | NUMBER | PAGE 3 OF 8

PROJECT NO:	SITE NAME:	PROJECT MANAGER AND PHONE NUMBER	LABORATORY NAME AND CONTACT:
112IC05482	MSA ORA	Tony Aparevage	Test America
SAMPLERS (SIGNATURE)		FIELD OPERATIONS LEADER AND PHONE NUMBER: Josh Mills 440 279 2700	ADDRESS: 4101 Shuffel St. N.W
		CARRIER/WAYBILL NUMBER	CITY, STATE: North Canton, OH

STANDARD TAT ☒ 15 days
RUSH TAT ☐
☐ 24 hr. ☐ 48 hr. ☐ 72 hr. ☐ 7 day ☐ 14 day

CONTAINER TYPE PLASTIC (P) or GLASS (G): G
PRESERVATIVE USED: 1

DATE YEAR 2015	TIME	SAMPLE ID	MATRIX	GRAB (G) COMP (C)	No. OF CONTAINERS	TYPE OF ANALYSIS: PCBs (8082A)	COMMENTS
4/21	1212	OR-SB-248-36-39	S	C	1	X	
	1213	OR-SB-248-48-51				X	
	1228	OR-SB-238-0-3				X	
	1229	OR-SB-238-24-27				X	
	1230	OR-SB-238-36-39				X	
	1231	OR-SB-238-48-51				X	
	1250	OR-SB-234-0-3				X	
	1251	OR-SB-234-24-27				X	
	1252	OR-SB-234-36-39				X	
	1253	OR-SB-234-48-51				X	
	1406	OR-SB-229-0-3				X	
	1407	OR-SB-229-24-27				X	
	1408	OR-SB-229-36-39				X	

	DATE	TIME		DATE	TIME
1. RELINQUISHED BY	4/22/15	1700	1. RECEIVED BY	4.23.15	930
2. RELINQUISHED BY			2. RECEIVED BY		
3. RELINQUISHED BY			3. RECEIVED BY		

COMMENTS: MSA PCB TP-80 INVESTIGATION

DISTRIBUTION: WHITE (ACCOMPANIES SAMPLE) YELLOW (FIELD COPY) PINK (FILE COPY)

3/99

CHAIN OF CUSTODY | NUMBER | PAGE 4 OF 8

PROJECT NO:	SITE NAME:	PROJECT MANAGER AND PHONE NUMBER	LABORATORY NAME AND CONTACT:
112IC05482	MSA ORA	Tony Appavoje	Test America
SAMPLERS (SIGNATURE)		FIELD OPERATIONS LEADER AND PHONE NUMBER: Jose Mills 410-279-2700	ADDRESS: 4101 Shuffel St N.W.
		CARRIER/WAYBILL NUMBER	CITY, STATE: North Canton, OH

STANDARD TAT ☒ 15 days
RUSH TAT ☐ ☐ 24 hr. ☐ 48 hr. ☐ 72 hr. ☐ 7 day ☐ 14 day

CONTAINER TYPE PLASTIC (P) or GLASS (G): G
PRESERVATIVE USED: C

DATE YEAR 2015	TIME	SAMPLE ID	MATRIX	GRAB (G) COMP (C)	No. OF CONTAINERS	TYPE OF ANALYSIS: PCBS (8082A)	COMMENTS
4/21	1409	OR-SB-229-48-51	S	C	1	X	
	1422	OR-SB-233-0-3				X	
	1423	OR-SB-233-24-27				X	
	1424	OR-SB-233-36-39				X	
	1425	OR-SB-233-48-51				X	
	1443	OR-SB-228-0-3				X	
	1444	OR-SB-228-24-27				X	
	1445	OR-SB-228-36-39				X	
	1446	OR-SB-228-48-51				X	
	1504	OR-SB-242-0-3				X	
	1505	OR-SB-242-24-27				X	
	1506	OR-SB-242-36-39				X	
	1507	OR-SB-242-48-51				X	

	DATE	TIME		DATE	TIME
1. RELINQUISHED BY	4/22/15	1700	1. RECEIVED BY	4.23.15	930
2. RELINQUISHED BY			2. RECEIVED BY		
3. RELINQUISHED BY			3. RECEIVED BY		

COMMENTS: MSA PCB TP-80 INVESTIGATION

DISTRIBUTION: WHITE (ACCOMPANIES SAMPLE) YELLOW (FIELD COPY) PINK (FILE COPY)

3/99

CHAIN OF CUSTODY | NUMBER | PAGE 5 OF 8

PROJECT NO:	SITE NAME:	PROJECT MANAGER AND PHONE NUMBER	LABORATORY NAME AND CONTACT:
112IC05482	MSA DRA	TONY ARANUALE	TEST AMERICA
SAMPLERS (SIGNATURE)		FIELD OPERATIONS LEADER AND PHONE NUMBER: JOSH MILLIS 410 279 2700	ADDRESS: 4101 Shuffel St. N.W.
		CARRIER/WAYBILL NUMBER	CITY, STATE: North Canton, OH

STANDARD TAT ☒ 15 days
RUSH TAT ☐ ☐ 24 hr. ☐ 48 hr. ☐ 72 hr. ☐ 7 day ☐ 14 day

CONTAINER TYPE PLASTIC (P) or GLASS (G): G
PRESERVATIVE USED: /

DATE YEAR 2015	TIME	SAMPLE ID	MATRIX	GRAB (G) COMP (C)	No. OF CONTAINERS	TYPE OF ANALYSIS: PCBS (8082A)								COMMENTS
4/21	1534	DR-SB-247-0-3	S	C	1	X								
4/21	1535	DR-SB-247-24-27				X								
4/21	1537	DR-SB-247-36-39				X								
4/22	0930	DR-SB-247-48-51				X								
4/21	1555	DR-SB-241-0-3				X								
4/21	1556	DR-SB-241-24-27				X								
4/21	1557	DR-SB-241-36-39				X								
4/22	0935	DR-SB-241-48-51				X								
4/21	1616	DR-SB-237-0-3				X								
4/21	1617	DR-SB-237-24-27				X								
4/21	1618	DR-SB-237-36-39				X								
4/21	1619	DR-SB-237-48-51				X								
4/21	1630	DR-SB-232-0-3				X								

	DATE	TIME		DATE	TIME
1. RELINQUISHED BY	4/22/15	1700	1. RECEIVED BY	4-23-15	930
2. RELINQUISHED BY	DATE	TIME	2. RECEIVED BY	DATE	TIME
3. RELINQUISHED BY	DATE	TIME	3. RECEIVED BY	DATE	TIME

COMMENTS: MSA PCB TP-80 INVESTIGATION

DISTRIBUTION: WHITE (ACCOMPANIES SAMPLE) YELLOW (FIELD COPY) PINK (FILE COPY)

3/99

CHAIN OF CUSTODY | NUMBER | PAGE 6 OF 8

PROJECT NO:	SITE NAME:	PROJECT MANAGER AND PHONE NUMBER	LABORATORY NAME AND CONTACT:
112ZC05482	MSA ORA	TONY APANAVAGE	TESTAMERICA
SAMPLERS (SIGNATURE)		FIELD OPERATIONS LEADER AND PHONE NUMBER: JOSH MULLIS 440 274 2700	ADDRESS: 4101 Shuffel St. N.W.
		CARRIER/WAYBILL NUMBER	CITY, STATE: North Canton, OH

STANDARD TAT ☒ 15 days
RUSH TAT ☐
☐ 24 hr. ☐ 48 hr. ☐ 72 hr. ☐ 7 day ☐ 14 day

DATE YEAR 2015	TIME	SAMPLE ID	MATRIX	GRAB (G) COMP (C)	No. OF CONTAINERS	TYPE OF ANALYSIS: PCBS (8082A)	COMMENTS
					CONTAINER TYPE PLASTIC (P) or GLASS (G)	G	
					PRESERVATIVE USED	—	
4/21	1632	OR-SB-232-24-27	S	C	1	X	
4/21	1633	OR-SB-232-36-39				X	
4/22	0940	OR-SB-232-48-51				X	
4/21	1645	OR-SB-231-0-3				X	
4/21	1647	OR-SB-231-24-27				X	
4/21	1648	OR-SB-231-36-39				X	
4/22	0945	OR-SB-231-48-51				X	
4/22	0920	OR-SB-246-0-3				X	
4/22	0921	OR-SB-246-24-27				X	
4/22	0922	OR-SB-246-36-39				X	
4/22	0923	OR-SB-246-48-51				X	
4/22	0950	OR-SB-236-0-3				X	
4/22	0951	OR-SB-236-24-27				X	

	DATE	TIME		DATE	TIME
1. RELINQUISHED BY	4/22/15	1700	1. RECEIVED BY	4-23-15	930
2. RELINQUISHED BY			2. RECEIVED BY		
3. RELINQUISHED BY			3. RECEIVED BY		

COMMENTS: MSA PCB TP-80 INVESTIGATION

DISTRIBUTION: WHITE (ACCOMPANIES SAMPLE) YELLOW (FIELD COPY) PINK (FILE COPY)

3/99

CHAIN OF CUSTODY | NUMBER | PAGE 7 OF 8

PROJECT NO:	SITE NAME:	PROJECT MANAGER AND PHONE NUMBER	LABORATORY NAME AND CONTACT:
112IC05482	MSA DRA PCB	TONY APANAVAGE	TEST AMERICA
SAMPLERS (SIGNATURE)		FIELD OPERATIONS LEADER AND PHONE NUMBER: JOSH MULLIS 410 279 2700	ADDRESS: 4101 Shuffel St. N.W.
		CARRIER/WAYBILL NUMBER	CITY, STATE: North Canton, OH

STANDARD TAT ☒ 15 days
RUSH TAT ☐
☐ 24 hr. ☐ 48 hr. ☐ 72 hr. ☐ 7 day ☐ 14 day

CONTAINER TYPE PLASTIC (P) or GLASS (G): G
PRESERVATIVE USED: /

DATE YEAR 2015	TIME	SAMPLE ID	MATRIX	GRAB (G) COMP (C)	No. OF CONTAINERS	TYPE OF ANALYSIS: PCBs (8082A)	COMMENTS
4/22	0952	DR-SB-236-36-39	S	C	1	X	
	0953	DR-SB-236-48-51				X	
	1005	DR-SB-240-0-3				X	
	1006	DR-SB-240-24-27				X	
	1007	DR-SB-240-36-39				X	
	1008	DR-SB-240-48-51				X	
	1034	DR-SB-245-0-3				X	
	1035	DR-SB-245-24-27				X	
	1036	DR-SB-245-36-39				X	
	1037	DR-SB-245-48-51				X	
	1106	DR-SB-227-0-3				X	
	1107	DR-SB-227-24-27				X	
	1108	DR-SB-227-36-39				X	

	DATE	TIME		DATE	TIME
1. RELINQUISHED BY	4/22/15	1700	1. RECEIVED BY	4-23-15	930
2. RELINQUISHED BY			2. RECEIVED BY		
3. RELINQUISHED BY			3. RECEIVED BY		

COMMENTS: MSA PCB TP-80 INVESTIGATION

DISTRIBUTION: WHITE (ACCOMPANIES SAMPLE) YELLOW (FIELD COPY) PINK (FILE COPY)

3/99

CHAIN OF CUSTODY | NUMBER | PAGE 8 OF 8

PROJECT NO:	SITE NAME:	PROJECT MANAGER AND PHONE NUMBER	LABORATORY NAME AND CONTACT:
112IC05482	MSA ORA PCB	TONY APANAVAGE	TEST AMERICA
SAMPLERS (SIGNATURE)		FIELD OPERATIONS LEADER AND PHONE NUMBER: JOSH MULLIS 410 279 2700	ADDRESS: 4101 Shuffel St. N.W.
		CARRIER/WAYBILL NUMBER	CITY, STATE: North Canton, OH

STANDARD TAT ☒ 15 days
RUSH TAT ☐
☐ 24 hr. ☐ 48 hr. ☐ 72 hr. ☐ 7 day ☐ 14 day

DATE YEAR 2015	TIME	SAMPLE ID	MATRIX	GRAB (G) COMP (C)	No. OF CONTAINERS	PCBs (8082A)	TCLP VOCs, SVOCs, Metals, Pesticides	* Pesticides	VOCs	COMMENTS
CONTAINER TYPE PLASTIC (P) or GLASS (G)						G	G	G		
PRESERVATIVE USED						—	—	HCL		
4/22	1109	OR-SB-227-48-51	S	C	1	X				
	1115	OR-SB-226-0-3			1	X				
	1116	OR-SB-226-24-27			1	X				
	1117	OR-SB-226-36-39			1	X				
	1118	OR-SB-226-48-51			1	X				
	1050	OR-WC-S-TP80			2	X	X			* WASTE CHARACTERIZATION
	—	TB-042215	Aq	—	2	—		X		* TRIP BLANK

1. RELINQUISHED BY	DATE	TIME	1. RECEIVED BY	DATE	TIME
	4/22/15	1700		4-23-15	930
2. RELINQUISHED BY	DATE	TIME	2. RECEIVED BY	DATE	TIME
3. RELINQUISHED BY	DATE	TIME	3. RECEIVED BY	DATE	TIME

COMMENTS: MSA PCB TP-80 INVESTIGATION

DISTRIBUTION: WHITE (ACCOMPANIES SAMPLE) YELLOW (FIELD COPY) PINK (FILE COPY)

3/99

TestAmerica Canton Sample Receipt Form/Narrative **Login # :** 49497
Canton Facility

Client Tetratech Site Name _____ Cooler unpacked by:

Cooler Received on 4-23-15 Opened on 4-23-15

FedEx: 1st Grd Exp UPS FAS Stetson Client Drop Off TestAmerica Courier Other _____

Receipt After-hours: Drop-off Date/Time _____ Storage Location _____

TestAmerica Cooler # _____ Foam Box Client Cooler Box Other _____

Packing material used: Bubble Wrap Foam Plastic Bag None Other _____

COOLANT: Wet Ice Blue Ice Dry Ice Water None

1. Cooler temperature upon receipt
   ~~IR GUN# A (CF +4.0 °C) Observed Cooler Temp._____°C Corrected Cooler Temp._____°C~~
   IR GUN# 4 (CF +0.5 °C) Observed Cooler Temp._____°C Corrected Cooler Temp._____°C ☑ See Multiple Cooler Form
   ~~IR GUN# 5 (CF +0.4 °C) Observed Cooler Temp._____°C Corrected Cooler Temp._____°C~~
   IR GUN# 8 (CF -1.2 °C) Observed Cooler Temp._____°C Corrected Cooler Temp._____°C
2. Were custody seals on the outside of the cooler(s)? If Yes Quantity 3 Yes No
   -Were custody seals on the outside of the cooler(s) signed & dated? Yes No NA
   -Were custody seals on the bottle(s)? Yes No
3. Shippers' packing slip attached to the cooler(s)? Yes No
4. Did custody papers accompany the sample(s)? Yes No
5. Were the custody papers relinquished & signed in the appropriate place? Yes No
6. Was/were the sampler(s) clearly identified on the COC? Yes No
7. Did all bottles arrive in good condition (Unbroken)? Yes No
8. Could all bottle labels be reconciled with the COC? Yes No
9. Were correct bottle(s) used for the test(s) indicated? Yes No
10. Sufficient quantity received to perform indicated analyses? Yes No
11. Were sample(s) at the correct pH upon receipt? Yes No NA pH Strip Lot# **HC432654**
12. Were VOAs on the COC? Yes No
13. Were air bubbles >6 mm in any VOA vials? Yes No NA
14. Was a trip blank present in the cooler(s)? Trip Blank Lot #_____ Yes No

Contacted PM _____ Date _____ by _____ via Verbal Voice Mail Other

Concerning _____

14. CHAIN OF CUSTODY & SAMPLE DISCREPANCIES

Samples processed by:

15. SAMPLE CONDITION

Sample(s) _____ were received after the recommended holding time had expired.

Sample(s) _____ were received in a broken container.

Sample(s) _____ were received with bubble >6 mm in diameter. (Notify PM)

16. SAMPLE PRESERVATION

Sample(s) _____ were further preserved in the laboratory.

Time preserved: _____ Preservative(s) added/Lot number(s): _____.

Ref: SOP NC-SC-0005, Sample Receiving
X:\X-Drive Document Control\SOPs\Work Instructions\Word Version Work Instructions\WI-NC-099P-042315 Cooler Receipt Form.doc djl

TestAmerica Multiple Cooler Receipt Form/Narrative Login # : 491697
Canton Facility

Cooler #	IR Gun #	Observed Temp °C	Corrected Temp °C	Coolant
client	4	3.2	3.7	ice
1	1	2.6	3.1	1
1	1	2.4	2.9	1

CASE NARRATIVE

Client: Tetra Tech, Inc.

Project: MSA DRA PCB

Report Number: 240-49697-1

With the exceptions noted as flags or footnotes, standard analytical protocols were followed in the analysis of the samples and no problems were encountered or anomalies observed. In addition all laboratory quality control samples were within established control limits, with any exceptions noted below. Each sample was analyzed to achieve the lowest possible reporting limit within the constraints of the method. In some cases, due to interference or analytes present at high concentrations, samples were diluted. For diluted samples, the reporting limits are adjusted relative to the dilution required.

TestAmerica Canton attests to the validity of the laboratory data generated by TestAmerica facilities reported herein. All analyses performed by TestAmerica facilities were done using established laboratory SOPs that incorporate QA/QC procedures described in the application methods. TestAmerica's operations groups have reviewed the data for compliance with the laboratory QA/QC plan, and data have been found to be compliant with laboratory protocols unless otherwise noted below.

The test results in this report meet all NELAP requirements for parameters for which accreditation is required or available. Any exceptions to NELAP requirements are noted in this report. Pursuant to NELAP, this report may not be reproduced, except in full, without the written approval of the laboratory.

Calculations are performed before rounding to avoid round-off errors in calculated results.

All holding times were met and proper preservation noted for the methods performed on these samples, unless otherwise detailed in the individual sections below.

All solid sample results are reported on an "as received" basis unless otherwise indicated by the presence of a % solids value in the method header.

This laboratory report is confidential and is intended for the sole use of TestAmerica and its client.

RECEIPT
The samples were received on 4/23/2015 9:30 AM; the samples arrived in good condition, properly preserved and, where required, on ice. The temperatures of the 3 coolers at receipt time were 2.9º C, 3.1º C and 3.7º C.

TCLP VOLATILE ORGANIC COMPOUNDS (GCMS)
Sample DR-WC-S-TP80 (240-49697-97) was analyzed for TCLP volatile organic compounds (GCMS) in accordance with EPA SW-846 Methods 1311/8260B. The sample was leached on 04/28/2015 and analyzed on 04/30/2015.

No analytical or quality issues were noted, other than those described above or in the Definitions/Glossary page.

VOLATILE ORGANIC COMPOUNDS (GCMS)
Sample TB-042215 (240-49697-98) was analyzed for volatile organic compounds (GCMS) in accordance with EPA SW-846 Method 8260B. The sample was analyzed on 04/28/2015.

The laboratory control sample (LCS) for 178264 recovered outside control limits for the following analytes: trans-1,3-Dichloropropene. This analyte was biased high in the LCS and was not detected in the associated samples; therefore, the data have been reported.

2-Chloroethyl vinyl ether cannot be reliably recovered in an acid preserved sample: TB-042215 (240-49697-98).

No additional analytical or quality issues were noted, other than those described above or in the Definitions/Glossary page.

TCLP SEMIVOLATILE ORGANIC COMPOUNDS (GCMS)
Sample DR-WC-S-TP80 (240-49697-97) was analyzed for TCLP semivolatile organic compounds (GCMS) in accordance with EPA SW-846 Methods 1311/8270C. The sample was leached on 05/06/2015, prepared on 05/07/2015 and analyzed on 05/08/2015.

Surrogates are added during the extraction process prior to dilution. When the sample is diluted, surrogate recoveries are diluted out and no corrective action is required.

2,4,6-Tribromophenol (Surr) failed the surrogate recovery criteria high for DR-WC-S-TP80 (240-49697-97) and 240-50046-B-21-D MS.

Six surrogates are used for this analysis. The laboratory's SOP allows one acid and one base of these surrogates to be outside acceptance criteria without performing re-extraction/re-analysis. The following sample contained an allowable number of surrogate

compounds outside limits: DR-WC-S-TP80 (240-49697-97). These results have been reported and qualified.

No additional analytical or quality issues were noted, other than those described above or in the Definitions/Glossary page.

TCLP CHLORINATED PESTICIDES

Sample DR-WC-S-TP80 (240-49697-97) was analyzed for TCLP chlorinated pesticides in accordance with EPA SW-846 Methods 1311/8081A. The sample was leached on 05/06/2015, prepared on 05/07/2015 and analyzed on 05/11/2015.

The continuing calibration verification (CCV) associated with batch 180139 recovered above the upper control limit for methoxychlor. The samples associated with this CCV were non-detects for the affected analytes; therefore, the data have been reported. The following sample is impacted: DR-WC-S-TP80 (240-49697-97).

The continuing calibration verification (CCV) associated with batch 180385 recovered above the upper control limit for Multiple Analytes. The samples associated with this CCV were non-detects for the affected analytes; therefore, the data have been reported. LCS 240-179703/8-A

No additional analytical or quality issues were noted, other than those described above or in the Definitions/Glossary page.

POLYCHLORINATED BIPHENYLS (PCBS)

Samples DR-SB-230-0-3 (240-49697-1), DR-SB-230-24-27 (240-49697-2), DR-SB-230-36-39 (240-49697-3), DR-SB-230-48-51 (240-49697-4), DR-SB-235-0-3 (240-49697-5), DR-SB-235-24-27 (240-49697-6), DR-SB-235-36-39 (240-49697-7), DR-SB-235-48-51 (240-49697-8), DR-SB-239-0-3 (240-49697-9), DR-SB-239-24-27 (240-49697-10), DR-SB-239-36-39 (240-49697-11), DR-SB-239-48-51 (240-49697-12), DR-SB-244-0-3 (240-49697-13), DR-SB-244-24-27 (240-49697-14), DR-SB-244-36-39 (240-49697-15), DR-SB-244-48-51 (240-49697-16), DR-SB-249-0-3 (240-49697-17), DR-SB-249-24-27 (240-49697-18), DR-SB-249-36-39 (240-49697-19), DR-SB-249-48-51 (240-49697-20), DR-SB-243-0-3 (240-49697-21), DR-SB-243-24-27 (240-49697-22), DR-SB-243-36-39 (240-49697-23), DR-SB-243-48-51 (240-49697-24), DR-SB-248-0-3 (240-49697-25), DR-SB-248-24-27 (240-49697-26), DR-SB-248-36-39 (240-49697-27), DR-SB-248-48-51 (240-49697-28), DR-SB-238-0-3 (240-49697-29), DR-SB-238-24-27 (240-49697-30), DR-SB-238-36-39 (240-49697-31), DR-SB-238-48-51 (240-49697-32), DR-SB-234-0-3 (240-49697-33), DR-SB-234-24-27 (240-49697-34), DR-SB-234-36-39 (240-49697-35), DR-SB-234-48-51 (240-49697-36), DR-SB-229-0-3 (240-49697-37), DR-SB-229-24-27 (240-49697-38), DR-SB-229-36-39 (240-49697-39), DR-SB-229-48-51 (240-49697-40), DR-SB-233-0-3 (240-49697-41), DR-SB-233-24-27 (240-49697-42), DR-SB-233-36-39 (240-49697-43), DR-SB-233-48-51 (240-49697-44), DR-SB-228-0-3 (240-49697-45), DR-SB-228-24-27 (240-49697-46), DR-SB-228-36-39 (240-49697-47), DR-SB-228-48-51 (240-49697-48), DR-SB-242-0-3 (240-49697-49), DR-SB-242-24-27 (240-49697-50), DR-SB-242-36-39 (240-49697-51), DR-SB-242-48-51 (240-49697-52), DR-SB-247-0-3 (240-49697-53), DR-SB-247-24-27 (240-49697-54), DR-SB-247-36-39 (240-49697-55), DR-SB-247-48-51 (240-49697-56), DR-SB-241-0-3 (240-49697-57), DR-SB-241-24-27 (240-49697-58), DR-SB-241-36-39 (240-49697-59), DR-SB-241-48-51 (240-49697-60), DR-SB-237-0-3 (240-49697-61), DR-SB-237-24-27 (240-49697-62), DR-SB-237-36-39 (240-49697-63), DR-SB-237-48-51 (240-49697-64), DR-SB-232-0-3 (240-49697-65), DR-SB-232-24-27 (240-49697-66), DR-SB-232-36-39 (240-49697-67), DR-SB-232-48-51 (240-49697-68), DR-SB-231-0-3 (240-49697-69), DR-SB-231-24-27 (240-49697-70), DR-SB-231-36-39 (240-49697-71), DR-SB-231-48-51 (240-49697-72), DR-SB-246-0-3 (240-49697-73), DR-SB-246-24-27 (240-49697-74), DR-SB-246-36-39 (240-49697-75), DR-SB-246-48-51 (240-49697-76), DR-SB-236-0-3 (240-49697-77), DR-SB-236-24-27 (240-49697-78), DR-SB-236-36-39 (240-49697-79), DR-SB-236-48-51 (240-49697-80), DR-SB-240-0-3 (240-49697-81), DR-SB-240-24-27 (240-49697-82), DR-SB-240-36-39 (240-49697-83), DR-SB-240-48-51 (240-49697-84), DR-SB-245-0-3 (240-49697-85), DR-SB-245-24-27 (240-49697-86), DR-SB-245-36-39 (240-49697-87), DR-SB-245-48-51 (240-49697-88), DR-SB-227-0-3 (240-49697-89), DR-SB-227-24-27 (240-49697-90), DR-SB-227-36-39 (240-49697-91), DR-SB-227-48-51 (240-49697-92), DR-SB-226-0-3 (240-49697-93), DR-SB-226-24-27 (240-49697-94), DR-SB-226-36-39 (240-49697-95), DR-SB-226-48-51 (240-49697-96) and DR-WC-S-TP80 (240-49697-97) were analyzed for polychlorinated biphenyls (PCBs) in accordance with EPA SW-846 Method 8082A. The samples were prepared on 04/24/2015, 04/28/2015, 04/29/2015, 04/30/2015, 05/01/2015 and 05/04/2015 and analyzed on 04/28/2015, 04/30/2015, 05/01/2015, 05/02/2015, 05/03/2015, 05/04/2015, 05/05/2015 and 05/06/2015.

Surrogates are added during the extraction process prior to dilution. When the sample dilution is 5X or greater, surrogate recoveries are diluted out and no corrective action is required. All of the samples in this data set analyzed for PCBs were subjected to the sulfuric acid cleanup procedure before instrumental analysis, per EPA Method 3665A.

Tetrachloro-m-xylene failed the surrogate recovery criteria low for DR-SB-230-0-3 (240-49697-1).

DCB Decachlorobiphenyl failed the surrogate recovery criteria high for DR-SB-238-24-27 (240-49697-30), DR-SB-238-36-39 (240-49697-31), DR-SB-234-24-27 (240-49697-34), DR-SB-228-48-51 (240-49697-48), DR-SB-247-24-27 (240-49697-54), DR-SB-247-36-39 (240-49697-55), DR-SB-241-0-3 (240-49697-57), DR-SB-241-48-51 (240-49697-60), DR-SB-237-0-3 (240-49697-61), DR-SB-237-24-27MS (240-49697-62MS), DR-SB-245-48-51 (240-49697-88) and DR-SB-227-24-27 (240-49697-90).

DCB Decachlorobiphenyl and Tetrachloro-m-xylene failed the surrogate recovery criteria low for DR-SB-242-0-3 (240-49697-49) and DR-SB-242-36-39 (240-49697-51). DCB Decachlorobiphenyl and Tetrachloro-m-xylene failed the surrogate recovery criteria high for DR-SB-246-0-3 (240-49697-73).

Samples DR-SB-230-36-39 (240-49697-3)[2X], DR-SB-244-24-27 (240-49697-14)[5X], DR-SB-249-0-3 (240-49697-17)[5X], DR-SB-249-24-27 (240-49697-18)[5X], DR-SB-249-48-51 (240-49697-20)[5X], DR-SB-243-0-3 (240-49697-21)[2X], DR-SB-238-0-3 (240-49697-29)[5X], DR-SB-238-48-51 (240-49697-32)[5X], DR-SB-233-0-3 (240-49697-41)[5X], DR-SB-228-0-3 (240-49697-45)[5X], DR-SB-242-0-3 (240-49697-49)[100X], DR-SB-242-36-39 (240-49697-51)[500X], DR-SB-247-36-39 (240-49697-55)[5X], DR-SB-241-0-3

(240-49697-57)[5X], DR-SB-232-0-3 (240-49697-65)[10X], DR-SB-232-36-39 (240-49697-67)[5X], DR-SB-231-36-39 (240-49697-71)[2X], DR-SB-246-0-3 (240-49697-73)[100X], DR-SB-246-24-27 (240-49697-74)[10X], DR-SB-246-36-39 (240-49697-75)[5X], DR-SB-246-48-51 (240-49697-76)[2X], DR-SB-236-36-39 (240-49697-79)[2X], DR-SB-240-36-39 (240-49697-83)[2X], DR-SB-245-48-51 (240-49697-88) [5X], DR-SB-227-24-27 (240-49697-90)[5X], DR-SB-226-24-27 (240-49697-94)[5X], DR-SB-226-36-39 (240-49697-95)[10X] and DR-WC-S-TP80 (240-49697-97)[5X] required dilution prior to analysis. The reporting limits have been adjusted accordingly.

The following samples were diluted due to the nature of the sample matrix: DR-SB-230-36-39 (240-49697-3), DR-SB-246-36-39 (240-49697-75), DR-SB-246-48-51 (240-49697-76), DR-SB-236-36-39 (240-49697-79), DR-SB-240-36-39 (240-49697-83) and DR-SB-245-48-51 (240-49697-88). Elevated reporting limits (RLs) are provided.

The following samples required a tetrabutylammonium sulfite (TBA) clean-up to reduce matrix interferences caused by sulfur: DR-SB-230-0-3 (240-49697-1), DR-SB-230-24-27 (240-49697-2), DR-SB-230-36-39 (240-49697-3), DR-SB-230-48-51 (240-49697-4), DR-SB-235-0-3 (240-49697-5), DR-SB-235-24-27 (240-49697-6), DR-SB-235-36-39 (240-49697-7), DR-SB-235-48-51 (240-49697-8), DR-SB-239-0-3 (240-49697-9), DR-SB-239-24-27 (240-49697-10), DR-SB-239-36-39 (240-49697-11),DR-SB-239-48-51 (240-49697-12), DR-SB-239-48-51 MS (240-49697-B-12-B MS), DR-SB-239-48-51 MSD (240-49697-B-12-C MSD), DR-SB-244-0-3 (240-49697-13), DR-SB-244-24-27 (240-49697-14), DR-SB-244-36-39 (240-49697-15), DR-SB-244-48-51 (240-49697-16), DR-SB-249-0-3 (240-49697-17), DR-SB-249-24-27 (240-49697-18), DR-SB-249-36-39 (240-49697-19), DR-SB-243-0-3 (240-49697-21), DR-SB-243-24-27 (240-49697-22), DR-SB-243-48-51 (240-49697-24), DR-SB-248-0-3 (240-49697-25), DR-SB-248-24-27 (240-49697-26), DR-SB-248-36-39 (240-49697-27), DR-SB-248-48-51 (240-49697-28), DR-SB-238-0-3 (240-49697-29), DR-SB-238-24-27 (240-49697-30), DR-SB-238-36-39 (240-49697-31), DR-SB-238-48-51 (240-49697-32), DR-SB-234-0-3 (240-49697-33), DR-SB-234-0-3 MS (240-49697-B-33-B MS), DR-SB-234-0-3 MSD (240-49697-B-33-C MSD),DR-SB-234-24-27 (240-49697-34), DR-SB-234-36-39 (240-49697-35), DR-SB-234-48-51 (240-49697-36), DR-SB-229-0-3 (240-49697-37), DR-SB-229-24-27 (240-49697-38), DR-SB-229-36-39 (240-49697-39), DR-SB-229-48-51 (240-49697-40), DR-SB-233-0-3 (240-49697-41), DR-SB-233-36-39 (240-49697-43), DR-SB-242-48-51 (240-49697-52), DR-SB-247-0-3 (240-49697-53), DR-SB-247-24-27 (240-49697-54), DR-SB-247-36-39 (240-49697-55), DR-SB-247-48-51 (240-49697-56), DR-SB-241-0-3 (240-49697-57), DR-SB-241-24-27 (240-49697-58), DR-SB-241-36-39 (240-49697-59), DR-SB-237-0-3 (240-49697-61), DR-SB-237-24-27 (240-49697-62), DR-SB-237-24-27 MS (240-49697-B-62-B MS), DR-SB-237-24-27 MSD (240-49697-B-62-C MSD), DR-SB-232-48-51 (240-49697-68), DR-SB-231-36-39 (240-49697-71), DR-SB-231-48-51 (240-49697-72), DR-SB-246-0-3 (240-49697-73), DR-SB-246-24-27 (240-49697-74), DR-SB-246-36-39 (240-49697-75), DR-SB-246-48-51 (240-49697-76), DR-SB-236-24-27 (240-49697-78), DR-SB-236-36-39 (240-49697-79), DR-SB-236-48-51 (240-49697-80), DR-SB-240-0-3 (240-49697-81), DR-SB-240-24-27 (240-49697-82), DR-SB-240-36-39 (240-49697-83), DR-SB-240-48-51 (240-49697-84), DR-SB-245-0-3 (240-49697-85), DR-SB-245-24-27 (240-49697-86), DR-SB-245-36-39 (240-49697-87), DR-SB-227-0-3 (240-49697-89), DR-SB-227-24-27 (240-49697-90), DR-SB-227-36-39 (240-49697-91), DR-SB-227-48-51 (240-49697-92), DR-SB-226-0-3 (240-49697-93), DR-SB-226-36-39 (240-49697-95), DR-SB-226-48-51 (240-49697-96) and DR-WC-S-TP80 (240-49697-97). Reagents: 1975692, 1848564, 1848563, 1931921 and 1931923.

The following samples appears to contain polychlorinated biphenyls (PCBs); however, due to weathering or other environmental processes, the PCBs in the sample do not closely match any of the laboratory's Aroclor standards used for instrument calibration: DR-SB-235-0-3 (240-49697-5), DR-SB-239-0-3 (240-49697-9), DR-SB-239-24-27 (240-49697-10), DR-SB-239-48-51 (240-49697-12), DR-SB-244-36-39 (240-49697-15), DR-SB-244-48-51 (240-49697-16), DR-SB-238-24-27 (240-49697-30), DR-SB-238-36-39 (240-49697-31), DR-SB-234-24-27 (240-49697-34), DR-SB-234-36-39 (240-49697-35), DR-SB-234-48-51 (240-49697-36), DR-SB-229-0-3 (240-49697-37) and DR-SB-229-24-27 (240-49697-38), DR-SB-229-36-39 (240-49697-39), DR-SB-233-0-3 (240-49697-41), DR-SB-242-48-51 (240-49697-52), DR-SB-241-0-3 (240-49697-57), DR-SB-231-48-51 (240-49697-72), DR-SB-240-0-3 (240-49697-81), DR-SB-240-24-27 (240-49697-82), DR-SB-240-48-51 (240-49697-84), DR-SB-245-0-3 (240-49697-85), DR-SB-245-24-27 (240-49697-86), DR-SB-245-36-39 (240-49697-87) and DR-SB-227-0-3 (240-49697-89). The samples have been quantified and reported as a mixture of Aroclors. Due to the poor match with the Aroclor standards, there is increased qualitative and quantitative uncertainty associated with this result.

The following samples appears to contain polychlorinated biphenyls (PCBs); however, due to weathering or other environmental processes, the PCBs in the sample do not closely match any of the laboratory's Aroclor standards used for instrument calibration: DR-SB-242-0-3 (240-49697-49) and DR-SB-242-36-39 (240-49697-51). The samples have been quantified and reported as a mixture of Aroclors 1242 and 1248. Due to the poor match with the Aroclor standards, there is increased qualitative and quantitative uncertainty associated with this result.

The following samples appear to contain polychlorinated biphenyls (PCBs); however, due to weathering or other environmental processes, the PCBs in the sample do not closely match any of the laboratory's Aroclor standards used for instrument calibration: DR-SB-233-48-51 (240-49697-44), DR-SB-247-24-27 (240-49697-54), DR-SB-247-36-39 (240-49697-55), DR-SB-247-48-51 (240-49697-56), DR-SB-237-0-3 (240-49697-61), DR-SB-237-24-27 (240-49697-62), DR-SB-232-0-3 (240-49697-65), DR-SB-232-36-39 (240-49697-67) and DR-SB-232-48-51 (240-49697-68). The samples have been quantified and reported as a mixture of Aroclors 1254 and 1260. Due to the poor match with the Aroclor standards, there is increased qualitative and quantitative uncertainty associated with this result.

Two surrogates are used for this analysis. The laboratory's SOP allows one of these surrogates to be outside acceptance criteria without performing re-extraction/re-analysis. The following samples contained an allowable number of surrogate compounds outside limits: DR-SB-230-0-3 (240-49697-1), DR-SB-238-24-27 (240-49697-30), DR-SB-238-36-39 (240-49697-31), DR-SB-234-24-27 (240-49697-34), DR-SB-228-48-51 (240-49697-48), DR-SB-247-24-27 (240-49697-54), DR-SB-241-48-51 (240-49697-60), DR-SB-237-0-3 (240-49697-61) and (240-49697-B-62-B MS). These results have been reported and qualified.

No additional analytical or quality issues were noted, other than those described above or in the Definitions/Glossary page.

TCLP CHLORINATED HERBICIDES
Sample DR-WC-S-TP80 (240-49697-97) was analyzed for TCLP chlorinated herbicides in accordance with EPA SW-846 Methods 1311/8151A. The sample was leached on 05/06/2015, prepared on 05/07/2015 and analyzed on 05/11/2015.

Surrogates are added during the extraction process prior to dilution. When the sample dilution is 5X or greater, surrogate recoveries are diluted out and no corrective action is required.

No analytical or quality issues were noted, other than those described above or in the Definitions/Glossary page.

TCLP METALS (ICP)
Sample DR-WC-S-TP80 (240-49697-97) was analyzed for TCLP metals (ICP) in accordance with EPA SW-846 Methods 1311/6010B. The sample was leached on 05/06/2015, prepared on 05/07/2015 and analyzed on 05/08/2015.

Arsenic, Barium and Chromium were detected in method blank LB 240-179686/1-B at levels that were above the method detection limit but below the reporting limit. The values should be considered estimates, and have been flagged. If the associated sample reported a result above the MDL and/or RL, the result has been flagged.

No additional analytical or quality issues were noted, other than those described above or in the Definitions/Glossary page.

TCLP MERCURY
Sample DR-WC-S-TP80 (240-49697-97) was analyzed for TCLP mercury in accordance with EPA SW-846 Methods 1311/7470A. The sample was leached on 05/06/2015, prepared on 05/07/2015 and analyzed on 05/08/2015.

No analytical or quality issues were noted, other than those described above or in the Definitions/Glossary page.

PERCENT SOLIDS
Samples DR-SB-230-0-3 (240-49697-1), DR-SB-230-24-27 (240-49697-2), DR-SB-230-36-39 (240-49697-3), DR-SB-230-48-51 (240-49697-4), DR-SB-235-0-3 (240-49697-5), DR-SB-235-24-27 (240-49697-6), DR-SB-235-36-39 (240-49697-7), DR-SB-235-48-51 (240-49697-8), DR-SB-239-0-3 (240-49697-9), DR-SB-239-24-27 (240-49697-10), DR-SB-239-36-39 (240-49697-11), DR-SB-239-48-51 (240-49697-12), DR-SB-244-0-3 (240-49697-13), DR-SB-244-24-27 (240-49697-14), DR-SB-244-36-39 (240-49697-15), DR-SB-244-48-51 (240-49697-16), DR-SB-249-0-3 (240-49697-17), DR-SB-249-24-27 (240-49697-18), DR-SB-249-36-39 (240-49697-19), DR-SB-249-48-51 (240-49697-20), DR-SB-243-0-3 (240-49697-21), DR-SB-243-24-27 (240-49697-22), DR-SB-243-36-39 (240-49697-23), DR-SB-243-48-51 (240-49697-24), DR-SB-248-0-3 (240-49697-25), DR-SB-248-24-27 (240-49697-26), DR-SB-248-36-39 (240-49697-27), DR-SB-248-48-51 (240-49697-28), DR-SB-238-0-3 (240-49697-29), DR-SB-238-24-27 (240-49697-30), DR-SB-238-36-39 (240-49697-31), DR-SB-238-48-51 (240-49697-32), DR-SB-234-0-3 (240-49697-33), DR-SB-234-24-27 (240-49697-34), DR-SB-234-36-39 (240-49697-35), DR-SB-234-48-51 (240-49697-36), DR-SB-229-0-3 (240-49697-37), DR-SB-229-24-27 (240-49697-38), DR-SB-229-36-39 (240-49697-39), DR-SB-229-48-51 (240-49697-40), DR-SB-233-0-3 (240-49697-41), DR-SB-233-24-27 (240-49697-42), DR-SB-233-36-39 (240-49697-43), DR-SB-233-48-51 (240-49697-44), DR-SB-228-0-3 (240-49697-45), DR-SB-228-24-27 (240-49697-46), DR-SB-228-36-39 (240-49697-47), DR-SB-228-48-51 (240-49697-48), DR-SB-242-0-3 (240-49697-49), DR-SB-242-24-27 (240-49697-50), DR-SB-242-36-39 (240-49697-51), DR-SB-242-48-51 (240-49697-52), DR-SB-247-0-3 (240-49697-53), DR-SB-247-24-27 (240-49697-54), DR-SB-247-36-39 (240-49697-55), DR-SB-247-48-51 (240-49697-56), DR-SB-241-0-3 (240-49697-57), DR-SB-241-24-27 (240-49697-58), DR-SB-241-36-39 (240-49697-59), DR-SB-241-48-51 (240-49697-60), DR-SB-237-0-3 (240-49697-61), DR-SB-237-24-27 (240-49697-62), DR-SB-237-36-39 (240-49697-63), DR-SB-237-48-51 (240-49697-64), DR-SB-232-0-3 (240-49697-65), DR-SB-232-24-27 (240-49697-66), DR-SB-232-36-39 (240-49697-67), DR-SB-232-48-51 (240-49697-68), DR-SB-231-0-3 (240-49697-69), DR-SB-231-24-27 (240-49697-70), DR-SB-231-36-39 (240-49697-71), DR-SB-231-48-51 (240-49697-72), DR-SB-246-0-3 (240-49697-73), DR-SB-246-24-27 (240-49697-74), DR-SB-246-36-39 (240-49697-75), DR-SB-246-48-51 (240-49697-76), DR-SB-236-0-3 (240-49697-77), DR-SB-236-24-27 (240-49697-78), DR-SB-236-36-39 (240-49697-79), DR-SB-236-48-51 (240-49697-80), DR-SB-240-0-3 (240-49697-81), DR-SB-240-24-27 (240-49697-82), DR-SB-240-36-39 (240-49697-83), DR-SB-240-48-51 (240-49697-84), DR-SB-245-0-3 (240-49697-85), DR-SB-245-24-27 (240-49697-86), DR-SB-245-36-39 (240-49697-87), DR-SB-245-48-51 (240-49697-88), DR-SB-227-0-3 (240-49697-89), DR-SB-227-24-27 (240-49697-90), DR-SB-227-36-39 (240-49697-91), DR-SB-227-48-51 (240-49697-92), DR-SB-226-0-3 (240-49697-93), DR-SB-226-24-27 (240-49697-94), DR-SB-226-36-39 (240-49697-95), DR-SB-226-48-51 (240-49697-96) and DR-WC-S-TP80 (240-49697-97) were analyzed for percent solids in accordance with EPA Method 160.3 MOD. The samples were analyzed on 04/24/2015, 04/27/2015 and 04/28/2015.

Percent Moisture exceeded the RPD limit for the duplicate of samples DR-SB-235-0-3DU (240-49697-5), DR-SB-246-24-27DU (240-49697-74), DR-SB-240-0-3DU (240-49697-81) and DR-SB-227-36-39DU (240-49697-91).

No additional analytical or quality issues were noted, other than those described above or in the Definitions/Glossary page.

Sample Summary

Client: Tetra Tech, Inc.
Project/Site: MSA DRA PCB

TestAmerica Job ID: 240-49697-1

Lab Sample ID	Client Sample ID	Matrix	Collected	Received
240-49697-1	DR-SB-230-0-3	Solid	04/21/15 09:32	04/23/15 09:30
240-49697-2	DR-SB-230-24-27	Solid	04/21/15 09:33	04/23/15 09:30
240-49697-3	DR-SB-230-36-39	Solid	04/21/15 09:34	04/23/15 09:30
240-49697-4	DR-SB-230-48-51	Solid	04/21/15 09:35	04/23/15 09:30
240-49697-5	DR-SB-235-0-3	Solid	04/21/15 09:52	04/23/15 09:30
240-49697-6	DR-SB-235-24-27	Solid	04/21/15 09:53	04/23/15 09:30
240-49697-7	DR-SB-235-36-39	Solid	04/21/15 09:54	04/23/15 09:30
240-49697-8	DR-SB-235-48-51	Solid	04/21/15 09:55	04/23/15 09:30
240-49697-9	DR-SB-239-0-3	Solid	04/21/15 10:27	04/23/15 09:30
240-49697-10	DR-SB-239-24-27	Solid	04/21/15 10:28	04/23/15 09:30
240-49697-11	DR-SB-239-36-39	Solid	04/21/15 10:29	04/23/15 09:30
240-49697-12	DR-SB-239-48-51	Solid	04/21/15 10:30	04/23/15 09:30
240-49697-13	DR-SB-244-0-3	Solid	04/21/15 10:47	04/23/15 09:30
240-49697-14	DR-SB-244-24-27	Solid	04/21/15 10:48	04/23/15 09:30
240-49697-15	DR-SB-244-36-39	Solid	04/21/15 10:49	04/23/15 09:30
240-49697-16	DR-SB-244-48-51	Solid	04/21/15 10:50	04/23/15 09:30
240-49697-17	DR-SB-249-0-3	Solid	04/21/15 11:16	04/23/15 09:30
240-49697-18	DR-SB-249-24-27	Solid	04/21/15 11:17	04/23/15 09:30
240-49697-19	DR-SB-249-36-39	Solid	04/21/15 11:18	04/23/15 09:30
240-49697-20	DR-SB-249-48-51	Solid	04/21/15 11:19	04/23/15 09:30
240-49697-21	DR-SB-243-0-3	Solid	04/21/15 11:48	04/23/15 09:30
240-49697-22	DR-SB-243-24-27	Solid	04/21/15 11:49	04/23/15 09:30
240-49697-23	DR-SB-243-36-39	Solid	04/21/15 11:50	04/23/15 09:30
240-49697-24	DR-SB-243-48-51	Solid	04/21/15 11:51	04/23/15 09:30
240-49697-25	DR-SB-248-0-3	Solid	04/21/15 12:10	04/23/15 09:30
240-49697-26	DR-SB-248-24-27	Solid	04/21/15 12:11	04/23/15 09:30
240-49697-27	DR-SB-248-36-39	Solid	04/21/15 12:12	04/23/15 09:30
240-49697-28	DR-SB-248-48-51	Solid	04/21/15 12:13	04/23/15 09:30
240-49697-29	DR-SB-238-0-3	Solid	04/21/15 12:28	04/23/15 09:30
240-49697-30	DR-SB-238-24-27	Solid	04/21/15 12:29	04/23/15 09:30
240-49697-31	DR-SB-238-36-39	Solid	04/21/15 12:30	04/23/15 09:30
240-49697-32	DR-SB-238-48-51	Solid	04/21/15 12:31	04/23/15 09:30
240-49697-33	DR-SB-234-0-3	Solid	04/21/15 12:50	04/23/15 09:30
240-49697-34	DR-SB-234-24-27	Solid	04/21/15 12:51	04/23/15 09:30
240-49697-35	DR-SB-234-36-39	Solid	04/21/15 12:52	04/23/15 09:30
240-49697-36	DR-SB-234-48-51	Solid	04/21/15 12:53	04/23/15 09:30
240-49697-37	DR-SB-229-0-3	Solid	04/21/15 14:06	04/23/15 09:30
240-49697-38	DR-SB-229-24-27	Solid	04/21/15 14:07	04/23/15 09:30
240-49697-39	DR-SB-229-36-39	Solid	04/21/15 14:08	04/23/15 09:30
240-49697-40	DR-SB-229-48-51	Solid	04/21/15 14:09	04/23/15 09:30
240-49697-41	DR-SB-233-0-3	Solid	04/21/15 14:22	04/23/15 09:30
240-49697-42	DR-SB-233-24-27	Solid	04/21/15 14:23	04/23/15 09:30
240-49697-43	DR-SB-233-36-39	Solid	04/21/15 14:24	04/23/15 09:30
240-49697-44	DR-SB-233-48-51	Solid	04/21/15 14:25	04/23/15 09:30
240-49697-45	DR-SB-228-0-3	Solid	04/21/15 14:43	04/23/15 09:30
240-49697-46	DR-SB-228-24-27	Solid	04/21/15 14:44	04/23/15 09:30
240-49697-47	DR-SB-228-36-39	Solid	04/21/15 14:45	04/23/15 09:30
240-49697-48	DR-SB-228-48-51	Solid	04/21/15 14:46	04/23/15 09:30
240-49697-49	DR-SB-242-0-3	Solid	04/21/15 15:04	04/23/15 09:30
240-49697-50	DR-SB-242-24-27	Solid	04/21/15 15:05	04/23/15 09:30
240-49697-51	DR-SB-242-36-39	Solid	04/21/15 15:06	04/23/15 09:30
240-49697-52	DR-SB-242-48-51	Solid	04/21/15 15:07	04/23/15 09:30
240-49697-53	DR-SB-247-0-3	Solid	04/21/15 15:34	04/23/15 09:30

Sample Summary

Client: Tetra Tech, Inc.
Project/Site: MSA DRA PCB

TestAmerica Job ID: 240-49697-1

Lab Sample ID	Client Sample ID	Matrix	Collected	Received
240-49697-54	DR-SB-247-24-27	Solid	04/21/15 15:35	04/23/15 09:30
240-49697-55	DR-SB-247-36-39	Solid	04/21/15 15:37	04/23/15 09:30
240-49697-56	DR-SB-247-48-51	Solid	04/22/15 09:30	04/23/15 09:30
240-49697-57	DR-SB-241-0-3	Solid	04/21/15 15:55	04/23/15 09:30
240-49697-58	DR-SB-241-24-27	Solid	04/21/15 15:56	04/23/15 09:30
240-49697-59	DR-SB-241-36-39	Solid	04/21/15 15:57	04/23/15 09:30
240-49697-60	DR-SB-241-48-51	Solid	04/22/15 09:35	04/23/15 09:30
240-49697-61	DR-SB-237-0-3	Solid	04/21/15 16:16	04/23/15 09:30
240-49697-62	DR-SB-237-24-27	Solid	04/21/15 16:17	04/23/15 09:30
240-49697-63	DR-SB-237-36-39	Solid	04/21/15 16:18	04/23/15 09:30
240-49697-64	DR-SB-237-48-51	Solid	04/21/15 16:19	04/23/15 09:30
240-49697-65	DR-SB-232-0-3	Solid	04/21/15 16:30	04/23/15 09:30
240-49697-66	DR-SB-232-24-27	Solid	04/21/15 16:32	04/23/15 09:30
240-49697-67	DR-SB-232-36-39	Solid	04/21/15 16:33	04/23/15 09:30
240-49697-68	DR-SB-232-48-51	Solid	04/22/15 09:40	04/23/15 09:30
240-49697-69	DR-SB-231-0-3	Solid	04/21/15 16:45	04/23/15 09:30
240-49697-70	DR-SB-231-24-27	Solid	04/21/15 16:47	04/23/15 09:30
240-49697-71	DR-SB-231-36-39	Solid	04/21/15 16:48	04/23/15 09:30
240-49697-72	DR-SB-231-48-51	Solid	04/22/15 09:45	04/23/15 09:30
240-49697-73	DR-SB-246-0-3	Solid	04/22/15 09:20	04/23/15 09:30
240-49697-74	DR-SB-246-24-27	Solid	04/22/15 09:21	04/23/15 09:30
240-49697-75	DR-SB-246-36-39	Solid	04/22/15 09:22	04/23/15 09:30
240-49697-76	DR-SB-246-48-51	Solid	04/22/15 09:23	04/23/15 09:30
240-49697-77	DR-SB-236-0-3	Solid	04/22/15 09:50	04/23/15 09:30
240-49697-78	DR-SB-236-24-27	Solid	04/22/15 09:51	04/23/15 09:30
240-49697-79	DR-SB-236-36-39	Solid	04/22/15 09:52	04/23/15 09:30
240-49697-80	DR-SB-236-48-51	Solid	04/22/15 09:53	04/23/15 09:30
240-49697-81	DR-SB-240-0-3	Solid	04/22/15 10:05	04/23/15 09:30
240-49697-82	DR-SB-240-24-27	Solid	04/22/15 10:06	04/23/15 09:30
240-49697-83	DR-SB-240-36-39	Solid	04/22/15 10:07	04/23/15 09:30
240-49697-84	DR-SB-240-48-51	Solid	04/22/15 10:08	04/23/15 09:30
240-49697-85	DR-SB-245-0-3	Solid	04/22/15 10:34	04/23/15 09:30
240-49697-86	DR-SB-245-24-27	Solid	04/22/15 10:35	04/23/15 09:30
240-49697-87	DR-SB-245-36-39	Solid	04/22/15 10:36	04/23/15 09:30
240-49697-88	DR-SB-245-48-51	Solid	04/22/15 10:37	04/23/15 09:30
240-49697-89	DR-SB-227-0-3	Solid	04/22/15 11:06	04/23/15 09:30
240-49697-90	DR-SB-227-24-27	Solid	04/22/15 11:07	04/23/15 09:30
240-49697-91	DR-SB-227-36-39	Solid	04/22/15 11:08	04/23/15 09:30
240-49697-92	DR-SB-227-48-51	Solid	04/22/15 11:09	04/23/15 09:30
240-49697-93	DR-SB-226-0-3	Solid	04/22/15 11:15	04/23/15 09:30
240-49697-94	DR-SB-226-24-27	Solid	04/22/15 11:16	04/23/15 09:30
240-49697-95	DR-SB-226-36-39	Solid	04/22/15 11:17	04/23/15 09:30
240-49697-96	DR-SB-226-48-51	Solid	04/22/15 11:18	04/23/15 09:30
240-49697-97	DR-WC-S-TP80	Solid	04/22/15 10:50	04/23/15 09:30
240-49697-98	TB-042215	Water	04/22/15 00:00	04/23/15 09:30

Definitions/Glossary

Client: Tetra Tech, Inc.
Project/Site: MSA DRA PCB

TestAmerica Job ID: 240-49697-1

Qualifiers

GC/MS VOA

Qualifier	Qualifier Description
U	Indicates the analyte was analyzed for but not detected.
*	LCS or LCSD is outside acceptance limits.
F1	MS and/or MSD Recovery is outside acceptance limits.

GC/MS Semi VOA

Qualifier	Qualifier Description
U	Indicates the analyte was analyzed for but not detected.
X	Surrogate is outside control limits
F1	MS and/or MSD Recovery is outside acceptance limits.

GC Semi VOA

Qualifier	Qualifier Description
U	Indicates the analyte was analyzed for but not detected.
J	Result is less than the RL but greater than or equal to the MDL and the concentration is an approximate value.
X	Surrogate is outside control limits
F2	MS/MSD RPD exceeds control limits
F1	MS and/or MSD Recovery is outside acceptance limits.
p	The %RPD between the primary and confirmation column/detector is >40%. The lower value has been reported.

Metals

Qualifier	Qualifier Description
B	Compound was found in the blank and sample.
J	Result is less than the RL but greater than or equal to the MDL and the concentration is an approximate value.
U	Indicates the analyte was analyzed for but not detected.

Glossary

Abbreviation	These commonly used abbreviations may or may not be present in this report.
¤	Listed under the "D" column to designate that the result is reported on a dry weight basis
%R	Percent Recovery
CFL	Contains Free Liquid
CNF	Contains no Free Liquid
DER	Duplicate error ratio (normalized absolute difference)
Dil Fac	Dilution Factor
DL, RA, RE, IN	Indicates a Dilution, Re-analysis, Re-extraction, or additional Initial metals/anion analysis of the sample
DLC	Decision level concentration
MDA	Minimum detectable activity
EDL	Estimated Detection Limit
MDC	Minimum detectable concentration
MDL	Method Detection Limit
ML	Minimum Level (Dioxin)
NC	Not Calculated
ND	Not detected at the reporting limit (or MDL or EDL if shown)
PQL	Practical Quantitation Limit
QC	Quality Control
RER	Relative error ratio
RL	Reporting Limit or Requested Limit (Radiochemistry)
RPD	Relative Percent Difference, a measure of the relative difference between two points
TEF	Toxicity Equivalent Factor (Dioxin)
TEQ	Toxicity Equivalent Quotient (Dioxin)

Method Summary

Client: Tetra Tech, Inc.
Project/Site: MSA DRA PCB

TestAmerica Job ID: 240-49697-1

Method	Method Description	Protocol	Laboratory
8260B	Volatile Organic Compounds (GC/MS)	SW846	TAL CAN
8270C	Semivolatile Organic Compounds (GC/MS)	SW846	TAL CAN
8081A	Organochlorine Pesticides (GC)	SW846	TAL CAN
8082A	Polychlorinated Biphenyls (PCBs) by Gas Chromatography	SW846	TAL CAN
8151A	Herbicides (GC)	SW846	TAL CAN
6010B	Metals (ICP)	SW846	TAL CAN
7470A	Mercury (CVAA)	SW846	TAL CAN
Moisture	Percent Moisture	EPA	TAL CAN

Protocol References:

EPA = US Environmental Protection Agency

SW846 = "Test Methods For Evaluating Solid Waste, Physical/Chemical Methods", Third Edition, November 1986 And Its Updates.

Laboratory References:

TAL CAN = TestAmerica Canton, 4101 Shuffel Street NW, North Canton, OH 44720, TEL (330)497-9396

QC Association Summary

Client: Tetra Tech, Inc.
Project/Site: MSA DRA PCB

TestAmerica Job ID: 240-49697-1

GC/MS VOA

Analysis Batch: 178264

Lab Sample ID	Client Sample ID	Prep Type	Matrix	Method	Prep Batch
240-49697-98	TB-042215	Total/NA	Water	8260B	
240-49714-D-7 MS	Matrix Spike	Total/NA	Water	8260B	
240-49714-E-7 MSD	Matrix Spike Duplicate	Total/NA	Water	8260B	
LCS 240-178264/4	Lab Control Sample	Total/NA	Water	8260B	
MB 240-178264/6	Method Blank	Total/NA	Water	8260B	

Leach Batch: 178440

Lab Sample ID	Client Sample ID	Prep Type	Matrix	Method	Prep Batch
240-49697-97	DR-WC-S-TP80	TCLP	Solid	1311	
240-49891-C-3-A MS	Matrix Spike	TCLP	Solid	1311	
240-49891-C-3-A MSD	Matrix Spike Duplicate	TCLP	Solid	1311	
LB 240-178440/1-A MB	Method Blank	TCLP	Solid	1311	

Analysis Batch: 178582

Lab Sample ID	Client Sample ID	Prep Type	Matrix	Method	Prep Batch
240-49697-97	DR-WC-S-TP80	TCLP	Solid	8260B	178440
240-49891-C-3-A MS	Matrix Spike	TCLP	Solid	8260B	178440
240-49891-C-3-A MSD	Matrix Spike Duplicate	TCLP	Solid	8260B	178440
LB 240-178440/1-A MB	Method Blank	TCLP	Solid	8260B	178440
LCS 240-178582/18	Lab Control Sample	Total/NA	Solid	8260B	

GC/MS Semi VOA

Leach Batch: 179686

Lab Sample ID	Client Sample ID	Prep Type	Matrix	Method	Prep Batch
240-49697-97	DR-WC-S-TP80	TCLP	Solid	1311	
240-50046-B-21-D MS	Matrix Spike	TCLP	Solid	1311	

Prep Batch: 179697

Lab Sample ID	Client Sample ID	Prep Type	Matrix	Method	Prep Batch
240-49697-97	DR-WC-S-TP80	TCLP	Solid	3510C	179686
240-50046-B-21-D MS	Matrix Spike	TCLP	Solid	3510C	179686
LCS 240-179697/16-A	Lab Control Sample	Total/NA	Solid	3510C	
MB 240-179697/15-A	Method Blank	Total/NA	Solid	3510C	

Analysis Batch: 179883

Lab Sample ID	Client Sample ID	Prep Type	Matrix	Method	Prep Batch
240-49697-97	DR-WC-S-TP80	TCLP	Solid	8270C	179697
240-50046-B-21-D MS	Matrix Spike	TCLP	Solid	8270C	179697

Analysis Batch: 180141

Lab Sample ID	Client Sample ID	Prep Type	Matrix	Method	Prep Batch
LCS 240-179697/16-A	Lab Control Sample	Total/NA	Solid	8270C	179697
MB 240-179697/15-A	Method Blank	Total/NA	Solid	8270C	179697

GC Semi VOA

Prep Batch: 177799

Lab Sample ID	Client Sample ID	Prep Type	Matrix	Method	Prep Batch
240-49697-24	DR-SB-243-48-51	Total/NA	Solid	3540C	

GC Semi VOA (Continued)

Prep Batch: 177799 (Continued)

Lab Sample ID	Client Sample ID	Prep Type	Matrix	Method	Prep Batch
240-49697-25	DR-SB-248-0-3	Total/NA	Solid	3540C	
240-49697-26	DR-SB-248-24-27	Total/NA	Solid	3540C	
240-49697-27	DR-SB-248-36-39	Total/NA	Solid	3540C	
240-49697-28	DR-SB-248-48-51	Total/NA	Solid	3540C	
240-49697-29	DR-SB-238-0-3	Total/NA	Solid	3540C	
240-49697-30	DR-SB-238-24-27	Total/NA	Solid	3540C	
240-49697-31	DR-SB-238-36-39	Total/NA	Solid	3540C	
240-49697-32	DR-SB-238-48-51	Total/NA	Solid	3540C	
240-49697-33	DR-SB-234-0-3	Total/NA	Solid	3540C	
240-49697-33 MS	DR-SB-234-0-3	Total/NA	Solid	3540C	
240-49697-33 MSD	DR-SB-234-0-3	Total/NA	Solid	3540C	
LCS 240-177799/22-A	Lab Control Sample	Total/NA	Solid	3540C	
MB 240-177799/21-A	Method Blank	Total/NA	Solid	3540C	

Prep Batch: 178224

Lab Sample ID	Client Sample ID	Prep Type	Matrix	Method	Prep Batch
240-49697-70	DR-SB-231-24-27	Total/NA	Solid	3540C	
240-49697-71	DR-SB-231-36-39	Total/NA	Solid	3540C	
240-49697-72	DR-SB-231-48-51	Total/NA	Solid	3540C	
240-49697-73	DR-SB-246-0-3	Total/NA	Solid	3540C	
240-49697-74	DR-SB-246-24-27	Total/NA	Solid	3540C	
240-49697-75	DR-SB-246-36-39	Total/NA	Solid	3540C	
240-49697-76	DR-SB-246-48-51	Total/NA	Solid	3540C	
240-49697-77	DR-SB-236-0-3	Total/NA	Solid	3540C	
240-49697-78	DR-SB-236-24-27	Total/NA	Solid	3540C	
240-49697-79	DR-SB-236-36-39	Total/NA	Solid	3540C	
240-49697-80	DR-SB-236-48-51	Total/NA	Solid	3540C	
240-49697-81	DR-SB-240-0-3	Total/NA	Solid	3540C	
240-49697-82	DR-SB-240-24-27	Total/NA	Solid	3540C	
240-49697-83	DR-SB-240-36-39	Total/NA	Solid	3540C	
240-49697-84	DR-SB-240-48-51	Total/NA	Solid	3540C	
240-49697-85	DR-SB-245-0-3	Total/NA	Solid	3540C	
240-49697-86	DR-SB-245-24-27	Total/NA	Solid	3540C	
240-49697-87	DR-SB-245-36-39	Total/NA	Solid	3540C	
240-49697-88	DR-SB-245-48-51	Total/NA	Solid	3540C	
240-49697-89	DR-SB-227-0-3	Total/NA	Solid	3540C	
240-49697-89 MS	DR-SB-227-0-3	Total/NA	Solid	3540C	
240-49697-89 MSD	DR-SB-227-0-3	Total/NA	Solid	3540C	
LCS 240-178224/24-A	Lab Control Sample	Total/NA	Solid	3540C	
MB 240-178224/23-A	Method Blank	Total/NA	Solid	3540C	

Prep Batch: 178225

Lab Sample ID	Client Sample ID	Prep Type	Matrix	Method	Prep Batch
240-49697-1	DR-SB-230-0-3	Total/NA	Solid	3540C	
240-49697-2	DR-SB-230-24-27	Total/NA	Solid	3540C	
240-49697-3	DR-SB-230-36-39	Total/NA	Solid	3540C	
240-49697-4	DR-SB-230-48-51	Total/NA	Solid	3540C	
240-49697-5	DR-SB-235-0-3	Total/NA	Solid	3540C	
240-49697-6	DR-SB-235-24-27	Total/NA	Solid	3540C	
240-49697-7	DR-SB-235-36-39	Total/NA	Solid	3540C	
240-49697-8	DR-SB-235-48-51	Total/NA	Solid	3540C	

GC Semi VOA (Continued)

Prep Batch: 178225 (Continued)

Lab Sample ID	Client Sample ID	Prep Type	Matrix	Method	Prep Batch
240-49697-9	DR-SB-239-0-3	Total/NA	Solid	3540C	
240-49697-10	DR-SB-239-24-27	Total/NA	Solid	3540C	
240-49697-11	DR-SB-239-36-39	Total/NA	Solid	3540C	
240-49697-12	DR-SB-239-48-51	Total/NA	Solid	3540C	
240-49697-12 MS	DR-SB-239-48-51	Total/NA	Solid	3540C	
240-49697-12 MSD	DR-SB-239-48-51	Total/NA	Solid	3540C	
240-49697-90	DR-SB-227-24-27	Total/NA	Solid	3540C	
240-49697-91	DR-SB-227-36-39	Total/NA	Solid	3540C	
240-49697-92	DR-SB-227-48-51	Total/NA	Solid	3540C	
240-49697-93	DR-SB-226-0-3	Total/NA	Solid	3540C	
240-49697-94	DR-SB-226-24-27	Total/NA	Solid	3540C	
240-49697-95	DR-SB-226-36-39	Total/NA	Solid	3540C	
240-49697-96	DR-SB-226-48-51	Total/NA	Solid	3540C	
240-49697-97	DR-WC-S-TP80	Total/NA	Solid	3540C	
LCS 240-178225/24-A	Lab Control Sample	Total/NA	Solid	3540C	
MB 240-178225/23-A	Method Blank	Total/NA	Solid	3540C	

Prep Batch: 178226

Lab Sample ID	Client Sample ID	Prep Type	Matrix	Method	Prep Batch
240-49697-13	DR-SB-244-0-3	Total/NA	Solid	3540C	
240-49697-14	DR-SB-244-24-27	Total/NA	Solid	3540C	
240-49697-15	DR-SB-244-36-39	Total/NA	Solid	3540C	
240-49697-16	DR-SB-244-48-51	Total/NA	Solid	3540C	
240-49697-17	DR-SB-249-0-3	Total/NA	Solid	3540C	
240-49697-18	DR-SB-249-24-27	Total/NA	Solid	3540C	
240-49697-19	DR-SB-249-36-39	Total/NA	Solid	3540C	
240-49697-20	DR-SB-249-48-51	Total/NA	Solid	3540C	
240-49697-21	DR-SB-243-0-3	Total/NA	Solid	3540C	
240-49697-22	DR-SB-243-24-27	Total/NA	Solid	3540C	
240-49697-23	DR-SB-243-36-39	Total/NA	Solid	3540C	
240-49697-34	DR-SB-234-24-27	Total/NA	Solid	3540C	
240-49697-35	DR-SB-234-36-39	Total/NA	Solid	3540C	
240-49697-36	DR-SB-234-48-51	Total/NA	Solid	3540C	
240-49697-37	DR-SB-229-0-3	Total/NA	Solid	3540C	
240-49697-38	DR-SB-229-24-27	Total/NA	Solid	3540C	
240-49697-39	DR-SB-229-36-39	Total/NA	Solid	3540C	
240-49697-40	DR-SB-229-48-51	Total/NA	Solid	3540C	
240-49697-41	DR-SB-233-0-3	Total/NA	Solid	3540C	
240-49697-42	DR-SB-233-24-27	Total/NA	Solid	3540C	
240-49697-42 MS	DR-SB-233-24-27	Total/NA	Solid	3540C	
240-49697-42 MSD	DR-SB-233-24-27	Total/NA	Solid	3540C	
LCS 240-178226/24-A	Lab Control Sample	Total/NA	Solid	3540C	
MB 240-178226/23-A	Method Blank	Total/NA	Solid	3540C	

Analysis Batch: 178247

Lab Sample ID	Client Sample ID	Prep Type	Matrix	Method	Prep Batch
240-49697-24	DR-SB-243-48-51	Total/NA	Solid	8082A	177799
240-49697-25	DR-SB-248-0-3	Total/NA	Solid	8082A	177799
240-49697-26	DR-SB-248-24-27	Total/NA	Solid	8082A	177799
240-49697-27	DR-SB-248-36-39	Total/NA	Solid	8082A	177799
240-49697-28	DR-SB-248-48-51	Total/NA	Solid	8082A	177799

GC Semi VOA (Continued)

Analysis Batch: 178247 (Continued)

Lab Sample ID	Client Sample ID	Prep Type	Matrix	Method	Prep Batch
240-49697-29	DR-SB-238-0-3	Total/NA	Solid	8082A	177799
240-49697-30	DR-SB-238-24-27	Total/NA	Solid	8082A	177799
240-49697-31	DR-SB-238-36-39	Total/NA	Solid	8082A	177799
240-49697-32	DR-SB-238-48-51	Total/NA	Solid	8082A	177799
240-49697-33	DR-SB-234-0-3	Total/NA	Solid	8082A	177799
240-49697-33 MS	DR-SB-234-0-3	Total/NA	Solid	8082A	177799
240-49697-33 MSD	DR-SB-234-0-3	Total/NA	Solid	8082A	177799
LCS 240-177799/22-A	Lab Control Sample	Total/NA	Solid	8082A	177799
MB 240-177799/21-A	Method Blank	Total/NA	Solid	8082A	177799

Prep Batch: 178437

Lab Sample ID	Client Sample ID	Prep Type	Matrix	Method	Prep Batch
240-49697-43	DR-SB-233-36-39	Total/NA	Solid	3540C	
LCS 240-178437/22-A	Lab Control Sample	Total/NA	Solid	3540C	
MB 240-178437/21-A	Method Blank	Total/NA	Solid	3540C	

Prep Batch: 178626

Lab Sample ID	Client Sample ID	Prep Type	Matrix	Method	Prep Batch
240-49697-44	DR-SB-233-48-51	Total/NA	Solid	3540C	
240-49697-45	DR-SB-228-0-3	Total/NA	Solid	3540C	
240-49697-46	DR-SB-228-24-27	Total/NA	Solid	3540C	
LCS 240-178626/24-A	Lab Control Sample	Total/NA	Solid	3540C	
MB 240-178626/23-A	Method Blank	Total/NA	Solid	3540C	

Analysis Batch: 178728

Lab Sample ID	Client Sample ID	Prep Type	Matrix	Method	Prep Batch
240-49697-1	DR-SB-230-0-3	Total/NA	Solid	8082A	178225
240-49697-2	DR-SB-230-24-27	Total/NA	Solid	8082A	178225
240-49697-4	DR-SB-230-48-51	Total/NA	Solid	8082A	178225
240-49697-5	DR-SB-235-0-3	Total/NA	Solid	8082A	178225
240-49697-6	DR-SB-235-24-27	Total/NA	Solid	8082A	178225
240-49697-7	DR-SB-235-36-39	Total/NA	Solid	8082A	178225
240-49697-8	DR-SB-235-48-51	Total/NA	Solid	8082A	178225
240-49697-9	DR-SB-239-0-3	Total/NA	Solid	8082A	178225
240-49697-10	DR-SB-239-24-27	Total/NA	Solid	8082A	178225
240-49697-11	DR-SB-239-36-39	Total/NA	Solid	8082A	178225
240-49697-90	DR-SB-227-24-27	Total/NA	Solid	8082A	178225
240-49697-91	DR-SB-227-36-39	Total/NA	Solid	8082A	178225
240-49697-92	DR-SB-227-48-51	Total/NA	Solid	8082A	178225
240-49697-93	DR-SB-226-0-3	Total/NA	Solid	8082A	178225
240-49697-96	DR-SB-226-48-51	Total/NA	Solid	8082A	178225
240-49697-97	DR-WC-S-TP80	Total/NA	Solid	8082A	178225
LCS 240-178225/24-A	Lab Control Sample	Total/NA	Solid	8082A	178225
MB 240-178225/23-A	Method Blank	Total/NA	Solid	8082A	178225

Prep Batch: 178813

Lab Sample ID	Client Sample ID	Prep Type	Matrix	Method	Prep Batch
240-49697-47	DR-SB-228-36-39	Total/NA	Solid	3540C	
240-49697-48	DR-SB-228-48-51	Total/NA	Solid	3540C	
240-49697-49	DR-SB-242-0-3	Total/NA	Solid	3540C	
240-49697-50	DR-SB-242-24-27	Total/NA	Solid	3540C	

GC Semi VOA (Continued)

Prep Batch: 178813 (Continued)

Lab Sample ID	Client Sample ID	Prep Type	Matrix	Method	Prep Batch
240-49697-51	DR-SB-242-36-39	Total/NA	Solid	3540C	
240-49697-52	DR-SB-242-48-51	Total/NA	Solid	3540C	
240-49697-53	DR-SB-247-0-3	Total/NA	Solid	3540C	
240-49697-54	DR-SB-247-24-27	Total/NA	Solid	3540C	
240-49697-55	DR-SB-247-36-39	Total/NA	Solid	3540C	
240-49697-56	DR-SB-247-48-51	Total/NA	Solid	3540C	
240-49697-57	DR-SB-241-0-3	Total/NA	Solid	3540C	
240-49697-58	DR-SB-241-24-27	Total/NA	Solid	3540C	
240-49697-59	DR-SB-241-36-39	Total/NA	Solid	3540C	
240-49697-60	DR-SB-241-48-51	Total/NA	Solid	3540C	
240-49697-61	DR-SB-237-0-3	Total/NA	Solid	3540C	
240-49697-62	DR-SB-237-24-27	Total/NA	Solid	3540C	
240-49697-62 MS	DR-SB-237-24-27	Total/NA	Solid	3540C	
240-49697-62 MSD	DR-SB-237-24-27	Total/NA	Solid	3540C	
LCS 240-178813/24-A	Lab Control Sample	Total/NA	Solid	3540C	
MB 240-178813/23-A	Method Blank	Total/NA	Solid	3540C	

Analysis Batch: 178883

Lab Sample ID	Client Sample ID	Prep Type	Matrix	Method	Prep Batch
240-49697-43	DR-SB-233-36-39	Total/NA	Solid	8082A	178437
LCS 240-178437/22-A	Lab Control Sample	Total/NA	Solid	8082A	178437
MB 240-178437/21-A	Method Blank	Total/NA	Solid	8082A	178437

Analysis Batch: 178932

Lab Sample ID	Client Sample ID	Prep Type	Matrix	Method	Prep Batch
240-49697-70	DR-SB-231-24-27	Total/NA	Solid	8082A	178224
240-49697-72	DR-SB-231-48-51	Total/NA	Solid	8082A	178224
240-49697-73	DR-SB-246-0-3	Total/NA	Solid	8082A	178224
240-49697-74	DR-SB-246-24-27	Total/NA	Solid	8082A	178224
240-49697-77	DR-SB-236-0-3	Total/NA	Solid	8082A	178224
240-49697-78	DR-SB-236-24-27	Total/NA	Solid	8082A	178224
240-49697-80	DR-SB-236-48-51	Total/NA	Solid	8082A	178224
240-49697-81	DR-SB-240-0-3	Total/NA	Solid	8082A	178224
240-49697-82	DR-SB-240-24-27	Total/NA	Solid	8082A	178224
240-49697-84	DR-SB-240-48-51	Total/NA	Solid	8082A	178224
240-49697-85	DR-SB-245-0-3	Total/NA	Solid	8082A	178224
240-49697-86	DR-SB-245-24-27	Total/NA	Solid	8082A	178224
240-49697-87	DR-SB-245-36-39	Total/NA	Solid	8082A	178224
240-49697-89	DR-SB-227-0-3	Total/NA	Solid	8082A	178224
240-49697-89 MS	DR-SB-227-0-3	Total/NA	Solid	8082A	178224
240-49697-89 MSD	DR-SB-227-0-3	Total/NA	Solid	8082A	178224
LCS 240-178224/24-A	Lab Control Sample	Total/NA	Solid	8082A	178224
MB 240-178224/23-A	Method Blank	Total/NA	Solid	8082A	178224

Analysis Batch: 178937

Lab Sample ID	Client Sample ID	Prep Type	Matrix	Method	Prep Batch
240-49697-13	DR-SB-244-0-3	Total/NA	Solid	8082A	178226
240-49697-15	DR-SB-244-36-39	Total/NA	Solid	8082A	178226
240-49697-16	DR-SB-244-48-51	Total/NA	Solid	8082A	178226
240-49697-19	DR-SB-249-36-39	Total/NA	Solid	8082A	178226
240-49697-22	DR-SB-243-24-27	Total/NA	Solid	8082A	178226

GC Semi VOA (Continued)

Analysis Batch: 178937 (Continued)

Lab Sample ID	Client Sample ID	Prep Type	Matrix	Method	Prep Batch
240-49697-23	DR-SB-243-36-39	Total/NA	Solid	8082A	178226
240-49697-34	DR-SB-234-24-27	Total/NA	Solid	8082A	178226
240-49697-35	DR-SB-234-36-39	Total/NA	Solid	8082A	178226
240-49697-36	DR-SB-234-48-51	Total/NA	Solid	8082A	178226
240-49697-37	DR-SB-229-0-3	Total/NA	Solid	8082A	178226
240-49697-38	DR-SB-229-24-27	Total/NA	Solid	8082A	178226
240-49697-40	DR-SB-229-48-51	Total/NA	Solid	8082A	178226
240-49697-42	DR-SB-233-24-27	Total/NA	Solid	8082A	178226
240-49697-42 MS	DR-SB-233-24-27	Total/NA	Solid	8082A	178226
240-49697-42 MSD	DR-SB-233-24-27	Total/NA	Solid	8082A	178226
LCS 240-178226/24-A	Lab Control Sample	Total/NA	Solid	8082A	178226
MB 240-178226/23-A	Method Blank	Total/NA	Solid	8082A	178226

Analysis Batch: 179018

Lab Sample ID	Client Sample ID	Prep Type	Matrix	Method	Prep Batch
240-49697-44	DR-SB-233-48-51	Total/NA	Solid	8082A	178626
240-49697-45	DR-SB-228-0-3	Total/NA	Solid	8082A	178626
240-49697-46	DR-SB-228-24-27	Total/NA	Solid	8082A	178626
LCS 240-178626/24-A	Lab Control Sample	Total/NA	Solid	8082A	178626
MB 240-178626/23-A	Method Blank	Total/NA	Solid	8082A	178626

Prep Batch: 179092

Lab Sample ID	Client Sample ID	Prep Type	Matrix	Method	Prep Batch
240-49697-63	DR-SB-237-36-39	Total/NA	Solid	3540C	
240-49697-64	DR-SB-237-48-51	Total/NA	Solid	3540C	
240-49697-65	DR-SB-232-0-3	Total/NA	Solid	3540C	
240-49697-66	DR-SB-232-24-27	Total/NA	Solid	3540C	
240-49697-67	DR-SB-232-36-39	Total/NA	Solid	3540C	
240-49697-68	DR-SB-232-48-51	Total/NA	Solid	3540C	
240-49697-69	DR-SB-231-0-3	Total/NA	Solid	3540C	
LCS 240-179092/24-A	Lab Control Sample	Total/NA	Solid	3540C	
MB 240-179092/23-A	Method Blank	Total/NA	Solid	3540C	

Analysis Batch: 179280

Lab Sample ID	Client Sample ID	Prep Type	Matrix	Method	Prep Batch
240-49697-3	DR-SB-230-36-39	Total/NA	Solid	8082A	178225
240-49697-12	DR-SB-239-48-51	Total/NA	Solid	8082A	178225
240-49697-12 MS	DR-SB-239-48-51	Total/NA	Solid	8082A	178225
240-49697-12 MSD	DR-SB-239-48-51	Total/NA	Solid	8082A	178225
240-49697-94	DR-SB-226-24-27	Total/NA	Solid	8082A	178225
240-49697-95	DR-SB-226-36-39	Total/NA	Solid	8082A	178225

Analysis Batch: 179284

Lab Sample ID	Client Sample ID	Prep Type	Matrix	Method	Prep Batch
240-49697-71	DR-SB-231-36-39	Total/NA	Solid	8082A	178224
240-49697-75	DR-SB-246-36-39	Total/NA	Solid	8082A	178224
240-49697-76	DR-SB-246-48-51	Total/NA	Solid	8082A	178224
240-49697-79	DR-SB-236-36-39	Total/NA	Solid	8082A	178224
240-49697-83	DR-SB-240-36-39	Total/NA	Solid	8082A	178224
240-49697-88	DR-SB-245-48-51	Total/NA	Solid	8082A	178224

GC Semi VOA (Continued)

Analysis Batch: 179513

Lab Sample ID	Client Sample ID	Prep Type	Matrix	Method	Prep Batch
240-49697-14	DR-SB-244-24-27	Total/NA	Solid	8082A	178226
240-49697-17	DR-SB-249-0-3	Total/NA	Solid	8082A	178226
240-49697-18	DR-SB-249-24-27	Total/NA	Solid	8082A	178226
240-49697-20	DR-SB-249-48-51	Total/NA	Solid	8082A	178226
240-49697-21	DR-SB-243-0-3	Total/NA	Solid	8082A	178226
240-49697-39	DR-SB-229-36-39	Total/NA	Solid	8082A	178226
240-49697-41	DR-SB-233-0-3	Total/NA	Solid	8082A	178226

Analysis Batch: 179542

Lab Sample ID	Client Sample ID	Prep Type	Matrix	Method	Prep Batch
240-49697-47	DR-SB-228-36-39	Total/NA	Solid	8082A	178813
240-49697-48	DR-SB-228-48-51	Total/NA	Solid	8082A	178813
240-49697-49	DR-SB-242-0-3	Total/NA	Solid	8082A	178813
240-49697-50	DR-SB-242-24-27	Total/NA	Solid	8082A	178813
240-49697-51	DR-SB-242-36-39	Total/NA	Solid	8082A	178813
240-49697-52	DR-SB-242-48-51	Total/NA	Solid	8082A	178813
240-49697-53	DR-SB-247-0-3	Total/NA	Solid	8082A	178813
240-49697-54	DR-SB-247-24-27	Total/NA	Solid	8082A	178813
240-49697-55	DR-SB-247-36-39	Total/NA	Solid	8082A	178813
240-49697-56	DR-SB-247-48-51	Total/NA	Solid	8082A	178813
240-49697-57	DR-SB-241-0-3	Total/NA	Solid	8082A	178813
240-49697-58	DR-SB-241-24-27	Total/NA	Solid	8082A	178813
240-49697-59	DR-SB-241-36-39	Total/NA	Solid	8082A	178813
240-49697-60	DR-SB-241-48-51	Total/NA	Solid	8082A	178813
240-49697-61	DR-SB-237-0-3	Total/NA	Solid	8082A	178813
240-49697-62	DR-SB-237-24-27	Total/NA	Solid	8082A	178813
240-49697-62 MS	DR-SB-237-24-27	Total/NA	Solid	8082A	178813
240-49697-62 MSD	DR-SB-237-24-27	Total/NA	Solid	8082A	178813
LCS 240-178813/24-A	Lab Control Sample	Total/NA	Solid	8082A	178813
MB 240-178813/23-A	Method Blank	Total/NA	Solid	8082A	178813

Analysis Batch: 179613

Lab Sample ID	Client Sample ID	Prep Type	Matrix	Method	Prep Batch
240-49697-63	DR-SB-237-36-39	Total/NA	Solid	8082A	179092
240-49697-64	DR-SB-237-48-51	Total/NA	Solid	8082A	179092
240-49697-65	DR-SB-232-0-3	Total/NA	Solid	8082A	179092
240-49697-66	DR-SB-232-24-27	Total/NA	Solid	8082A	179092
240-49697-67	DR-SB-232-36-39	Total/NA	Solid	8082A	179092
240-49697-68	DR-SB-232-48-51	Total/NA	Solid	8082A	179092
240-49697-69	DR-SB-231-0-3	Total/NA	Solid	8082A	179092
LCS 240-179092/24-A	Lab Control Sample	Total/NA	Solid	8082A	179092
MB 240-179092/23-A	Method Blank	Total/NA	Solid	8082A	179092

Leach Batch: 179686

Lab Sample ID	Client Sample ID	Prep Type	Matrix	Method	Prep Batch
240-49697-97	DR-WC-S-TP80	TCLP	Solid	1311	
240-49697-97 MS	DR-WC-S-TP80	TCLP	Solid	1311	

Prep Batch: 179703

Lab Sample ID	Client Sample ID	Prep Type	Matrix	Method	Prep Batch
240-49697-97	DR-WC-S-TP80	TCLP	Solid	3520C	179686

GC Semi VOA (Continued)

Prep Batch: 179703 (Continued)

Lab Sample ID	Client Sample ID	Prep Type	Matrix	Method	Prep Batch
240-49697-97 MS	DR-WC-S-TP80	TCLP	Solid	3520C	179686
LCS 240-179703/8-A	Lab Control Sample	Total/NA	Solid	3520C	
MB 240-179703/7-A	Method Blank	Total/NA	Solid	3520C	

Prep Batch: 179705

Lab Sample ID	Client Sample ID	Prep Type	Matrix	Method	Prep Batch
240-49697-97	DR-WC-S-TP80	TCLP	Solid	8151A	179686
LCS 240-179705/8-A	Lab Control Sample	Total/NA	Solid	8151A	
MB 240-179705/7-A	Method Blank	Total/NA	Solid	8151A	

Analysis Batch: 180139

Lab Sample ID	Client Sample ID	Prep Type	Matrix	Method	Prep Batch
240-49697-97	DR-WC-S-TP80	TCLP	Solid	8081A	179703
240-49697-97 MS	DR-WC-S-TP80	TCLP	Solid	8081A	179703
MB 240-179703/7-A	Method Blank	Total/NA	Solid	8081A	179703
PEM 240-180139/5	PEM		Solid	8081A	

Analysis Batch: 180188

Lab Sample ID	Client Sample ID	Prep Type	Matrix	Method	Prep Batch
240-49697-97	DR-WC-S-TP80	TCLP	Solid	8151A	179705
LCS 240-179705/8-A	Lab Control Sample	Total/NA	Solid	8151A	179705
MB 240-179705/7-A	Method Blank	Total/NA	Solid	8151A	179705

Analysis Batch: 180385

Lab Sample ID	Client Sample ID	Prep Type	Matrix	Method	Prep Batch
LCS 240-179703/8-A	Lab Control Sample	Total/NA	Solid	8081A	179703
PEM 240-180385/5	PEM		Solid	8081A	

Metals

Leach Batch: 179686

Lab Sample ID	Client Sample ID	Prep Type	Matrix	Method	Prep Batch
240-49697-97	DR-WC-S-TP80	TCLP	Solid	1311	
240-50046-B-22-D SD ^5	SD	TCLP	Solid	1311	
240-50046-B-22-E MS ^5	Matrix Spike	TCLP	Solid	1311	
240-50046-B-22-F MSD ^5	Matrix Spike Duplicate	TCLP	Solid	1311	
240-50046-B-22-I MS	Matrix Spike	TCLP	Solid	1311	
240-50046-B-22-J MSD	Matrix Spike Duplicate	TCLP	Solid	1311	
LB 240-179686/1-B	Method Blank	TCLP	Solid	1311	
LB 240-179686/1-C	Method Blank	TCLP	Solid	1311	

Prep Batch: 179718

Lab Sample ID	Client Sample ID	Prep Type	Matrix	Method	Prep Batch
240-49697-97	DR-WC-S-TP80	TCLP	Solid	3010A	179686
240-50046-B-22-D SD ^5	SD	TCLP	Solid	3010A	179686
240-50046-B-22-E MS ^5	Matrix Spike	TCLP	Solid	3010A	179686
240-50046-B-22-F MSD ^5	Matrix Spike Duplicate	TCLP	Solid	3010A	179686
LB 240-179686/1-B	Method Blank	TCLP	Solid	3010A	179686
LCS 240-179718/3-A	Lab Control Sample	Total/NA	Solid	3010A	
MB 240-179718/2-A	Method Blank	Total/NA	Solid	3010A	

Metals (Continued)

Prep Batch: 179720

Lab Sample ID	Client Sample ID	Prep Type	Matrix	Method	Prep Batch
240-49697-97	DR-WC-S-TP80	TCLP	Solid	7470A	179686
240-50046-B-22-I MS	Matrix Spike	TCLP	Solid	7470A	179686
240-50046-B-22-J MSD	Matrix Spike Duplicate	TCLP	Solid	7470A	179686
LB 240-179686/1-C	Method Blank	TCLP	Solid	7470A	179686
LCS 240-179720/3-A	Lab Control Sample	Total/NA	Solid	7470A	
MB 240-179720/2-A	Method Blank	Total/NA	Solid	7470A	

Prep Batch: 179801

Lab Sample ID	Client Sample ID	Prep Type	Matrix	Method	Prep Batch
CRA 240-179801/9-A	DL		Solid	7470A	

Analysis Batch: 179939

Lab Sample ID	Client Sample ID	Prep Type	Matrix	Method	Prep Batch
240-49697-97	DR-WC-S-TP80	TCLP	Solid	6010B	179718
240-50046-B-22-D SD ^5	SD	TCLP	Solid	6010B	179718
240-50046-B-22-E MS ^5	Matrix Spike	TCLP	Solid	6010B	179718
240-50046-B-22-F MSD ^5	Matrix Spike Duplicate	TCLP	Solid	6010B	179718
CRI 240-179939/7	DL		Solid	6010B	
ICSA 240-179939/8	ICS		Solid	6010B	
ICSAB 240-179939/9	ICS		Solid	6010B	
LB 240-179686/1-B	Method Blank	TCLP	Solid	6010B	179718
LCS 240-179718/3-A	Lab Control Sample	Total/NA	Solid	6010B	179718
MB 240-179718/2-A	Method Blank	Total/NA	Solid	6010B	179718

Analysis Batch: 179993

Lab Sample ID	Client Sample ID	Prep Type	Matrix	Method	Prep Batch
240-49697-97	DR-WC-S-TP80	TCLP	Solid	7470A	179720
240-50046-B-22-I MS	Matrix Spike	TCLP	Solid	7470A	179720
240-50046-B-22-J MSD	Matrix Spike Duplicate	TCLP	Solid	7470A	179720
CRA 240-179801/9-A	DL		Solid	7470A	179801
LB 240-179686/1-C	Method Blank	TCLP	Solid	7470A	179720
LCS 240-179720/3-A	Lab Control Sample	Total/NA	Solid	7470A	179720
MB 240-179720/2-A	Method Blank	Total/NA	Solid	7470A	179720

General Chemistry

Analysis Batch: 177805

Lab Sample ID	Client Sample ID	Prep Type	Matrix	Method	Prep Batch
240-49697-81	DR-SB-240-0-3	Total/NA	Solid	Moisture	
240-49697-81 DU	DR-SB-240-0-3	Total/NA	Solid	Moisture	
240-49697-82	DR-SB-240-24-27	Total/NA	Solid	Moisture	
240-49697-83	DR-SB-240-36-39	Total/NA	Solid	Moisture	
240-49697-84	DR-SB-240-48-51	Total/NA	Solid	Moisture	
240-49697-85	DR-SB-245-0-3	Total/NA	Solid	Moisture	
240-49697-86	DR-SB-245-24-27	Total/NA	Solid	Moisture	
240-49697-87	DR-SB-245-36-39	Total/NA	Solid	Moisture	
240-49697-88	DR-SB-245-48-51	Total/NA	Solid	Moisture	
240-49697-89	DR-SB-227-0-3	Total/NA	Solid	Moisture	
240-49697-90	DR-SB-227-24-27	Total/NA	Solid	Moisture	
240-49697-91	DR-SB-227-36-39	Total/NA	Solid	Moisture	

General Chemistry (Continued)

Analysis Batch: 177805 (Continued)

Lab Sample ID	Client Sample ID	Prep Type	Matrix	Method	Prep Batch
240-49697-91 DU	DR-SB-227-36-39	Total/NA	Solid	Moisture	
240-49697-92	DR-SB-227-48-51	Total/NA	Solid	Moisture	
240-49697-93	DR-SB-226-0-3	Total/NA	Solid	Moisture	
240-49697-94	DR-SB-226-24-27	Total/NA	Solid	Moisture	
240-49697-95	DR-SB-226-36-39	Total/NA	Solid	Moisture	
240-49697-96	DR-SB-226-48-51	Total/NA	Solid	Moisture	
240-49697-97	DR-WC-S-TP80	Total/NA	Solid	Moisture	

Analysis Batch: 178057

Lab Sample ID	Client Sample ID	Prep Type	Matrix	Method	Prep Batch
240-49697-5	DR-SB-235-0-3	Total/NA	Solid	Moisture	
240-49697-5 DU	DR-SB-235-0-3	Total/NA	Solid	Moisture	
240-49697-6	DR-SB-235-24-27	Total/NA	Solid	Moisture	
240-49697-7	DR-SB-235-36-39	Total/NA	Solid	Moisture	
240-49697-8	DR-SB-235-48-51	Total/NA	Solid	Moisture	
240-49697-9	DR-SB-239-0-3	Total/NA	Solid	Moisture	
240-49697-10	DR-SB-239-24-27	Total/NA	Solid	Moisture	
240-49697-11	DR-SB-239-36-39	Total/NA	Solid	Moisture	
240-49697-12	DR-SB-239-48-51	Total/NA	Solid	Moisture	
240-49697-13	DR-SB-244-0-3	Total/NA	Solid	Moisture	
240-49697-14	DR-SB-244-24-27	Total/NA	Solid	Moisture	
240-49697-15	DR-SB-244-36-39	Total/NA	Solid	Moisture	
240-49697-15 DU	DR-SB-244-36-39	Total/NA	Solid	Moisture	
240-49697-16	DR-SB-244-48-51	Total/NA	Solid	Moisture	
240-49697-17	DR-SB-249-0-3	Total/NA	Solid	Moisture	
240-49697-18	DR-SB-249-24-27	Total/NA	Solid	Moisture	
240-49697-19	DR-SB-249-36-39	Total/NA	Solid	Moisture	
240-49697-20	DR-SB-249-48-51	Total/NA	Solid	Moisture	

Analysis Batch: 178277

Lab Sample ID	Client Sample ID	Prep Type	Matrix	Method	Prep Batch
240-49697-1	DR-SB-230-0-3	Total/NA	Solid	Moisture	
240-49697-2	DR-SB-230-24-27	Total/NA	Solid	Moisture	
240-49697-3	DR-SB-230-36-39	Total/NA	Solid	Moisture	
240-49697-4	DR-SB-230-48-51	Total/NA	Solid	Moisture	
240-49697-21	DR-SB-243-0-3	Total/NA	Solid	Moisture	
240-49697-22	DR-SB-243-24-27	Total/NA	Solid	Moisture	
240-49697-23	DR-SB-243-36-39	Total/NA	Solid	Moisture	
240-49697-24	DR-SB-243-48-51	Total/NA	Solid	Moisture	
240-49697-24 DU	DR-SB-243-48-51	Total/NA	Solid	Moisture	
240-49697-25	DR-SB-248-0-3	Total/NA	Solid	Moisture	
240-49697-26	DR-SB-248-24-27	Total/NA	Solid	Moisture	
240-49697-27	DR-SB-248-36-39	Total/NA	Solid	Moisture	
240-49697-28	DR-SB-248-48-51	Total/NA	Solid	Moisture	
240-49697-29	DR-SB-238-0-3	Total/NA	Solid	Moisture	
240-49697-30	DR-SB-238-24-27	Total/NA	Solid	Moisture	
240-49697-31	DR-SB-238-36-39	Total/NA	Solid	Moisture	
240-49697-32	DR-SB-238-48-51	Total/NA	Solid	Moisture	
240-49697-33	DR-SB-234-0-3	Total/NA	Solid	Moisture	
240-49697-34	DR-SB-234-24-27	Total/NA	Solid	Moisture	
240-49697-34 DU	DR-SB-234-24-27	Total/NA	Solid	Moisture	

General Chemistry (Continued)

Analysis Batch: 178277 (Continued)

Lab Sample ID	Client Sample ID	Prep Type	Matrix	Method	Prep Batch
240-49697-35	DR-SB-234-36-39	Total/NA	Solid	Moisture	
240-49697-36	DR-SB-234-48-51	Total/NA	Solid	Moisture	
240-49697-37	DR-SB-229-0-3	Total/NA	Solid	Moisture	
240-49697-38	DR-SB-229-24-27	Total/NA	Solid	Moisture	
240-49697-39	DR-SB-229-36-39	Total/NA	Solid	Moisture	
240-49697-40	DR-SB-229-48-51	Total/NA	Solid	Moisture	
240-49697-41	DR-SB-233-0-3	Total/NA	Solid	Moisture	
240-49697-42	DR-SB-233-24-27	Total/NA	Solid	Moisture	
240-49697-43	DR-SB-233-36-39	Total/NA	Solid	Moisture	
240-49697-44	DR-SB-233-48-51	Total/NA	Solid	Moisture	
240-49697-45	DR-SB-228-0-3	Total/NA	Solid	Moisture	
240-49697-46	DR-SB-228-24-27	Total/NA	Solid	Moisture	
240-49697-46 DU	DR-SB-228-24-27	Total/NA	Solid	Moisture	
240-49697-47	DR-SB-228-36-39	Total/NA	Solid	Moisture	
240-49697-48	DR-SB-228-48-51	Total/NA	Solid	Moisture	
240-49697-49	DR-SB-242-0-3	Total/NA	Solid	Moisture	
240-49697-50	DR-SB-242-24-27	Total/NA	Solid	Moisture	
240-49697-51	DR-SB-242-36-39	Total/NA	Solid	Moisture	
240-49697-52	DR-SB-242-48-51	Total/NA	Solid	Moisture	
240-49697-53	DR-SB-247-0-3	Total/NA	Solid	Moisture	
240-49697-54	DR-SB-247-24-27	Total/NA	Solid	Moisture	
240-49697-54 DU	DR-SB-247-24-27	Total/NA	Solid	Moisture	
240-49697-55	DR-SB-247-36-39	Total/NA	Solid	Moisture	
240-49697-56	DR-SB-247-48-51	Total/NA	Solid	Moisture	
240-49697-57	DR-SB-241-0-3	Total/NA	Solid	Moisture	
240-49697-58	DR-SB-241-24-27	Total/NA	Solid	Moisture	
240-49697-59	DR-SB-241-36-39	Total/NA	Solid	Moisture	
240-49697-60	DR-SB-241-48-51	Total/NA	Solid	Moisture	
240-49697-61	DR-SB-237-0-3	Total/NA	Solid	Moisture	
240-49697-62	DR-SB-237-24-27	Total/NA	Solid	Moisture	
240-49697-63	DR-SB-237-36-39	Total/NA	Solid	Moisture	
240-49697-64	DR-SB-237-48-51	Total/NA	Solid	Moisture	
240-49697-64 DU	DR-SB-237-48-51	Total/NA	Solid	Moisture	
240-49697-65	DR-SB-232-0-3	Total/NA	Solid	Moisture	
240-49697-66	DR-SB-232-24-27	Total/NA	Solid	Moisture	
240-49697-67	DR-SB-232-36-39	Total/NA	Solid	Moisture	
240-49697-68	DR-SB-232-48-51	Total/NA	Solid	Moisture	
240-49697-69	DR-SB-231-0-3	Total/NA	Solid	Moisture	
240-49697-70	DR-SB-231-24-27	Total/NA	Solid	Moisture	
240-49697-71	DR-SB-231-36-39	Total/NA	Solid	Moisture	
240-49697-72	DR-SB-231-48-51	Total/NA	Solid	Moisture	
240-49697-73	DR-SB-246-0-3	Total/NA	Solid	Moisture	
240-49697-74	DR-SB-246-24-27	Total/NA	Solid	Moisture	
240-49697-74 DU	DR-SB-246-24-27	Total/NA	Solid	Moisture	
240-49697-75	DR-SB-246-36-39	Total/NA	Solid	Moisture	
240-49697-76	DR-SB-246-48-51	Total/NA	Solid	Moisture	
240-49697-77	DR-SB-236-0-3	Total/NA	Solid	Moisture	
240-49697-78	DR-SB-236-24-27	Total/NA	Solid	Moisture	
240-49697-79	DR-SB-236-36-39	Total/NA	Solid	Moisture	
240-49697-80	DR-SB-236-48-51	Total/NA	Solid	Moisture	

FORM II
GC/MS VOA SURROGATE RECOVERY

Lab Name: TestAmerica Canton Job No.: 240-49697-1

SDG No.:

Matrix: Solid (TCLP) Level: Low

GC Column (1): DB-624 ID: 0.18(mm)

Client Sample ID	Lab Sample ID	DBFM #	DCA #	TOL #	BFB #
DR-WC-S-TP80	240-49697-97	87	87	94	81
	LB 240-178440/1-A MB	88	94	97	82
	LCS 240-178582/18	90	101	95	82
	240-49891-C-3-A MS	93	97	98	89
	240-49891-C-3-A MSD	95	90	97	87

	QC LIMITS
DBFM = Dibromofluoromethane (Surr)	80-128
DCA = 1,2-Dichloroethane-d4 (Surr)	80-121
TOL = Toluene-d8 (Surr)	80-120
BFB = 4-Bromofluorobenzene (Surr)	70-124

Column to be used to flag recovery values

FORM II 8260B

FORM II
GC/MS VOA SURROGATE RECOVERY

Lab Name: TestAmerica Canton Job No.: 240-49697-1

SDG No.:

Matrix: Water Level: Low

GC Column (1): DB-624 ID: 0.18(mm)

Client Sample ID	Lab Sample ID	DBFM #	DCA #	TOL #	BFB #
TB-042215	240-49697-98	101	114	96	79
	MB 240-178264/6	103	112	97	78
	LCS 240-178264/4	92	97	106	93
	240-49714-D-7 MS	93	100	103	95
	240-49714-E-7 MSD	91	97	102	93

	QC LIMITS
DBFM = Dibromofluoromethane (Surr)	75-121
DCA = 1,2-Dichloroethane-d4 (Surr)	63-129
TOL = Toluene-d8 (Surr)	74-120
BFB = 4-Bromofluorobenzene (Surr)	66-120

Column to be used to flag recovery values

FORM II 8260B

FORM VIII
GC/MS VOA INTERNAL STANDARD AREA AND RETENTION TIME SUMMARY

Lab Name: TestAmerica Canton Job No.: 240-49697-1

SDG No.:

Sample No.: STD8260 240-177629/6 Date Analyzed: 04/23/2015 13:04

Instrument ID: A3UX12 GC Column: DB-624 ID: 0.18(mm)

Lab File ID (Standard): U1243933.D Heated Purge: (Y/N) N

Calibration ID: 28112

		FB		CBZ		DCB	
		AREA #	RT #	AREA #	RT #	AREA #	RT #
INITIAL CALIBRATION MID-POINT		647762	5.40	517347	8.22	258588	10.61
UPPER LIMIT		1295524	5.90	1034694	8.72	517176	11.11
LOWER LIMIT		323881	4.90	258674	7.72	129294	10.11
LAB SAMPLE ID	CLIENT SAMPLE ID						
ICV 240-177629/10		699174	5.40	549090	8.22	260214	10.61
CCVIS 240-178582/3		724813	5.41	576739	8.22	281082	10.61

FB = Fluorobenzene
CBZ = Chlorobenzene-d5
DCB = 1,4-Dichlorobenzene-d4

Area Limit = 50%-200% of internal standard area
RT Limit = ± 0.5 minutes of internal standard RT

Column used to flag values outside QC limits

FORM VIII 8260B

FORM VIII
GC/MS VOA INTERNAL STANDARD AREA AND RETENTION TIME SUMMARY

Lab Name: TestAmerica Canton Job No.: 240-49697-1

SDG No.:

Sample No.: CCVIS 240-178582/3 Date Analyzed: 04/29/2015 18:03

Instrument ID: A3UX12 GC Column: DB-624 ID: 0.18(mm)

Lab File ID (Standard): U1244054.D Heated Purge: (Y/N) N

Calibration ID: 28115

		FB		CBZ		DCB	
		AREA #	RT #	AREA #	RT #	AREA #	RT #
12/24 HOUR STD		724813	5.41	576739	8.22	281082	10.61
UPPER LIMIT		1449626	5.91	1153478	8.72	562164	11.11
LOWER LIMIT		362407	4.91	288370	7.72	140541	10.11
LAB SAMPLE ID	CLIENT SAMPLE ID						
CCV 240-178582/4		730160	5.40	568206	8.22	263773	10.61
LB 240-178440/1-A MB		676472	5.40	562561	8.22	261789	10.61
LCS 240-178582/18		682362	5.41	557565	8.22	279628	10.61
240-49697-97	DR-WC-S-TP80	650299	5.40	526588	8.22	247101	10.61
240-49891-C-3-A MS		682115	5.40	530984	8.22	266662	10.61
240-49891-C-3-A MSD		660932	5.41	549803	8.22	256071	10.61

FB = Fluorobenzene
CBZ = Chlorobenzene-d5
DCB = 1,4-Dichlorobenzene-d4

Area Limit = 50%-200% of internal standard area
RT Limit = ± 0.5 minutes of internal standard RT

Column used to flag values outside QC limits

FORM VIII 8260B

FORM VIII
GC/MS VOA INTERNAL STANDARD AREA AND RETENTION TIME SUMMARY

Lab Name: TestAmerica Canton Job No.: 240-49697-1

SDG No.:

Sample No.: STD8260 240-172365/4 Date Analyzed: 03/17/2015 09:14

Instrument ID: A3UX17 GC Column: DB-624 ID: 0.18(mm)

Lab File ID (Standard): UXR9054.D Heated Purge: (Y/N) N

Calibration ID: 27401

		FB		CBZ		DCB	
		AREA #	RT #	AREA #	RT #	AREA #	RT #
INITIAL CALIBRATION MID-POINT		1712619	5.76	1226801	8.47	782050	10.72
UPPER LIMIT		3425238	6.26	2453602	8.97	1564100	11.22
LOWER LIMIT		856310	5.26	613401	7.97	391025	10.22
LAB SAMPLE ID	CLIENT SAMPLE ID						
ICV 240-172365/8		1685063	5.76	1224776	8.47	774225	10.72
CCVIS 240-178264/2		1440995	5.76	953968	8.47	580471	10.72

FB = Fluorobenzene
CBZ = Chlorobenzene-d5
DCB = 1,4-Dichlorobenzene-d4

Area Limit = 50%-200% of internal standard area
RT Limit = ± 0.5 minutes of internal standard RT

Column used to flag values outside QC limits

FORM VIII 8260B

FORM VIII
GC/MS VOA INTERNAL STANDARD AREA AND RETENTION TIME SUMMARY

Lab Name: TestAmerica Canton Job No.: 240-49697-1

SDG No.:

Sample No.: CCVIS 240-178264/2 Date Analyzed: 04/28/2015 10:42

Instrument ID: A3UX17 GC Column: DB-624 ID: 0.18(mm)

Lab File ID (Standard): UXR0208.D Heated Purge: (Y/N) N

Calibration ID: 27403

		FB		CBZ		DCB	
		AREA #	RT #	AREA #	RT #	AREA #	RT #
12/24 HOUR STD		1440995	5.76	953968	8.47	580471	10.72
UPPER LIMIT		2881990	6.26	1907936	8.97	1160942	11.22
LOWER LIMIT		720498	5.26	476984	7.97	290236	10.22
LAB SAMPLE ID	CLIENT SAMPLE ID						
CCV 240-178264/3		1434781	5.76	1012395	8.47	477933	10.72
LCS 240-178264/4		1499421	5.76	1011960	8.48	598112	10.72
MB 240-178264/6		1248816	5.76	872559	8.48	459976	10.72
240-49697-98	TB-042215	1266090	5.76	915633	8.47	471272	10.72
240-49714-D-7 MS		1443030	5.76	1004110	8.47	606799	10.72
240-49714-E-7 MSD		1483583	5.76	1042194	8.48	616390	10.72

FB = Fluorobenzene
CBZ = Chlorobenzene-d5
DCB = 1,4-Dichlorobenzene-d4

Area Limit = 50%-200% of internal standard area
RT Limit = ± 0.5 minutes of internal standard RT

Column used to flag values outside QC limits

FORM VIII 8260B

FORM IV
GC/MS VOA METHOD BLANK SUMMARY

Lab Name: TestAmerica Canton Job No.: 240-49697-1

SDG No.:

Lab File ID: UXR0212.D Lab Sample ID: MB 240-178264/6

Matrix: Water Heated Purge:(Y/N) N

Instrument ID: A3UX17 Date Analyzed: 04/28/2015 12:13

GC Column: DB-624 ID: 0.18(mm)

THIS METHOD BLANK APPLIES TO THE FOLLOWING SAMPLES:

CLIENT SAMPLE ID	LAB SAMPLE ID	LAB FILE ID	DATE ANALYZED
	LCS 240-178264/4	UXR0210.D	04/28/2015 11:28
TB-042215	240-49697-98	UXR0229.D	04/28/2015 18:48
	240-49714-D-7 MS	UXR0233.D	04/28/2015 20:19
	240-49714-E-7 MSD	UXR0234.D	04/28/2015 20:42

FORM I
GC/MS VOA ORGANICS ANALYSIS DATA SHEET

Lab Name: TestAmerica Canton | Job No.: 240-49697-1

SDG No.:

Client Sample ID: | Lab Sample ID: MB 240-178264/6

Matrix: Water | Lab File ID: UXR0212.D

Analysis Method: 8260B | Date Collected:

Sample wt/vol: 5(mL) | Date Analyzed: 04/28/2015 12:13

Soil Aliquot Vol: | Dilution Factor: 1

Soil Extract Vol.: | GC Column: DB-624 ID: 0.18(mm)

% Moisture: | Level: (low/med) Low

Analysis Batch No.: 178264 | Units: ug/L

CAS NO.	COMPOUND NAME	RESULT	Q	RL	MDL
630-20-6	1,1,1,2-Tetrachloroethane	0.28	U	1.0	0.28
71-55-6	1,1,1-Trichloroethane	0.44	U	1.0	0.44
79-34-5	1,1,2,2-Tetrachloroethane	0.22	U	1.0	0.22
76-13-1	1,1,2-Trichloro-1,2,2-trifluoroethane	0.45	U	1.0	0.45
75-34-3	1,1-Dichloroethane	0.30	U	1.0	0.30
75-35-4	1,1-Dichloroethene	0.45	U	1.0	0.45
563-58-6	1,1-Dichloropropene	0.42	U	1.0	0.42
87-61-6	1,2,3-Trichlorobenzene	0.37	U	1.0	0.37
96-18-4	1,2,3-Trichloropropane	0.44	U	1.0	0.44
526-73-8	1,2,3-Trimethylbenzene	0.47	U	5.0	0.47
120-82-1	1,2,4-Trichlorobenzene	0.32	U	1.0	0.32
95-63-6	1,2,4-Trimethylbenzene	0.41	U	1.0	0.41
96-12-8	1,2-Dibromo-3-Chloropropane	0.82	U	2.0	0.82
95-50-1	1,2-Dichlorobenzene	0.25	U	1.0	0.25
107-06-2	1,2-Dichloroethane	0.23	U	1.0	0.23
78-87-5	1,2-Dichloropropane	0.25	U	1.0	0.25
541-73-1	1,3-Dichlorobenzene	0.19	U	1.0	0.19
142-28-9	1,3-Dichloropropane	0.19	U	1.0	0.19
106-46-7	1,4-Dichlorobenzene	0.27	U	1.0	0.27
594-20-7	2,2-Dichloropropane	0.26	U	1.0	0.26
110-75-8	2-Chloroethyl vinyl ether	0.59	U	10	0.59
95-49-8	2-Chlorotoluene	0.40	U	1.0	0.40
591-78-6	2-Hexanone	0.48	U	10	0.48
108-86-1	Bromobenzene	0.35	U	1.0	0.35
74-97-5	Bromochloromethane	0.50	U	1.0	0.50
106-43-4	4-Chlorotoluene	0.29	U	1.0	0.29
99-87-6	p-Isopropyltoluene	0.43	U	1.0	0.43
67-64-1	Acetone	0.94	U	10	0.94
71-43-2	Benzene	0.35	U	1.0	0.35
75-25-2	Bromoform	0.56	U	1.0	0.56
74-83-9	Bromomethane	0.44	U	1.0	0.44
75-15-0	Carbon disulfide	0.38	U	1.0	0.38
56-23-5	Carbon tetrachloride	0.43	U	1.0	0.43
108-90-7	Chlorobenzene	0.25	U	1.0	0.25
75-00-3	Chloroethane	0.32	U	1.0	0.32

FORM I
GC/MS VOA ORGANICS ANALYSIS DATA SHEET

Lab Name: TestAmerica Canton | Job No.: 240-49697-1

SDG No.:

Client Sample ID: | Lab Sample ID: MB 240-178264/6

Matrix: Water | Lab File ID: UXR0212.D

Analysis Method: 8260B | Date Collected:

Sample wt/vol: 5(mL) | Date Analyzed: 04/28/2015 12:13

Soil Aliquot Vol: | Dilution Factor: 1

Soil Extract Vol.: | GC Column: DB-624 ID: 0.18(mm)

% Moisture: | Level: (low/med) Low

Analysis Batch No.: 178264 | Units: ug/L

CAS NO.	COMPOUND NAME	RESULT	Q	RL	MDL
67-66-3	Chloroform	0.25	U	1.0	0.25
74-87-3	Chloromethane	0.44	U	1.0	0.44
156-59-2	cis-1,2-Dichloroethene	0.26	U	1.0	0.26
10061-01-5	cis-1,3-Dichloropropene	0.46	U	1.0	0.46
87-68-3	Hexachlorobutadiene	0.35	U	1.0	0.35
74-95-3	Dibromomethane	0.42	U	1.0	0.42
75-27-4	Bromodichloromethane	0.29	U	1.0	0.29
75-71-8	Dichlorodifluoromethane	0.32	U	1.0	0.32
100-41-4	Ethylbenzene	0.25	U	1.0	0.25
106-93-4	1,2-Dibromoethane	0.32	U	1.0	0.32
108-20-3	Diisopropyl ether	0.50	U	10	0.50
91-20-3	Naphthalene	0.45	U	1.0	0.45
179601-23-1	m-Xylene & p-Xylene	0.24	U	2.0	0.24
104-51-8	n-Butylbenzene	0.31	U	1.0	0.31
98-82-8	Isopropylbenzene	0.35	U	1.0	0.35
103-65-1	N-Propylbenzene	0.40	U	1.0	0.40
78-93-3	2-Butanone (MEK)	0.53	U	10	0.53
108-10-1	4-Methyl-2-pentanone (MIBK)	0.99	U	10	0.99
135-98-8	sec-Butylbenzene	0.48	U	1.0	0.48
1634-04-4	Methyl tert-butyl ether	0.20	U	1.0	0.20
994-05-8	Tert-amyl methyl ether	0.30	U	5.0	0.30
75-09-2	Methylene Chloride	0.33	U	1.0	0.33
95-47-6	o-Xylene	0.25	U	1.0	0.25
100-42-5	Styrene	0.45	U	1.0	0.45
637-92-3	Ethyl t-butyl ether	0.23	U	5.0	0.23
98-06-6	tert-Butylbenzene	0.41	U	1.0	0.41
127-18-4	Tetrachloroethene	0.31	U	1.0	0.31
108-88-3	Toluene	0.23	U	1.0	0.23
156-60-5	trans-1,2-Dichloroethene	0.30	U	1.0	0.30
10061-02-6	trans-1,3-Dichloropropene	0.56	U	1.0	0.56
79-01-6	Trichloroethene	0.22	U	1.0	0.22
75-69-4	Trichlorofluoromethane	0.49	U	1.0	0.49
108-05-4	Vinyl acetate	0.41	U	2.0	0.41
75-01-4	Vinyl chloride	0.29	U	1.0	0.29
75-65-0	tert-Butyl alcohol (TBA)	4.9	U	50	4.9
1330-20-7	Xylenes, Total	0.52	U	2.0	0.52

FORM I
GC/MS VOA ORGANICS ANALYSIS DATA SHEET

Lab Name: TestAmerica Canton | Job No.: 240-49697-1

SDG No.:

Client Sample ID: | Lab Sample ID: MB 240-178264/6

Matrix: Water | Lab File ID: UXR0212.D

Analysis Method: 8260B | Date Collected:

Sample wt/vol: 5(mL) | Date Analyzed: 04/28/2015 12:13

Soil Aliquot Vol: | Dilution Factor: 1

Soil Extract Vol.: | GC Column: DB-624 ID: 0.18(mm)

% Moisture: | Level: (low/med) Low

Analysis Batch No.: 178264 | Units: ug/L

CAS NO.	COMPOUND NAME	RESULT	Q	RL	MDL
124-48-1	Dibromochloromethane	0.43	U	1.0	0.43

CAS NO.	SURROGATE	%REC	Q	LIMITS
17060-07-0	1,2-Dichloroethane-d4 (Surr)	112		63-129
460-00-4	4-Bromofluorobenzene (Surr)	78		66-120
2037-26-5	Toluene-d8 (Surr)	97		74-120
1868-53-7	Dibromofluoromethane (Surr)	103		75-121

FORM III
GC/MS VOA LAB CONTROL SAMPLE RECOVERY

Lab Name: TestAmerica Canton Job No.: 240-49697-1

SDG No.:

Matrix: Water Level: Low Lab File ID: UXR0210.D

Lab ID: LCS 240-178264/4 Client ID:

COMPOUND	SPIKE ADDED (ug/L)	LCS CONCENTRATION (ug/L)	LCS % REC	QC LIMITS REC	#
1,1,1,2-Tetrachloroethane	10.0	10.2	102	72-120	
1,1,1-Trichloroethane	10.0	8.95	89	74-120	
1,1,2,2-Tetrachloroethane	10.0	11.6	116	68-120	
1,1,2-Trichloro-1,2,2-trifluoroethane	10.0	9.06	91	74-151	
1,1-Dichloroethane	10.0	10.2	102	80-120	
1,1-Dichloroethene	10.0	9.69	97	78-131	
1,1-Dichloropropene	10.0	11.6	116	80-120	
1,2,3-Trichlorobenzene	10.0	8.35	83	54-126	
1,2,3-Trichloropropane	10.0	11.0	110	73-129	
1,2,4-Trichlorobenzene	10.0	7.88	79	48-135	
1,2,4-Trimethylbenzene	10.0	10.4	104	76-120	
1,2-Dibromo-3-Chloropropane	10.0	9.37	94	42-136	
1,2-Dichlorobenzene	10.0	9.95	100	80-120	
1,2-Dichloroethane	10.0	10.5	105	71-127	
1,2-Dichloropropane	10.0	10.8	108	80-120	
1,3-Dichlorobenzene	10.0	9.77	98	80-120	
1,3-Dichloropropane	10.0	11.7	117	79-120	
1,4-Dichlorobenzene	10.0	9.86	99	80-120	
2,2-Dichloropropane	10.0	8.29	83	50-129	
2-Chloroethyl vinyl ether	12.0	12.2	102	52-131	
2-Chlorotoluene	10.0	10.7	107	76-120	
2-Hexanone	20.0	24.4	122	55-133	
Bromobenzene	10.0	9.99	100	76-120	
Bromochloromethane	10.0	9.75	98	77-120	
4-Chlorotoluene	10.0	10.7	107	77-120	
p-Isopropyltoluene	10.0	9.90	99	74-120	
Acetone	20.0	22.3	111	43-136	
Benzene	10.0	10.6	106	80-120	
Bromoform	10.0	9.58	96	40-131	
Bromomethane	10.0	4.91	49	11-185	
Carbon disulfide	10.0	10.7	107	62-142	
Carbon tetrachloride	10.0	9.78	98	66-128	
Chlorobenzene	10.0	10.5	105	80-120	
Chloroethane	10.0	4.99	50	25-153	
Chloroform	10.0	9.80	98	79-120	
Chloromethane	10.0	8.23	82	44-126	
cis-1,2-Dichloroethene	10.0	9.72	97	80-120	
cis-1,3-Dichloropropene	10.0	10.7	107	61-120	
Hexachlorobutadiene	10.0	8.50	85	36-134	
Dibromomethane	10.0	10.6	106	80-120	
Bromodichloromethane	10.0	9.81	98	72-121	

Column to be used to flag recovery and RPD values

FORM III 8260B

FORM III
GC/MS VOA LAB CONTROL SAMPLE RECOVERY

Lab Name: TestAmerica Canton Job No.: 240-49697-1

SDG No.:

Matrix: Water Level: Low Lab File ID: UXR0210.D

Lab ID: LCS 240-178264/4 Client ID:

COMPOUND	SPIKE ADDED (ug/L)	LCS CONCENTRATION (ug/L)	LCS % REC	QC LIMITS REC	#
Dichlorodifluoromethane	10.0	5.82	58	19-129	
Ethylbenzene	10.0	10.9	109	80-120	
1,2-Dibromoethane	10.0	11.1	111	79-120	
Naphthalene	10.0	8.67	87	32-141	
m-Xylene & p-Xylene	10.0	10.9	109	80-120	
n-Butylbenzene	10.0	9.45	94	66-125	
Isopropylbenzene	10.0	10.0	100	75-120	
N-Propylbenzene	10.0	10.7	107	74-121	
2-Butanone (MEK)	20.0	22.7	114	60-126	
4-Methyl-2-pentanone (MIBK)	20.0	21.9	110	63-128	
sec-Butylbenzene	10.0	10.1	101	70-120	
Methyl tert-butyl ether	10.0	8.30	83	52-144	
Methylene Chloride	10.0	10.2	102	66-131	
o-Xylene	10.0	10.5	105	80-120	
Styrene	10.0	11.4	114	79-120	
tert-Butylbenzene	10.0	10.0	100	71-120	
Tetrachloroethene	10.0	10.4	104	79-120	
Toluene	10.0	11.5	115	80-120	
trans-1,2-Dichloroethene	10.0	10.0	100	80-120	
trans-1,3-Dichloropropene	10.0	12.1	121	58-120	*
Trichloroethene	10.0	9.96	100	76-120	
Trichlorofluoromethane	10.0	7.87	79	49-157	
Vinyl acetate	10.0	15.8	158	46-161	
Vinyl chloride	10.0	7.47	75	53-127	
tert-Butyl alcohol (TBA)	100	71.6	72	70-130	
Xylenes, Total	20.0	21.4	107	80-120	
Dibromochloromethane	10.0	10.5	105	64-120	

Column to be used to flag recovery and RPD values

FORM III 8260B

FORM III
GC/MS VOA LAB CONTROL SAMPLE RECOVERY

Lab Name: TestAmerica Canton Job No.: 240-49697-1

SDG No.:

Matrix: Water Level: Low Lab File ID: U1244067.D

Lab ID: LCS 240-178582/18 Client ID:

COMPOUND	SPIKE ADDED (mg/L)	LCS CONCENTRATION (mg/L)	LCS % REC	QC LIMITS REC	#
1,1-Dichloroethene	1.00	1.20	120	71-133	
1,2-Dichloroethane	1.00	1.00	100	80-120	
Benzene	1.00	1.06	106	80-120	
Carbon tetrachloride	1.00	0.950	95	54-122	
Chlorobenzene	1.00	0.956	96	80-120	
Chloroform	1.00	1.03	103	80-123	
2-Butanone (MEK)	2.00	2.13	107	49-120	
Tetrachloroethene	1.00	0.912	91	79-134	
Trichloroethene	1.00	1.02	102	78-130	
Vinyl chloride	1.00	1.04	104	56-120	

Column to be used to flag recovery and RPD values

FORM III 8260B

parent sample not in this SDG

FORM III
GC/MS VOA MATRIX SPIKE RECOVERY

Lab Name: TestAmerica Canton Job No.: 240-49697-1

SDG No.:

Matrix: Water Level: Low Lab File ID: UXR0233.D

Lab ID: 240-49714-D-7 MS Client ID:

COMPOUND	SPIKE ADDED (ug/L)	SAMPLE CONCENTRATION (ug/L)	MS CONCENTRATION (ug/L)	MS % REC	QC LIMITS REC	#
1,1,1-Trichloroethane	10.0	0.44 U	7.19	72	68-121	
1,1,2,2-Tetrachloroethane	10.0	0.22 U	11.8	118	63-122	
1,1-Dichloroethane	10.0	0.30 U	9.16	92	79-120	
1,1-Dichloroethene	10.0	0.45 U	7.67	77	74-135	
1,2-Dichloroethane	10.0	0.23 U	10.4	104	68-129	
1,2-Dichloropropane	10.0	0.25 U	10.0	100	78-120	
1,4-Dichlorobenzene	10.0	0.27 U	7.83	78	75-120	
2-Hexanone	20.0	0.48 U	29.1	146	47-139	F1
Acetone	20.0	0.94 U	21.5	107	33-145	
Benzene	10.0	0.35 U	9.48	95	72-121	
Bromoform	10.0	0.56 U	9.32	93	32-128	
Bromomethane	10.0	0.44 U	4.35	43	10-186	
Carbon disulfide	10.0	0.38 U	7.13	71	57-147	
Carbon tetrachloride	10.0	0.43 U	7.27	73	59-129	
Chlorobenzene	10.0	0.25 U	8.82	88	80-120	
Chloroethane	10.0	0.32 U	5.27	53	21-165	
Chloroform	10.0	0.25 U	9.15	91	76-120	
Chloromethane	10.0	0.44 U	8.69	87	33-132	
cis-1,2-Dichloroethene	10.0	4.5	12.8	83	70-120	
cis-1,3-Dichloropropene	10.0	0.46 U	8.65	86	51-120	
Bromodichloromethane	10.0	0.29 U	9.11	91	67-120	
Ethylbenzene	10.0	0.25 U	8.20	82	75-120	
m-Xylene & p-Xylene	10.0	0.24 U	8.21	82	75-120	
2-Butanone (MEK)	20.0	0.53 U	24.2	121	54-129	
4-Methyl-2-pentanone (MIBK)	20.0	0.99 U	24.2	121	56-131	
Methyl tert-butyl ether	10.0	0.20 U	8.37	84	46-144	
Methylene Chloride	10.0	0.33 U	9.46	95	63-128	
o-Xylene	10.0	0.25 U	8.26	83	76-120	
Styrene	10.0	0.45 U	9.26	93	71-120	
Tetrachloroethene	10.0	0.34 J	7.88	75	70-120	
Toluene	10.0	0.23 U	9.27	93	78-120	
trans-1,2-Dichloroethene	10.0	0.30 U	8.47	85	80-120	
trans-1,3-Dichloropropene	10.0	0.56 U	10.5	105	46-120	
Trichloroethene	10.0	13	18.2	52	66-120	F1
Vinyl chloride	10.0	0.29 U	7.16	72	49-130	
Xylenes, Total	20.0	0.52 U	16.5	82	76-120	
Dibromochloromethane	10.0	0.43 U	9.88	99	56-120	

Column to be used to flag recovery and RPD values

FORM III 8260B

FORM III
GC/MS VOA MATRIX SPIKE DUPLICATE RECOVERY

Lab Name: TestAmerica Canton Job No.: 240-49697-1

SDG No.:

Matrix: Water Level: Low Lab File ID: UXR0234.D

Lab ID: 240-49714-E-7 MSD Client ID:

COMPOUND	SPIKE ADDED (ug/L)	MSD CONCENTRATION (ug/L)	MSD % REC	% RPD	QC LIMITS RPD	QC LIMITS REC	#
1,1,1-Trichloroethane	10.0	7.58	76	5	30	68-121	
1,1,2,2-Tetrachloroethane	10.0	11.9	119	1	30	63-122	
1,1-Dichloroethane	10.0	9.37	94	2	30	79-120	
1,1-Dichloroethene	10.0	7.87	79	2	30	74-135	
1,2-Dichloroethane	10.0	10.3	103	1	30	68-129	
1,2-Dichloropropane	10.0	10.3	103	3	30	78-120	
1,4-Dichlorobenzene	10.0	8.17	82	4	30	75-120	
2-Hexanone	20.0	28.4	142	2	30	47-139	F1
Acetone	20.0	20.6	103	4	30	33-145	
Benzene	10.0	9.58	96	1	30	72-121	
Bromoform	10.0	9.21	92	1	30	32-128	
Bromomethane	10.0	4.93	49	13	30	10-186	
Carbon disulfide	10.0	7.40	74	4	30	57-147	
Carbon tetrachloride	10.0	7.44	74	2	30	59-129	
Chlorobenzene	10.0	9.07	91	3	30	80-120	
Chloroethane	10.0	5.46	55	4	30	21-165	
Chloroform	10.0	9.17	92	0	30	76-120	
Chloromethane	10.0	8.30	83	5	30	33-132	
cis-1,2-Dichloroethene	10.0	13.3	88	4	30	70-120	
cis-1,3-Dichloropropene	10.0	8.98	90	4	30	51-120	
Bromodichloromethane	10.0	9.29	93	2	30	67-120	
Ethylbenzene	10.0	8.37	84	2	30	75-120	
m-Xylene & p-Xylene	10.0	8.40	84	2	30	75-120	
2-Butanone (MEK)	20.0	24.2	121	0	30	54-129	
4-Methyl-2-pentanone (MIBK)	20.0	24.3	121	0	30	56-131	
Methyl tert-butyl ether	10.0	8.50	85	2	30	46-144	
Methylene Chloride	10.0	9.42	94	0	30	63-128	
o-Xylene	10.0	8.60	86	4	30	76-120	
Styrene	10.0	9.54	95	3	30	71-120	
Tetrachloroethene	10.0	8.01	77	2	30	70-120	
Toluene	10.0	9.55	95	3	30	78-120	
trans-1,2-Dichloroethene	10.0	8.77	88	3	30	80-120	
trans-1,3-Dichloropropene	10.0	10.7	107	2	30	46-120	
Trichloroethene	10.0	18.8	58	3	30	66-120	F1
Vinyl chloride	10.0	7.17	72	0	30	49-130	
Xylenes, Total	20.0	17.0	85	3	30	76-120	
Dibromochloromethane	10.0	9.88	99	0	30	56-120	

Column to be used to flag recovery and RPD values

FORM III 8260B

FORM V
GC/MS VOA INSTRUMENT PERFORMANCE CHECK
BROMOFLUOROBENZENE (BFB)

Lab Name: TestAmerica Canton Job No.: 240-49697-1

SDG No.:

Lab File ID: BFB490.D BFB Injection Date: 03/17/2015

Instrument ID: A3UX17 BFB Injection Time: 08:01

Analysis Batch No.: 172365

M/E	ION ABUNDANCE CRITERIA	% RELATIVE ABUNDANCE	
50	15.0 - 40.0 % of mass 95	17.8	
75	30.0 - 60.0 % of mass 95	49.9	
95	Base Peak, 100% relative abundance	100.0	
96	5.0 - 9.0 % of mass 95	6.6	
173	Less than 2.0 % of mass 174	0.6	(0.7)1
174	50.0 - 120.00 % of mass 95	85.0	
175	5.0 - 9.0 % of mass 174	6.3	(7.4)1
176	95.0 - 101.0 % of mass 174	81.9	(96.4)1
177	5.0 - 9.0 % of mass 176	5.4	(6.6)2

1-Value is % mass 174 2-Value is % mass 176

THIS CHECK APPLIES TO THE FOLLOWING SAMPLES, MS, MSD, BLANKS AND STANDARDS:

CLIENT SAMPLE ID	LAB SAMPLE ID	LAB FILE ID	DATE ANALYZED	TIME ANALYZED
	STD8260 240-172365/2	UXR9052.D	03/17/2015	08:28
	STD8260 240-172365/3	UXR9053.D	03/17/2015	08:51
	STD8260 240-172365/4	UXR9054.D	03/17/2015	09:14
	STD8260 240-172365/5	UXR9055.D	03/17/2015	09:36
	STD8260 240-172365/6	UXR9056.D	03/17/2015	09:59
	STD8260 240-172365/7	UXR9057.D	03/17/2015	11:54
	ICV 240-172365/8	UXR9058.D	03/17/2015	12:16
	STDA9 240-172365/9	UXR9059.D	03/17/2015	12:52
	STDA9 240-172365/10	UXR9060.D	03/17/2015	13:15
	STDA9 240-172365/11	UXR9061.D	03/17/2015	13:38
	STDA9 240-172365/12	UXR9062.D	03/17/2015	14:00
	STDA9 240-172365/13	UXR9063.D	03/17/2015	14:23
	STDA9 240-172365/14	UXR9064.D	03/17/2015	14:46

FORM VI
GC/MS VOA INITIAL CALIBRATION DATA
INTERNAL STANDARD CURVE EVALUATION

Lab Name: TestAmerica Canton Job No.: 240-49697-1 Analy Batch No.: 172365

SDG No.:

Instrument ID: A3UX17 GC Column: DB-624 ID: 0.18(mm) Heated Purge: (Y/N) N

Calibration Start Date: 03/17/2015 08:28 Calibration End Date: 03/17/2015 11:54 Calibration ID: 27401

Calibration Files:

LEVEL:	LAB SAMPLE ID:	LAB FILE ID:
Level 1	STD8260 240-172365/7	UXR9057.D
Level 2	STD8260 240-172365/6	UXR9056.D
Level 3	STD8260 240-172365/5	UXR9055.D
Level 4	STD8260 240-172365/4	UXR9054.D
Level 5	STD8260 240-172365/3	UXR9053.D
Level 6	STD8260 240-172365/2	UXR9052.D

ANALYTE	RRF					CURVE TYPE	COEFFICIENT			#	MIN RRF	%RSD	#	MAX %RSD	R^2 OR COD	#	MIN R^2 OR COD
	LVL 1 LVL 6	LVL 2	LVL 3	LVL 4	LVL 5		B	M1	M2								
Dichlorodifluoromethane	0.3687 0.2992	0.2581	0.3097	0.2440	0.3116	Ave		0.2986				15.0		15.0			
Chloromethane	0.4715 0.3554	0.3756	0.3767	0.3394	0.3777	Ave		0.3827			0.1000	12.0		15.0			
Vinyl chloride	0.4604 0.3488	0.3329	0.3651	0.3092	0.3666	Ave		0.3638				14.0		15.0			
Butadiene	0.4454 0.3448	0.3235	0.3492	0.3027	0.3644	Ave		0.3550				14.0		15.0			
Bromomethane	0.2520 0.1537	0.1809	0.1767	0.1559	0.1753	Lin1	0.0498	0.1585							0.9960		0.9900
Chloroethane	0.2971 0.2028	0.2144	0.2159	0.1860	0.2175	Lin1	0.0401	0.2031							0.9970		0.9900
Dichlorofluoromethane	0.5786 0.4445	0.4671	0.4707	0.4182	0.4746	Ave		0.4756				12.0		15.0			
Trichlorofluoromethane	0.4707 0.3790	0.3357	0.3900	0.3230	0.3991	Ave		0.3829				14.0		15.0			
Ethyl ether	0.2217 0.2122	0.2181	0.2117	0.2168	0.2254	Ave		0.2177				2.4		15.0			
Acrolein	0.0227 0.0187	0.0176	0.0177	0.0185	0.0194	Ave		0.0191				9.9		15.0			
1,1-Dichloroethene	0.2660 0.2459	0.2322	0.2476	0.2476	0.2495	Ave		0.2481				4.3		15.0			
1,1,2-Trichloro-1,2,2-trifluoroethane	0.2405 0.2186	0.1840	0.2271	0.2233	0.2191	Ave		0.2188				8.6		15.0			
Acetone	0.2417 0.0660	0.0918	0.0747	0.0696	0.0675	Lin1	0.1626	0.0629							0.9980		0.9900
Iodomethane	0.4254 0.3998	0.3885	0.3896	0.4081	0.4148	Ave		0.4044				3.6		15.0			
Carbon disulfide	0.7426 0.7522	0.6273	0.6736	0.7119	0.7458	Ave		0.7089				7.0		15.0			

Note: The m1 coefficient is the same as Ave RRF for an Ave curve type.

FORM VI
GC/MS VOA INITIAL CALIBRATION DATA
INTERNAL STANDARD CURVE EVALUATION

Lab Name: TestAmerica Canton Job No.: 240-49697-1 Analy Batch No.: 172365

SDG No.:

Instrument ID: A3UX17 GC Column: DB-624 ID: 0.18(mm) Heated Purge: (Y/N) N

Calibration Start Date: 03/17/2015 08:28 Calibration End Date: 03/17/2015 11:54 Calibration ID: 27401

ANALYTE	RRF					CURVE TYPE	COEFFICIENT			#	MIN RRF	%RSD	#	MAX %RSD	R^2 OR COD	#	MIN R^2 OR COD
	LVL 1 LVL 6	LVL 2	LVL 3	LVL 4	LVL 5		B	M1	M2								
3-Chloro-1-propene	0.1410 0.1563	0.1328	0.1409	0.1512	0.1561	Ave		0.1464				6.6		15.0			
Methyl acetate	0.1856 0.1616	0.1719	0.1605	0.1693	0.1721	Ave		0.1702				5.3		15.0			
Methylene Chloride	0.5249 0.2743	0.3322	0.2966	0.2920	0.2874	Lin1	0.1246	0.2749							1.0000		0.9900
tert-Butyl alcohol (TBA)	0.0182 0.0125	0.0134	0.0136	0.0139	0.0142	Ave		0.0143				14.0		15.0			
Acrylonitrile	0.0914 0.0822	0.0864	0.0835	0.0857	0.0867	Ave		0.0860				3.7		15.0			
Methyl tert-butyl ether	0.6939 0.6865	0.6423	0.6495	0.6816	0.7105	Ave		0.6774				3.9		15.0			
trans-1,2-Dichloroethene	0.3237 0.2741	0.2672	0.2855	0.2800	0.2867	Ave		0.2862				6.9		15.0			
Hexane	0.0711 0.0649	0.0490	0.0629	0.0646	0.0640	Ave		0.0627				12.0		15.0			
1,1-Dichloroethane	0.5503 0.4804	0.4895	0.4792	0.4855	0.4958	Ave		0.4968			0.1000	5.4		15.0			
Vinyl acetate	0.1705 0.1897	0.1767	0.1578	0.1793	0.1925	Ave		0.1777				7.2		15.0			
2,2-Dichloropropane	0.2940 0.3045	0.2466	0.2803	0.3008	0.3126	Ave		0.2898				8.2		15.0			
cis-1,2-Dichloroethene	0.3116 0.2929	0.2961	0.2906	0.3020	0.3022	Ave		0.2992				2.6		15.0			
2-Butanone (MEK)	0.1102 0.0807	0.0829	0.0773	0.0823	0.0852	Ave		0.0864				14.0		15.0			
Bromochloromethane	0.1581 0.1409	0.1427	0.1379	0.1431	0.1461	Ave		0.1448				4.9		15.0			
Tetrahydrofuran	0.0677 0.0563	0.0530	0.0523	0.0570	0.0602	Ave		0.0577				9.8		15.0			
Chloroform	0.5048 0.4425	0.4543	0.4464	0.4577	0.4613	Ave		0.4612				4.9		15.0			
1,1,1-Trichloroethane	0.3761 0.3785	0.3437	0.3613	0.3764	0.3882	Ave		0.3707				4.3		15.0			
Cyclohexane	0.4851 0.4919	0.3863	0.4802	0.4803	0.4901	Ave		0.4690				8.7		15.0			
1,1-Dichloropropene	0.3228 0.3311	0.3149	0.3197	0.3359	0.3351	Ave		0.3266				2.7		15.0			
Carbon tetrachloride	0.3282 0.3341	0.2816	0.3139	0.3206	0.3330	Ave		0.3186				6.2		15.0			

Note: The m1 coefficient is the same as Ave RRF for an Ave curve type.

FORM VI
GC/MS VOA INITIAL CALIBRATION DATA
INTERNAL STANDARD CURVE EVALUATION

Lab Name: TestAmerica Canton Job No.: 240-49697-1 Analy Batch No.: 172365

SDG No.:

Instrument ID: A3UX17 GC Column: DB-624 ID: 0.18(mm) Heated Purge: (Y/N) N

Calibration Start Date: 03/17/2015 08:28 Calibration End Date: 03/17/2015 11:54 Calibration ID: 27401

ANALYTE	RRF					CURVE TYPE	COEFFICIENT			#	MIN RRF	%RSD	#	MAX %RSD	R^2 OR COD	#	MIN R^2 OR COD
	LVL 1 LVL 6	LVL 2	LVL 3	LVL 4	LVL 5		B	M1	M2								
Isobutyl alcohol	0.0082 0.0070	0.0082	0.0068	0.0077	0.0077	Ave		0.0076				7.6		15.0			
Benzene	1.1623 1.0519	1.0757	1.0354	1.0569	1.0814	Ave		1.0773				4.2		15.0			
1,2-Dichloroethane	0.3576 0.3310	0.3490	0.3258	0.3424	0.3444	Ave		0.3417				3.4		15.0			
n-Heptane	0.0418 0.0576	0.0475	0.0556	0.0539	0.0589	Ave		0.0525				13.0		15.0			
Trichloroethene	0.3065 0.2818	0.2796	0.2717	0.2864	0.2848	Ave		0.2851				4.1		15.0			
Methylcyclohexane	0.4126 0.4440	0.3261	0.4185	0.4208	0.4314	Ave		0.4089				10.0		15.0			
1,2-Dichloropropane	0.2655 0.2416	0.2383	0.2351	0.2447	0.2533	Ave		0.2464				4.6		15.0			
1,4-Dioxane	0.0018 0.0015	0.0021	0.0019	0.0020	0.0021	Ave		0.0019				11.0		15.0			
Dibromomethane	0.1456 0.1299	0.1256	0.1273	0.1332	0.1364	Ave		0.1330				5.5		15.0			
Bromodichloromethane	0.2792 0.3085	0.2817	0.2707	0.2955	0.3096	Ave		0.2909				5.6		15.0			
2-Chloroethyl vinyl ether	0.0991 0.1144	0.1029	0.1025	0.1100	0.1202	Ave		0.1082				7.5		15.0			
cis-1,3-Dichloropropene	0.2696 0.3453	0.2776	0.2794	0.3160	0.3438	Ave		0.3053				11.0		15.0			
4-Methyl-2-pentanone (MIBK)	0.1454 0.1775	0.1536	0.1572	0.1696	0.1836	Ave		0.1645				9.0		15.0			
Toluene	1.4746 1.4801	1.4062	1.4150	1.4912	1.5029	Ave		1.4617				2.8		15.0			
trans-1,3-Dichloropropene	0.2932 0.3823	0.2969	0.3062	0.3406	0.3754	Ave		0.3324				12.0		15.0			
Ethyl methacrylate	0.2131 0.2958	0.2246	0.2328	0.2741	0.2996	Ave		0.2567				15.0		15.0			
1,1,2-Trichloroethane	0.2987 0.2563	0.2604	0.2496	0.2636	0.2649	Ave		0.2656				6.5		15.0			
Tetrachloroethene	0.3211 0.3049	0.2952	0.2938	0.3124	0.3116	Ave		0.3065				3.5		15.0			
1,3-Dichloropropane	0.4974 0.4532	0.4366	0.4358	0.4579	0.4751	Ave		0.4593				5.2		15.0			
2-Hexanone	0.1247 0.1514	0.1344	0.1328	0.1503	0.1567	Ave		0.1417				9.0		15.0			

Note: The m1 coefficient is the same as Ave RRF for an Ave curve type.

FORM VI
GC/MS VOA INITIAL CALIBRATION DATA
INTERNAL STANDARD CURVE EVALUATION

Lab Name: TestAmerica Canton Job No.: 240-49697-1 Analy Batch No.: 172365

SDG No.:

Instrument ID: A3UX17 GC Column: DB-624 ID: 0.18(mm) Heated Purge: (Y/N) N

Calibration Start Date: 03/17/2015 08:28 Calibration End Date: 03/17/2015 11:54 Calibration ID: 27401

ANALYTE	RRF					CURVE TYPE	COEFFICIENT			#	MIN RRF	%RSD	#	MAX %RSD	R^2 OR COD	#	MIN R^2 OR COD
	LVL 1 LVL 6	LVL 2	LVL 3	LVL 4	LVL 5		B	M1	M2								
Dibromochloromethane	0.2601 0.3038	0.2438	0.2466	0.2749	0.2927	Ave		0.2703				9.1		15.0			
1,2-Dibromoethane	0.2503 0.2544	0.2304	0.2416	0.2526	0.2633	Ave		0.2488				4.6		15.0			
Chlorobenzene	1.0452 0.9673	0.9866	0.9372	0.9760	0.9922	Ave		0.9841			0.3000	3.6		15.0			
1,1,1,2-Tetrachloroethane	0.3148 0.3587	0.3084	0.3216	0.3532	0.3588	Ave		0.3359				7.0		15.0			
Ethylbenzene	0.4805 0.5309	0.4726	0.4988	0.5271	0.5359	Ave		0.5077				5.4		15.0			
m-Xylene & p-Xylene	0.6213 0.6708	0.5873	0.6184	0.6640	0.6716	Ave		0.6389				5.5		15.0			
o-Xylene	0.5425 0.6854	0.5985	0.6226	0.6790	0.6881	Ave		0.6360				9.3		15.0			
Styrene	0.7812 1.0455	0.8687	0.9328	1.0110	1.0546	Ave		0.9489				11.0		15.0			
Bromoform	0.1403 0.1859	0.1368	0.1420	0.1600	0.1783	Ave		0.1572			0.1000	13.0		15.0			
Isopropylbenzene	1.4700 1.7879	1.4944	1.6285	1.7364	1.7792	Ave		1.6494				8.6		15.0			
1,1,2,2-Tetrachloroethane	0.5690 0.5459	0.5519	0.5217	0.5391	0.5562	Ave		0.5473			0.3000	2.9		15.0			
Bromobenzene	0.7326 0.7389	0.7076	0.6904	0.7272	0.7419	Ave		0.7231				2.8		15.0			
1,2,3-Trichloropropane	0.2181 0.1782	0.1750	0.1761	0.1800	0.1836	Ave		0.1851				8.9		15.0			
trans-1,4-Dichloro-2-butene	0.1543 0.1619	0.1411	0.1316	0.1614	0.1728	Ave		0.1538				9.8		15.0			
N-Propylbenzene	0.6901 0.8027	0.6786	0.7264	0.7733	0.7876	Ave		0.7431				7.0		15.0			
2-Chlorotoluene	0.6468 0.6843	0.6364	0.6556	0.6724	0.6899	Ave		0.6642				3.2		15.0			
1,3,5-Trimethylbenzene	1.9502 2.4680	2.0597	2.2048	2.3579	2.4466	Ave		2.2479				9.5		15.0			
4-Chlorotoluene	0.7036 0.7101	0.6772	0.6679	0.7058	0.7093	Ave		0.6956				2.6		15.0			
tert-Butylbenzene	1.6738 2.2203	1.7310	1.9220	2.0765	2.1391	Ave		1.9604				11.0		15.0			
1,2,4-Trimethylbenzene	2.0771 2.5605	2.2278	2.3117	2.4873	2.5532	Ave		2.3696				8.3		15.0			

Note: The m1 coefficient is the same as Ave RRF for an Ave curve type.

FORM VI
GC/MS VOA INITIAL CALIBRATION DATA
INTERNAL STANDARD CURVE EVALUATION

Lab Name: TestAmerica Canton Job No.: 240-49697-1 Analy Batch No.: 172365

SDG No.:

Instrument ID: A3UX17 GC Column: DB-624 ID: 0.18(mm) Heated Purge: (Y/N) N

Calibration Start Date: 03/17/2015 08:28 Calibration End Date: 03/17/2015 11:54 Calibration ID: 27401

ANALYTE	RRF					CURVE TYPE	COEFFICIENT			#	MIN RRF	%RSD	#	MAX %RSD	R^2 OR COD	#	MIN R^2 OR COD
	LVL 1 LVL 6	LVL 2	LVL 3	LVL 4	LVL 5		B	M1	M2								
sec-Butylbenzene	2.2906 2.9148	2.3473	2.6303	2.7743	2.8411	Ave		2.6331				9.9		15.0			
1,3-Dichlorobenzene	1.5919 1.4507	1.4521	1.4098	1.4601	1.4833	Ave		1.4746				4.2		15.0			
p-Isopropyltoluene	2.0761 2.6259	2.1104	2.3741	2.5205	2.5884	Ave		2.3826				10.0		15.0			
1,4-Dichlorobenzene	1.6532 1.4818	1.4847	1.4268	1.4684	1.5051	Ave		1.5033				5.2		15.0			
n-Butylbenzene	1.7495 2.1236	1.6717	1.8891	2.0287	2.1124	Ave		1.9292				9.9		15.0			
1,2-Dichlorobenzene	1.4798 1.3948	1.4351	1.3630	1.4119	1.4223	Ave		1.4178				2.8		15.0			
1,2-Dibromo-3-Chloropropane	0.0876 0.0978	0.0824	0.0794	0.0906	0.0984	Ave		0.0894				8.8		15.0			
1,2,4-Trichlorobenzene	0.9208 0.8318	0.8074	0.8272	0.8644	0.8766	Ave		0.8547				4.8		15.0			
Hexachlorobutadiene	0.4412 0.2850	0.3092	0.3277	0.3230	0.3150	Lin1	0.0784	0.2960							0.9970		0.9900
Naphthalene	1.3646 1.8665	1.4504	1.6016	1.8043	1.9235	Ave		1.6685				14.0		15.0			
1,2,3-Trichlorobenzene	0.8275 0.7061	0.7356	0.7424	0.7660	0.7619	Ave		0.7566				5.4		15.0			
Dibromofluoromethane (Surr)	0.2788 0.2352	0.2244	0.2436	0.2108	0.2309	Ave		0.2373				9.8		15.0			
1,2-Dichloroethane-d4 (Surr)	0.3204 0.2710	0.2777	0.2866	0.2493	0.2705	Ave		0.2792				8.5		15.0			
Toluene-d8 (Surr)	1.3684 1.2624	1.2212	1.2887	1.1181	1.2385	Ave		1.2495				6.6		15.0			
4-Bromofluorobenzene (Surr)	0.5031 0.4829	0.4641	0.4982	0.4359	0.4739	Ave		0.4764				5.2		15.0			

Note: The m1 coefficient is the same as Ave RRF for an Ave curve type.

FORM VII
GC/MS VOA CONTINUING CALIBRATION DATA

Lab Name: TestAmerica Canton Job No.: 240-49697-1

SDG No.:

Lab Sample ID: ICV 240-172365/8 Calibration Date: 03/17/2015 12:16

Instrument ID: A3UX17 Calib Start Date: 03/17/2015 08:28

GC Column: DB-624 ID: 0.18(mm) Calib End Date: 03/17/2015 11:54

Lab File ID: UXR9058.D Conc. Units: ng/uL Heated Purge: (Y/N) N

ANALYTE	CURVE TYPE	AVE RRF	RRF	MIN RRF	CALC AMOUNT	SPIKE AMOUNT	%D	MAX %D
Dichlorodifluoromethane	Ave	0.2986	0.3555		0.0119	0.0100	19.1	50.0
Chloromethane	Ave	0.3827	0.3811	0.1000	0.00996	0.0100	-0.4	50.0
Vinyl chloride	Ave	0.3638	0.3632		0.00998	0.0100	-0.2	20.0
Butadiene	Ave	0.3550	0.3655		0.0103	0.0100	3.0	50.0
Bromomethane	Lin1		0.1751		0.0107	0.0100	7.3	50.0
Chloroethane	Lin1		0.2166		0.0105	0.0100	4.7	50.0
Dichlorofluoromethane	Ave	0.4756	0.4677		0.00983	0.0100	-1.7	50.0
Trichlorofluoromethane	Ave	0.3829	0.4010		0.0105	0.0100	4.7	50.0
Ethyl ether	Ave	0.2177	0.2374		0.0109	0.0100	9.0	50.0
Acrolein	Ave	0.0191	0.0189		0.0494	0.0500	-1.2	50.0
1,1-Dichloroethene	Ave	0.2481	0.2642		0.0106	0.0100	6.5	20.0
1,1,2-Trichloro-1,2,2-trifluoroethane	Ave	0.2188	0.2398		0.0110	0.0100	9.6	50.0
Acetone	Lin1		0.0725		0.0205	0.0200	2.3	50.0
Iodomethane	Ave	0.4044	0.4529		0.0112	0.0100	12.0	50.0
Carbon disulfide	Ave	0.7089	0.8042		0.0113	0.0100	13.4	50.0
3-Chloro-1-propene	Ave	0.1464	0.1500		0.0102	0.0100	2.5	50.0
Methyl acetate	Ave	0.1702	0.1804		0.0530	0.0500	6.0	50.0
Methylene Chloride	Lin1		0.3031		0.0106	0.0100	5.8	50.0
tert-Butyl alcohol (TBA)	Ave	0.0143	0.0133		0.0932	0.100	-6.8	50.0
Acrylonitrile	Ave	0.0860	0.0894		0.104	0.100	4.0	50.0
Methyl tert-butyl ether	Ave	0.6774	0.7093		0.0105	0.0100	4.7	50.0
trans-1,2-Dichloroethene	Ave	0.2862	0.3138		0.0110	0.0100	9.7	50.0
Hexane	Ave	0.0627	0.0729		0.0116	0.0100	16.2	20.0
1,1-Dichloroethane	Ave	0.4968	0.5218	0.1000	0.0105	0.0100	5.0	50.0
Vinyl acetate	Ave	0.1777	0.1369		0.00770	0.0100	-23.0	50.0
2,2-Dichloropropane	Ave	0.2898	0.2958		0.0102	0.0100	2.1	50.0
cis-1,2-Dichloroethene	Ave	0.2992	0.3180		0.0106	0.0100	6.3	50.0
2-Butanone (MEK)	Ave	0.0864	0.0859		0.0199	0.0200	-0.6	50.0
Bromochloromethane	Ave	0.1448	0.1474		0.0102	0.0100	1.8	50.0
Tetrahydrofuran	Ave	0.0577	0.0583		0.0202	0.0200	0.9	50.0
Chloroform	Ave	0.4612	0.4753		0.0103	0.0100	3.0	20.0
1,1,1-Trichloroethane	Ave	0.3707	0.3946		0.0106	0.0100	6.4	50.0
Cyclohexane	Ave	0.4690	0.5140		0.0110	0.0100	9.6	50.0
1,1-Dichloropropene	Ave	0.3266	0.3710		0.0114	0.0100	13.6	50.0
Carbon tetrachloride	Ave	0.3186	0.3487		0.0109	0.0100	9.5	50.0
Isobutyl alcohol	Ave	0.0076	0.0074		0.244	0.250	-2.3	50.0
Benzene	Ave	1.077	1.106		0.0103	0.0100	2.6	50.0
1,2-Dichloroethane	Ave	0.3417	0.3537		0.0104	0.0100	3.5	50.0
n-Heptane	Ave	0.0525	0.0616		0.0117	0.0100	17.1	50.0
Trichloroethene	Ave	0.2851	0.2973		0.0104	0.0100	4.3	50.0

FORM VII
GC/MS VOA CONTINUING CALIBRATION DATA

Lab Name: TestAmerica Canton Job No.: 240-49697-1

SDG No.:

Lab Sample ID: ICV 240-172365/8 Calibration Date: 03/17/2015 12:16

Instrument ID: A3UX17 Calib Start Date: 03/17/2015 08:28

GC Column: DB-624 ID: 0.18(mm) Calib End Date: 03/17/2015 11:54

Lab File ID: UXR9058.D Conc. Units: ng/uL Heated Purge: (Y/N) N

ANALYTE	CURVE TYPE	AVE RRF	RRF	MIN RRF	CALC AMOUNT	SPIKE AMOUNT	%D	MAX %D
Methylcyclohexane	Ave	0.4089	0.4584		0.0112	0.0100	12.1	50.0
1,2-Dichloropropane	Ave	0.2464	0.2525		0.0102	0.0100	2.4	20.0
1,4-Dioxane	Ave	0.0019	0.0017		0.184	0.200	-8.2	50.0
Dibromomethane	Ave	0.1330	0.1381		0.0104	0.0100	3.8	50.0
Bromodichloromethane	Ave	0.2909	0.2948		0.0101	0.0100	1.4	50.0
2-Chloroethyl vinyl ether	Ave	0.1082	0.1134		0.0126	0.0120	4.8	50.0
cis-1,3-Dichloropropene	Ave	0.3053	0.3232		0.0106	0.0100	5.9	50.0
4-Methyl-2-pentanone (MIBK)	Ave	0.1645	0.1733		0.0211	0.0200	5.3	50.0
Toluene	Ave	1.462	1.532		0.0105	0.0100	4.8	20.0
trans-1,3-Dichloropropene	Ave	0.3324	0.3877		0.0117	0.0100	16.6	50.0
Ethyl methacrylate	Ave	0.2567	0.2912		0.0113	0.0100	13.5	50.0
1,1,2-Trichloroethane	Ave	0.2656	0.2684		0.0101	0.0100	1.0	50.0
Tetrachloroethene	Ave	0.3065	0.3133		0.0102	0.0100	2.2	50.0
1,3-Dichloropropane	Ave	0.4593	0.4752		0.0103	0.0100	3.4	50.0
2-Hexanone	Ave	0.1417	0.1576		0.0222	0.0200	11.2	50.0
Dibromochloromethane	Ave	0.2703	0.2797		0.0103	0.0100	3.5	50.0
1,2-Dibromoethane	Ave	0.2488	0.2618		0.0105	0.0100	5.2	50.0
Chlorobenzene	Ave	0.9841	1.006	0.3000	0.0102	0.0100	2.2	50.0
1,1,1,2-Tetrachloroethane	Ave	0.3359	0.3532		0.0105	0.0100	5.2	50.0
Ethylbenzene	Ave	0.5077	0.5505		0.0108	0.0100	8.4	20.0
m-Xylene & p-Xylene	Ave	0.6389	0.6852		0.0107	0.0100	7.2	50.0
o-Xylene	Ave	0.6360	0.7020		0.0110	0.0100	10.4	50.0
Styrene	Ave	0.9489	1.005		0.0106	0.0100	5.9	50.0
Bromoform	Ave	0.1572	0.1690	0.1000	0.0108	0.0100	7.5	50.0
Isopropylbenzene	Ave	1.649	1.803		0.0109	0.0100	9.3	50.0
1,1,2,2-Tetrachloroethane	Ave	0.5473	0.5555	0.3000	0.0102	0.0100	1.5	50.0
Bromobenzene	Ave	0.7231	0.7431		0.0103	0.0100	2.8	50.0
1,2,3-Trichloropropane	Ave	0.1851	0.1905		0.0103	0.0100	2.9	50.0
trans-1,4-Dichloro-2-butene	Ave	0.1538	0.1595		0.0104	0.0100	3.6	50.0
N-Propylbenzene	Ave	0.7431	0.7949		0.0107	0.0100	7.0	50.0
2-Chlorotoluene	Ave	0.6642	0.6850		0.0103	0.0100	3.1	50.0
1,3,5-Trimethylbenzene	Ave	2.248	2.410		0.0107	0.0100	7.2	50.0
4-Chlorotoluene	Ave	0.6956	0.7202		0.0104	0.0100	3.5	50.0
tert-Butylbenzene	Ave	1.960	2.099		0.0107	0.0100	7.1	50.0
1,2,4-Trimethylbenzene	Ave	2.370	2.522		0.0106	0.0100	6.4	50.0
sec-Butylbenzene	Ave	2.633	2.845		0.0108	0.0100	8.1	50.0
1,3-Dichlorobenzene	Ave	1.475	1.487		0.0101	0.0100	0.8	50.0
p-Isopropyltoluene	Ave	2.383	2.572		0.0108	0.0100	8.0	50.0
1,4-Dichlorobenzene	Ave	1.503	1.525		0.0101	0.0100	1.4	50.0
n-Butylbenzene	Ave	1.929	2.060		0.0107	0.0100	6.8	50.0
1,2-Dichlorobenzene	Ave	1.418	1.443		0.0102	0.0100	1.8	50.0

FORM VII
GC/MS VOA CONTINUING CALIBRATION DATA

Lab Name: TestAmerica Canton Job No.: 240-49697-1

SDG No.:

Lab Sample ID: ICV 240-172365/8 Calibration Date: 03/17/2015 12:16

Instrument ID: A3UX17 Calib Start Date: 03/17/2015 08:28

GC Column: DB-624 ID: 0.18(mm) Calib End Date: 03/17/2015 11:54

Lab File ID: UXR9058.D Conc. Units: ng/uL Heated Purge: (Y/N) N

ANALYTE	CURVE TYPE	AVE RRF	RRF	MIN RRF	CALC AMOUNT	SPIKE AMOUNT	%D	MAX %D
1,2-Dibromo-3-Chloropropane	Ave	0.0894	0.0931		0.0104	0.0100	4.1	50.0
1,2,4-Trichlorobenzene	Ave	0.8547	0.8447		0.00988	0.0100	-1.2	50.0
Hexachlorobutadiene	Lin1		0.3045		0.0100	0.0100	0.2	50.0
Naphthalene	Ave	1.668	1.818		0.0109	0.0100	9.0	50.0
1,2,3-Trichlorobenzene	Ave	0.7566	0.7444		0.00984	0.0100	-1.6	50.0
Dibromofluoromethane (Surr)	Ave	0.2373	0.2271		0.00957	0.0100	-4.3	50.0
1,2-Dichloroethane-d4 (Surr)	Ave	0.2792	0.2649		0.00949	0.0100	-5.1	50.0
Toluene-d8 (Surr)	Ave	1.250	1.216		0.00973	0.0100	-2.7	50.0
4-Bromofluorobenzene (Surr)	Ave	0.4764	0.4841		0.0102	0.0100	1.6	50.0

FORM VI
GC/MS VOA INITIAL CALIBRATION DATA
INTERNAL STANDARD CURVE EVALUATION

Lab Name: TestAmerica Canton Job No.: 240-49697-1 Analy Batch No.: 172365

SDG No.:

Instrument ID: A3UX17 GC Column: DB-624 ID: 0.18(mm) Heated Purge: (Y/N) N

Calibration Start Date: 03/17/2015 12:52 Calibration End Date: 03/17/2015 14:46 Calibration ID: 27403

Calibration Files:

LEVEL:	LAB SAMPLE ID:	LAB FILE ID:
Level 1	STDA9 240-172365/14	UXR9064.D
Level 2	STDA9 240-172365/13	UXR9063.D
Level 3	STDA9 240-172365/12	UXR9062.D
Level 4	STDA9 240-172365/11	UXR9061.D
Level 5	STDA9 240-172365/10	UXR9060.D
Level 6	STDA9 240-172365/9	UXR9059.D

ANALYTE	RRF					CURVE TYPE	COEFFICIENT			#	MIN RRF	%RSD	#	MAX %RSD	R^2 OR COD	#	MIN R^2 OR COD
	LVL 1 LVL 6	LVL 2	LVL 3	LVL 4	LVL 5		B	M1	M2								
Acetonitrile	0.0337 0.0315	0.0318	0.0302	0.0303	0.0314	Ave		0.0315				4.0		15.0			
Diisopropyl ether	0.2191 0.2516	0.2175	0.2239	0.2353	0.2420	Ave		0.2316				5.9		15.0			
2-Chloro-1,3-butadiene	0.4097 0.4808	0.4313	0.4332	0.4511	0.4791	Ave		0.4475				6.3		15.0			
Ethyl t-butyl ether	0.6829 0.8078	0.6919	0.7065	0.7495	0.7928	Ave		0.7386				7.2		15.0			
Ethyl acetate	0.0454 0.0386	0.0420	0.0400	0.0384	0.0399	Ave		0.0407				6.5		15.0			
Propionitrile	0.0300 0.0308	0.0304	0.0304	0.0300	0.0312	Ave		0.0305				1.5		15.0			
Methacrylonitrile	0.1385 0.1391	0.1353	0.1382	0.1351	0.1407	Ave		0.1378				1.6		15.0			
Tert-amyl methyl ether	0.5203 0.6510	0.5310	0.5610	0.5911	0.6290	Ave		0.5805				9.1		15.0			
n-Butanol	0.0047 0.0051	0.0051	0.0048	0.0051	0.0055	Ave		0.0050				5.5		15.0			
Ethyl acrylate	0.1554 0.2065	0.1724	0.1846	0.1820	0.2007	Ave		0.1836				10.0		15.0			
Methyl methacrylate	0.1462 0.1803	0.1497	0.1652	0.1627	0.1757	Ave		0.1633				8.3		15.0			
2-Nitropropane	0.0339 0.0445	0.0334	0.0347	0.0344	0.0386	Ave		0.0366				12.0		15.0			
n-Butyl acetate	0.0334 0.0435	0.0317	0.0355	0.0368	0.0407	Ave		0.0369				12.0		15.0			
1-Chlorohexane	0.3174 0.4149	0.3303	0.3543	0.3624	0.3959	Ave		0.3625				10.0		15.0			
Cyclohexanone	0.0093 0.0109	0.0087	0.0099	0.0103	0.0109	Ave		0.0100				8.9		15.0			

Note: The m1 coefficient is the same as Ave RRF for an Ave curve type.

FORM VI
GC/MS VOA INITIAL CALIBRATION DATA
INTERNAL STANDARD CURVE EVALUATION

Lab Name: TestAmerica Canton Job No.: 240-49697-1 Analy Batch No.: 172365

SDG No.:

Instrument ID: A3UX17 GC Column: DB-624 ID: 0.18(mm) Heated Purge: (Y/N) N

Calibration Start Date: 03/17/2015 12:52 Calibration End Date: 03/17/2015 14:46 Calibration ID: 27403

ANALYTE	RRF					CURVE TYPE	COEFFICIENT			#	MIN RRF	%RSD	#	MAX %RSD	R^2 OR COD	#	MIN R^2 OR COD
	LVL 1 LVL 6	LVL 2	LVL 3	LVL 4	LVL 5		B	M1	M2								
Pentachloroethane	0.1901 0.2668	0.1953	0.2155	0.2321	0.2536	Ave		0.2256				14.0		15.0			
1,2,3-Trimethylbenzene	2.0439 2.7279	2.1648	2.4394	2.5413	2.6683	Ave		2.4309				11.0		15.0			
Benzyl chloride	0.1083 0.2044	0.1053	0.1154	0.1381	0.1709	Lin	-0.194	0.1754							0.9900		0.9900
1,3,5-Trichlorobenzene	1.0546 1.0317	1.0033	1.0094	1.0320	1.0384	Ave		1.0282				1.8		15.0			
2-Methylnaphthalene	0.5506 1.0379	0.6320	0.8456	1.0148	1.1142	Lin1	-1.356	1.0777							0.9970		0.9900

Note: The m1 coefficient is the same as Ave RRF for an Ave curve type.

FORM V
GC/MS VOA INSTRUMENT PERFORMANCE CHECK
BROMOFLUOROBENZENE (BFB)

Lab Name: TestAmerica Canton Job No.: 240-49697-1

SDG No.:

Lab File ID: BFB552.D BFB Injection Date: 04/28/2015

Instrument ID: A3UX17 BFB Injection Time: 10:06

Analysis Batch No.: 178264

M/E	ION ABUNDANCE CRITERIA	% RELATIVE ABUNDANCE	
50	15.0 - 40.0 % of mass 95	19.9	
75	30.0 - 60.0 % of mass 95	49.8	
95	Base Peak, 100% relative abundance	100.0	
96	5.0 - 9.0 % of mass 95	6.9	
173	Less than 2.0 % of mass 174	0.7	(0.9)1
174	50.0 - 120.00 % of mass 95	81.3	
175	5.0 - 9.0 % of mass 174	5.8	(7.1)1
176	95.0 - 101.0 % of mass 174	78.3	(96.3)1
177	5.0 - 9.0 % of mass 176	5.5	(7.0)2

1-Value is % mass 174 2-Value is % mass 176

THIS CHECK APPLIES TO THE FOLLOWING SAMPLES, MS, MSD, BLANKS AND STANDARDS:

CLIENT SAMPLE ID	LAB SAMPLE ID	LAB FILE ID	DATE ANALYZED	TIME ANALYZED
	CCVIS 240-178264/2	UXR0208.D	04/28/2015	10:42
	CCV 240-178264/3	UXR0209.D	04/28/2015	11:05
	LCS 240-178264/4	UXR0210.D	04/28/2015	11:28
	MB 240-178264/6	UXR0212.D	04/28/2015	12:13
TB-042215	240-49697-98	UXR0229.D	04/28/2015	18:48
	240-49714-D-7 MS	UXR0233.D	04/28/2015	20:19
	240-49714-E-7 MSD	UXR0234.D	04/28/2015	20:42

FORM VII
GC/MS VOA CONTINUING CALIBRATION DATA

Lab Name: TestAmerica Canton Job No.: 240-49697-1

SDG No.:

Lab Sample ID: CCVIS 240-178264/2 Calibration Date: 04/28/2015 10:42

Instrument ID: A3UX17 Calib Start Date: 03/17/2015 08:28

GC Column: DB-624 ID: 0.18(mm) Calib End Date: 03/17/2015 11:54

Lab File ID: UXR0208.D Conc. Units: ng/uL Heated Purge: (Y/N) N

ANALYTE	CURVE TYPE	AVE RRF	RRF	MIN RRF	CALC AMOUNT	SPIKE AMOUNT	%D	MAX %D
Dichlorodifluoromethane	Ave	0.2986	0.2725		0.00913	0.0100	-8.7	50.0
Chloromethane	Ave	0.3827	0.4160	0.1000	0.0109	0.0100	8.7	50.0
Vinyl chloride	Ave	0.3638	0.3472		0.00954	0.0100	-4.6	20.0
Butadiene	Ave	0.3550	0.3330		0.00938	0.0100	-6.2	50.0
Bromomethane	Lin1		0.0880		0.00524	0.0100	-47.6	50.0
Chloroethane	Lin1		0.1195		0.00569	0.0100	-43.1	50.0
Dichlorofluoromethane	Ave	0.4756	0.4126		0.00868	0.0100	-13.2	50.0
Trichlorofluoromethane	Ave	0.3829	0.3487		0.00911	0.0100	-8.9	50.0
Ethyl ether	Ave	0.2177	0.2261		0.0104	0.0100	3.9	50.0
Acrolein	Ave	0.0191	0.0271		0.0708	0.0500	41.7	50.0
1,1-Dichloroethene	Ave	0.2481	0.2268		0.00914	0.0100	-8.6	20.0
1,1,2-Trichloro-1,2,2-trifluoroethane	Ave	0.2188	0.1878		0.00858	0.0100	-14.2	50.0
Acetone	Lin1		0.0788		0.0225	0.0200	12.4	50.0
Iodomethane	Ave	0.4044	0.3345		0.00827	0.0100	-17.3	50.0
Carbon disulfide	Ave	0.7089	0.6541		0.00923	0.0100	-7.7	50.0
3-Chloro-1-propene	Ave	0.1464	0.1373		0.00938	0.0100	-6.2	50.0
Methyl acetate	Ave	0.1702	0.1932		0.0568	0.0500	13.5	50.0
Methylene Chloride	Lin1		0.2838		0.00987	0.0100	-1.3	50.0
tert-Butyl alcohol (TBA)	Ave	0.0143	0.0091		0.0638	0.100	-36.2	50.0
Acrylonitrile	Ave	0.0860	0.0988		0.115	0.100	14.9	50.0
Methyl tert-butyl ether	Ave	0.6774	0.5427		0.00801	0.0100	-19.9	50.0
trans-1,2-Dichloroethene	Ave	0.2862	0.2794		0.00976	0.0100	-2.4	50.0
Hexane	Ave	0.0627	0.0517		0.00824	0.0100	-17.6	20.0
1,1-Dichloroethane	Ave	0.4968	0.4804	0.1000	0.00967	0.0100	-3.3	50.0
Vinyl acetate	Ave	0.1777	0.1635		0.00883	0.00960	-8.0	50.0
2,2-Dichloropropane	Ave	0.2898	0.2355		0.00813	0.0100	-18.7	50.0
2-Butanone (MEK)	Ave	0.0864	0.0928		0.0215	0.0200	7.3	50.0
cis-1,2-Dichloroethene	Ave	0.2992	0.2836		0.00948	0.0100	-5.2	50.0
Bromochloromethane	Ave	0.1448	0.1374		0.00949	0.0100	-5.1	50.0
Tetrahydrofuran	Ave	0.0577	0.0544		0.0188	0.0200	-5.8	50.0
Chloroform	Ave	0.4612	0.4412		0.00957	0.0100	-4.3	20.0
1,1,1-Trichloroethane	Ave	0.3707	0.3216		0.00868	0.0100	-13.2	50.0
Cyclohexane	Ave	0.4690	0.4513		0.00962	0.0100	-3.8	50.0
1,1-Dichloropropene	Ave	0.3266	0.3346		0.0102	0.0100	2.4	50.0
Carbon tetrachloride	Ave	0.3186	0.3005		0.00943	0.0100	-5.7	50.0
Isobutyl alcohol	Ave	0.0076	0.0079		0.259	0.250	3.6	50.0
Benzene	Ave	1.077	1.116		0.0104	0.0100	3.6	50.0
1,2-Dichloroethane	Ave	0.3417	0.3579		0.0105	0.0100	4.7	50.0
n-Heptane	Ave	0.0525	0.0444		0.00845	0.0100	-15.5	50.0
Trichloroethene	Ave	0.2851	0.2772		0.00972	0.0100	-2.8	50.0

FORM VII 8260B

FORM VII
GC/MS VOA CONTINUING CALIBRATION DATA

Lab Name: TestAmerica Canton Job No.: 240-49697-1

SDG No.:

Lab Sample ID: CCVIS 240-178264/2 Calibration Date: 04/28/2015 10:42

Instrument ID: A3UX17 Calib Start Date: 03/17/2015 08:28

GC Column: DB-624 ID: 0.18(mm) Calib End Date: 03/17/2015 11:54

Lab File ID: UXR0208.D Conc. Units: ng/uL Heated Purge: (Y/N) N

ANALYTE	CURVE TYPE	AVE RRF	RRF	MIN RRF	CALC AMOUNT	SPIKE AMOUNT	%D	MAX %D
Methylcyclohexane	Ave	0.4089	0.3621		0.00886	0.0100	-11.4	50.0
1,2-Dichloropropane	Ave	0.2464	0.2645		0.0107	0.0100	7.3	20.0
1,4-Dioxane	Ave	0.0019	0.0012		0.125	0.200	-37.5	50.0
Dibromomethane	Ave	0.1330	0.1417		0.0107	0.0100	6.5	50.0
Bromodichloromethane	Ave	0.2909	0.3010		0.0103	0.0100	3.5	50.0
2-Chloroethyl vinyl ether	Ave	0.1082	0.1095		0.0203	0.0200	1.3	50.0
cis-1,3-Dichloropropene	Ave	0.3053	0.3049		0.00999	0.0100	-0.1	50.0
4-Methyl-2-pentanone (MIBK)	Ave	0.1645	0.1679		0.0204	0.0200	2.1	50.0
Toluene	Ave	1.462	1.675		0.0115	0.0100	14.6	20.0
trans-1,3-Dichloropropene	Ave	0.3324	0.3529		0.0106	0.0100	6.2	50.0
Ethyl methacrylate	Ave	0.2567	0.2778		0.0108	0.0100	8.2	50.0
1,1,2-Trichloroethane	Ave	0.2656	0.3058		0.0115	0.0100	15.1	50.0
Tetrachloroethene	Ave	0.3065	0.3232		0.0105	0.0100	5.5	50.0
1,3-Dichloropropane	Ave	0.4593	0.5395		0.0117	0.0100	17.4	50.0
2-Hexanone	Ave	0.1417	0.1672		0.0236	0.0200	18.0	50.0
Dibromochloromethane	Ave	0.2703	0.3015		0.0112	0.0100	11.5	50.0
1,2-Dibromoethane	Ave	0.2488	0.2703		0.0109	0.0100	8.6	50.0
Chlorobenzene	Ave	0.9841	1.041	0.3000	0.0106	0.0100	5.8	50.0
1,1,1,2-Tetrachloroethane	Ave	0.3359	0.3471		0.0103	0.0100	3.3	50.0
Ethylbenzene	Ave	0.5077	0.5548		0.0109	0.0100	9.3	20.0
m-Xylene & p-Xylene	Ave	0.6389	0.7022		0.0110	0.0100	9.9	50.0
o-Xylene	Ave	0.6360	0.6807		0.0107	0.0100	7.0	50.0
Styrene	Ave	0.9489	1.062		0.0112	0.0100	11.9	50.0
Bromoform	Ave	0.1572	0.1621	0.1000	0.0103	0.0100	3.1	50.0
Isopropylbenzene	Ave	1.649	1.676		0.0102	0.0100	1.6	50.0
1,1,2,2-Tetrachloroethane	Ave	0.5473	0.6251	0.3000	0.0114	0.0100	14.2	50.0
Bromobenzene	Ave	0.7231	0.7278		0.0101	0.0100	0.7	50.0
1,2,3-Trichloropropane	Ave	0.1851	0.1985		0.0107	0.0100	7.2	50.0
trans-1,4-Dichloro-2-butene	Ave	0.1538	0.1578		0.0103	0.0100	2.5	50.0
N-Propylbenzene	Ave	0.7431	0.7974		0.0107	0.0100	7.3	50.0
2-Chlorotoluene	Ave	0.6642	0.6895		0.0104	0.0100	3.8	50.0
1,3,5-Trimethylbenzene	Ave	2.248	2.385		0.0106	0.0100	6.1	50.0
4-Chlorotoluene	Ave	0.6956	0.7522		0.0108	0.0100	8.1	50.0
tert-Butylbenzene	Ave	1.960	1.979		0.0101	0.0100	1.0	50.0
1,2,4-Trimethylbenzene	Ave	2.370	2.536		0.0107	0.0100	7.0	50.0
sec-Butylbenzene	Ave	2.633	2.693		0.0102	0.0100	2.3	50.0
1,3-Dichlorobenzene	Ave	1.475	1.467		0.00995	0.0100	-0.5	50.0
p-Isopropyltoluene	Ave	2.383	2.400		0.0101	0.0100	0.7	50.0
1,4-Dichlorobenzene	Ave	1.503	1.496		0.00995	0.0100	-0.5	50.0
n-Butylbenzene	Ave	1.929	1.871		0.00970	0.0100	-3.0	50.0
1,2-Dichlorobenzene	Ave	1.418	1.446		0.0102	0.0100	2.0	50.0

FORM VII
GC/MS VOA CONTINUING CALIBRATION DATA

Lab Name: TestAmerica Canton Job No.: 240-49697-1

SDG No.:

Lab Sample ID: CCVIS 240-178264/2 Calibration Date: 04/28/2015 10:42

Instrument ID: A3UX17 Calib Start Date: 03/17/2015 08:28

GC Column: DB-624 ID: 0.18(mm) Calib End Date: 03/17/2015 11:54

Lab File ID: UXR0208.D Conc. Units: ng/uL Heated Purge: (Y/N) N

ANALYTE	CURVE TYPE	AVE RRF	RRF	MIN RRF	CALC AMOUNT	SPIKE AMOUNT	%D	MAX %D
1,2-Dibromo-3-Chloropropane	Ave	0.0894	0.0844		0.00944	0.0100	-5.6	50.0
1,2,4-Trichlorobenzene	Ave	0.8547	0.6427		0.00752	0.0100	-24.8	50.0
Hexachlorobutadiene	Lin1		0.2741		0.00900	0.0100	-10.0	50.0
Naphthalene	Ave	1.668	1.348		0.00808	0.0100	-19.2	50.0
1,2,3-Trichlorobenzene	Ave	0.7566	0.6308		0.00834	0.0100	-16.6	50.0
Dibromofluoromethane (Surr)	Ave	0.2373	0.2235		0.00942	0.0100	-5.8	50.0
1,2-Dichloroethane-d4 (Surr)	Ave	0.2792	0.2720		0.00974	0.0100	-2.6	50.0
Toluene-d8 (Surr)	Ave	1.250	1.347		0.0108	0.0100	7.8	50.0
4-Bromofluorobenzene (Surr)	Ave	0.4764	0.4500		0.00945	0.0100	-5.5	50.0

FORM II
PCBS SURROGATE RECOVERY

Lab Name: TestAmerica Canton Job No.: 240-49697-1

SDG No.:

Matrix: Solid Level: Low

GC Column (1): CLP-2 ID: 0.53(mm) GC Column (2): ID:

Client Sample ID	Lab Sample ID	TCX2 #	TCX1 #	DCB2 #	DCB1 #
DR-SB-230-0-3	240-49697-1		22 X		34
DR-SB-230-24-27	240-49697-2		71		83
DR-SB-230-36-39	240-49697-3		51		62
DR-SB-230-48-51	240-49697-4		51		54
DR-SB-235-0-3	240-49697-5		61		73
DR-SB-235-24-27	240-49697-6		67		84
DR-SB-235-36-39	240-49697-7		73		97
DR-SB-235-48-51	240-49697-8		51		53
DR-SB-239-0-3	240-49697-9		56		58
DR-SB-239-24-27	240-49697-10		74		90
DR-SB-239-36-39	240-49697-11		77		99
DR-SB-239-48-51	240-49697-12		46		55
DR-SB-244-0-3	240-49697-13		73		79
DR-SB-244-24-27	240-49697-14		85		152
DR-SB-244-36-39	240-49697-15		73		99
DR-SB-244-48-51	240-49697-16		72		88
DR-SB-249-0-3	240-49697-17		92		113
DR-SB-249-24-27	240-49697-18		76		103
DR-SB-249-36-39	240-49697-19		79		82
DR-SB-249-48-51	240-49697-20		98		129
DR-SB-243-0-3	240-49697-21		78		68
DR-SB-243-24-27	240-49697-22		79		93
DR-SB-243-36-39	240-49697-23		118		96
DR-SB-243-48-51	240-49697-24	70		82	
DR-SB-248-0-3	240-49697-25	66		93	
DR-SB-248-24-27	240-49697-26	51		68	
DR-SB-248-36-39	240-49697-27	69		83	
DR-SB-248-48-51	240-49697-28	66		71	
DR-SB-238-0-3	240-49697-29	72		139	
DR-SB-238-24-27	240-49697-30	63		396 X	
DR-SB-238-36-39	240-49697-31	45		597 X	
DR-SB-238-48-51	240-49697-32	58		145	
DR-SB-234-0-3	240-49697-33	73		79	
DR-SB-234-24-27	240-49697-34		112		379 X
DR-SB-234-36-39	240-49697-35		86		121

	QC LIMITS
TCX = Tetrachloro-m-xylene	29-151
DCB = DCB Decachlorobiphenyl	14-163

Column to be used to flag recovery values

FORM II 8082A

FORM II
PCBS SURROGATE RECOVERY

Lab Name: TestAmerica Canton Job No.: 240-49697-1

SDG No.:

Matrix: Solid Level: Low

GC Column (1): CLP-2 ID: 0.53(mm) GC Column (2): ID:

Client Sample ID	Lab Sample ID	TCX2 #	TCX1 #	DCB2 #	DCB1 #
DR-SB-234-48-51	240-49697-36		87		110
DR-SB-229-0-3	240-49697-37		78		98
DR-SB-229-24-27	240-49697-38		86		94
DR-SB-229-36-39	240-49697-39		61		78
DR-SB-229-48-51	240-49697-40		65		73
DR-SB-233-0-3	240-49697-41		91		119
DR-SB-233-24-27	240-49697-42		69		85
DR-SB-233-36-39	240-49697-43		71		78
DR-SB-233-48-51	240-49697-44	74		127	
DR-SB-228-0-3	240-49697-45	89		127	
DR-SB-228-24-27	240-49697-46	70		96	
DR-SB-228-36-39	240-49697-47		100		124
DR-SB-228-48-51	240-49697-48		104		380 X
DR-SB-242-0-3	240-49697-49		0 X		0 X
DR-SB-242-24-27	240-49697-50		116		155
DR-SB-242-36-39	240-49697-51		0 X		0 X
DR-SB-242-48-51	240-49697-52		88		119
DR-SB-247-0-3	240-49697-53		93		118
DR-SB-247-24-27	240-49697-54		91		316 X
DR-SB-247-36-39	240-49697-55		122		396 X
DR-SB-247-48-51	240-49697-56		84		145
DR-SB-241-0-3	240-49697-57		100		203 X
DR-SB-241-24-27	240-49697-58		83		129
DR-SB-241-36-39	240-49697-59		88		121
DR-SB-241-48-51	240-49697-60		92		203 X
DR-SB-237-0-3	240-49697-61		85		205 X
DR-SB-237-24-27	240-49697-62		84		152
DR-SB-237-36-39	240-49697-63		55		82
DR-SB-237-48-51	240-49697-64		61		69
DR-SB-232-0-3	240-49697-65		41		86
DR-SB-232-24-27	240-49697-66		68		81
DR-SB-232-36-39	240-49697-67		57		84
DR-SB-232-48-51	240-49697-68		69		94
DR-SB-231-0-3	240-49697-69		36		53
DR-SB-231-24-27	240-49697-70		73		76

100X

500X

5X

	QC LIMITS
TCX = Tetrachloro-m-xylene	29-151
DCB = DCB Decachlorobiphenyl	14-163

Column to be used to flag recovery values

FORM II 8082A

FORM II
PCBS SURROGATE RECOVERY

Lab Name: TestAmerica Canton Job No.: 240-49697-1

SDG No.:

Matrix: Solid Level: Low

GC Column (1): CLP-2 ID: 0.53(mm) GC Column (2): ID:

Client Sample ID	Lab Sample ID	TCX2 #	TCX1 #	DCB2 #	DCB1 #
DR-SB-231-36-39	240-49697-71		85		95
DR-SB-231-48-51	240-49697-72		61		70
DR-SB-246-0-3	240-49697-73		271 X		1199 X
DR-SB-246-24-27	240-49697-74		112		124
DR-SB-246-36-39	240-49697-75		68		101
DR-SB-246-48-51	240-49697-76		75		92
DR-SB-236-0-3	240-49697-77		66		69
DR-SB-236-24-27	240-49697-78		98		78
DR-SB-236-36-39	240-49697-79		74		87
DR-SB-236-48-51	240-49697-80		68		117
DR-SB-240-0-3	240-49697-81		64		65
DR-SB-240-24-27	240-49697-82		53		102
DR-SB-240-36-39	240-49697-83		53		61
DR-SB-240-48-51	240-49697-84		31		26
DR-SB-245-0-3	240-49697-85		68		96
DR-SB-245-24-27	240-49697-86		77		82
DR-SB-245-36-39	240-49697-87		89		90
DR-SB-245-48-51	240-49697-88		121		186 X
DR-SB-227-0-3	240-49697-89		75		88
DR-SB-227-24-27	240-49697-90		107		217 X
DR-SB-227-36-39	240-49697-91		37		40
DR-SB-227-48-51	240-49697-92		31		26
DR-SB-226-0-3	240-49697-93		69		79
DR-SB-226-24-27	240-49697-94		83		88
DR-SB-226-36-39	240-49697-95		47		46
DR-SB-226-48-51	240-49697-96		48		52
DR-WC-S-TP80	240-49697-97		65		69
	MB 240-177799/21-A	55		74	
	MB 240-178224/23-A		64		79
	MB 240-178225/23-A		83		90
	MB 240-178226/23-A		72		75
	MB 240-178437/21-A		75		82

100X

5X

	QC LIMITS
TCX = Tetrachloro-m-xylene	29-151
DCB = DCB Decachlorobiphenyl	14-163

Column to be used to flag recovery values

FORM II 8082A

FORM II
PCBS SURROGATE RECOVERY

Lab Name: TestAmerica Canton Job No.: 240-49697-1

SDG No.:

Matrix: Solid Level: Low

GC Column (1): CLP-1 ID: 0.53(mm) GC Column (2): CLP-1 ID: 0.53(mm)

Client Sample ID	Lab Sample ID	TCX2 #	TCX1 #	DCB2 #	DCB1 #
	MB 240-178626/23-A	73		96	
	MB 240-178813/23-A		86		101
	MB 240-179092/23-A		60		58
	LCS 240-177799/22-A	79		85	
	LCS 240-178224/24-A		73		87
	LCS 240-178225/24-A		91		115
	LCS 240-178226/24-A		89		100
	LCS 240-178437/22-A		81		103
	LCS 240-178626/24-A	77		107	
	LCS 240-178813/24-A		94		120
	LCS 240-179092/24-A		56		60
DR-SB-239-48-51 MS	240-49697-12 MS		33		31
DR-SB-234-0-3 MS	240-49697-33 MS	67		85	
DR-SB-233-24-27 MS	240-49697-42 MS		82		101
DR-SB-237-24-27 MS	240-49697-62 MS		78		170 X
DR-SB-227-0-3 MS	240-49697-89 MS		70		78
DR-SB-239-48-51 MSD	240-49697-12 MSD		40		31
DR-SB-234-0-3 MSD	240-49697-33 MSD	37		50	
DR-SB-233-24-27 MSD	240-49697-42 MSD		94		98
DR-SB-237-24-27 MSD	240-49697-62 MSD		103		150
DR-SB-227-0-3 MSD	240-49697-89 MSD		67		68

	QC LIMITS
TCX = Tetrachloro-m-xylene	29-151
DCB = DCB Decachlorobiphenyl	14-163

Column to be used to flag recovery values

FORM II 8082A

FORM IV
PCBS METHOD BLANK SUMMARY

Lab Name: TestAmerica Canton Job No.: 240-49697-1

SDG No.:

Lab Sample ID: MB 240-177799/21-A

Matrix: Solid Date Extracted: 04/24/2015 09:33

Lab File ID:(1) Lab File ID:(2) P1200029.D

Date Analyzed:(1) Date Analyzed:(2) 04/28/2015 15:11

Instrument ID:(1) Instrument ID:(2) A2HP12

GC Column:(1) ID: GC Column:(2) CLP-1 ID: 0.53(mm)

THIS METHOD BLANK APPLIES TO THE FOLLOWING SAMPLES:

CLIENT SAMPLE ID	LAB SAMPLE ID	DATE ANALYZED 1	DATE ANALYZED 2
DR-SB-243-48-51	240-49697-24		04/28/2015 10:03
DR-SB-248-0-3	240-49697-25		04/28/2015 10:21
DR-SB-248-24-27	240-49697-26		04/28/2015 10:39
DR-SB-248-36-39	240-49697-27		04/28/2015 10:57
DR-SB-248-48-51	240-49697-28		04/28/2015 11:15
DR-SB-238-0-3	240-49697-29		04/28/2015 11:34
DR-SB-238-24-27	240-49697-30		04/28/2015 11:52
DR-SB-238-36-39	240-49697-31		04/28/2015 12:10
DR-SB-238-48-51	240-49697-32		04/28/2015 12:28
DR-SB-234-0-3	240-49697-33		04/28/2015 12:46
DR-SB-234-0-3 MS	240-49697-33 MS		04/28/2015 13:04
DR-SB-234-0-3 MSD	240-49697-33 MSD		04/28/2015 13:22
	LCS 240-177799/22-A		04/28/2015 15:29

FORM I
PCBS ORGANICS ANALYSIS DATA SHEET

Lab Name: TestAmerica Canton
Job No.: 240-49697-1
SDG No.:
Client Sample ID:
Lab Sample ID: MB 240-177799/21-A
Matrix: Solid
Lab File ID: P1200029.D
Analysis Method: 8082A
Date Collected:
Extraction Method: 3540C
Date Extracted: 04/24/2015 09:33
Sample wt/vol: 30(g)
Date Analyzed: 04/28/2015 15:11
Con. Extract Vol.: 10(mL)
Dilution Factor: 1
Injection Volume: 1(uL)
GC Column: CLP-1 ID: 0.53(mm)
% Moisture:
GPC Cleanup:(Y/N) N
Analysis Batch No.: 178247
Units: ug/Kg

CAS NO.	COMPOUND NAME	RESULT	Q	RL	MDL
12674-11-2	Aroclor-1016	12	U	33	12
11104-28-2	Aroclor-1221	16	U	33	16
11141-16-5	Aroclor-1232	20	U	33	20
53469-21-9	Aroclor-1242	11	U	33	11
12672-29-6	Aroclor-1248	8.0	U	33	8.0
11097-69-1	Aroclor-1254	14	U	33	14
11096-82-5	Aroclor-1260	9.0	U	33	9.0

CAS NO.	SURROGATE	%REC	Q	LIMITS
877-09-8	Tetrachloro-m-xylene	55		29-151
2051-24-3	DCB Decachlorobiphenyl	74		14-163

FORM III
PCBS LAB CONTROL SAMPLE RECOVERY

Lab Name: TestAmerica Canton Job No.: 240-49697-1

SDG No.:

Matrix: Solid Level: Low Lab File ID: P1200030.D

Lab ID: LCS 240-177799/22-A Client ID:

COMPOUND	SPIKE ADDED (ug/Kg)	LCS CONCENTRATION (ug/Kg)	LCS % REC	QC LIMITS REC	#
Aroclor-1016	333	253	76	62-120	
Aroclor-1260	333	222	67	56-122	

Column to be used to flag recovery and RPD values

FORM III 8082A

FORM III
PCBS MATRIX SPIKE RECOVERY

Lab Name: TestAmerica Canton Job No.: 240-49697-1

SDG No.:

Matrix: Solid Level: Low Lab File ID: P1200022.D

Lab ID: 240-49697-33 MS Client ID: DR-SB-234-0-3 MS

COMPOUND	SPIKE ADDED (ug/Kg)	SAMPLE CONCENTRATION (ug/Kg)	MS CONCENTRATION (ug/Kg)	MS % REC	QC LIMITS REC	#
Aroclor-1016	394	15 U	259	66	22-157	
Aroclor-1260	394	110	327	55	13-161	

Column to be used to flag recovery and RPD values

FORM III 8082A

FORM III
PCBS MATRIX SPIKE DUPLICATE RECOVERY

Lab Name: TestAmerica Canton Job No.: 240-49697-1

SDG No.:

Matrix: Solid Level: Low Lab File ID: P1200023.D

Lab ID: 240-49697-33 MSD Client ID: DR-SB-234-0-3 MSD

COMPOUND	SPIKE ADDED (ug/Kg)	MSD CONCENTRATION (ug/Kg)	MSD % REC	% RPD	QC LIMITS RPD	QC LIMITS REC	#
Aroclor-1016	401	186	46	33	30	22-157	F2
Aroclor-1260	401	135	6	83	30	13-161	F1 F2

Column to be used to flag recovery and RPD values

FORM III 8082A

FORM IV
PCBS METHOD BLANK SUMMARY

Lab Name: TestAmerica Canton Job No.: 240-49697-1

SDG No.:

Lab Sample ID: MB 240-178224/23-A

Matrix: Solid Date Extracted: 04/28/2015 07:26

Lab File ID:(1) P1300019.D Lab File ID:(2)

Date Analyzed:(1) 05/03/2015 17:57 Date Analyzed:(2)

Instrument ID:(1) A2HP13 Instrument ID:(2)

GC Column:(1) CLP-2 ID: 0.53(mm) GC Column:(2) ID:

THIS METHOD BLANK APPLIES TO THE FOLLOWING SAMPLES:

CLIENT SAMPLE ID	LAB SAMPLE ID	DATE ANALYZED 1	DATE ANALYZED 2
DR-SB-231-24-27	240-49697-70	05/03/2015 15:13	
DR-SB-231-48-51	240-49697-72	05/03/2015 15:46	
DR-SB-246-0-3	240-49697-73	05/03/2015 16:02	
DR-SB-246-24-27	240-49697-74	05/03/2015 16:19	
DR-SB-236-0-3	240-49697-77	05/03/2015 17:08	
DR-SB-236-24-27	240-49697-78	05/03/2015 17:24	
	LCS 240-178224/24-A	05/03/2015 18:14	
DR-SB-236-48-51	240-49697-80	05/03/2015 18:46	
DR-SB-240-0-3	240-49697-81	05/03/2015 19:03	
DR-SB-240-24-27	240-49697-82	05/03/2015 19:19	
DR-SB-240-48-51	240-49697-84	05/03/2015 19:52	
DR-SB-245-0-3	240-49697-85	05/03/2015 20:08	
DR-SB-245-24-27	240-49697-86	05/03/2015 20:25	
DR-SB-245-36-39	240-49697-87	05/03/2015 20:41	
DR-SB-227-0-3	240-49697-89	05/03/2015 21:14	
DR-SB-227-0-3 MS	240-49697-89 MS	05/03/2015 21:31	
DR-SB-227-0-3 MSD	240-49697-89 MSD	05/03/2015 21:47	
DR-SB-231-36-39	240-49697-71	05/05/2015 17:10	
DR-SB-246-36-39	240-49697-75	05/05/2015 17:43	
DR-SB-246-48-51	240-49697-76	05/05/2015 18:00	
DR-SB-236-36-39	240-49697-79	05/05/2015 18:16	
DR-SB-240-36-39	240-49697-83	05/05/2015 18:49	
DR-SB-245-48-51	240-49697-88	05/05/2015 19:22	

FORM I
PCBS ORGANICS ANALYSIS DATA SHEET

Lab Name: TestAmerica Canton
Job No.: 240-49697-1
SDG No.:
Client Sample ID:
Lab Sample ID: MB 240-178224/23-A
Matrix: Solid
Lab File ID: P1300019.D
Analysis Method: 8082A
Date Collected:
Extraction Method: 3540C
Date Extracted: 04/28/2015 07:26
Sample wt/vol: 30(g)
Date Analyzed: 05/03/2015 17:57
Con. Extract Vol.: 10(mL)
Dilution Factor: 1
Injection Volume: 1(uL)
GC Column: CLP-2 ID: 0.53(mm)
% Moisture:
GPC Cleanup:(Y/N) N
Analysis Batch No.: 178932
Units: ug/Kg

CAS NO.	COMPOUND NAME	RESULT	Q	RL	MDL
12674-11-2	Aroclor-1016	12	U	33	12
11104-28-2	Aroclor-1221	16	U	33	16
11141-16-5	Aroclor-1232	20	U	33	20
53469-21-9	Aroclor-1242	11	U	33	11
12672-29-6	Aroclor-1248	8.0	U	33	8.0
11097-69-1	Aroclor-1254	14	U	33	14
11096-82-5	Aroclor-1260	9.0	U	33	9.0

CAS NO.	SURROGATE	%REC	Q	LIMITS
877-09-8	Tetrachloro-m-xylene	64		29-151
2051-24-3	DCB Decachlorobiphenyl	79		14-163

FORM III
PCBS LAB CONTROL SAMPLE RECOVERY

Lab Name: TestAmerica Canton Job No.: 240-49697-1

SDG No.:

Matrix: Solid Level: Low Lab File ID: P1300020.D

Lab ID: LCS 240-178224/24-A Client ID:

COMPOUND	SPIKE ADDED (ug/Kg)	LCS CONCENTRATION (ug/Kg)	LCS % REC	QC LIMITS REC	#
Aroclor-1016	333	235	70	62-120	
Aroclor-1260	333	273	82	56-122	

Column to be used to flag recovery and RPD values

FORM III 8082A

FORM III
PCBS MATRIX SPIKE RECOVERY

Lab Name: TestAmerica Canton Job No.: 240-49697-1

SDG No.:

Matrix: Solid Level: Low Lab File ID: P1300032.D

Lab ID: 240-49697-89 MS Client ID: DR-SB-227-0-3 MS

COMPOUND	SPIKE ADDED (ug/Kg)	SAMPLE CONCENTRATION (ug/Kg)	MS CONCENTRATION (ug/Kg)	MS % REC	QC LIMITS REC	#
Aroclor-1016	361	13 U	293	81	22-157	
Aroclor-1260	361	9.7 U	327	91	13-161	

Column to be used to flag recovery and RPD values

FORM III 8082A

FORM III
PCBS MATRIX SPIKE DUPLICATE RECOVERY

Lab Name: TestAmerica Canton Job No.: 240-49697-1

SDG No.:

Matrix: Solid Level: Low Lab File ID: P1300033.D

Lab ID: 240-49697-89 MSD Client ID: DR-SB-227-0-3 MSD

COMPOUND	SPIKE ADDED (ug/Kg)	MSD CONCENTRATION (ug/Kg)	MSD % REC	% RPD	QC LIMITS RPD	QC LIMITS REC	#
Aroclor-1016	359	287	80	2	30	22-157	
Aroclor-1260	359	315	88	4	30	13-161	

Column to be used to flag recovery and RPD values

FORM III 8082A

FORM IV
PCBS METHOD BLANK SUMMARY

Lab Name: TestAmerica Canton Job No.: 240-49697-1

SDG No.:

Lab Sample ID: MB 240-178225/23-A

Matrix: Solid Date Extracted: 04/28/2015 07:48

Lab File ID:(1) P1300029.D Lab File ID:(2)

Date Analyzed:(1) 04/30/2015 23:38 Date Analyzed:(2)

Instrument ID:(1) A2HP13 Instrument ID:(2)

GC Column:(1) CLP-2 ID: 0.53(mm) GC Column:(2) ID:

THIS METHOD BLANK APPLIES TO THE FOLLOWING SAMPLES:

CLIENT SAMPLE ID	LAB SAMPLE ID	DATE ANALYZED 1	DATE ANALYZED 2
DR-SB-227-24-27	240-49697-90	04/30/2015 20:54	
DR-SB-227-36-39	240-49697-91	04/30/2015 21:10	
DR-SB-227-48-51	240-49697-92	04/30/2015 21:27	
DR-SB-226-0-3	240-49697-93	04/30/2015 21:43	
DR-SB-226-48-51	240-49697-96	04/30/2015 22:32	
DR-WC-S-TP80	240-49697-97	04/30/2015 22:49	
DR-SB-230-0-3	240-49697-1	04/30/2015 23:05	
DR-SB-230-24-27	240-49697-2	04/30/2015 23:22	
DR-SB-230-48-51	240-49697-4	05/01/2015 00:27	
DR-SB-235-0-3	240-49697-5	05/01/2015 00:44	
DR-SB-235-24-27	240-49697-6	05/01/2015 01:00	
DR-SB-235-36-39	240-49697-7	05/01/2015 01:17	
DR-SB-235-48-51	240-49697-8	05/01/2015 01:33	
DR-SB-239-0-3	240-49697-9	05/01/2015 01:50	
DR-SB-239-24-27	240-49697-10	05/01/2015 02:06	
DR-SB-239-36-39	240-49697-11	05/01/2015 02:22	
	LCS 240-178225/24-A	05/01/2015 03:28	
DR-SB-226-24-27	240-49697-94	05/05/2015 21:00	
DR-SB-226-36-39	240-49697-95	05/05/2015 21:17	
DR-SB-230-36-39	240-49697-3	05/05/2015 21:33	
DR-SB-239-48-51	240-49697-12	05/05/2015 21:50	
DR-SB-239-48-51 MS	240-49697-12 MS	05/05/2015 22:06	
DR-SB-239-48-51 MSD	240-49697-12 MSD	05/05/2015 22:22	

FORM I
PCBS ORGANICS ANALYSIS DATA SHEET

Lab Name: TestAmerica Canton
Job No.: 240-49697-1
SDG No.:
Client Sample ID:
Lab Sample ID: MB 240-178225/23-A
Matrix: Solid
Lab File ID: P1300029.D
Analysis Method: 8082A
Date Collected:
Extraction Method: 3540C
Date Extracted: 04/28/2015 07:48
Sample wt/vol: 30(g)
Date Analyzed: 04/30/2015 23:38
Con. Extract Vol.: 10(mL)
Dilution Factor: 1
Injection Volume: 1(uL)
GC Column: CLP-2 ID: 0.53(mm)
% Moisture:
GPC Cleanup:(Y/N) N
Analysis Batch No.: 178728
Units: ug/Kg

CAS NO.	COMPOUND NAME	RESULT	Q	RL	MDL
12674-11-2	Aroclor-1016	12	U	33	12
11104-28-2	Aroclor-1221	16	U	33	16
11141-16-5	Aroclor-1232	20	U	33	20
53469-21-9	Aroclor-1242	11	U	33	11
12672-29-6	Aroclor-1248	8.0	U	33	8.0
11097-69-1	Aroclor-1254	14	U	33	14
11096-82-5	Aroclor-1260	9.0	U	33	9.0
37324-23-5	Aroclor-1262	10	U	33	10

CAS NO.	SURROGATE	%REC	Q	LIMITS
877-09-8	Tetrachloro-m-xylene	83		29-151
2051-24-3	DCB Decachlorobiphenyl	90		14-163

FORM III
PCBS LAB CONTROL SAMPLE RECOVERY

Lab Name: TestAmerica Canton Job No.: 240-49697-1

SDG No.:

Matrix: Solid Level: Low Lab File ID: P1300043.D

Lab ID: LCS 240-178225/24-A Client ID:

COMPOUND	SPIKE ADDED (ug/Kg)	LCS CONCENTRATION (ug/Kg)	LCS % REC	QC LIMITS REC	#
Aroclor-1016	333	288	86	62-120	
Aroclor-1260	333	347	104	56-122	

Column to be used to flag recovery and RPD values

FORM III 8082A

FORM III
PCBS MATRIX SPIKE RECOVERY

Lab Name: TestAmerica Canton Job No.: 240-49697-1

SDG No.:

Matrix: Solid Level: Low Lab File ID: P1300031.D

Lab ID: 240-49697-12 MS Client ID: DR-SB-239-48-51 MS

COMPOUND	SPIKE ADDED (ug/Kg)	SAMPLE CONCENTRATION (ug/Kg)	MS CONCENTRATION (ug/Kg)	MS % REC	QC LIMITS REC	#
Aroclor-1016	433	16 U	185	43	22-157	
Aroclor-1260	433	12 U	126	29	13-161	

Column to be used to flag recovery and RPD values

FORM III 8082A

FORM III
PCBS MATRIX SPIKE DUPLICATE RECOVERY

Lab Name: TestAmerica Canton Job No.: 240-49697-1

SDG No.:

Matrix: Solid Level: Low Lab File ID: P1300032.D

Lab ID: 240-49697-12 MSD Client ID: DR-SB-239-48-51 MSD

COMPOUND	SPIKE ADDED (ug/Kg)	MSD CONCENTRATION (ug/Kg)	MSD % REC	% RPD	QC LIMITS RPD	QC LIMITS REC	#
Aroclor-1016	434	231	53	NC	30	22-157	
Aroclor-1260	434	181	42	NC	30	13-161	

OK

Column to be used to flag recovery and RPD values

FORM III 8082A

FORM IV
PCBS METHOD BLANK SUMMARY

Lab Name: TestAmerica Canton Job No.: 240-49697-1

SDG No.:

Lab Sample ID: MB 240-178226/23-A

Matrix: Solid Date Extracted: 04/28/2015 08:06

Lab File ID:(1) P1300051.D Lab File ID:(2)

Date Analyzed:(1) 05/04/2015 02:43 Date Analyzed:(2)

Instrument ID:(1) A2HP13 Instrument ID:(2)

GC Column:(1) CLP-2 ID: 0.53(mm) GC Column:(2) ID:

THIS METHOD BLANK APPLIES TO THE FOLLOWING SAMPLES:

CLIENT SAMPLE ID	LAB SAMPLE ID	DATE ANALYZED 1	DATE ANALYZED 2
DR-SB-244-0-3	240-49697-13	05/03/2015 23:42	
DR-SB-244-36-39	240-49697-15	05/04/2015 00:15	
DR-SB-244-48-51	240-49697-16	05/04/2015 00:31	
DR-SB-249-36-39	240-49697-19	05/04/2015 01:21	
DR-SB-243-24-27	240-49697-22	05/04/2015 02:10	
DR-SB-243-36-39	240-49697-23	05/04/2015 02:26	
	LCS 240-178226/24-A	05/04/2015 02:59	
DR-SB-234-24-27	240-49697-34	05/04/2015 03:32	
DR-SB-234-36-39	240-49697-35	05/04/2015 03:48	
DR-SB-234-48-51	240-49697-36	05/04/2015 04:05	
DR-SB-229-0-3	240-49697-37	05/04/2015 04:21	
DR-SB-229-24-27	240-49697-38	05/04/2015 04:38	
DR-SB-229-48-51	240-49697-40	05/04/2015 05:10	
DR-SB-233-24-27	240-49697-42	05/04/2015 05:43	
DR-SB-233-24-27 MS	240-49697-42 MS	05/04/2015 06:00	
DR-SB-233-24-27 MSD	240-49697-42 MSD	05/04/2015 06:16	
DR-SB-244-24-27	240-49697-14	05/06/2015 19:23	
DR-SB-249-0-3	240-49697-17	05/06/2015 19:56	
DR-SB-249-24-27	240-49697-18	05/06/2015 20:28	
DR-SB-249-48-51	240-49697-20	05/06/2015 21:01	
DR-SB-243-0-3	240-49697-21	05/06/2015 21:18	
DR-SB-229-36-39	240-49697-39	05/06/2015 21:34	
DR-SB-233-0-3	240-49697-41	05/06/2015 21:51	

FORM I
PCBS ORGANICS ANALYSIS DATA SHEET

Lab Name: TestAmerica Canton
Job No.: 240-49697-1
SDG No.:
Client Sample ID:
Lab Sample ID: MB 240-178226/23-A
Matrix: Solid
Lab File ID: P1300051.D
Analysis Method: 8082A
Date Collected:
Extraction Method: 3540C
Date Extracted: 04/28/2015 08:06
Sample wt/vol: 30.00(g)
Date Analyzed: 05/04/2015 02:43
Con. Extract Vol.: 10(mL)
Dilution Factor: 1
Injection Volume: 1(uL)
GC Column: CLP-2 ID: 0.53(mm)
% Moisture:
GPC Cleanup:(Y/N) N
Analysis Batch No.: 178937
Units: ug/Kg

CAS NO.	COMPOUND NAME	RESULT	Q	RL	MDL
12674-11-2	Aroclor-1016	12	U	33	12
11104-28-2	Aroclor-1221	16	U	33	16
11141-16-5	Aroclor-1232	20	U	33	20
53469-21-9	Aroclor-1242	11	U	33	11
12672-29-6	Aroclor-1248	8.0	U	33	8.0
11097-69-1	Aroclor-1254	14	U	33	14
11096-82-5	Aroclor-1260	9.0	U	33	9.0

CAS NO.	SURROGATE	%REC	Q	LIMITS
877-09-8	Tetrachloro-m-xylene	72		29-151
2051-24-3	DCB Decachlorobiphenyl	75		14-163

FORM III
PCBS LAB CONTROL SAMPLE RECOVERY

Lab Name: TestAmerica Canton Job No.: 240-49697-1

SDG No.:

Matrix: Solid Level: Low Lab File ID: P1300052.D

Lab ID: LCS 240-178226/24-A Client ID:

COMPOUND	SPIKE ADDED (ug/Kg)	LCS CONCENTRATION (ug/Kg)	LCS % REC	QC LIMITS REC	#
Aroclor-1016	333	276	83	62-120	
Aroclor-1260	333	322	97	56-122	

Column to be used to flag recovery and RPD values

FORM III 8082A

FORM III
PCBS MATRIX SPIKE RECOVERY

Lab Name: TestAmerica Canton Job No.: 240-49697-1

SDG No.:

Matrix: Solid Level: Low Lab File ID: P1300063.D

Lab ID: 240-49697-42 MS Client ID: DR-SB-233-24-27 MS

COMPOUND	SPIKE ADDED (ug/Kg)	SAMPLE CONCENTRATION (ug/Kg)	MS CONCENTRATION (ug/Kg)	MS % REC	QC LIMITS REC	#
Aroclor-1016	373	14 U	259	69	22-157	
Aroclor-1260	373	11 J	301	78	13-161	

Column to be used to flag recovery and RPD values

FORM III 8082A

FORM III
PCBS MATRIX SPIKE DUPLICATE RECOVERY

Lab Name: TestAmerica Canton Job No.: 240-49697-1

SDG No.:

Matrix: Solid Level: Low Lab File ID: P1300064.D

Lab ID: 240-49697-42 MSD Client ID: DR-SB-233-24-27 MSD

COMPOUND	SPIKE ADDED (ug/Kg)	MSD CONCENTRATION (ug/Kg)	MSD % REC	% RPD	QC LIMITS		#
					RPD	REC	
Aroclor-1016	377	288	77	11	30	22-157	
Aroclor-1260	377	365	94	19	30	13-161	

Column to be used to flag recovery and RPD values

FORM III 8082A

FORM IV
PCBS METHOD BLANK SUMMARY

Lab Name: TestAmerica Canton Job No.: 240-49697-1

SDG No.:

Lab Sample ID: MB 240-178437/21-A

Matrix: Solid Date Extracted: 04/29/2015 09:08

Lab File ID:(1) P1300023.D Lab File ID:(2)

Date Analyzed:(1) 05/01/2015 13:25 Date Analyzed:(2)

Instrument ID:(1) A2HP13 Instrument ID:(2)

GC Column:(1) CLP-2 ID: 0.53(mm) GC Column:(2) ID:

THIS METHOD BLANK APPLIES TO THE FOLLOWING SAMPLES:

CLIENT SAMPLE ID	LAB SAMPLE ID	DATE ANALYZED 1	DATE ANALYZED 2
	LCS 240-178437/22-A	05/01/2015 13:42	
DR-SB-233-36-39	240-49697-43	05/01/2015 15:37	

FORM I
PCBS ORGANICS ANALYSIS DATA SHEET

Lab Name: TestAmerica Canton
Job No.: 240-49697-1
SDG No.:
Client Sample ID:
Lab Sample ID: MB 240-178437/21-A
Matrix: Solid
Lab File ID: P1300023.D
Analysis Method: 8082A
Date Collected:
Extraction Method: 3540C
Date Extracted: 04/29/2015 09:08
Sample wt/vol: 30(g)
Date Analyzed: 05/01/2015 13:25
Con. Extract Vol.: 10(mL)
Dilution Factor: 1
Injection Volume: 1(uL)
GC Column: CLP-2 ID: 0.53(mm)
% Moisture:
GPC Cleanup:(Y/N) N
Analysis Batch No.: 178883
Units: ug/Kg

CAS NO.	COMPOUND NAME	RESULT	Q	RL	MDL
12674-11-2	Aroclor-1016	12	U	33	12
11104-28-2	Aroclor-1221	16	U	33	16
11141-16-5	Aroclor-1232	20	U	33	20
53469-21-9	Aroclor-1242	11	U	33	11
12672-29-6	Aroclor-1248	8.0	U	33	8.0
11097-69-1	Aroclor-1254	14	U	33	14
11096-82-5	Aroclor-1260	9.0	U	33	9.0

CAS NO.	SURROGATE	%REC	Q	LIMITS
877-09-8	Tetrachloro-m-xylene	75		29-151
2051-24-3	DCB Decachlorobiphenyl	82		14-163

FORM III
PCBS LAB CONTROL SAMPLE RECOVERY

Lab Name: TestAmerica Canton Job No.: 240-49697-1

SDG No.:

Matrix: Solid Level: Low Lab File ID: P1300024.D

Lab ID: LCS 240-178437/22-A Client ID:

COMPOUND	SPIKE ADDED (ug/Kg)	LCS CONCENTRATION (ug/Kg)	LCS % REC	QC LIMITS REC	#
Aroclor-1016	333	250	75	62-120	
Aroclor-1260	333	305	91	56-122	

Column to be used to flag recovery and RPD values

FORM III 8082A

FORM IV
PCBS METHOD BLANK SUMMARY

Lab Name: TestAmerica Canton Job No.: 240-49697-1

SDG No.:

Lab Sample ID: MB 240-178626/23-A

Matrix: Solid Date Extracted: 04/30/2015 07:38

Lab File ID:(1) Lab File ID:(2) P1300032.D

Date Analyzed:(1) Date Analyzed:(2) 05/02/2015 17:03

Instrument ID:(1) Instrument ID:(2) A2HP13

GC Column:(1) ID: GC Column:(2) CLP-1 ID: 0.53(mm)

THIS METHOD BLANK APPLIES TO THE FOLLOWING SAMPLES:

CLIENT SAMPLE ID	LAB SAMPLE ID	DATE ANALYZED 1	DATE ANALYZED 2
DR-SB-233-48-51	240-49697-44		05/02/2015 19:47
DR-SB-228-0-3	240-49697-45		05/02/2015 20:04
DR-SB-228-24-27	240-49697-46		05/02/2015 20:20
	LCS 240-178626/24-A		05/02/2015 20:37

FORM I
PCBS ORGANICS ANALYSIS DATA SHEET

Lab Name: TestAmerica Canton
Job No.: 240-49697-1
SDG No.:
Client Sample ID:
Lab Sample ID: MB 240-178626/23-A
Matrix: Solid
Lab File ID: P1300032.D
Analysis Method: 8082A
Date Collected:
Extraction Method: 3540C
Date Extracted: 04/30/2015 07:38
Sample wt/vol: 30(g)
Date Analyzed: 05/02/2015 17:03
Con. Extract Vol.: 10(mL)
Dilution Factor: 1
Injection Volume: 1(uL)
GC Column: CLP-1 ID: 0.53(mm)
% Moisture:
GPC Cleanup:(Y/N) N
Analysis Batch No.: 179018
Units: ug/Kg

CAS NO.	COMPOUND NAME	RESULT	Q	RL	MDL
12674-11-2	Aroclor-1016	12	U	33	12
11104-28-2	Aroclor-1221	16	U	33	16
11141-16-5	Aroclor-1232	20	U	33	20
53469-21-9	Aroclor-1242	11	U	33	11
12672-29-6	Aroclor-1248	8.0	U	33	8.0
11097-69-1	Aroclor-1254	14	U	33	14
11096-82-5	Aroclor-1260	9.0	U	33	9.0

CAS NO.	SURROGATE	%REC	Q	LIMITS
877-09-8	Tetrachloro-m-xylene	73		29-151
2051-24-3	DCB Decachlorobiphenyl	96		14-163

FORM III
PCBS LAB CONTROL SAMPLE RECOVERY

Lab Name: TestAmerica Canton Job No.: 240-49697-1

SDG No.:

Matrix: Solid Level: Low Lab File ID: P1300045.D

Lab ID: LCS 240-178626/24-A Client ID:

COMPOUND	SPIKE ADDED (ug/Kg)	LCS CONCENTRATION (ug/Kg)	LCS % REC	QC LIMITS REC	#
Aroclor-1016	333	280	84	62-120	
Aroclor-1260	333	336	101	56-122	

Column to be used to flag recovery and RPD values

FORM III 8082A

PCBS ANALYSIS RUN LOG

Lab Name: TestAmerica Canton Job No.: 240-49697-1

SDG No.:

Instrument ID: A2HP12 Start Date: 04/22/2015 17:49

Analysis Batch Number: 177497 End Date: 04/23/2015 04:59

LAB SAMPLE ID	CLIENT SAMPLE ID	DATE ANALYZED	DILUTION FACTOR	LAB FILE ID	COLUMN ID
STD005 240-177497/4 IC		04/22/2015 17:49	1	P1200004.D	CLP-1 0.53(mm)
STD005 240-177497/4 IC		04/22/2015 17:49	1		CLP-2 0.53(mm)
STD01 240-177497/5 IC		04/22/2015 18:07	1	P1200005.D	CLP-1 0.53(mm)
STD01 240-177497/5 IC		04/22/2015 18:07	1		CLP-2 0.53(mm)
STD02 240-177497/6 IC		04/22/2015 18:25	1	P1200006.D	CLP-1 0.53(mm)
STD02 240-177497/6 IC		04/22/2015 18:25	1		CLP-2 0.53(mm)
STD05 240-177497/7 IC		04/22/2015 18:43	1	P1200007.D	CLP-1 0.53(mm)
STD05 240-177497/7 IC		04/22/2015 18:43	1		CLP-2 0.53(mm)
STD1 240-177497/8 IC		04/22/2015 19:02	1	P1200008.D	CLP-1 0.53(mm)
STD1 240-177497/8 IC		04/22/2015 19:02	1		CLP-2 0.53(mm)
STD2 240-177497/9 IC		04/22/2015 19:20	1	P1200009.D	CLP-1 0.53(mm)
STD2 240-177497/9 IC		04/22/2015 19:20	1		CLP-2 0.53(mm)
STD005 240-177497/10 IC		04/22/2015 19:38	1	P1200010.D	CLP-1 0.53(mm)
STD005 240-177497/10 IC		04/22/2015 19:38	1		CLP-2 0.53(mm)
STD01 240-177497/11 IC		04/22/2015 19:56	1	P1200011.D	CLP-1 0.53(mm)
STD01 240-177497/11 IC		04/22/2015 19:56	1		CLP-2 0.53(mm)
STD02 240-177497/12 IC		04/22/2015 20:14	1	P1200012.D	CLP-1 0.53(mm)
STD02 240-177497/12 IC		04/22/2015 20:14	1		CLP-2 0.53(mm)
STD05 240-177497/13 IC		04/22/2015 20:32	1	P1200013.D	CLP-1 0.53(mm)
STD05 240-177497/13 IC		04/22/2015 20:32	1		CLP-2 0.53(mm)
STD1 240-177497/14 IC		04/22/2015 20:50	1	P1200014.D	CLP-1 0.53(mm)
STD1 240-177497/14 IC		04/22/2015 20:50	1		CLP-2 0.53(mm)
STD2 240-177497/15 IC		04/22/2015 21:08	1	P1200015.D	CLP-1 0.53(mm)
STD2 240-177497/15 IC		04/22/2015 21:08	1		CLP-2 0.53(mm)
STD005 240-177497/16 IC		04/22/2015 21:26	1	P1200016.D	CLP-1 0.53(mm)
STD005 240-177497/16 IC		04/22/2015 21:26	1		CLP-2 0.53(mm)
STD01 240-177497/17 IC		04/22/2015 21:45	1	P1200017.D	CLP-1 0.53(mm)
STD01 240-177497/17 IC		04/22/2015 21:45	1		CLP-2 0.53(mm)
STD02 240-177497/18 IC		04/22/2015 22:03	1	P1200018.D	CLP-1 0.53(mm)
STD02 240-177497/18 IC		04/22/2015 22:03	1		CLP-2 0.53(mm)
STD05 240-177497/19 IC		04/22/2015 22:21	1	P1200019.D	CLP-1 0.53(mm)
STD05 240-177497/19 IC		04/22/2015 22:21	1		CLP-2 0.53(mm)
STD1 240-177497/20 IC		04/22/2015 22:39	1	P1200020.D	CLP-1 0.53(mm)

8082A

PCBS ANALYSIS RUN LOG

Lab Name: TestAmerica Canton Job No.: 240-49697-1

SDG No.:

Instrument ID: A2HP12 Start Date: 04/22/2015 17:49

Analysis Batch Number: 177497 End Date: 04/23/2015 04:59

LAB SAMPLE ID	CLIENT SAMPLE ID	DATE ANALYZED	DILUTION FACTOR	LAB FILE ID	COLUMN ID
STD1 240-177497/20 IC		04/22/2015 22:39	1		CLP-2 0.53(mm)
STD2 240-177497/21 IC		04/22/2015 22:57	1	P1200021.D	CLP-1 0.53(mm)
STD2 240-177497/21 IC		04/22/2015 22:57	1		CLP-2 0.53(mm)
STD005 240-177497/22 IC		04/22/2015 23:15	1	P1200022.D	CLP-1 0.53(mm)
STD005 240-177497/22 IC		04/22/2015 23:15	1		CLP-2 0.53(mm)
STD01 240-177497/23 IC		04/22/2015 23:33	1	P1200023.D	CLP-1 0.53(mm)
STD01 240-177497/23 IC		04/22/2015 23:33	1		CLP-2 0.53(mm)
STD02 240-177497/24 IC		04/22/2015 23:51	1	P1200024.D	CLP-1 0.53(mm)
STD02 240-177497/24 IC		04/22/2015 23:51	1		CLP-2 0.53(mm)
STD05 240-177497/25 IC		04/23/2015 00:09	1	P1200025.D	CLP-1 0.53(mm)
STD05 240-177497/25 IC		04/23/2015 00:09	1		CLP-2 0.53(mm)
STD1 240-177497/26 IC		04/23/2015 00:27	1	P1200026.D	CLP-1 0.53(mm)
STD1 240-177497/26 IC		04/23/2015 00:27	1		CLP-2 0.53(mm)
STD2 240-177497/27 IC		04/23/2015 00:45	1	P1200027.D	CLP-1 0.53(mm)
STD2 240-177497/27 IC		04/23/2015 00:45	1		CLP-2 0.53(mm)
STD005 240-177497/28 IC		04/23/2015 01:03	1	P1200028.D	CLP-1 0.53(mm)
STD005 240-177497/28 IC		04/23/2015 01:03	1		CLP-2 0.53(mm)
STD01 240-177497/29 IC		04/23/2015 01:22	1	P1200029.D	CLP-1 0.53(mm)
STD01 240-177497/29 IC		04/23/2015 01:22	1		CLP-2 0.53(mm)
STD02 240-177497/30 IC		04/23/2015 01:40	1	P1200030.D	CLP-1 0.53(mm)
STD02 240-177497/30 IC		04/23/2015 01:40	1		CLP-2 0.53(mm)
STD05 240-177497/31 ICIS		04/23/2015 01:58	1	P1200031.D	CLP-1 0.53(mm)
STD05 240-177497/31 ICIS		04/23/2015 01:58	1		CLP-2 0.53(mm)
STD1 240-177497/32 IC		04/23/2015 02:16	1	P1200032.D	CLP-1 0.53(mm)
STD1 240-177497/32 IC		04/23/2015 02:16	1		CLP-2 0.53(mm)
STD2 240-177497/33 IC		04/23/2015 02:34	1	P1200033.D	CLP-1 0.53(mm)
STD2 240-177497/33 IC		04/23/2015 02:34	1		CLP-2 0.53(mm)
ICV 240-177497/34		04/23/2015 02:52	1		CLP-1 0.53(mm)
ICV 240-177497/34		04/23/2015 02:52	1		CLP-2 0.53(mm)
ICV 240-177497/35		04/23/2015 03:10	1		CLP-1 0.53(mm)
ICV 240-177497/35		04/23/2015 03:10	1		CLP-2 0.53(mm)
ICV 240-177497/36		04/23/2015 03:28	1		CLP-1 0.53(mm)
ICV 240-177497/36		04/23/2015 03:28	1		CLP-2 0.53(mm)

8082A

PCBS ANALYSIS RUN LOG

Lab Name: TestAmerica Canton Job No.: 240-49697-1

SDG No.:

Instrument ID: A2HP12 Start Date: 04/22/2015 17:49

Analysis Batch Number: 177497 End Date: 04/23/2015 04:59

LAB SAMPLE ID	CLIENT SAMPLE ID	DATE ANALYZED	DILUTION FACTOR	LAB FILE ID	COLUMN ID
ICV 240-177497/37		04/23/2015 03:46	1		CLP-1 0.53(mm)
ICV 240-177497/37		04/23/2015 03:46	1		CLP-2 0.53(mm)
ICV 240-177497/38		04/23/2015 04:04	1		CLP-1 0.53(mm)
ICV 240-177497/38		04/23/2015 04:04	1		CLP-2 0.53(mm)
ICV 240-177497/39		04/23/2015 04:22	1	P1200039.D	CLP-1 0.53(mm)
ICV 240-177497/39		04/23/2015 04:22	1		CLP-2 0.53(mm)
ICV 240-177497/40		04/23/2015 04:40	1		CLP-1 0.53(mm)
ICV 240-177497/40		04/23/2015 04:40	1		CLP-2 0.53(mm)
ICV 240-177497/41		04/23/2015 04:59	1		CLP-1 0.53(mm)
ICV 240-177497/41		04/23/2015 04:59	1		CLP-2 0.53(mm)

8082A

FORM VI
PCBS INITIAL CALIBRATION DATA
INTERNAL STANDARD CURVE EVALUATION

Lab Name: TestAmerica Canton Job No.: 240-49697-1 Analy Batch No.: 177497

SDG No.:

Instrument ID: A2HP12 GC Column: CLP-1 ID: 0.53(mm) Heated Purge: (Y/N) N

Calibration Start Date: 04/22/2015 17:49 Calibration End Date: 04/22/2015 19:20 Calibration ID: 28043

Calibration Files:

LEVEL:	LAB SAMPLE ID:	LAB FILE ID:
Level 1	STD005 240-177497/4	P1200004.D
Level 2	STD01 240-177497/5	P1200005.D
Level 3	STD02 240-177497/6	P1200006.D
Level 4	STD05 240-177497/7	P1200007.D
Level 5	STD1 240-177497/8	P1200008.D
Level 6	STD2 240-177497/9	P1200009.D

ANALYTE	RRF					CURVE TYPE	COEFFICIENT			#	MIN RRF	%RSD	#	MAX %RSD	R^2 OR COD	#	MIN R^2 OR COD
	LVL 1 LVL 6	LVL 2	LVL 3	LVL 4	LVL 5		B	M1	M2								
PCB-1232 Peak 1	0.0224 0.0178	0.0202	0.0157	0.0175	0.0161	Ave		0.0183				14.1		20.0			
PCB-1232 Peak 2	0.0170 0.0132	0.0159	0.0120	0.0131	0.0120	Ave		0.0139				15.0		20.0			
PCB-1232 Peak 3	0.0165 0.0237	0.0211	0.0178	0.0212	0.0206	Ave		0.0201				12.9		20.0			
PCB-1232 Peak 4	0.0137 0.0123	0.0144	0.0108	0.0122	0.0116	Ave		0.0125				10.6		20.0			
PCB-1232 Peak 5	0.0138 0.0115	0.0127	0.0100	0.0114	0.0106	Ave		0.0117				11.9		20.0			
PCB-1262 Peak 1	0.0488 0.0470	0.0442	0.0352	0.0429	0.0410	Ave		0.0432				11.2		20.0			
PCB-1262 Peak 2	0.0564 0.0581	0.0484	0.0437	0.0535	0.0526	Ave		0.0521				10.1		20.0			
PCB-1262 Peak 3	0.0573 0.0577	0.0527	0.0428	0.0529	0.0501	Ave		0.0522				10.5		20.0			
PCB-1262 Peak 4	0.1088 0.1231	0.1060	0.0861	0.1089	0.1053	Ave		0.1064				11.2		20.0			
PCB-1262 Peak 5	0.0436 0.0462	0.0420	0.0341	0.0414	0.0397	Ave		0.0412				10.0		20.0			

Note: The m1 coefficient is the same as Ave RRF for an Ave curve type.

FORM VI
PCBS INITIAL CALIBRATION DATA
INTERNAL STANDARD CURVE EVALUATION

Lab Name: TestAmerica Canton Job No.: 240-49697-1 Analy Batch No.: 177497

SDG No.:

Instrument ID: A2HP12 GC Column: CLP-1 ID: 0.53(mm) Heated Purge: (Y/N) N

Calibration Start Date: 04/22/2015 19:38 Calibration End Date: 04/22/2015 21:08 Calibration ID: 28049

Calibration Files:

LEVEL:	LAB SAMPLE ID:	LAB FILE ID:
Level 1	STD005 240-177497/10	P1200010.D
Level 2	STD01 240-177497/11	P1200011.D
Level 3	STD02 240-177497/12	P1200012.D
Level 4	STD05 240-177497/13	P1200013.D
Level 5	STD1 240-177497/14	P1200014.D
Level 6	STD2 240-177497/15	P1200015.D

ANALYTE	RRF					CURVE TYPE	COEFFICIENT			#	MIN RRF	%RSD	#	MAX %RSD	R^2 OR COD	#	MIN R^2 OR COD
	LVL 1 LVL 6	LVL 2	LVL 3	LVL 4	LVL 5		B	M1	M2								
PCB-1242 Peak 1	0.0146 0.0119	0.0126	0.0110	0.0117	0.0120	Ave		0.0123				10.3		20.0			
PCB-1242 Peak 2	0.0270 0.0229	0.0234	0.0204	0.0222	0.0233	Ave		0.0232				9.3		20.0			
PCB-1242 Peak 3	0.0331 0.0456	0.0382	0.0347	0.0407	0.0452	Ave		0.0396				13.2		20.0			
PCB-1242 Peak 4	0.0224 0.0224	0.0207	0.0185	0.0206	0.0223	Ave		0.0211				7.4		20.0			
PCB-1242 Peak 5	0.0233 0.0150	0.0171	0.0136	0.0136	0.0150	Lin1	0.0003	0.0145							0.9950		0.9900
PCB-1268 Peak 1	0.1171 0.1374	0.1025	0.0979	0.1172	0.1318	Ave		0.1173				13.2		20.0			
PCB-1268 Peak 2	0.1370 0.1430	0.1239	0.1139	0.1327	0.1425	Ave		0.1322				8.6		20.0			
PCB-1268 Peak 3	0.1070 0.1178	0.0967	0.0894	0.1055	0.1148	Ave		0.1052				10.2		20.0			
PCB-1268 Peak 4	0.0416 0.0473	0.0379	0.0363	0.0417	0.0465	Ave		0.0419				10.5		20.0			
PCB-1268 Peak 5	0.3528 0.4165	0.3204	0.3048	0.3593	0.4008	Ave		0.3591				12.1		20.0			

Note: The m1 coefficient is the same as Ave RRF for an Ave curve type.

FORM VI
PCBS INITIAL CALIBRATION DATA
INTERNAL STANDARD CURVE EVALUATION

Lab Name: TestAmerica Canton Job No.: 240-49697-1 Analy Batch No.: 177497

SDG No.:

Instrument ID: A2HP12 GC Column: CLP-1 ID: 0.53(mm) Heated Purge: (Y/N) N

Calibration Start Date: 04/22/2015 21:26 Calibration End Date: 04/22/2015 22:57 Calibration ID: 28055

Calibration Files:

LEVEL:	LAB SAMPLE ID:	LAB FILE ID:
Level 1	STD005 240-177497/16	P1200016.D
Level 2	STD01 240-177497/17	P1200017.D
Level 3	STD02 240-177497/18	P1200018.D
Level 4	STD05 240-177497/19	P1200019.D
Level 5	STD1 240-177497/20	P1200020.D
Level 6	STD2 240-177497/21	P1200021.D

ANALYTE	RRF					CURVE TYPE	COEFFICIENT			#	MIN RRF	%RSD	#	MAX %RSD	R^2 OR COD	#	MIN R^2 OR COD
	LVL 1 LVL 6	LVL 2	LVL 3	LVL 4	LVL 5		B	M1	M2								
PCB-1248 Peak 1	0.0121 0.0101	0.0140	0.0102	0.0114	0.0107	Ave		0.0114				13.0		20.0			
PCB-1248 Peak 2	0.0371 0.0342	0.0382	0.0336	0.0366	0.0356	Ave		0.0359				4.9		20.0			
PCB-1248 Peak 3	0.0457 0.0305	0.0316	0.0280	0.0304	0.0319	Ave		0.0330				19.3		20.0			
PCB-1248 Peak 4	0.0275 0.0270	0.0279	0.0250	0.0271	0.0278	Ave		0.0271				4.0		20.0			
PCB-1248 Peak 5	0.0202 0.0183	0.0197	0.0169	0.0178	0.0190	Ave		0.0186				6.5		20.0			

Note: The m1 coefficient is the same as Ave RRF for an Ave curve type.

FORM VI
PCBS INITIAL CALIBRATION DATA
INTERNAL STANDARD CURVE EVALUATION

Lab Name: TestAmerica Canton Job No.: 240-49697-1 Analy Batch No.: 177497

SDG No.:

Instrument ID: A2HP12 GC Column: CLP-1 ID: 0.53(mm) Heated Purge: (Y/N) N

Calibration Start Date: 04/22/2015 23:15 Calibration End Date: 04/23/2015 00:45 Calibration ID: 28061

Calibration Files:

LEVEL:	LAB SAMPLE ID:	LAB FILE ID:
Level 1	STD005 240-177497/22	P1200022.D
Level 2	STD01 240-177497/23	P1200023.D
Level 3	STD02 240-177497/24	P1200024.D
Level 4	STD05 240-177497/25	P1200025.D
Level 5	STD1 240-177497/26	P1200026.D
Level 6	STD2 240-177497/27	P1200027.D

ANALYTE	RRF					CURVE TYPE	COEFFICIENT			#	MIN RRF	%RSD	#	MAX %RSD	R^2 OR COD	#	MIN R^2 OR COD
	LVL 1 LVL 6	LVL 2	LVL 3	LVL 4	LVL 5		B	M1	M2								
PCB-1221 Peak 1	0.0108 0.0071	0.0103	0.0087	0.0081	0.0070	Ave		0.0087				18.4		20.0			
PCB-1221 Peak 2	0.0057 0.0046	0.0062	0.0055	0.0054	0.0047	Ave		0.0053				11.3		20.0			
PCB-1221 Peak 3	0.0202 0.0192	0.0221	0.0200	0.0209	0.0191	Ave		0.0203				5.5		20.0			
PCB-1254 Peak 1	0.0306 0.0261	0.0289	0.0264	0.0277	0.0258	Ave		0.0276				6.8		20.0			
PCB-1254 Peak 2	0.0414 0.0382	0.0418	0.0385	0.0406	0.0375	Ave		0.0397				4.6		20.0			
PCB-1254 Peak 3	0.0583 0.0582	0.0602	0.0571	0.0605	0.0569	Ave		0.0585				2.6		20.0			
PCB-1254 Peak 4	0.0446 0.0418	0.0435	0.0410	0.0425	0.0408	Ave		0.0424				3.5		20.0			
PCB-1254 Peak 5	0.0569 0.0602	0.0622	0.0593	0.0624	0.0586	Ave		0.0599				3.5		20.0			

Note: The m1 coefficient is the same as Ave RRF for an Ave curve type.

FORM VI
PCBS INITIAL CALIBRATION DATA
INTERNAL STANDARD CURVE EVALUATION

Lab Name: TestAmerica Canton Job No.: 240-49697-1 Analy Batch No.: 177497

SDG No.:

Instrument ID: A2HP12 GC Column: CLP-1 ID: 0.53(mm) Heated Purge: (Y/N) N

Calibration Start Date: 04/23/2015 01:03 Calibration End Date: 04/23/2015 02:34 Calibration ID: 28067

Calibration Files:

LEVEL:	LAB SAMPLE ID:	LAB FILE ID:
Level 1	STD005 240-177497/28	P1200028.D
Level 2	STD01 240-177497/29	P1200029.D
Level 3	STD02 240-177497/30	P1200030.D
Level 4	STD05 240-177497/31	P1200031.D
Level 5	STD1 240-177497/32	P1200032.D
Level 6	STD2 240-177497/33	P1200033.D

ANALYTE	RRF					CURVE TYPE	COEFFICIENT			#	MIN RRF	%RSD	#	MAX %RSD	R^2 OR COD	#	MIN R^2 OR COD
	LVL 1 LVL 6	LVL 2	LVL 3	LVL 4	LVL 5		B	M1	M2								
PCB-1016 Peak 1	0.0151 0.0128	0.0126	0.0143	0.0118	0.0137	Ave		0.0134				9.0		20.0			
PCB-1016 Peak 2	0.0317 0.0242	0.0271	0.0280	0.0232	0.0259	Ave		0.0267				11.4		20.0			
PCB-1016 Peak 3	0.0463 0.0469	0.0449	0.0466	0.0399	0.0455	Ave		0.0450				5.8		20.0			
PCB-1016 Peak 4	0.0306 0.0246	0.0302	0.0290	0.0234	0.0251	Ave		0.0272				11.5		20.0			
PCB-1016 Peak 5	0.0246 0.0169	0.0211	0.0198	0.0162	0.0167	Ave		0.0192				17.1		20.0			
PCB-1260 Peak 1	0.0451 0.0382	0.0390	0.0433	0.0347	0.0403	Ave		0.0401				9.2		20.0			
PCB-1260 Peak 2	0.0697 0.0615	0.0591	0.0653	0.0555	0.0645	Ave		0.0626				8.0		20.0			
PCB-1260 Peak 3	0.0807 0.0697	0.0642	0.0723	0.0621	0.0725	Ave		0.0703				9.5		20.0			
PCB-1260 Peak 4	0.0872 0.0968	0.0839	0.0955	0.0853	0.0997	Ave		0.0914				7.4		20.0			
PCB-1260 Peak 5	0.0461 0.0474	0.0422	0.0464	0.0412	0.0486	Ave		0.0453				6.5		20.0			
Tetrachloro-m-xylene	0.8896 0.8435	0.7848	0.8787	0.7892	0.8942	Ave		0.8467				5.9		20.0			
DCB Decachlorobiphenyl	1.0163 0.8564	0.8547	0.9332	0.8137	0.9002	Ave		0.8958				8.0		20.0			

Note: The m1 coefficient is the same as Ave RRF for an Ave curve type.

FORM VII
PCBS CONTINUING CALIBRATION DATA

Lab Name: TestAmerica Canton Job No.: 240-49697-1

SDG No.:

Lab Sample ID: ICV 240-177497/39 Calibration Date: 04/23/2015 04:22

Instrument ID: A2HP12 Calib Start Date: 04/23/2015 01:03

GC Column: CLP-1 ID: 0.53(mm) Calib End Date: 04/23/2015 02:34

Lab File ID: P1200039.D Conc. Units: ng/uL

ANALYTE	CURVE TYPE	AVE RRF	RRF	MIN RRF	CALC AMOUNT	SPIKE AMOUNT	%D	MAX %D
PCB-1016 Peak 1	Ave	0.0134	0.0106		0.795	1.00	-20.5*	20.0
PCB-1016 Peak 2	Ave	0.0267	0.0224		0.841	1.00	-15.9	20.0
PCB-1016 Peak 3	Ave	0.0450	0.0401		0.890	1.00	-11.0	20.0
PCB-1016 Peak 4	Ave	0.0272	0.0219		0.806	1.00	-19.4	20.0
PCB-1016 Peak 5	Ave	0.0192	0.0145		0.756	1.00	-24.4*	20.0
PCB-1260 Peak 1	Ave	0.0401	0.0332		0.829	1.00	-17.1	20.0
PCB-1260 Peak 2	Ave	0.0626	0.0551		0.880	1.00	-12.0	20.0
PCB-1260 Peak 3	Ave	0.0703	0.0647		0.921	1.00	-7.9	20.0
PCB-1260 Peak 4	Ave	0.0914	0.0730		0.799	1.00	-20.1*	20.0
PCB-1260 Peak 5	Ave	0.0453	0.0392		0.866	1.00	-13.4	20.0

PCBS ANALYSIS RUN LOG

Lab Name: TestAmerica Canton Job No.: 240-49697-1

SDG No.:

Instrument ID: A2HP12 Start Date: 04/28/2015 07:01

Analysis Batch Number: 178247 End Date: 04/28/2015 15:29

LAB SAMPLE ID	CLIENT SAMPLE ID	DATE ANALYZED	DILUTION FACTOR	LAB FILE ID	COLUMN ID
CCV 240-178247/3 CCVIS		04/28/2015 07:01	1	P1200003.D	CLP-1 0.53(mm)
CCV 240-178247/3 CCVIS		04/28/2015 07:01	1		CLP-2 0.53(mm)
RTC 240-178247/4 CCV		04/28/2015 07:19	1	P1200004.D	CLP-1 0.53(mm)
RTC 240-178247/4 CCV		04/28/2015 07:19	1		CLP-2 0.53(mm)
RTC 240-178247/5 CCV		04/28/2015 07:37	1	P1200005.D	CLP-1 0.53(mm)
RTC 240-178247/5 CCV		04/28/2015 07:37	1		CLP-2 0.53(mm)
RTC 240-178247/6 CCV		04/28/2015 07:55	1	P1200006.D	CLP-1 0.53(mm)
RTC 240-178247/6 CCV		04/28/2015 07:55	1		CLP-2 0.53(mm)
RTC 240-178247/7 CCV		04/28/2015 08:13	1	P1200007.D	CLP-1 0.53(mm)
RTC 240-178247/7 CCV		04/28/2015 08:13	1		CLP-2 0.53(mm)
240-49697-24	DR-SB-243-48-51	04/28/2015 10:03	1	P1200012.D	CLP-1 0.53(mm)
ZZZZZ		04/28/2015 10:03	1		CLP-2 0.53(mm)
240-49697-25	DR-SB-248-0-3	04/28/2015 10:21	1	P1200013.D	CLP-1 0.53(mm)
ZZZZZ		04/28/2015 10:21	1		CLP-2 0.53(mm)
240-49697-26	DR-SB-248-24-27	04/28/2015 10:39	1	P1200014.D	CLP-1 0.53(mm)
ZZZZZ		04/28/2015 10:39	1		CLP-2 0.53(mm)
240-49697-27	DR-SB-248-36-39	04/28/2015 10:57	1	P1200015.D	CLP-1 0.53(mm)
ZZZZZ		04/28/2015 10:57	1		CLP-2 0.53(mm)
240-49697-28	DR-SB-248-48-51	04/28/2015 11:15	1	P1200016.D	CLP-1 0.53(mm)
ZZZZZ		04/28/2015 11:15	1		CLP-2 0.53(mm)
240-49697-29	DR-SB-238-0-3	04/28/2015 11:34	5	P1200017.D	CLP-1 0.53(mm)
ZZZZZ		04/28/2015 11:34	5		CLP-2 0.53(mm)
240-49697-30	DR-SB-238-24-27	04/28/2015 11:52	1	P1200018.D	CLP-1 0.53(mm)
ZZZZZ		04/28/2015 11:52	1		CLP-2 0.53(mm)
240-49697-31	DR-SB-238-36-39	04/28/2015 12:10	1	P1200019.D	CLP-1 0.53(mm)
ZZZZZ		04/28/2015 12:10	1		CLP-2 0.53(mm)
240-49697-32	DR-SB-238-48-51	04/28/2015 12:28	5	P1200020.D	CLP-1 0.53(mm)
ZZZZZ		04/28/2015 12:28	5		CLP-2 0.53(mm)
240-49697-33	DR-SB-234-0-3	04/28/2015 12:46	1	P1200021.D	CLP-1 0.53(mm)
ZZZZZ		04/28/2015 12:46	1		CLP-2 0.53(mm)
240-49697-33 MS	DR-SB-234-0-3 MS	04/28/2015 13:04	1	P1200022.D	CLP-1 0.53(mm)
ZZZZZ		04/28/2015 13:04	1		CLP-2 0.53(mm)
240-49697-33 MSD	DR-SB-234-0-3 MSD	04/28/2015 13:22	1	P1200023.D	CLP-1 0.53(mm)
ZZZZZ		04/28/2015 13:22	1		CLP-2 0.53(mm)
MB 240-177799/21-A		04/28/2015 15:11	1	P1200029.D	CLP-1 0.53(mm)
ZZZZZ		04/28/2015 15:11	1		CLP-2 0.53(mm)
LCS 240-177799/22-A		04/28/2015 15:29	1	P1200030.D	CLP-1 0.53(mm)
ZZZZZ		04/28/2015 15:29	1		CLP-2 0.53(mm)

8082A

FORM VI
RESOLUTION CHECK SUMMARY

Lab Name: TestAmerica Canton Job No.: 240-49697-1

SDG No.:

Lab Sample ID (2): CCV 240-178247/3 CCVIS Instrument ID (2): A2HP12

GC Column (2): CLP-1 ID: 0.53(mm) Date Analyzed (2): 04/28/2015 07:01

ANALYTE	RT	RESOLUTION (%)
Aroclor-1016		100.0
Aroclor-1260		100.0
Tetrachloro-m-xylene	4.32	100.0
PCB-1016 Peak 1	4.91	100.0
PCB-1016 Peak 2	5.42	100.0
PCB-1016 Peak 3	6.07	100.0
PCB-1016 Peak 4	6.25	100.0
PCB-1016 Peak 5	6.33	100.0
PCB-1260 Peak 1	8.33	100.0
PCB-1260 Peak 2	8.67	100.0
PCB-1260 Peak 3	9.00	100.0
PCB-1260 Peak 4	9.80	100.0
PCB-1260 Peak 5	10.13	100.0

FORM VIII
PCBS INTERNAL STANDARD AREA AND RETENTION TIME SUMMARY

Lab Name: TestAmerica Canton Job No.: 240-49697-1

SDG No.:

Sample No.: CCV 240-178247/3 Date Analyzed: 04/28/2015 07:01

Instrument ID: A2HP12 GC Column: CLP-1 ID: 0.53(mm)

Lab File ID (Standard): P1200003.D Heated Purge: (Y/N) N

Calibration ID: 28067

		BNB					
		AREA #	RT #	AREA #	RT #	AREA #	RT #
12/24 HOUR STD		85277108	3.06				
UPPER LIMIT							
LOWER LIMIT							
LAB SAMPLE ID	CLIENT SAMPLE ID						
RTC 240-178247/4 CCV		90219136	3.06				
RTC 240-178247/5 CCV		91401292	3.06				
RTC 240-178247/6 CCV		90786802	3.06				
RTC 240-178247/7 CCV		89835713	3.06				
240-49697-24	DR-SB-243-48-51	96716230	3.06				
240-49697-25	DR-SB-248-0-3	89116609	3.06				
240-49697-26	DR-SB-248-24-27	94172187	3.06				
240-49697-27	DR-SB-248-36-39	92844332	3.06				
240-49697-28	DR-SB-248-48-51	95505083	3.06				
240-49697-29	DR-SB-238-0-3	90310203	3.06				
240-49697-30	DR-SB-238-24-27	108620181	3.06				
240-49697-31	DR-SB-238-36-39	95587880	3.06				
240-49697-32	DR-SB-238-48-51	90581800	3.06				
240-49697-33	DR-SB-234-0-3	95534315	3.06				
240-49697-33 MS	DR-SB-234-0-3 MS	98171954	3.06				
240-49697-33 MSD	DR-SB-234-0-3 MSD	100452289	3.06				
MB 240-177799/21-A		102312869	3.06				
LCS 240-177799/22-A		103195004	3.06				

BNB = 1-Bromo-2-nitrobenzene

Area Limit = 50%-200% of internal standard area
RT Limit = ± 0.03 minutes of internal standard RT

Column used to flag values outside QC limits

FORM VIII 8082A

FORM VII
PCBS CONTINUING CALIBRATION DATA

Lab Name: TestAmerica Canton Job No.: 240-49697-1

SDG No.:

Lab Sample ID: CCV 240-178247/3 Calibration Date: 04/28/2015 07:01

Instrument ID: A2HP12 Calib Start Date: 04/23/2015 01:03

GC Column: CLP-1 ID: 0.53(mm) Calib End Date: 04/23/2015 02:34

Lab File ID: P1200003.D Conc. Units: ng/uL

ANALYTE	CURVE TYPE	AVE RRF	RRF	MIN RRF	CALC AMOUNT	SPIKE AMOUNT	%D	MAX %D
PCB-1016 Peak 1	Ave	0.0134	0.0144		0.540	0.500	8.0	20.0
PCB-1016 Peak 2	Ave	0.0267	0.0271		0.508	0.500	1.7	20.0
PCB-1016 Peak 3	Ave	0.0450	0.0607		0.674	0.500	34.8*	20.0
PCB-1016 Peak 4	Ave	0.0272	0.0256		0.470	0.500	-5.9	20.0
PCB-1016 Peak 5	Ave	0.0192	0.0171		0.446	0.500	-10.9	20.0
PCB-1260 Peak 1	Ave	0.0401	0.0413		0.515	0.500	3.1	20.0
PCB-1260 Peak 2	Ave	0.0626	0.0671		0.536	0.500	7.1	20.0
PCB-1260 Peak 3	Ave	0.0703	0.0729		0.519	0.500	3.7	20.0
PCB-1260 Peak 4	Ave	0.0914	0.1001		0.548	0.500	9.5	20.0
PCB-1260 Peak 5	Ave	0.0453	0.0490		0.541	0.500	8.2	20.0
Tetrachloro-m-xylene	Ave	0.8467	0.8575		0.0253	0.0250	1.3	20.0
DCB Decachlorobiphenyl	Ave	0.8958	0.8868		0.0247	0.0250	-1.0	20.0

FORM VII
PCBS CONTINUING CALIBRATION DATA

Lab Name: TestAmerica Canton Job No.: 240-49697-1

SDG No.:

Lab Sample ID: RTC 240-178247/4 Calibration Date: 04/28/2015 07:19

Instrument ID: A2HP12 Calib Start Date: 04/22/2015 17:49

GC Column: CLP-1 ID: 0.53(mm) Calib End Date: 04/22/2015 19:20

Lab File ID: P1200004.D Conc. Units: ng/uL

ANALYTE	CURVE TYPE	AVE RRF	RRF	MIN RRF	CALC AMOUNT	SPIKE AMOUNT	%D	MAX %D
PCB-1232 Peak 1	Ave	0.0183	0.0172		0.469	0.500	-6.1	20.0
PCB-1232 Peak 2	Ave	0.0139	0.0129		0.466	0.500	-6.8	20.0
PCB-1232 Peak 3	Ave	0.0201	0.0277		0.688	0.500	37.5*	20.0
PCB-1232 Peak 4	Ave	0.0125	0.0120		0.480	0.500	-3.9	20.0
PCB-1232 Peak 5	Ave	0.0117	0.0115		0.493	0.500	-1.4	20.0
PCB-1262 Peak 1	Ave	0.0432	0.0477		0.552	0.500	10.4	20.0
PCB-1262 Peak 2	Ave	0.0521	0.0655		0.628	0.500	25.6*	20.0
PCB-1262 Peak 3	Ave	0.0522	0.0567		0.543	0.500	8.6	20.0
PCB-1262 Peak 4	Ave	0.1064	0.1331		0.626	0.500	25.2*	20.0
PCB-1262 Peak 5	Ave	0.0412	0.0552		0.671	0.500	34.2*	20.0

AVE PCB 1262 = 20.82
NO QUALIFICATION, NO POSITIVE RESULTS

FORM VII
PCBS CONTINUING CALIBRATION DATA

Lab Name: TestAmerica Canton Job No.: 240-49697-1

SDG No.:

Lab Sample ID: RTC 240-178247/5 Calibration Date: 04/28/2015 07:37

Instrument ID: A2HP12 Calib Start Date: 04/22/2015 19:38

GC Column: CLP-1 ID: 0.53(mm) Calib End Date: 04/22/2015 21:08

Lab File ID: P1200005.D Conc. Units: ng/uL

ANALYTE	CURVE TYPE	AVE RRF	RRF	MIN RRF	CALC AMOUNT	SPIKE AMOUNT	%D	MAX %D
PCB-1242 Peak 1	Ave	0.0123	0.0112		0.457	0.500	-8.6	20.0
PCB-1242 Peak 2	Ave	0.0232	0.0219		0.472	0.500	-5.7	20.0
PCB-1242 Peak 3	Ave	0.0396	0.0489		0.618	0.500	23.5*	20.0
PCB-1242 Peak 4	Ave	0.0211	0.0209		0.494	0.500	-1.2	20.0
PCB-1242 Peak 5	Lin1		0.0142		0.470	0.500	-5.9	20.0
PCB-1268 Peak 1	Ave	0.1173	0.1471		0.627	0.500	25.4*	20.0
PCB-1268 Peak 2	Ave	0.1322	0.1469		0.556	0.500	11.1	20.0
PCB-1268 Peak 3	Ave	0.1052	0.1258		0.598	0.500	19.5	20.0
PCB-1268 Peak 4	Ave	0.0419	0.0509		0.607	0.500	21.5*	20.0
PCB-1268 Peak 5	Ave	0.3591	0.4208		0.586	0.500	17.2	20.0

FORM VII
PCBS CONTINUING CALIBRATION DATA

Lab Name: TestAmerica Canton Job No.: 240-49697-1

SDG No.:

Lab Sample ID: RTC 240-178247/6 Calibration Date: 04/28/2015 07:55

Instrument ID: A2HP12 Calib Start Date: 04/22/2015 21:26

GC Column: CLP-1 ID: 0.53(mm) Calib End Date: 04/22/2015 22:57

Lab File ID: P1200006.D Conc. Units: ng/uL

ANALYTE	CURVE TYPE	AVE RRF	RRF	MIN RRF	CALC AMOUNT	SPIKE AMOUNT	%D	MAX %D
PCB-1248 Peak 1	Ave	0.0114	0.0115		0.504	0.500	0.8	20.0
PCB-1248 Peak 2	Ave	0.0359	0.0331		0.462	0.500	-7.7	20.0
PCB-1248 Peak 3	Ave	0.0330	0.0267		0.404	0.500	-19.3	20.0
PCB-1248 Peak 4	Ave	0.0271	0.0244		0.450	0.500	-10.0	20.0
PCB-1248 Peak 5	Ave	0.0186	0.0162		0.434	0.500	-13.3	20.0

FORM VII
PCBS CONTINUING CALIBRATION DATA

Lab Name: TestAmerica Canton Job No.: 240-49697-1

SDG No.:

Lab Sample ID: RTC 240-178247/7 Calibration Date: 04/28/2015 08:13

Instrument ID: A2HP12 Calib Start Date: 04/22/2015 23:15

GC Column: CLP-1 ID: 0.53(mm) Calib End Date: 04/23/2015 00:45

Lab File ID: P1200007.D Conc. Units: ng/uL

ANALYTE	CURVE TYPE	AVE RRF	RRF	MIN RRF	CALC AMOUNT	SPIKE AMOUNT	%D	MAX %D
PCB-1221 Peak 1	Ave	0.0087	0.0079		0.457	0.500	-8.6	20.0
PCB-1221 Peak 2	Ave	0.0053	0.0051		0.480	0.500	-4.0	20.0
PCB-1221 Peak 3	Ave	0.0203	0.0199		0.492	0.500	-1.7	20.0
PCB-1254 Peak 1	Ave	0.0276	0.0270		0.489	0.500	-2.2	20.0
PCB-1254 Peak 2	Ave	0.0397	0.0379		0.477	0.500	-4.5	20.0
PCB-1254 Peak 3	Ave	0.0585	0.0568		0.485	0.500	-3.0	20.0
PCB-1254 Peak 4	Ave	0.0424	0.0408		0.481	0.500	-3.7	20.0
PCB-1254 Peak 5	Ave	0.0599	0.0583		0.486	0.500	-2.8	20.0

PCBS ANALYSIS RUN LOG

Lab Name: TestAmerica Canton Job No.: 240-49697-1

SDG No.:

Instrument ID: A2HP12 Start Date: 05/04/2015 07:04

Analysis Batch Number: 179065 End Date: 05/04/2015 18:16

LAB SAMPLE ID	CLIENT SAMPLE ID	DATE ANALYZED	DILUTION FACTOR	LAB FILE ID	COLUMN ID
STD005 240-179065/4 IC		05/04/2015 07:04	1		CLP-1 0.53(mm)
STD005 240-179065/4 IC		05/04/2015 07:04	1	P1200004.D	CLP-2 0.53(mm)
STD01 240-179065/5 IC		05/04/2015 07:22	1		CLP-1 0.53(mm)
STD01 240-179065/5 IC		05/04/2015 07:22	1	P1200005.D	CLP-2 0.53(mm)
STD02 240-179065/6 IC		05/04/2015 07:40	1		CLP-1 0.53(mm)
STD02 240-179065/6 IC		05/04/2015 07:40	1	P1200006.D	CLP-2 0.53(mm)
STD05 240-179065/7 IC		05/04/2015 07:58	1		CLP-1 0.53(mm)
STD05 240-179065/7 IC		05/04/2015 07:58	1	P1200007.D	CLP-2 0.53(mm)
STD1 240-179065/8 IC		05/04/2015 08:16	1		CLP-1 0.53(mm)
STD1 240-179065/8 IC		05/04/2015 08:16	1	P1200008.D	CLP-2 0.53(mm)
STD2 240-179065/9 IC		05/04/2015 08:34	1		CLP-1 0.53(mm)
STD2 240-179065/9 IC		05/04/2015 08:34	1	P1200009.D	CLP-2 0.53(mm)
STD005 240-179065/10 IC		05/04/2015 08:53	1		CLP-1 0.53(mm)
STD005 240-179065/10 IC		05/04/2015 08:53	1	P1200010.D	CLP-2 0.53(mm)
STD01 240-179065/11 IC		05/04/2015 09:11	1		CLP-1 0.53(mm)
STD01 240-179065/11 IC		05/04/2015 09:11	1	P1200011.D	CLP-2 0.53(mm)
STD02 240-179065/12 IC		05/04/2015 09:29	1		CLP-1 0.53(mm)
STD02 240-179065/12 IC		05/04/2015 09:29	1	P1200012.D	CLP-2 0.53(mm)
STD05 240-179065/13 IC		05/04/2015 09:47	1		CLP-1 0.53(mm)
STD05 240-179065/13 IC		05/04/2015 09:47	1	P1200013.D	CLP-2 0.53(mm)
STD1 240-179065/14 IC		05/04/2015 10:05	1		CLP-1 0.53(mm)
STD1 240-179065/14 IC		05/04/2015 10:05	1	P1200014.D	CLP-2 0.53(mm)
STD2 240-179065/15 IC		05/04/2015 10:23	1		CLP-1 0.53(mm)
STD2 240-179065/15 IC		05/04/2015 10:23	1	P1200015.D	CLP-2 0.53(mm)
STD005 240-179065/16 IC		05/04/2015 10:42	1		CLP-1 0.53(mm)
STD005 240-179065/16 IC		05/04/2015 10:42	1	P1200016.D	CLP-2 0.53(mm)
STD01 240-179065/17 IC		05/04/2015 11:00	1		CLP-1 0.53(mm)
STD01 240-179065/17 IC		05/04/2015 11:00	1	P1200017.D	CLP-2 0.53(mm)
STD02 240-179065/18 IC		05/04/2015 11:18	1		CLP-1 0.53(mm)
STD02 240-179065/18 IC		05/04/2015 11:18	1	P1200018.D	CLP-2 0.53(mm)
STD05 240-179065/19 IC		05/04/2015 11:36	1		CLP-1 0.53(mm)
STD05 240-179065/19 IC		05/04/2015 11:36	1	P1200019.D	CLP-2 0.53(mm)
STD1 240-179065/20 IC		05/04/2015 11:54	1		CLP-1 0.53(mm)

8082A

PCBS ANALYSIS RUN LOG

Lab Name: TestAmerica Canton Job No.: 240-49697-1

SDG No.:

Instrument ID: A2HP12 Start Date: 05/04/2015 07:04

Analysis Batch Number: 179065 End Date: 05/04/2015 18:16

LAB SAMPLE ID	CLIENT SAMPLE ID	DATE ANALYZED	DILUTION FACTOR	LAB FILE ID	COLUMN ID
STD1 240-179065/20 IC		05/04/2015 11:54	1	P1200020.D	CLP-2 0.53(mm)
STD2 240-179065/21 IC		05/04/2015 12:13	1		CLP-1 0.53(mm)
STD2 240-179065/21 IC		05/04/2015 12:13	1	P1200021.D	CLP-2 0.53(mm)
STD005 240-179065/22 IC		05/04/2015 12:31	1		CLP-1 0.53(mm)
STD005 240-179065/22 IC		05/04/2015 12:31	1	P1200022.D	CLP-2 0.53(mm)
STD01 240-179065/23 IC		05/04/2015 12:49	1		CLP-1 0.53(mm)
STD01 240-179065/23 IC		05/04/2015 12:49	1	P1200023.D	CLP-2 0.53(mm)
STD02 240-179065/24 IC		05/04/2015 13:07	1		CLP-1 0.53(mm)
STD02 240-179065/24 IC		05/04/2015 13:07	1	P1200024.D	CLP-2 0.53(mm)
STD05 240-179065/25 IC		05/04/2015 13:26	1		CLP-1 0.53(mm)
STD05 240-179065/25 IC		05/04/2015 13:26	1	P1200025.D	CLP-2 0.53(mm)
STD1 240-179065/26 IC		05/04/2015 13:44	1		CLP-1 0.53(mm)
STD1 240-179065/26 IC		05/04/2015 13:44	1	P1200026.D	CLP-2 0.53(mm)
STD2 240-179065/27 IC		05/04/2015 14:02	1		CLP-1 0.53(mm)
STD2 240-179065/27 IC		05/04/2015 14:02	1	P1200027.D	CLP-2 0.53(mm)
STD005 240-179065/28 IC		05/04/2015 14:20	1		CLP-1 0.53(mm)
STD005 240-179065/28 IC		05/04/2015 14:20	1	P1200028.D	CLP-2 0.53(mm)
STD01 240-179065/29 IC		05/04/2015 14:38	1		CLP-1 0.53(mm)
STD01 240-179065/29 IC		05/04/2015 14:38	1	P1200029.D	CLP-2 0.53(mm)
STD02 240-179065/30 IC		05/04/2015 14:56	1		CLP-1 0.53(mm)
STD02 240-179065/30 IC		05/04/2015 14:56	1	P1200030.D	CLP-2 0.53(mm)
STD05 240-179065/31 ICIS		05/04/2015 15:15	1		CLP-1 0.53(mm)
STD05 240-179065/31 ICIS		05/04/2015 15:15	1	P1200031.D	CLP-2 0.53(mm)
STD1 240-179065/32 IC		05/04/2015 15:33	1		CLP-1 0.53(mm)
STD1 240-179065/32 IC		05/04/2015 15:33	1	P1200032.D	CLP-2 0.53(mm)
STD2 240-179065/33 IC		05/04/2015 15:51	1		CLP-1 0.53(mm)
STD2 240-179065/33 IC		05/04/2015 15:51	1	P1200033.D	CLP-2 0.53(mm)
ICV 240-179065/35		05/04/2015 16:27	1		CLP-1 0.53(mm)
ICV 240-179065/35		05/04/2015 16:27	1		CLP-2 0.53(mm)
ICV 240-179065/36		05/04/2015 16:45	1		CLP-1 0.53(mm)
ICV 240-179065/36		05/04/2015 16:45	1		CLP-2 0.53(mm)
ICV 240-179065/37		05/04/2015 17:04	1		CLP-1 0.53(mm)
ICV 240-179065/37		05/04/2015 17:04	1		CLP-2 0.53(mm)

8082A

PCBS ANALYSIS RUN LOG

Lab Name: TestAmerica Canton Job No.: 240-49697-1

SDG No.:

Instrument ID: A2HP12 Start Date: 05/04/2015 07:04

Analysis Batch Number: 179065 End Date: 05/04/2015 18:16

LAB SAMPLE ID	CLIENT SAMPLE ID	DATE ANALYZED	DILUTION FACTOR	LAB FILE ID	COLUMN ID
ICV 240-179065/38		05/04/2015 17:22	1		CLP-1 0.53(mm)
ICV 240-179065/38		05/04/2015 17:22	1		CLP-2 0.53(mm)
ICV 240-179065/39		05/04/2015 17:40	1		CLP-1 0.53(mm)
ICV 240-179065/39		05/04/2015 17:40	1	P1200039.D	CLP-2 0.53(mm)
ICV 240-179065/40		05/04/2015 17:58	1		CLP-1 0.53(mm)
ICV 240-179065/40		05/04/2015 17:58	1		CLP-2 0.53(mm)
ICV 240-179065/41		05/04/2015 18:16	1		CLP-1 0.53(mm)
ICV 240-179065/41		05/04/2015 18:16	1		CLP-2 0.53(mm)

8082A

FORM VI
PCBS INITIAL CALIBRATION DATA
INTERNAL STANDARD CURVE EVALUATION

Lab Name: TestAmerica Canton Job No.: 240-49697-1 Analy Batch No.: 179065

SDG No.:

Instrument ID: A2HP12 GC Column: CLP-2 ID: 0.53(mm) Heated Purge: (Y/N) N

Calibration Start Date: 05/04/2015 07:04 Calibration End Date: 05/04/2015 08:34 Calibration ID: 28282

Calibration Files:

LEVEL:	LAB SAMPLE ID:	LAB FILE ID:
Level 1	STD005 240-179065/4	P1200004.D
Level 2	STD01 240-179065/5	P1200005.D
Level 3	STD02 240-179065/6	P1200006.D
Level 4	STD05 240-179065/7	P1200007.D
Level 5	STD1 240-179065/8	P1200008.D
Level 6	STD2 240-179065/9	P1200009.D

ANALYTE	RRF					CURVE TYPE	COEFFICIENT			#	MIN RRF	%RSD	#	MAX %RSD	R^2 OR COD	#	MIN R^2 OR COD
	LVL 1 LVL 6	LVL 2	LVL 3	LVL 4	LVL 5		B	M1	M2								
PCB-1232 Peak 1	0.0292 0.0193	0.0277	0.0240	0.0229	0.0204	Lin1	0.0007	0.0196							0.9970		0.9900
PCB-1232 Peak 2	0.0244 0.0160	0.0235	0.0204	0.0192	0.0169	Lin1	0.0006	0.0162							0.9960		0.9900
PCB-1232 Peak 3	0.0432 0.0345	0.0421	0.0373	0.0371	0.0346	Lin1	0.0006	0.0344							0.9990		0.9900
PCB-1232 Peak 4	0.0200 0.0140	0.0201	0.0156	0.0168	0.0144	Lin1	0.0004	0.0141							0.9960		0.9900
PCB-1232 Peak 5	0.0136 0.0098	0.0139	0.0127	0.0114	0.0101	Lin1	0.0003	0.0099							0.9960		0.9900
PCB-1262 Peak 1	0.0499 0.0404	0.0476	0.0427	0.0436	0.0398	Lin1	0.0006	0.0401							0.9990		0.9900
PCB-1262 Peak 2	0.0675 0.0574	0.0642	0.0584	0.0634	0.0562	Lin1	0.0006	0.0572							0.9980		0.9900
PCB-1262 Peak 3	0.0640 0.0555	0.0621	0.0566	0.0585	0.0542	Lin1	0.0005	0.0551							0.9990		0.9900
PCB-1262 Peak 4	0.1175 0.1139	0.1119	0.1072	0.1223	0.1107	Lin1	0	0.1138							0.9990		0.9900
PCB-1262 Peak 5	0.0873 0.0787	0.0817	0.0764	0.0852	0.0769	Lin1	0.0004	0.0786							0.9990		0.9900

Note: The m1 coefficient is the same as Ave RRF for an Ave curve type.

FORM VI
PCBS INITIAL CALIBRATION DATA
INTERNAL STANDARD CURVE EVALUATION

Lab Name: TestAmerica Canton Job No.: 240-49697-1 Analy Batch No.: 179065

SDG No.:

Instrument ID: A2HP12 GC Column: CLP-2 ID: 0.53(mm) Heated Purge: (Y/N) N

Calibration Start Date: 05/04/2015 08:53 Calibration End Date: 05/04/2015 10:23 Calibration ID: 28288

Calibration Files:

LEVEL:	LAB SAMPLE ID:	LAB FILE ID:
Level 1	STD005 240-179065/10	P1200010.D
Level 2	STD01 240-179065/11	P1200011.D
Level 3	STD02 240-179065/12	P1200012.D
Level 4	STD05 240-179065/13	P1200013.D
Level 5	STD1 240-179065/14	P1200014.D
Level 6	STD2 240-179065/15	P1200015.D

ANALYTE	RRF					CURVE TYPE	COEFFICIENT			#	MIN RRF	%RSD	#	MAX %RSD	R^2 OR COD	#	MIN R^2 OR COD
	LVL 1 LVL 6	LVL 2	LVL 3	LVL 4	LVL 5		B	M1	M2								
PCB-1242 Peak 1	0.0201 0.0132	0.0187	0.0166	0.0155	0.0136	Lin1	0.0005	0.0132							0.9970		0.9900
PCB-1242 Peak 2	0.0378 0.0256	0.0348	0.0311	0.0295	0.0263	Lin1	0.0008	0.0257							0.9980		0.9900
PCB-1242 Peak 3	0.0721 0.0609	0.0676	0.0626	0.0637	0.0600	Lin1	0.0006	0.0605							1.0000		0.9900
PCB-1242 Peak 4	0.0308 0.0238	0.0284	0.0272	0.0264	0.0239	Lin1	0.0004	0.0239							0.9990		0.9900
PCB-1242 Peak 5	0.0267 0.0187	0.0250	0.0223	0.0208	0.0188	Lin1	0.0005	0.0186							0.9990		0.9900
PCB-1268 Peak 1	0.1327 0.1241	0.1189	0.1149	0.1272	0.1198	Lin1	0	0.1229							0.9990		0.9900
PCB-1268 Peak 2	0.1325 0.1218	0.1191	0.1150	0.1260	0.1186	Lin1	0.0002	0.1210							0.9990		0.9900
PCB-1268 Peak 3	0.1069 0.1002	0.0977	0.0944	0.1039	0.0978	Lin1	0.0001	0.0997							0.9990		0.9900
PCB-1268 Peak 4	0.0498 0.0419	0.0457	0.0424	0.0446	0.0414	Lin1	0.0004	0.0417							0.9990		0.9900
PCB-1268 Peak 5	0.3302 0.3488	0.3181	0.3145	0.3542	0.3394	Lin1	-0.002	0.3475							0.9990		0.9900

Note: The m1 coefficient is the same as Ave RRF for an Ave curve type.

FORM VI
PCBS INITIAL CALIBRATION DATA
INTERNAL STANDARD CURVE EVALUATION

Lab Name: TestAmerica Canton Job No.: 240-49697-1 Analy Batch No.: 179065

SDG No.:

Instrument ID: A2HP12 GC Column: CLP-2 ID: 0.53(mm) Heated Purge: (Y/N) N

Calibration Start Date: 05/04/2015 10:42 Calibration End Date: 05/04/2015 12:13 Calibration ID: 28294

Calibration Files:

LEVEL:	LAB SAMPLE ID:	LAB FILE ID:
Level 1	STD005 240-179065/16	P1200016.D
Level 2	STD01 240-179065/17	P1200017.D
Level 3	STD02 240-179065/18	P1200018.D
Level 4	STD05 240-179065/19	P1200019.D
Level 5	STD1 240-179065/20	P1200020.D
Level 6	STD2 240-179065/21	P1200021.D

ANALYTE	RRF					CURVE TYPE	COEFFICIENT			#	MIN RRF	%RSD	#	MAX %RSD	R^2 OR COD	#	MIN R^2 OR COD
	LVL 1 LVL 6	LVL 2	LVL 3	LVL 4	LVL 5		B	M1	M2								
PCB-1248 Peak 1	0.0501 0.0404	0.0474	0.0416	0.0396	0.0395	Lin1	0.0005	0.0396							1.0000		0.9900
PCB-1248 Peak 2	0.0406 0.0304	0.0380	0.0328	0.0305	0.0300	Lin1	0.0006	0.0298							1.0000		0.9900
PCB-1248 Peak 3	0.0431 0.0339	0.0413	0.0361	0.0337	0.0333	Lin1	0.0006	0.0333							1.0000		0.9900
PCB-1248 Peak 4	0.0424 0.0348	0.0412	0.0361	0.0338	0.0337	Lin1	0.0005	0.0340							0.9990		0.9900
PCB-1248 Peak 5	0.0271 0.0200	0.0257	0.0226	0.0202	0.0199	Lin1	0.0005	0.0197							0.9990		0.9900

Note: The m1 coefficient is the same as Ave RRF for an Ave curve type.

FORM VI
PCBS INITIAL CALIBRATION DATA
INTERNAL STANDARD CURVE EVALUATION

Lab Name: TestAmerica Canton Job No.: 240-49697-1 Analy Batch No.: 179065

SDG No.:

Instrument ID: A2HP12 GC Column: CLP-2 ID: 0.53(mm) Heated Purge: (Y/N) N

Calibration Start Date: 05/04/2015 12:31 Calibration End Date: 05/04/2015 14:02 Calibration ID: 28300

Calibration Files:

LEVEL:	LAB SAMPLE ID:	LAB FILE ID:
Level 1	STD005 240-179065/22	P1200022.D
Level 2	STD01 240-179065/23	P1200023.D
Level 3	STD02 240-179065/24	P1200024.D
Level 4	STD05 240-179065/25	P1200025.D
Level 5	STD1 240-179065/26	P1200026.D
Level 6	STD2 240-179065/27	P1200027.D

ANALYTE	RRF					CURVE TYPE	COEFFICIENT			#	MIN RRF	%RSD	#	MAX %RSD	R^2 OR COD	#	MIN R^2 OR COD
	LVL 1 LVL 6	LVL 2	LVL 3	LVL 4	LVL 5		B	M1	M2								
PCB-1221 Peak 1	0.0143 0.0093	0.0132	0.0125	0.0107	0.0100	Lin1	0.0003	0.0095							0.9960		0.9900
PCB-1221 Peak 2	0.0099 0.0061	0.0091	0.0086	0.0073	0.0067	Lin1	0.0003	0.0062							0.9940		0.9900
PCB-1221 Peak 3	0.0341 0.0224	0.0306	0.0287	0.0251	0.0239	Lin1	0.0008	0.0226							0.9980		0.9900
PCB-1254 Peak 1	0.0521 0.0390	0.0468	0.0449	0.0408	0.0398	Lin1	0.0008	0.0389							1.0000		0.9900
PCB-1254 Peak 2	0.0718 0.0601	0.0653	0.0661	0.0614	0.0607	Lin1	0.0007	0.0600							1.0000		0.9900
PCB-1254 Peak 3	0.0508 0.0421	0.0472	0.0467	0.0431	0.0427	Lin1	0.0005	0.0420							1.0000		0.9900
PCB-1254 Peak 4	0.0436 0.0392	0.0415	0.0406	0.0384	0.0392	Lin1	0.0002	0.0390							1.0000		0.9900
PCB-1254 Peak 5	0.0703 0.0575	0.0635	0.0638	0.0596	0.0584	Lin1	0.0007	0.0575							1.0000		0.9900

Note: The m1 coefficient is the same as Ave RRF for an Ave curve type.

FORM VI
PCBS INITIAL CALIBRATION DATA
INTERNAL STANDARD CURVE EVALUATION

Lab Name: TestAmerica Canton Job No.: 240-49697-1 Analy Batch No.: 179065

SDG No.:

Instrument ID: A2HP12 GC Column: CLP-2 ID: 0.53(mm) Heated Purge: (Y/N) N

Calibration Start Date: 05/04/2015 14:20 Calibration End Date: 05/04/2015 15:51 Calibration ID: 28306

Calibration Files:

LEVEL:	LAB SAMPLE ID:	LAB FILE ID:
Level 1	STD005 240-179065/28	P1200028.D
Level 2	STD01 240-179065/29	P1200029.D
Level 3	STD02 240-179065/30	P1200030.D
Level 4	STD05 240-179065/31	P1200031.D
Level 5	STD1 240-179065/32	P1200032.D
Level 6	STD2 240-179065/33	P1200033.D

ANALYTE	RRF					CURVE TYPE	COEFFICIENT			#	MIN RRF	%RSD	#	MAX %RSD	R^2 OR COD	#	MIN R^2 OR COD
	LVL 1 LVL 6	LVL 2	LVL 3	LVL 4	LVL 5		B	M1	M2								
PCB-1016 Peak 1	0.0251 0.0145	0.0202	0.0189	0.0178	0.0159	Lin1	0.0006	0.0149							0.9960		0.9900
PCB-1016 Peak 2	0.0397 0.0246	0.0334	0.0289	0.0298	0.0260	Lin1	0.0008	0.0250							0.9960		0.9900
PCB-1016 Peak 3	0.0889 0.0683	0.0741	0.0721	0.0755	0.0721	Lin1	0.0009	0.0694							0.9990		0.9900
PCB-1016 Peak 4	0.0378 0.0263	0.0323	0.0305	0.0302	0.0282	Lin1	0.0006	0.0268							0.9980		0.9900
PCB-1016 Peak 5	0.0354 0.0204	0.0275	0.0253	0.0241	0.0217	Lin1	0.0008	0.0206							0.9980		0.9900
PCB-1260 Peak 1	0.0594 0.0404	0.0475	0.0450	0.0458	0.0423	Lin1	0.0009	0.0409							0.9980		0.9900
PCB-1260 Peak 2	0.0646 0.0464	0.0522	0.0498	0.0509	0.0479	Lin1	0.0008	0.0466							0.9990		0.9900
PCB-1260 Peak 3	0.0484 0.0337	0.0401	0.0381	0.0384	0.0359	Lin1	0.0008	0.0343							0.9980		0.9900
PCB-1260 Peak 4	0.1050 0.0865	0.0885	0.0877	0.0937	0.0902	Lin1	0.0007	0.0878							0.9990		0.9900
PCB-1260 Peak 5	0.0839 0.0593	0.0661	0.0630	0.0652	0.0622	Lin1	0.0011	0.0599							0.9990		0.9900
Tetrachloro-m-xylene	1.2741 0.9583	0.9692	0.9788	0.9703	0.9847	Lin1	0.0005	0.9560							0.9990		0.9900
DCB Decachlorobiphenyl	1.1628 0.7127	0.8606	0.8249	0.7694	0.7476	Lin1	0.0010	0.7120							0.9990		0.9900

Note: The m1 coefficient is the same as Ave RRF for an Ave curve type.

FORM VII
PCBS CONTINUING CALIBRATION DATA

Lab Name: TestAmerica Canton Job No.: 240-49697-1

SDG No.:

Lab Sample ID: ICV 240-179065/39 Calibration Date: 05/04/2015 17:40

Instrument ID: A2HP12 Calib Start Date: 05/04/2015 14:20

GC Column: CLP-2 ID: 0.53(mm) Calib End Date: 05/04/2015 15:51

Lab File ID: P1200039.D Conc. Units: ng/uL

ANALYTE	CURVE TYPE	AVE RRF	RRF	MIN RRF	CALC AMOUNT	SPIKE AMOUNT	%D	MAX %D
PCB-1016 Peak 1	Lin1		0.0166		1.07	1.00	7.3	20.0
PCB-1016 Peak 2	Lin1		0.0337		1.32	1.00	31.7*	20.0
PCB-1016 Peak 3	Lin1		0.0798		1.14	1.00	13.7	20.0
PCB-1016 Peak 4	Lin1		0.0305		1.11	1.00	11.4	20.0
PCB-1016 Peak 5	Lin1		0.0231		1.08	1.00	8.5	20.0
PCB-1260 Peak 1	Lin1		0.0475		1.14	1.00	14.1	20.0
PCB-1260 Peak 2	Lin1		0.0535		1.13	1.00	13.0	20.0
PCB-1260 Peak 3	Lin1		0.0339		0.967	1.00	-3.3	20.0
PCB-1260 Peak 4	Lin1		0.0885		1.00	1.00	0.1	20.0
PCB-1260 Peak 5	Lin1		0.0631		1.04	1.00	3.6	20.0

FORM VIII
PCBS INTERNAL STANDARD AREA AND RETENTION TIME SUMMARY

Lab Name: TestAmerica Canton Job No.: 240-49697-1

SDG No.:

Sample No.: STD05 240-179065/31 Date Analyzed: 05/04/2015 15:15

Instrument ID: A2HP12 GC Column: CLP-2 ID: 0.53(mm)

Lab File ID (Standard): P1200031.D Heated Purge: (Y/N) N

Calibration ID: 28306

		BNB					
		AREA #	RT #	AREA #	RT #	AREA #	RT #
INITIAL CALIBRATION MID-POINT		61658860	3.58				
UPPER LIMIT							
LOWER LIMIT							
LAB SAMPLE ID	CLIENT SAMPLE ID						
ICV 240-179065/39		63122926	3.58				

BNB = 1-Bromo-2-nitrobenzene

Area Limit = 50%-200% of internal standard area
RT Limit = ± 0.03 minutes of internal standard RT

Column used to flag values outside QC limits

FORM VIII 8082A

PCBS ANALYSIS RUN LOG

Lab Name: TestAmerica Canton Job No.: 240-49697-1

SDG No.:

Instrument ID: A2HP12 Start Date: 05/06/2015 18:50

Analysis Batch Number: 179613 End Date: 05/07/2015 04:13

LAB SAMPLE ID	CLIENT SAMPLE ID	DATE ANALYZED	DILUTION FACTOR	LAB FILE ID	COLUMN ID
CCV 240-179613/3 CCVIS		05/06/2015 18:50	1		CLP-1 0.53(mm)
CCV 240-179613/3 CCVIS		05/06/2015 18:50	1	P1200038.D	CLP-2 0.53(mm)
RTC 240-179613/4 CCV		05/06/2015 19:08	1		CLP-1 0.53(mm)
RTC 240-179613/4 CCV		05/06/2015 19:08	1	P1200039.D	CLP-2 0.53(mm)
RTC 240-179613/5 CCV		05/06/2015 19:26	1		CLP-1 0.53(mm)
RTC 240-179613/5 CCV		05/06/2015 19:26	1	P1200040.D	CLP-2 0.53(mm)
RTC 240-179613/6 CCV		05/06/2015 19:44	1		CLP-1 0.53(mm)
RTC 240-179613/6 CCV		05/06/2015 19:44	1	P1200041.D	CLP-2 0.53(mm)
RTC 240-179613/7 CCV		05/06/2015 20:03	1		CLP-1 0.53(mm)
RTC 240-179613/7 CCV		05/06/2015 20:03	1	P1200042.D	CLP-2 0.53(mm)
ZZZZZ		05/06/2015 20:57	1		CLP-1 0.53(mm)
240-49697-63	DR-SB-237-36-39	05/06/2015 20:57	1	P1200045.D	CLP-2 0.53(mm)
ZZZZZ		05/06/2015 21:15	1		CLP-1 0.53(mm)
240-49697-64	DR-SB-237-48-51	05/06/2015 21:15	1	P1200046.D	CLP-2 0.53(mm)
ZZZZZ		05/06/2015 21:33	10		CLP-1 0.53(mm)
240-49697-65	DR-SB-232-0-3	05/06/2015 21:33	10	P1200047.D	CLP-2 0.53(mm)
ZZZZZ		05/06/2015 21:52	1		CLP-1 0.53(mm)
240-49697-66	DR-SB-232-24-27	05/06/2015 21:52	1	P1200048.D	CLP-2 0.53(mm)
ZZZZZ		05/06/2015 22:10	5		CLP-1 0.53(mm)
240-49697-67	DR-SB-232-36-39	05/06/2015 22:10	5	P1200049.D	CLP-2 0.53(mm)
ZZZZZ		05/06/2015 22:28	1		CLP-1 0.53(mm)
240-49697-68	DR-SB-232-48-51	05/06/2015 22:28	1	P1200050.D	CLP-2 0.53(mm)
ZZZZZ		05/06/2015 22:46	1		CLP-1 0.53(mm)
240-49697-69	DR-SB-231-0-3	05/06/2015 22:46	1	P1200051.D	CLP-2 0.53(mm)
ZZZZZ		05/07/2015 03:19	1		CLP-1 0.53(mm)
MB 240-179092/23-A		05/07/2015 03:19	1	P1200066.D	CLP-2 0.53(mm)
ZZZZZ		05/07/2015 03:37	1		CLP-1 0.53(mm)
LCS 240-179092/24-A		05/07/2015 03:37	1	P1200067.D	CLP-2 0.53(mm)
ZZZZZ		05/07/2015 03:55	1		CLP-1 0.53(mm)
ZZZZZ		05/07/2015 03:55	1		CLP-2 0.53(mm)
ZZZZZ		05/07/2015 04:13	1		CLP-1 0.53(mm)
ZZZZZ		05/07/2015 04:13	1		CLP-2 0.53(mm)

8082A

FORM VI
RESOLUTION CHECK SUMMARY

Lab Name: TestAmerica Canton Job No.: 240-49697-1

SDG No.:

Lab Sample ID (1): CCV 240-179613/3 CCVIS Instrument ID (1): A2HP12

GC Column (1): CLP-2 ID: 0.53(mm) Date Analyzed (1): 05/06/2015 18:50

ANALYTE	RT	RESOLUTION (%)
Aroclor-1016		100.0
Aroclor-1260		100.0
Tetrachloro-m-xylene	4.97	100.0
PCB-1016 Peak 1	5.76	100.0
PCB-1016 Peak 2	6.34	100.0
PCB-1016 Peak 3	6.95	100.0
PCB-1016 Peak 4	7.13	100.0
PCB-1016 Peak 5	7.73	100.0
PCB-1260 Peak 1	9.28	100.0
PCB-1260 Peak 2	9.53	100.0
PCB-1260 Peak 3	10.06	100.0
PCB-1260 Peak 4	10.67	100.0
PCB-1260 Peak 5	11.05	100.0

FORM VIII
PCBS INTERNAL STANDARD AREA AND RETENTION TIME SUMMARY

Lab Name: TestAmerica Canton Job No.: 240-49697-1

SDG No.:

Sample No.: CCV 240-179613/3 Date Analyzed: 05/06/2015 18:50

Instrument ID: A2HP12 GC Column: CLP-2 ID: 0.53(mm)

Lab File ID (Standard): P1200038.D Heated Purge: (Y/N) N

Calibration ID: 28306

		BNB					
		AREA #	RT #	AREA #	RT #	AREA #	RT #
12/24 HOUR STD		71424761	3.58				
UPPER LIMIT							
LOWER LIMIT							
LAB SAMPLE ID	CLIENT SAMPLE ID						
RTC 240-179613/4 CCV		70948272	3.58				
RTC 240-179613/5 CCV		70990539	3.58				
RTC 240-179613/6 CCV		73320796	3.58				
RTC 240-179613/7 CCV		72411580	3.58				
240-49697-63	DR-SB-237-36-39	89393400	3.58				
240-49697-64	DR-SB-237-48-51	86362916	3.58				
240-49697-65	DR-SB-232-0-3	80410289	3.58				
240-49697-66	DR-SB-232-24-27	81881124	3.58				
240-49697-67	DR-SB-232-36-39	81387059	3.58				
240-49697-68	DR-SB-232-48-51	83092340	3.58				
240-49697-69	DR-SB-231-0-3	84214421	3.58				
MB 240-179092/23-A		91579538	3.58				
LCS 240-179092/24-A		93728639	3.58				

BNB = 1-Bromo-2-nitrobenzene

Area Limit = 50%-200% of internal standard area
RT Limit = ± 0.03 minutes of internal standard RT

Column used to flag values outside QC limits

FORM VIII 8082A

FORM VII
PCBS CONTINUING CALIBRATION DATA

Lab Name: TestAmerica Canton Job No.: 240-49697-1

SDG No.:

Lab Sample ID: CCV 240-179613/3 Calibration Date: 05/06/2015 18:50

Instrument ID: A2HP12 Calib Start Date: 05/04/2015 14:20

GC Column: CLP-2 ID: 0.53(mm) Calib End Date: 05/04/2015 15:51

Lab File ID: P1200038.D Conc. Units: ng/uL

ANALYTE	CURVE TYPE	AVE RRF	RRF	MIN RRF	CALC AMOUNT	SPIKE AMOUNT	%D	MAX %D
PCB-1016 Peak 1	Lin1		0.0152		0.469	0.500	-6.3	20.0
PCB-1016 Peak 2	Lin1		0.0297		0.561	0.500	12.2	20.0
PCB-1016 Peak 3	Lin1		0.0671		0.470	0.500	-6.0	20.0
PCB-1016 Peak 4	Lin1		0.0262		0.465	0.500	-6.9	20.0
PCB-1016 Peak 5	Lin1		0.0204		0.457	0.500	-8.5	20.0
PCB-1260 Peak 1	Lin1		0.0394		0.460	0.500	-8.1	20.0
PCB-1260 Peak 2	Lin1		0.0453		0.468	0.500	-6.4	20.0
PCB-1260 Peak 3	Lin1		0.0342		0.477	0.500	-4.6	20.0
PCB-1260 Peak 4	Lin1		0.0848		0.476	0.500	-4.9	20.0
PCB-1260 Peak 5	Lin1		0.0590		0.475	0.500	-5.0	20.0
Tetrachloro-m-xylene	Lin1		0.8721		0.0223	0.0250	-10.9	20.0
DCB Decachlorobiphenyl	Lin1		0.6868		0.0226	0.0250	-9.4	20.0

FORM VII
PCBS CONTINUING CALIBRATION DATA

Lab Name: TestAmerica Canton Job No.: 240-49697-1

SDG No.:

Lab Sample ID: RTC 240-179613/4 Calibration Date: 05/06/2015 19:08

Instrument ID: A2HP12 Calib Start Date: 05/04/2015 07:04

GC Column: CLP-2 ID: 0.53(mm) Calib End Date: 05/04/2015 08:34

Lab File ID: P1200039.D Conc. Units: ng/uL

ANALYTE	CURVE TYPE	AVE RRF	RRF	MIN RRF	CALC AMOUNT	SPIKE AMOUNT	%D	MAX %D
PCB-1232 Peak 1	Lin1		0.0187		0.442	0.500	-11.6	20.0
PCB-1232 Peak 2	Lin1		0.0154		0.439	0.500	-12.1	20.0
PCB-1232 Peak 3	Lin1		0.0313		0.438	0.500	-12.4	20.0
PCB-1232 Peak 4	Lin1		0.0127		0.420	0.500	-16.0	20.0
PCB-1232 Peak 5	Lin1		0.0094		0.444	0.500	-11.2	20.0
PCB-1262 Peak 1	Lin1		0.0367		0.442	0.500	-11.6	20.0
PCB-1262 Peak 2	Lin1		0.0513		0.437	0.500	-12.6	20.0
PCB-1262 Peak 3	Lin1		0.0484		0.429	0.500	-14.1	20.0
PCB-1262 Peak 4	Lin1		0.1009		0.443	0.500	-11.4	20.0
PCB-1262 Peak 5	Lin1		0.0704		0.443	0.500	-11.4	20.0

FORM VII
PCBS CONTINUING CALIBRATION DATA

Lab Name: TestAmerica Canton Job No.: 240-49697-1

SDG No.:

Lab Sample ID: RTC 240-179613/5 Calibration Date: 05/06/2015 19:26

Instrument ID: A2HP12 Calib Start Date: 05/04/2015 08:53

GC Column: CLP-2 ID: 0.53(mm) Calib End Date: 05/04/2015 10:23

Lab File ID: P1200040.D Conc. Units: ng/uL

ANALYTE	CURVE TYPE	AVE RRF	RRF	MIN RRF	CALC AMOUNT	SPIKE AMOUNT	%D	MAX %D
PCB-1242 Peak 1	Lin1		0.0127		0.443	0.500	-11.5	20.0
PCB-1242 Peak 2	Lin1		0.0249		0.453	0.500	-9.4	20.0
PCB-1242 Peak 3	Lin1		0.0551		0.445	0.500	-11.0	20.0
PCB-1242 Peak 4	Lin1		0.0218		0.437	0.500	-12.6	20.0
PCB-1242 Peak 5	Lin1		0.0177		0.447	0.500	-10.6	20.0
PCB-1268 Peak 1	Lin1		0.1116		0.454	0.500	-9.2	20.0
PCB-1268 Peak 2	Lin1		0.1080		0.445	0.500	-11.0	20.0
PCB-1268 Peak 3	Lin1		0.0919		0.460	0.500	-8.0	20.0
PCB-1268 Peak 4	Lin1		0.0386		0.453	0.500	-9.4	20.0
PCB-1268 Peak 5	Lin1		0.3109		0.453	0.500	-9.3	20.0

FORM VII
PCBS CONTINUING CALIBRATION DATA

Lab Name: TestAmerica Canton Job No.: 240-49697-1

SDG No.:

Lab Sample ID: RTC 240-179613/6 Calibration Date: 05/06/2015 19:44

Instrument ID: A2HP12 Calib Start Date: 05/04/2015 10:42

GC Column: CLP-2 ID: 0.53(mm) Calib End Date: 05/04/2015 12:13

Lab File ID: P1200041.D Conc. Units: ng/uL

ANALYTE	CURVE TYPE	AVE RRF	RRF	MIN RRF	CALC AMOUNT	SPIKE AMOUNT	%D	MAX %D
PCB-1248 Peak 1	Lin1		0.0346		0.423	0.500	-15.3	20.0
PCB-1248 Peak 2	Lin1		0.0267		0.427	0.500	-14.5	20.0
PCB-1248 Peak 3	Lin1		0.0292		0.422	0.500	-15.5	20.0
PCB-1248 Peak 4	Lin1		0.0296		0.421	0.500	-15.8	20.0
PCB-1248 Peak 5	Lin1		0.0178		0.430	0.500	-13.9	20.0

FORM VII
PCBS CONTINUING CALIBRATION DATA

Lab Name: TestAmerica Canton Job No.: 240-49697-1

SDG No.:

Lab Sample ID: RTC 240-179613/7 Calibration Date: 05/06/2015 20:03

Instrument ID: A2HP12 Calib Start Date: 05/04/2015 12:31

GC Column: CLP-2 ID: 0.53(mm) Calib End Date: 05/04/2015 14:02

Lab File ID: P1200042.D Conc. Units: ng/uL

ANALYTE	CURVE TYPE	AVE RRF	RRF	MIN RRF	CALC AMOUNT	SPIKE AMOUNT	%D	MAX %D
PCB-1221 Peak 1	Lin1		0.0091		0.444	0.500	-11.3	20.0
PCB-1221 Peak 2	Lin1		0.0060		0.439	0.500	-12.3	20.0
PCB-1221 Peak 3	Lin1		0.0219		0.450	0.500	-10.0	20.0
PCB-1254 Peak 1	Lin1		0.0366		0.450	0.500	-10.0	20.0
PCB-1254 Peak 2	Lin1		0.0563		0.458	0.500	-8.4	20.0
PCB-1254 Peak 3	Lin1		0.0394		0.456	0.500	-8.7	20.0
PCB-1254 Peak 4	Lin1		0.0348		0.441	0.500	-11.9	20.0
PCB-1254 Peak 5	Lin1		0.0540		0.457	0.500	-8.6	20.0

PCBS ANALYSIS RUN LOG

Lab Name: TestAmerica Canton Job No.: 240-49697-1

SDG No.:

Instrument ID: A2HP13 Start Date: 04/24/2015 14:26

Analysis Batch Number: 177891 End Date: 04/25/2015 00:34

LAB SAMPLE ID	CLIENT SAMPLE ID	DATE ANALYZED	DILUTION FACTOR	LAB FILE ID	COLUMN ID
STD005 240-177891/4 IC		04/24/2015 14:26	1	P1300004.D	CLP-1 0.53(mm)
STD005 240-177891/4 IC		04/24/2015 14:26	1	P1300004.D	CLP-2 0.53(mm)
STD01 240-177891/5 IC		04/24/2015 14:42	1	P1300005.D	CLP-1 0.53(mm)
STD01 240-177891/5 IC		04/24/2015 14:42	1	P1300005.D	CLP-2 0.53(mm)
STD02 240-177891/6 IC		04/24/2015 14:59	1	P1300006.D	CLP-1 0.53(mm)
STD02 240-177891/6 IC		04/24/2015 14:59	1	P1300006.D	CLP-2 0.53(mm)
STD05 240-177891/7 IC		04/24/2015 15:15	1	P1300007.D	CLP-1 0.53(mm)
STD05 240-177891/7 IC		04/24/2015 15:15	1	P1300007.D	CLP-2 0.53(mm)
STD1 240-177891/8 IC		04/24/2015 15:32	1	P1300008.D	CLP-1 0.53(mm)
STD1 240-177891/8 IC		04/24/2015 15:32	1	P1300008.D	CLP-2 0.53(mm)
STD2 240-177891/9 IC		04/24/2015 15:48	1	P1300009.D	CLP-1 0.53(mm)
STD2 240-177891/9 IC		04/24/2015 15:48	1	P1300009.D	CLP-2 0.53(mm)
STD005 240-177891/10 IC		04/24/2015 16:05	1	P1300010.D	CLP-1 0.53(mm)
STD005 240-177891/10 IC		04/24/2015 16:05	1	P1300010.D	CLP-2 0.53(mm)
STD01 240-177891/11 IC		04/24/2015 16:21	1	P1300011.D	CLP-1 0.53(mm)
STD01 240-177891/11 IC		04/24/2015 16:21	1	P1300011.D	CLP-2 0.53(mm)
STD02 240-177891/12 IC		04/24/2015 16:38	1	P1300012.D	CLP-1 0.53(mm)
STD02 240-177891/12 IC		04/24/2015 16:38	1	P1300012.D	CLP-2 0.53(mm)
STD05 240-177891/13 IC		04/24/2015 16:54	1	P1300013.D	CLP-1 0.53(mm)
STD05 240-177891/13 IC		04/24/2015 16:54	1	P1300013.D	CLP-2 0.53(mm)
STD1 240-177891/14 IC		04/24/2015 17:10	1	P1300014.D	CLP-1 0.53(mm)
STD1 240-177891/14 IC		04/24/2015 17:10	1	P1300014.D	CLP-2 0.53(mm)
STD2 240-177891/15 IC		04/24/2015 17:27	1	P1300015.D	CLP-1 0.53(mm)
STD2 240-177891/15 IC		04/24/2015 17:27	1	P1300015.D	CLP-2 0.53(mm)
STD005 240-177891/16 IC		04/24/2015 17:43	1	P1300016.D	CLP-1 0.53(mm)
STD005 240-177891/16 IC		04/24/2015 17:43	1	P1300016.D	CLP-2 0.53(mm)
STD01 240-177891/17 IC		04/24/2015 18:00	1	P1300017.D	CLP-1 0.53(mm)
STD01 240-177891/17 IC		04/24/2015 18:00	1	P1300017.D	CLP-2 0.53(mm)
STD02 240-177891/18 IC		04/24/2015 18:16	1	P1300018.D	CLP-1 0.53(mm)
STD02 240-177891/18 IC		04/24/2015 18:16	1	P1300018.D	CLP-2 0.53(mm)
STD05 240-177891/19 IC		04/24/2015 18:33	1	P1300019.D	CLP-1 0.53(mm)
STD05 240-177891/19 IC		04/24/2015 18:33	1	P1300019.D	CLP-2 0.53(mm)
STD1 240-177891/20 IC		04/24/2015 18:49	1	P1300020.D	CLP-1 0.53(mm)

8082A

PCBS ANALYSIS RUN LOG

Lab Name: TestAmerica Canton Job No.: 240-49697-1

SDG No.:

Instrument ID: A2HP13 Start Date: 04/24/2015 14:26

Analysis Batch Number: 177891 End Date: 04/25/2015 00:34

LAB SAMPLE ID	CLIENT SAMPLE ID	DATE ANALYZED	DILUTION FACTOR	LAB FILE ID	COLUMN ID
STD1 240-177891/20 IC		04/24/2015 18:49	1	P1300020.D	CLP-2 0.53(mm)
STD2 240-177891/21 IC		04/24/2015 19:05	1	P1300021.D	CLP-1 0.53(mm)
STD2 240-177891/21 IC		04/24/2015 19:05	1	P1300021.D	CLP-2 0.53(mm)
STD005 240-177891/22 IC		04/24/2015 19:22	1	P1300022.D	CLP-1 0.53(mm)
STD005 240-177891/22 IC		04/24/2015 19:22	1	P1300022.D	CLP-2 0.53(mm)
STD01 240-177891/23 IC		04/24/2015 19:38	1	P1300023.D	CLP-1 0.53(mm)
STD01 240-177891/23 IC		04/24/2015 19:38	1	P1300023.D	CLP-2 0.53(mm)
STD02 240-177891/24 IC		04/24/2015 19:55	1	P1300024.D	CLP-1 0.53(mm)
STD02 240-177891/24 IC		04/24/2015 19:55	1	P1300024.D	CLP-2 0.53(mm)
STD05 240-177891/25 IC		04/24/2015 20:11	1	P1300025.D	CLP-1 0.53(mm)
STD05 240-177891/25 IC		04/24/2015 20:11	1	P1300025.D	CLP-2 0.53(mm)
STD1 240-177891/26 IC		04/24/2015 20:28	1	P1300026.D	CLP-1 0.53(mm)
STD1 240-177891/26 IC		04/24/2015 20:28	1	P1300026.D	CLP-2 0.53(mm)
STD2 240-177891/27 IC		04/24/2015 20:44	1	P1300027.D	CLP-1 0.53(mm)
STD2 240-177891/27 IC		04/24/2015 20:44	1	P1300027.D	CLP-2 0.53(mm)
STD005 240-177891/28 IC		04/24/2015 21:01	1	P1300028.D	CLP-1 0.53(mm)
STD005 240-177891/28 IC		04/24/2015 21:01	1	P1300028.D	CLP-2 0.53(mm)
STD01 240-177891/29 IC		04/24/2015 21:17	1	P1300029.D	CLP-1 0.53(mm)
STD01 240-177891/29 IC		04/24/2015 21:17	1	P1300029.D	CLP-2 0.53(mm)
STD02 240-177891/30 IC		04/24/2015 21:33	1	P1300030.D	CLP-1 0.53(mm)
STD02 240-177891/30 IC		04/24/2015 21:33	1	P1300030.D	CLP-2 0.53(mm)
STD05 240-177891/31 ICRT		04/24/2015 21:50	1	P1300031.D	CLP-1 0.53(mm)
STD05 240-177891/31 ICRT		04/24/2015 21:50	1	P1300031.D	CLP-2 0.53(mm)
STD1 240-177891/32 IC		04/24/2015 22:06	1	P1300032.D	CLP-1 0.53(mm)
STD1 240-177891/32 IC		04/24/2015 22:06	1	P1300032.D	CLP-2 0.53(mm)
STD2 240-177891/33 IC		04/24/2015 22:23	1	P1300033.D	CLP-1 0.53(mm)
STD2 240-177891/33 IC		04/24/2015 22:23	1	P1300033.D	CLP-2 0.53(mm)
ICV 240-177891/34		04/24/2015 22:39	1		CLP-1 0.53(mm)
ICV 240-177891/34		04/24/2015 22:39	1		CLP-2 0.53(mm)
ICV 240-177891/35		04/24/2015 22:56	1		CLP-1 0.53(mm)
ICV 240-177891/35		04/24/2015 22:56	1		CLP-2 0.53(mm)
ICV 240-177891/36		04/24/2015 23:12	1		CLP-1 0.53(mm)
ICV 240-177891/36		04/24/2015 23:12	1		CLP-2 0.53(mm)

8082A

PCBS ANALYSIS RUN LOG

Lab Name: TestAmerica Canton Job No.: 240-49697-1

SDG No.:

Instrument ID: A2HP13 Start Date: 04/24/2015 14:26

Analysis Batch Number: 177891 End Date: 04/25/2015 00:34

LAB SAMPLE ID	CLIENT SAMPLE ID	DATE ANALYZED	DILUTION FACTOR	LAB FILE ID	COLUMN ID
ICV 240-177891/37		04/24/2015 23:29	1		CLP-1 0.53(mm)
ICV 240-177891/37		04/24/2015 23:29	1		CLP-2 0.53(mm)
ICV 240-177891/38		04/24/2015 23:45	1		CLP-1 0.53(mm)
ICV 240-177891/38		04/24/2015 23:45	1		CLP-2 0.53(mm)
ICV 240-177891/39		04/25/2015 00:01	1	P1300039.D	CLP-1 0.53(mm)
ICV 240-177891/39		04/25/2015 00:01	1	P1300039.D	CLP-2 0.53(mm)
ICV 240-177891/40		04/25/2015 00:18	1		CLP-1 0.53(mm)
ICV 240-177891/40		04/25/2015 00:18	1		CLP-2 0.53(mm)
ICV 240-177891/41		04/25/2015 00:34	1		CLP-1 0.53(mm)
ICV 240-177891/41		04/25/2015 00:34	1		CLP-2 0.53(mm)

8082A

FORM VI
PCBS INITIAL CALIBRATION DATA
EXTERNAL STANDARD CURVE EVALUATION

Lab Name: TestAmerica Canton Job No.: 240-49697-1 Analy Batch No.: 177891

SDG No.:

Instrument ID: A2HP13 GC Column: CLP-1 ID: 0.53(mm) Heated Purge: (Y/N) N

Calibration Start Date: 04/24/2015 14:26 Calibration End Date: 04/24/2015 15:48 Calibration ID: 28154

Calibration Files:

LEVEL:	LAB SAMPLE ID:	LAB FILE ID:
Level 1	STD005 240-177891/4	P1300004.D
Level 2	STD01 240-177891/5	P1300005.D
Level 3	STD02 240-177891/6	P1300006.D
Level 4	STD05 240-177891/7	P1300007.D
Level 5	STD1 240-177891/8	P1300008.D
Level 6	STD2 240-177891/9	P1300009.D

ANALYTE	CF				CURVE TYPE	COEFFICIENT			#	MIN CF	%RSD	#	MAX %RSD	R^2 OR COD	#	MIN R^2 OR COD
	LVL 1 LVL 5	LVL 2 LVL 6	LVL 3	LVL 4		B	M1	M2								
PCB-1232 Peak 1	60925460 42201320	52915010 38186329	50062595	47252708	Ave		48590570.3				16.6		20.0			
PCB-1232 Peak 2	42544000 31025299	37382360 28028382	35535025	34934768	Ave		34908305.7				14.5		20.0			
PCB-1232 Peak 3	78189780 65241158	74497470 61588386	71970060	67707728	Ave		69865763.7				8.8		20.0			
PCB-1232 Peak 4	37218380 30245400	35295400 27922199	34352540	33480646	Ave		33085760.8				10.3		20.0			
PCB-1232 Peak 5	32313560 27164455	31219220 24739223	30595225	30549746	Ave		29430238.1				9.8		20.0			
PCB-1262 Peak 1	84872080 67769654	77773080 64585862	76488885	74237330	Ave		74287815.2				9.8		20.0			
PCB-1262 Peak 2	173963500 135872373	154035790 129861216	152905885	149360032	Ave		149333133				10.4		20.0			
PCB-1262 Peak 3	176085200 141879634	159096390 135852084	157747775	153766194	Ave		154071213				9.2		20.0			
PCB-1262 Peak 4	338894780 293685777	316932950 284210044	321790630	317292568	Ave		312134458				6.4		20.0			
PCB-1262 Peak 5	143372840 116778434	128480860 111086008	130706830	126797942	Ave		126203819				9.0		20.0			

Note: The m1 coefficient is the same as Ave CF for an Ave curve type.

FORM VI
PCBS INITIAL CALIBRATION DATA
EXTERNAL STANDARD CURVE EVALUATION

Lab Name: TestAmerica Canton Job No.: 240-49697-1 Analy Batch No.: 177891

SDG No.:

Instrument ID: A2HP13 GC Column: CLP-2 ID: 0.53(mm) Heated Purge: (Y/N) N

Calibration Start Date: 04/24/2015 14:26 Calibration End Date: 04/24/2015 15:48 Calibration ID: 28155

Calibration Files:

LEVEL:	LAB SAMPLE ID:	LAB FILE ID:
Level 1	STD005 240-177891/4	P1300004.D
Level 2	STD01 240-177891/5	P1300005.D
Level 3	STD02 240-177891/6	P1300006.D
Level 4	STD05 240-177891/7	P1300007.D
Level 5	STD1 240-177891/8	P1300008.D
Level 6	STD2 240-177891/9	P1300009.D

ANALYTE	CF				CURVE TYPE	COEFFICIENT			#	MIN CF	%RSD	#	MAX %RSD	R^2 OR COD	#	MIN R^2 OR COD
	LVL 1 LVL 5	LVL 2 LVL 6	LVL 3	LVL 4		B	M1	M2								
PCB-1232 Peak 1	53169900 37775315	48565340 34019822	46304270	42255392	Ave		43681673.2				16.2		20.0			
PCB-1232 Peak 2	42260360 29673642	44363790 26695842	37038085	32804500	Ave		35472703.2				19.7		20.0			
PCB-1232 Peak 3	80094280 57756240	72175350 53548244	69120780	63469712	Ave		66027434.3				14.8		20.0			
PCB-1232 Peak 4	38922060 27596518	35455970 24777699	33893455	30654158	Ave		31883309.9				16.4		20.0			
PCB-1232 Peak 5	30212740 21718238	27525400 19483343	26524905	24126098	Ave		24931787.3				15.8		20.0			
PCB-1262 Peak 1	87860440 62138852	78051920 58342684	75923855	69744188	Ave		72010323.1				15.1		20.0			
PCB-1262 Peak 2	128118440 92560613	115274750 87239982	110618245	102306390	Ave		106019737				14.3		20.0			
PCB-1262 Peak 3	117667200 85343859	105657150 80596232	101308955	94419412	Ave		97498801.3				14.0		20.0			
PCB-1262 Peak 4	224850480 173986579	202854950 165654776	198666515	190413078	Ave		192737730				11.0		20.0			
PCB-1262 Peak 5	181919000 133876466	162578940 128585841	156728705	147526588	Ave		151869257				12.9		20.0			

Note: The m1 coefficient is the same as Ave CF for an Ave curve type.

FORM VI
PCBS INITIAL CALIBRATION DATA
EXTERNAL STANDARD CURVE EVALUATION

Lab Name: TestAmerica Canton Job No.: 240-49697-1 Analy Batch No.: 177891

SDG No.:

Instrument ID: A2HP13 GC Column: CLP-1 ID: 0.53(mm) Heated Purge: (Y/N) N

Calibration Start Date: 04/24/2015 16:05 Calibration End Date: 04/24/2015 17:27 Calibration ID: 28160

Calibration Files:

LEVEL:	LAB SAMPLE ID:	LAB FILE ID:
Level 1	STD005 240-177891/10	P1300010.D
Level 2	STD01 240-177891/11	P1300011.D
Level 3	STD02 240-177891/12	P1300012.D
Level 4	STD05 240-177891/13	P1300013.D
Level 5	STD1 240-177891/14	P1300014.D
Level 6	STD2 240-177891/15	P1300015.D

ANALYTE	CF				CURVE TYPE	COEFFICIENT			#	MIN CF	%RSD	#	MAX %RSD	R^2 OR COD	#	MIN R^2 OR COD
	LVL 1 LVL 5	LVL 2 LVL 6	LVL 3	LVL 4		B	M1	M2								
PCB-1242 Peak 1	44060220 29187454	37404110 27227158	39367040	34311852	Ave		35259638.9				18.0		20.0			
PCB-1242 Peak 2	69818420 52736934	66328170 49093595	68534205	61333402	Ave		61307454.3				14.1		20.0			
PCB-1242 Peak 3	120830260 112145123	128379020 108385574	125898390	119257004	Ave		119149229				6.5		20.0			
PCB-1242 Peak 4	59051420 50085959	60295180 47959191	59872125	56210666	Ave		55579090.1				9.6		20.0			
PCB-1242 Peak 5	56853340 48544345	60240530 47036230	58996340	55033782	Ave		54450761.1				10.1		20.0			
PCB-1268 Peak 1	419576340 331516569	392215340 338065531	358861995	357814716	Ave		366341749				9.2		20.0			
PCB-1268 Peak 2	306369860 275685016	307267350 273440268	303450995	298116700	Ave		294055031				5.3		20.0			
PCB-1268 Peak 3	317190120 258360490	300839910 259593574	283835160	279287210	Ave		283184411				8.1		20.0			
PCB-1268 Peak 4	139170340 114439001	134545200 114398706	125992605	124103930	Ave		125441630				8.1		20.0			
PCB-1268 Peak 5	917343940 803008238	892347480 807121086	857674095	862952400	Ave		856741207				5.3		20.0			

Note: The m1 coefficient is the same as Ave CF for an Ave curve type.

FORM VI
PCBS INITIAL CALIBRATION DATA
EXTERNAL STANDARD CURVE EVALUATION

Lab Name: TestAmerica Canton Job No.: 240-49697-1 Analy Batch No.: 177891

SDG No.:

Instrument ID: A2HP13 GC Column: CLP-2 ID: 0.53(mm) Heated Purge: (Y/N) N

Calibration Start Date: 04/24/2015 16:05 Calibration End Date: 04/24/2015 17:27 Calibration ID: 28161

Calibration Files:

LEVEL:	LAB SAMPLE ID:	LAB FILE ID:
Level 1	STD005 240-177891/10	P1300010.D
Level 2	STD01 240-177891/11	P1300011.D
Level 3	STD02 240-177891/12	P1300012.D
Level 4	STD05 240-177891/13	P1300013.D
Level 5	STD1 240-177891/14	P1300014.D
Level 6	STD2 240-177891/15	P1300015.D

ANALYTE	CF				CURVE TYPE	COEFFICIENT			#	MIN CF	%RSD	#	MAX %RSD	R^2 OR COD	#	MIN R^2 OR COD
	LVL 1 LVL 5	LVL 2 LVL 6	LVL 3	LVL 4		B	M1	M2								
PCB-1242 Peak 1	38028720 26592369	35206080 24744900	32107210	30396146	Ave		31179237.4				16.2		20.0			
PCB-1242 Peak 2	65640900 48468925	65972740 45127218	59627365	54878118	Ave		56619210.9				15.4		20.0			
PCB-1242 Peak 3	130425560 97021209	124075430 93552222	113607650	107599302	Ave		111046895				13.2		20.0			
PCB-1242 Peak 4	59129040 43770593	58888560 42071776	53767530	49477804	Ave		51184217.1				14.4		20.0			
PCB-1242 Peak 5	55491940 33572833	49160690 32252314	43836410	37852698	Lin1	1515455.19	32303643.3							0.9970		0.9900
PCB-1268 Peak 1	262072460 194870356	241439480 193516494	221209105	214583748	Ave		221281941				12.1		20.0			
PCB-1268 Peak 2	240417900 185443203	225952430 183139677	208217850	203019776	Ave		207698473				10.8		20.0			
PCB-1268 Peak 3	207258640 159682350	193792630 158853339	179175055	174593082	Ave		178892516				10.7		20.0			
PCB-1268 Peak 4	99273600 72087265	92104600 71321987	84325195	80130010	Ave		83207109.4				13.3		20.0			
PCB-1268 Peak 5	591753460 494402526	564695550 496890871	538108365	537596488	Ave		537241210				7.1		20.0			

Note: The m1 coefficient is the same as Ave CF for an Ave curve type.

FORM VI
PCBS INITIAL CALIBRATION DATA
EXTERNAL STANDARD CURVE EVALUATION

Lab Name: TestAmerica Canton Job No.: 240-49697-1 Analy Batch No.: 177891

SDG No.:

Instrument ID: A2HP13 GC Column: CLP-1 ID: 0.53(mm) Heated Purge: (Y/N) N

Calibration Start Date: 04/24/2015 17:43 Calibration End Date: 04/24/2015 19:05 Calibration ID: 28166

Calibration Files:

LEVEL:	LAB SAMPLE ID:	LAB FILE ID:
Level 1	STD005 240-177891/16	P1300016.D
Level 2	STD01 240-177891/17	P1300017.D
Level 3	STD02 240-177891/18	P1300018.D
Level 4	STD05 240-177891/19	P1300019.D
Level 5	STD1 240-177891/20	P1300020.D
Level 6	STD2 240-177891/21	P1300021.D

ANALYTE	CF				CURVE TYPE	COEFFICIENT			#	MIN CF	%RSD	#	MAX %RSD	R^2 OR COD	#	MIN R^2 OR COD
	LVL 1 LVL 5	LVL 2 LVL 6	LVL 3	LVL 4		B	M1	M2								
PCB-1248 Peak 1	35474720 26199341	33960980 25019242	30518640	28346728	Ave		29919941.8				14.0		20.0			
PCB-1248 Peak 2	94362980 72698444	84673300 72326979	82800700	74070652	Ave		80155509.1				10.9		20.0			
PCB-1248 Peak 3	99495100 76455576	92984550 74999032	83522155	80555630	Ave		84668673.8				11.4		20.0			
PCB-1248 Peak 4	56152240 45667224	52886100 45320768	49584385	48084460	Ave		49615862.8				8.5		20.0			
PCB-1248 Peak 5	47257720 38728733	45712860 39208779	42542155	41324008	Ave		42462375.8				8.1		20.0			

Note: The m1 coefficient is the same as Ave CF for an Ave curve type.

FORM VI
PCBS INITIAL CALIBRATION DATA
EXTERNAL STANDARD CURVE EVALUATION

Lab Name: TestAmerica Canton Job No.: 240-49697-1 Analy Batch No.: 177891

SDG No.:

Instrument ID: A2HP13 GC Column: CLP-2 ID: 0.53(mm) Heated Purge: (Y/N) N

Calibration Start Date: 04/24/2015 17:43 Calibration End Date: 04/24/2015 19:05 Calibration ID: 28167

Calibration Files:

LEVEL:	LAB SAMPLE ID:	LAB FILE ID:
Level 1	STD005 240-177891/16	P1300016.D
Level 2	STD01 240-177891/17	P1300017.D
Level 3	STD02 240-177891/18	P1300018.D
Level 4	STD05 240-177891/19	P1300019.D
Level 5	STD1 240-177891/20	P1300020.D
Level 6	STD2 240-177891/21	P1300021.D

ANALYTE	CF				CURVE TYPE	COEFFICIENT			#	MIN CF	%RSD	#	MAX %RSD	R^2 OR COD	#	MIN R^2 OR COD
	LVL 1 LVL 5	LVL 2 LVL 6	LVL 3	LVL 4		B	M1	M2								
PCB-1248 Peak 1	36226640 24000167	33037660 23479329	30057300	26336960	Ave		28856342.7				17.8		20.0			
PCB-1248 Peak 2	91226180 62831060	81201040 63121299	75361050	67464680	Ave		73534218.2				15.3		20.0			
PCB-1248 Peak 3	86672740 60002366	77784010 58530119	72555005	64535154	Ave		70013232.3				15.7		20.0			
PCB-1248 Peak 4	93753840 64252576	83807050 63474580	77500740	68970508	Ave		75293215.6				15.9		20.0			
PCB-1248 Peak 5	52418680 35319566	47277360 34226113	43838905	38365806	Ave		41907738.3				17.1		20.0			

Note: The m1 coefficient is the same as Ave CF for an Ave curve type.

FORM VI
PCBS INITIAL CALIBRATION DATA
EXTERNAL STANDARD CURVE EVALUATION

Lab Name: TestAmerica Canton Job No.: 240-49697-1 Analy Batch No.: 177891

SDG No.:

Instrument ID: A2HP13 GC Column: CLP-1 ID: 0.53(mm) Heated Purge: (Y/N) N

Calibration Start Date: 04/24/2015 19:22 Calibration End Date: 04/24/2015 20:44 Calibration ID: 28172

Calibration Files:

LEVEL:	LAB SAMPLE ID:	LAB FILE ID:
Level 1	STD005 240-177891/22	P1300022.D
Level 2	STD01 240-177891/23	P1300023.D
Level 3	STD02 240-177891/24	P1300024.D
Level 4	STD05 240-177891/25	P1300025.D
Level 5	STD1 240-177891/26	P1300026.D
Level 6	STD2 240-177891/27	P1300027.D

ANALYTE	CF				CURVE TYPE	COEFFICIENT			#	MIN CF	%RSD	#	MAX %RSD	R^2 OR COD	#	MIN R^2 OR COD
	LVL 1 LVL 5	LVL 2 LVL 6	LVL 3	LVL 4		B	M1	M2								
PCB-1221 Peak 1	33397580 20807514	28879520 19930512	25340280	23694372	Lin1	824611.124	20050374.9							0.9970		0.9900
PCB-1221 Peak 2	18894780 11287679	17101650 10319347	14656505	13043518	Lin1	572175.292	10545788.4							0.9930		0.9900
PCB-1221 Peak 3	71139260 50469557	64871330 47084333	58390105	54595616	Ave		57758366.8				15.6		20.0			
PCB-1254 Peak 1	83520420 64449275	73315220 62237897	67630290	66723528	Ave		69646104.9				11.1		20.0			
PCB-1254 Peak 2	154072400 121829495	138332650 116780043	127124065	126317108	Ave		130742627				10.3		20.0			
PCB-1254 Peak 3	152312720 124753464	136232510 121789149	127599800	130210664	Ave		132149718				8.4		20.0			
PCB-1254 Peak 4	132254240 108951852	114855980 105416830	108472105	113371578	Ave		113887098				8.5		20.0			
PCB-1254 Peak 5	160291800 130949895	133818320 127251918	129790810	135807524	Ave		136318378				8.9		20.0			

Note: The m1 coefficient is the same as Ave CF for an Ave curve type.

FORM VI
PCBS INITIAL CALIBRATION DATA
EXTERNAL STANDARD CURVE EVALUATION

Lab Name: TestAmerica Canton Job No.: 240-49697-1 Analy Batch No.: 177891

SDG No.:

Instrument ID: A2HP13 GC Column: CLP-2 ID: 0.53(mm) Heated Purge: (Y/N) N

Calibration Start Date: 04/24/2015 19:22 Calibration End Date: 04/24/2015 20:44 Calibration ID: 28173

Calibration Files:

LEVEL:	LAB SAMPLE ID:	LAB FILE ID:
Level 1	STD005 240-177891/22	P1300022.D
Level 2	STD01 240-177891/23	P1300023.D
Level 3	STD02 240-177891/24	P1300024.D
Level 4	STD05 240-177891/25	P1300025.D
Level 5	STD1 240-177891/26	P1300026.D
Level 6	STD2 240-177891/27	P1300027.D

ANALYTE	CF				CURVE TYPE	COEFFICIENT			#	MIN CF	%RSD	#	MAX %RSD	R^2 OR COD	#	MIN R^2 OR COD
	LVL 1 LVL 5	LVL 2 LVL 6	LVL 3	LVL 4		B	M1	M2								
PCB-1221 Peak 1	26797500 18942196	25006220 17531585	22736345	20451582	Ave		21910904.7				16.4		20.0			
PCB-1221 Peak 2	17892820 13083921	16910740 11544196	15392670	13693872	Ave		14753036.4				16.4		20.0			
PCB-1221 Peak 3	64913080 45536500	59551350 40971612	53894260	47666606	Ave		52088901.3				17.4		20.0			
PCB-1254 Peak 1	91105460 64051743	83528390 60609054	73931660	68203814	Ave		73571686.8				16.0		20.0			
PCB-1254 Peak 2	99297580 69886402	92113960 65432393	81412260	73186288	Ave		80221480.5				16.6		20.0			
PCB-1254 Peak 3	145481200 107464530	137725220 100869763	121950320	112902772	Ave		121065634				14.5		20.0			
PCB-1254 Peak 4	117410680 86170840	112100870 81998945	97885835	91063952	Ave		97771853.6				14.6		20.0			
PCB-1254 Peak 5	138192760 103908127	135245010 98489457	117383640	109945444	Ave		117194073				14.0		20.0			

Note: The m1 coefficient is the same as Ave CF for an Ave curve type.

FORM VI
PCBS INITIAL CALIBRATION DATA
EXTERNAL STANDARD CURVE EVALUATION

Lab Name: TestAmerica Canton Job No.: 240-49697-1 Analy Batch No.: 177891

SDG No.:

Instrument ID: A2HP13 GC Column: CLP-1 ID: 0.53(mm) Heated Purge: (Y/N) N

Calibration Start Date: 04/24/2015 21:01 Calibration End Date: 04/24/2015 22:23 Calibration ID: 28178

Calibration Files:

LEVEL:	LAB SAMPLE ID:	LAB FILE ID:
Level 1	STD005 240-177891/28	P1300028.D
Level 2	STD01 240-177891/29	P1300029.D
Level 3	STD02 240-177891/30	P1300030.D
Level 4	STD05 240-177891/31	P1300031.D
Level 5	STD1 240-177891/32	P1300032.D
Level 6	STD2 240-177891/33	P1300033.D

ANALYTE	CF				CURVE TYPE	COEFFICIENT			#	MIN CF	%RSD	#	MAX %RSD	R^2 OR COD	#	MIN R^2 OR COD
	LVL 1 LVL 5	LVL 2 LVL 6	LVL 3	LVL 4		B	M1	M2								
PCB-1016 Peak 1	55247100 37550768	59433820 33136723	44952825	41285584	Lin1	1717143.36	34249466.7							0.9900		0.9900
PCB-1016 Peak 2	87313280 66059900	96301980 59040258	76163260	71825330	Ave		76117334.6				18.1		20.0			
PCB-1016 Peak 3	162920360 145330910	173170190 133864220	153420500	152952678	Ave		153609810				8.9		20.0			
PCB-1016 Peak 4	79784980 63094376	83944140 57965052	69527580	67787060	Ave		70350531.3				14.0		20.0			
PCB-1016 Peak 5	77008460 60859889	83205040 55938794	66832420	65304448	Ave		68191508.4				14.9		20.0			
PCB-1260 Peak 1	107648480 88244483	108547740 82429022	94456380	93567350	Ave		95815575.8				10.9		20.0			
PCB-1260 Peak 2	202481640 170909786	201938710 158974741	181470620	181597346	Ave		182895474				9.4		20.0			
PCB-1260 Peak 3	194863260 164205854	197573430 153916757	173155255	174107346	Ave		176303650				9.7		20.0			
PCB-1260 Peak 4	301507340 270275324	301470580 255399193	280084970	285292282	Ave		282338282				6.4		20.0			
PCB-1260 Peak 5	137875860 122297427	136144050 114572031	125455050	127436960	Ave		127296896				6.9		20.0			
Tetrachloro-m-xylene	3316962400 2150001600	2834211600 1956564270	2446154900	2410893640	Ave		2519131402				19.5		20.0			
DCB Decachlorobiphenyl	2846298000 2183297680	2469208000 2054435050	2324836100	2401442400	Ave		2379919538				11.5		20.0			

Note: The m1 coefficient is the same as Ave CF for an Ave curve type.

FORM VI
PCBS INITIAL CALIBRATION DATA
EXTERNAL STANDARD CURVE EVALUATION

Lab Name: TestAmerica Canton Job No.: 240-49697-1 Analy Batch No.: 177891

SDG No.:

Instrument ID: A2HP13 GC Column: CLP-2 ID: 0.53(mm) Heated Purge: (Y/N) N

Calibration Start Date: 04/24/2015 21:01 Calibration End Date: 04/24/2015 22:23 Calibration ID: 28179

Calibration Files:

LEVEL:	LAB SAMPLE ID:	LAB FILE ID:
Level 1	STD005 240-177891/28	P1300028.D
Level 2	STD01 240-177891/29	P1300029.D
Level 3	STD02 240-177891/30	P1300030.D
Level 4	STD05 240-177891/31	P1300031.D
Level 5	STD1 240-177891/32	P1300032.D
Level 6	STD2 240-177891/33	P1300033.D

ANALYTE	CF				CURVE TYPE	COEFFICIENT			#	MIN CF	%RSD	#	MAX %RSD	R^2 OR COD	#	MIN R^2 OR COD
	LVL 1 LVL 5	LVL 2 LVL 6	LVL 3	LVL 4		B	M1	M2								
PCB-1016 Peak 1	46069960 33216724	42515370 29592017	39020075	36380550	Ave		37799115.9				16.0		20.0			
PCB-1016 Peak 2	80954880 62349681	82044340 55485433	74027905	68961672	Ave		70637318.4				14.8		20.0			
PCB-1016 Peak 3	157468980 126102994	152270010 115549003	139501625	135618386	Ave		137751833				11.4		20.0			
PCB-1016 Peak 4	71806100 56329324	71198350 51037652	64971905	61505756	Ave		62808181.1				13.1		20.0			
PCB-1016 Peak 5	63119780 43327472	58234360 39206089	50532490	47580558	Ave		50333458.2				17.9		20.0			
PCB-1260 Peak 1	103689060 75680314	97015320 69216747	86591075	82423940	Ave		85769409.3				15.1		20.0			
PCB-1260 Peak 2	112207120 83376944	106020370 76239652	94803780	90880856	Ave		93921453.6				14.4		20.0			
PCB-1260 Peak 3	161053240 121101809	150400090 111780367	135606410	131286758	Ave		135204779				13.5		20.0			
PCB-1260 Peak 4	202991840 164457502	194769220 153577387	178414760	176393102	Ave		178433969				10.3		20.0			
PCB-1260 Peak 5	159108760 123811989	149709020 113020128	134501485	131463616	Ave		135269166				12.5		20.0			
Tetrachloro-m-xylene	2497464000 1907051920	2173058400 1784531890	2052053000	2097068200	Ave		2085204568				11.8		20.0			
DCB Decachlorobiphenyl	1894918400 1364394360	1643047400 1276644570	1521666200	1521129080	Ave		1536966668				14.2		20.0			

Note: The m1 coefficient is the same as Ave CF for an Ave curve type.

FORM VII
PCBS CONTINUING CALIBRATION DATA

Lab Name: TestAmerica Canton Job No.: 240-49697-1

SDG No.:

Lab Sample ID: ICV 240-177891/39 Calibration Date: 04/25/2015 00:01

Instrument ID: A2HP13 Calib Start Date: 04/24/2015 21:01

GC Column: CLP-1 ID: 0.53(mm) Calib End Date: 04/24/2015 22:23

Lab File ID: P1300039.D Conc. Units: ng/uL

ANALYTE	CURVE TYPE	AVE CF	CF	MIN CF	CALC AMOUNT	SPIKE AMOUNT	%D	MAX %D
PCB-1016 Peak 1	Lin1		35663710		0.991	1.00	-0.9	20.0
PCB-1016 Peak 2	Ave	76117335	72439629		0.952	1.00	-4.8	20.0
PCB-1016 Peak 3	Ave	153609810	152677481		0.994	1.00	-0.6	20.0
PCB-1016 Peak 4	Ave	70350531	68081849		0.968	1.00	-3.2	20.0
PCB-1016 Peak 5	Ave	68191508	64231446		0.942	1.00	-5.8	20.0
PCB-1260 Peak 1	Ave	95815576	91266769		0.953	1.00	-4.7	20.0
PCB-1260 Peak 2	Ave	182895474	172377190		0.942	1.00	-5.8	20.0
PCB-1260 Peak 3	Ave	176303650	178018142		1.01	1.00	1.0	20.0
PCB-1260 Peak 4	Ave	282338282	241287306		0.855	1.00	-14.5	20.0
PCB-1260 Peak 5	Ave	127296896	118956799		0.934	1.00	-6.6	20.0

FORM VII
PCBS CONTINUING CALIBRATION DATA

Lab Name: TestAmerica Canton Job No.: 240-49697-1

SDG No.:

Lab Sample ID: ICV 240-177891/39 Calibration Date: 04/25/2015 00:01

Instrument ID: A2HP13 Calib Start Date: 04/24/2015 21:01

GC Column: CLP-2 ID: 0.53(mm) Calib End Date: 04/24/2015 22:23

Lab File ID: P1300039.D Conc. Units: ng/uL

ANALYTE	CURVE TYPE	AVE CF	CF	MIN CF	CALC AMOUNT	SPIKE AMOUNT	%D	MAX %D
PCB-1016 Peak 1	Ave	37799116	33004909		0.873	1.00	-12.7	20.0
PCB-1016 Peak 2	Ave	70637318	65004668		0.920	1.00	-8.0	20.0
PCB-1016 Peak 3	Ave	137751833	132444187		0.961	1.00	-3.9	20.0
PCB-1016 Peak 4	Ave	62808181	58653010		0.934	1.00	-6.6	20.0
PCB-1016 Peak 5	Ave	50333458	44457565		0.883	1.00	-11.7	20.0
PCB-1260 Peak 1	Ave	85769409	79876798		0.931	1.00	-6.9	20.0
PCB-1260 Peak 2	Ave	93921454	84736500		0.902	1.00	-9.8	20.0
PCB-1260 Peak 3	Ave	135204779	132310158		0.979	1.00	-2.1	20.0
PCB-1260 Peak 4	Ave	178433969	148167537		0.830	1.00	-17.0	20.0
PCB-1260 Peak 5	Ave	135269166	113509948		0.839	1.00	-16.1	20.0

FORM VIII
PCBS ANALYTICAL SEQUENCE

Lab Name: TestAmerica Canton Job No.: 240-49697-1

SDG No.:

Sample No.: STD05 240-177891/31 Date Analyzed: 04/24/2015 21:50

Instrument ID: A2HP13 GC Column: CLP-1 ID: 0.53(mm)

Lab File ID (Standard): P1300031.D Heated Purge: (Y/N) N

Calibration ID: 28178

THE ANALYTICAL SEQUENCE OF BLANKS, SAMPLES, STANDARDS, MS/MSDs AND LCSs IS GIVEN BELOW:

				TCX	DCB	
				RT #	RT #	
INITIAL CALIBRATION SURROGATE				1.15	6.80	
UPPER LIMIT				1.18	6.83	
LOWER LIMIT				1.12	6.77	
LAB SAMPLE ID	CLIENT SAMPLE ID	DATE ANALYZED	LAB FILE ID			
STD05 240-177891/31 ICRT		04/24/2015 21:50	P1300031.D	1.15	6.80	

Column used to flag values outside QC limits

FORM VIII 8082A

FORM VIII
PCBS ANALYTICAL SEQUENCE

Lab Name: TestAmerica Canton Job No.: 240-49697-1

SDG No.:

Sample No.: STD05 240-177891/31 Date Analyzed: 04/24/2015 21:50

Instrument ID: A2HP13 GC Column: CLP-2 ID: 0.53(mm)

Lab File ID (Standard): P1300031.D Heated Purge: (Y/N) N

Calibration ID: 28179

THE ANALYTICAL SEQUENCE OF BLANKS, SAMPLES, STANDARDS, MS/MSDs AND LCSs IS GIVEN BELOW:

				TCX	DCB	
				RT #	RT #	
INITIAL CALIBRATION SURROGATE				1.66	8.23	
UPPER LIMIT				1.69	8.26	
LOWER LIMIT				1.63	8.20	
LAB SAMPLE ID	CLIENT SAMPLE ID	DATE ANALYZED	LAB FILE ID			
STD05 240-177891/31 ICRT		04/24/2015 21:50	P1300031.D	1.66	8.23	

Column used to flag values outside QC limits

FORM VIII 8082A

PCBS ANALYSIS RUN LOG

Lab Name: TestAmerica Canton Job No.: 240-49697-1

SDG No.:

Instrument ID: A2HP13 Start Date: 04/30/2015 20:37

Analysis Batch Number: 178728 End Date: 05/01/2015 03:44

LAB SAMPLE ID	CLIENT SAMPLE ID	DATE ANALYZED	DILUTION FACTOR	LAB FILE ID	COLUMN ID
CCV 240-178728/3 CCVRT		04/30/2015 20:37	1		CLP-1 0.53(mm)
CCV 240-178728/3 CCVRT		04/30/2015 20:37	1	P1300018.D	CLP-2 0.53(mm)
ZZZZZ		04/30/2015 20:54	5		CLP-1 0.53(mm)
240-49697-90	DR-SB-227-24-27	04/30/2015 20:54	5	P1300019.D	CLP-2 0.53(mm)
ZZZZZ		04/30/2015 21:10	1		CLP-1 0.53(mm)
240-49697-91	DR-SB-227-36-39	04/30/2015 21:10	1	P1300020.D	CLP-2 0.53(mm)
ZZZZZ		04/30/2015 21:27	1		CLP-1 0.53(mm)
240-49697-92	DR-SB-227-48-51	04/30/2015 21:27	1	P1300021.D	CLP-2 0.53(mm)
ZZZZZ		04/30/2015 21:43	1		CLP-1 0.53(mm)
240-49697-93	DR-SB-226-0-3	04/30/2015 21:43	1	P1300022.D	CLP-2 0.53(mm)
ZZZZZ		04/30/2015 22:00	1		CLP-1 0.53(mm)
ZZZZZ		04/30/2015 22:00	1		CLP-2 0.53(mm)
ZZZZZ		04/30/2015 22:16	1		CLP-1 0.53(mm)
ZZZZZ		04/30/2015 22:16	1		CLP-2 0.53(mm)
ZZZZZ		04/30/2015 22:32	1		CLP-1 0.53(mm)
240-49697-96	DR-SB-226-48-51	04/30/2015 22:32	1	P1300025.D	CLP-2 0.53(mm)
ZZZZZ		04/30/2015 22:49	5		CLP-1 0.53(mm)
240-49697-97	DR-WC-S-TP80	04/30/2015 22:49	5	P1300026.D	CLP-2 0.53(mm)
ZZZZZ		04/30/2015 23:05	1		CLP-1 0.53(mm)
240-49697-1	DR-SB-230-0-3	04/30/2015 23:05	1	P1300027.D	CLP-2 0.53(mm)
ZZZZZ		04/30/2015 23:22	1		CLP-1 0.53(mm)
240-49697-2	DR-SB-230-24-27	04/30/2015 23:22	1	P1300028.D	CLP-2 0.53(mm)
ZZZZZ		04/30/2015 23:38	1		CLP-1 0.53(mm)
MB 240-178225/23-A		04/30/2015 23:38	1	P1300029.D	CLP-2 0.53(mm)
CCV 240-178728/15		04/30/2015 23:55	1		CLP-1 0.53(mm)
CCV 240-178728/15		04/30/2015 23:55	1	P1300030.D	CLP-2 0.53(mm)
ZZZZZ		05/01/2015 00:11	1		CLP-1 0.53(mm)
ZZZZZ		05/01/2015 00:11	1		CLP-2 0.53(mm)
ZZZZZ		05/01/2015 00:27	1		CLP-1 0.53(mm)
240-49697-4	DR-SB-230-48-51	05/01/2015 00:27	1	P1300032.D	CLP-2 0.53(mm)
ZZZZZ		05/01/2015 00:44	1		CLP-1 0.53(mm)
240-49697-5	DR-SB-235-0-3	05/01/2015 00:44	1	P1300033.D	CLP-2 0.53(mm)
ZZZZZ		05/01/2015 01:00	1		CLP-1 0.53(mm)
240-49697-6	DR-SB-235-24-27	05/01/2015 01:00	1	P1300034.D	CLP-2 0.53(mm)
ZZZZZ		05/01/2015 01:17	1		CLP-1 0.53(mm)
240-49697-7	DR-SB-235-36-39	05/01/2015 01:17	1	P1300035.D	CLP-2 0.53(mm)
ZZZZZ		05/01/2015 01:33	1		CLP-1 0.53(mm)
240-49697-8	DR-SB-235-48-51	05/01/2015 01:33	1	P1300036.D	CLP-2 0.53(mm)
ZZZZZ		05/01/2015 01:50	1		CLP-1 0.53(mm)
240-49697-9	DR-SB-239-0-3	05/01/2015 01:50	1	P1300037.D	CLP-2 0.53(mm)
ZZZZZ		05/01/2015 02:06	1		CLP-1 0.53(mm)
240-49697-10	DR-SB-239-24-27	05/01/2015 02:06	1	P1300038.D	CLP-2 0.53(mm)
ZZZZZ		05/01/2015 02:22	1		CLP-1 0.53(mm)
240-49697-11	DR-SB-239-36-39	05/01/2015 02:22	1	P1300039.D	CLP-2 0.53(mm)

8082A

PCBS ANALYSIS RUN LOG

Lab Name: TestAmerica Canton Job No.: 240-49697-1

SDG No.:

Instrument ID: A2HP13 Start Date: 04/30/2015 20:37

Analysis Batch Number: 178728 End Date: 05/01/2015 03:44

LAB SAMPLE ID	CLIENT SAMPLE ID	DATE ANALYZED	DILUTION FACTOR	LAB FILE ID	COLUMN ID
ZZZZZ		05/01/2015 02:39	1		CLP-1 0.53(mm)
ZZZZZ		05/01/2015 02:39	1		CLP-2 0.53(mm)
ZZZZZ		05/01/2015 02:55	1		CLP-1 0.53(mm)
ZZZZZ		05/01/2015 02:55	1		CLP-2 0.53(mm)
ZZZZZ		05/01/2015 03:12	1		CLP-1 0.53(mm)
ZZZZZ		05/01/2015 03:12	1		CLP-2 0.53(mm)
ZZZZZ		05/01/2015 03:28	1		CLP-1 0.53(mm)
LCS 240-178225/24-A		05/01/2015 03:28	1	P1300043.D	CLP-2 0.53(mm)
CCV 240-178728/29		05/01/2015 03:44	1		CLP-1 0.53(mm)
CCV 240-178728/29		05/01/2015 03:44	1	P1300044.D	CLP-2 0.53(mm)

8082A

FORM VIII
PCBS ANALYTICAL SEQUENCE

Lab Name: TestAmerica Canton Job No.: 240-49697-1

SDG No.:

Sample No.: CCV 240-178728/3 Date Analyzed: 04/30/2015 20:37

Instrument ID: A2HP13 GC Column: CLP-2 ID: 0.53(mm)

Lab File ID (Standard): P1300018.D Heated Purge: (Y/N) N

Calibration ID: 28179

THE ANALYTICAL SEQUENCE OF BLANKS, SAMPLES, STANDARDS, MS/MSDs AND LCSs IS GIVEN BELOW:

				TCX	DCB	
				RT #	RT #	
CONTINUING CALIBRATION SURROGATE				1.67	8.23	
UPPER LIMIT				1.70	8.26	
LOWER LIMIT				1.64	8.20	
LAB SAMPLE ID	CLIENT SAMPLE ID	DATE ANALYZED	LAB FILE ID			
CCV 240-178728/3 CCVRT		04/30/2015 20:37	P1300018.D	1.67	8.23	
240-49697-90	DR-SB-227-24-27	04/30/2015 20:54	P1300019.D	1.66	8.23	
240-49697-91	DR-SB-227-36-39	04/30/2015 21:10	P1300020.D	1.67	8.23	
240-49697-92	DR-SB-227-48-51	04/30/2015 21:27	P1300021.D	1.67	8.23	
240-49697-93	DR-SB-226-0-3	04/30/2015 21:43	P1300022.D	1.67	8.23	
240-49697-96	DR-SB-226-48-51	04/30/2015 22:32	P1300025.D	1.67	8.23	
240-49697-97	DR-WC-S-TP80	04/30/2015 22:49	P1300026.D	1.67	8.23	
240-49697-1	DR-SB-230-0-3	04/30/2015 23:05	P1300027.D	1.67	8.23	
240-49697-2	DR-SB-230-24-27	04/30/2015 23:22	P1300028.D	1.67	8.23	
MB 240-178225/23-A		04/30/2015 23:38	P1300029.D	1.67	8.23	
CCV 240-178728/15		04/30/2015 23:55	P1300030.D	1.67	8.23	
240-49697-4	DR-SB-230-48-51	05/01/2015 00:27	P1300032.D	1.67	8.23	
240-49697-5	DR-SB-235-0-3	05/01/2015 00:44	P1300033.D	1.67	8.23	
240-49697-6	DR-SB-235-24-27	05/01/2015 01:00	P1300034.D	1.67	8.23	
240-49697-7	DR-SB-235-36-39	05/01/2015 01:17	P1300035.D	1.67	8.23	
240-49697-8	DR-SB-235-48-51	05/01/2015 01:33	P1300036.D	1.67	8.23	
240-49697-9	DR-SB-239-0-3	05/01/2015 01:50	P1300037.D	1.67	8.23	
240-49697-10	DR-SB-239-24-27	05/01/2015 02:06	P1300038.D	1.67	8.23	
240-49697-11	DR-SB-239-36-39	05/01/2015 02:22	P1300039.D	1.67	8.23	
LCS 240-178225/24-A		05/01/2015 03:28	P1300043.D	1.67	8.23	
CCV 240-178728/29		05/01/2015 03:44	P1300044.D	1.67	8.23	

TCX = Tetrachloro-m-xylene
DCB = DCB Decachlorobiphenyl

TCX RT Limit = ± 0 minutes of surrogate RT
DCB RT Limit = ± 0 minutes of surrogate RT

Column used to flag values outside QC limits

FORM VIII 8082A

FORM VII
PCBS CONTINUING CALIBRATION DATA

Lab Name: TestAmerica Canton Job No.: 240-49697-1

SDG No.:

Lab Sample ID: CCV 240-178728/3 Calibration Date: 04/30/2015 20:37

Instrument ID: A2HP13 Calib Start Date: 04/24/2015 21:01

GC Column: CLP-2 ID: 0.53(mm) Calib End Date: 04/24/2015 22:23

Lab File ID: P1300018.D Conc. Units: ng/uL

ANALYTE	CURVE TYPE	AVE CF	CF	MIN CF	CALC AMOUNT	SPIKE AMOUNT	%D	MAX %D
PCB-1016 Peak 1	Ave	37799116	32062336		0.424	0.500	-15.2	20.0
PCB-1016 Peak 2	Ave	70637318	63308100		0.448	0.500	-10.4	20.0
PCB-1016 Peak 3	Ave	137751833	128787544		0.467	0.500	-6.5	20.0
PCB-1016 Peak 4	Ave	62808181	56446476		0.449	0.500	-10.1	20.0
PCB-1016 Peak 5	Ave	50333458	44221658		0.439	0.500	-12.1	20.0
PCB-1260 Peak 1	Ave	85769409	80819762		0.471	0.500	-5.8	20.0
PCB-1260 Peak 2	Ave	93921454	92662822		0.493	0.500	-1.3	20.0
PCB-1260 Peak 3	Ave	135204779	134307096		0.497	0.500	-0.7	20.0
PCB-1260 Peak 4	Ave	178433969	179440062		0.503	0.500	0.6	20.0
PCB-1260 Peak 5	Ave	135269166	136949382		0.506	0.500	1.2	20.0
Tetrachloro-m-xylene	Ave	2085204568	1759310800		0.0211	0.0250	-15.6	20.0
DCB Decachlorobiphenyl	Ave	1536966668	1389125520		0.0226	0.0250	-9.6	20.0

FORM VII
PCBS CONTINUING CALIBRATION DATA

Lab Name: TestAmerica Canton Job No.: 240-49697-1

SDG No.:

Lab Sample ID: CCV 240-178728/15 Calibration Date: 04/30/2015 23:55

Instrument ID: A2HP13 Calib Start Date: 04/24/2015 21:01

GC Column: CLP-2 ID: 0.53(mm) Calib End Date: 04/24/2015 22:23

Lab File ID: P1300030.D Conc. Units: ng/uL

ANALYTE	CURVE TYPE	AVE CF	CF	MIN CF	CALC AMOUNT	SPIKE AMOUNT	%D	MAX %D
PCB-1016 Peak 1	Ave	37799116	32733398		0.433	0.500	-13.4	20.0
PCB-1016 Peak 2	Ave	70637318	64620480		0.457	0.500	-8.5	20.0
PCB-1016 Peak 3	Ave	137751833	131556216		0.478	0.500	-4.5	20.0
PCB-1016 Peak 4	Ave	62808181	57344376		0.457	0.500	-8.7	20.0
PCB-1016 Peak 5	Ave	50333458	45388090		0.451	0.500	-9.8	20.0
PCB-1260 Peak 1	Ave	85769409	80966654		0.472	0.500	-5.6	20.0
PCB-1260 Peak 2	Ave	93921454	92371718		0.492	0.500	-1.7	20.0
PCB-1260 Peak 3	Ave	135204779	133327044		0.493	0.500	-1.4	20.0
PCB-1260 Peak 4	Ave	178433969	177507052		0.497	0.500	-0.5	20.0
PCB-1260 Peak 5	Ave	135269166	134028434		0.495	0.500	-0.9	20.0
Tetrachloro-m-xylene	Ave	2085204568	1795562560		0.0215	0.0250	-13.9	20.0
DCB Decachlorobiphenyl	Ave	1536966668	1333544600		0.0217	0.0250	-13.2	20.0

FORM VII
PCBS CONTINUING CALIBRATION DATA

Lab Name: TestAmerica Canton Job No.: 240-49697-1

SDG No.:

Lab Sample ID: CCV 240-178728/29 Calibration Date: 05/01/2015 03:44

Instrument ID: A2HP13 Calib Start Date: 04/24/2015 21:01

GC Column: CLP-2 ID: 0.53(mm) Calib End Date: 04/24/2015 22:23

Lab File ID: P1300044.D Conc. Units: ng/uL

ANALYTE	CURVE TYPE	AVE CF	CF	MIN CF	CALC AMOUNT	SPIKE AMOUNT	%D	MAX %D
PCB-1016 Peak 1	Ave	37799116	33971410		0.449	0.500	-10.1	20.0
PCB-1016 Peak 2	Ave	70637318	67054148		0.475	0.500	-5.1	20.0
PCB-1016 Peak 3	Ave	137751833	137409426		0.499	0.500	-0.2	20.0
PCB-1016 Peak 4	Ave	62808181	59793376		0.476	0.500	-4.8	20.0
PCB-1016 Peak 5	Ave	50333458	47760066		0.474	0.500	-5.1	20.0
PCB-1260 Peak 1	Ave	85769409	84486784		0.493	0.500	-1.5	20.0
PCB-1260 Peak 2	Ave	93921454	96641566		0.514	0.500	2.9	20.0
PCB-1260 Peak 3	Ave	135204779	139463314		0.516	0.500	3.1	20.0
PCB-1260 Peak 4	Ave	178433969	184637108		0.517	0.500	3.5	20.0
PCB-1260 Peak 5	Ave	135269166	137015660		0.506	0.500	1.3	20.0
Tetrachloro-m-xylene	Ave	2085204568	1861998600		0.0223	0.0250	-10.7	20.0
DCB Decachlorobiphenyl	Ave	1536966668	1349114520		0.0219	0.0250	-12.2	20.0

PCBS ANALYSIS RUN LOG

Lab Name: TestAmerica Canton Job No.: 240-49697-1

SDG No.:

Instrument ID: A2HP13 Start Date: 05/01/2015 07:48

Analysis Batch Number: 178883 End Date: 05/01/2015 16:59

LAB SAMPLE ID	CLIENT SAMPLE ID	DATE ANALYZED	DILUTION FACTOR	LAB FILE ID	COLUMN ID
CCV 240-178883/3 CCVRT		05/01/2015 07:48	1		CLP-1 0.53(mm)
CCV 240-178883/3 CCVRT		05/01/2015 07:48	1	P1300003.D	CLP-2 0.53(mm)
ZZZZZ		05/01/2015 12:20	1		CLP-1 0.53(mm)
ZZZZZ		05/01/2015 12:20	1		CLP-2 0.53(mm)
ZZZZZ		05/01/2015 12:36	1		CLP-1 0.53(mm)
ZZZZZ		05/01/2015 12:36	1		CLP-2 0.53(mm)
ZZZZZ		05/01/2015 12:53	1		CLP-1 0.53(mm)
ZZZZZ		05/01/2015 12:53	1		CLP-2 0.53(mm)
ZZZZZ		05/01/2015 13:09	1		CLP-1 0.53(mm)
ZZZZZ		05/01/2015 13:09	1		CLP-2 0.53(mm)
ZZZZZ		05/01/2015 13:25	1		CLP-1 0.53(mm)
MB 240-178437/21-A		05/01/2015 13:25	1	P1300023.D	CLP-2 0.53(mm)
ZZZZZ		05/01/2015 13:42	1		CLP-1 0.53(mm)
LCS 240-178437/22-A		05/01/2015 13:42	1	P1300024.D	CLP-2 0.53(mm)
CCV 240-178883/25		05/01/2015 13:58	1		CLP-1 0.53(mm)
CCV 240-178883/25		05/01/2015 13:58	1	P1300025.D	CLP-2 0.53(mm)
ZZZZZ		05/01/2015 15:37	1		CLP-1 0.53(mm)
240-49697-43	DR-SB-233-36-39	05/01/2015 15:37	1	P1300031.D	CLP-2 0.53(mm)
CCV 240-178883/36		05/01/2015 16:59	1		CLP-1 0.53(mm)
CCV 240-178883/36		05/01/2015 16:59	1	P1300036.D	CLP-2 0.53(mm)

8082A

FORM VIII
PCBS ANALYTICAL SEQUENCE

Lab Name: TestAmerica Canton Job No.: 240-49697-1

SDG No.:

Sample No.: CCV 240-178883/3 Date Analyzed: 05/01/2015 07:48

Instrument ID: A2HP13 GC Column: CLP-2 ID: 0.53(mm)

Lab File ID (Standard): P1300003.D Heated Purge: (Y/N) N

Calibration ID: 28179

THE ANALYTICAL SEQUENCE OF BLANKS, SAMPLES, STANDARDS, MS/MSDs AND LCSs IS GIVEN BELOW:

				TCX	DCB	
				RT #	RT #	
CONTINUING CALIBRATION SURROGATE				1.67	8.23	
UPPER LIMIT				1.70	8.26	
LOWER LIMIT				1.64	8.20	
LAB SAMPLE ID	CLIENT SAMPLE ID	DATE ANALYZED	LAB FILE ID			
CCV 240-178883/3 CCVRT		05/01/2015 07:48	P1300003.D	1.67	8.23	
MB 240-178437/21-A		05/01/2015 13:25	P1300023.D	1.67	8.23	
LCS 240-178437/22-A		05/01/2015 13:42	P1300024.D	1.67	8.23	
CCV 240-178883/25		05/01/2015 13:58	P1300025.D	1.67	8.23	
240-49697-43	DR-SB-233-36-39	05/01/2015 15:37	P1300031.D	1.67	8.23	
CCV 240-178883/36		05/01/2015 16:59	P1300036.D	1.67	8.23	

TCX = Tetrachloro-m-xylene
DCB = DCB Decachlorobiphenyl

TCX RT Limit = ± 0 minutes of surrogate RT
DCB RT Limit = ± 0 minutes of surrogate RT

Column used to flag values outside QC limits

FORM VIII 8082A

FORM VII
PCBS CONTINUING CALIBRATION DATA

Lab Name: TestAmerica Canton Job No.: 240-49697-1

SDG No.:

Lab Sample ID: CCV 240-178883/3 Calibration Date: 05/01/2015 07:48

Instrument ID: A2HP13 Calib Start Date: 04/24/2015 21:01

GC Column: CLP-2 ID: 0.53(mm) Calib End Date: 04/24/2015 22:23

Lab File ID: P1300003.D Conc. Units: ng/uL

ANALYTE	CURVE TYPE	AVE CF	CF	MIN CF	CALC AMOUNT	SPIKE AMOUNT	%D	MAX %D
PCB-1016 Peak 1	Ave	37799116	33182646		0.439	0.500	-12.2	20.0
PCB-1016 Peak 2	Ave	70637318	65426810		0.463	0.500	-7.4	20.0
PCB-1016 Peak 3	Ave	137751833	133708948		0.485	0.500	-2.9	20.0
PCB-1016 Peak 4	Ave	62808181	58570564		0.466	0.500	-6.7	20.0
PCB-1016 Peak 5	Ave	50333458	46462234		0.462	0.500	-7.7	20.0
PCB-1260 Peak 1	Ave	85769409	83456562		0.487	0.500	-2.7	20.0
PCB-1260 Peak 2	Ave	93921454	94557610		0.503	0.500	0.7	20.0
PCB-1260 Peak 3	Ave	135204779	138621184		0.513	0.500	2.5	20.0
PCB-1260 Peak 4	Ave	178433969	185241358		0.519	0.500	3.8	20.0
PCB-1260 Peak 5	Ave	135269166	139478098		0.516	0.500	3.1	20.0
Tetrachloro-m-xylene	Ave	2085204568	1815669120		0.0218	0.0250	-12.9	20.0
DCB Decachlorobiphenyl	Ave	1536966668	1417859640		0.0231	0.0250	-7.7	20.0

FORM VII
PCBS CONTINUING CALIBRATION DATA

Lab Name: TestAmerica Canton Job No.: 240-49697-1

SDG No.:

Lab Sample ID: CCV 240-178883/25 Calibration Date: 05/01/2015 13:58

Instrument ID: A2HP13 Calib Start Date: 04/24/2015 21:01

GC Column: CLP-2 ID: 0.53(mm) Calib End Date: 04/24/2015 22:23

Lab File ID: P1300025.D Conc. Units: ng/uL

ANALYTE	CURVE TYPE	AVE CF	CF	MIN CF	CALC AMOUNT	SPIKE AMOUNT	%D	MAX %D
PCB-1016 Peak 1	Ave	37799116	31693546		0.419	0.500	-16.2	20.0
PCB-1016 Peak 2	Ave	70637318	61813976		0.438	0.500	-12.5	20.0
PCB-1016 Peak 3	Ave	137751833	126397844		0.459	0.500	-8.2	20.0
PCB-1016 Peak 4	Ave	62808181	54170344		0.431	0.500	-13.8	20.0
PCB-1016 Peak 5	Ave	50333458	43187128		0.429	0.500	-14.2	20.0
PCB-1260 Peak 1	Ave	85769409	78053162		0.455	0.500	-9.0	20.0
PCB-1260 Peak 2	Ave	93921454	88500540		0.471	0.500	-5.8	20.0
PCB-1260 Peak 3	Ave	135204779	130468156		0.482	0.500	-3.5	20.0
PCB-1260 Peak 4	Ave	178433969	174942736		0.490	0.500	-2.0	20.0
PCB-1260 Peak 5	Ave	135269166	131953988		0.488	0.500	-2.5	20.0
Tetrachloro-m-xylene	Ave	2085204568	1717508640		0.0206	0.0250	-17.6	20.0
DCB Decachlorobiphenyl	Ave	1536966668	1333315360		0.0217	0.0250	-13.3	20.0

FORM VII
PCBS CONTINUING CALIBRATION DATA

Lab Name: TestAmerica Canton Job No.: 240-49697-1

SDG No.:

Lab Sample ID: CCV 240-178883/36 Calibration Date: 05/01/2015 16:59

Instrument ID: A2HP13 Calib Start Date: 04/24/2015 21:01

GC Column: CLP-2 ID: 0.53(mm) Calib End Date: 04/24/2015 22:23

Lab File ID: P1300036.D Conc. Units: ng/uL

ANALYTE	CURVE TYPE	AVE CF	CF	MIN CF	CALC AMOUNT	SPIKE AMOUNT	%D	MAX %D
PCB-1016 Peak 1	Ave	37799116	32769138		0.433	0.500	-13.3	20.0
PCB-1016 Peak 2	Ave	70637318	63857498		0.452	0.500	-9.6	20.0
PCB-1016 Peak 3	Ave	137751833	130909866		0.475	0.500	-5.0	20.0
PCB-1016 Peak 4	Ave	62808181	56792556		0.452	0.500	-9.6	20.0
PCB-1016 Peak 5	Ave	50333458	44617726		0.443	0.500	-11.4	20.0
PCB-1260 Peak 1	Ave	85769409	74480466		0.434	0.500	-13.2	20.0
PCB-1260 Peak 2	Ave	93921454	84983102		0.452	0.500	-9.5	20.0
PCB-1260 Peak 3	Ave	135204779	118832582		0.439	0.500	-12.1	20.0
PCB-1260 Peak 4	Ave	178433969	153930978		0.431	0.500	-13.7	20.0
PCB-1260 Peak 5	Ave	135269166	109000314		0.403	0.500	-19.4	20.0
Tetrachloro-m-xylene	Ave	2085204568	1777247960		0.0213	0.0250	-14.8	20.0
DCB Decachlorobiphenyl	Ave	1536966668	1089502120		0.0177	0.0250	-29.1*	20.0

PCBS ANALYSIS RUN LOG

Lab Name: TestAmerica Canton Job No.: 240-49697-1

SDG No.:

Instrument ID: A2HP13 Start Date: 05/02/2015 14:02

Analysis Batch Number: 179018 End Date: 05/02/2015 20:53

LAB SAMPLE ID	CLIENT SAMPLE ID	DATE ANALYZED	DILUTION FACTOR	LAB FILE ID	COLUMN ID
CCV 240-179018/3 CCVRT		05/02/2015 14:02	1	P1300021.D	CLP-1 0.53(mm)
CCV 240-179018/3 CCVRT		05/02/2015 14:02	1		CLP-2 0.53(mm)
ZZZZZ		05/02/2015 14:19	1		CLP-1 0.53(mm)
ZZZZZ		05/02/2015 14:19	1		CLP-2 0.53(mm)
ZZZZZ		05/02/2015 14:35	1		CLP-1 0.53(mm)
ZZZZZ		05/02/2015 14:35	1		CLP-2 0.53(mm)
MB 240-178626/23-A		05/02/2015 17:03	1	P1300032.D	CLP-1 0.53(mm)
ZZZZZ		05/02/2015 17:03	1		CLP-2 0.53(mm)
CCV 240-179018/15		05/02/2015 17:19	1	P1300033.D	CLP-1 0.53(mm)
CCV 240-179018/15		05/02/2015 17:19	1		CLP-2 0.53(mm)
240-49697-44	DR-SB-233-48-51	05/02/2015 19:47	1	P1300042.D	CLP-1 0.53(mm)
ZZZZZ		05/02/2015 19:47	1		CLP-2 0.53(mm)
240-49697-45	DR-SB-228-0-3	05/02/2015 20:04	5	P1300043.D	CLP-1 0.53(mm)
ZZZZZ		05/02/2015 20:04	5		CLP-2 0.53(mm)
240-49697-46	DR-SB-228-24-27	05/02/2015 20:20	1	P1300044.D	CLP-1 0.53(mm)
ZZZZZ		05/02/2015 20:20	1		CLP-2 0.53(mm)
LCS 240-178626/24-A		05/02/2015 20:37	1	P1300045.D	CLP-1 0.53(mm)
ZZZZZ		05/02/2015 20:37	1		CLP-2 0.53(mm)
CCV 240-179018/28		05/02/2015 20:53	1	P1300046.D	CLP-1 0.53(mm)
CCV 240-179018/28		05/02/2015 20:53	1		CLP-2 0.53(mm)

8082A

FORM VIII
PCBS ANALYTICAL SEQUENCE

Lab Name: TestAmerica Canton Job No.: 240-49697-1

SDG No.:

Sample No.: CCV 240-179018/3 Date Analyzed: 05/02/2015 14:02

Instrument ID: A2HP13 GC Column: CLP-1 ID: 0.53(mm)

Lab File ID (Standard): P1300021.D Heated Purge: (Y/N) N

Calibration ID: 28178

THE ANALYTICAL SEQUENCE OF BLANKS, SAMPLES, STANDARDS, MS/MSDs AND LCSs IS GIVEN BELOW:

				TCX	DCB	
				RT #	RT #	
CONTINUING CALIBRATION SURROGATE				1.16	6.80	
UPPER LIMIT				1.19	6.83	
LOWER LIMIT				1.13	6.77	
LAB SAMPLE ID	CLIENT SAMPLE ID	DATE ANALYZED	LAB FILE ID			
CCV 240-179018/3 CCVRT		05/02/2015 14:02	P1300021.D	1.16	6.80	
MB 240-178626/23-A		05/02/2015 17:03	P1300032.D	1.16	6.80	
CCV 240-179018/15		05/02/2015 17:19	P1300033.D	1.16	6.80	
240-49697-44	DR-SB-233-48-51	05/02/2015 19:47	P1300042.D	1.16	6.80	
240-49697-45	DR-SB-228-0-3	05/02/2015 20:04	P1300043.D	1.16	6.80	
240-49697-46	DR-SB-228-24-27	05/02/2015 20:20	P1300044.D	1.16	6.80	
LCS 240-178626/24-A		05/02/2015 20:37	P1300045.D	1.16	6.80	
CCV 240-179018/28		05/02/2015 20:53	P1300046.D	1.16	6.80	

TCX = Tetrachloro-m-xylene
DCB = DCB Decachlorobiphenyl

TCX RT Limit = ± 0 minutes of surrogate RT
DCB RT Limit = ± 0 minutes of surrogate RT

Column used to flag values outside QC limits

FORM VIII 8082A

FORM VII
PCBS CONTINUING CALIBRATION DATA

Lab Name: TestAmerica Canton Job No.: 240-49697-1

SDG No.:

Lab Sample ID: CCV 240-179018/3 Calibration Date: 05/02/2015 14:02

Instrument ID: A2HP13 Calib Start Date: 04/24/2015 21:01

GC Column: CLP-1 ID: 0.53(mm) Calib End Date: 04/24/2015 22:23

Lab File ID: P1300021.D Conc. Units: ng/uL

ANALYTE	CURVE TYPE	AVE CF	CF	MIN CF	CALC AMOUNT	SPIKE AMOUNT	%D	MAX %D
PCB-1016 Peak 1	Lin1		36731462		0.486	0.500	-2.8	20.0
PCB-1016 Peak 2	Ave	76117335	67329512		0.442	0.500	-11.5	20.0
PCB-1016 Peak 3	Ave	153609810	153489538		0.500	0.500	-0.0	20.0
PCB-1016 Peak 4	Ave	70350531	64724430		0.460	0.500	-8.0	20.0
PCB-1016 Peak 5	Ave	68191508	61895948		0.454	0.500	-9.2	20.0
PCB-1260 Peak 1	Ave	95815576	98053890		0.512	0.500	2.3	20.0
PCB-1260 Peak 2	Ave	182895474	192034946		0.525	0.500	5.0	20.0
PCB-1260 Peak 3	Ave	176303650	190829796		0.541	0.500	8.2	20.0
PCB-1260 Peak 4	Ave	282338282	310478556		0.550	0.500	10.0	20.0
PCB-1260 Peak 5	Ave	127296896	140746796		0.553	0.500	10.6	20.0
Tetrachloro-m-xylene	Ave	2519131402	2064470720		0.0205	0.0250	-18.0	20.0
DCB Decachlorobiphenyl	Ave	2379919538	2323633440		0.0244	0.0250	-2.4	20.0

FORM VII
PCBS CONTINUING CALIBRATION DATA

Lab Name: TestAmerica Canton Job No.: 240-49697-1

SDG No.:

Lab Sample ID: CCV 240-179018/15 Calibration Date: 05/02/2015 17:19

Instrument ID: A2HP13 Calib Start Date: 04/24/2015 21:01

GC Column: CLP-1 ID: 0.53(mm) Calib End Date: 04/24/2015 22:23

Lab File ID: P1300033.D Conc. Units: ng/uL

ANALYTE	CURVE TYPE	AVE CF	CF	MIN CF	CALC AMOUNT	SPIKE AMOUNT	%D	MAX %D
PCB-1016 Peak 1	Lin1		39903780		0.532	0.500	6.5	20.0
PCB-1016 Peak 2	Ave	76117335	71694936		0.471	0.500	-5.8	20.0
PCB-1016 Peak 3	Ave	153609810	158865676		0.517	0.500	3.4	20.0
PCB-1016 Peak 4	Ave	70350531	68600344		0.488	0.500	-2.5	20.0
PCB-1016 Peak 5	Ave	68191508	67200554		0.493	0.500	-1.5	20.0
PCB-1260 Peak 1	Ave	95815576	100207334		0.523	0.500	4.6	20.0
PCB-1260 Peak 2	Ave	182895474	197683722		0.540	0.500	8.1	20.0
PCB-1260 Peak 3	Ave	176303650	194305422		0.551	0.500	10.2	20.0
PCB-1260 Peak 4	Ave	282338282	310664674		0.550	0.500	10.0	20.0
PCB-1260 Peak 5	Ave	127296896	139872652		0.549	0.500	9.9	20.0
Tetrachloro-m-xylene	Ave	2519131402	2128410680		0.0211	0.0250	-15.5	20.0
DCB Decachlorobiphenyl	Ave	2379919538	2224634680		0.0234	0.0250	-6.5	20.0

FORM VII
PCBS CONTINUING CALIBRATION DATA

Lab Name: TestAmerica Canton Job No.: 240-49697-1

SDG No.:

Lab Sample ID: CCV 240-179018/28 Calibration Date: 05/02/2015 20:53

Instrument ID: A2HP13 Calib Start Date: 04/24/2015 21:01

GC Column: CLP-1 ID: 0.53(mm) Calib End Date: 04/24/2015 22:23

Lab File ID: P1300046.D Conc. Units: ng/uL

ANALYTE	CURVE TYPE	AVE CF	CF	MIN CF	CALC AMOUNT	SPIKE AMOUNT	%D	MAX %D
PCB-1016 Peak 1	Lin1		39089402		0.521	0.500	4.1	20.0
PCB-1016 Peak 2	Ave	76117335	68911012		0.453	0.500	-9.5	20.0
PCB-1016 Peak 3	Ave	153609810	157474324		0.513	0.500	2.5	20.0
PCB-1016 Peak 4	Ave	70350531	66758972		0.474	0.500	-5.1	20.0
PCB-1016 Peak 5	Ave	68191508	65560974		0.481	0.500	-3.9	20.0
PCB-1260 Peak 1	Ave	95815576	101848336		0.531	0.500	6.3	20.0
PCB-1260 Peak 2	Ave	182895474	202473310		0.554	0.500	10.7	20.0
PCB-1260 Peak 3	Ave	176303650	199228308		0.565	0.500	13.0	20.0
PCB-1260 Peak 4	Ave	282338282	322131514		0.570	0.500	14.1	20.0
PCB-1260 Peak 5	Ave	127296896	145489832		0.571	0.500	14.3	20.0
Tetrachloro-m-xylene	Ave	2519131402	2131730160		0.0212	0.0250	-15.4	20.0
DCB Decachlorobiphenyl	Ave	2379919538	2376935200		0.0250	0.0250	-0.1	20.0

PCBS ANALYSIS RUN LOG

Lab Name: TestAmerica Canton Job No.: 240-49697-1

SDG No.:

Instrument ID: A2HP13 Start Date: 05/03/2015 13:34

Analysis Batch Number: 178932 End Date: 05/03/2015 22:36

LAB SAMPLE ID	CLIENT SAMPLE ID	DATE ANALYZED	DILUTION FACTOR	LAB FILE ID	COLUMN ID
CCV 240-178932/3 CCVRT		05/03/2015 13:34	1		CLP-1 0.53(mm)
CCV 240-178932/3 CCVRT		05/03/2015 13:34	1	P1300003.D	CLP-2 0.53(mm)
RTC 240-178932/4		05/03/2015 13:51	1		CLP-1 0.53(mm)
RTC 240-178932/4		05/03/2015 13:51	1		CLP-2 0.53(mm)
RTC 240-178932/5		05/03/2015 14:07	1		CLP-1 0.53(mm)
RTC 240-178932/5		05/03/2015 14:07	1		CLP-2 0.53(mm)
RTC 240-178932/6		05/03/2015 14:24	1		CLP-1 0.53(mm)
RTC 240-178932/6		05/03/2015 14:24	1		CLP-2 0.53(mm)
RTC 240-178932/7		05/03/2015 14:40	1		CLP-1 0.53(mm)
RTC 240-178932/7		05/03/2015 14:40	1		CLP-2 0.53(mm)
ZZZZZ		05/03/2015 15:13	1		CLP-1 0.53(mm)
240-49697-70	DR-SB-231-24-27	05/03/2015 15:13	1	P1300009.D	CLP-2 0.53(mm)
ZZZZZ		05/03/2015 15:29	1		CLP-1 0.53(mm)
ZZZZZ		05/03/2015 15:29	1		CLP-2 0.53(mm)
ZZZZZ		05/03/2015 15:46	1		CLP-1 0.53(mm)
240-49697-72	DR-SB-231-48-51	05/03/2015 15:46	1	P1300011.D	CLP-2 0.53(mm)
ZZZZZ		05/03/2015 16:02	100		CLP-1 0.53(mm)
240-49697-73	DR-SB-246-0-3	05/03/2015 16:02	100	P1300012.D	CLP-2 0.53(mm)
ZZZZZ		05/03/2015 16:19	10		CLP-1 0.53(mm)
240-49697-74	DR-SB-246-24-27	05/03/2015 16:19	10	P1300013.D	CLP-2 0.53(mm)
ZZZZZ		05/03/2015 16:35	1		CLP-1 0.53(mm)
ZZZZZ		05/03/2015 16:35	1		CLP-2 0.53(mm)
ZZZZZ		05/03/2015 16:51	1		CLP-1 0.53(mm)
ZZZZZ		05/03/2015 16:51	1		CLP-2 0.53(mm)
ZZZZZ		05/03/2015 17:08	1		CLP-1 0.53(mm)
240-49697-77	DR-SB-236-0-3	05/03/2015 17:08	1	P1300016.D	CLP-2 0.53(mm)
ZZZZZ		05/03/2015 17:24	1		CLP-1 0.53(mm)
240-49697-78	DR-SB-236-24-27	05/03/2015 17:24	1	P1300017.D	CLP-2 0.53(mm)
ZZZZZ		05/03/2015 17:41	1		CLP-1 0.53(mm)
ZZZZZ		05/03/2015 17:41	1		CLP-2 0.53(mm)
ZZZZZ		05/03/2015 17:57	1		CLP-1 0.53(mm)
MB 240-178224/23-A		05/03/2015 17:57	1	P1300019.D	CLP-2 0.53(mm)
ZZZZZ		05/03/2015 18:14	1		CLP-1 0.53(mm)
LCS 240-178224/24-A		05/03/2015 18:14	1	P1300020.D	CLP-2 0.53(mm)
CCV 240-178932/21		05/03/2015 18:30	1		CLP-1 0.53(mm)
CCV 240-178932/21		05/03/2015 18:30	1	P1300021.D	CLP-2 0.53(mm)
ZZZZZ		05/03/2015 18:46	1		CLP-1 0.53(mm)
240-49697-80	DR-SB-236-48-51	05/03/2015 18:46	1	P1300022.D	CLP-2 0.53(mm)
ZZZZZ		05/03/2015 19:03	1		CLP-1 0.53(mm)
240-49697-81	DR-SB-240-0-3	05/03/2015 19:03	1	P1300023.D	CLP-2 0.53(mm)
ZZZZZ		05/03/2015 19:19	1		CLP-1 0.53(mm)
240-49697-82	DR-SB-240-24-27	05/03/2015 19:19	1	P1300024.D	CLP-2 0.53(mm)
ZZZZZ		05/03/2015 19:36	1		CLP-1 0.53(mm)
ZZZZZ		05/03/2015 19:36	1		CLP-2 0.53(mm)

8082A

PCBS ANALYSIS RUN LOG

Lab Name: TestAmerica Canton Job No.: 240-49697-1

SDG No.:

Instrument ID: A2HP13 Start Date: 05/03/2015 13:34

Analysis Batch Number: 178932 End Date: 05/03/2015 22:36

LAB SAMPLE ID	CLIENT SAMPLE ID	DATE ANALYZED	DILUTION FACTOR	LAB FILE ID	COLUMN ID
ZZZZZ		05/03/2015 19:52	1		CLP-1 0.53(mm)
240-49697-84	DR-SB-240-48-51	05/03/2015 19:52	1	P1300026.D	CLP-2 0.53(mm)
ZZZZZ		05/03/2015 20:08	1		CLP-1 0.53(mm)
240-49697-85	DR-SB-245-0-3	05/03/2015 20:08	1	P1300027.D	CLP-2 0.53(mm)
ZZZZZ		05/03/2015 20:25	1		CLP-1 0.53(mm)
240-49697-86	DR-SB-245-24-27	05/03/2015 20:25	1	P1300028.D	CLP-2 0.53(mm)
ZZZZZ		05/03/2015 20:41	1		CLP-1 0.53(mm)
240-49697-87	DR-SB-245-36-39	05/03/2015 20:41	1	P1300029.D	CLP-2 0.53(mm)
ZZZZZ		05/03/2015 20:58	1		CLP-1 0.53(mm)
ZZZZZ		05/03/2015 20:58	1		CLP-2 0.53(mm)
ZZZZZ		05/03/2015 21:14	1		CLP-1 0.53(mm)
240-49697-89	DR-SB-227-0-3	05/03/2015 21:14	1	P1300031.D	CLP-2 0.53(mm)
ZZZZZ		05/03/2015 21:31	1		CLP-1 0.53(mm)
240-49697-89 MS	DR-SB-227-0-3 MS	05/03/2015 21:31	1	P1300032.D	CLP-2 0.53(mm)
ZZZZZ		05/03/2015 21:47	1		CLP-1 0.53(mm)
240-49697-89 MSD	DR-SB-227-0-3 MSD	05/03/2015 21:47	1	P1300033.D	CLP-2 0.53(mm)
CCV 240-178932/36		05/03/2015 22:36	1		CLP-1 0.53(mm)
CCV 240-178932/36		05/03/2015 22:36	1	P1300036.D	CLP-2 0.53(mm)

8082A

FORM VIII
PCBS ANALYTICAL SEQUENCE

Lab Name: TestAmerica Canton Job No.: 240-49697-1

SDG No.:

Sample No.: CCV 240-178932/3 Date Analyzed: 05/03/2015 13:34

Instrument ID: A2HP13 GC Column: CLP-2 ID: 0.53(mm)

Lab File ID (Standard): P1300003.D Heated Purge: (Y/N) N

Calibration ID: 28179

THE ANALYTICAL SEQUENCE OF BLANKS, SAMPLES, STANDARDS, MS/MSDs AND LCSs IS GIVEN BELOW:

				TCX	DCB	
				RT #	RT #	
CONTINUING CALIBRATION SURROGATE				1.66	8.23	
UPPER LIMIT				1.69	8.26	
LOWER LIMIT				1.63	8.20	
LAB SAMPLE ID	CLIENT SAMPLE ID	DATE ANALYZED	LAB FILE ID			
CCV 240-178932/3 CCVRT		05/03/2015 13:34	P1300003.D	1.66	8.23	
240-49697-70	DR-SB-231-24-27	05/03/2015 15:13	P1300009.D	1.67	8.23	
240-49697-72	DR-SB-231-48-51	05/03/2015 15:46	P1300011.D	1.67	8.23	
240-49697-73	DR-SB-246-0-3	05/03/2015 16:02	P1300012.D	1.67	8.26 *	
240-49697-74	DR-SB-246-24-27	05/03/2015 16:19	P1300013.D	1.67	8.23	
240-49697-77	DR-SB-236-0-3	05/03/2015 17:08	P1300016.D	1.67	8.23	
240-49697-78	DR-SB-236-24-27	05/03/2015 17:24	P1300017.D	1.67	8.23	
MB 240-178224/23-A		05/03/2015 17:57	P1300019.D	1.66	8.23	
LCS 240-178224/24-A		05/03/2015 18:14	P1300020.D	1.66	8.23	
CCV 240-178932/21		05/03/2015 18:30	P1300021.D	1.66	8.23	
240-49697-80	DR-SB-236-48-51	05/03/2015 18:46	P1300022.D	1.67	8.23	
240-49697-81	DR-SB-240-0-3	05/03/2015 19:03	P1300023.D	1.67	8.23	
240-49697-82	DR-SB-240-24-27	05/03/2015 19:19	P1300024.D	1.67	8.23	
240-49697-84	DR-SB-240-48-51	05/03/2015 19:52	P1300026.D	1.67	8.23	
240-49697-85	DR-SB-245-0-3	05/03/2015 20:08	P1300027.D	1.67	8.23	
240-49697-86	DR-SB-245-24-27	05/03/2015 20:25	P1300028.D	1.67	8.23	
240-49697-87	DR-SB-245-36-39	05/03/2015 20:41	P1300029.D	1.67	8.23	
240-49697-89	DR-SB-227-0-3	05/03/2015 21:14	P1300031.D	1.67	8.23	
240-49697-89 MS	DR-SB-227-0-3 MS	05/03/2015 21:31	P1300032.D	1.67	8.23	
240-49697-89 MSD	DR-SB-227-0-3 MSD	05/03/2015 21:47	P1300033.D	1.67	8.23	
CCV 240-178932/36		05/03/2015 22:36	P1300036.D	1.66	8.23	

TCX = Tetrachloro-m-xylene
DCB = DCB Decachlorobiphenyl

TCX RT Limit = ± 0 minutes of surrogate RT
DCB RT Limit = ± 0 minutes of surrogate RT

Column used to flag values outside QC limits

FORM VIII 8082A

FORM VII
PCBS CONTINUING CALIBRATION DATA

Lab Name: TestAmerica Canton Job No.: 240-49697-1

SDG No.:

Lab Sample ID: CCV 240-178932/3 Calibration Date: 05/03/2015 13:34

Instrument ID: A2HP13 Calib Start Date: 04/24/2015 21:01

GC Column: CLP-2 ID: 0.53(mm) Calib End Date: 04/24/2015 22:23

Lab File ID: P1300003.D Conc. Units: ng/uL

ANALYTE	CURVE TYPE	AVE CF	CF	MIN CF	CALC AMOUNT	SPIKE AMOUNT	%D	MAX %D
PCB-1016 Peak 1	Ave	37799116	31933920		0.422	0.500	-15.5	20.0
PCB-1016 Peak 2	Ave	70637318	63191628		0.447	0.500	-10.5	20.0
PCB-1016 Peak 3	Ave	137751833	129129942		0.469	0.500	-6.3	20.0
PCB-1016 Peak 4	Ave	62808181	56257968		0.448	0.500	-10.4	20.0
PCB-1016 Peak 5	Ave	50333458	45316826		0.450	0.500	-10.0	20.0
PCB-1260 Peak 1	Ave	85769409	80634908		0.470	0.500	-6.0	20.0
PCB-1260 Peak 2	Ave	93921454	91994400		0.490	0.500	-2.1	20.0
PCB-1260 Peak 3	Ave	135204779	133390904		0.493	0.500	-1.3	20.0
PCB-1260 Peak 4	Ave	178433969	178269264		0.500	0.500	-0.0	20.0
PCB-1260 Peak 5	Ave	135269166	135182266		0.500	0.500	-0.0	20.0
Tetrachloro-m-xylene	Ave	2085204568	1762603000		0.0211	0.0250	-15.5	20.0
DCB Decachlorobiphenyl	Ave	1536966668	1360707840		0.0221	0.0250	-11.5	20.0

FORM VII
PCBS CONTINUING CALIBRATION DATA

Lab Name: TestAmerica Canton Job No.: 240-49697-1

SDG No.:

Lab Sample ID: CCV 240-178932/21 Calibration Date: 05/03/2015 18:30

Instrument ID: A2HP13 Calib Start Date: 04/24/2015 21:01

GC Column: CLP-2 ID: 0.53(mm) Calib End Date: 04/24/2015 22:23

Lab File ID: P1300021.D Conc. Units: ng/uL

ANALYTE	CURVE TYPE	AVE CF	CF	MIN CF	CALC AMOUNT	SPIKE AMOUNT	%D	MAX %D
PCB-1016 Peak 1	Ave	37799116	32762086		0.433	0.500	-13.3	20.0
PCB-1016 Peak 2	Ave	70637318	63430818		0.449	0.500	-10.2	20.0
PCB-1016 Peak 3	Ave	137751833	130265118		0.473	0.500	-5.4	20.0
PCB-1016 Peak 4	Ave	62808181	56702806		0.451	0.500	-9.7	20.0
PCB-1016 Peak 5	Ave	50333458	44919800		0.446	0.500	-10.8	20.0
PCB-1260 Peak 1	Ave	85769409	80742248		0.471	0.500	-5.9	20.0
PCB-1260 Peak 2	Ave	93921454	91994696		0.490	0.500	-2.1	20.0
PCB-1260 Peak 3	Ave	135204779	133764692		0.495	0.500	-1.1	20.0
PCB-1260 Peak 4	Ave	178433969	178032588		0.499	0.500	-0.2	20.0
PCB-1260 Peak 5	Ave	135269166	132754576		0.491	0.500	-1.9	20.0
Tetrachloro-m-xylene	Ave	2085204568	1781553240		0.0214	0.0250	-14.6	20.0
DCB Decachlorobiphenyl	Ave	1536966668	1336773040		0.0217	0.0250	-13.0	20.0

PCBS ANALYSIS RUN LOG

Lab Name: TestAmerica Canton Job No.: 240-49697-1

SDG No.:

Instrument ID: A2HP13 Start Date: 05/03/2015 23:26

Analysis Batch Number: 178937 End Date: 05/04/2015 07:06

LAB SAMPLE ID	CLIENT SAMPLE ID	DATE ANALYZED	DILUTION FACTOR	LAB FILE ID	COLUMN ID
CCV 240-178937/3 CCVRT		05/03/2015 23:26	1		CLP-1 0.53(mm)
CCV 240-178937/3 CCVRT		05/03/2015 23:26	1	P1300039.D	CLP-2 0.53(mm)
ZZZZZ		05/03/2015 23:42	1		CLP-1 0.53(mm)
240-49697-13	DR-SB-244-0-3	05/03/2015 23:42	1	P1300040.D	CLP-2 0.53(mm)
ZZZZZ		05/03/2015 23:59	1		CLP-1 0.53(mm)
ZZZZZ		05/03/2015 23:59	1		CLP-2 0.53(mm)
ZZZZZ		05/04/2015 00:15	1		CLP-1 0.53(mm)
240-49697-15	DR-SB-244-36-39	05/04/2015 00:15	1	P1300042.D	CLP-2 0.53(mm)
ZZZZZ		05/04/2015 00:31	1		CLP-1 0.53(mm)
240-49697-16	DR-SB-244-48-51	05/04/2015 00:31	1	P1300043.D	CLP-2 0.53(mm)
ZZZZZ		05/04/2015 00:48	1		CLP-1 0.53(mm)
ZZZZZ		05/04/2015 00:48	1		CLP-2 0.53(mm)
ZZZZZ		05/04/2015 01:04	1		CLP-1 0.53(mm)
ZZZZZ		05/04/2015 01:04	1		CLP-2 0.53(mm)
ZZZZZ		05/04/2015 01:21	1		CLP-1 0.53(mm)
240-49697-19	DR-SB-249-36-39	05/04/2015 01:21	1	P1300046.D	CLP-2 0.53(mm)
ZZZZZ		05/04/2015 01:37	1		CLP-1 0.53(mm)
ZZZZZ		05/04/2015 01:37	1		CLP-2 0.53(mm)
ZZZZZ		05/04/2015 01:53	1		CLP-1 0.53(mm)
ZZZZZ		05/04/2015 01:53	1		CLP-2 0.53(mm)
ZZZZZ		05/04/2015 02:10	1		CLP-1 0.53(mm)
240-49697-22	DR-SB-243-24-27	05/04/2015 02:10	1	P1300049.D	CLP-2 0.53(mm)
ZZZZZ		05/04/2015 02:26	1		CLP-1 0.53(mm)
240-49697-23	DR-SB-243-36-39	05/04/2015 02:26	1	P1300050.D	CLP-2 0.53(mm)
ZZZZZ		05/04/2015 02:43	1		CLP-1 0.53(mm)
MB 240-178226/23-A		05/04/2015 02:43	1	P1300051.D	CLP-2 0.53(mm)
ZZZZZ		05/04/2015 02:59	1		CLP-1 0.53(mm)
LCS 240-178226/24-A		05/04/2015 02:59	1	P1300052.D	CLP-2 0.53(mm)
CCV 240-178937/17		05/04/2015 03:16	1		CLP-1 0.53(mm)
CCV 240-178937/17		05/04/2015 03:16	1	P1300053.D	CLP-2 0.53(mm)
ZZZZZ		05/04/2015 03:32	1		CLP-1 0.53(mm)
240-49697-34	DR-SB-234-24-27	05/04/2015 03:32	1	P1300054.D	CLP-2 0.53(mm)
ZZZZZ		05/04/2015 03:48	1		CLP-1 0.53(mm)
240-49697-35	DR-SB-234-36-39	05/04/2015 03:48	1	P1300055.D	CLP-2 0.53(mm)
ZZZZZ		05/04/2015 04:05	1		CLP-1 0.53(mm)
240-49697-36	DR-SB-234-48-51	05/04/2015 04:05	1	P1300056.D	CLP-2 0.53(mm)
ZZZZZ		05/04/2015 04:21	1		CLP-1 0.53(mm)
240-49697-37	DR-SB-229-0-3	05/04/2015 04:21	1	P1300057.D	CLP-2 0.53(mm)
ZZZZZ		05/04/2015 04:38	1		CLP-1 0.53(mm)
240-49697-38	DR-SB-229-24-27	05/04/2015 04:38	1	P1300058.D	CLP-2 0.53(mm)
ZZZZZ		05/04/2015 05:10	1		CLP-1 0.53(mm)
240-49697-40	DR-SB-229-48-51	05/04/2015 05:10	1	P1300060.D	CLP-2 0.53(mm)
ZZZZZ		05/04/2015 05:27	1		CLP-1 0.53(mm)
ZZZZZ		05/04/2015 05:27	1		CLP-2 0.53(mm)

8082A

PCBS ANALYSIS RUN LOG

Lab Name: TestAmerica Canton Job No.: 240-49697-1

SDG No.:

Instrument ID: A2HP13 Start Date: 05/03/2015 23:26

Analysis Batch Number: 178937 End Date: 05/04/2015 07:06

LAB SAMPLE ID	CLIENT SAMPLE ID	DATE ANALYZED	DILUTION FACTOR	LAB FILE ID	COLUMN ID
ZZZZZ		05/04/2015 05:43	1		CLP-1 0.53(mm)
240-49697-42	DR-SB-233-24-27	05/04/2015 05:43	1	P1300062.D	CLP-2 0.53(mm)
ZZZZZ		05/04/2015 06:00	1		CLP-1 0.53(mm)
240-49697-42 MS	DR-SB-233-24-27 MS	05/04/2015 06:00	1	P1300063.D	CLP-2 0.53(mm)
ZZZZZ		05/04/2015 06:16	1		CLP-1 0.53(mm)
240-49697-42 MSD	DR-SB-233-24-27 MSD	05/04/2015 06:16	1	P1300064.D	CLP-2 0.53(mm)
CCV 240-178937/31		05/04/2015 07:06	1		CLP-1 0.53(mm)
CCV 240-178937/31		05/04/2015 07:06	1	P1300067.D	CLP-2 0.53(mm)

8082A

FORM VIII
PCBS ANALYTICAL SEQUENCE

Lab Name: TestAmerica Canton Job No.: 240-49697-1

SDG No.:

Sample No.: CCV 240-178937/3 Date Analyzed: 05/03/2015 23:26

Instrument ID: A2HP13 GC Column: CLP-2 ID: 0.53(mm)

Lab File ID (Standard): P1300039.D Heated Purge: (Y/N) N

Calibration ID: 28179

THE ANALYTICAL SEQUENCE OF BLANKS, SAMPLES, STANDARDS, MS/MSDs AND LCSs IS GIVEN BELOW:

				TCX	DCB	
				RT #	RT #	
CONTINUING CALIBRATION SURROGATE				1.66	8.22	
UPPER LIMIT				1.69	8.25	
LOWER LIMIT				1.63	8.19	
LAB SAMPLE ID	CLIENT SAMPLE ID	DATE ANALYZED	LAB FILE ID			
CCV 240-178937/3 CCVRT		05/03/2015 23:26	P1300039.D	1.66	8.22	
240-49697-13	DR-SB-244-0-3	05/03/2015 23:42	P1300040.D	1.67	8.23	
240-49697-15	DR-SB-244-36-39	05/04/2015 00:15	P1300042.D	1.67	8.23	
240-49697-16	DR-SB-244-48-51	05/04/2015 00:31	P1300043.D	1.67	8.23	
240-49697-19	DR-SB-249-36-39	05/04/2015 01:21	P1300046.D	1.67	8.23	
240-49697-22	DR-SB-243-24-27	05/04/2015 02:10	P1300049.D	1.67	8.23	
240-49697-23	DR-SB-243-36-39	05/04/2015 02:26	P1300050.D	1.67	8.23	
MB 240-178226/23-A		05/04/2015 02:43	P1300051.D	1.67	8.23	
LCS 240-178226/24-A		05/04/2015 02:59	P1300052.D	1.67	8.23	
CCV 240-178937/17		05/04/2015 03:16	P1300053.D	1.67	8.23	
240-49697-34	DR-SB-234-24-27	05/04/2015 03:32	P1300054.D	1.67	8.23	
240-49697-35	DR-SB-234-36-39	05/04/2015 03:48	P1300055.D	1.67	8.23	
240-49697-36	DR-SB-234-48-51	05/04/2015 04:05	P1300056.D	1.67	8.23	
240-49697-37	DR-SB-229-0-3	05/04/2015 04:21	P1300057.D	1.67	8.23	
240-49697-38	DR-SB-229-24-27	05/04/2015 04:38	P1300058.D	1.67	8.23	
240-49697-40	DR-SB-229-48-51	05/04/2015 05:10	P1300060.D	1.67	8.23	
240-49697-42	DR-SB-233-24-27	05/04/2015 05:43	P1300062.D	1.67	8.23	
240-49697-42 MS	DR-SB-233-24-27 MS	05/04/2015 06:00	P1300063.D	1.67	8.23	
240-49697-42 MSD	DR-SB-233-24-27 MSD	05/04/2015 06:16	P1300064.D	1.67	8.23	
CCV 240-178937/31		05/04/2015 07:06	P1300067.D	1.67	8.23	

TCX = Tetrachloro-m-xylene
DCB = DCB Decachlorobiphenyl

TCX RT Limit = ± 0 minutes of surrogate RT
DCB RT Limit = ± 0 minutes of surrogate RT

Column used to flag values outside QC limits

FORM VIII 8082A

FORM VII
PCBS CONTINUING CALIBRATION DATA

Lab Name: TestAmerica Canton Job No.: 240-49697-1

SDG No.:

Lab Sample ID: CCV 240-178932/36 Calibration Date: 05/03/2015 22:36

Instrument ID: A2HP13 Calib Start Date: 04/24/2015 21:01

GC Column: CLP-2 ID: 0.53(mm) Calib End Date: 04/24/2015 22:23

Lab File ID: P1300036.D Conc. Units: ng/uL

ANALYTE	CURVE TYPE	AVE CF	CF	MIN CF	CALC AMOUNT	SPIKE AMOUNT	%D	MAX %D
PCB-1016 Peak 1	Ave	37799116	35273170		0.467	0.500	-6.7	20.0
PCB-1016 Peak 2	Ave	70637318	68442200		0.484	0.500	-3.1	20.0
PCB-1016 Peak 3	Ave	137751833	140401306		0.510	0.500	1.9	20.0
PCB-1016 Peak 4	Ave	62808181	61026916		0.486	0.500	-2.8	20.0
PCB-1016 Peak 5	Ave	50333458	48698806		0.484	0.500	-3.2	20.0
PCB-1260 Peak 1	Ave	85769409	84818586		0.494	0.500	-1.1	20.0
PCB-1260 Peak 2	Ave	93921454	97064722		0.517	0.500	3.3	20.0
PCB-1260 Peak 3	Ave	135204779	140150754		0.518	0.500	3.7	20.0
PCB-1260 Peak 4	Ave	178433969	185055154		0.519	0.500	3.7	20.0
PCB-1260 Peak 5	Ave	135269166	137801396		0.509	0.500	1.9	20.0
Tetrachloro-m-xylene	Ave	2085204568	1914458520		0.0230	0.0250	-8.2	20.0
DCB Decachlorobiphenyl	Ave	1536966668	1365878120		0.0222	0.0250	-11.1	20.0

FORM VII
PCBS CONTINUING CALIBRATION DATA

Lab Name: TestAmerica Canton Job No.: 240-49697-1

SDG No.:

Lab Sample ID: CCV 240-178937/3 Calibration Date: 05/03/2015 23:26

Instrument ID: A2HP13 Calib Start Date: 04/24/2015 21:01

GC Column: CLP-2 ID: 0.53(mm) Calib End Date: 04/24/2015 22:23

Lab File ID: P1300039.D Conc. Units: ng/uL

ANALYTE	CURVE TYPE	AVE CF	CF	MIN CF	CALC AMOUNT	SPIKE AMOUNT	%D	MAX %D
PCB-1016 Peak 1	Ave	37799116	33612810		0.445	0.500	-11.1	20.0
PCB-1016 Peak 2	Ave	70637318	65228426		0.462	0.500	-7.7	20.0
PCB-1016 Peak 3	Ave	137751833	133582050		0.485	0.500	-3.0	20.0
PCB-1016 Peak 4	Ave	62808181	57635658		0.459	0.500	-8.2	20.0
PCB-1016 Peak 5	Ave	50333458	45640948		0.453	0.500	-9.3	20.0
PCB-1260 Peak 1	Ave	85769409	80690624		0.470	0.500	-5.9	20.0
PCB-1260 Peak 2	Ave	93921454	93948926		0.500	0.500	0.0	20.0
PCB-1260 Peak 3	Ave	135204779	135137134		0.500	0.500	-0.0	20.0
PCB-1260 Peak 4	Ave	178433969	180961574		0.507	0.500	1.4	20.0
PCB-1260 Peak 5	Ave	135269166	136093630		0.503	0.500	0.6	20.0
Tetrachloro-m-xylene	Ave	2085204568	1824656280		0.0219	0.0250	-12.5	20.0
DCB Decachlorobiphenyl	Ave	1536966668	1343617960		0.0219	0.0250	-12.6	20.0

FORM VII
PCBS CONTINUING CALIBRATION DATA

Lab Name: TestAmerica Canton Job No.: 240-49697-1

SDG No.:

Lab Sample ID: CCV 240-178937/17 Calibration Date: 05/04/2015 03:16

Instrument ID: A2HP13 Calib Start Date: 04/24/2015 21:01

GC Column: CLP-2 ID: 0.53(mm) Calib End Date: 04/24/2015 22:23

Lab File ID: P1300053.D Conc. Units: ng/uL

ANALYTE	CURVE TYPE	AVE CF	CF	MIN CF	CALC AMOUNT	SPIKE AMOUNT	%D	MAX %D
PCB-1016 Peak 1	Ave	37799116	35238990		0.466	0.500	-6.8	20.0
PCB-1016 Peak 2	Ave	70637318	68099012		0.482	0.500	-3.6	20.0
PCB-1016 Peak 3	Ave	137751833	139395206		0.506	0.500	1.2	20.0
PCB-1016 Peak 4	Ave	62808181	60057678		0.478	0.500	-4.4	20.0
PCB-1016 Peak 5	Ave	50333458	46773036		0.465	0.500	-7.1	20.0
PCB-1260 Peak 1	Ave	85769409	82073116		0.478	0.500	-4.3	20.0
PCB-1260 Peak 2	Ave	93921454	95752028		0.510	0.500	1.9	20.0
PCB-1260 Peak 3	Ave	135204779	137282010		0.508	0.500	1.5	20.0
PCB-1260 Peak 4	Ave	178433969	183333460		0.514	0.500	2.7	20.0
PCB-1260 Peak 5	Ave	135269166	137222876		0.507	0.500	1.4	20.0
Tetrachloro-m-xylene	Ave	2085204568	1901202720		0.0228	0.0250	-8.8	20.0
DCB Decachlorobiphenyl	Ave	1536966668	1330533120		0.0216	0.0250	-13.4	20.0

FORM VII
PCBS CONTINUING CALIBRATION DATA

Lab Name: TestAmerica Canton Job No.: 240-49697-1

SDG No.:

Lab Sample ID: CCV 240-178937/31 Calibration Date: 05/04/2015 07:06

Instrument ID: A2HP13 Calib Start Date: 04/24/2015 21:01

GC Column: CLP-2 ID: 0.53(mm) Calib End Date: 04/24/2015 22:23

Lab File ID: P1300067.D Conc. Units: ng/uL

ANALYTE	CURVE TYPE	AVE CF	CF	MIN CF	CALC AMOUNT	SPIKE AMOUNT	%D	MAX %D
PCB-1016 Peak 1	Ave	37799116	34164590		0.452	0.500	-9.6	20.0
PCB-1016 Peak 2	Ave	70637318	67772174		0.480	0.500	-4.1	20.0
PCB-1016 Peak 3	Ave	137751833	139209204		0.505	0.500	1.1	20.0
PCB-1016 Peak 4	Ave	62808181	60706426		0.483	0.500	-3.3	20.0
PCB-1016 Peak 5	Ave	50333458	47937562		0.476	0.500	-4.8	20.0
PCB-1260 Peak 1	Ave	85769409	82657784		0.482	0.500	-3.6	20.0
PCB-1260 Peak 2	Ave	93921454	95872728		0.510	0.500	2.1	20.0
PCB-1260 Peak 3	Ave	135204779	135871876		0.502	0.500	0.5	20.0
PCB-1260 Peak 4	Ave	178433969	180848890		0.507	0.500	1.4	20.0
PCB-1260 Peak 5	Ave	135269166	133583958		0.494	0.500	-1.2	20.0
Tetrachloro-m-xylene	Ave	2085204568	1866746000		0.0224	0.0250	-10.5	20.0
DCB Decachlorobiphenyl	Ave	1536966668	1336900920		0.0217	0.0250	-13.0	20.0

PCBS ANALYSIS RUN LOG

Lab Name: TestAmerica Canton Job No.: 240-49697-1

SDG No.:

Instrument ID: A2HP13 Start Date: 05/05/2015 16:54

Analysis Batch Number: 179284 End Date: 05/05/2015 19:38

LAB SAMPLE ID	CLIENT SAMPLE ID	DATE ANALYZED	DILUTION FACTOR	LAB FILE ID	COLUMN ID
CCV 240-179284/3 CCVRT		05/05/2015 16:54	1		CLP-1 0.53(mm)
CCV 240-179284/3 CCVRT		05/05/2015 16:54	1	P1300012.D	CLP-2 0.53(mm)
ZZZZZ		05/05/2015 17:10	2		CLP-1 0.53(mm)
240-49697-71	DR-SB-231-36-39	05/05/2015 17:10	2	P1300013.D	CLP-2 0.53(mm)
ZZZZZ		05/05/2015 17:27	2		CLP-1 0.53(mm)
ZZZZZ		05/05/2015 17:27	2		CLP-2 0.53(mm)
ZZZZZ		05/05/2015 17:43	5		CLP-1 0.53(mm)
240-49697-75	DR-SB-246-36-39	05/05/2015 17:43	5	P1300015.D	CLP-2 0.53(mm)
ZZZZZ		05/05/2015 18:00	2		CLP-1 0.53(mm)
240-49697-76	DR-SB-246-48-51	05/05/2015 18:00	2	P1300016.D	CLP-2 0.53(mm)
ZZZZZ		05/05/2015 18:16	2		CLP-1 0.53(mm)
240-49697-79	DR-SB-236-36-39	05/05/2015 18:16	2	P1300017.D	CLP-2 0.53(mm)
ZZZZZ		05/05/2015 18:32	5		CLP-1 0.53(mm)
ZZZZZ		05/05/2015 18:32	5		CLP-2 0.53(mm)
ZZZZZ		05/05/2015 18:49	2		CLP-1 0.53(mm)
240-49697-83	DR-SB-240-36-39	05/05/2015 18:49	2	P1300019.D	CLP-2 0.53(mm)
ZZZZZ		05/05/2015 19:05	2		CLP-1 0.53(mm)
ZZZZZ		05/05/2015 19:05	2		CLP-2 0.53(mm)
ZZZZZ		05/05/2015 19:22	5		CLP-1 0.53(mm)
240-49697-88	DR-SB-245-48-51	05/05/2015 19:22	5	P1300021.D	CLP-2 0.53(mm)
CCV 240-179284/13		05/05/2015 19:38	1		CLP-1 0.53(mm)
CCV 240-179284/13		05/05/2015 19:38	1	P1300022.D	CLP-2 0.53(mm)

8082A

FORM VIII
PCBS ANALYTICAL SEQUENCE

Lab Name: TestAmerica Canton Job No.: 240-49697-1

SDG No.:

Sample No.: CCV 240-179284/3 Date Analyzed: 05/05/2015 16:54

Instrument ID: A2HP13 GC Column: CLP-2 ID: 0.53(mm)

Lab File ID (Standard): P1300012.D Heated Purge: (Y/N) N

Calibration ID: 28179

THE ANALYTICAL SEQUENCE OF BLANKS, SAMPLES, STANDARDS, MS/MSDs AND LCSs IS GIVEN BELOW:

				TCX	DCB	
				RT #	RT #	
CONTINUING CALIBRATION SURROGATE				1.66	8.22	
UPPER LIMIT				1.69	8.25	
LOWER LIMIT				1.63	8.19	
LAB SAMPLE ID	CLIENT SAMPLE ID	DATE ANALYZED	LAB FILE ID			
CCV 240-179284/3 CCVRT		05/05/2015 16:54	P1300012.D	1.66	8.22	
240-49697-71	DR-SB-231-36-39	05/05/2015 17:10	P1300013.D	1.67	8.22	
240-49697-75	DR-SB-246-36-39	05/05/2015 17:43	P1300015.D	1.66	8.22	
240-49697-76	DR-SB-246-48-51	05/05/2015 18:00	P1300016.D	1.67	8.22	
240-49697-79	DR-SB-236-36-39	05/05/2015 18:16	P1300017.D	1.66	8.22	
240-49697-83	DR-SB-240-36-39	05/05/2015 18:49	P1300019.D	1.66	8.22	
240-49697-88	DR-SB-245-48-51	05/05/2015 19:22	P1300021.D	1.66	8.23	
CCV 240-179284/13		05/05/2015 19:38	P1300022.D	1.66	8.22	

TCX = Tetrachloro-m-xylene
DCB = DCB Decachlorobiphenyl

TCX RT Limit = ± 0 minutes of surrogate RT
DCB RT Limit = ± 0 minutes of surrogate RT

Column used to flag values outside QC limits

FORM VIII 8082A

FORM VII
PCBS CONTINUING CALIBRATION DATA

Lab Name: TestAmerica Canton Job No.: 240-49697-1

SDG No.:

Lab Sample ID: CCV 240-179284/3 Calibration Date: 05/05/2015 16:54

Instrument ID: A2HP13 Calib Start Date: 04/24/2015 21:01

GC Column: CLP-2 ID: 0.53(mm) Calib End Date: 04/24/2015 22:23

Lab File ID: P1300012.D Conc. Units: ng/uL

ANALYTE	CURVE TYPE	AVE CF	CF	MIN CF	CALC AMOUNT	SPIKE AMOUNT	%D	MAX %D
PCB-1016 Peak 1	Ave	37799116	32383122		0.428	0.500	-14.3	20.0
PCB-1016 Peak 2	Ave	70637318	63866526		0.452	0.500	-9.6	20.0
PCB-1016 Peak 3	Ave	137751833	129930298		0.472	0.500	-5.7	20.0
PCB-1016 Peak 4	Ave	62808181	57184940		0.455	0.500	-9.0	20.0
PCB-1016 Peak 5	Ave	50333458	45380466		0.451	0.500	-9.8	20.0
PCB-1260 Peak 1	Ave	85769409	81248476		0.474	0.500	-5.3	20.0
PCB-1260 Peak 2	Ave	93921454	92592492		0.493	0.500	-1.4	20.0
PCB-1260 Peak 3	Ave	135204779	134437262		0.497	0.500	-0.6	20.0
PCB-1260 Peak 4	Ave	178433969	180157554		0.505	0.500	1.0	20.0
PCB-1260 Peak 5	Ave	135269166	136712002		0.505	0.500	1.1	20.0
Tetrachloro-m-xylene	Ave	2085204568	1773810400		0.0213	0.0250	-14.9	20.0
DCB Decachlorobiphenyl	Ave	1536966668	1381708280		0.0225	0.0250	-10.1	20.0

FORM VII
PCBS CONTINUING CALIBRATION DATA

Lab Name: TestAmerica Canton Job No.: 240-49697-1

SDG No.:

Lab Sample ID: CCV 240-179284/13 Calibration Date: 05/05/2015 19:38

Instrument ID: A2HP13 Calib Start Date: 04/24/2015 21:01

GC Column: CLP-2 ID: 0.53(mm) Calib End Date: 04/24/2015 22:23

Lab File ID: P1300022.D Conc. Units: ng/uL

ANALYTE	CURVE TYPE	AVE CF	CF	MIN CF	CALC AMOUNT	SPIKE AMOUNT	%D	MAX %D
PCB-1016 Peak 1	Ave	37799116	33160116		0.439	0.500	-12.3	20.0
PCB-1016 Peak 2	Ave	70637318	65438802		0.463	0.500	-7.4	20.0
PCB-1016 Peak 3	Ave	137751833	133819590		0.486	0.500	-2.9	20.0
PCB-1016 Peak 4	Ave	62808181	58578608		0.466	0.500	-6.7	20.0
PCB-1016 Peak 5	Ave	50333458	45858354		0.456	0.500	-8.9	20.0
PCB-1260 Peak 1	Ave	85769409	80811232		0.471	0.500	-5.8	20.0
PCB-1260 Peak 2	Ave	93921454	92649020		0.493	0.500	-1.4	20.0
PCB-1260 Peak 3	Ave	135204779	133632286		0.494	0.500	-1.2	20.0
PCB-1260 Peak 4	Ave	178433969	179035970		0.502	0.500	0.3	20.0
PCB-1260 Peak 5	Ave	135269166	134314192		0.496	0.500	-0.7	20.0
Tetrachloro-m-xylene	Ave	2085204568	1815183280		0.0218	0.0250	-12.9	20.0
DCB Decachlorobiphenyl	Ave	1536966668	1421720520		0.0231	0.0250	-7.5	20.0

PCBS ANALYSIS RUN LOG

Lab Name: TestAmerica Canton Job No.: 240-49697-1

SDG No.:

Instrument ID: A2HP13 Start Date: 05/05/2015 20:27

Analysis Batch Number: 179280 End Date: 05/05/2015 22:39

LAB SAMPLE ID	CLIENT SAMPLE ID	DATE ANALYZED	DILUTION FACTOR	LAB FILE ID	COLUMN ID
CCV 240-179280/3 CCVRT		05/05/2015 20:27	1		CLP-1 0.53(mm)
CCV 240-179280/3 CCVRT		05/05/2015 20:27	1	P1300025.D	CLP-2 0.53(mm)
ZZZZZ		05/05/2015 20:44	2		CLP-1 0.53(mm)
ZZZZZ		05/05/2015 20:44	2		CLP-2 0.53(mm)
ZZZZZ		05/05/2015 21:00	5		CLP-1 0.53(mm)
240-49697-94	DR-SB-226-24-27	05/05/2015 21:00	5	P1300027.D	CLP-2 0.53(mm)
ZZZZZ		05/05/2015 21:17	10		CLP-1 0.53(mm)
240-49697-95	DR-SB-226-36-39	05/05/2015 21:17	10	P1300028.D	CLP-2 0.53(mm)
ZZZZZ		05/05/2015 21:33	2		CLP-1 0.53(mm)
240-49697-3	DR-SB-230-36-39	05/05/2015 21:33	2	P1300029.D	CLP-2 0.53(mm)
ZZZZZ		05/05/2015 21:50	1		CLP-1 0.53(mm)
240-49697-12	DR-SB-239-48-51	05/05/2015 21:50	1	P1300030.D	CLP-2 0.53(mm)
ZZZZZ		05/05/2015 22:06	1		CLP-1 0.53(mm)
240-49697-12 MS	DR-SB-239-48-51 MS	05/05/2015 22:06	1	P1300031.D	CLP-2 0.53(mm)
ZZZZZ		05/05/2015 22:22	1		CLP-1 0.53(mm)
240-49697-12 MSD	DR-SB-239-48-51 MSD	05/05/2015 22:22	1	P1300032.D	CLP-2 0.53(mm)
CCV 240-179280/11		05/05/2015 22:39	1		CLP-1 0.53(mm)
CCV 240-179280/11		05/05/2015 22:39	1	P1300033.D	CLP-2 0.53(mm)

8082A

FORM VIII
PCBS ANALYTICAL SEQUENCE

Lab Name: TestAmerica Canton Job No.: 240-49697-1

SDG No.:

Sample No.: CCV 240-179280/3 Date Analyzed: 05/05/2015 20:27

Instrument ID: A2HP13 GC Column: CLP-2 ID: 0.53(mm)

Lab File ID (Standard): P1300025.D Heated Purge: (Y/N) N

Calibration ID: 28179

THE ANALYTICAL SEQUENCE OF BLANKS, SAMPLES, STANDARDS, MS/MSDs AND LCSs IS GIVEN BELOW:

				TCX	DCB	
				RT #	RT #	
CONTINUING CALIBRATION SURROGATE				1.66	8.22	
UPPER LIMIT				1.69	8.25	
LOWER LIMIT				1.63	8.19	
LAB SAMPLE ID	CLIENT SAMPLE ID	DATE ANALYZED	LAB FILE ID			
CCV 240-179280/3 CCVRT		05/05/2015 20:27	P1300025.D	1.66	8.22	
240-49697-94	DR-SB-226-24-27	05/05/2015 21:00	P1300027.D	1.67	8.22	
240-49697-95	DR-SB-226-36-39	05/05/2015 21:17	P1300028.D	1.67	8.22	
240-49697-3	DR-SB-230-36-39	05/05/2015 21:33	P1300029.D	1.67	8.22	
240-49697-12	DR-SB-239-48-51	05/05/2015 21:50	P1300030.D	1.67	8.22	
240-49697-12 MS	DR-SB-239-48-51 MS	05/05/2015 22:06	P1300031.D	1.67	8.22	
240-49697-12 MSD	DR-SB-239-48-51 MSD	05/05/2015 22:22	P1300032.D	1.67	8.22	
CCV 240-179280/11		05/05/2015 22:39	P1300033.D	1.66	8.22	

TCX = Tetrachloro-m-xylene
DCB = DCB Decachlorobiphenyl

TCX RT Limit = ± 0 minutes of surrogate RT
DCB RT Limit = ± 0 minutes of surrogate RT

Column used to flag values outside QC limits

FORM VIII 8082A

FORM VII
PCBS CONTINUING CALIBRATION DATA

Lab Name: TestAmerica Canton Job No.: 240-49697-1

SDG No.:

Lab Sample ID: CCV 240-179280/3 Calibration Date: 05/05/2015 20:27

Instrument ID: A2HP13 Calib Start Date: 04/24/2015 21:01

GC Column: CLP-2 ID: 0.53(mm) Calib End Date: 04/24/2015 22:23

Lab File ID: P1300025.D Conc. Units: ng/uL

ANALYTE	CURVE TYPE	AVE CF	CF	MIN CF	CALC AMOUNT	SPIKE AMOUNT	%D	MAX %D
PCB-1016 Peak 1	Ave	37799116	32404686		0.429	0.500	-14.3	20.0
PCB-1016 Peak 2	Ave	70637318	64395028		0.456	0.500	-8.8	20.0
PCB-1016 Peak 3	Ave	137751833	131601676		0.478	0.500	-4.5	20.0
PCB-1016 Peak 4	Ave	62808181	57466622		0.457	0.500	-8.5	20.0
PCB-1016 Peak 5	Ave	50333458	46457438		0.461	0.500	-7.7	20.0
PCB-1260 Peak 1	Ave	85769409	82707498		0.482	0.500	-3.6	20.0
PCB-1260 Peak 2	Ave	93921454	94683916		0.504	0.500	0.8	20.0
PCB-1260 Peak 3	Ave	135204779	136919024		0.506	0.500	1.3	20.0
PCB-1260 Peak 4	Ave	178433969	183084610		0.513	0.500	2.6	20.0
PCB-1260 Peak 5	Ave	135269166	138063972		0.510	0.500	2.1	20.0
Tetrachloro-m-xylene	Ave	2085204568	1786847080		0.0214	0.0250	-14.3	20.0
DCB Decachlorobiphenyl	Ave	1536966668	1395059160		0.0227	0.0250	-9.2	20.0

FORM VII
PCBS CONTINUING CALIBRATION DATA

Lab Name: TestAmerica Canton Job No.: 240-49697-1

SDG No.:

Lab Sample ID: CCV 240-179280/11 Calibration Date: 05/05/2015 22:39

Instrument ID: A2HP13 Calib Start Date: 04/24/2015 21:01

GC Column: CLP-2 ID: 0.53(mm) Calib End Date: 04/24/2015 22:23

Lab File ID: P1300033.D Conc. Units: ng/uL

ANALYTE	CURVE TYPE	AVE CF	CF	MIN CF	CALC AMOUNT	SPIKE AMOUNT	%D	MAX %D
PCB-1016 Peak 1	Ave	37799116	35018704		0.463	0.500	-7.4	20.0
PCB-1016 Peak 2	Ave	70637318	67852886		0.480	0.500	-3.9	20.0
PCB-1016 Peak 3	Ave	137751833	138358206		0.502	0.500	0.4	20.0
PCB-1016 Peak 4	Ave	62808181	59966292		0.477	0.500	-4.5	20.0
PCB-1016 Peak 5	Ave	50333458	47165240		0.469	0.500	-6.3	20.0
PCB-1260 Peak 1	Ave	85769409	83777218		0.488	0.500	-2.3	20.0
PCB-1260 Peak 2	Ave	93921454	96816766		0.515	0.500	3.1	20.0
PCB-1260 Peak 3	Ave	135204779	139490128		0.516	0.500	3.2	20.0
PCB-1260 Peak 4	Ave	178433969	187622390		0.526	0.500	5.1	20.0
PCB-1260 Peak 5	Ave	135269166	139293170		0.515	0.500	3.0	20.0
Tetrachloro-m-xylene	Ave	2085204568	1902347240		0.0228	0.0250	-8.8	20.0
DCB Decachlorobiphenyl	Ave	1536966668	1430346520		0.0233	0.0250	-6.9	20.0

PCBS ANALYSIS RUN LOG

Lab Name: TestAmerica Canton Job No.: 240-49697-1

SDG No.:

Instrument ID: A2HP13 Start Date: 05/06/2015 18:50

Analysis Batch Number: 179513 End Date: 05/06/2015 22:07

LAB SAMPLE ID	CLIENT SAMPLE ID	DATE ANALYZED	DILUTION FACTOR	LAB FILE ID	COLUMN ID
CCV 240-179513/3 CCVRT		05/06/2015 18:50	1		CLP-1 0.53(mm)
CCV 240-179513/3 CCVRT		05/06/2015 18:50	1	P1300042.D	CLP-2 0.53(mm)
ZZZZZ		05/06/2015 19:06	2		CLP-1 0.53(mm)
ZZZZZ		05/06/2015 19:06	2		CLP-2 0.53(mm)
ZZZZZ		05/06/2015 19:23	5		CLP-1 0.53(mm)
240-49697-14	DR-SB-244-24-27	05/06/2015 19:23	5	P1300044.D	CLP-2 0.53(mm)
ZZZZZ		05/06/2015 19:39	2		CLP-1 0.53(mm)
ZZZZZ		05/06/2015 19:39	2		CLP-2 0.53(mm)
ZZZZZ		05/06/2015 19:56	5		CLP-1 0.53(mm)
240-49697-17	DR-SB-249-0-3	05/06/2015 19:56	5	P1300046.D	CLP-2 0.53(mm)
ZZZZZ		05/06/2015 20:12	2		CLP-1 0.53(mm)
ZZZZZ		05/06/2015 20:12	2		CLP-2 0.53(mm)
ZZZZZ		05/06/2015 20:28	5		CLP-1 0.53(mm)
240-49697-18	DR-SB-249-24-27	05/06/2015 20:28	5	P1300048.D	CLP-2 0.53(mm)
ZZZZZ		05/06/2015 20:45	2		CLP-1 0.53(mm)
ZZZZZ		05/06/2015 20:45	2		CLP-2 0.53(mm)
ZZZZZ		05/06/2015 21:01	5		CLP-1 0.53(mm)
240-49697-20	DR-SB-249-48-51	05/06/2015 21:01	5	P1300050.D	CLP-2 0.53(mm)
ZZZZZ		05/06/2015 21:18	2		CLP-1 0.53(mm)
240-49697-21	DR-SB-243-0-3	05/06/2015 21:18	2	P1300051.D	CLP-2 0.53(mm)
ZZZZZ		05/06/2015 21:34	1		CLP-1 0.53(mm)
240-49697-39	DR-SB-229-36-39	05/06/2015 21:34	1	P1300052.D	CLP-2 0.53(mm)
ZZZZZ		05/06/2015 21:51	5		CLP-1 0.53(mm)
240-49697-41	DR-SB-233-0-3	05/06/2015 21:51	5	P1300053.D	CLP-2 0.53(mm)
CCV 240-179513/15		05/06/2015 22:07	1		CLP-1 0.53(mm)
CCV 240-179513/15		05/06/2015 22:07	1	P1300054.D	CLP-2 0.53(mm)

8082A

FORM VIII
PCBS ANALYTICAL SEQUENCE

Lab Name: TestAmerica Canton Job No.: 240-49697-1

SDG No.:

Sample No.: CCV 240-179513/3 Date Analyzed: 05/06/2015 18:50

Instrument ID: A2HP13 GC Column: CLP-2 ID: 0.53(mm)

Lab File ID (Standard): P1300042.D Heated Purge: (Y/N) N

Calibration ID: 28179

THE ANALYTICAL SEQUENCE OF BLANKS, SAMPLES, STANDARDS, MS/MSDs AND LCSs IS GIVEN BELOW:

				TCX	DCB	
				RT #	RT #	
CONTINUING CALIBRATION SURROGATE				1.66	8.23	
UPPER LIMIT				1.69	8.26	
LOWER LIMIT				1.63	8.20	
LAB SAMPLE ID	CLIENT SAMPLE ID	DATE ANALYZED	LAB FILE ID			
CCV 240-179513/3 CCVRT		05/06/2015 18:50	P1300042.D	1.66	8.23	
240-49697-14	DR-SB-244-24-27	05/06/2015 19:23	P1300044.D	1.66	8.22	
240-49697-17	DR-SB-249-0-3	05/06/2015 19:56	P1300046.D	1.66	8.22	
240-49697-18	DR-SB-249-24-27	05/06/2015 20:28	P1300048.D	1.67	8.22	
240-49697-20	DR-SB-249-48-51	05/06/2015 21:01	P1300050.D	1.67	8.22	
240-49697-21	DR-SB-243-0-3	05/06/2015 21:18	P1300051.D	1.66	8.23	
240-49697-39	DR-SB-229-36-39	05/06/2015 21:34	P1300052.D	1.67	8.22	
240-49697-41	DR-SB-233-0-3	05/06/2015 21:51	P1300053.D	1.66	8.23	
CCV 240-179513/15		05/06/2015 22:07	P1300054.D	1.66	8.22	

TCX = Tetrachloro-m-xylene
DCB = DCB Decachlorobiphenyl

TCX RT Limit = ± 0 minutes of surrogate RT
DCB RT Limit = ± 0 minutes of surrogate RT

Column used to flag values outside QC limits

FORM VIII 8082A

FORM VII
PCBS CONTINUING CALIBRATION DATA

Lab Name: TestAmerica Canton Job No.: 240-49697-1

SDG No.:

Lab Sample ID: CCV 240-179513/3 Calibration Date: 05/06/2015 18:50

Instrument ID: A2HP13 Calib Start Date: 04/24/2015 21:01

GC Column: CLP-2 ID: 0.53(mm) Calib End Date: 04/24/2015 22:23

Lab File ID: P1300042.D Conc. Units: ng/uL

ANALYTE	CURVE TYPE	AVE CF	CF	MIN CF	CALC AMOUNT	SPIKE AMOUNT	%D	MAX %D
PCB-1016 Peak 1	Ave	37799116	31836166		0.421	0.500	-15.8	20.0
PCB-1016 Peak 2	Ave	70637318	62428368		0.442	0.500	-11.6	20.0
PCB-1016 Peak 3	Ave	137751833	127913612		0.464	0.500	-7.1	20.0
PCB-1016 Peak 4	Ave	62808181	56243670		0.448	0.500	-10.5	20.0
PCB-1016 Peak 5	Ave	50333458	44190152		0.439	0.500	-12.2	20.0
PCB-1260 Peak 1	Ave	85769409	81978186		0.478	0.500	-4.4	20.0
PCB-1260 Peak 2	Ave	93921454	93773292		0.499	0.500	-0.2	20.0
PCB-1260 Peak 3	Ave	135204779	136001538		0.503	0.500	0.6	20.0
PCB-1260 Peak 4	Ave	178433969	182151528		0.510	0.500	2.1	20.0
PCB-1260 Peak 5	Ave	135269166	136916328		0.506	0.500	1.2	20.0
Tetrachloro-m-xylene	Ave	2085204568	1708356840		0.0205	0.0250	-18.1	20.0
DCB Decachlorobiphenyl	Ave	1536966668	1387608160		0.0226	0.0250	-9.7	20.0

FORM VII
PCBS CONTINUING CALIBRATION DATA

Lab Name: TestAmerica Canton Job No.: 240-49697-1

SDG No.:

Lab Sample ID: CCV 240-179513/15 Calibration Date: 05/06/2015 22:07

Instrument ID: A2HP13 Calib Start Date: 04/24/2015 21:01

GC Column: CLP-2 ID: 0.53(mm) Calib End Date: 04/24/2015 22:23

Lab File ID: P1300054.D Conc. Units: ng/uL

ANALYTE	CURVE TYPE	AVE CF	CF	MIN CF	CALC AMOUNT	SPIKE AMOUNT	%D	MAX %D
PCB-1016 Peak 1	Ave	37799116	32622366		0.432	0.500	-13.7	20.0
PCB-1016 Peak 2	Ave	70637318	64270132		0.455	0.500	-9.0	20.0
PCB-1016 Peak 3	Ave	137751833	131049032		0.476	0.500	-4.9	20.0
PCB-1016 Peak 4	Ave	62808181	57048062		0.454	0.500	-9.2	20.0
PCB-1016 Peak 5	Ave	50333458	44309806		0.440	0.500	-12.0	20.0
PCB-1260 Peak 1	Ave	85769409	79403188		0.463	0.500	-7.4	20.0
PCB-1260 Peak 2	Ave	93921454	91591926		0.488	0.500	-2.5	20.0
PCB-1260 Peak 3	Ave	135204779	131752636		0.487	0.500	-2.6	20.0
PCB-1260 Peak 4	Ave	178433969	175367670		0.491	0.500	-1.7	20.0
PCB-1260 Peak 5	Ave	135269166	129220742		0.478	0.500	-4.5	20.0
Tetrachloro-m-xylene	Ave	2085204568	1762755280		0.0211	0.0250	-15.5	20.0
DCB Decachlorobiphenyl	Ave	1536966668	1296773600		0.0211	0.0250	-15.6	20.0

PCBS ANALYSIS RUN LOG

Lab Name: TestAmerica Canton Job No.: 240-49697-1

SDG No.:

Instrument ID: A2HP4 Start Date: 05/03/2015 13:41

Analysis Batch Number: 178923 End Date: 05/04/2015 07:54

LAB SAMPLE ID	CLIENT SAMPLE ID	DATE ANALYZED	DILUTION FACTOR	LAB FILE ID	COLUMN ID
STD005 240-178923/4 IC		05/03/2015 13:41	1		CLP-1 0.53(mm)
STD005 240-178923/4 IC		05/03/2015 13:41	1	P4000004.D	CLP-2 0.53(mm)
STD01 240-178923/5 IC		05/03/2015 13:58	1		CLP-1 0.53(mm)
STD01 240-178923/5 IC		05/03/2015 13:58	1	P4000005.D	CLP-2 0.53(mm)
STD02 240-178923/6 IC		05/03/2015 14:14	1		CLP-1 0.53(mm)
STD02 240-178923/6 IC		05/03/2015 14:14	1	P4000006.D	CLP-2 0.53(mm)
STD05 240-178923/7 IC		05/03/2015 14:30	1		CLP-1 0.53(mm)
STD05 240-178923/7 IC		05/03/2015 14:30	1	P4000007.D	CLP-2 0.53(mm)
STD1 240-178923/8 IC		05/03/2015 14:47	1		CLP-1 0.53(mm)
STD1 240-178923/8 IC		05/03/2015 14:47	1	P4000008.D	CLP-2 0.53(mm)
STD2 240-178923/9 IC		05/03/2015 15:03	1		CLP-1 0.53(mm)
STD2 240-178923/9 IC		05/03/2015 15:03	1	P4000009.D	CLP-2 0.53(mm)
STD005 240-178923/10 IC		05/03/2015 15:19	1		CLP-1 0.53(mm)
STD005 240-178923/10 IC		05/03/2015 15:19	1	P4000010.D	CLP-2 0.53(mm)
STD01 240-178923/11 IC		05/03/2015 15:36	1		CLP-1 0.53(mm)
STD01 240-178923/11 IC		05/03/2015 15:36	1	P4000011.D	CLP-2 0.53(mm)
STD02 240-178923/12 IC		05/03/2015 15:52	1		CLP-1 0.53(mm)
STD02 240-178923/12 IC		05/03/2015 15:52	1	P4000012.D	CLP-2 0.53(mm)
STD05 240-178923/13 IC		05/03/2015 16:08	1		CLP-1 0.53(mm)
STD05 240-178923/13 IC		05/03/2015 16:08	1	P4000013.D	CLP-2 0.53(mm)
STD1 240-178923/14 IC		05/03/2015 16:25	1		CLP-1 0.53(mm)
STD1 240-178923/14 IC		05/03/2015 16:25	1	P4000014.D	CLP-2 0.53(mm)
STD2 240-178923/15 IC		05/03/2015 16:41	1		CLP-1 0.53(mm)
STD2 240-178923/15 IC		05/03/2015 16:41	1	P4000015.D	CLP-2 0.53(mm)
STD005 240-178923/16 IC		05/03/2015 16:57	1		CLP-1 0.53(mm)
STD005 240-178923/16 IC		05/03/2015 16:57	1	P4000016.D	CLP-2 0.53(mm)
STD01 240-178923/17 IC		05/03/2015 17:14	1		CLP-1 0.53(mm)
STD01 240-178923/17 IC		05/03/2015 17:14	1	P4000017.D	CLP-2 0.53(mm)
STD02 240-178923/18 IC		05/03/2015 17:30	1		CLP-1 0.53(mm)
STD02 240-178923/18 IC		05/03/2015 17:30	1	P4000018.D	CLP-2 0.53(mm)
STD05 240-178923/19 IC		05/03/2015 17:46	1		CLP-1 0.53(mm)
STD05 240-178923/19 IC		05/03/2015 17:46	1	P4000019.D	CLP-2 0.53(mm)
STD1 240-178923/20 IC		05/03/2015 18:03	1		CLP-1 0.53(mm)

8082A

PCBS ANALYSIS RUN LOG

Lab Name: TestAmerica Canton Job No.: 240-49697-1

SDG No.:

Instrument ID: A2HP4 Start Date: 05/03/2015 13:41

Analysis Batch Number: 178923 End Date: 05/04/2015 07:54

LAB SAMPLE ID	CLIENT SAMPLE ID	DATE ANALYZED	DILUTION FACTOR	LAB FILE ID	COLUMN ID
STD1 240-178923/20 IC		05/03/2015 18:03	1	P4000020.D	CLP-2 0.53(mm)
STD2 240-178923/21 IC		05/03/2015 18:19	1		CLP-1 0.53(mm)
STD2 240-178923/21 IC		05/03/2015 18:19	1	P4000021.D	CLP-2 0.53(mm)
STD005 240-178923/22 IC		05/03/2015 18:35	1		CLP-1 0.53(mm)
STD005 240-178923/22 IC		05/03/2015 18:35	1	P4000022.D	CLP-2 0.53(mm)
STD01 240-178923/23 IC		05/03/2015 18:52	1		CLP-1 0.53(mm)
STD01 240-178923/23 IC		05/03/2015 18:52	1	P4000023.D	CLP-2 0.53(mm)
STD02 240-178923/24 IC		05/03/2015 19:08	1		CLP-1 0.53(mm)
STD02 240-178923/24 IC		05/03/2015 19:08	1	P4000024.D	CLP-2 0.53(mm)
STD05 240-178923/25 IC		05/03/2015 19:24	1		CLP-1 0.53(mm)
STD05 240-178923/25 IC		05/03/2015 19:24	1	P4000025.D	CLP-2 0.53(mm)
STD1 240-178923/26 IC		05/03/2015 19:41	1		CLP-1 0.53(mm)
STD1 240-178923/26 IC		05/03/2015 19:41	1	P4000026.D	CLP-2 0.53(mm)
STD2 240-178923/27 IC		05/03/2015 19:57	1		CLP-1 0.53(mm)
STD2 240-178923/27 IC		05/03/2015 19:57	1	P4000027.D	CLP-2 0.53(mm)
STD005 240-178923/28 IC		05/03/2015 20:13	1		CLP-1 0.53(mm)
STD005 240-178923/28 IC		05/03/2015 20:13	1	P4000028.D	CLP-2 0.53(mm)
STD01 240-178923/29 IC		05/03/2015 20:29	1		CLP-1 0.53(mm)
STD01 240-178923/29 IC		05/03/2015 20:29	1	P4000029.D	CLP-2 0.53(mm)
STD02 240-178923/30 IC		05/03/2015 20:46	1		CLP-1 0.53(mm)
STD02 240-178923/30 IC		05/03/2015 20:46	1	P4000030.D	CLP-2 0.53(mm)
STD05 240-178923/31 ICIS		05/03/2015 21:02	1		CLP-1 0.53(mm)
STD05 240-178923/31 ICIS		05/03/2015 21:02	1	P4000031.D	CLP-2 0.53(mm)
STD1 240-178923/32 IC		05/03/2015 21:18	1		CLP-1 0.53(mm)
STD1 240-178923/32 IC		05/03/2015 21:18	1	P4000032.D	CLP-2 0.53(mm)
STD2 240-178923/33 IC		05/03/2015 21:35	1		CLP-1 0.53(mm)
STD2 240-178923/33 IC		05/03/2015 21:35	1	P4000033.D	CLP-2 0.53(mm)
ICV 240-178923/34		05/03/2015 21:51	1		CLP-1 0.53(mm)
ICV 240-178923/34		05/03/2015 21:51	1		CLP-2 0.53(mm)
ICV 240-178923/35		05/03/2015 22:07	1		CLP-1 0.53(mm)
ICV 240-178923/35		05/03/2015 22:07	1		CLP-2 0.53(mm)
ICV 240-178923/36		05/03/2015 22:24	1		CLP-1 0.53(mm)
ICV 240-178923/36		05/03/2015 22:24	1		CLP-2 0.53(mm)

8082A

PCBS ANALYSIS RUN LOG

Lab Name: TestAmerica Canton Job No.: 240-49697-1

SDG No.:

Instrument ID: A2HP4 Start Date: 05/03/2015 13:41

Analysis Batch Number: 178923 End Date: 05/04/2015 07:54

LAB SAMPLE ID	CLIENT SAMPLE ID	DATE ANALYZED	DILUTION FACTOR	LAB FILE ID	COLUMN ID
ICV 240-178923/37		05/03/2015 22:40	1		CLP-1 0.53(mm)
ICV 240-178923/37		05/03/2015 22:40	1		CLP-2 0.53(mm)
ICV 240-178923/38		05/03/2015 22:56	1		CLP-1 0.53(mm)
ICV 240-178923/38		05/03/2015 22:56	1		CLP-2 0.53(mm)
ICV 240-178923/40		05/03/2015 23:29	1		CLP-1 0.53(mm)
ICV 240-178923/40		05/03/2015 23:29	1		CLP-2 0.53(mm)
ICV 240-178923/41		05/03/2015 23:45	1		CLP-1 0.53(mm)
ICV 240-178923/41		05/03/2015 23:45	1		CLP-2 0.53(mm)
ICV 240-178923/39		05/04/2015 07:54	1		CLP-1 0.53(mm)
ICV 240-178923/39		05/04/2015 07:54	1	P4000042.D	CLP-2 0.53(mm)

8082A

FORM VI
PCBS INITIAL CALIBRATION DATA
INTERNAL STANDARD CURVE EVALUATION

Lab Name: TestAmerica Canton Job No.: 240-49697-1 Analy Batch No.: 178923

SDG No.:

Instrument ID: A2HP4 GC Column: CLP-2 ID: 0.53(mm) Heated Purge: (Y/N) N

Calibration Start Date: 05/03/2015 13:41 Calibration End Date: 05/03/2015 15:03 Calibration ID: 28233

Calibration Files:

LEVEL:	LAB SAMPLE ID:	LAB FILE ID:
Level 1	STD005 240-178923/4	P4000004.D
Level 2	STD01 240-178923/5	P4000005.D
Level 3	STD02 240-178923/6	P4000006.D
Level 4	STD05 240-178923/7	P4000007.D
Level 5	STD1 240-178923/8	P4000008.D
Level 6	STD2 240-178923/9	P4000009.D

ANALYTE	RRF					CURVE TYPE	COEFFICIENT			#	MIN RRF	%RSD	#	MAX %RSD	R^2 OR COD	#	MIN R^2 OR COD
	LVL 1 LVL 6	LVL 2	LVL 3	LVL 4	LVL 5		B	M1	M2								
PCB-1232 Peak 1	0.0232 0.0187	0.0229	0.0212	0.0206	0.0194	Lin1	0.0003	0.0189							0.9990		0.9900
PCB-1232 Peak 2	0.0189 0.0153	0.0188	0.0178	0.0170	0.0157	Lin1	0.0003	0.0155							0.9980		0.9900
PCB-1232 Peak 3	0.0365 0.0332	0.0363	0.0345	0.0344	0.0331	Lin1	0.0002	0.0332							1.0000		0.9900
PCB-1232 Peak 4	0.0154 0.0130	0.0156	0.0147	0.0139	0.0132	Lin1	0.0002	0.0130							0.9990		0.9900
PCB-1232 Peak 5	0.0092 0.0087	0.0092	0.0089	0.0089	0.0086	Lin1	0	0.0086							1.0000		0.9900
PCB-1262 Peak 1	0.0489 0.0410	0.0470	0.0446	0.0423	0.0412	Lin1	0.0005	0.0409							1.0000		0.9900
PCB-1262 Peak 2	0.0733 0.0633	0.0696	0.0672	0.0647	0.0631	Lin1	0.0006	0.0630							1.0000		0.9900
PCB-1262 Peak 3	0.0608 0.0531	0.0587	0.0566	0.0542	0.0528	Lin1	0.0005	0.0528							1.0000		0.9900
PCB-1262 Peak 4	0.1341 0.1249	0.1313	0.1284	0.1241	0.1223	Lin1	0.0006	0.1237							1.0000		0.9900
PCB-1262 Peak 5	0.0977 0.0865	0.0945	0.0919	0.0876	0.0851	Lin1	0.0007	0.0858							1.0000		0.9900

Note: The m1 coefficient is the same as Ave RRF for an Ave curve type.

FORM VI
PCBS INITIAL CALIBRATION DATA
INTERNAL STANDARD CURVE EVALUATION

Lab Name: TestAmerica Canton Job No.: 240-49697-1 Analy Batch No.: 178923

SDG No.:

Instrument ID: A2HP4 GC Column: CLP-2 ID: 0.53(mm) Heated Purge: (Y/N) N

Calibration Start Date: 05/03/2015 15:19 Calibration End Date: 05/03/2015 16:41 Calibration ID: 28239

Calibration Files:

LEVEL:	LAB SAMPLE ID:	LAB FILE ID:
Level 1	STD005 240-178923/10	P4000010.D
Level 2	STD01 240-178923/11	P4000011.D
Level 3	STD02 240-178923/12	P4000012.D
Level 4	STD05 240-178923/13	P4000013.D
Level 5	STD1 240-178923/14	P4000014.D
Level 6	STD2 240-178923/15	P4000015.D

ANALYTE	RRF					CURVE TYPE	COEFFICIENT			#	MIN RRF	%RSD	#	MAX %RSD	R^2 OR COD	#	MIN R^2 OR COD
	LVL 1 LVL 6	LVL 2	LVL 3	LVL 4	LVL 5		B	M1	M2								
PCB-1242 Peak 1	0.0157 0.0126	0.0153	0.0143	0.0138	0.0133	Lin1	0.0002	0.0128							0.9990		0.9900
PCB-1242 Peak 2	0.0318 0.0245	0.0308	0.0282	0.0273	0.0257	Lin1	0.0005	0.0248							0.9990		0.9900
PCB-1242 Peak 3	0.0632 0.0580	0.0632	0.0597	0.0602	0.0588	Lin1	0.0004	0.0582							1.0000		0.9900
PCB-1242 Peak 4	0.0272 0.0223	0.0260	0.0239	0.0235	0.0228	Lin1	0.0003	0.0224							1.0000		0.9900
PCB-1242 Peak 5	0.0211 0.0176	0.0208	0.0189	0.0194	0.0180	Lin1	0.0002	0.0177							0.9990		0.9900
PCB-1268 Peak 1	0.1581 0.1436	0.1515	0.1426	0.1476	0.1437	Lin1	0.0007	0.1434							1.0000		0.9900
PCB-1268 Peak 2	0.1521 0.1396	0.1464	0.1392	0.1435	0.1399	Lin1	0.0006	0.1395							1.0000		0.9900
PCB-1268 Peak 3	0.1316 0.1198	0.1297	0.1205	0.1236	0.1200	Lin1	0.0007	0.1197							1.0000		0.9900
PCB-1268 Peak 4	0.0567 0.0485	0.0545	0.0503	0.0514	0.0492	Lin1	0.0005	0.0487							1.0000		0.9900
PCB-1268 Peak 5	0.3970 0.3831	0.3869	0.3630	0.3792	0.3740	Lin1	0.0002	0.3791							1.0000		0.9900

Note: The m1 coefficient is the same as Ave RRF for an Ave curve type.

FORM VI
PCBS INITIAL CALIBRATION DATA
INTERNAL STANDARD CURVE EVALUATION

Lab Name: TestAmerica Canton Job No.: 240-49697-1 Analy Batch No.: 178923

SDG No.:

Instrument ID: A2HP4 GC Column: CLP-2 ID: 0.53(mm) Heated Purge: (Y/N) N

Calibration Start Date: 05/03/2015 16:57 Calibration End Date: 05/03/2015 18:19 Calibration ID: 28245

Calibration Files:

LEVEL:	LAB SAMPLE ID:	LAB FILE ID:
Level 1	STD005 240-178923/16	P4000016.D
Level 2	STD01 240-178923/17	P4000017.D
Level 3	STD02 240-178923/18	P4000018.D
Level 4	STD05 240-178923/19	P4000019.D
Level 5	STD1 240-178923/20	P4000020.D
Level 6	STD2 240-178923/21	P4000021.D

ANALYTE	RRF					CURVE TYPE	COEFFICIENT			#	MIN RRF	%RSD	#	MAX %RSD	R^2 OR COD	#	MIN R^2 OR COD
	LVL 1 LVL 6	LVL 2	LVL 3	LVL 4	LVL 5		B	M1	M2								
PCB-1248 Peak 1	0.0424 0.0391	0.0417	0.0395	0.0380	0.0383	Lin1	0.0002	0.0386							1.0000		0.9900
PCB-1248 Peak 2	0.0258 0.0209	0.0247	0.0228	0.0211	0.0207	Lin1	0.0003	0.0207							1.0000		0.9900
PCB-1248 Peak 3	0.0338 0.0290	0.0327	0.0301	0.0292	0.0289	Lin1	0.0003	0.0288							1.0000		0.9900
PCB-1248 Peak 4	0.0362 0.0329	0.0344	0.0337	0.0324	0.0328	Lin1	0.0002	0.0327							1.0000		0.9900
PCB-1248 Peak 5	0.0216 0.0198	0.0209	0.0202	0.0194	0.0195	Lin1	0.0001	0.0196							1.0000		0.9900

Note: The m1 coefficient is the same as Ave RRF for an Ave curve type.

FORM VI
PCBS INITIAL CALIBRATION DATA
INTERNAL STANDARD CURVE EVALUATION

Lab Name: TestAmerica Canton Job No.: 240-49697-1 Analy Batch No.: 178923

SDG No.:

Instrument ID: A2HP4 GC Column: CLP-2 ID: 0.53(mm) Heated Purge: (Y/N) N

Calibration Start Date: 05/03/2015 18:35 Calibration End Date: 05/03/2015 19:57 Calibration ID: 28251

Calibration Files:

LEVEL:	LAB SAMPLE ID:	LAB FILE ID:
Level 1	STD005 240-178923/22	P4000022.D
Level 2	STD01 240-178923/23	P4000023.D
Level 3	STD02 240-178923/24	P4000024.D
Level 4	STD05 240-178923/25	P4000025.D
Level 5	STD1 240-178923/26	P4000026.D
Level 6	STD2 240-178923/27	P4000027.D

ANALYTE	RRF					CURVE TYPE	COEFFICIENT			#	MIN RRF	%RSD	#	MAX %RSD	R^2 OR COD	#	MIN R^2 OR COD
	LVL 1 LVL 6	LVL 2	LVL 3	LVL 4	LVL 5		B	M1	M2								
PCB-1221 Peak 1	0.0114 0.0087	0.0105	0.0104	0.0096	0.0091	Lin1	0.0002	0.0088							0.9980		0.9900
PCB-1221 Peak 2	0.0075 0.0058	0.0072	0.0071	0.0065	0.0062	Lin1	0.0001	0.0059							0.9970		0.9900
PCB-1221 Peak 3	0.0281 0.0219	0.0270	0.0258	0.0241	0.0230	Lin1	0.0004	0.0222							0.9990		0.9900
PCB-1254 Peak 1	0.0398 0.0332	0.0375	0.0371	0.0350	0.0344	Lin1	0.0004	0.0335							1.0000		0.9900
PCB-1254 Peak 2	0.0459 0.0378	0.0410	0.0421	0.0396	0.0391	Lin1	0.0004	0.0381							1.0000		0.9900
PCB-1254 Peak 3	0.0682 0.0627	0.0706	0.0667	0.0644	0.0640	Lin1	0.0005	0.0630							1.0000		0.9900
PCB-1254 Peak 4	0.0466 0.0446	0.0493	0.0468	0.0450	0.0451	Lin1	0.0002	0.0447							1.0000		0.9900
PCB-1254 Peak 5	0.0615 0.0586	0.0668	0.0622	0.0594	0.0596	Lin1	0.0004	0.0588							1.0000		0.9900

Note: The m1 coefficient is the same as Ave RRF for an Ave curve type.

FORM VI
PCBS INITIAL CALIBRATION DATA
INTERNAL STANDARD CURVE EVALUATION

Lab Name: TestAmerica Canton Job No.: 240-49697-1 Analy Batch No.: 178923

SDG No.:

Instrument ID: A2HP4 GC Column: CLP-2 ID: 0.53(mm) Heated Purge: (Y/N) N

Calibration Start Date: 05/03/2015 20:13 Calibration End Date: 05/03/2015 21:35 Calibration ID: 28257

Calibration Files:

LEVEL:	LAB SAMPLE ID:	LAB FILE ID:
Level 1	STD005 240-178923/28	P4000028.D
Level 2	STD01 240-178923/29	P4000029.D
Level 3	STD02 240-178923/30	P4000030.D
Level 4	STD05 240-178923/31	P4000031.D
Level 5	STD1 240-178923/32	P4000032.D
Level 6	STD2 240-178923/33	P4000033.D

ANALYTE	RRF					CURVE TYPE	COEFFICIENT			#	MIN RRF	%RSD	#	MAX %RSD	R^2 OR COD	#	MIN R^2 OR COD
	LVL 1 LVL 6	LVL 2	LVL 3	LVL 4	LVL 5		B	M1	M2								
PCB-1016 Peak 1	0.0174 0.0127	0.0139	0.0162	0.0170	0.0146	Ave		0.0153				12.1		20.0			
PCB-1016 Peak 2	0.0385 0.0244	0.0261	0.0305	0.0333	0.0284	Ave		0.0302				16.9		20.0			
PCB-1016 Peak 3	0.0691 0.0595	0.0557	0.0688	0.0747	0.0666	Lin1	0.0004	0.0632							0.9900		0.9900
PCB-1016 Peak 4	0.0378 0.0229	0.0229	0.0276	0.0293	0.0256	Lin	0.0014	0.0227							0.9940		0.9900
PCB-1016 Peak 5	0.0231 0.0177	0.0179	0.0217	0.0235	0.0203	Ave		0.0207				12.1		20.0			
PCB-1260 Peak 1	0.0449 0.0355	0.0351	0.0418	0.0457	0.0397	Ave		0.0404				11.2		20.0			
PCB-1260 Peak 2	0.0539 0.0439	0.0426	0.0512	0.0566	0.0491	Ave		0.0496				11.1		20.0			
PCB-1260 Peak 3	0.0409 0.0352	0.0346	0.0410	0.0452	0.0392	Lin1	0.0003	0.0375							0.9900		0.9900
PCB-1260 Peak 4	0.1017 0.0910	0.0827	0.1005	0.1133	0.0993	Lin1	0.0003	0.0960							0.9910		0.9900
PCB-1260 Peak 5	0.0718 0.0609	0.0594	0.0691	0.0769	0.0670	Lin1	0.0005	0.0643							0.9910		0.9900
Tetrachloro-m-xylene	0.9295 0.8216	0.6769	0.8839	0.9407	0.8936	Lin1	0	0.8563							0.9950		0.9900
DCB Decachlorobiphenyl	1.0642 0.7522	0.7731	0.9299	0.9503	0.8369	Lin1	0.0007	0.7911							0.9910		0.9900

Note: The m1 coefficient is the same as Ave RRF for an Ave curve type.

FORM VII
PCBS CONTINUING CALIBRATION DATA

Lab Name: TestAmerica Canton Job No.: 240-49697-1

SDG No.:

Lab Sample ID: ICV 240-178923/39 Calibration Date: 05/04/2015 07:54

Instrument ID: A2HP4 Calib Start Date: 05/03/2015 20:13

GC Column: CLP-2 ID: 0.53(mm) Calib End Date: 05/03/2015 21:35

Lab File ID: P4000042.D Conc. Units: ng/uL

ANALYTE	CURVE TYPE	AVE RRF	RRF	MIN RRF	CALC AMOUNT	SPIKE AMOUNT	%D	MAX %D
PCB-1016 Peak 1	Ave	0.0153	0.0165		1.08	1.00	7.6	20.0
PCB-1016 Peak 2	Ave	0.0302	0.0311		1.03	1.00	3.0	20.0
PCB-1016 Peak 3	Lin1		0.0747		1.18	1.00	17.5	20.0
PCB-1016 Peak 4	Lin		0.0302		1.27	1.00	26.7*	20.0
PCB-1016 Peak 5	Ave	0.0207	0.0218		1.05	1.00	5.1	20.0
PCB-1260 Peak 1	Ave	0.0404	0.0511		1.26	1.00	26.3*	20.0
PCB-1260 Peak 2	Ave	0.0496	0.0548		1.11	1.00	10.6	20.0
PCB-1260 Peak 3	Lin1		0.0377		0.998	1.00	-0.2	20.0
PCB-1260 Peak 4	Lin1		0.1023		1.06	1.00	6.2	20.0
PCB-1260 Peak 5	Lin1		0.0710		1.10	1.00	9.7	20.0

FORM VIII
PCBS INTERNAL STANDARD AREA AND RETENTION TIME SUMMARY

Lab Name: TestAmerica Canton Job No.: 240-49697-1

SDG No.:

Sample No.: STD05 240-178923/31 Date Analyzed: 05/03/2015 21:02

Instrument ID: A2HP4 GC Column: CLP-2 ID: 0.53(mm)

Lab File ID (Standard): P4000031.D Heated Purge: (Y/N) N

Calibration ID: 28257

		BNB					
		AREA #	RT #	AREA #	RT #	AREA #	RT #
INITIAL CALIBRATION MID-POINT		86537167	2.33				
UPPER LIMIT							
LOWER LIMIT							
LAB SAMPLE ID	CLIENT SAMPLE ID						
ICV 240-178923/39		76522774	2.32				

BNB = 1-Bromo-2-nitrobenzene

Area Limit = 50%-200% of internal standard area
RT Limit = ± 0.03 minutes of internal standard RT

Column used to flag values outside QC limits

FORM VIII 8082A

PCBS ANALYSIS RUN LOG

Lab Name: TestAmerica Canton Job No.: 240-49697-1

SDG No.:

Instrument ID: A2HP4 Start Date: 05/06/2015 07:54

Analysis Batch Number: 179542 End Date: 05/06/2015 15:17

LAB SAMPLE ID	CLIENT SAMPLE ID	DATE ANALYZED	DILUTION FACTOR	LAB FILE ID	COLUMN ID
CCV 240-179542/3 CCVIS		05/06/2015 07:54	1		CLP-1 0.53(mm)
CCV 240-179542/3 CCVIS		05/06/2015 07:54	1	P4000003.D	CLP-2 0.53(mm)
RTC 240-179542/4 CCV		05/06/2015 08:10	1		CLP-1 0.53(mm)
RTC 240-179542/4 CCV		05/06/2015 08:10	1	P4000004.D	CLP-2 0.53(mm)
RTC 240-179542/5 CCV		05/06/2015 08:27	1		CLP-1 0.53(mm)
RTC 240-179542/5 CCV		05/06/2015 08:27	1	P4000005.D	CLP-2 0.53(mm)
RTC 240-179542/6 CCV		05/06/2015 08:43	1		CLP-1 0.53(mm)
RTC 240-179542/6 CCV		05/06/2015 08:43	1	P4000006.D	CLP-2 0.53(mm)
RTC 240-179542/7 CCV		05/06/2015 08:59	1		CLP-1 0.53(mm)
RTC 240-179542/7 CCV		05/06/2015 08:59	1	P4000007.D	CLP-2 0.53(mm)
ZZZZZ		05/06/2015 10:07	1		CLP-1 0.53(mm)
240-49697-47	DR-SB-228-36-39	05/06/2015 10:07	1	P4000009.D	CLP-2 0.53(mm)
ZZZZZ		05/06/2015 10:24	1		CLP-1 0.53(mm)
240-49697-48	DR-SB-228-48-51	05/06/2015 10:24	1	P4000010.D	CLP-2 0.53(mm)
ZZZZZ		05/06/2015 10:40	100		CLP-1 0.53(mm)
240-49697-49	DR-SB-242-0-3	05/06/2015 10:40	100	P4000011.D	CLP-2 0.53(mm)
ZZZZZ		05/06/2015 10:56	1		CLP-1 0.53(mm)
240-49697-50	DR-SB-242-24-27	05/06/2015 10:56	1	P4000012.D	CLP-2 0.53(mm)
ZZZZZ		05/06/2015 11:13	500		CLP-1 0.53(mm)
240-49697-51	DR-SB-242-36-39	05/06/2015 11:13	500	P4000013.D	CLP-2 0.53(mm)
ZZZZZ		05/06/2015 11:29	1		CLP-1 0.53(mm)
240-49697-52	DR-SB-242-48-51	05/06/2015 11:29	1	P4000014.D	CLP-2 0.53(mm)
ZZZZZ		05/06/2015 11:45	1		CLP-1 0.53(mm)
240-49697-53	DR-SB-247-0-3	05/06/2015 11:45	1	P4000015.D	CLP-2 0.53(mm)
ZZZZZ		05/06/2015 12:01	1		CLP-1 0.53(mm)
240-49697-54	DR-SB-247-24-27	05/06/2015 12:01	1	P4000016.D	CLP-2 0.53(mm)
ZZZZZ		05/06/2015 12:18	5		CLP-1 0.53(mm)
240-49697-55	DR-SB-247-36-39	05/06/2015 12:18	5	P4000017.D	CLP-2 0.53(mm)
ZZZZZ		05/06/2015 12:34	1		CLP-1 0.53(mm)
240-49697-56	DR-SB-247-48-51	05/06/2015 12:34	1	P4000018.D	CLP-2 0.53(mm)
ZZZZZ		05/06/2015 12:50	5		CLP-1 0.53(mm)
240-49697-57	DR-SB-241-0-3	05/06/2015 12:50	5	P4000019.D	CLP-2 0.53(mm)
ZZZZZ		05/06/2015 13:07	1		CLP-1 0.53(mm)
240-49697-58	DR-SB-241-24-27	05/06/2015 13:07	1	P4000020.D	CLP-2 0.53(mm)
ZZZZZ		05/06/2015 13:23	1		CLP-1 0.53(mm)
240-49697-59	DR-SB-241-36-39	05/06/2015 13:23	1	P4000021.D	CLP-2 0.53(mm)
ZZZZZ		05/06/2015 13:39	1		CLP-1 0.53(mm)
240-49697-60	DR-SB-241-48-51	05/06/2015 13:39	1	P4000022.D	CLP-2 0.53(mm)
ZZZZZ		05/06/2015 13:55	1		CLP-1 0.53(mm)
240-49697-61	DR-SB-237-0-3	05/06/2015 13:55	1	P4000023.D	CLP-2 0.53(mm)
ZZZZZ		05/06/2015 14:12	1		CLP-1 0.53(mm)
240-49697-62	DR-SB-237-24-27	05/06/2015 14:12	1	P4000024.D	CLP-2 0.53(mm)
ZZZZZ		05/06/2015 14:28	1		CLP-1 0.53(mm)
240-49697-62 MS	DR-SB-237-24-27 MS	05/06/2015 14:28	1	P4000025.D	CLP-2 0.53(mm)

8082A

PCBS ANALYSIS RUN LOG

Lab Name: TestAmerica Canton Job No.: 240-49697-1

SDG No.:

Instrument ID: A2HP4 Start Date: 05/06/2015 07:54

Analysis Batch Number: 179542 End Date: 05/06/2015 15:17

LAB SAMPLE ID	CLIENT SAMPLE ID	DATE ANALYZED	DILUTION FACTOR	LAB FILE ID	COLUMN ID
ZZZZZ		05/06/2015 14:44	1		CLP-1 0.53(mm)
240-49697-62 MSD	DR-SB-237-24-27 MSD	05/06/2015 14:44	1	P4000026.D	CLP-2 0.53(mm)
ZZZZZ		05/06/2015 15:01	1		CLP-1 0.53(mm)
MB 240-178813/23-A		05/06/2015 15:01	1	P4000027.D	CLP-2 0.53(mm)
ZZZZZ		05/06/2015 15:17	1		CLP-1 0.53(mm)
LCS 240-178813/24-A		05/06/2015 15:17	1	P4000028.D	CLP-2 0.53(mm)

8082A

FORM VI
RESOLUTION CHECK SUMMARY

Lab Name: TestAmerica Canton Job No.: 240-49697-1

SDG No.:

Lab Sample ID (1): CCV 240-179542/3 CCVIS Instrument ID (1): A2HP4

GC Column (1): CLP-2 ID: 0.53(mm) Date Analyzed (1): 05/06/2015 07:54

ANALYTE	RT	RESOLUTION (%)
Aroclor-1016		100.0
Aroclor-1260		100.0
Tetrachloro-m-xylene	3.95	100.0
PCB-1016 Peak 1	4.88	100.0
PCB-1016 Peak 2	5.56	100.0
PCB-1016 Peak 3	6.27	100.0
PCB-1016 Peak 4	6.47	100.0
PCB-1016 Peak 5	7.07	100.0
PCB-1260 Peak 1	8.39	100.0
PCB-1260 Peak 2	8.58	100.0
PCB-1260 Peak 3	8.98	100.0
PCB-1260 Peak 4	9.44	100.0
PCB-1260 Peak 5	9.74	100.0

FORM VIII
PCBS INTERNAL STANDARD AREA AND RETENTION TIME SUMMARY

Lab Name: TestAmerica Canton Job No.: 240-49697-1

SDG No.:

Sample No.: CCV 240-179542/3 Date Analyzed: 05/06/2015 07:54

Instrument ID: A2HP4 GC Column: CLP-2 ID: 0.53(mm)

Lab File ID (Standard): P4000003.D Heated Purge: (Y/N) N

Calibration ID: 28257

		BNB					
		AREA #	RT #	AREA #	RT #	AREA #	RT #
12/24 HOUR STD		77019056	2.33				
UPPER LIMIT							
LOWER LIMIT							
LAB SAMPLE ID	CLIENT SAMPLE ID						
RTC 240-179542/4 CCV		77456814	2.33				
RTC 240-179542/5 CCV		78025462	2.33				
RTC 240-179542/6 CCV		80433913	2.33				
RTC 240-179542/7 CCV		79879171	2.33				
240-49697-47	DR-SB-228-36-39	71370318	2.32				
240-49697-48	DR-SB-228-48-51	67508940	2.33				
240-49697-49	DR-SB-242-0-3	74371445	2.33				
240-49697-50	DR-SB-242-24-27	65771825	2.33				
240-49697-51	DR-SB-242-36-39	77028357	2.33				
240-49697-52	DR-SB-242-48-51	72622820	2.33				
240-49697-53	DR-SB-247-0-3	74889307	2.33				
240-49697-54	DR-SB-247-24-27	76878574	2.33				
240-49697-55	DR-SB-247-36-39	73221920	2.33				
240-49697-56	DR-SB-247-48-51	73238676	2.34				
240-49697-57	DR-SB-241-0-3	71195437	2.33				
240-49697-58	DR-SB-241-24-27	75989276	2.33				
240-49697-59	DR-SB-241-36-39	83280971	2.33				
240-49697-60	DR-SB-241-48-51	71541926	2.33				
240-49697-61	DR-SB-237-0-3	78575991	2.33				
240-49697-62	DR-SB-237-24-27	80047396	2.33				
240-49697-62 MS	DR-SB-237-24-27 MS	75973589	2.33				
240-49697-62 MSD	DR-SB-237-24-27 MSD	77692746	2.33				
MB 240-178813/23-A		87417309	2.33				
LCS 240-178813/24-A		78492865	2.33				

BNB = 1-Bromo-2-nitrobenzene

Area Limit = 50%-200% of internal standard area
RT Limit = ± 0.03 minutes of internal standard RT

Column used to flag values outside QC limits

FORM VIII 8082A

FORM VII
PCBS CONTINUING CALIBRATION DATA

Lab Name: TestAmerica Canton Job No.: 240-49697-1

SDG No.:

Lab Sample ID: CCV 240-179542/3 Calibration Date: 05/06/2015 07:54

Instrument ID: A2HP4 Calib Start Date: 05/03/2015 20:13

GC Column: CLP-2 ID: 0.53(mm) Calib End Date: 05/03/2015 21:35

Lab File ID: P4000003.D Conc. Units: ng/uL

ANALYTE	CURVE TYPE	AVE RRF	RRF	MIN RRF	CALC AMOUNT	SPIKE AMOUNT	%D	MAX %D
PCB-1016 Peak 1	Ave	0.0153	0.0173		0.565	0.500	13.1	20.0
PCB-1016 Peak 2	Ave	0.0302	0.0340		0.563	0.500	12.7	20.0
PCB-1016 Peak 3	Lin1		0.0750		0.587	0.500	17.4	20.0
PCB-1016 Peak 4	Lin		0.0295		0.588	0.500	17.6	20.0
PCB-1016 Peak 5	Ave	0.0207	0.0228		0.549	0.500	9.8	20.0
PCB-1260 Peak 1	Ave	0.0404	0.0454		0.561	0.500	12.2	20.0
PCB-1260 Peak 2	Ave	0.0496	0.0561		0.566	0.500	13.2	20.0
PCB-1260 Peak 3	Lin1		0.0449		0.591	0.500	18.2	20.0
PCB-1260 Peak 4	Lin1		0.1132		0.586	0.500	17.2	20.0
PCB-1260 Peak 5	Lin1		0.0768		0.589	0.500	17.9	20.0
Tetrachloro-m-xylene	Lin1		0.9562		0.0279	0.0250	11.6	20.0
DCB Decachlorobiphenyl	Lin1		0.9686		0.0297	0.0250	18.8	20.0

FORM VII
PCBS CONTINUING CALIBRATION DATA

Lab Name: TestAmerica Canton Job No.: 240-49697-1

SDG No.:

Lab Sample ID: RTC 240-179542/4 Calibration Date: 05/06/2015 08:10

Instrument ID: A2HP4 Calib Start Date: 05/03/2015 13:41

GC Column: CLP-2 ID: 0.53(mm) Calib End Date: 05/03/2015 15:03

Lab File ID: P4000004.D Conc. Units: ng/uL

ANALYTE	CURVE TYPE	AVE RRF	RRF	MIN RRF	CALC AMOUNT	SPIKE AMOUNT	%D	MAX %D
PCB-1232 Peak 1	Lin1		0.0211		0.541	0.500	8.2	20.0
PCB-1232 Peak 2	Lin1		0.0174		0.544	0.500	8.7	20.0
PCB-1232 Peak 3	Lin1		0.0347		0.516	0.500	3.2	20.0
PCB-1232 Peak 4	Lin1		0.0142		0.528	0.500	5.5	20.0
PCB-1232 Peak 5	Lin1		0.0091		0.520	0.500	4.0	20.0
PCB-1262 Peak 1	Lin1		0.0435		0.519	0.500	3.8	20.0
PCB-1262 Peak 2	Lin1		0.0671		0.523	0.500	4.6	20.0
PCB-1262 Peak 3	Lin1		0.0565		0.525	0.500	5.1	20.0
PCB-1262 Peak 4	Lin1		0.1301		0.521	0.500	4.2	20.0
PCB-1262 Peak 5	Lin1		0.0919		0.527	0.500	5.4	20.0

FORM VII
PCBS CONTINUING CALIBRATION DATA

Lab Name: TestAmerica Canton Job No.: 240-49697-1

SDG No.:

Lab Sample ID: RTC 240-179542/5 Calibration Date: 05/06/2015 08:27

Instrument ID: A2HP4 Calib Start Date: 05/03/2015 15:19

GC Column: CLP-2 ID: 0.53(mm) Calib End Date: 05/03/2015 16:41

Lab File ID: P4000005.D Conc. Units: ng/uL

ANALYTE	CURVE TYPE	AVE RRF	RRF	MIN RRF	CALC AMOUNT	SPIKE AMOUNT	%D	MAX %D
PCB-1242 Peak 1	Lin1		0.0142		0.537	0.500	7.3	20.0
PCB-1242 Peak 2	Lin1		0.0276		0.535	0.500	6.9	20.0
PCB-1242 Peak 3	Lin1		0.0600		0.509	0.500	1.8	20.0
PCB-1242 Peak 4	Lin1		0.0237		0.517	0.500	3.4	20.0
PCB-1242 Peak 5	Lin1		0.0188		0.516	0.500	3.2	20.0
PCB-1268 Peak 1	Lin1		0.1606		0.555	0.500	11.0	20.0
PCB-1268 Peak 2	Lin1		0.1565		0.556	0.500	11.2	20.0
PCB-1268 Peak 3	Lin1		0.1349		0.558	0.500	11.6	20.0
PCB-1268 Peak 4	Lin1		0.0562		0.568	0.500	13.5	20.0
PCB-1268 Peak 5	Lin1		0.4172		0.550	0.500	9.9	20.0

FORM VII
PCBS CONTINUING CALIBRATION DATA

Lab Name: TestAmerica Canton Job No.: 240-49697-1

SDG No.:

Lab Sample ID: RTC 240-179542/7 Calibration Date: 05/06/2015 08:59

Instrument ID: A2HP4 Calib Start Date: 05/03/2015 18:35

GC Column: CLP-2 ID: 0.53(mm) Calib End Date: 05/03/2015 19:57

Lab File ID: P4000007.D Conc. Units: ng/uL

ANALYTE	CURVE TYPE	AVE RRF	RRF	MIN RRF	CALC AMOUNT	SPIKE AMOUNT	%D	MAX %D
PCB-1221 Peak 1	Lin1		0.0096		0.524	0.500	4.8	20.0
PCB-1221 Peak 2	Lin1		0.0064		0.524	0.500	4.9	20.0
PCB-1221 Peak 3	Lin1		0.0240		0.522	0.500	4.4	20.0
PCB-1254 Peak 1	Lin1		0.0325		0.472	0.500	-5.5	20.0
PCB-1254 Peak 2	Lin1		0.0364		0.466	0.500	-6.9	20.0
PCB-1254 Peak 3	Lin1		0.0586		0.458	0.500	-8.5	20.0
PCB-1254 Peak 4	Lin1		0.0440		0.487	0.500	-2.6	20.0
PCB-1254 Peak 5	Lin1		0.0589		0.494	0.500	-1.3	20.0

FORM VII
PCBS CONTINUING CALIBRATION DATA

Lab Name: TestAmerica Canton Job No.: 240-49697-1

SDG No.:

Lab Sample ID: RTC 240-179542/6 Calibration Date: 05/06/2015 08:43

Instrument ID: A2HP4 Calib Start Date: 05/03/2015 16:57

GC Column: CLP-2 ID: 0.53(mm) Calib End Date: 05/03/2015 18:19

Lab File ID: P4000006.D Conc. Units: ng/uL

ANALYTE	CURVE TYPE	AVE RRF	RRF	MIN RRF	CALC AMOUNT	SPIKE AMOUNT	%D	MAX %D
PCB-1248 Peak 1	Lin1		0.0378		0.485	0.500	-2.9	20.0
PCB-1248 Peak 2	Lin1		0.0203		0.476	0.500	-4.7	20.0
PCB-1248 Peak 3	Lin1		0.0273		0.464	0.500	-7.1	20.0
PCB-1248 Peak 4	Lin1		0.0307		0.464	0.500	-7.2	20.0
PCB-1248 Peak 5	Lin1		0.0192		0.484	0.500	-3.1	20.0

PCBS BATCH WORKSHEET

Lab Name: TestAmerica Canton Job No.: 240-49697-1

SDG No.:

Batch Number: 177799 Batch Start Date: 04/24/15 12:30 Batch Analyst: Scott, Caitlin

Batch Method: 3540C Batch End Date: 04/25/15 04:30

Lab Sample ID	Client Sample ID	Method Chain	Basis	InitialAmount	FinalAmount	EX10PPMSPK 00016	EX2/.2SURRW 00054		
240-49697-B-24	DR-SB-243-48-51	3540C, 8082A	T	29.74 g	10 mL		1 mL		
240-49697-B-25	DR-SB-248-0-3	3540C, 8082A	T	29.50 g	10 mL		1 mL		
240-49697-B-26	DR-SB-248-24-27	3540C, 8082A	T	29.82 g	10 mL		1 mL		
240-49697-B-27	DR-SB-248-36-39	3540C, 8082A	T	29.55 g	10 mL		1 mL		
240-49697-B-28	DR-SB-248-48-51	3540C, 8082A	T	29.83 g	10 mL		1 mL		
240-49697-B-29	DR-SB-238-0-3	3540C, 8082A	T	30.00 g	10 mL		1 mL		
240-49697-B-30	DR-SB-238-24-27	3540C, 8082A	T	29.69 g	10 mL		1 mL		
240-49697-B-31	DR-SB-238-36-39	3540C, 8082A	T	30.04 g	10 mL		1 mL		
240-49697-B-32	DR-SB-238-48-51	3540C, 8082A	T	29.53 g	10 mL		1 mL		
240-49697-B-33	DR-SB-234-0-3	3540C, 8082A	T	29.68 g	10 mL		1 mL		
240-49697-B-33 MS	DR-SB-234-0-3	3540C, 8082A	T	30.37 g	10 mL	1 mL	1 mL		
240-49697-B-33 MSD	DR-SB-234-0-3	3540C, 8082A	T	29.87 g	10 mL	1 mL	1 mL		
MB 240-177799/21		3540C, 8082A		30 g	10 mL		1 mL		
LCS 240-177799/22		3540C, 8082A		30 g	10 mL	1 mL	1 mL		

Batch Notes	
Acid used for Clean Up Reagent	1826627
Balance ID	1339907
Na2SO4 Lot Number	1942694
Prep Solvent Lot #	1928228

Basis	Basis Description
T	Total/NA

The pound sign (#) in the amount added field denotes that the reagent was used undiluted. All calculations are performed using the stated concentration for this reagent.

PCBS BATCH WORKSHEET

Lab Name: TestAmerica Canton Job No.: 240-49697-1

SDG No.:

Batch Number: 178224 Batch Start Date: 04/28/15 11:15 Batch Analyst: Scott, Caitlin

Batch Method: 3540C Batch End Date: 04/29/15 03:15

Lab Sample ID	Client Sample ID	Method Chain	Basis	InitialAmount	FinalAmount	EX10PPMSPK 00016	EX2/.2SURRW 00054		
240-49697-B-70	DR-SB-231-24-27	3540C, 8082A	T	29.95 g	10 mL		1 mL		
240-49697-B-71	DR-SB-231-36-39	3540C, 8082A	T	29.94 g	10 mL		1 mL		
240-49697-B-72	DR-SB-231-48-51	3540C, 8082A	T	30.07 g	10 mL		1 mL		
240-49697-B-73	DR-SB-246-0-3	3540C, 8082A	T	30.02 g	10 mL		1 mL		
240-49697-B-74	DR-SB-246-24-27	3540C, 8082A	T	29.92 g	10 mL		1 mL		
240-49697-B-75	DR-SB-246-36-39	3540C, 8082A	T	30.22 g	10 mL		1 mL		
240-49697-B-76	DR-SB-246-48-51	3540C, 8082A	T	30.06 g	10 mL		1 mL		
240-49697-B-77	DR-SB-236-0-3	3540C, 8082A	T	30.11 g	10 mL		1 mL		
240-49697-B-78	DR-SB-236-24-27	3540C, 8082A	T	30.17 g	10 mL		1 mL		
240-49697-B-79	DR-SB-236-36-39	3540C, 8082A	T	30.35 g	10 mL		1 mL		
240-49697-B-80	DR-SB-236-48-51	3540C, 8082A	T	30.05 g	10 mL		1 mL		
240-49697-B-81	DR-SB-240-0-3	3540C, 8082A	T	30.09 g	10 mL		1 mL		
240-49697-B-82	DR-SB-240-24-27	3540C, 8082A	T	30.01 g	10 mL		1 mL		
240-49697-B-83	DR-SB-240-36-39	3540C, 8082A	T	30.14 g	10 mL		1 mL		
240-49697-B-84	DR-SB-240-48-51	3540C, 8082A	T	30.15 g	10 mL		1 mL		
240-49697-B-85	DR-SB-245-0-3	3540C, 8082A	T	29.95 g	10 mL		1 mL		
240-49697-B-86	DR-SB-245-24-27	3540C, 8082A	T	29.92 g	10 mL		1 mL		
240-49697-B-87	DR-SB-245-36-39	3540C, 8082A	T	29.85 g	10 mL		1 mL		
240-49697-B-88	DR-SB-245-48-51	3540C, 8082A	T	29.82 g	10 mL		1 mL		
240-49697-B-89	DR-SB-227-0-3	3540C, 8082A	T	29.93 g	10 mL		1 mL		
240-49697-B-89 MS	DR-SB-227-0-3	3540C, 8082A	T	29.81 g	10 mL	1 mL	1 mL		
240-49697-B-89 MSD	DR-SB-227-0-3	3540C, 8082A	T	30.01 g	10 mL	1 mL	1 mL		
MB 240-178224/23		3540C, 8082A		30 g	10 mL		1 mL		
LCS 240-178224/24		3540C, 8082A		30 g	10 mL	1 mL	1 mL		

The pound sign (#) in the amount added field denotes that the reagent was used undiluted. All calculations are performed using the stated concentration for this reagent.

PCBS BATCH WORKSHEET

Lab Name: TestAmerica Canton Job No.: 240-49697-1

SDG No.:

Batch Number: 178224 Batch Start Date: 04/28/15 11:15 Batch Analyst: Scott, Caitlin

Batch Method: 3540C Batch End Date: 04/29/15 03:15

Batch Notes	
Acid used for Clean Up Reagent	1888224
Balance ID	1339912
Na2SO4 Lot Number	1942695
Prep Solvent Lot #	1969065

Basis	Basis Description
T	Total/NA

The pound sign (#) in the amount added field denotes that the reagent was used undiluted. All calculations are performed using the stated concentration for this reagent.

PCBS BATCH WORKSHEET

Lab Name: TestAmerica Canton Job No.: 240-49697-1

SDG No.:

Batch Number: 178225 Batch Start Date: 04/28/15 11:00 Batch Analyst: Scott, Caitlin

Batch Method: 3540C Batch End Date: 04/29/15 03:00

Lab Sample ID	Client Sample ID	Method Chain	Basis	InitialAmount	FinalAmount	EX10PPMSPK 00016	EX2/.2SURRW 00054		
240-49697-B-90	DR-SB-227-24-27	3540C, 8082A	T	30.17 g	10 mL		1 mL		
240-49697-B-91	DR-SB-227-36-39	3540C, 8082A	T	30.01 g	10 mL		1 mL		
240-49697-B-92	DR-SB-227-48-51	3540C, 8082A	T	30.23 g	10 mL		1 mL		
240-49697-B-93	DR-SB-226-0-3	3540C, 8082A	T	30.19 g	10 mL		1 mL		
240-49697-B-94	DR-SB-226-24-27	3540C, 8082A	T	30.26 g	10 mL		1 mL		
240-49697-B-95	DR-SB-226-36-39	3540C, 8082A	T	30.23 g	10 mL		1 mL		
240-49697-B-96	DR-SB-226-48-51	3540C, 8082A	T	30.36 g	10 mL		1 mL		
240-49697-B-97	DR-WC-S-TP80	3540C, 8082A	T	30.17 g	10 mL		1 mL		
240-49697-B-1	DR-SB-230-0-3	3540C, 8082A	T	30.28 g	10 mL		1 mL		
240-49697-B-2	DR-SB-230-24-27	3540C, 8082A	T	29.95 g	10 mL		1 mL		
240-49697-B-3	DR-SB-230-36-39	3540C, 8082A	T	30.10 g	10 mL		1 mL		
240-49697-B-4	DR-SB-230-48-51	3540C, 8082A	T	29.84 g	10 mL		1 mL		
240-49697-B-5	DR-SB-235-0-3	3540C, 8082A	T	30.12 g	10 mL		1 mL		
240-49697-B-6	DR-SB-235-24-27	3540C, 8082A	T	29.80 g	10 mL		1 mL		
240-49697-B-7	DR-SB-235-36-39	3540C, 8082A	T	29.86 g	10 mL		1 mL		
240-49697-B-8	DR-SB-235-48-51	3540C, 8082A	T	29.89 g	10 mL		1 mL		
240-49697-B-9	DR-SB-239-0-3	3540C, 8082A	T	30.34 g	10 mL		1 mL		
240-49697-B-10	DR-SB-239-24-27	3540C, 8082A	T	29.83 g	10 mL		1 mL		
240-49697-B-11	DR-SB-239-36-39	3540C, 8082A	T	29.98 g	10 mL		1 mL		
240-49697-B-12	DR-SB-239-48-51	3540C, 8082A	T	29.82 g	10 mL		1 mL		
240-49697-B-12 MS	DR-SB-239-48-51	3540C, 8082A	T	29.96 g	10 mL	1 mL	1 mL		
240-49697-B-12 MSD	DR-SB-239-48-51	3540C, 8082A	T	29.88 g	10 mL	1 mL	1 mL		
MB 240-178225/23		3540C, 8082A		30 g	10 mL		1 mL		
LCS 240-178225/24		3540C, 8082A		30 g	10 mL	1 mL	1 mL		

The pound sign (#) in the amount added field denotes that the reagent was used undiluted. All calculations are performed using the stated concentration for this reagent.

PCBS BATCH WORKSHEET

Lab Name: TestAmerica Canton Job No.: 240-49697-1

SDG No.:

Batch Number: 178225 Batch Start Date: 04/28/15 11:00 Batch Analyst: Scott, Caitlin

Batch Method: 3540C Batch End Date: 04/29/15 03:00

Batch Notes	
Acid used for Clean Up Reagent	1888224
Balance ID	1339912
Na2SO4 Lot Number	1942695
Prep Solvent Lot #	1969065

Basis	Basis Description
T	Total/NA

The pound sign (#) in the amount added field denotes that the reagent was used undiluted. All calculations are performed using the stated concentration for this reagent.

PCBS BATCH WORKSHEET

Lab Name: TestAmerica Canton Job No.: 240-49697-1

SDG No.:

Batch Number: 178226 Batch Start Date: 04/28/15 11:30 Batch Analyst: Scott, Caitlin

Batch Method: 3540C Batch End Date: 04/29/15 03:30

Lab Sample ID	Client Sample ID	Method Chain	Basis	InitialAmount	FinalAmount	EX10PPMSPK 00016	EX2/.2SURRW 00054		
240-49697-B-13	DR-SB-244-0-3	3540C, 8082A	T	30.18 g	10 mL		1 mL		
240-49697-B-14	DR-SB-244-24-27	3540C, 8082A	T	30.22 g	10 mL		1 mL		
240-49697-B-15	DR-SB-244-36-39	3540C, 8082A	T	29.74 g	10 mL		1 mL		
240-49697-B-16	DR-SB-244-48-51	3540C, 8082A	T	30.10 g	10 mL		1 mL		
240-49697-B-17	DR-SB-249-0-3	3540C, 8082A	T	29.88 g	10 mL		1 mL		
240-49697-B-18	DR-SB-249-24-27	3540C, 8082A	T	30.07 g	10 mL		1 mL		
240-49697-B-19	DR-SB-249-36-39	3540C, 8082A	T	30.01 g	10 mL		1 mL		
240-49697-B-20	DR-SB-249-48-51	3540C, 8082A	T	29.76 g	10 mL		1 mL		
240-49697-B-21	DR-SB-243-0-3	3540C, 8082A	T	30.33 g	10 mL		1 mL		
240-49697-B-22	DR-SB-243-24-27	3540C, 8082A	T	29.92 g	10 mL		1 mL		
240-49697-B-23	DR-SB-243-36-39	3540C, 8082A	T	30.10 g	10 mL		1 mL		
240-49697-B-34	DR-SB-234-24-27	3540C, 8082A	T	30.43 g	10 mL		1 mL		
240-49697-B-35	DR-SB-234-36-39	3540C, 8082A	T	29.73 g	10 mL		1 mL		
240-49697-B-36	DR-SB-234-48-51	3540C, 8082A	T	29.84 g	10 mL		1 mL		
240-49697-B-37	DR-SB-229-0-3	3540C, 8082A	T	30.01 g	10 mL		1 mL		
240-49697-B-38	DR-SB-229-24-27	3540C, 8082A	T	30.20 g	10 mL		1 mL		
240-49697-B-39	DR-SB-229-36-39	3540C, 8082A	T	29.55 g	10 mL		1 mL		
240-49697-B-40	DR-SB-229-48-51	3540C, 8082A	T	29.98 g	10 mL		1 mL		
240-49697-B-41	DR-SB-233-0-3	3540C, 8082A	T	29.52 g	10 mL		1 mL		
240-49697-B-42	DR-SB-233-24-27	3540C, 8082A	T	29.74 g	10 mL		1 mL		
240-49697-B-42 MS	DR-SB-233-24-27	3540C, 8082A	T	30.19 g	10 mL	1 mL	1 mL		
240-49697-B-42 MSD	DR-SB-233-24-27	3540C, 8082A	T	29.93 g	10 mL	1 mL	1 mL		
MB 240-178226/23		3540C, 8082A		30.00 g	10 mL		1 mL		
LCS 240-178226/24		3540C, 8082A		30.00 g	10 mL	1 mL	1 mL		

The pound sign (#) in the amount added field denotes that the reagent was used undiluted. All calculations are performed using the stated concentration for this reagent.

PCBS BATCH WORKSHEET

Lab Name: TestAmerica Canton Job No.: 240-49697-1

SDG No.:

Batch Number: 178226 Batch Start Date: 04/28/15 11:30 Batch Analyst: Scott, Caitlin

Batch Method: 3540C Batch End Date: 04/29/15 03:30

Batch Notes	
Acid used for Clean Up Reagent	1888224
Balance ID	1339912
Na2SO4 Lot Number	1942695
Prep Solvent Lot #	1969065

Basis	Basis Description
T	Total/NA

The pound sign (#) in the amount added field denotes that the reagent was used undiluted. All calculations are performed using the stated concentration for this reagent.

PCBS BATCH WORKSHEET

Lab Name: TestAmerica Canton Job No.: 240-49697-1

SDG No.:

Batch Number: 178437 Batch Start Date: 04/29/15 11:30 Batch Analyst: Scott, Caitlin

Batch Method: 3540C Batch End Date: 04/30/15 03:30

Lab Sample ID	Client Sample ID	Method Chain	Basis	InitialAmount	FinalAmount	EX10PPMSPK 00016	EX2/.2SURRW 00054		
240-49697-B-43	DR-SB-233-36-39	3540C, 8082A	T	30.15 g	10 mL		1 mL		
MB 240-178437/21		3540C, 8082A		30 g	10 mL		1 mL		
LCS 240-178437/22		3540C, 8082A		30 g	10 mL	1 mL	1 mL		

Batch Notes	
Acid used for Clean Up Reagent	1888224
Balance ID	1339912
Na2SO4 Lot Number	1942695
Prep Solvent Lot #	1969065

Basis	Basis Description
T	Total/NA

The pound sign (#) in the amount added field denotes that the reagent was used undiluted. All calculations are performed using the stated concentration for this reagent.

PCBS BATCH WORKSHEET

Lab Name: TestAmerica Canton Job No.: 240-49697-1

SDG No.:

Batch Number: 178626 Batch Start Date: 04/30/15 11:30 Batch Analyst: Scott, Caitlin

Batch Method: 3540C Batch End Date: 05/01/15 03:30

Lab Sample ID	Client Sample ID	Method Chain	Basis	InitialAmount	FinalAmount	EX10PPMSPK 00016	EX2/.2SURRW 00054		
240-49697-B-44	DR-SB-233-48-51	3540C, 8082A	T	30.06 g	10 mL		1 mL		
240-49697-B-45	DR-SB-228-0-3	3540C, 8082A	T	30.04 g	10 mL		1 mL		
240-49697-B-46	DR-SB-228-24-27	3540C, 8082A	T	30.25 g	10 mL		1 mL		
MB 240-178626/23		3540C, 8082A		30 g	10 mL		1 mL		
LCS 240-178626/24		3540C, 8082A		30 g	10 mL	1 mL	1 mL		

Batch Notes	
Acid used for Clean Up Reagent	1888224
Balance ID	1339912
Na2SO4 Lot Number	1942695
Prep Solvent Lot #	1969065

Basis	Basis Description
T	Total/NA

The pound sign (#) in the amount added field denotes that the reagent was used undiluted. All calculations are performed using the stated concentration for this reagent.

PCBS BATCH WORKSHEET

Lab Name: TestAmerica Canton Job No.: 240-49697-1

SDG No.:

Batch Number: 178813 Batch Start Date: 05/01/15 10:25 Batch Analyst: Scott, Caitlin

Batch Method: 3540C Batch End Date: 05/02/15 02:25

Lab Sample ID	Client Sample ID	Method Chain	Basis	InitialAmount	FinalAmount	EX10PPMSPK 00016	EX2/.2SURRW 00054		
240-49697-B-47	DR-SB-228-36-39	3540C, 8082A	T	30.48 g	10 mL		1 mL		
240-49697-B-48	DR-SB-228-48-51	3540C, 8082A	T	29.92 g	10 mL		1 mL		
240-49697-B-49	DR-SB-242-0-3	3540C, 8082A	T	30.17 g	10 mL		1 mL		
240-49697-B-50	DR-SB-242-24-27	3540C, 8082A	T	30.04 g	10 mL		1 mL		
240-49697-B-51	DR-SB-242-36-39	3540C, 8082A	T	29.82 g	10 mL		1 mL		
240-49697-B-52	DR-SB-242-48-51	3540C, 8082A	T	30.07 g	10 mL		1 mL		
240-49697-B-53	DR-SB-247-0-3	3540C, 8082A	T	30.00 g	10 mL		1 mL		
240-49697-B-54	DR-SB-247-24-27	3540C, 8082A	T	29.90 g	10 mL		1 mL		
240-49697-B-55	DR-SB-247-36-39	3540C, 8082A	T	30.01 g	10 mL		1 mL		
240-49697-B-56	DR-SB-247-48-51	3540C, 8082A	T	30.07 g	10 mL		1 mL		
240-49697-B-57	DR-SB-241-0-3	3540C, 8082A	T	29.97 g	10 mL		1 mL		
240-49697-B-58	DR-SB-241-24-27	3540C, 8082A	T	30.15 g	10 mL		1 mL		
240-49697-B-59	DR-SB-241-36-39	3540C, 8082A	T	30.02 g	10 mL		1 mL		
240-49697-B-60	DR-SB-241-48-51	3540C, 8082A	T	30.13 g	10 mL		1 mL		
240-49697-B-61	DR-SB-237-0-3	3540C, 8082A	T	30.50 g	10 mL		1 mL		
240-49697-B-62	DR-SB-237-24-27	3540C, 8082A	T	30.28 g	10 mL		1 mL		
240-49697-B-62 MS	DR-SB-237-24-27	3540C, 8082A	T	30.26 g	10 mL	1 mL	1 mL		
240-49697-B-62 MSD	DR-SB-237-24-27	3540C, 8082A	T	30.33 g	10 mL	1 mL	1 mL		
MB 240-178813/23		3540C, 8082A		30 g	10 mL		1 mL		
LCS 240-178813/24		3540C, 8082A		30 g	10 mL	1 mL	1 mL		

Batch Notes	
Acid used for Clean Up Reagent	1888224
Balance ID	1339912
Na2SO4 Lot Number	1942695
Prep Solvent Lot #	1969065

The pound sign (#) in the amount added field denotes that the reagent was used undiluted. All calculations are performed using the stated concentration for this reagent.

PCBS BATCH WORKSHEET

Lab Name: TestAmerica Canton Job No.: 240-49697-1

SDG No.:

Batch Number: 178813 Batch Start Date: 05/01/15 10:25 Batch Analyst: Scott, Caitlin

Batch Method: 3540C Batch End Date: 05/02/15 02:25

Basis	Basis Description
T	Total/NA

The pound sign (#) in the amount added field denotes that the reagent was used undiluted. All calculations are performed using the stated concentration for this reagent.

PCBS BATCH WORKSHEET

Lab Name: TestAmerica Canton Job No.: 240-49697-1

SDG No.:

Batch Number: 179092 Batch Start Date: 05/04/15 11:20 Batch Analyst: Scott, Caitlin

Batch Method: 3540C Batch End Date: 05/05/15 03:20

Lab Sample ID	Client Sample ID	Method Chain	Basis	InitialAmount	FinalAmount	EX10PPMSPK 00016	EX2/.2SURRW 00054		
240-49697-B-63	DR-SB-237-36-39	3540C, 8082A	T	29.94 g	10 mL		1 mL		
240-49697-B-64	DR-SB-237-48-51	3540C, 8082A	T	29.56 g	10 mL		1 mL		
240-49697-B-65	DR-SB-232-0-3	3540C, 8082A	T	29.67 g	10 mL		1 mL		
240-49697-B-66	DR-SB-232-24-27	3540C, 8082A	T	29.71 g	10 mL		1 mL		
240-49697-B-67	DR-SB-232-36-39	3540C, 8082A	T	30.33 g	10 mL		1 mL		
240-49697-B-68	DR-SB-232-48-51	3540C, 8082A	T	30.32 g	10 mL		1 mL		
240-49697-B-69	DR-SB-231-0-3	3540C, 8082A	T	30.49 g	10 mL		1 mL		
MB 240-179092/23		3540C, 8082A		30 g	10 mL		1 mL		
LCS 240-179092/24		3540C, 8082A		30 g	10 mL	1 mL	1 mL		

Batch Notes	
Acid used for Clean Up Reagent	1888224
Balance ID	1339912
Na2SO4 Lot Number	1942695
Prep Solvent Lot #	1969065

Basis	Basis Description
T	Total/NA

The pound sign (#) in the amount added field denotes that the reagent was used undiluted. All calculations are performed using the stated concentration for this reagent.

Report Date: 11-May-2015 13:34:15 Chrom Revision: 2.2 09-Apr-2015 10:05:40

TestAmerica Canton

Data File:	\\NCChrom\ChromData\A2HP13\20150430-43120.b\P1300027.D				
Injection Date:	30-Apr-2015 23:05:42	Instrument ID:	A2HP13		
Lims ID:	240-49697-B-1-A	Lab Sample ID:	240-49697-1		
Client ID:	DR-SB-230-0-3				
Operator ID:		ALS Bottle#:	27	Worklist Smp#:	12
Injection Vol:	1.0 uL	Dil. Factor:	1.0000		
Method:	PCB13	Limit Group:	GC 8082A ICAL		
Column:		Detector	GC ecd2b		

10 PCB-1260, CAS: 11096-82-5

Calibration Sample, Level: 6

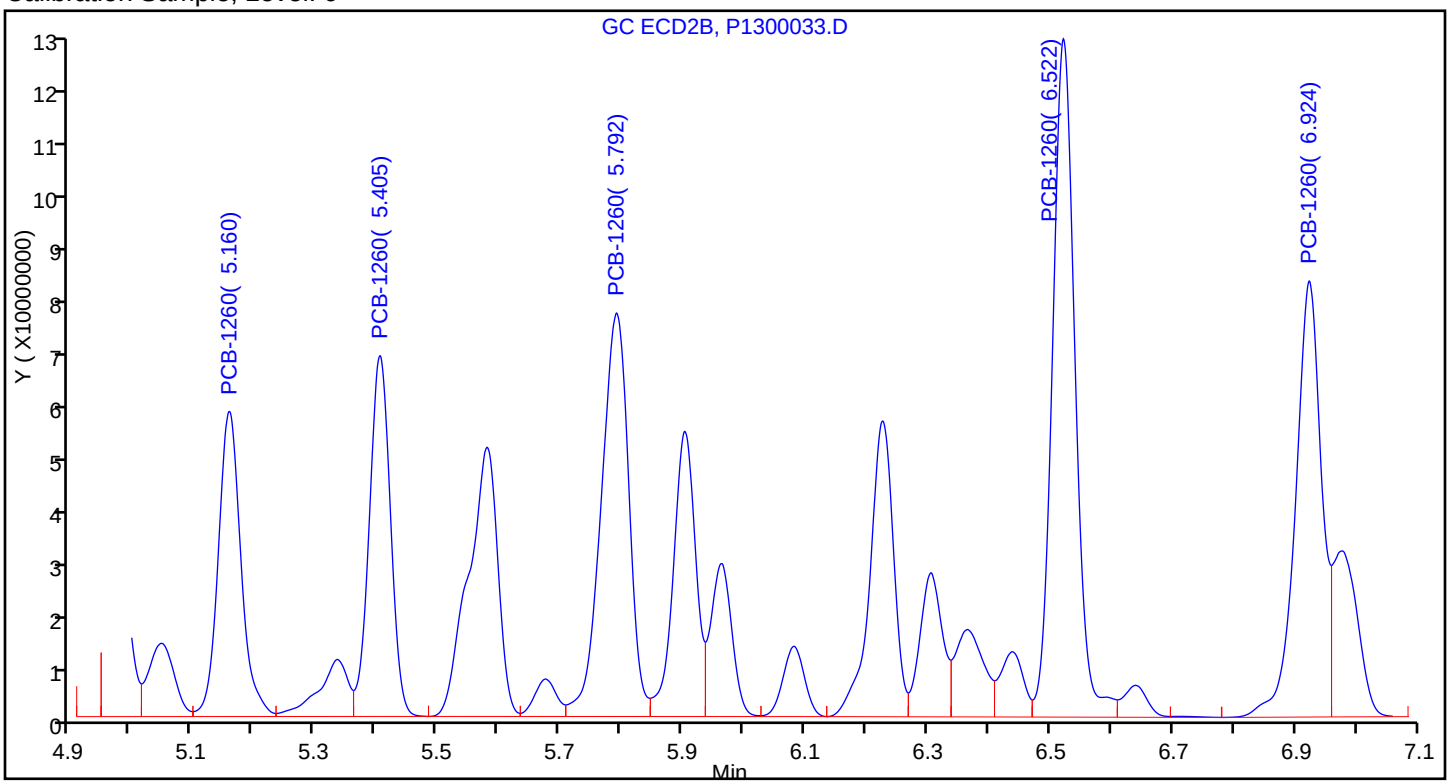

Sample

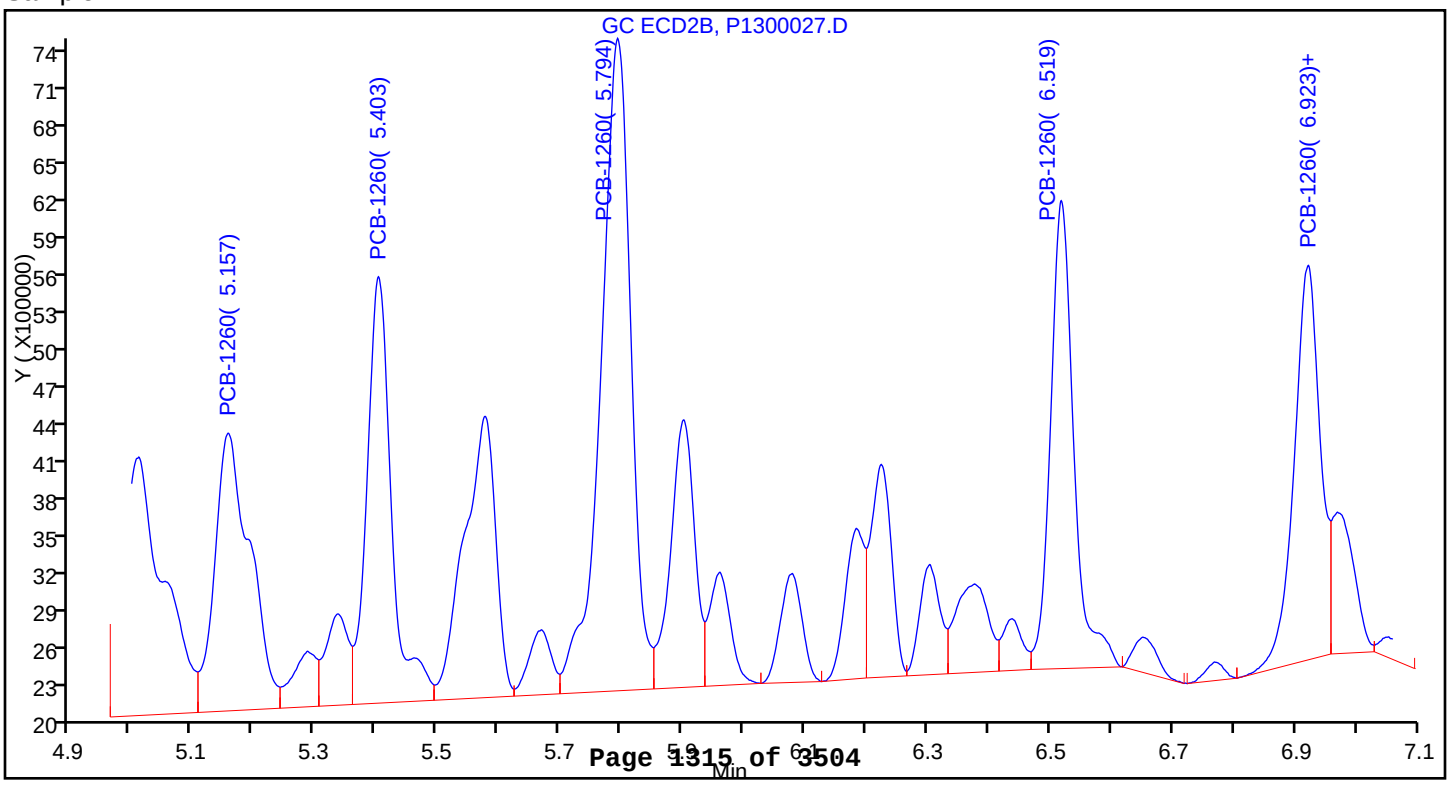

Report Date: 11-May-2015 13:42:11 Chrom Revision: 2.2 09-Apr-2015 10:05:40

TestAmerica Canton

Data File:	\\NCChrom\ChromData\A2HP13\20150430-43120.b\P1300028.D				
Injection Date:	30-Apr-2015 23:22:08	Instrument ID:	A2HP13		
Lims ID:	240-49697-B-2-A	Lab Sample ID:	240-49697-2		
Client ID:	DR-SB-230-24-27				
Operator ID:		ALS Bottle#:	28	Worklist Smp#:	13
Injection Vol:	1.0 uL	Dil. Factor:	1.0000		
Method:	PCB13	Limit Group:	GC 8082A ICAL		
Column:		Detector	GC ecd2b		

10 PCB-1260, CAS: 11096-82-5

Calibration Sample, Level: 6

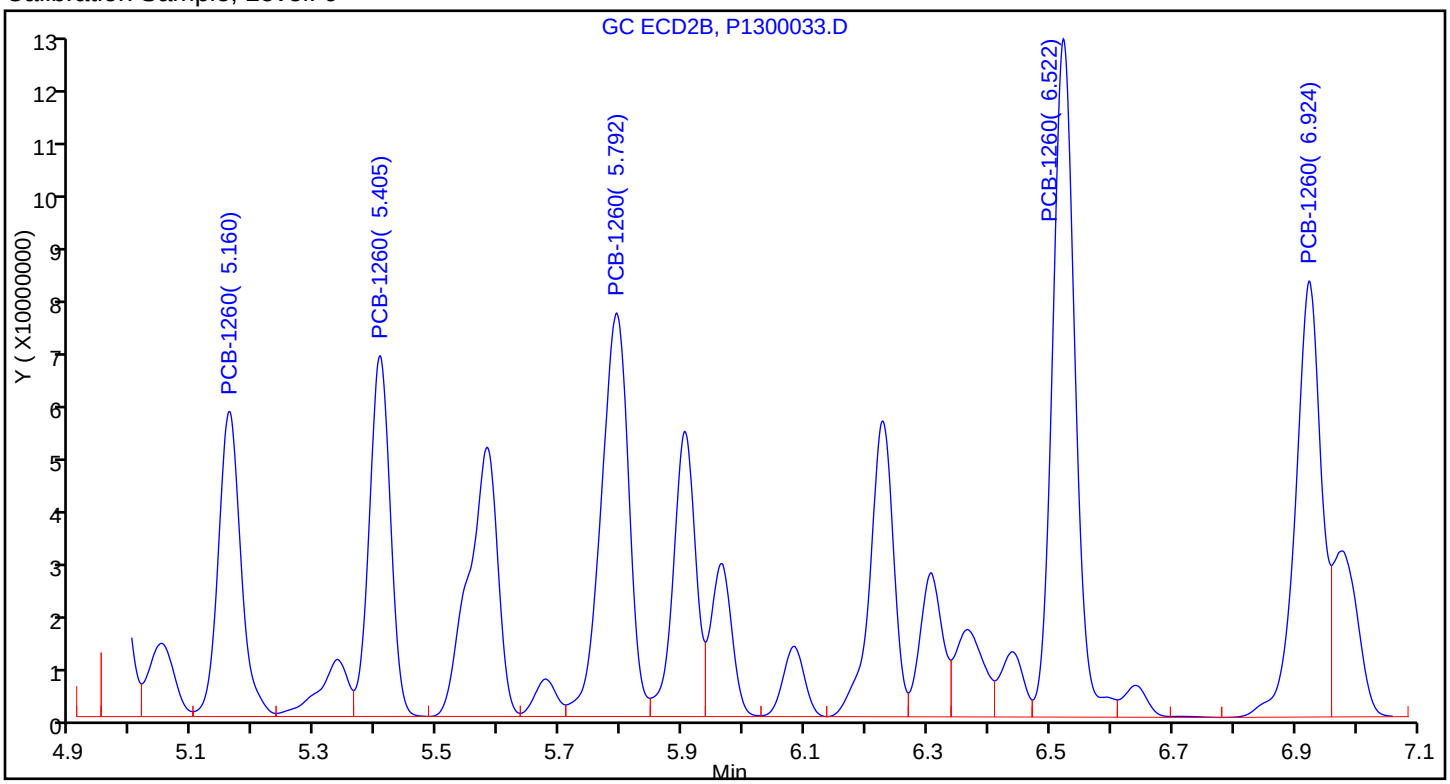

Sample

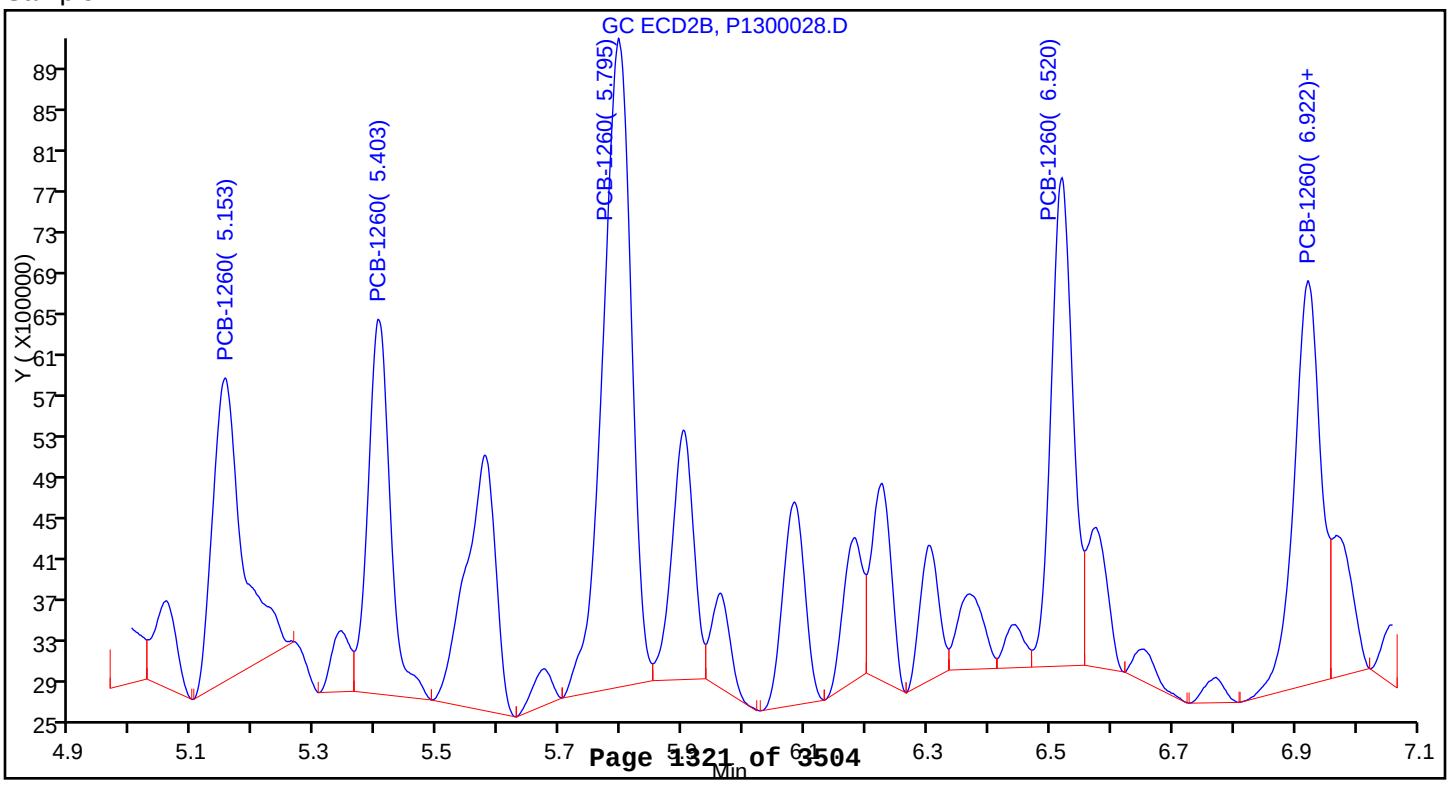

Report Date: 11-May-2015 13:34:56 Chrom Revision: 2.2 09-Apr-2015 10:05:40

TestAmerica Canton

Data File:	\\NCChrom\ChromData\A2HP13\20150430-43120.b\P1300032.D				
Injection Date:	01-May-2015 00:27:55	Instrument ID:	A2HP13		
Lims ID:	240-49697-B-4-A	Lab Sample ID:	240-49697-4		
Client ID:	DR-SB-230-48-51				
Operator ID:		ALS Bottle#:	32	Worklist Smp#:	17
Injection Vol:	1.0 uL	Dil. Factor:	1.0000		
Method:	PCB13	Limit Group:	GC 8082A ICAL		
Column:		Detector	GC ecd2b		

8 PCB-1254, CAS: 11097-69-1

Calibration Sample, Level: 6

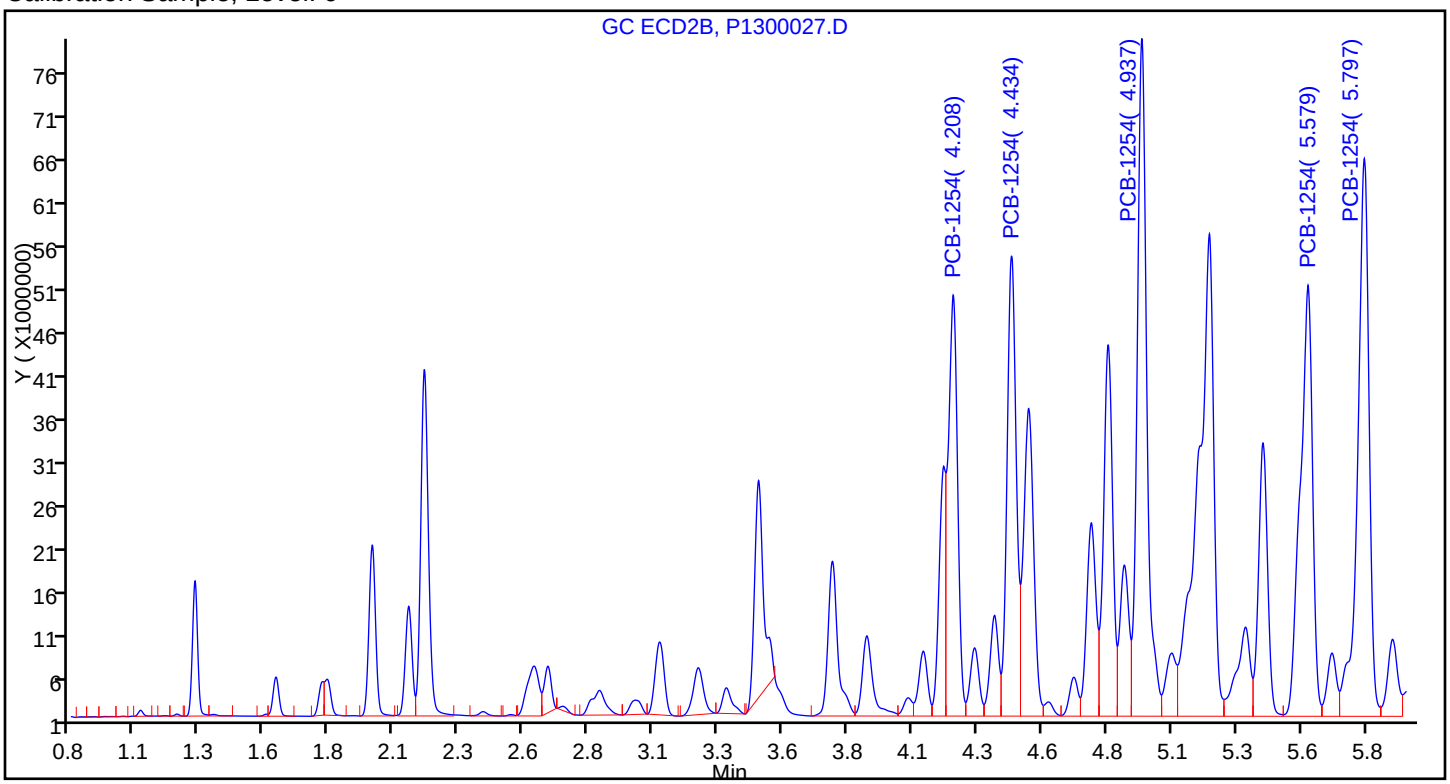

Sample

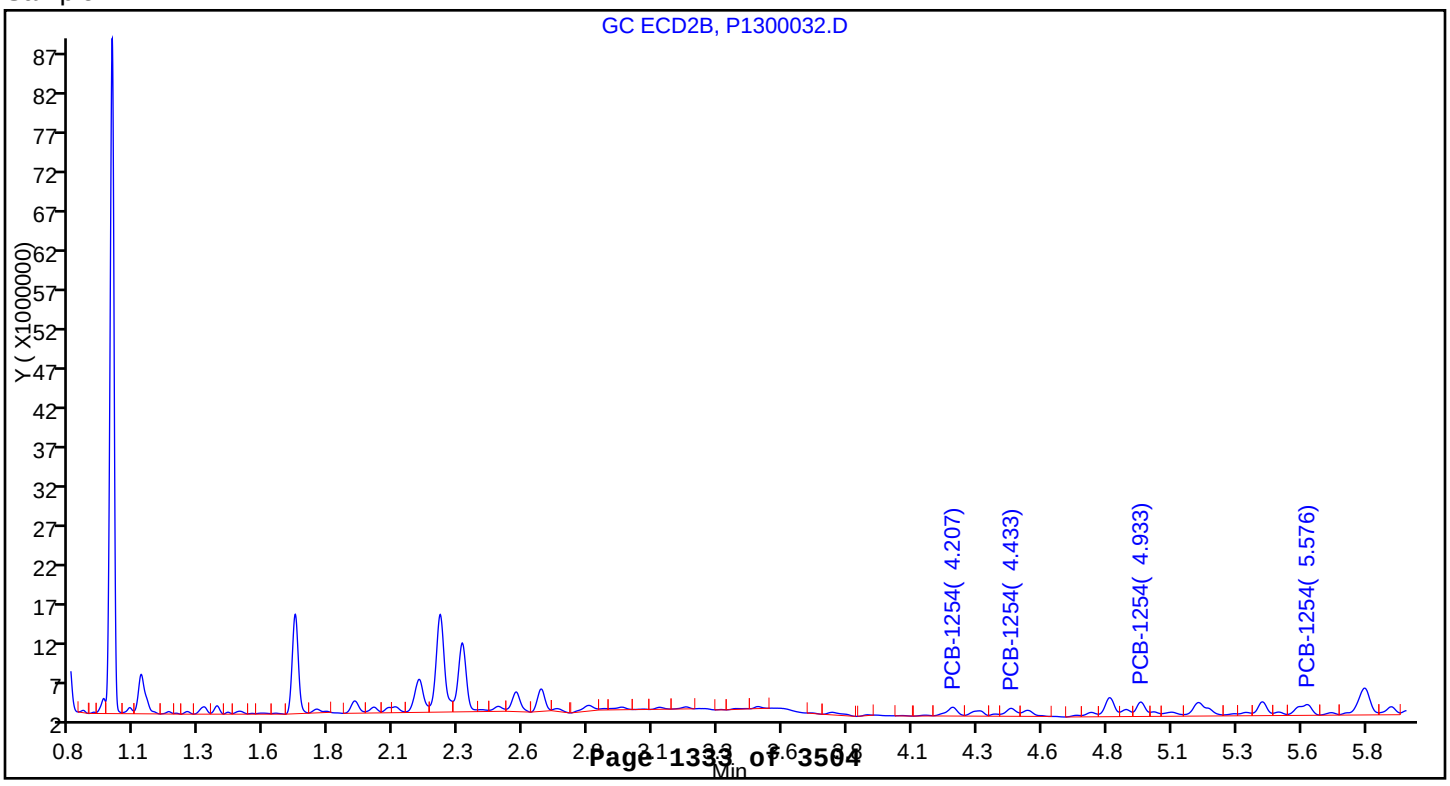

Report Date: 11-May-2015 13:35:05 Chrom Revision: 2.2 09-Apr-2015 10:05:40

TestAmerica Canton

Data File:	\\NCChrom\ChromData\A2HP13\20150430-43120.b\P1300033.D				
Injection Date:	01-May-2015 00:44:25	Instrument ID:	A2HP13		
Lims ID:	240-49697-B-5-A	Lab Sample ID:	240-49697-5		
Client ID:	DR-SB-235-0-3				
Operator ID:		ALS Bottle#:	33	Worklist Smp#:	18
Injection Vol:	1.0 uL	Dil. Factor:	1.0000		
Method:	PCB13	Limit Group:	GC 8082A ICAL		
Column:		Detector	GC ecd2b		

8 PCB-1254, CAS: 11097-69-1

Calibration Sample, Level: 6

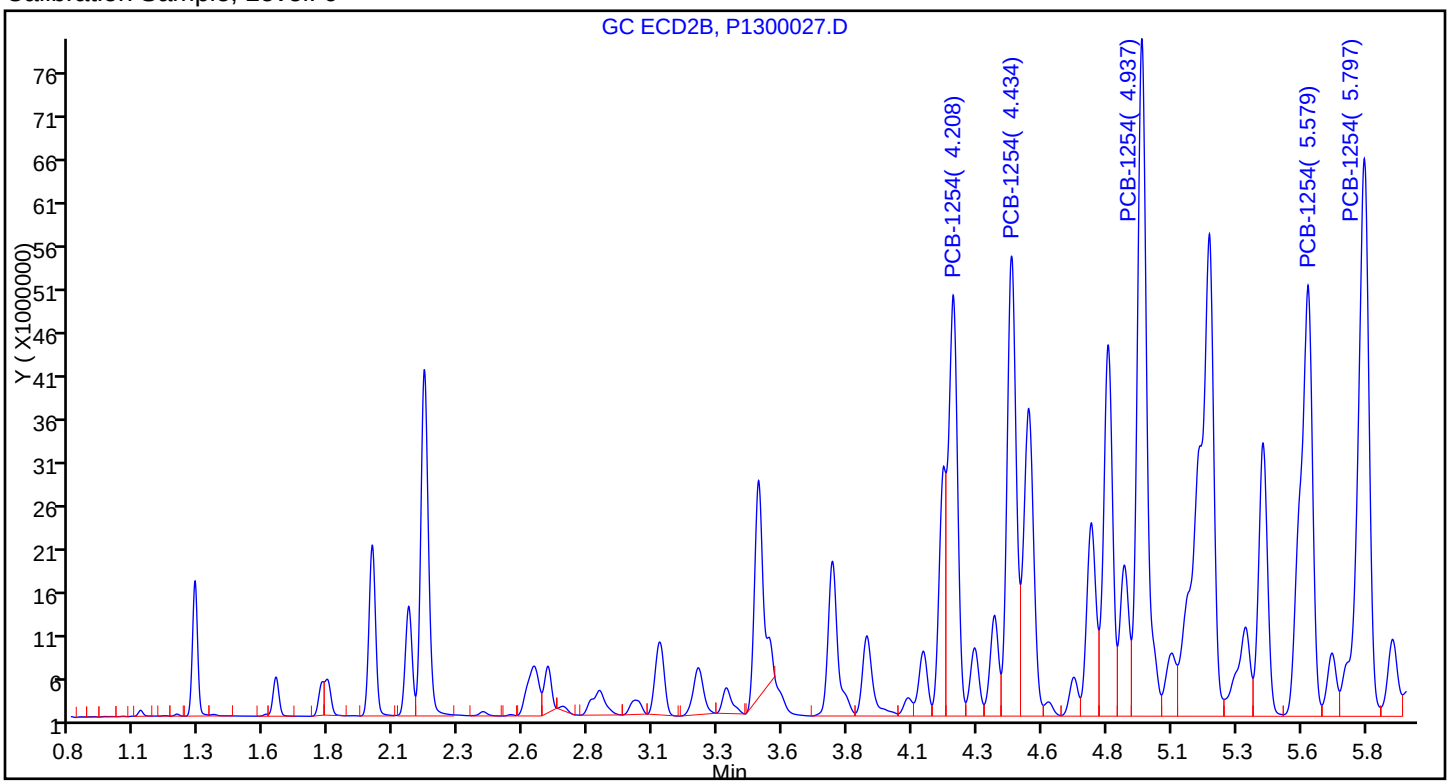

Sample

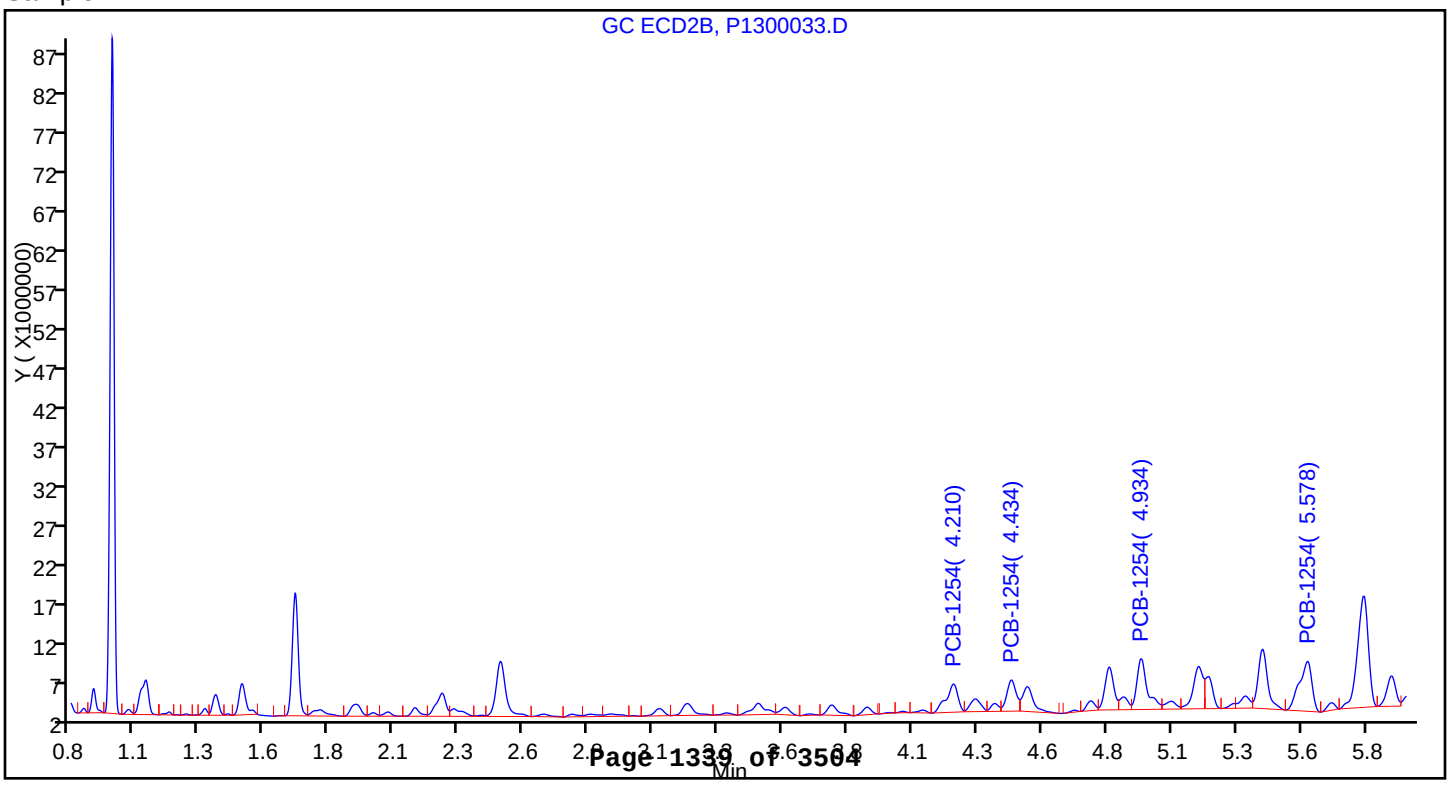

Report Date: 11-May-2015 13:35:14 Chrom Revision: 2.2 09-Apr-2015 10:05:40

TestAmerica Canton

Data File:	\\NCChrom\ChromData\A2HP13\20150430-43120.b\P1300034.D				
Injection Date:	01-May-2015 01:00:48	Instrument ID:	A2HP13		
Lims ID:	240-49697-B-6-A	Lab Sample ID:	240-49697-6		
Client ID:	DR-SB-235-24-27				
Operator ID:		ALS Bottle#:	34	Worklist Smp#:	19
Injection Vol:	1.0 uL	Dil. Factor:	1.0000		
Method:	PCB13	Limit Group:	GC 8082A ICAL		
Column:		Detector	GC ecd2b		

8 PCB-1254, CAS: 11097-69-1

Calibration Sample, Level: 6

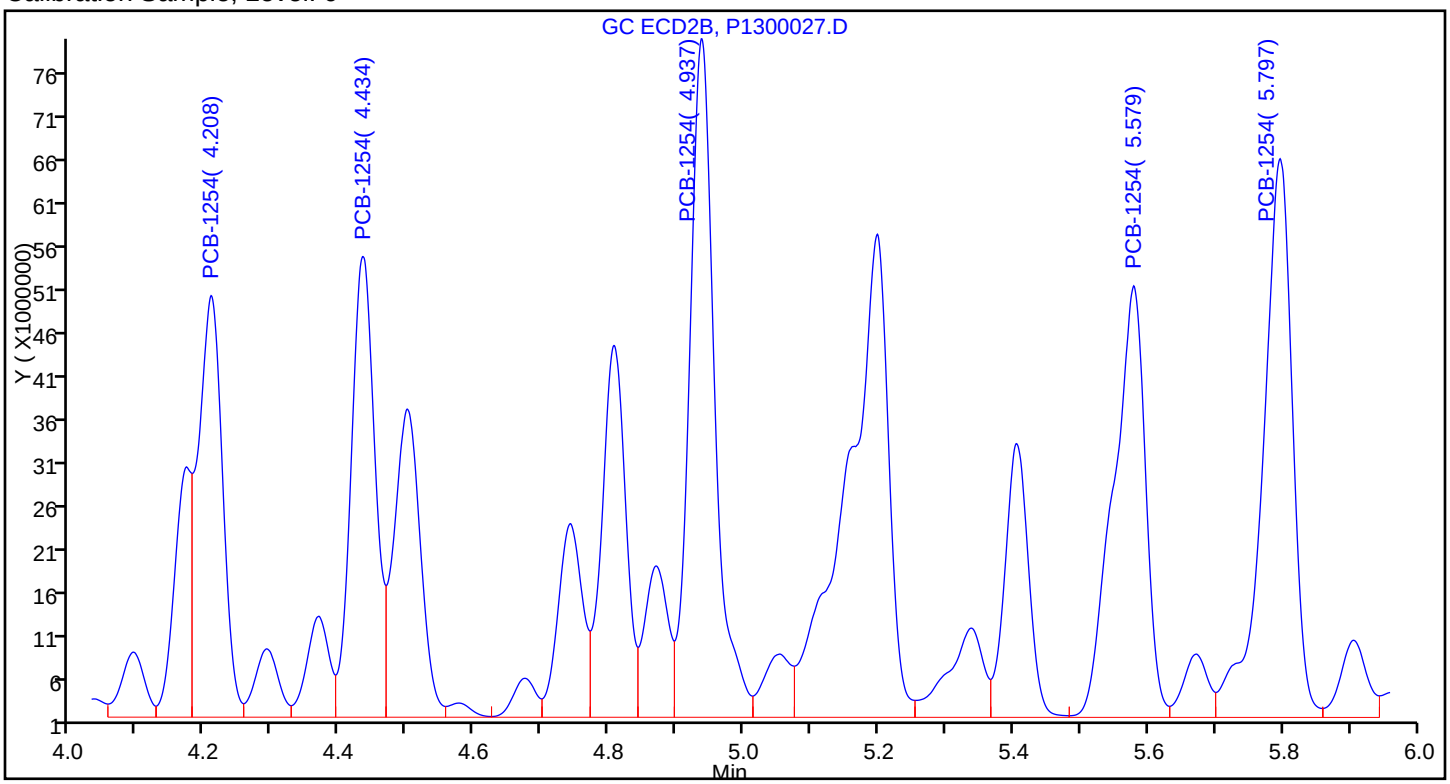

Sample

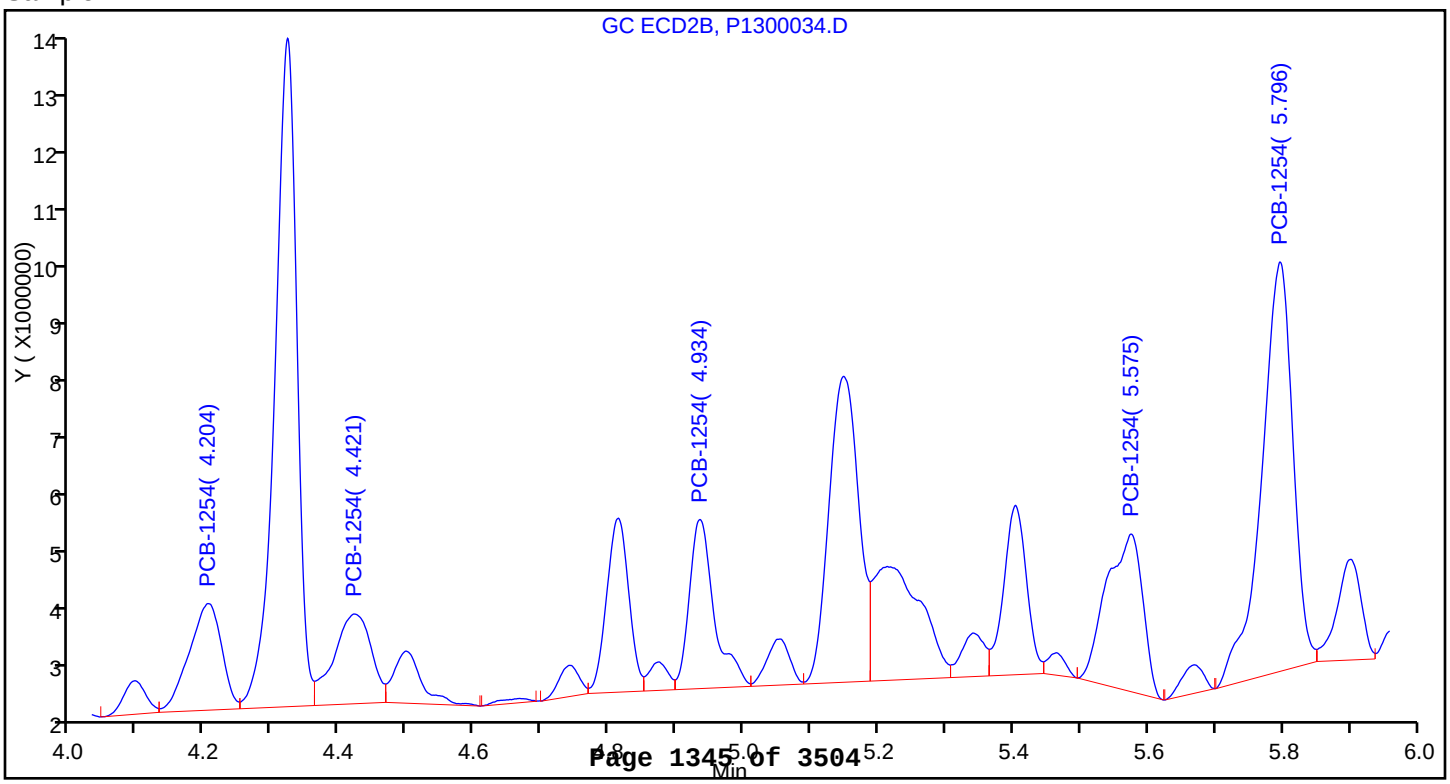

Report Date: 11-May-2015 13:35:39 Chrom Revision: 2.2 09-Apr-2015 10:05:40

TestAmerica Canton

Data File:	\\NCChrom\ChromData\A2HP13\20150430-43120.b\P1300035.D				
Injection Date:	01-May-2015 01:17:12	Instrument ID:	A2HP13		
Lims ID:	240-49697-B-7-A	Lab Sample ID:	240-49697-7		
Client ID:	DR-SB-235-36-39				
Operator ID:		ALS Bottle#:	35	Worklist Smp#:	20
Injection Vol:	1.0 uL	Dil. Factor:	1.0000		
Method:	PCB13	Limit Group:	GC 8082A ICAL		
Column:		Detector	GC ecd2b		

8 PCB-1254, CAS: 11097-69-1

Calibration Sample, Level: 6

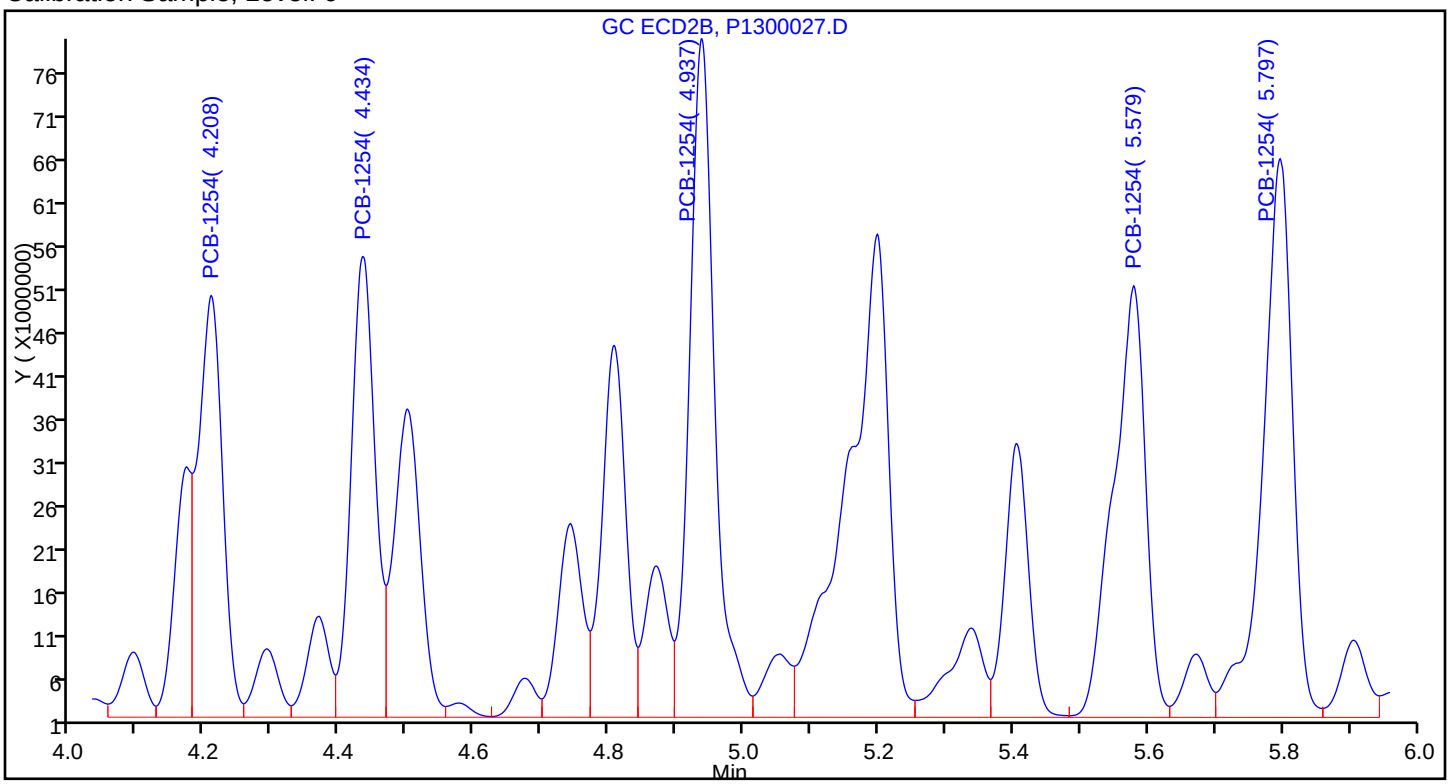

Sample

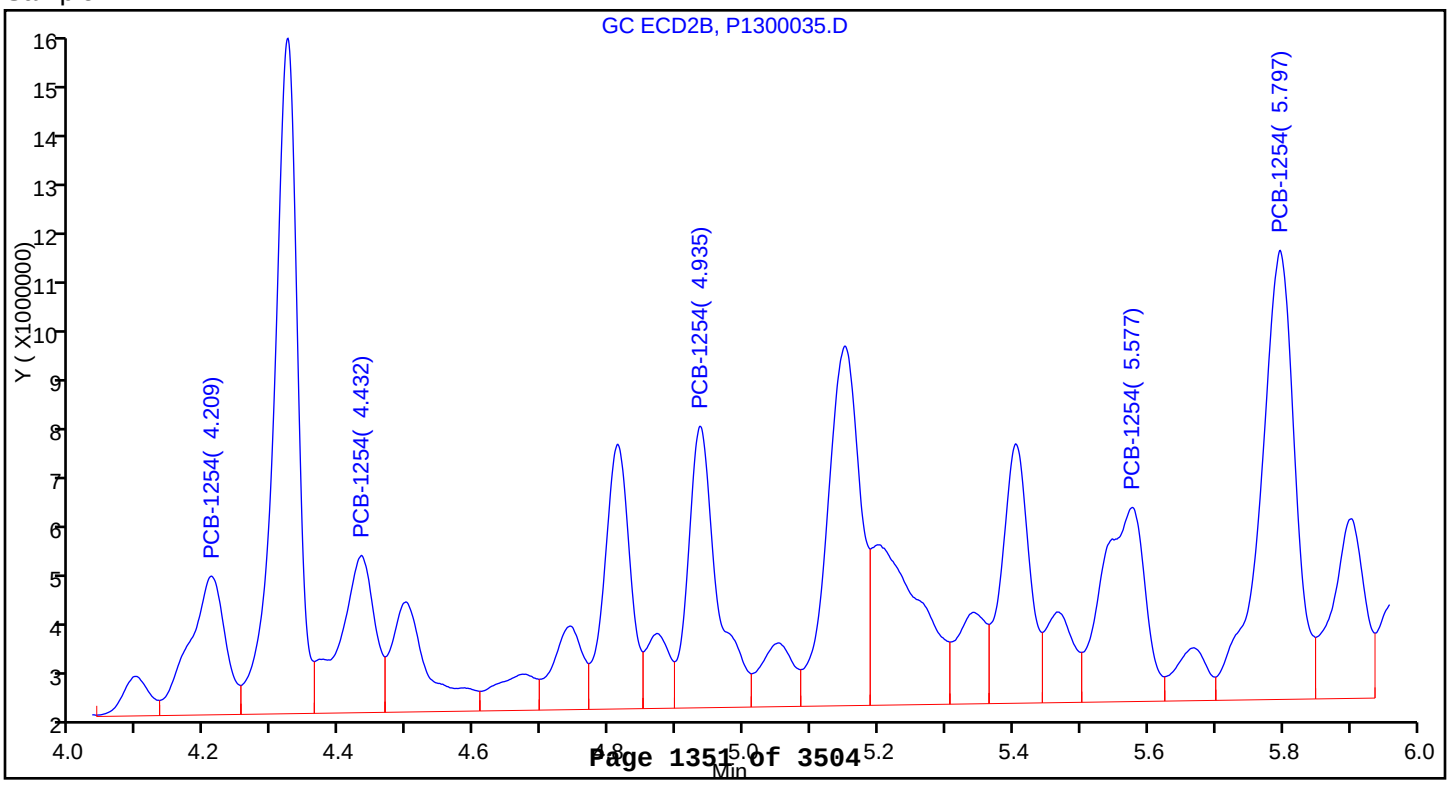

Report Date: 11-May-2015 13:35:48 Chrom Revision: 2.2 09-Apr-2015 10:05:40

TestAmerica Canton

Data File:	\\NCChrom\ChromData\A2HP13\20150430-43120.b\P1300036.D				
Injection Date:	01-May-2015 01:33:32	Instrument ID:	A2HP13		
Lims ID:	240-49697-B-8-A	Lab Sample ID:	240-49697-8		
Client ID:	DR-SB-235-48-51				
Operator ID:		ALS Bottle#:	36	Worklist Smp#:	21
Injection Vol:	1.0 uL	Dil. Factor:	1.0000		
Method:	PCB13	Limit Group:	GC 8082A ICAL		
Column:		Detector	GC ecd2b		

8 PCB-1254, CAS: 11097-69-1

Calibration Sample, Level: 6

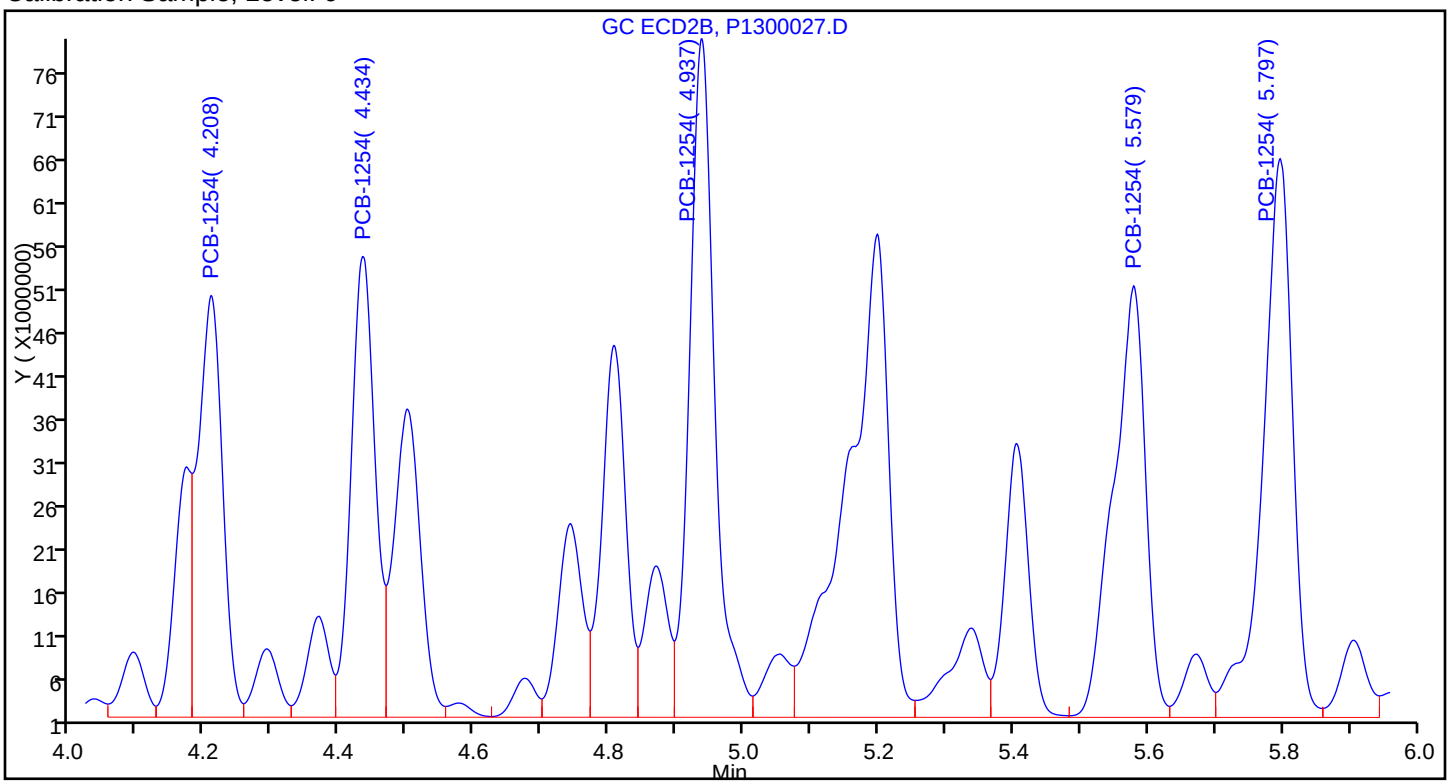

Sample

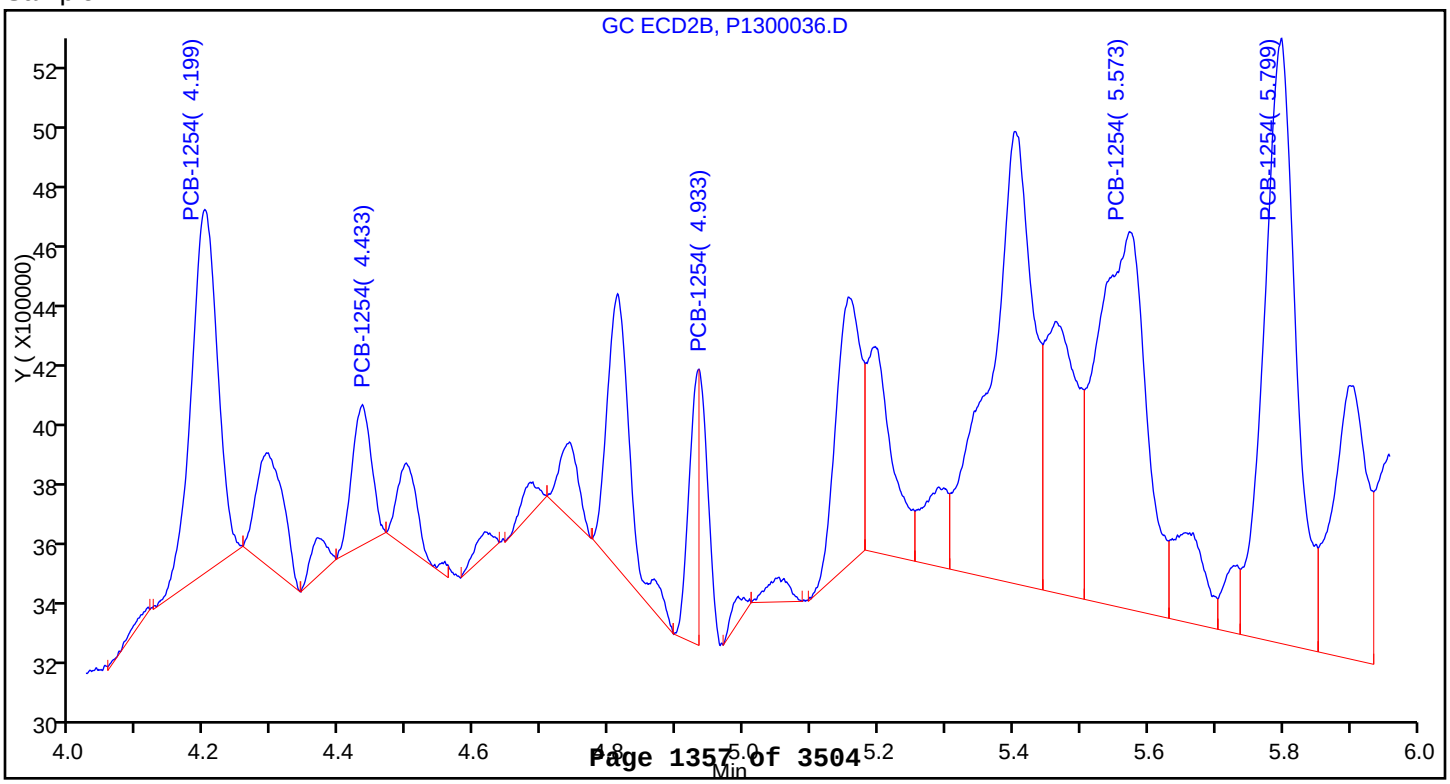

Report Date: 11-May-2015 13:35:57 Chrom Revision: 2.2 09-Apr-2015 10:05:40

TestAmerica Canton

Data File:	\\NCChrom\ChromData\A2HP13\20150430-43120.b\P1300037.D				
Injection Date:	01-May-2015 01:50:01	Instrument ID:	A2HP13		
Lims ID:	240-49697-B-9-A	Lab Sample ID:	240-49697-9		
Client ID:	DR-SB-239-0-3				
Operator ID:		ALS Bottle#:	37	Worklist Smp#:	22
Injection Vol:	1.0 uL	Dil. Factor:	1.0000		
Method:	PCB13	Limit Group:	GC 8082A ICAL		
Column:		Detector	GC ecd2b		

5 PCB-1242, CAS: 53469-21-9

Calibration Sample, Level: 6

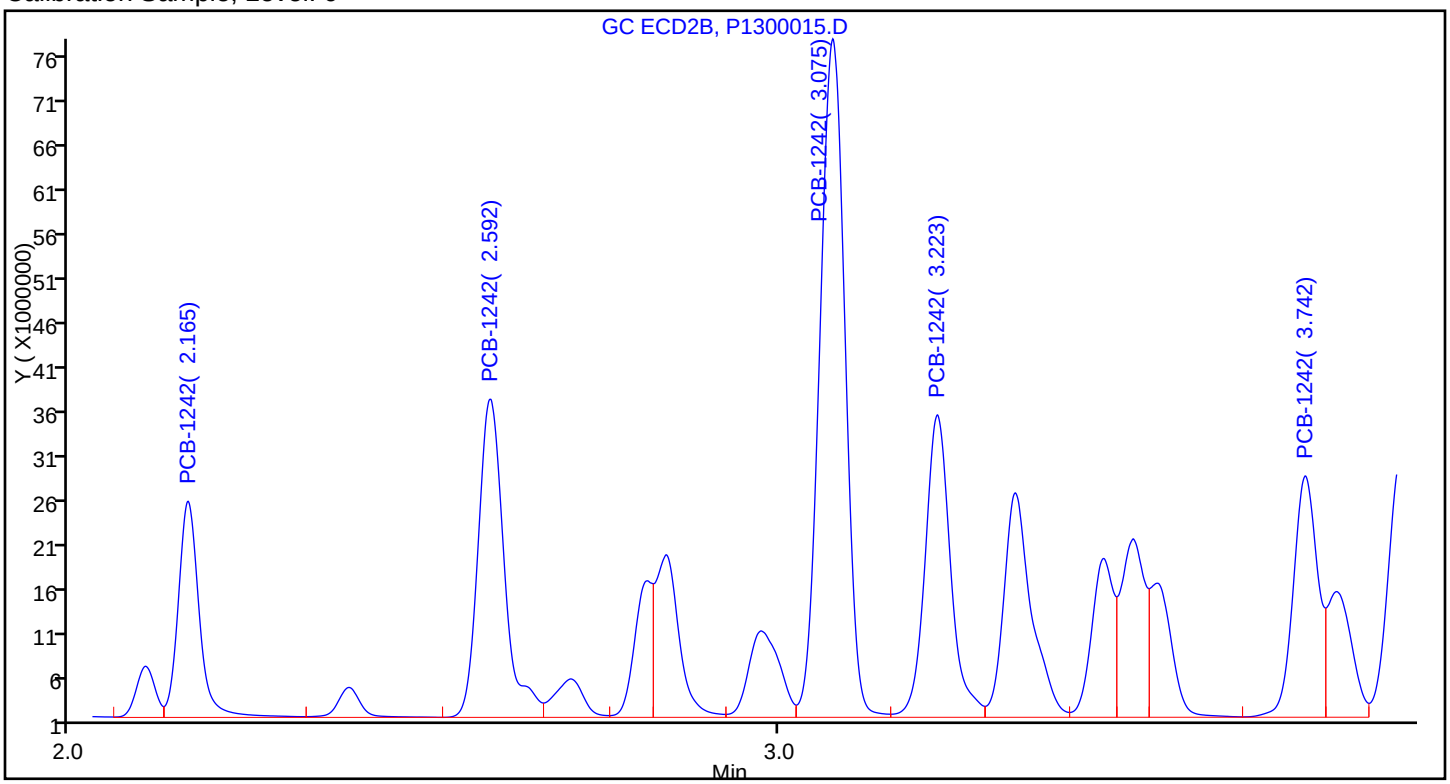

Sample

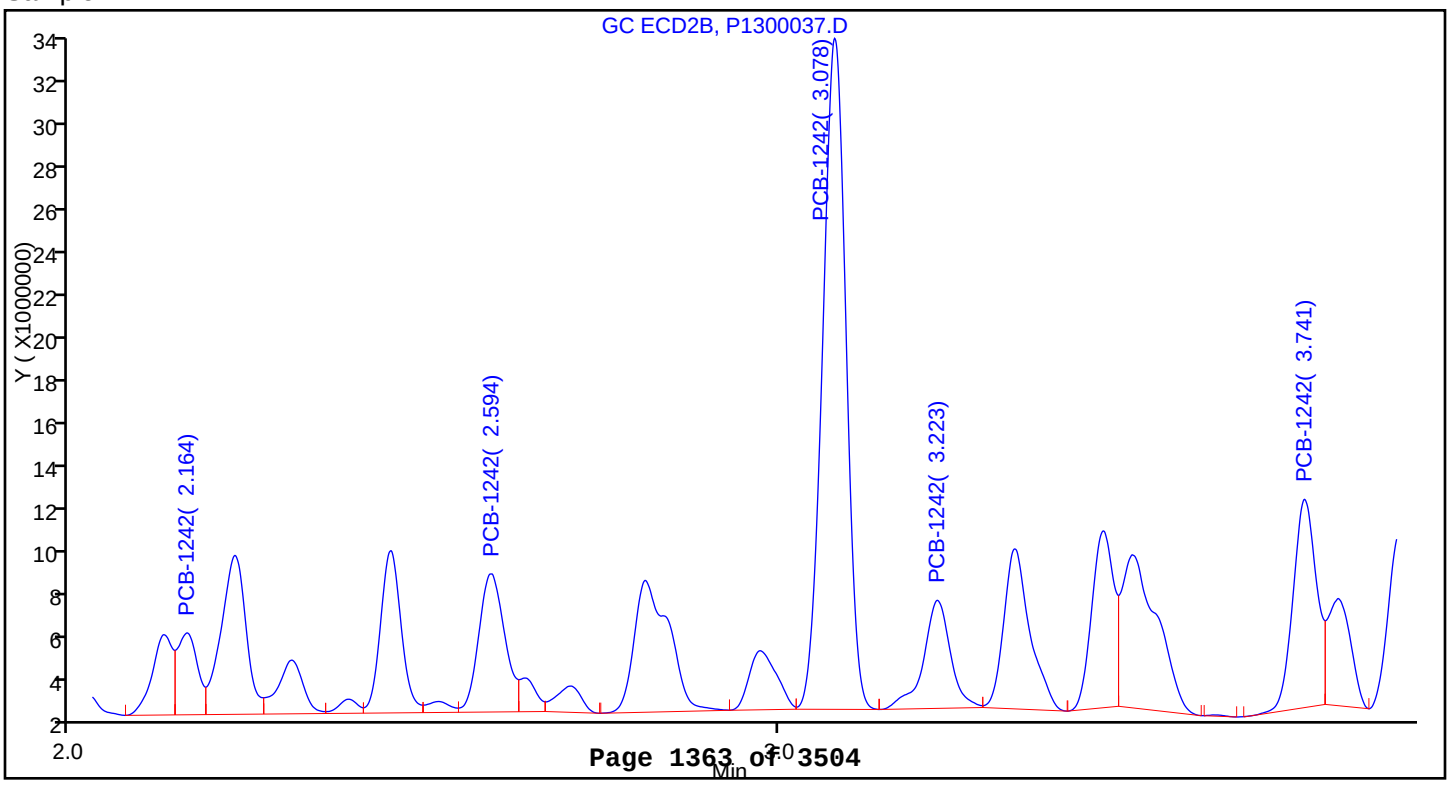

Report Date: 11-May-2015 13:35:57 Chrom Revision: 2.2 09-Apr-2015 10:05:40

TestAmerica Canton

Data File:	\\NCChrom\ChromData\A2HP13\20150430-43120.b\P1300037.D				
Injection Date:	01-May-2015 01:50:01	Instrument ID:	A2HP13		
Lims ID:	240-49697-B-9-A	Lab Sample ID:	240-49697-9		
Client ID:	DR-SB-239-0-3				
Operator ID:		ALS Bottle#:	37	Worklist Smp#:	22
Injection Vol:	1.0 uL	Dil. Factor:	1.0000		
Method:	PCB13	Limit Group:	GC 8082A ICAL		
Column:		Detector	GC ecd2b		

8 PCB-1254, CAS: 11097-69-1

Calibration Sample, Level: 6

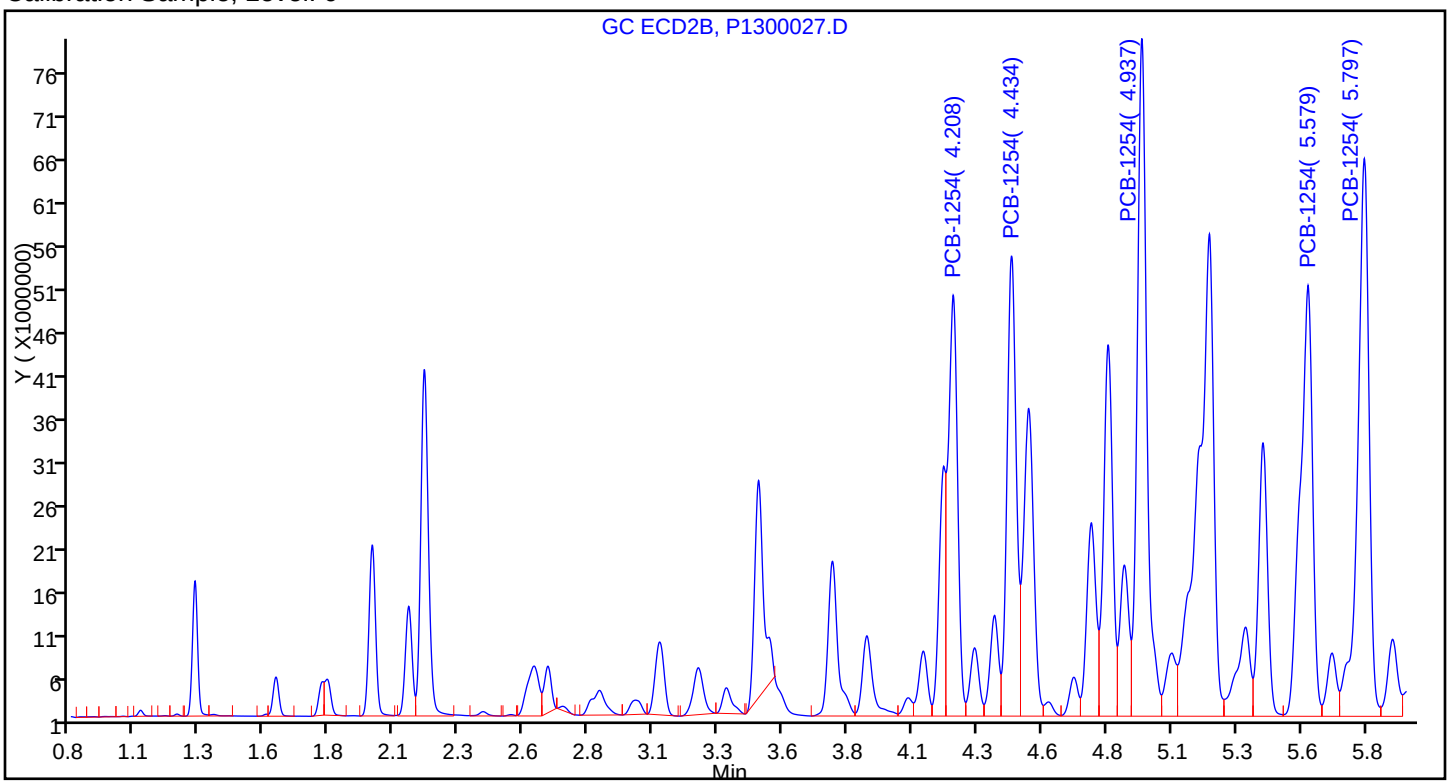

Sample

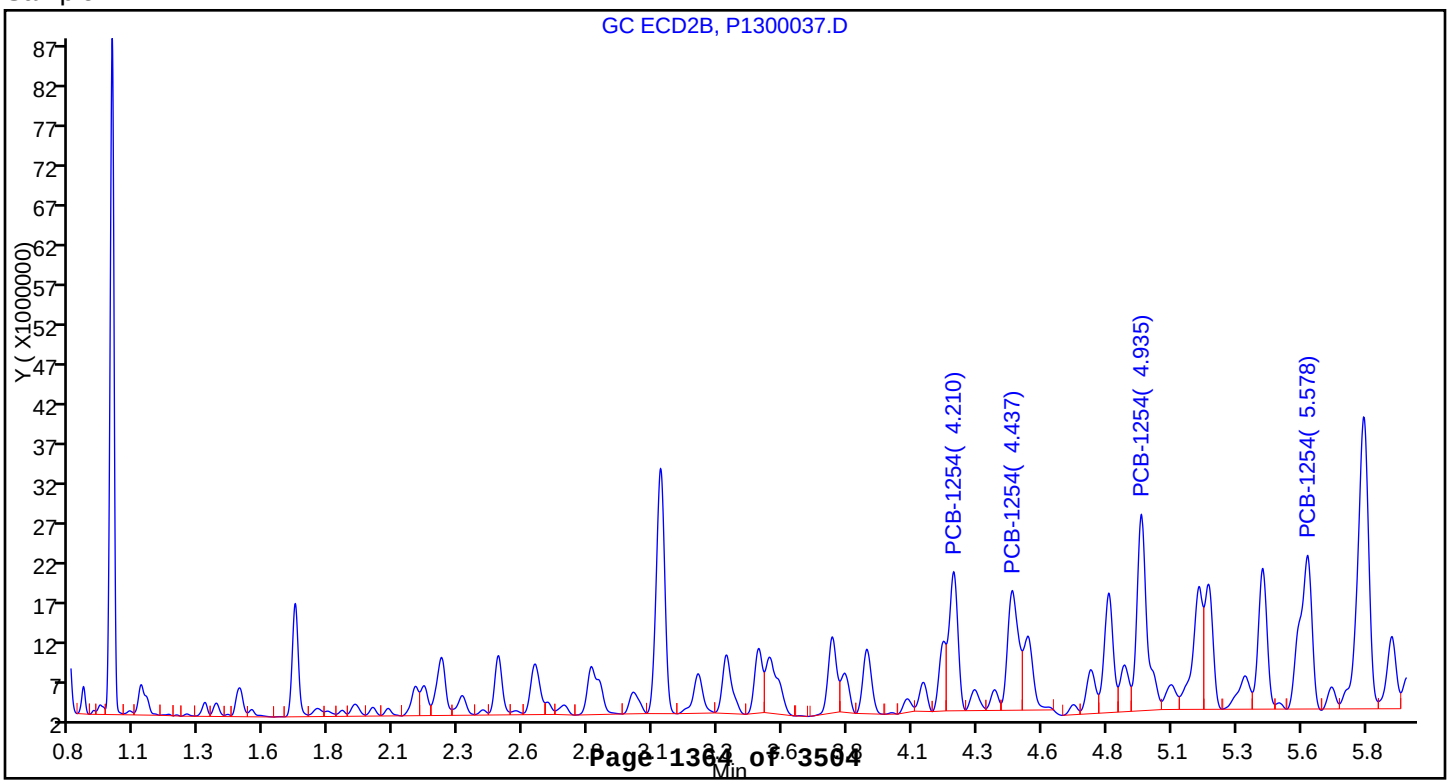

Report Date: 11-May-2015 13:36:07 Chrom Revision: 2.2 09-Apr-2015 10:05:40

TestAmerica Canton

Data File:	\\NCChrom\ChromData\A2HP13\20150430-43120.b\P1300038.D				
Injection Date:	01-May-2015 02:06:22	Instrument ID:	A2HP13		
Lims ID:	240-49697-B-10-A	Lab Sample ID:	240-49697-10		
Client ID:	DR-SB-239-24-27				
Operator ID:		ALS Bottle#:	38	Worklist Smp#:	23
Injection Vol:	1.0 uL	Dil. Factor:	1.0000		
Method:	PCB13	Limit Group:	GC 8082A ICAL		
Column:		Detector	GC ecd2b		

5 PCB-1242, CAS: 53469-21-9

Calibration Sample, Level: 6

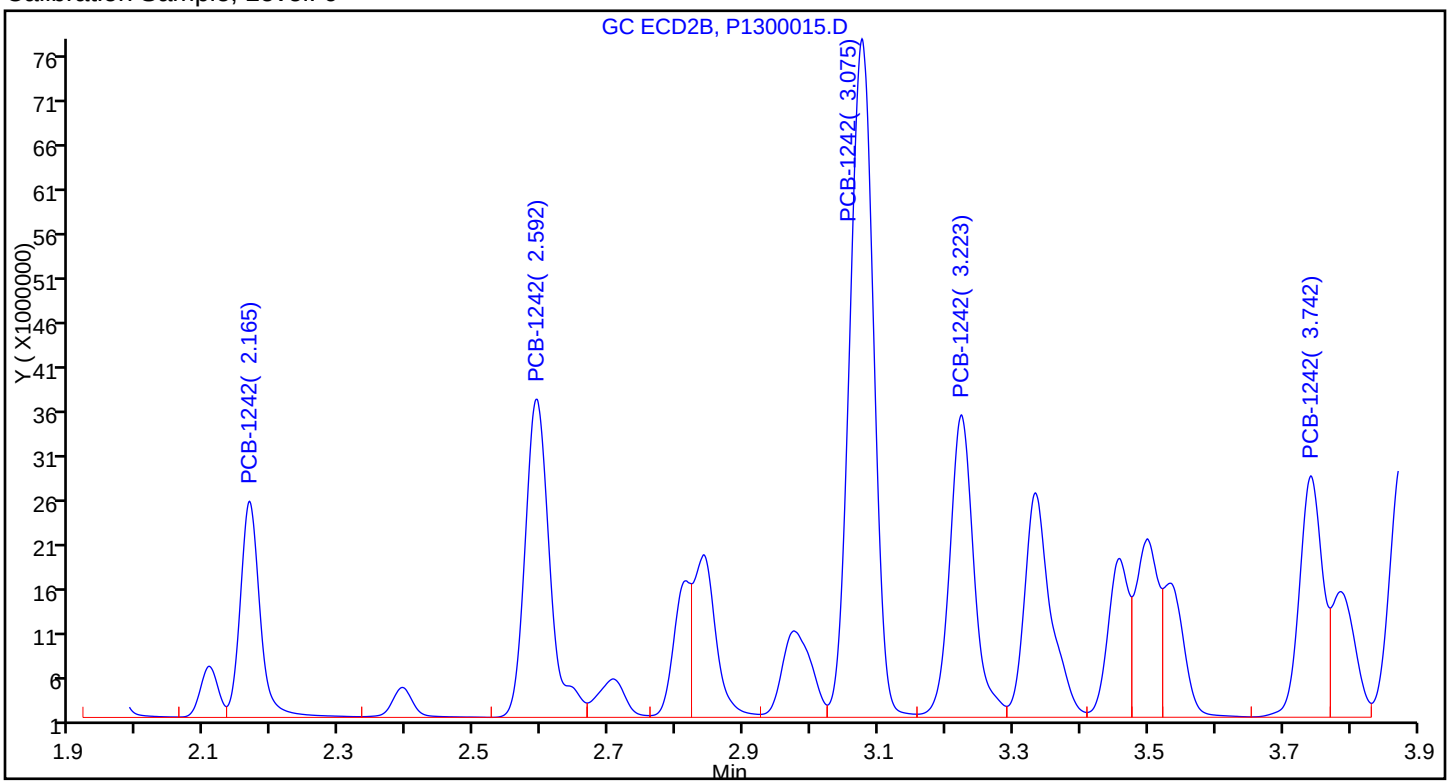

Sample

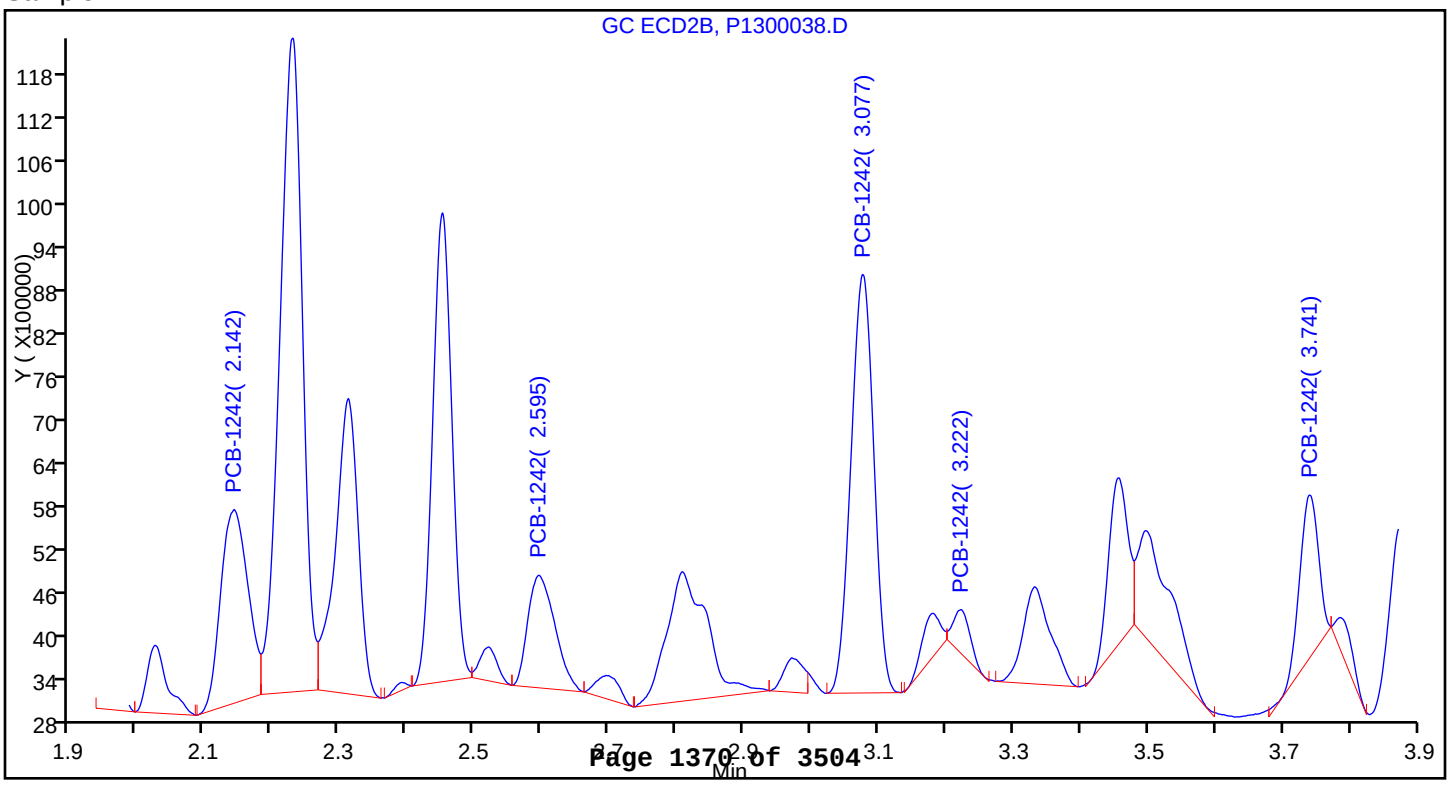

Report Date: 11-May-2015 13:36:07 Chrom Revision: 2.2 09-Apr-2015 10:05:40

TestAmerica Canton

Data File:	\\NCChrom\ChromData\A2HP13\20150430-43120.b\P1300038.D				
Injection Date:	01-May-2015 02:06:22	Instrument ID:	A2HP13		
Lims ID:	240-49697-B-10-A	Lab Sample ID:	240-49697-10		
Client ID:	DR-SB-239-24-27				
Operator ID:		ALS Bottle#:	38	Worklist Smp#:	23
Injection Vol:	1.0 uL	Dil. Factor:	1.0000		
Method:	PCB13	Limit Group:	GC 8082A ICAL		
Column:		Detector	GC ecd2b		

10 PCB-1260, CAS: 11096-82-5

Calibration Sample, Level: 6

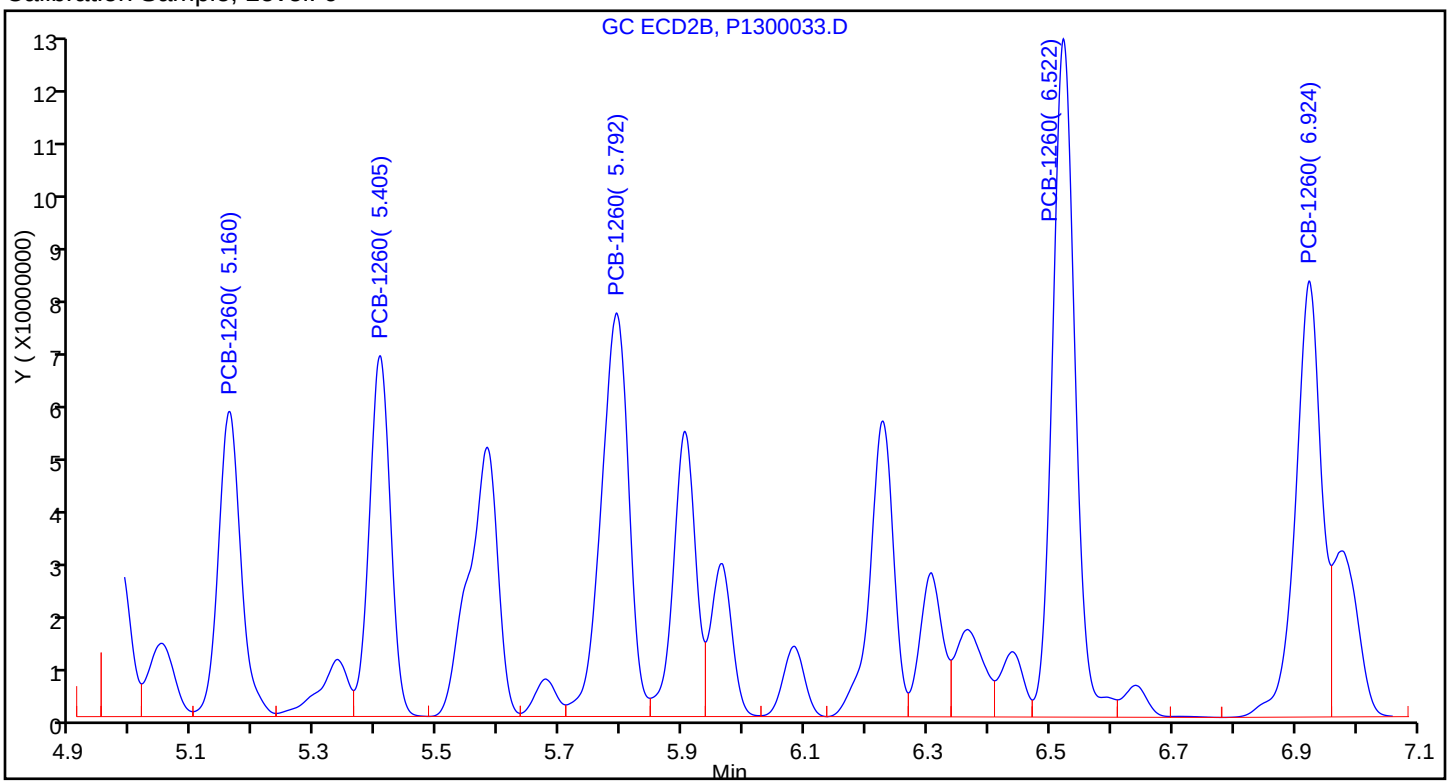

Sample

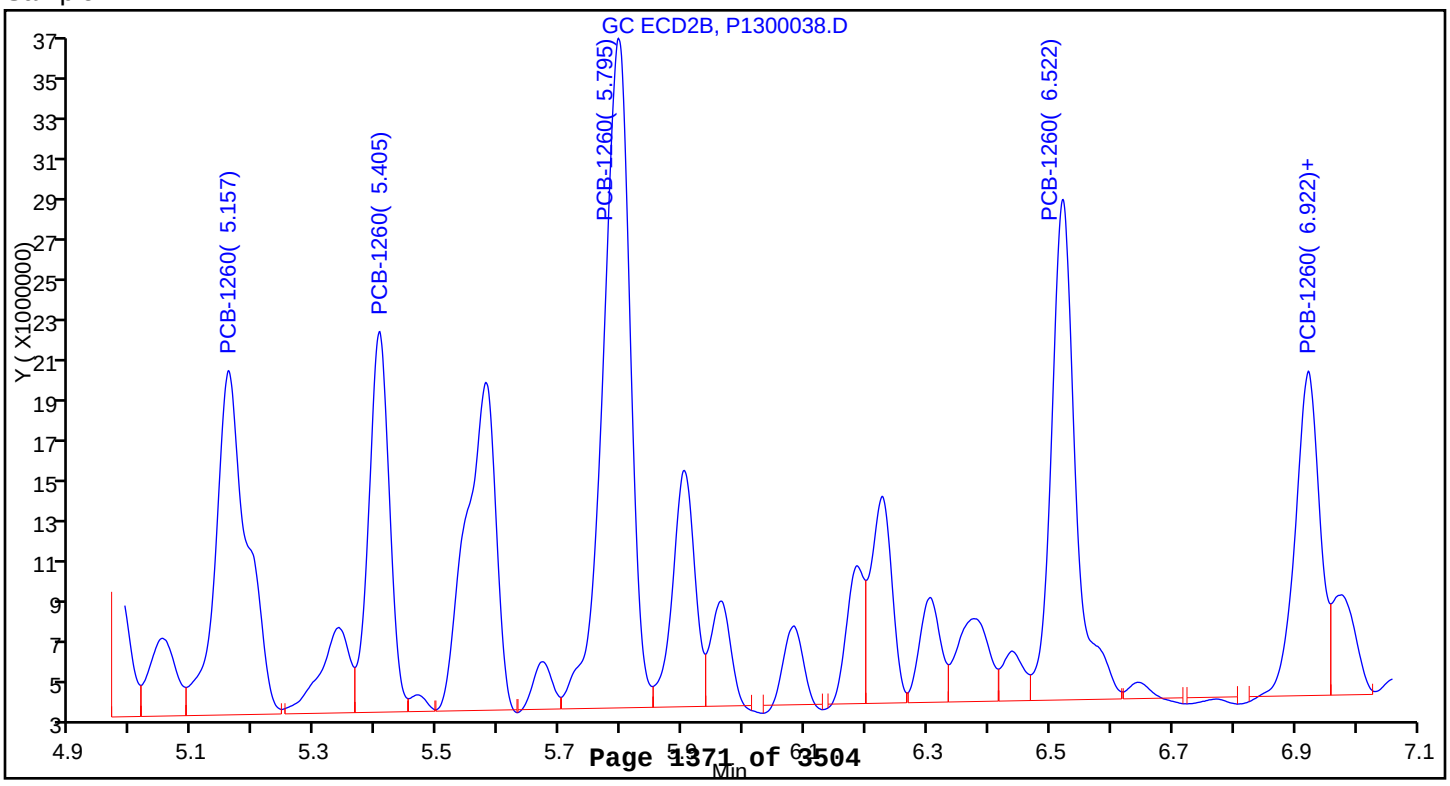

Report Date: 11-May-2015 13:36:15 Chrom Revision: 2.2 09-Apr-2015 10:05:40

TestAmerica Canton

Data File:	\\NCChrom\ChromData\A2HP13\20150430-43120.b\P1300039.D				
Injection Date:	01-May-2015 02:22:47	Instrument ID:	A2HP13		
Lims ID:	240-49697-B-11-A	Lab Sample ID:	240-49697-11		
Client ID:	DR-SB-239-36-39				
Operator ID:		ALS Bottle#:	39	Worklist Smp#:	24
Injection Vol:	1.0 uL	Dil. Factor:	1.0000		
Method:	PCB13	Limit Group:	GC 8082A ICAL		
Column:		Detector	GC ecd2b		

10 PCB-1260, CAS: 11096-82-5

Calibration Sample, Level: 6

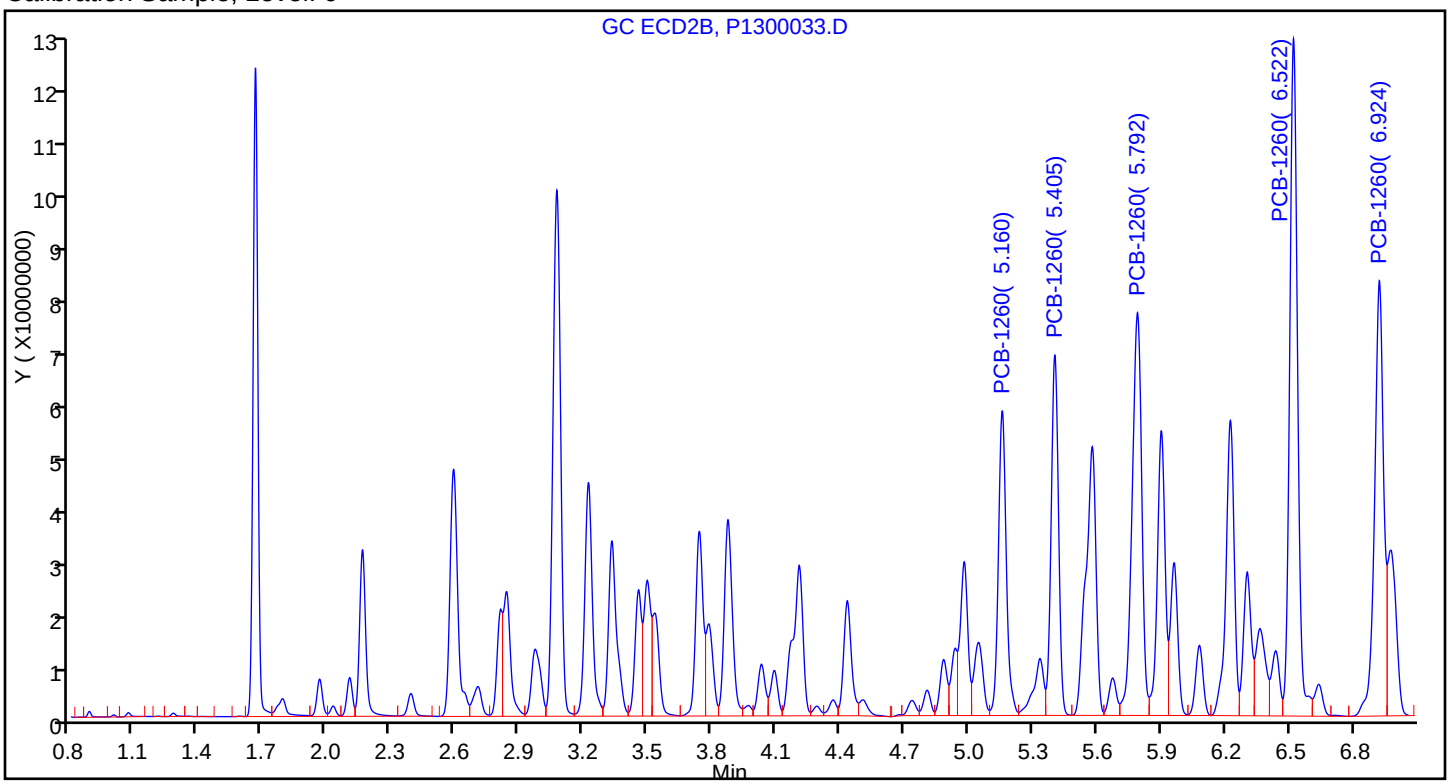

Sample

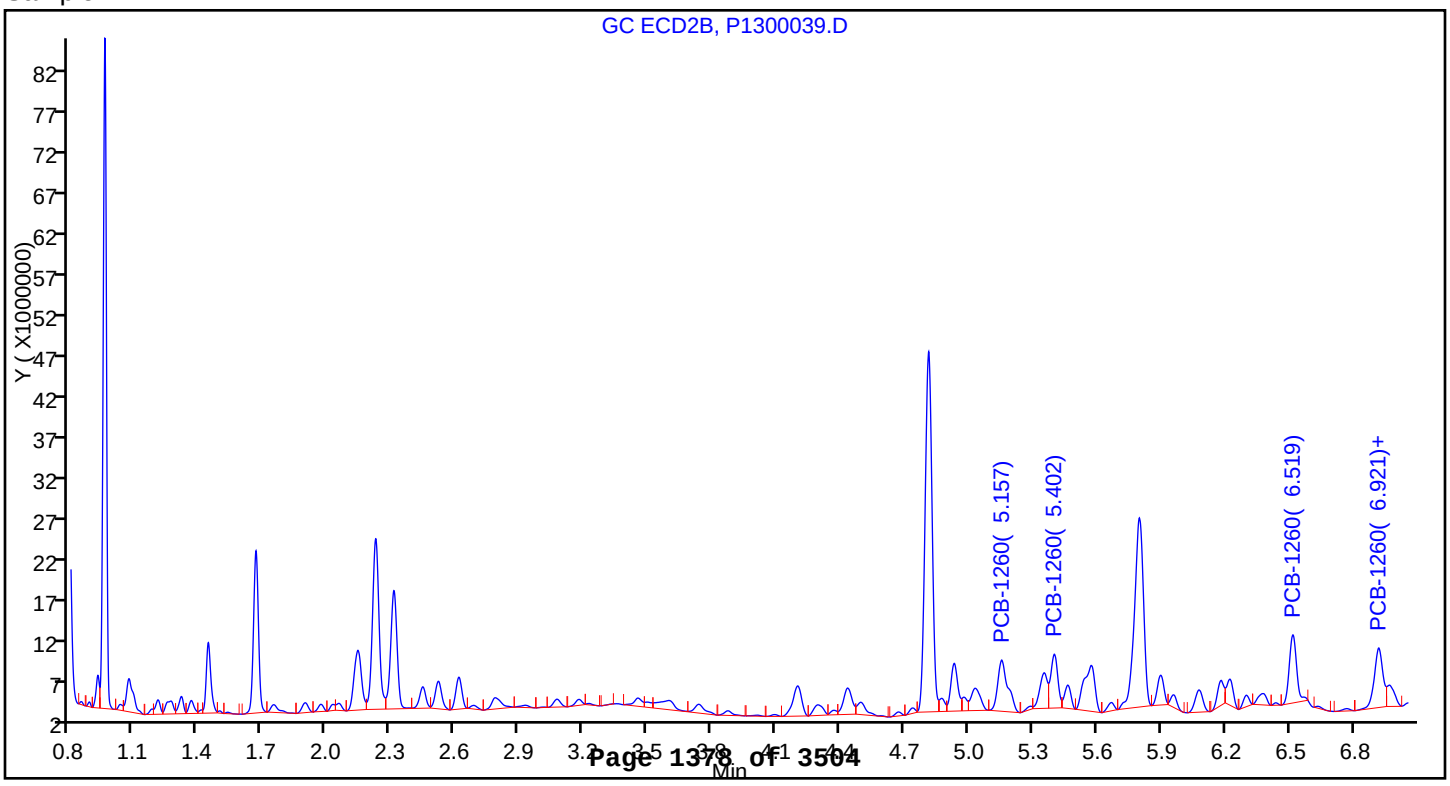

Report Date: 06-May-2015 08:58:20 Chrom Revision: 2.2 09-Apr-2015 10:05:40

TestAmerica Canton

Data File:	\\NCChrom\ChromData\A2HP13\20150505-43266.b\P1300030.D				
Injection Date:	05-May-2015 21:50:07	Instrument ID:	A2HP13		
Lims ID:	240-49697-B-12-A	Lab Sample ID:	240-49697-12		
Client ID:	DR-SB-239-48-51				
Operator ID:		ALS Bottle#:	30	Worklist Smp#:	8
Injection Vol:	1.0 uL	Dil. Factor:	1.0000		
Method:	PCB13	Limit Group:	GC 8082A ICAL		
Column:		Detector	GC ecd2b		

8 PCB-1254, CAS: 11097-69-1

Calibration Sample, Level: 6

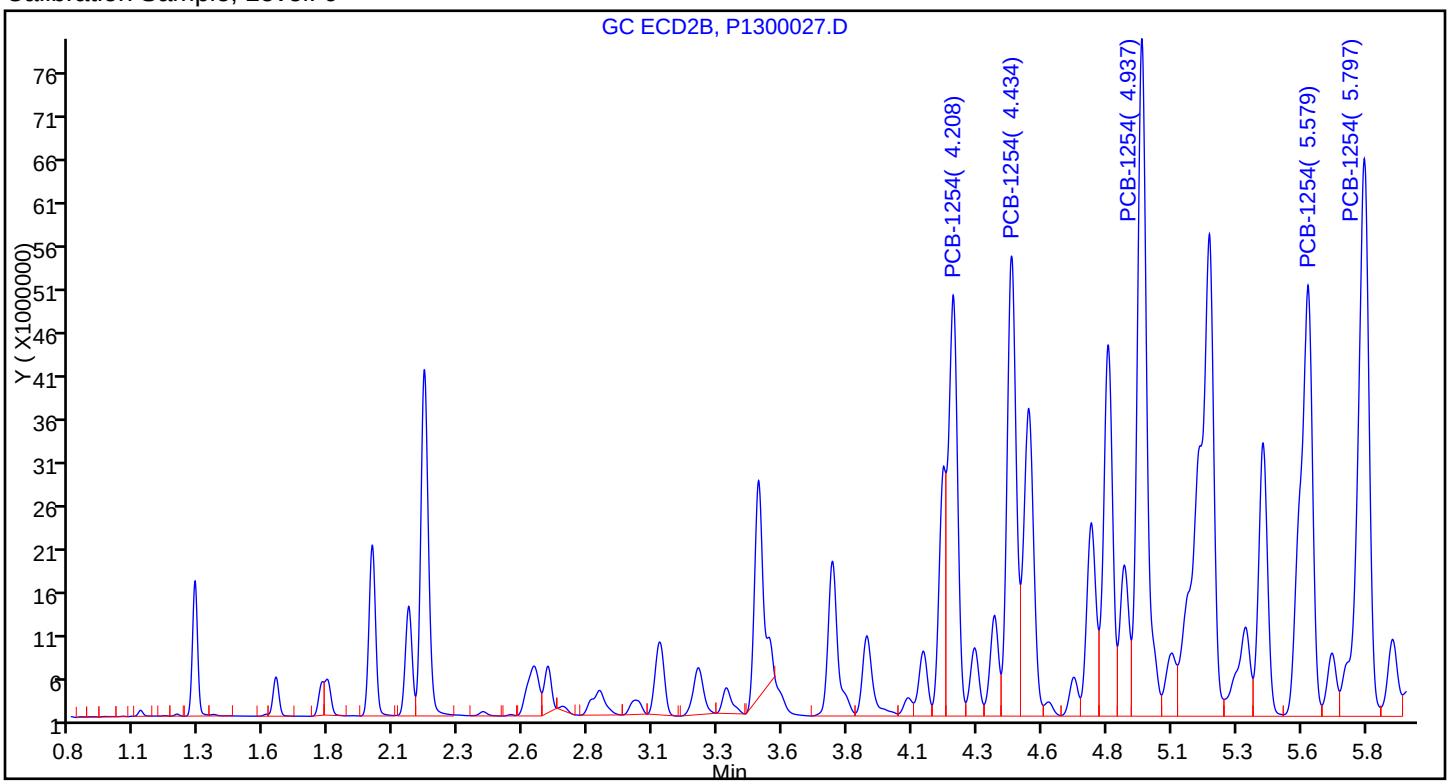

Sample

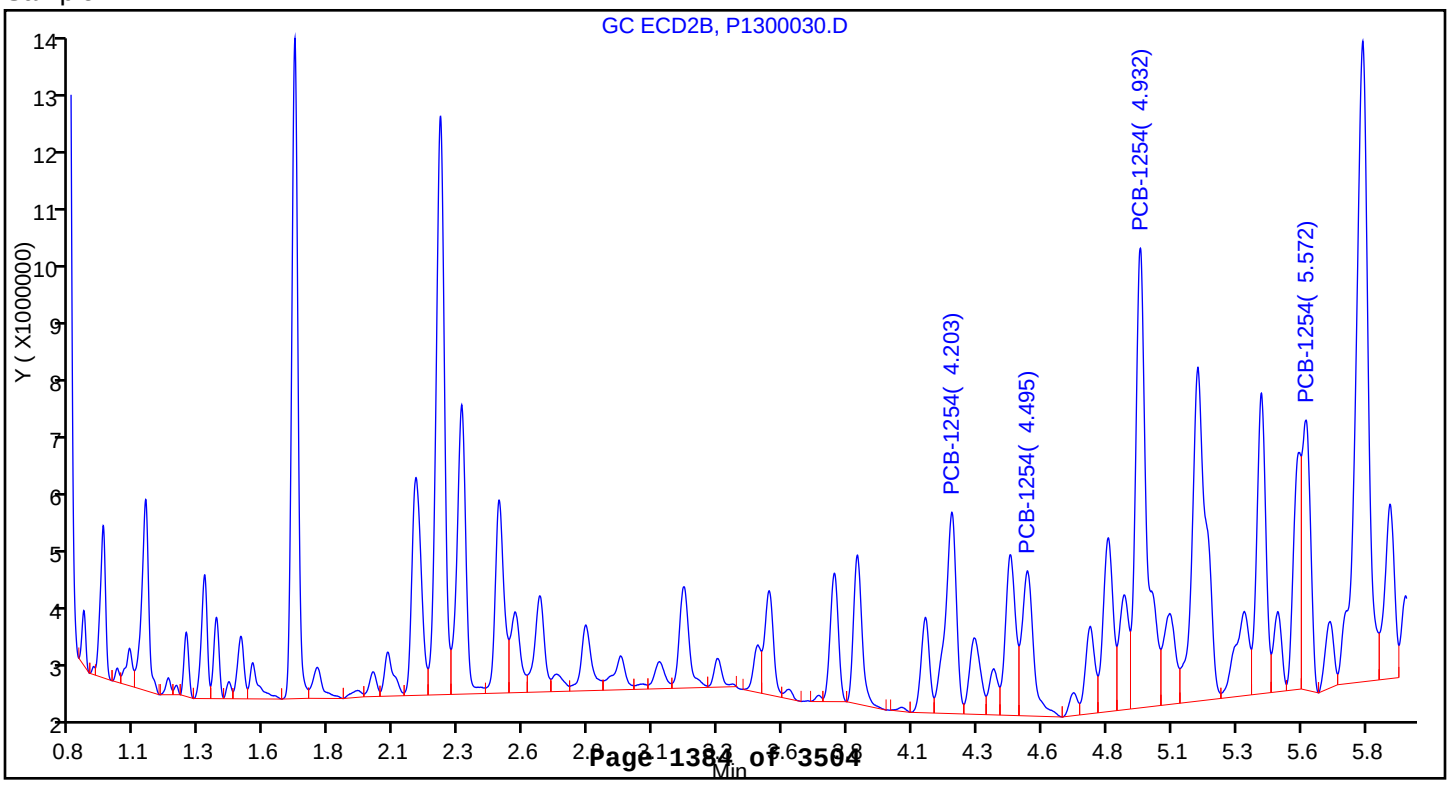

Report Date: 11-May-2015 14:49:19 Chrom Revision: 2.2 09-Apr-2015 10:05:40

TestAmerica Canton

Data File:	\\NCChrom\ChromData\A2HP13\20150501-43173.b\P1300040.D				
Injection Date:	03-May-2015 23:42:29	Instrument ID:	A2HP13		
Lims ID:	240-49697-B-13-A	Lab Sample ID:	240-49697-13		
Client ID:	DR-SB-244-0-3				
Operator ID:		ALS Bottle#:	40	Worklist Smp#:	4
Injection Vol:	1.0 uL	Dil. Factor:	1.0000		
Method:	PCB13	Limit Group:	GC 8082A ICAL		
Column:		Detector	GC ecd2b		

8 PCB-1254, CAS: 11097-69-1

Calibration Sample, Level: 6

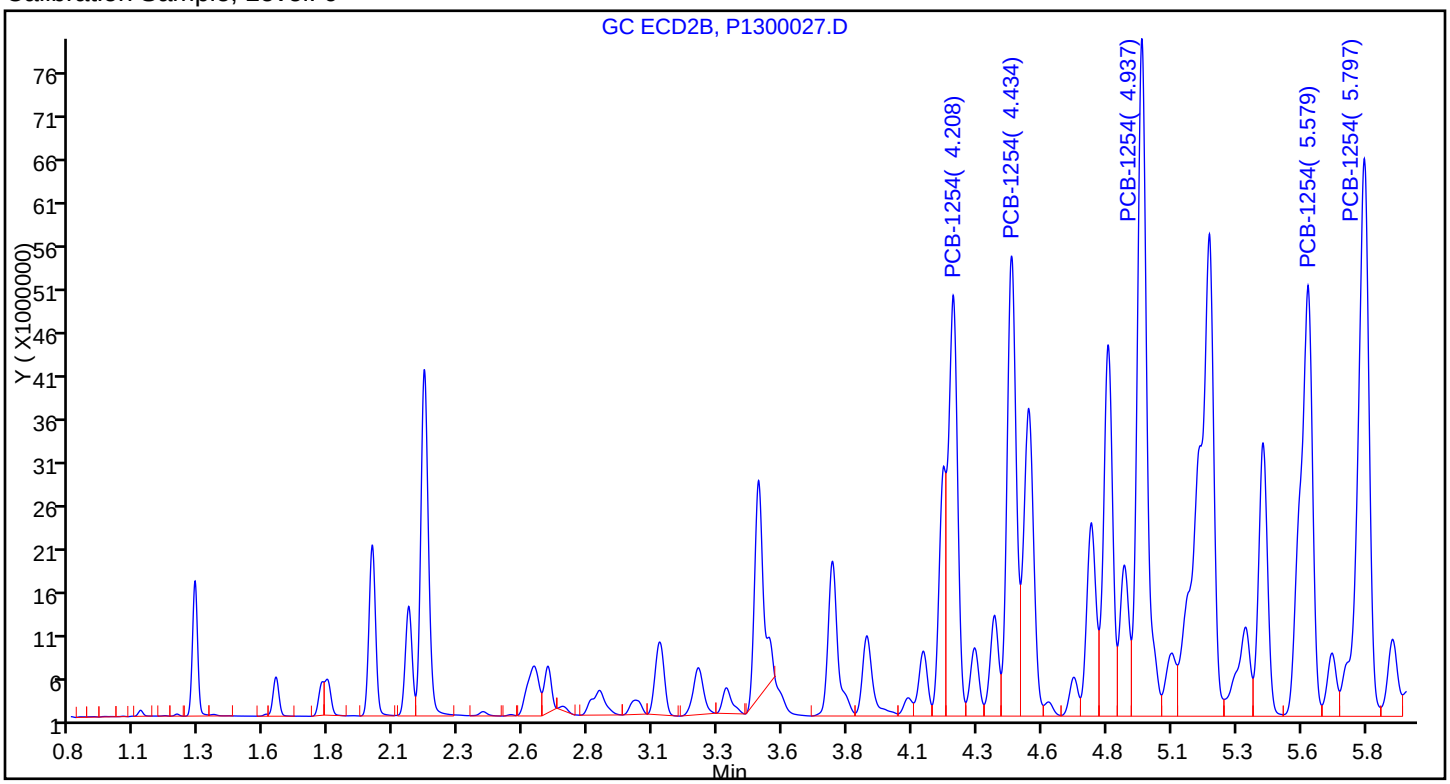

Sample

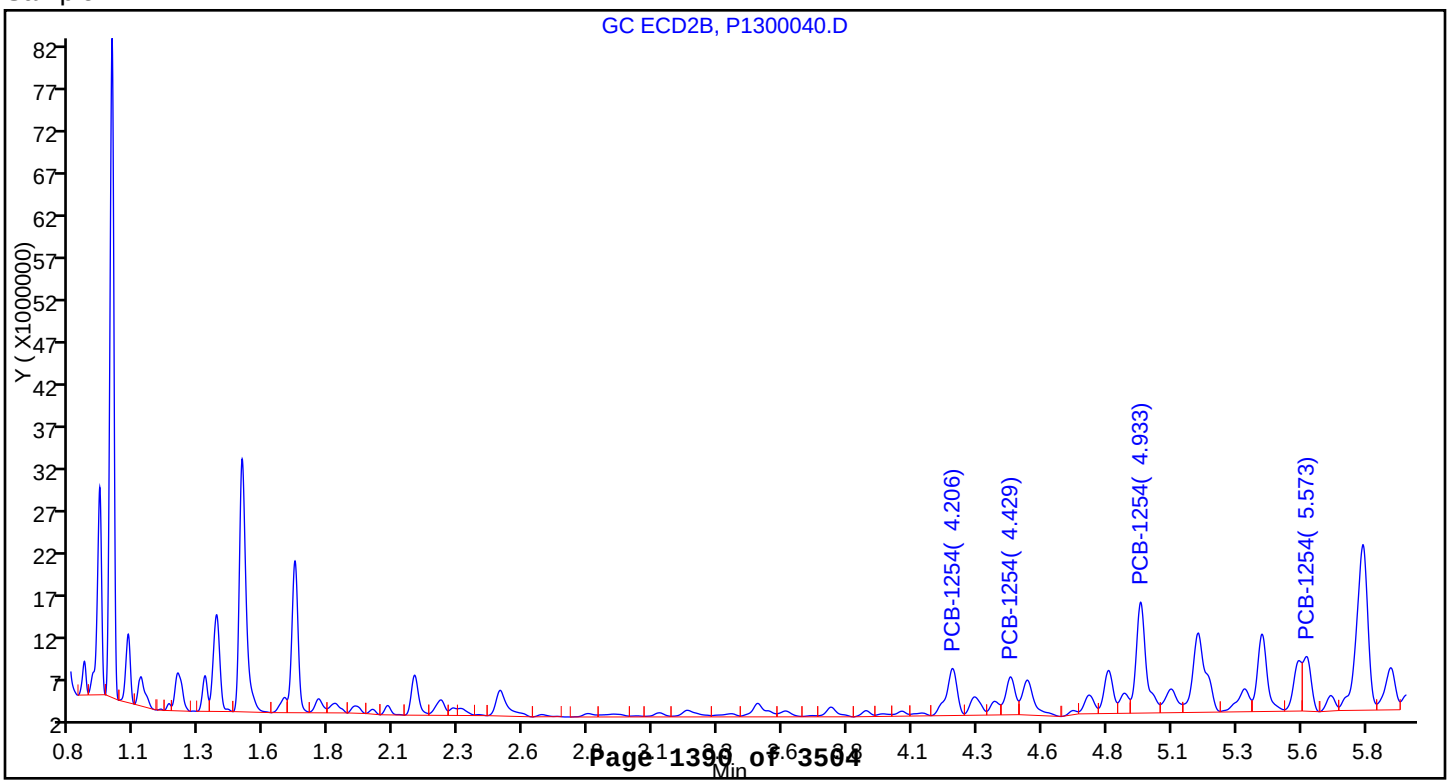

Report Date: 11-May-2015 14:53:27 Chrom Revision: 2.2 09-Apr-2015 10:05:40

TestAmerica Canton

Data File:	\\NCChrom\ChromData\A2HP13\20150506-43325.b\P1300044.D				
Injection Date:	06-May-2015 19:23:10	Instrument ID:	A2HP13		
Lims ID:	240-49697-B-14-A	Lab Sample ID:	240-49697-14		
Client ID:	DR-SB-244-24-27				
Operator ID:		ALS Bottle#:	44	Worklist Smp#:	5
Injection Vol:	1.0 uL	Dil. Factor:	5.0000		
Method:	PCB13	Limit Group:	GC 8082A ICAL		
Column:		Detector	GC ecd2b		

8 PCB-1254, CAS: 11097-69-1

Calibration Sample, Level: 6

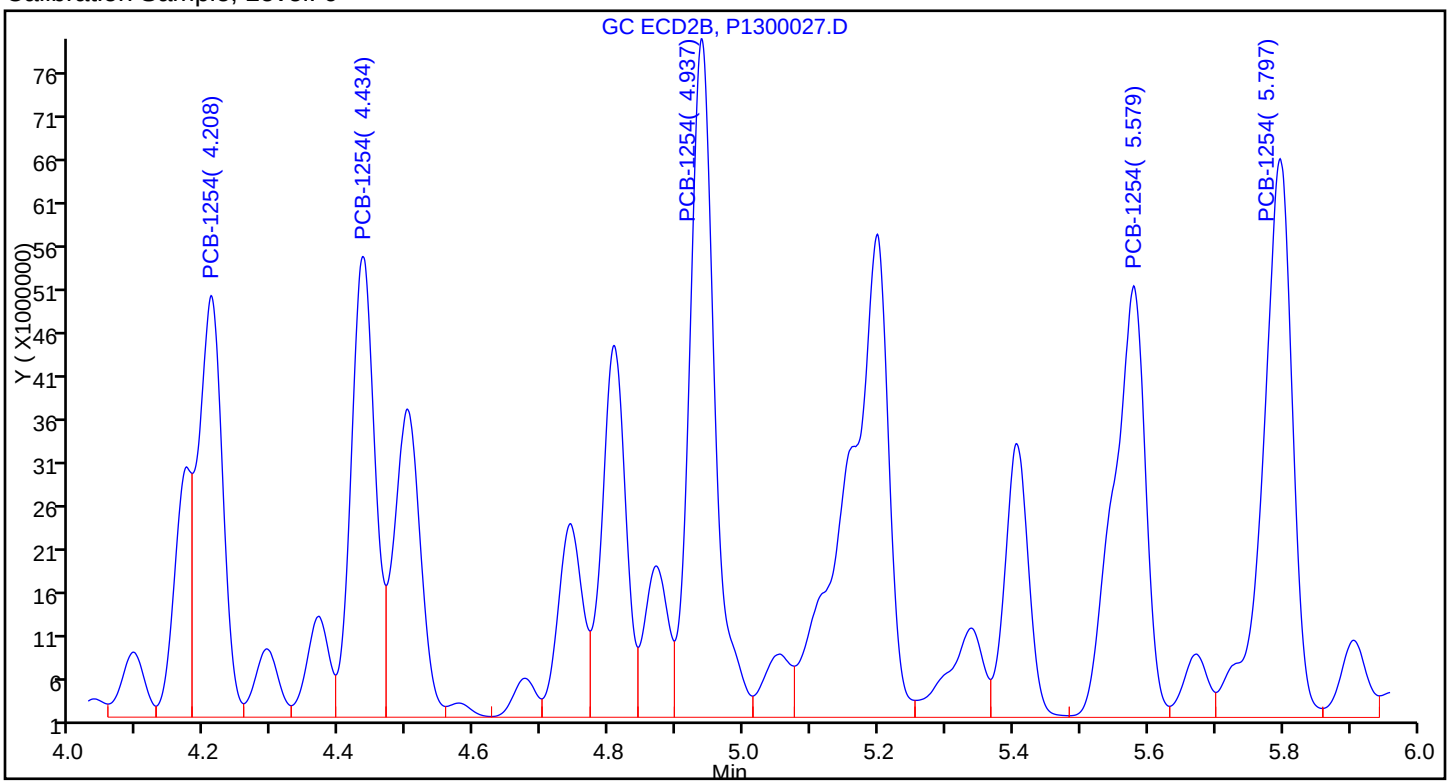

Sample

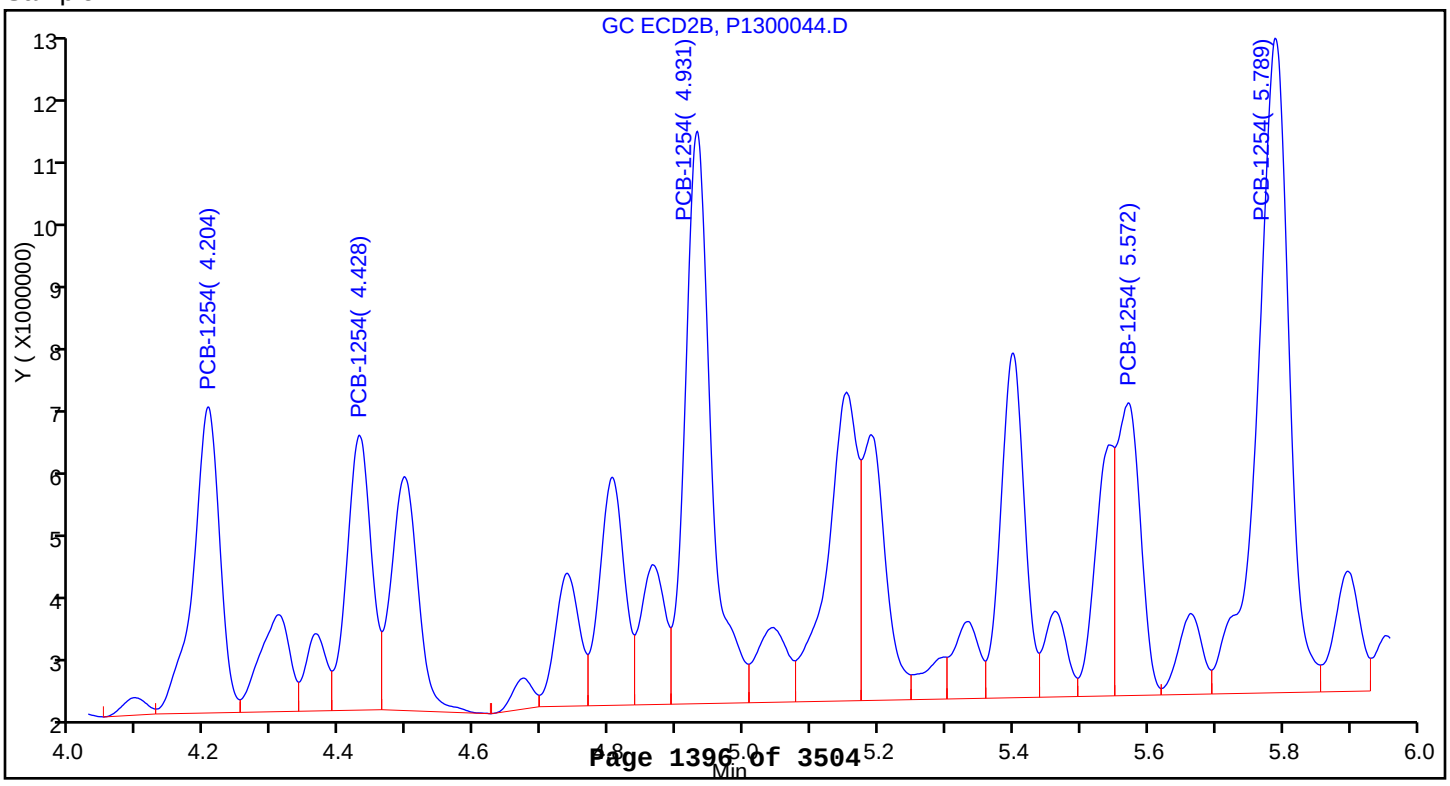

Report Date: 11-May-2015 14:49:33 Chrom Revision: 2.2 09-Apr-2015 10:05:40

TestAmerica Canton

Data File:	\\NCChrom\ChromData\A2HP13\20150501-43173.b\P1300042.D				
Injection Date:	04-May-2015 00:15:25	Instrument ID:	A2HP13		
Lims ID:	240-49697-B-15-A	Lab Sample ID:	240-49697-15		
Client ID:	DR-SB-244-36-39				
Operator ID:		ALS Bottle#:	42	Worklist Smp#:	6
Injection Vol:	1.0 uL	Dil. Factor:	1.0000		
Method:	PCB13	Limit Group:	GC 8082A ICAL		
Column:		Detector	GC ecd2b		

10 PCB-1260, CAS: 11096-82-5

Calibration Sample, Level: 6

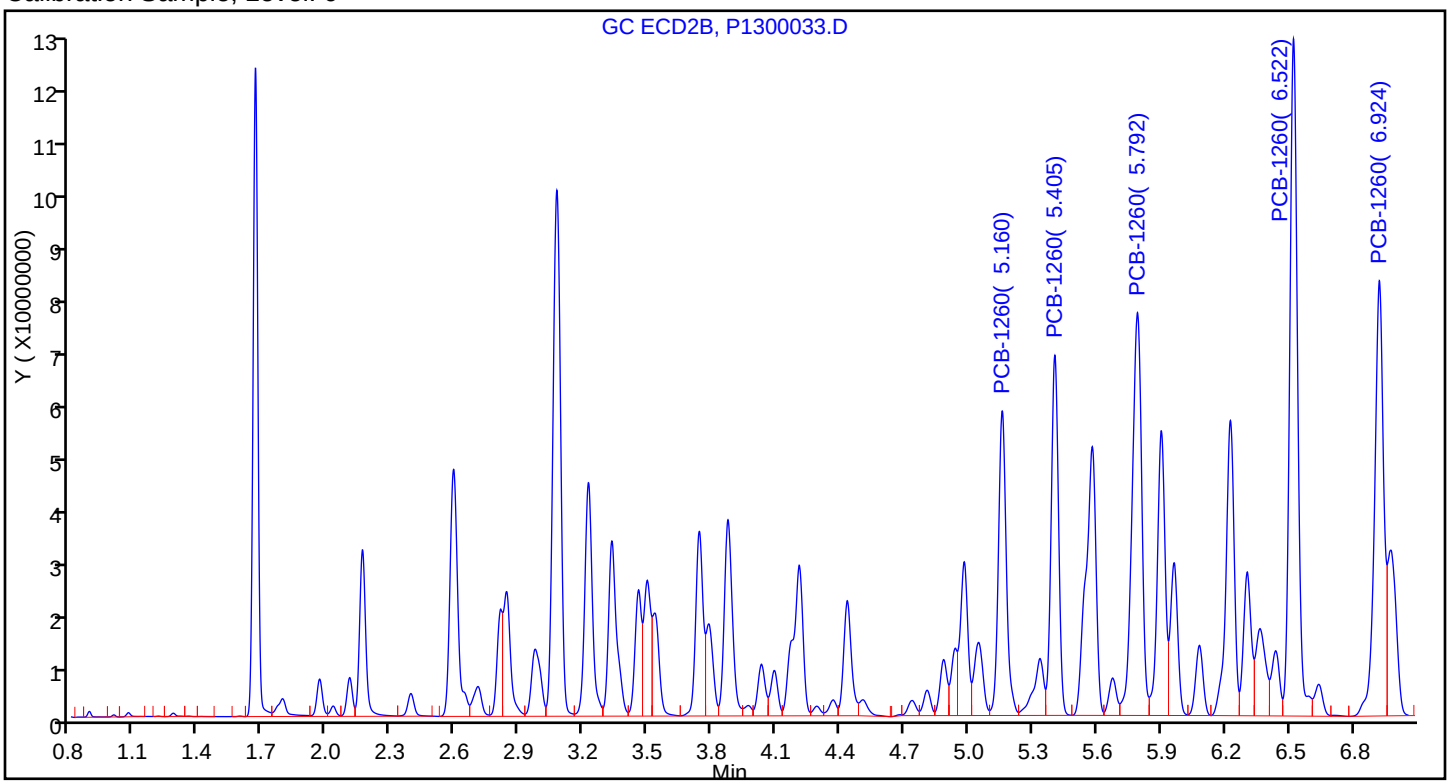

Sample

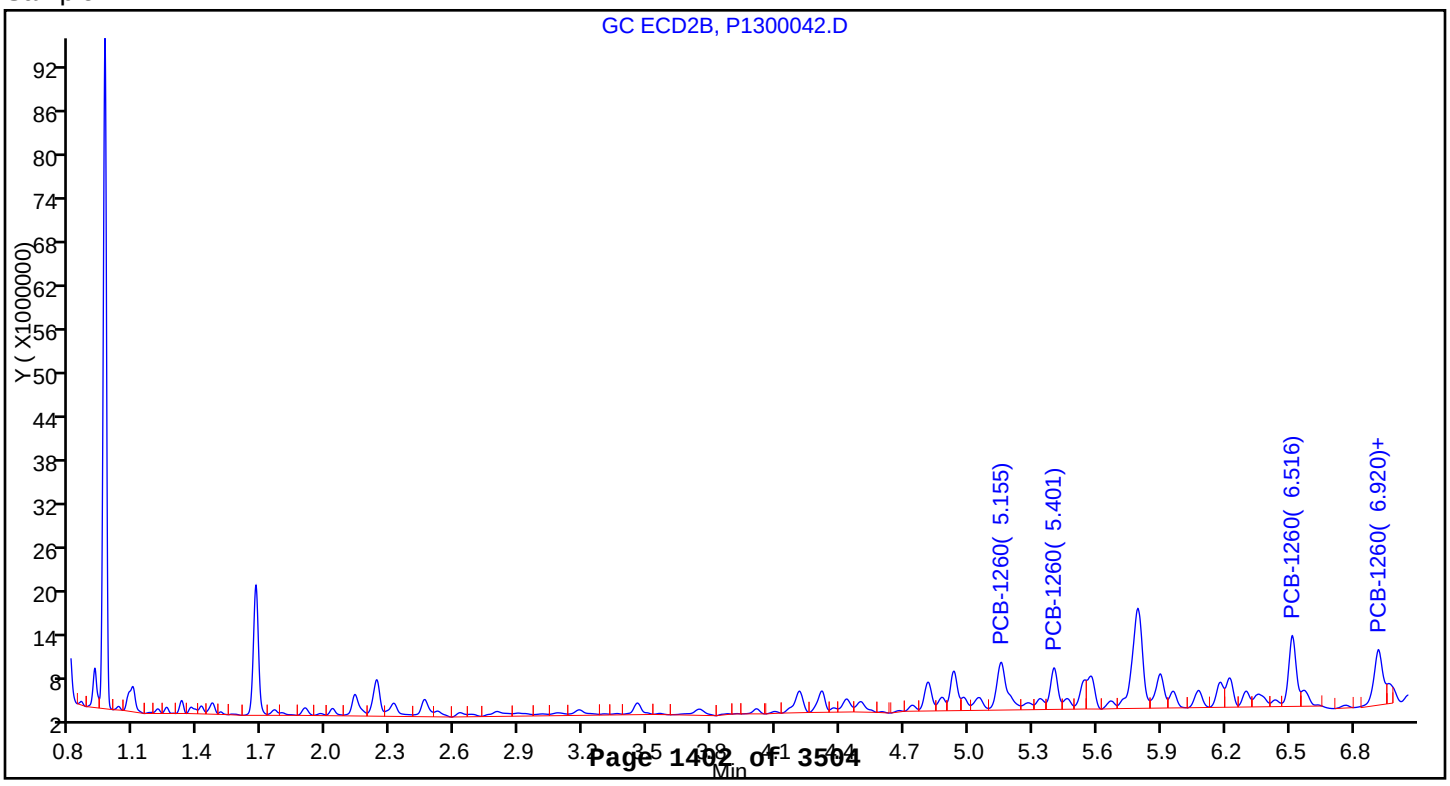

Report Date: 11-May-2015 14:50:00 Chrom Revision: 2.2 09-Apr-2015 10:05:40

TestAmerica Canton

Data File:	\\NCChrom\ChromData\A2HP13\20150501-43173.b\P1300043.D				
Injection Date:	04-May-2015 00:31:49	Instrument ID:	A2HP13		
Lims ID:	240-49697-B-16-A	Lab Sample ID:	240-49697-16		
Client ID:	DR-SB-244-48-51				
Operator ID:		ALS Bottle#:	43	Worklist Smp#:	7
Injection Vol:	1.0 uL	Dil. Factor:	1.0000		
Method:	PCB13	Limit Group:	GC 8082A ICAL		
Column:		Detector	GC ecd2b		

8 PCB-1254, CAS: 11097-69-1

Calibration Sample, Level: 6

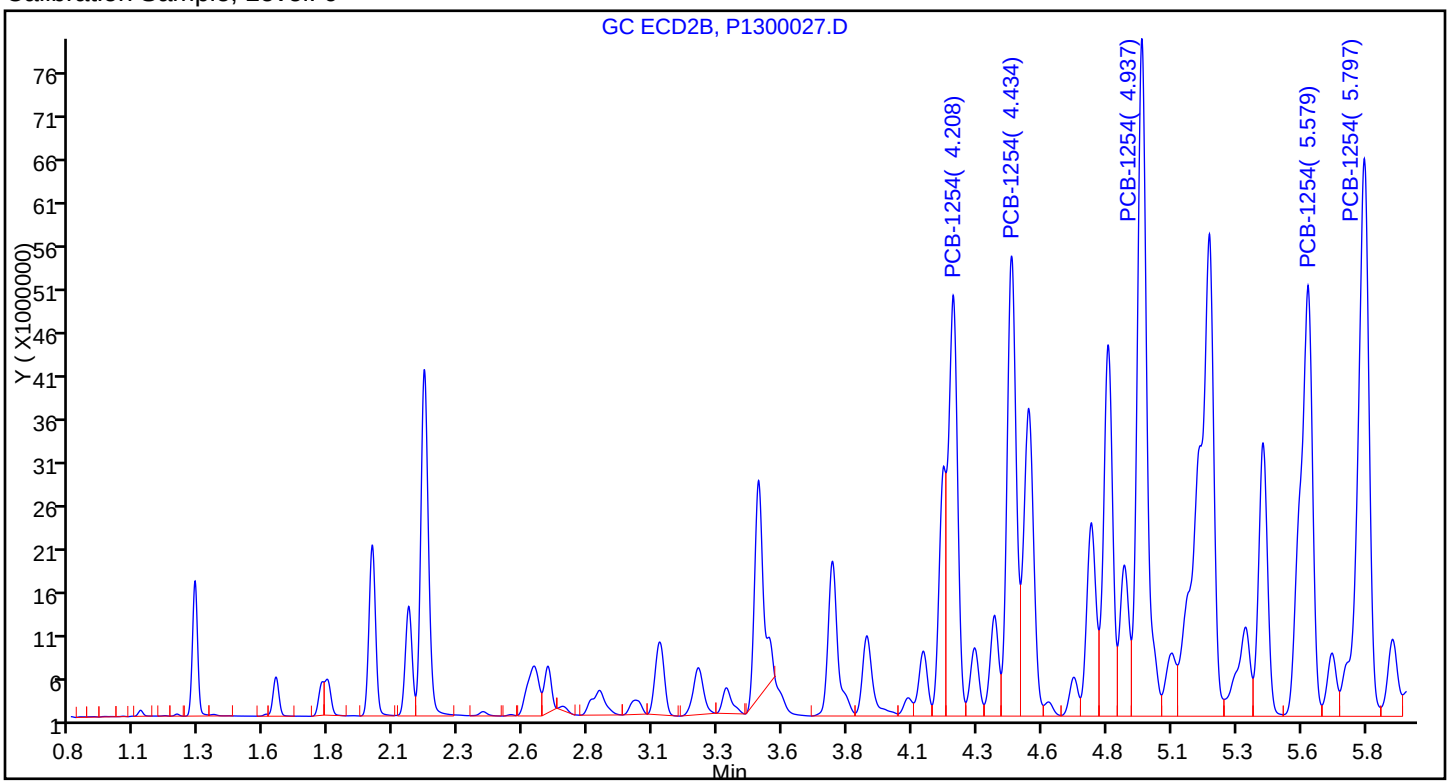

Sample

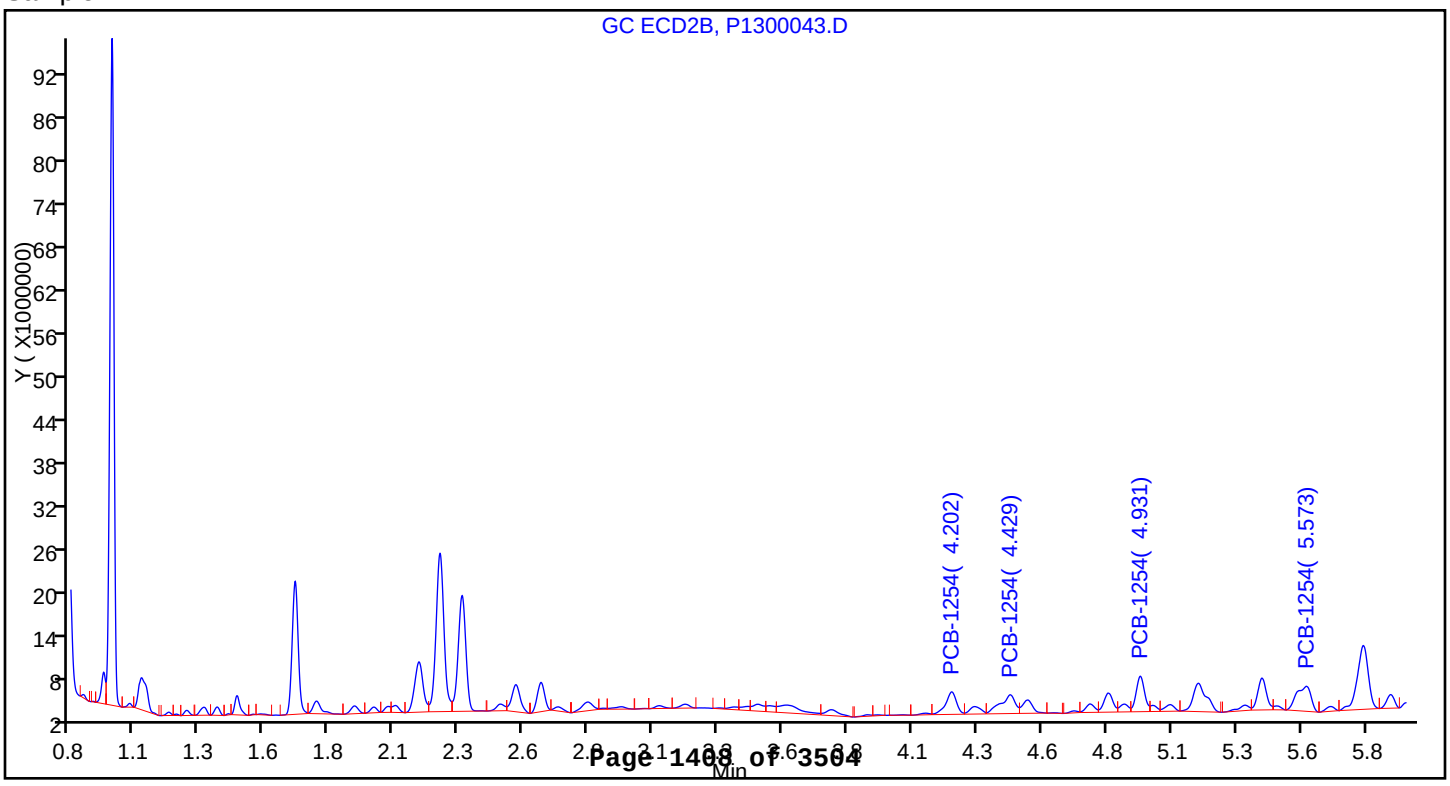

Report Date: 11-May-2015 14:53:37 Chrom Revision: 2.2 09-Apr-2015 10:05:40

TestAmerica Canton

Data File:	\\NCChrom\ChromData\A2HP13\20150506-43325.b\P1300046.D				
Injection Date:	06-May-2015 19:56:07	Instrument ID:	A2HP13		
Lims ID:	240-49697-B-17-A	Lab Sample ID:	240-49697-17		
Client ID:	DR-SB-249-0-3				
Operator ID:		ALS Bottle#:	46	Worklist Smp#:	7
Injection Vol:	1.0 uL	Dil. Factor:	5.0000		
Method:	PCB13	Limit Group:	GC 8082A ICAL		
Column:		Detector	GC ecd2b		

8 PCB-1254, CAS: 11097-69-1

Calibration Sample, Level: 6

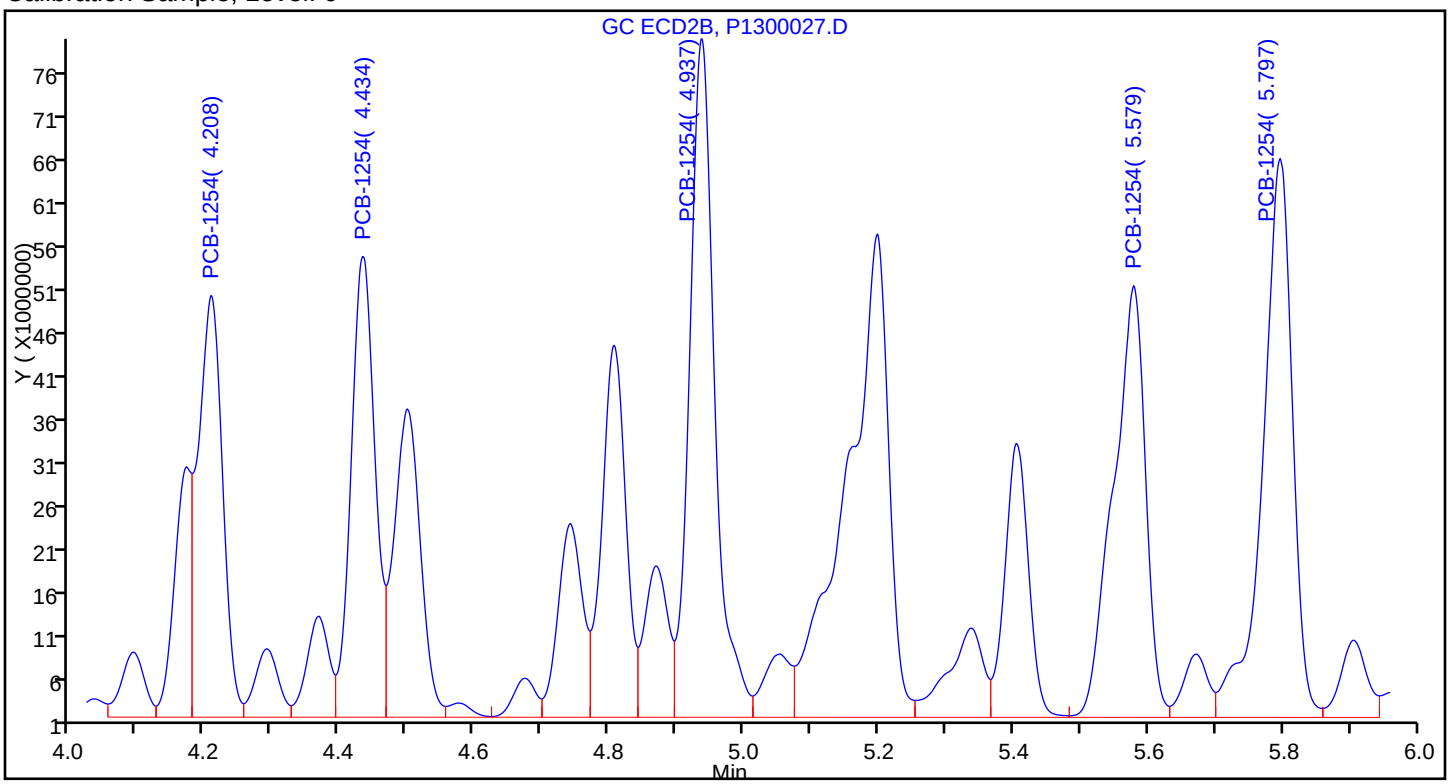

Sample

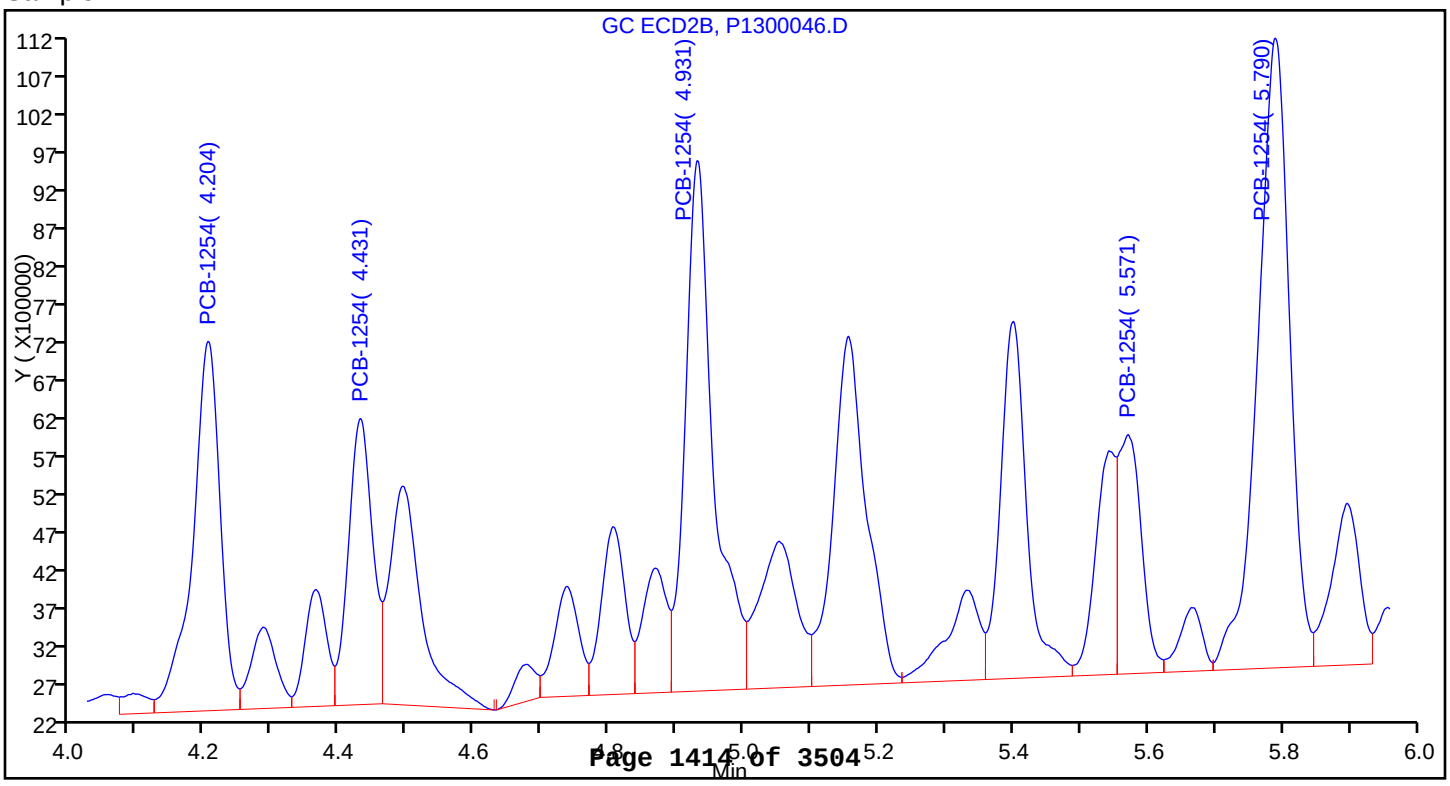

Report Date: 11-May-2015 14:53:49 Chrom Revision: 2.2 09-Apr-2015 10:05:40

TestAmerica Canton

Data File:	\\NCChrom\ChromData\A2HP13\20150506-43325.b\P1300048.D				
Injection Date:	06-May-2015 20:28:56	Instrument ID:	A2HP13		
Lims ID:	240-49697-B-18-A	Lab Sample ID:	240-49697-18		
Client ID:	DR-SB-249-24-27				
Operator ID:		ALS Bottle#:	48	Worklist Smp#:	9
Injection Vol:	1.0 uL	Dil. Factor:	5.0000		
Method:	PCB13	Limit Group:	GC 8082A ICAL		
Column:		Detector	GC ecd2b		

8 PCB-1254, CAS: 11097-69-1

Calibration Sample, Level: 6

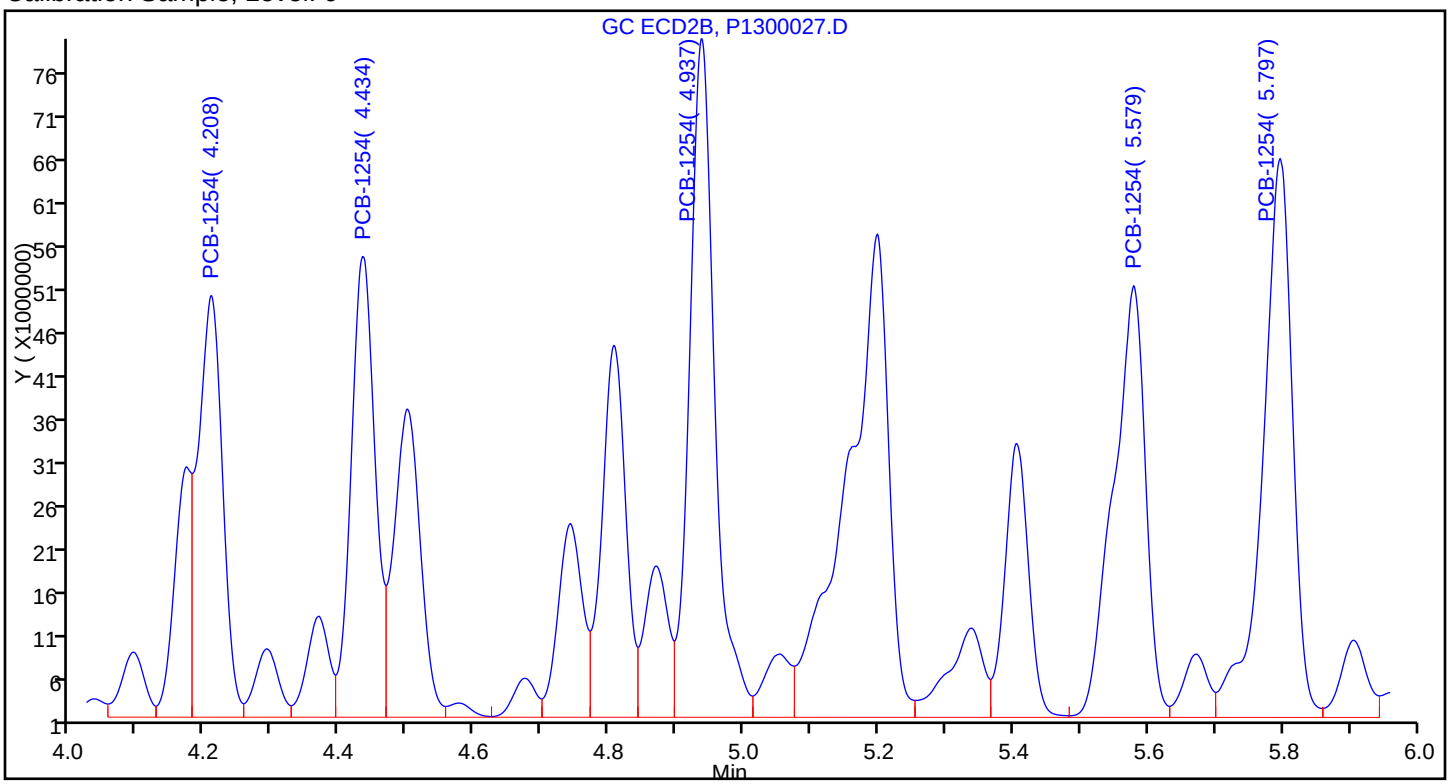

Sample

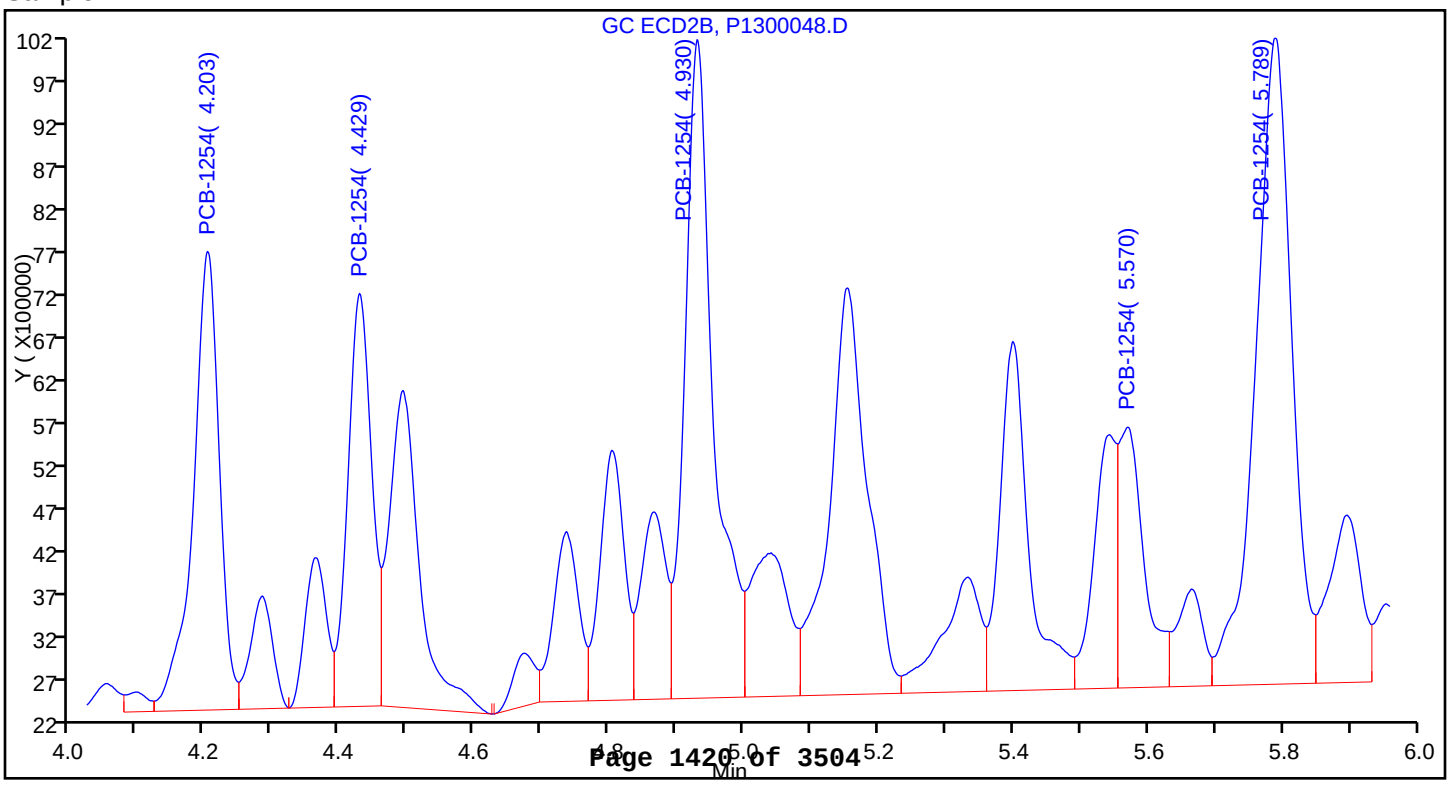

Report Date: 11-May-2015 14:50:22 Chrom Revision: 2.2 09-Apr-2015 10:05:40

TestAmerica Canton

Data File:	\\NCChrom\ChromData\A2HP13\20150501-43173.b\P1300046.D				
Injection Date:	04-May-2015 01:21:05	Instrument ID:	A2HP13		
Lims ID:	240-49697-B-19-A	Lab Sample ID:	240-49697-19		
Client ID:	DR-SB-249-36-39				
Operator ID:		ALS Bottle#:	46	Worklist Smp#:	10
Injection Vol:	1.0 uL	Dil. Factor:	1.0000		
Method:	PCB13	Limit Group:	GC 8082A ICAL		
Column:		Detector	GC ecd2b		

8 PCB-1254, CAS: 11097-69-1

Calibration Sample, Level: 6

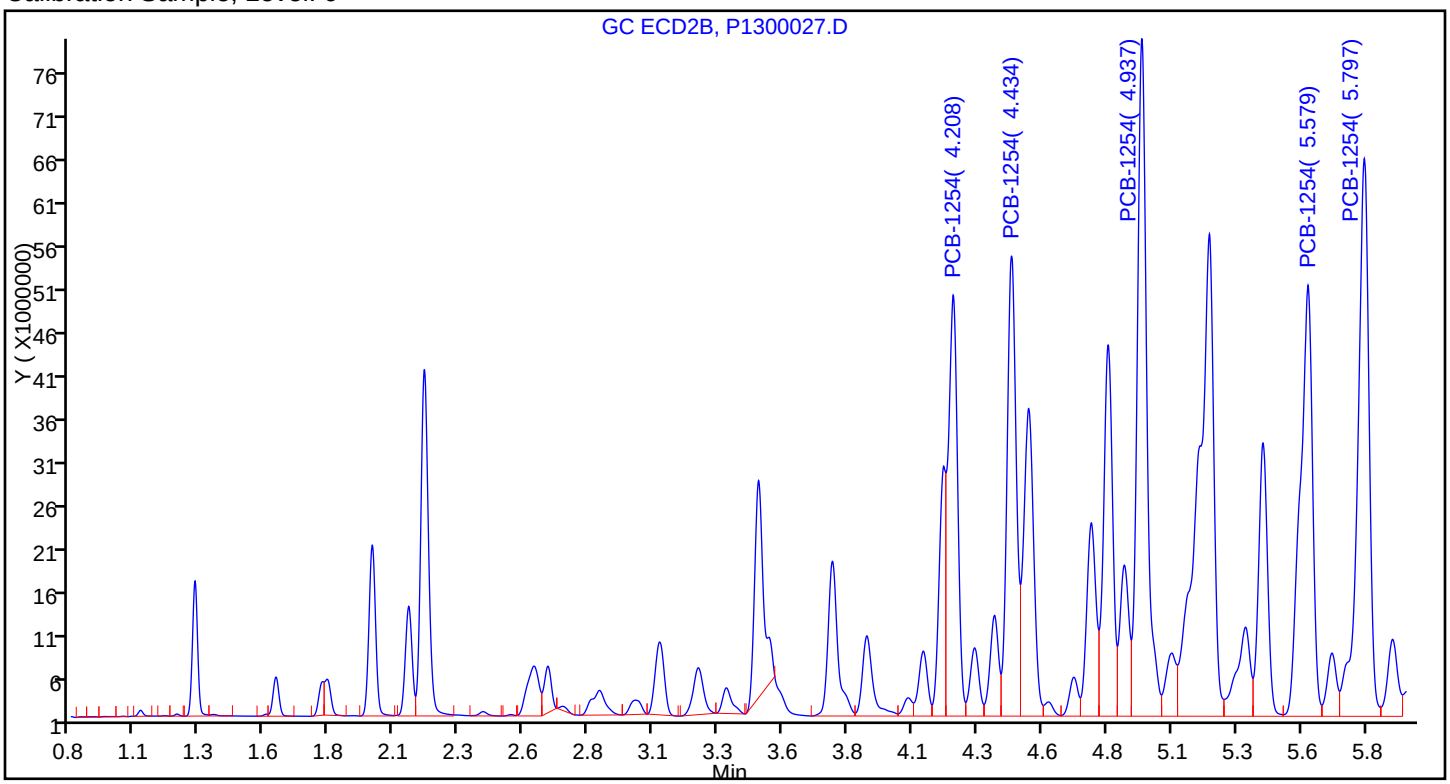

Sample

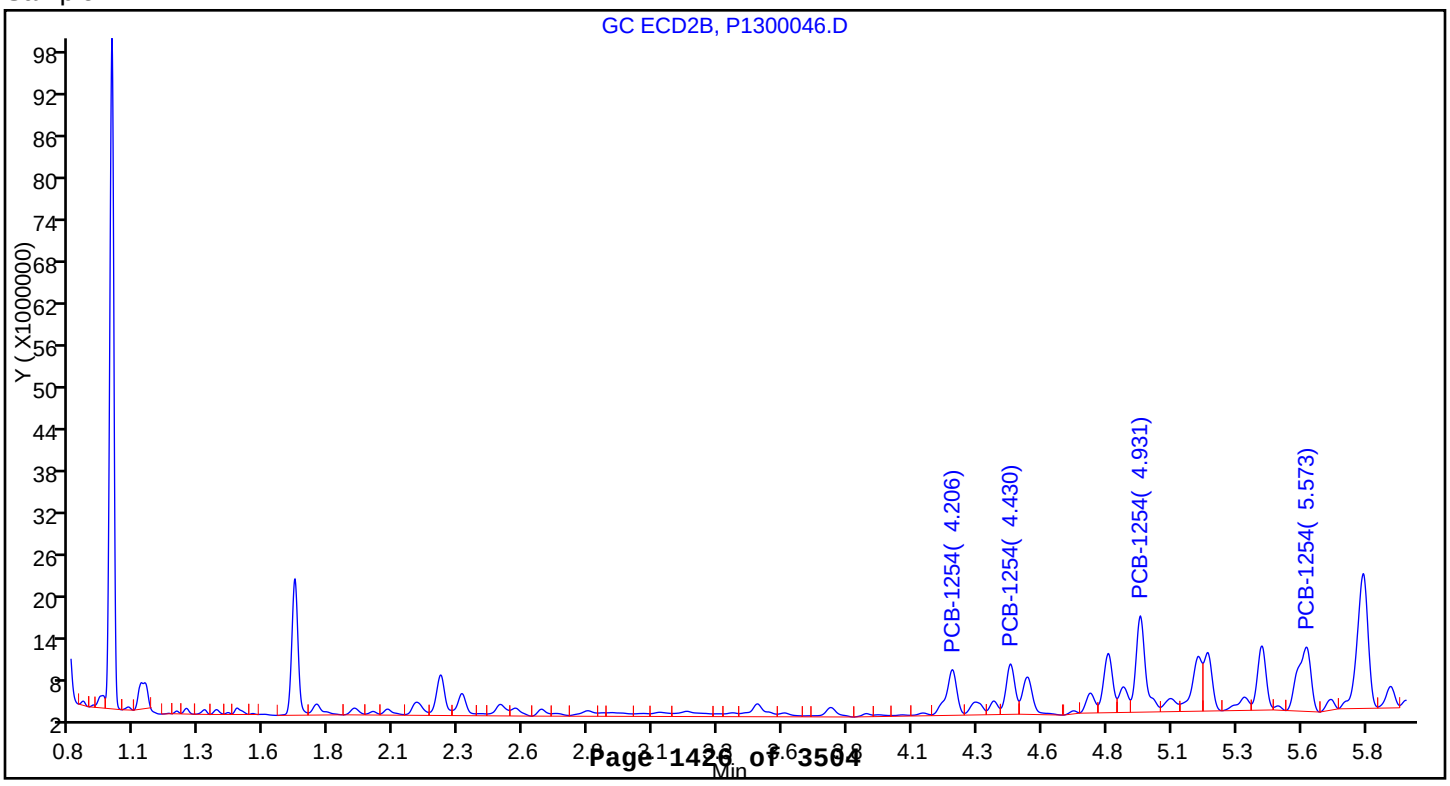

Report Date: 11-May-2015 14:54:02 Chrom Revision: 2.2 09-Apr-2015 10:05:40

TestAmerica Canton

Data File:	\\NCChrom\ChromData\A2HP13\20150506-43325.b\P1300050.D				
Injection Date:	06-May-2015 21:01:50	Instrument ID:	A2HP13		
Lims ID:	240-49697-B-20-A	Lab Sample ID:	240-49697-20		
Client ID:	DR-SB-249-48-51				
Operator ID:		ALS Bottle#:	50	Worklist Smp#:	11
Injection Vol:	1.0 uL	Dil. Factor:	5.0000		
Method:	PCB13	Limit Group:	GC 8082A ICAL		
Column:		Detector	GC ecd2b		

5 PCB-1242, CAS: 53469-21-9

Calibration Sample, Level: 6

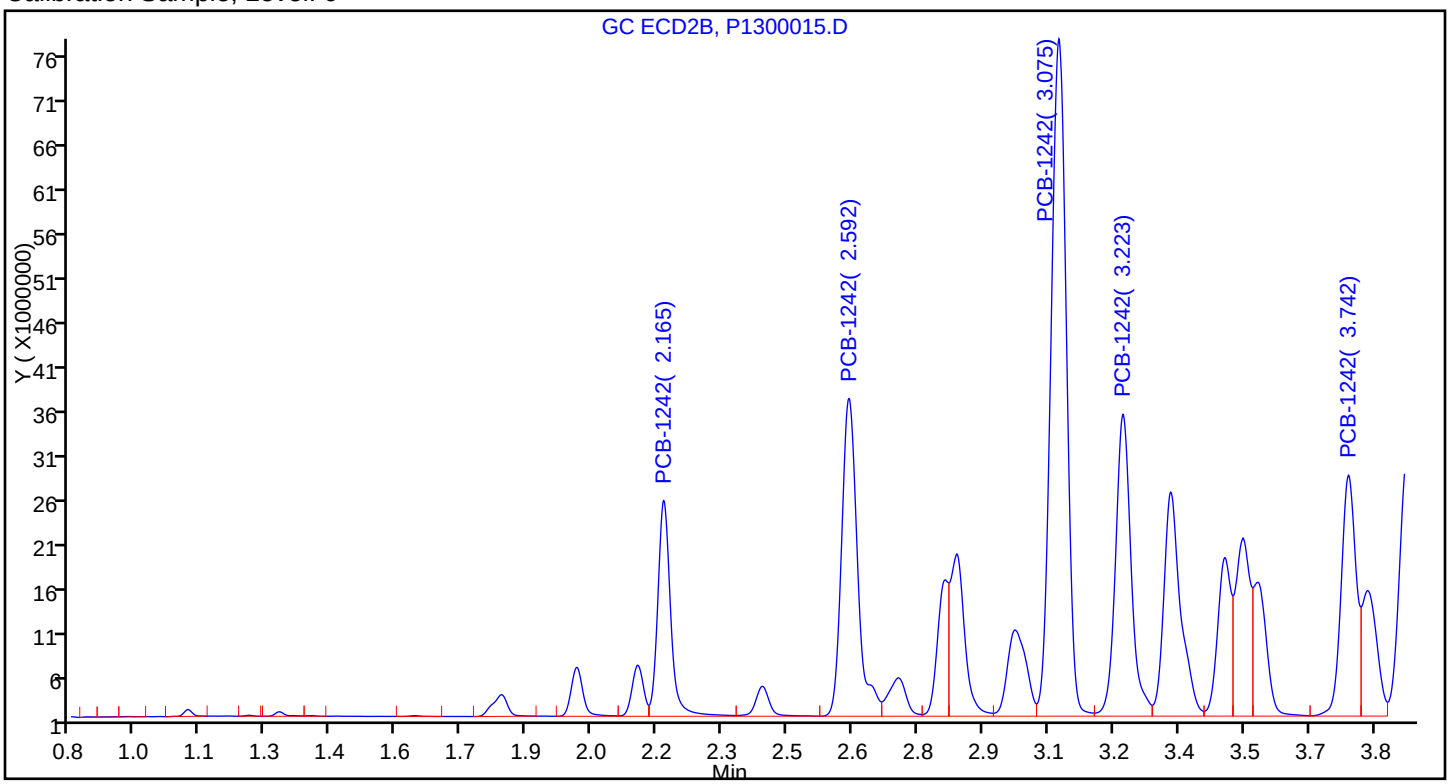

Sample

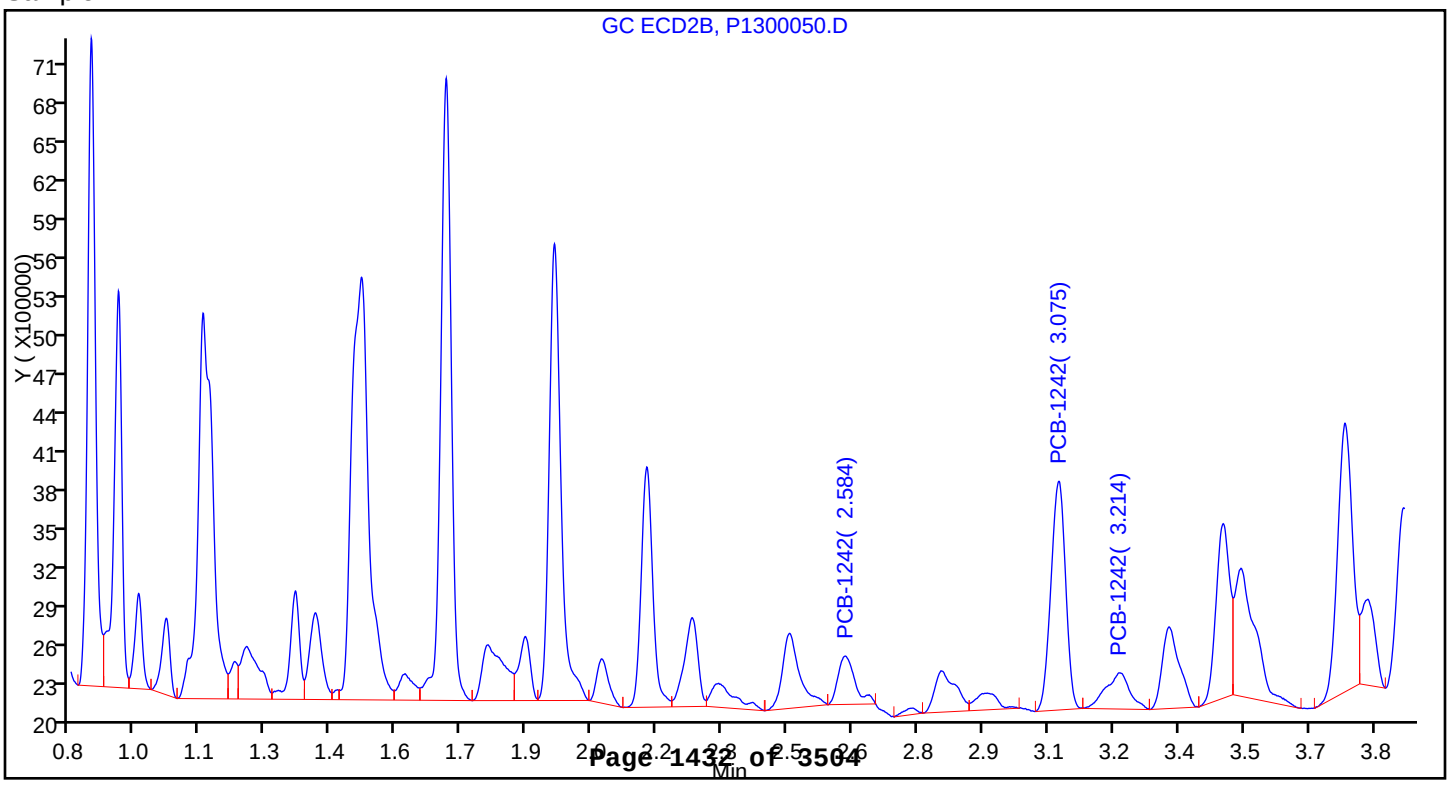

Report Date: 11-May-2015 14:54:03 Chrom Revision: 2.2 09-Apr-2015 10:05:40

TestAmerica Canton

Data File:	\\NCChrom\ChromData\A2HP13\20150506-43325.b\P1300050.D				
Injection Date:	06-May-2015 21:01:50	Instrument ID:	A2HP13		
Lims ID:	240-49697-B-20-A	Lab Sample ID:	240-49697-20		
Client ID:	DR-SB-249-48-51				
Operator ID:		ALS Bottle#:	50	Worklist Smp#:	11
Injection Vol:	1.0 uL	Dil. Factor:	5.0000		
Method:	PCB13	Limit Group:	GC 8082A ICAL		
Column:		Detector	GC ecd2b		

8 PCB-1254, CAS: 11097-69-1

Calibration Sample, Level: 6

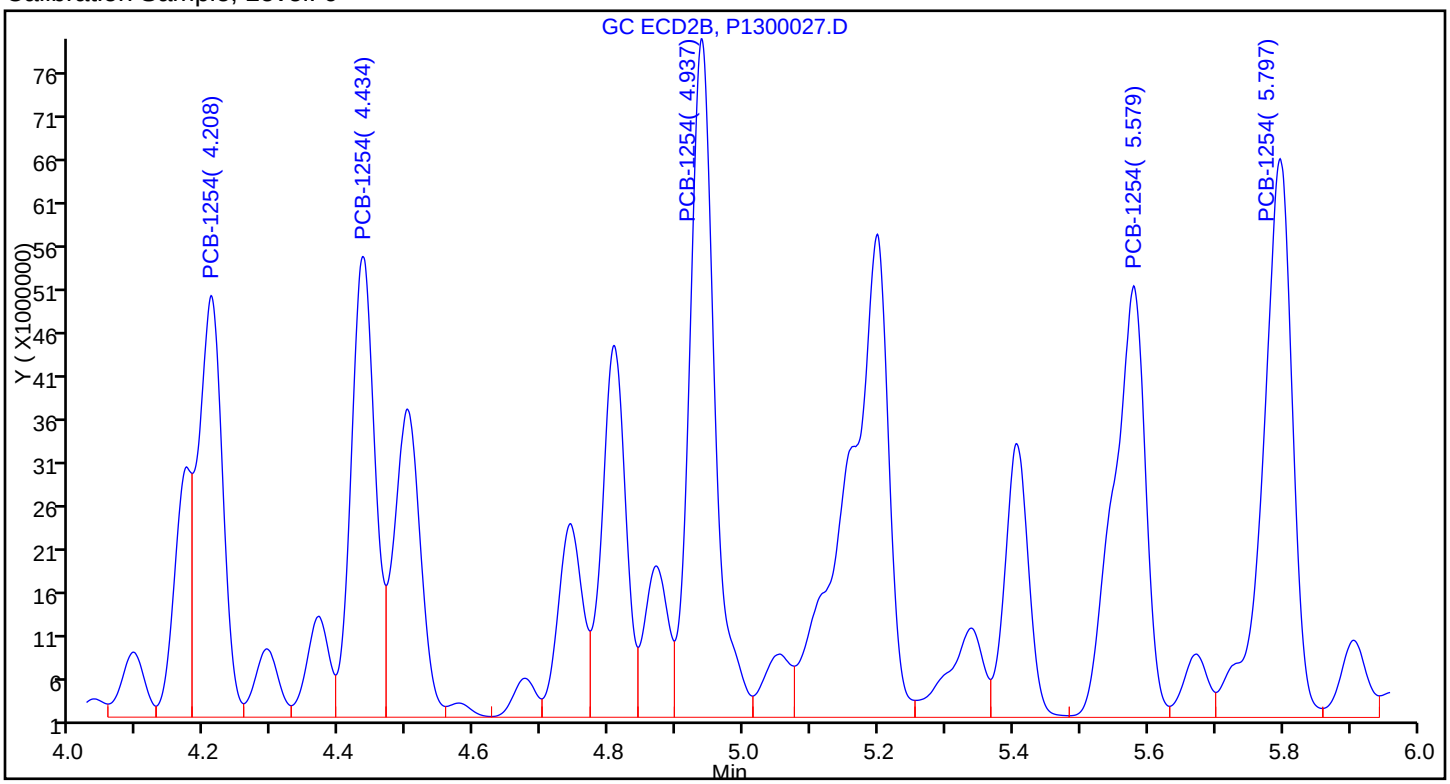

Sample

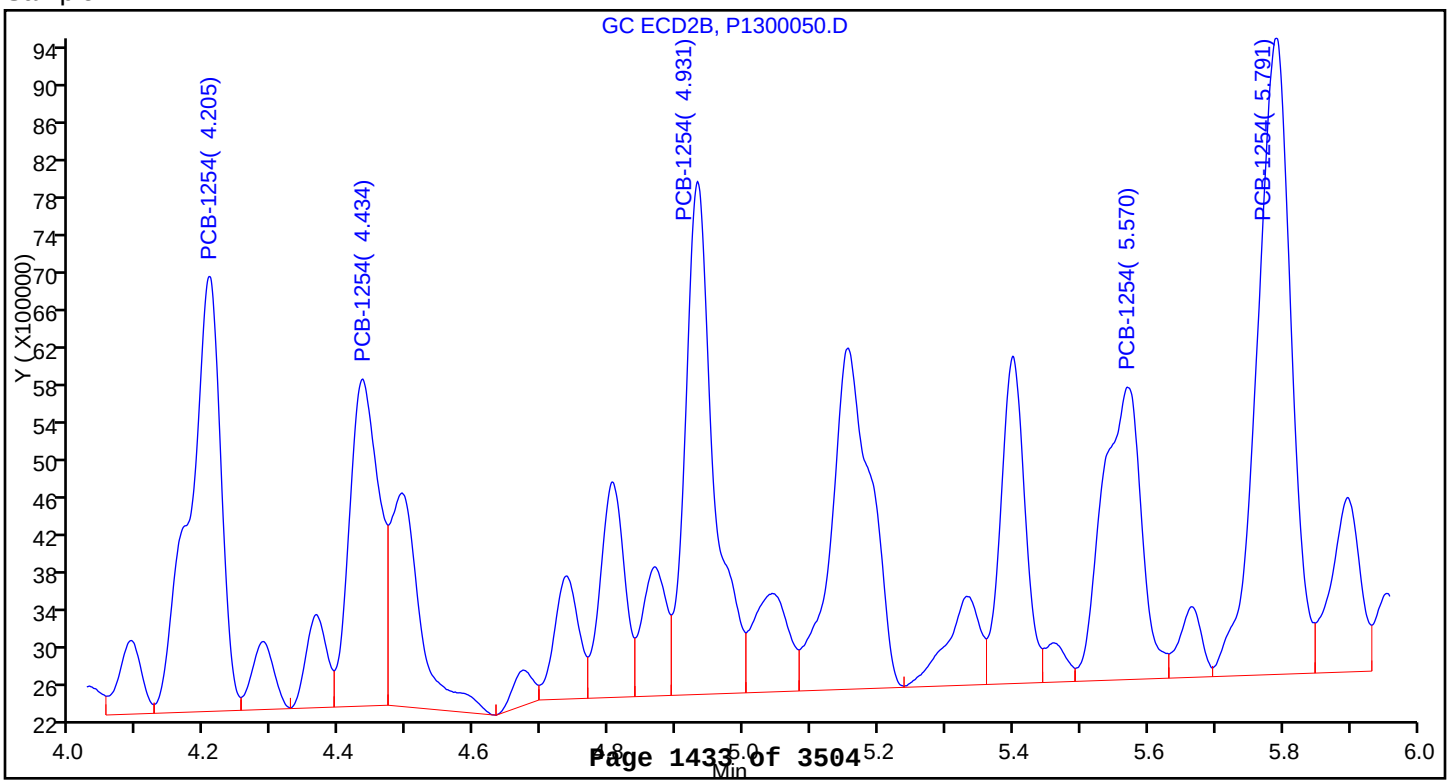

Report Date: 11-May-2015 14:54:12 Chrom Revision: 2.2 09-Apr-2015 10:05:40

TestAmerica Canton

Data File:	\\NCChrom\ChromData\A2HP13\20150506-43325.b\P1300051.D				
Injection Date:	06-May-2015 21:18:15	Instrument ID:	A2HP13		
Lims ID:	240-49697-B-21-A	Lab Sample ID:	240-49697-21		
Client ID:	DR-SB-243-0-3				
Operator ID:		ALS Bottle#:	51	Worklist Smp#:	12
Injection Vol:	1.0 uL	Dil. Factor:	2.0000		
Method:	PCB13	Limit Group:	GC 8082A ICAL		
Column:		Detector	GC ecd2b		

8 PCB-1254, CAS: 11097-69-1

Calibration Sample, Level: 6

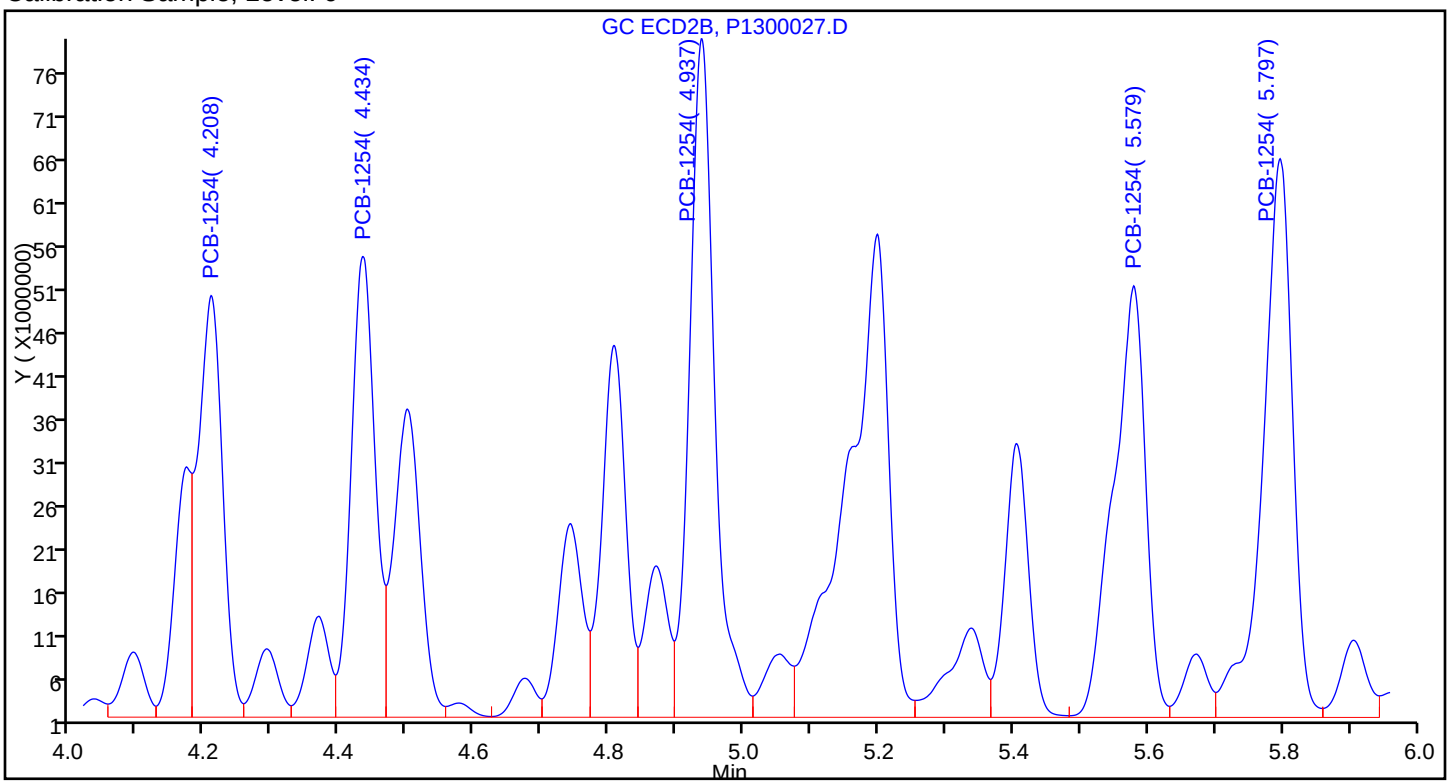

Sample

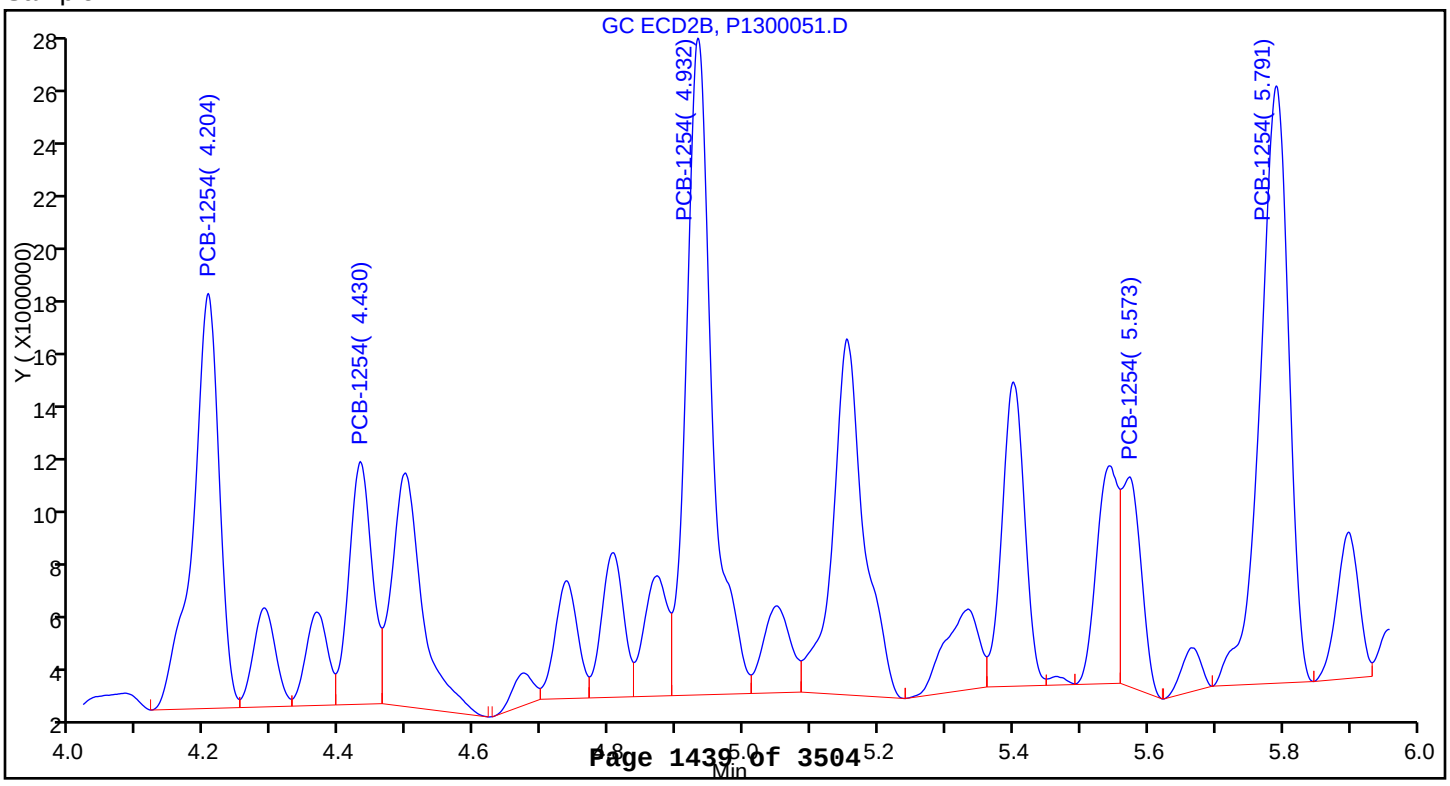

Report Date: 11-May-2015 14:50:35 Chrom Revision: 2.2 09-Apr-2015 10:05:40

TestAmerica Canton

Data File:	\\NCChrom\ChromData\A2HP13\20150501-43173.b\P1300049.D				
Injection Date:	04-May-2015 02:10:21	Instrument ID:	A2HP13		
Lims ID:	240-49697-B-22-A	Lab Sample ID:	240-49697-22		
Client ID:	DR-SB-243-24-27				
Operator ID:		ALS Bottle#:	49	Worklist Smp#:	13
Injection Vol:	1.0 uL	Dil. Factor:	1.0000		
Method:	PCB13	Limit Group:	GC 8082A ICAL		
Column:		Detector	GC ecd2b		

8 PCB-1254, CAS: 11097-69-1

Calibration Sample, Level: 6

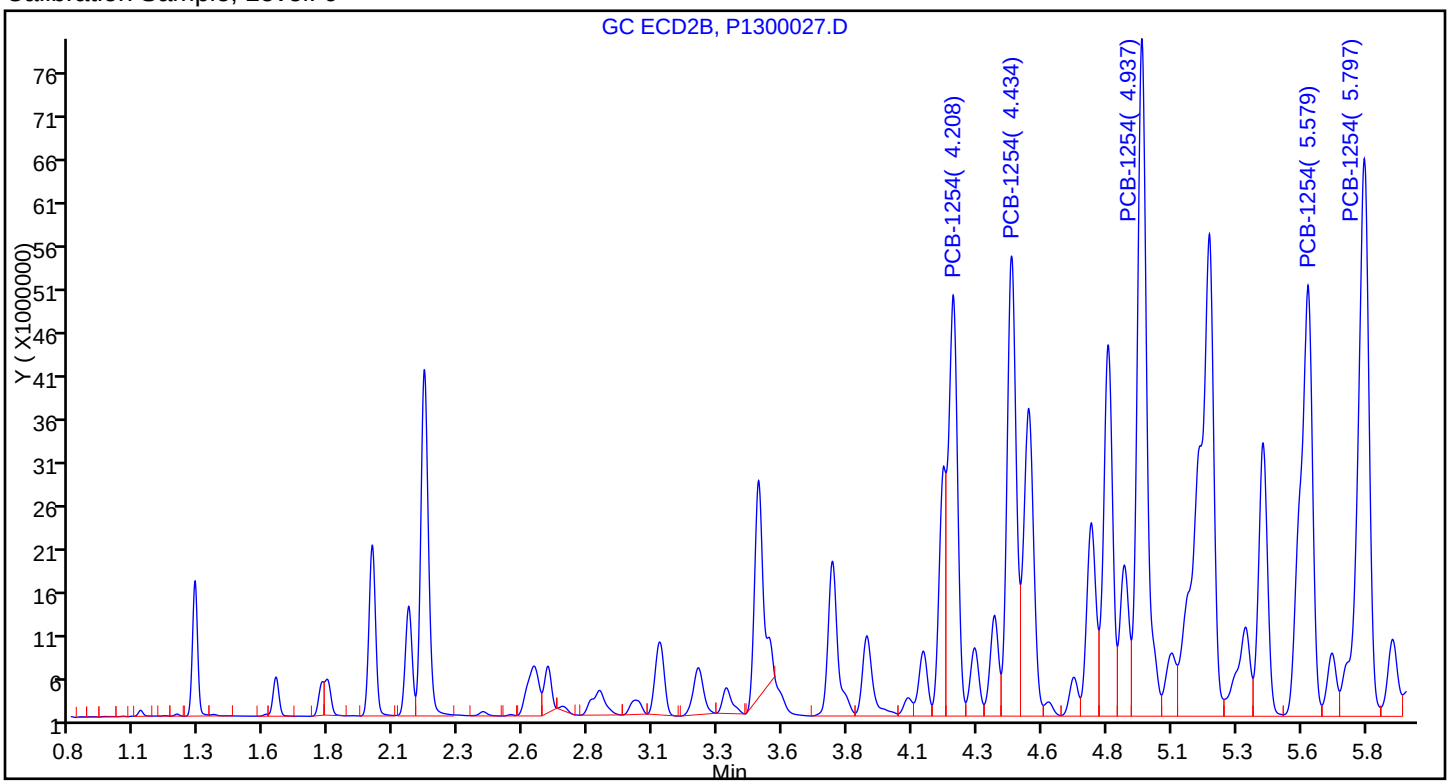

Sample

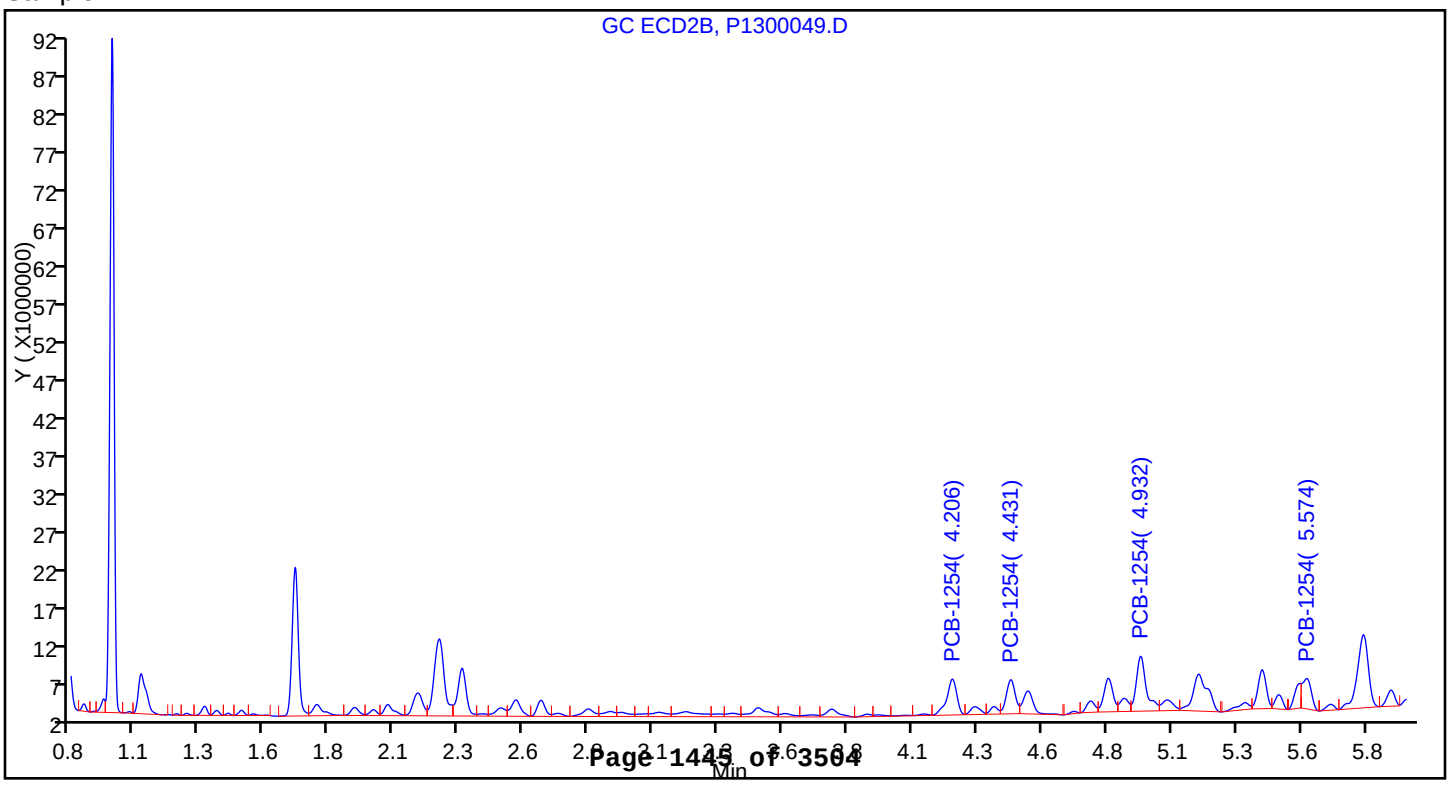

Report Date: 11-May-2015 14:50:48 Chrom Revision: 2.2 09-Apr-2015 10:05:40

TestAmerica Canton

Data File:	\\NCChrom\ChromData\A2HP13\20150501-43173.b\P1300050.D				
Injection Date:	04-May-2015 02:26:46	Instrument ID:	A2HP13		
Lims ID:	240-49697-B-23-A	Lab Sample ID:	240-49697-23		
Client ID:	DR-SB-243-36-39				
Operator ID:		ALS Bottle#:	50	Worklist Smp#:	14
Injection Vol:	1.0 uL	Dil. Factor:	1.0000		
Method:	PCB13	Limit Group:	GC 8082A ICAL		
Column:		Detector	GC ecd2b		

8 PCB-1254, CAS: 11097-69-1

Calibration Sample, Level: 6

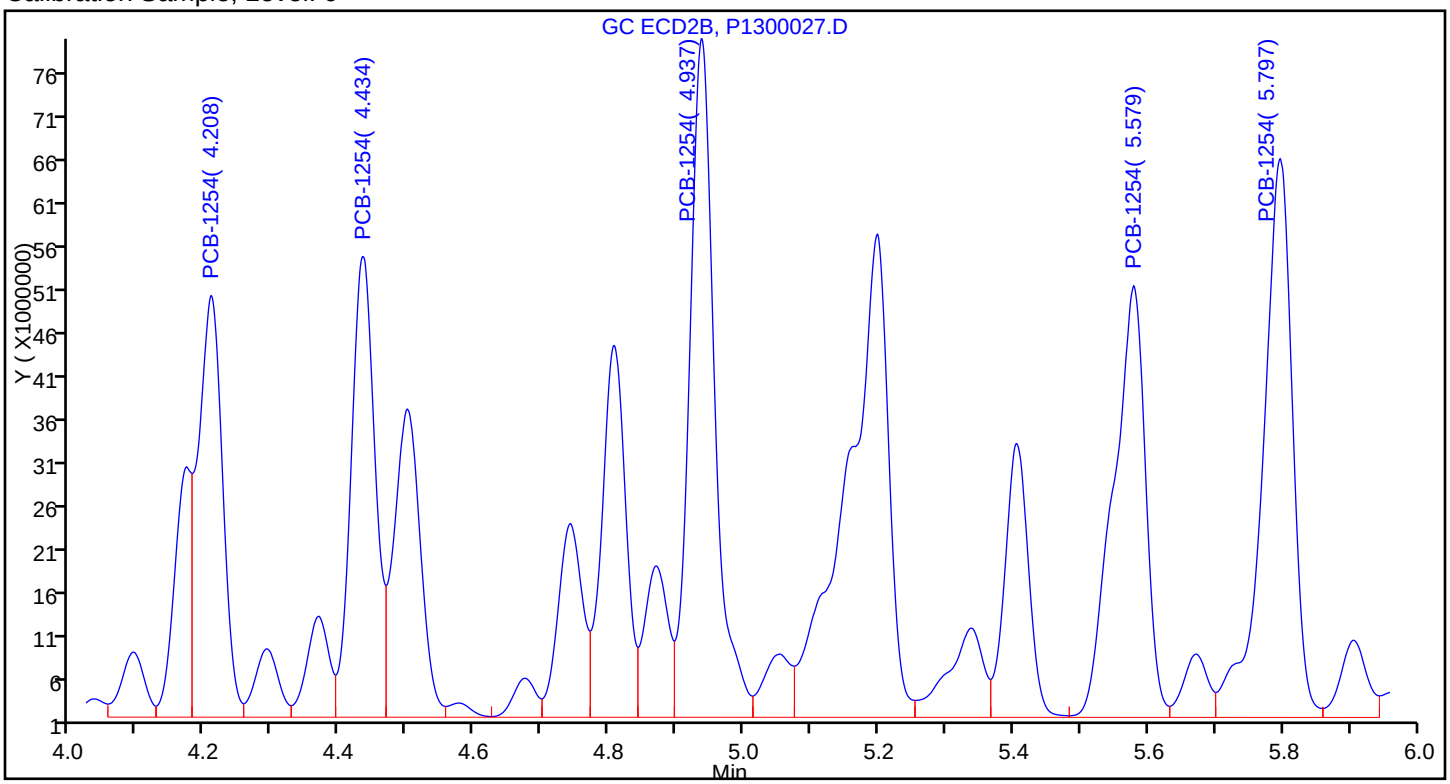

Sample

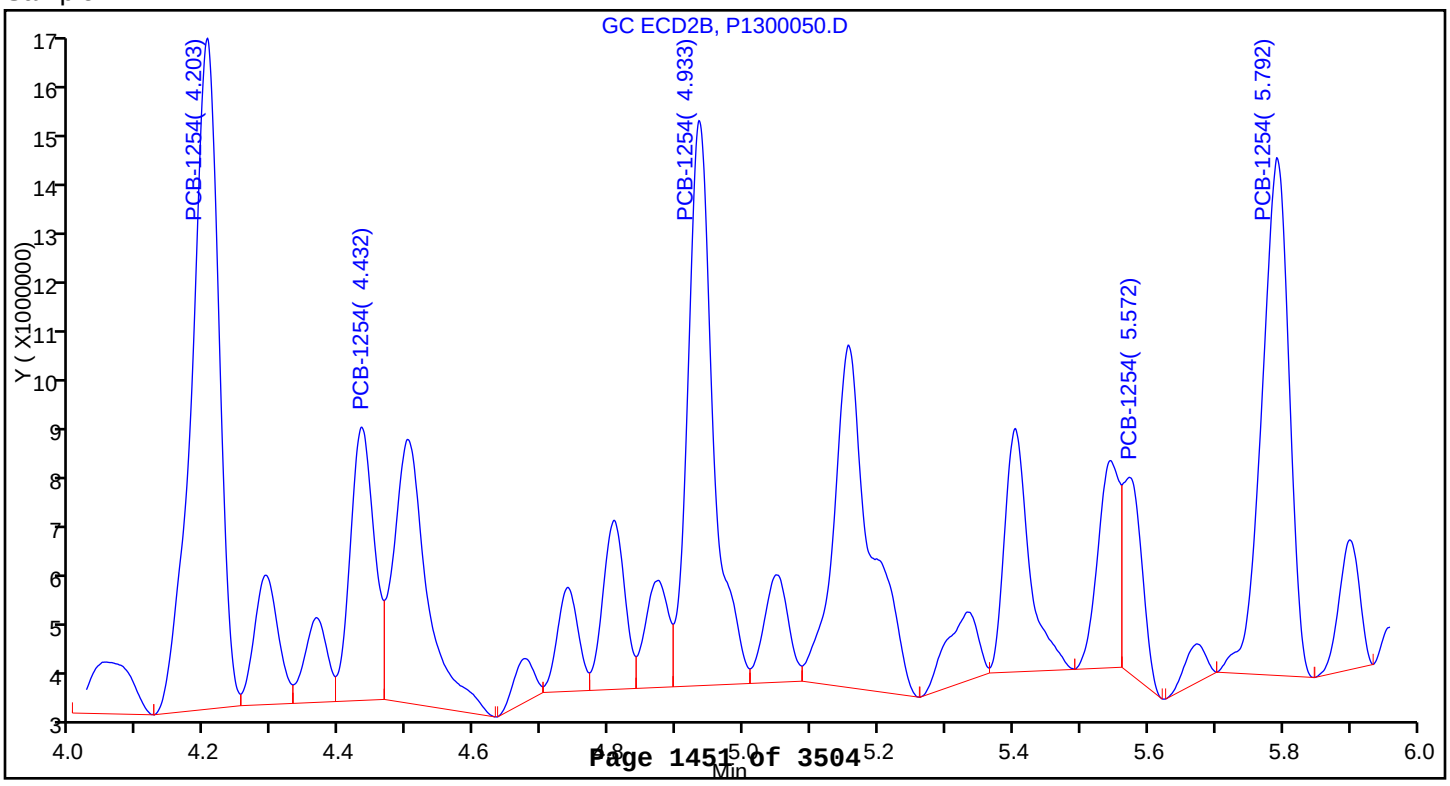

Report Date: 11-May-2015 16:31:02 Chrom Revision: 2.2 09-Apr-2015 10:05:40

TestAmerica Canton

Data File:	\\Ncchrom\ChromData\A2HP12\20150428-42999.b\P1200012.D				
Injection Date:	28-Apr-2015 10:03:31	Instrument ID:	A2HP12		
Lims ID:	240-49697-B-24-A	Lab Sample ID:	240-49697-24		
Client ID:	DR-SB-243-48-51				
Operator ID:		ALS Bottle#:	12	Worklist Smp#:	12
Injection Vol:	1.0 uL	Dil. Factor:	1.0000		
Method:	PCB12IS	Limit Group:	GC 8082A and DoD IS		
Column:		Detector	GC ECD1A		

7 PCB-1248, CAS: 12672-29-6

Calibration Sample, Level: 6

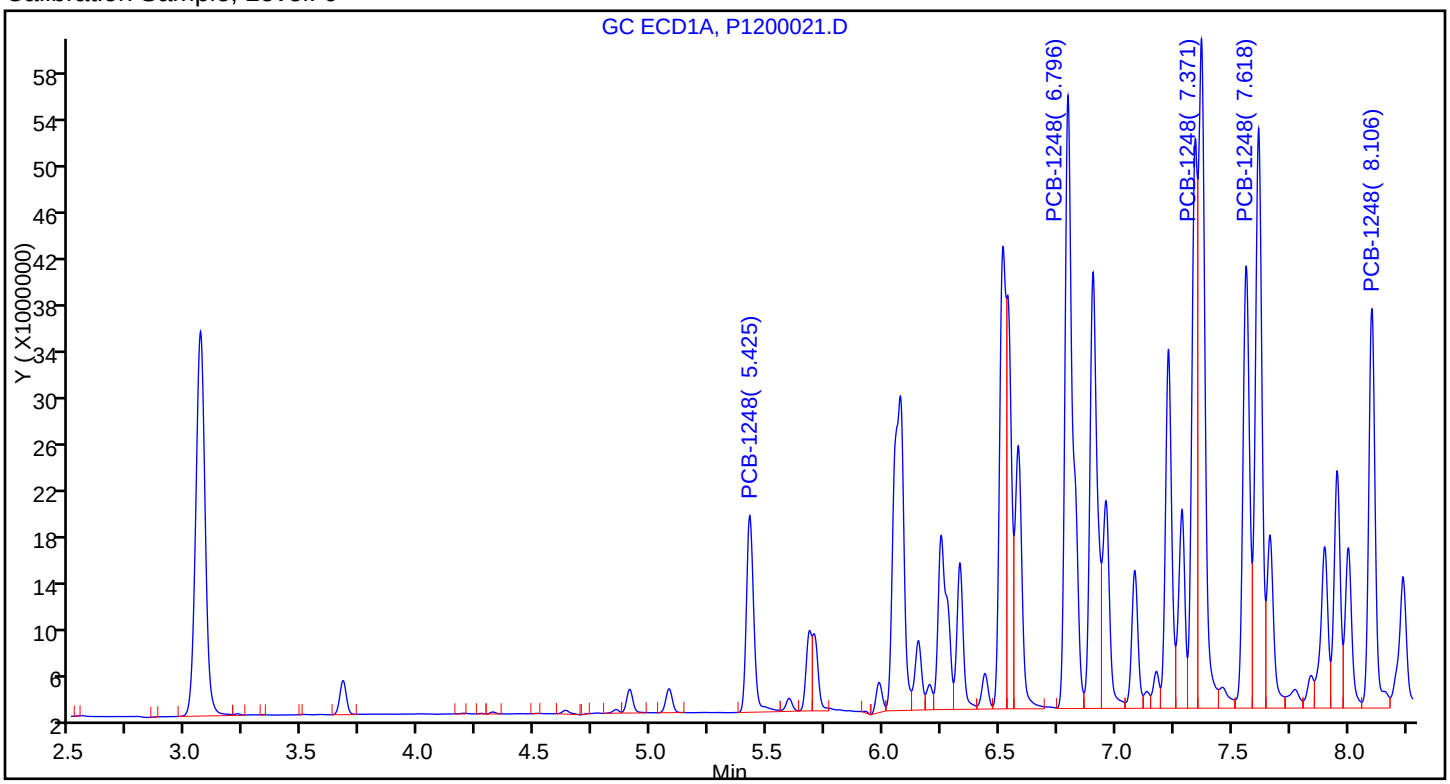

Sample

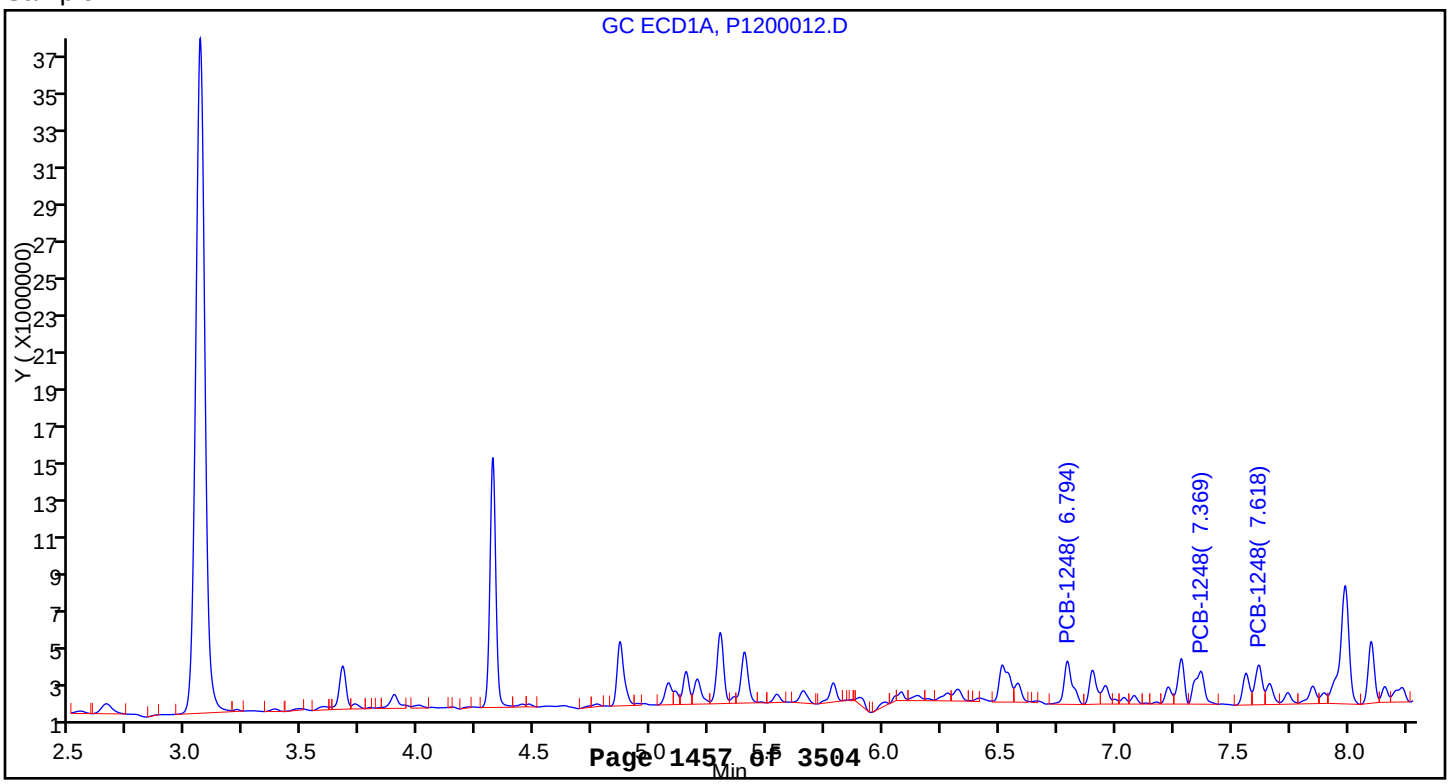

Report Date: 11-May-2015 16:31:02 Chrom Revision: 2.2 09-Apr-2015 10:05:40

TestAmerica Canton

Data File:	\\Ncchrom\ChromData\A2HP12\20150428-42999.b\P1200012.D				
Injection Date:	28-Apr-2015 10:03:31	Instrument ID:	A2HP12		
Lims ID:	240-49697-B-24-A	Lab Sample ID:	240-49697-24		
Client ID:	DR-SB-243-48-51				
Operator ID:		ALS Bottle#:	12	Worklist Smp#:	12
Injection Vol:	1.0 uL	Dil. Factor:	1.0000		
Method:	PCB12IS	Limit Group:	GC 8082A and DoD IS		
Column:		Detector	GC ECD1A		

10 PCB-1260, CAS: 11096-82-5

Calibration Sample, Level: 6

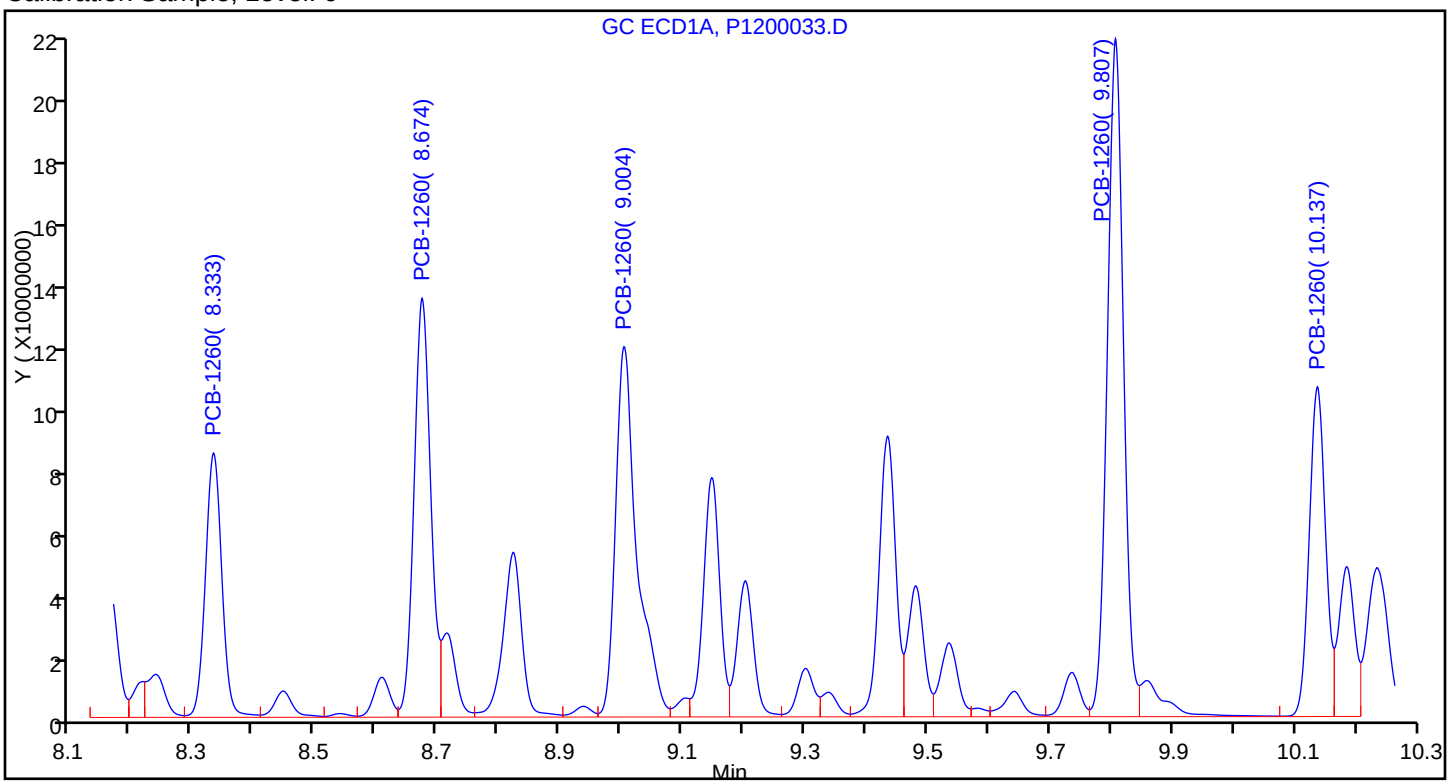

Sample

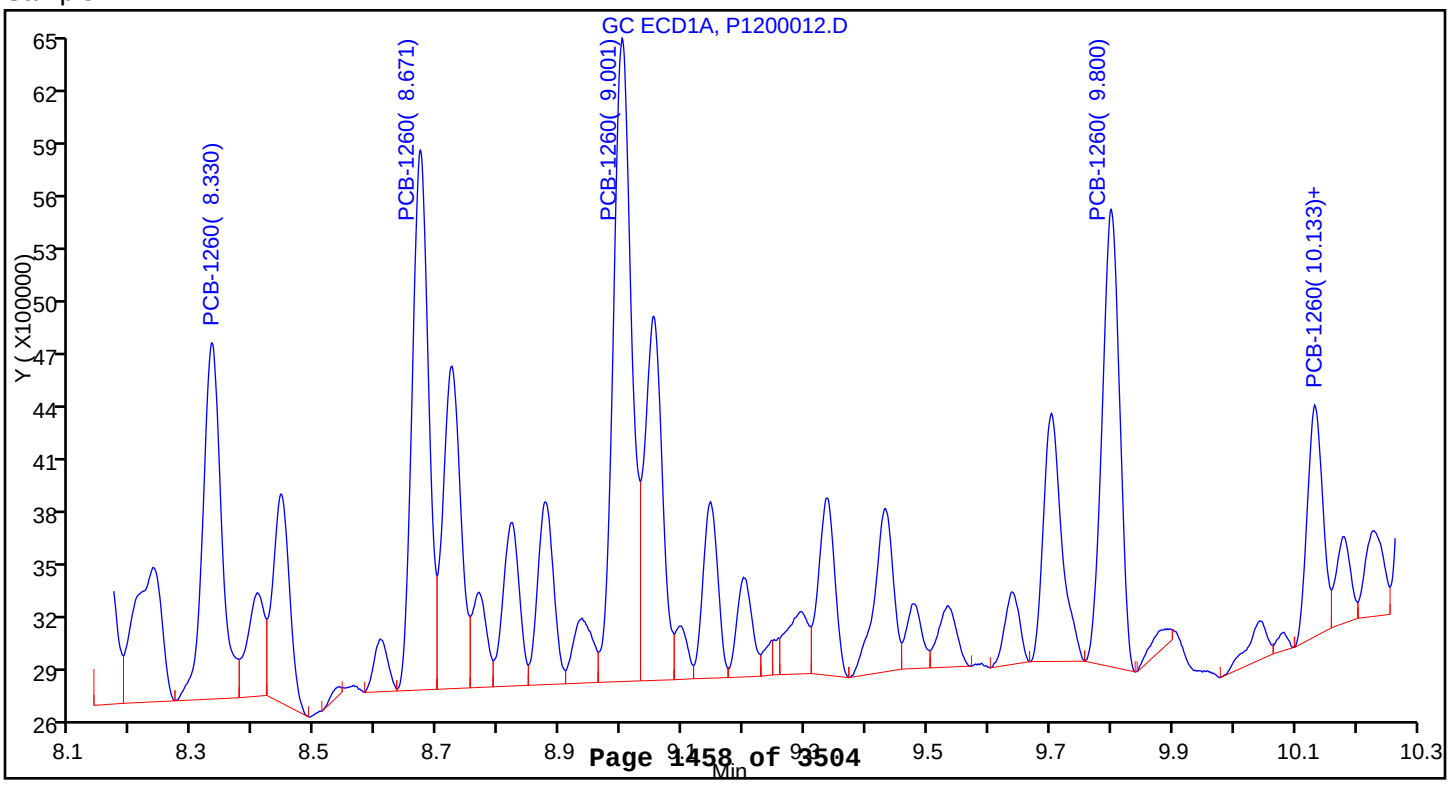

Report Date: 11-May-2015 16:31:12 Chrom Revision: 2.2 09-Apr-2015 10:05:40

TestAmerica Canton

Data File:	\\Ncchrom\ChromData\A2HP12\20150428-42999.b\P1200013.D				
Injection Date:	28-Apr-2015 10:21:39	Instrument ID:	A2HP12		
Lims ID:	240-49697-B-25-A	Lab Sample ID:	240-49697-25		
Client ID:	DR-SB-248-0-3				
Operator ID:		ALS Bottle#:	13	Worklist Smp#:	13
Injection Vol:	1.0 uL	Dil. Factor:	1.0000		
Method:	PCB12IS	Limit Group:	GC 8082A and DoD IS		
Column:		Detector	GC ECD1A		

8 PCB-1254, CAS: 11097-69-1

Calibration Sample, Level: 6

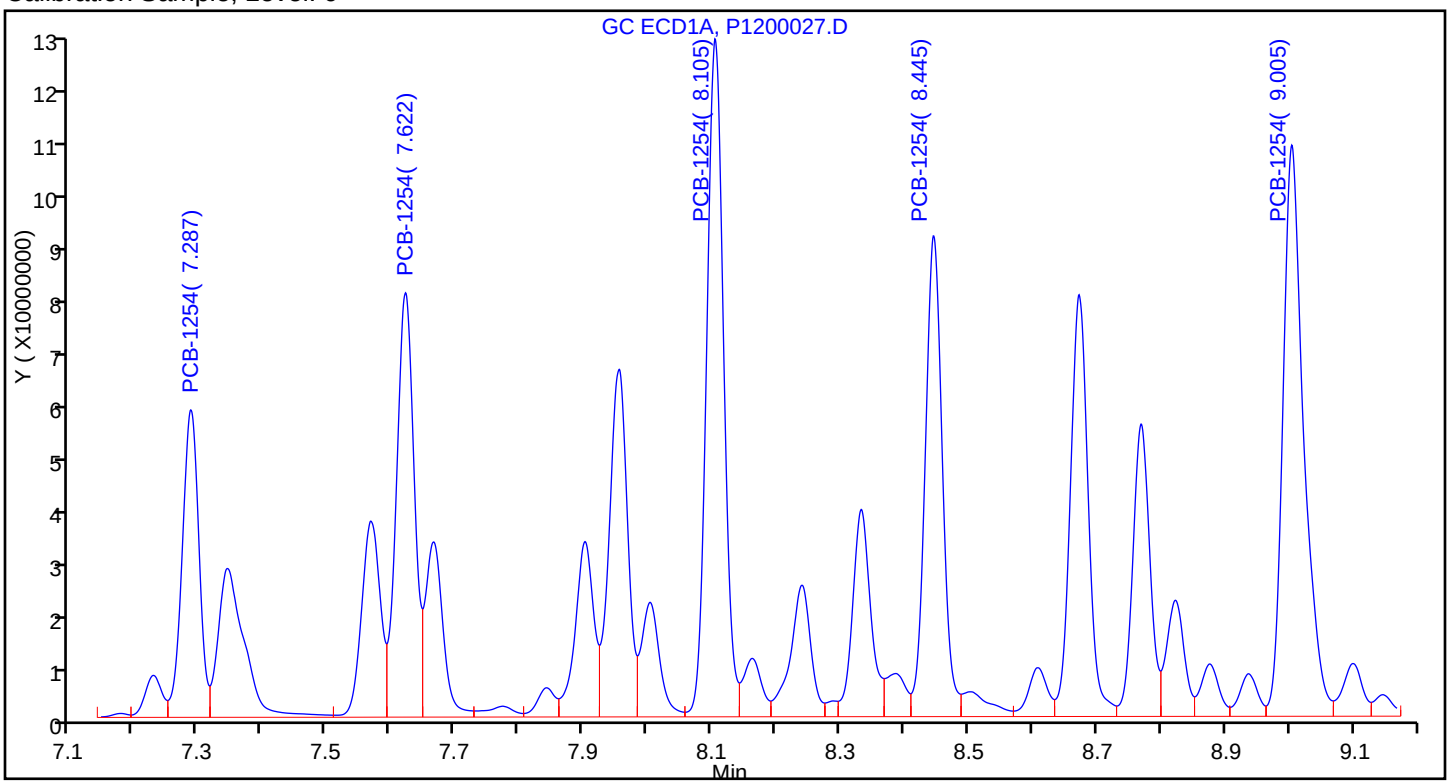

Sample

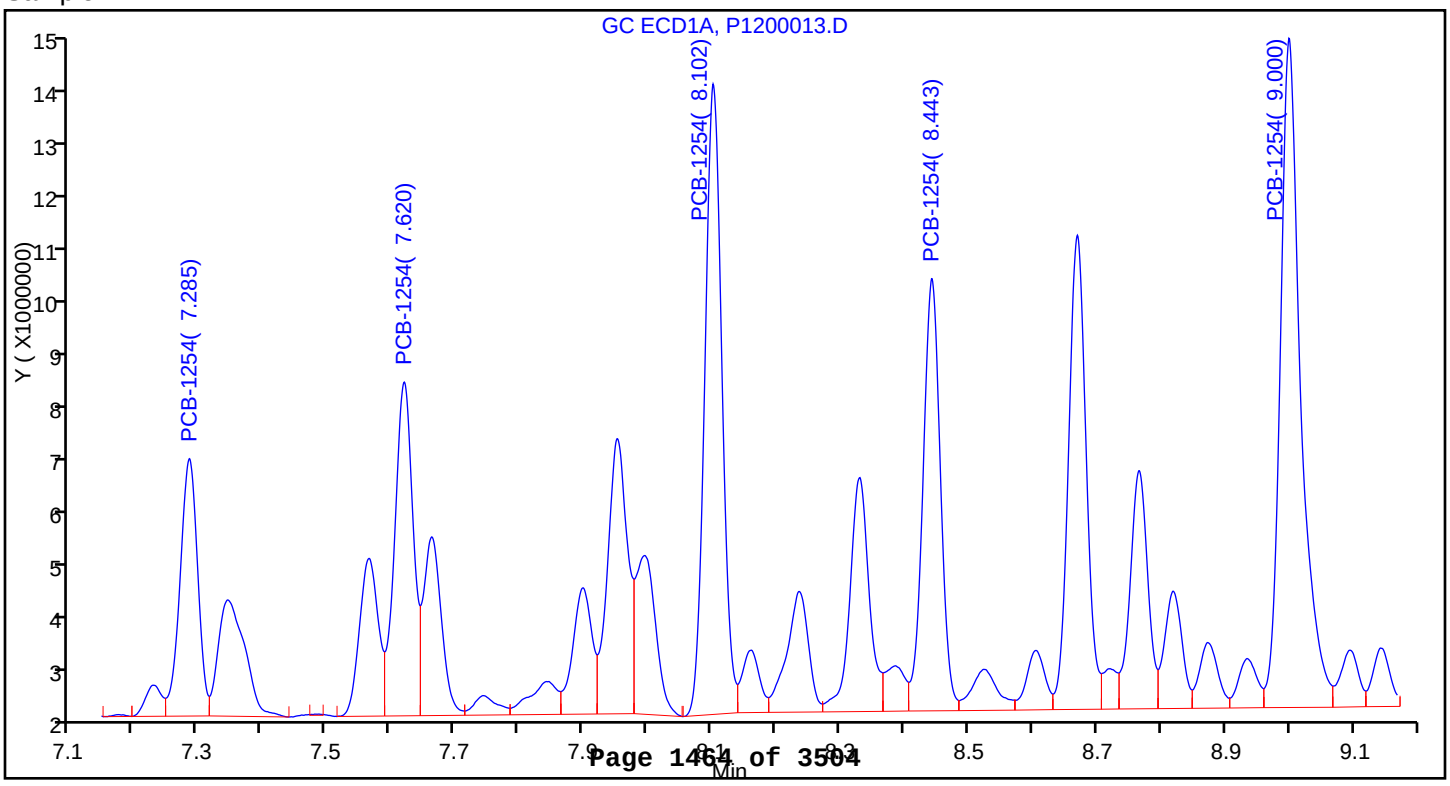

Report Date: 11-May-2015 16:31:19 Chrom Revision: 2.2 09-Apr-2015 10:05:40

TestAmerica Canton

Data File:	\\Ncchrom\ChromData\A2HP12\20150428-42999.b\P1200014.D				
Injection Date:	28-Apr-2015 10:39:45	Instrument ID:	A2HP12		
Lims ID:	240-49697-B-26-A	Lab Sample ID:	240-49697-26		
Client ID:	DR-SB-248-24-27				
Operator ID:		ALS Bottle#:	14	Worklist Smp#:	14
Injection Vol:	1.0 uL	Dil. Factor:	1.0000		
Method:	PCB12IS	Limit Group:	GC 8082A and DoD IS		
Column:		Detector	GC ECD1A		

10 PCB-1260, CAS: 11096-82-5

Calibration Sample, Level: 6

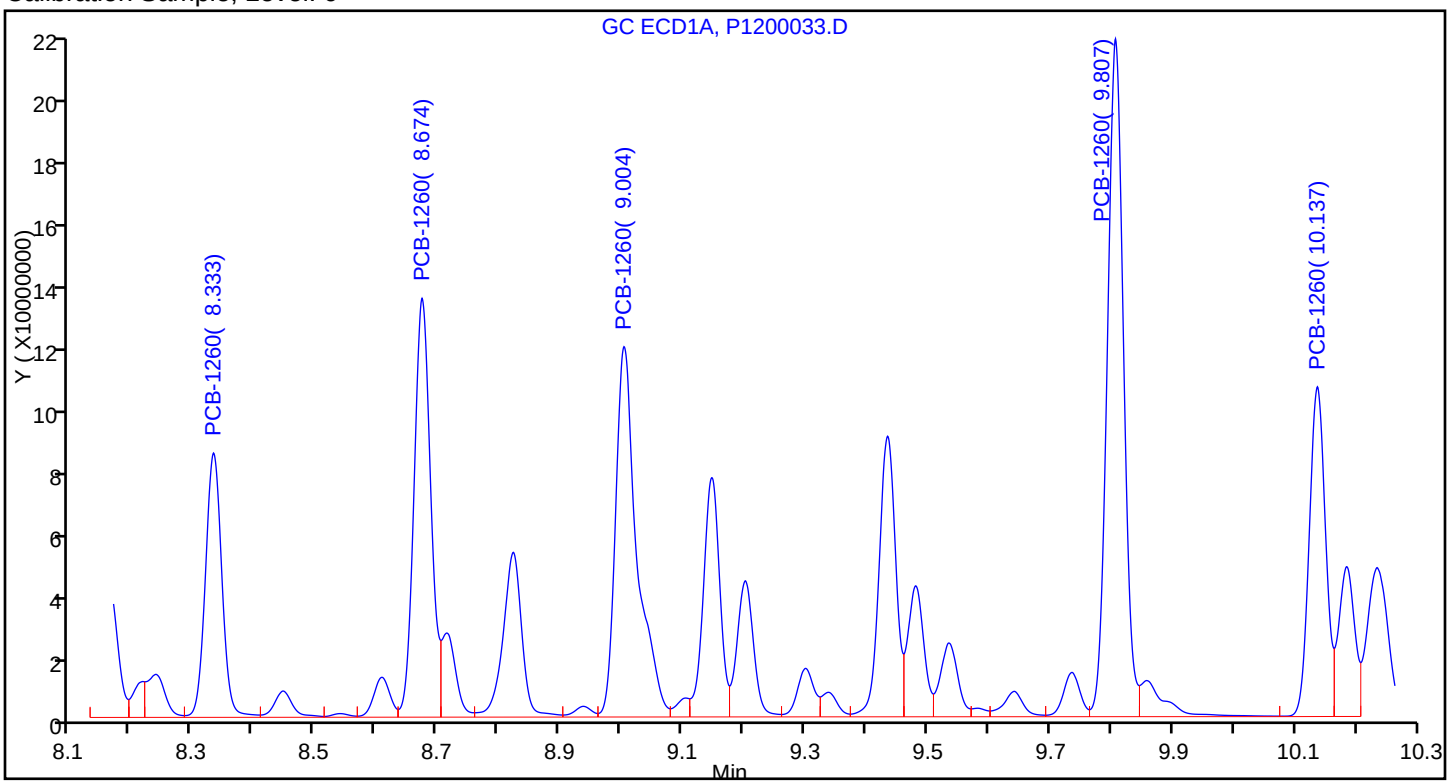

Sample

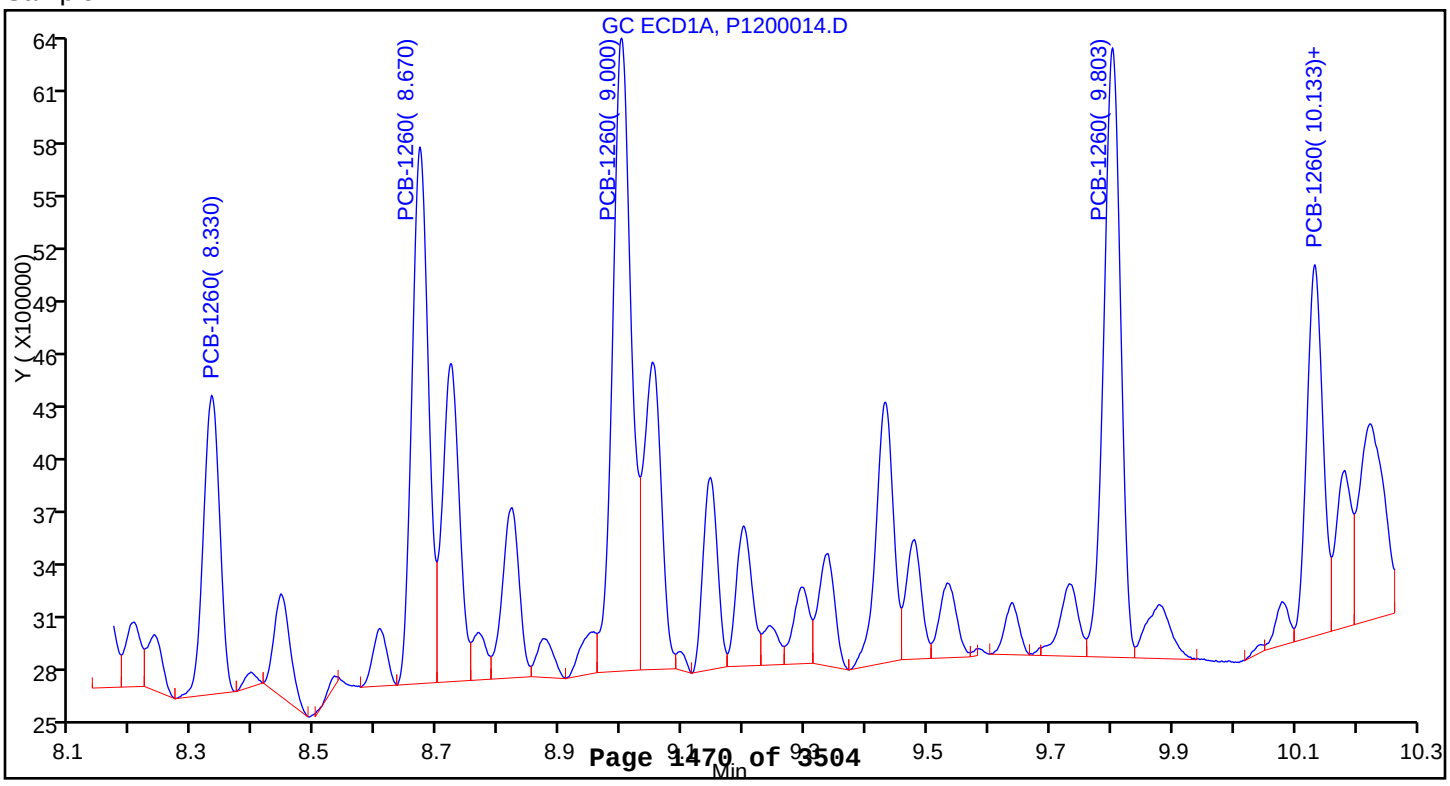

Report Date: 11-May-2015 16:31:44 Chrom Revision: 2.2 09-Apr-2015 10:05:40

TestAmerica Canton

Data File:	\\Ncchrom\ChromData\A2HP12\20150428-42999.b\P1200017.D				
Injection Date:	28-Apr-2015 11:34:03	Instrument ID:	A2HP12		
Lims ID:	240-49697-B-29-A	Lab Sample ID:	240-49697-29		
Client ID:	DR-SB-238-0-3				
Operator ID:		ALS Bottle#:	17	Worklist Smp#:	17
Injection Vol:	1.0 uL	Dil. Factor:	5.0000		
Method:	PCB12IS	Limit Group:	GC 8082A and DoD IS		
Column:		Detector	GC ECD1A		

7 PCB-1248, CAS: 12672-29-6

Calibration Sample, Level: 6

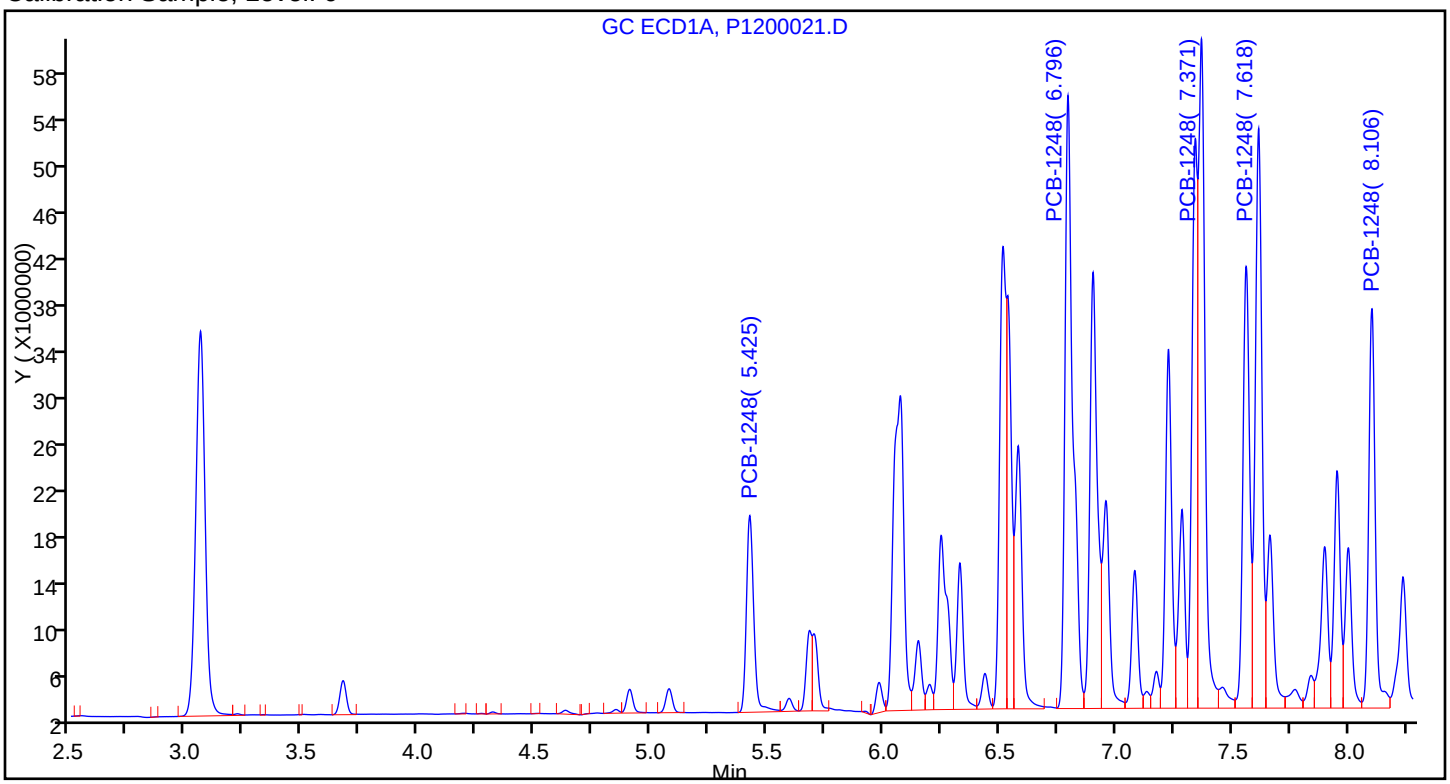

Sample

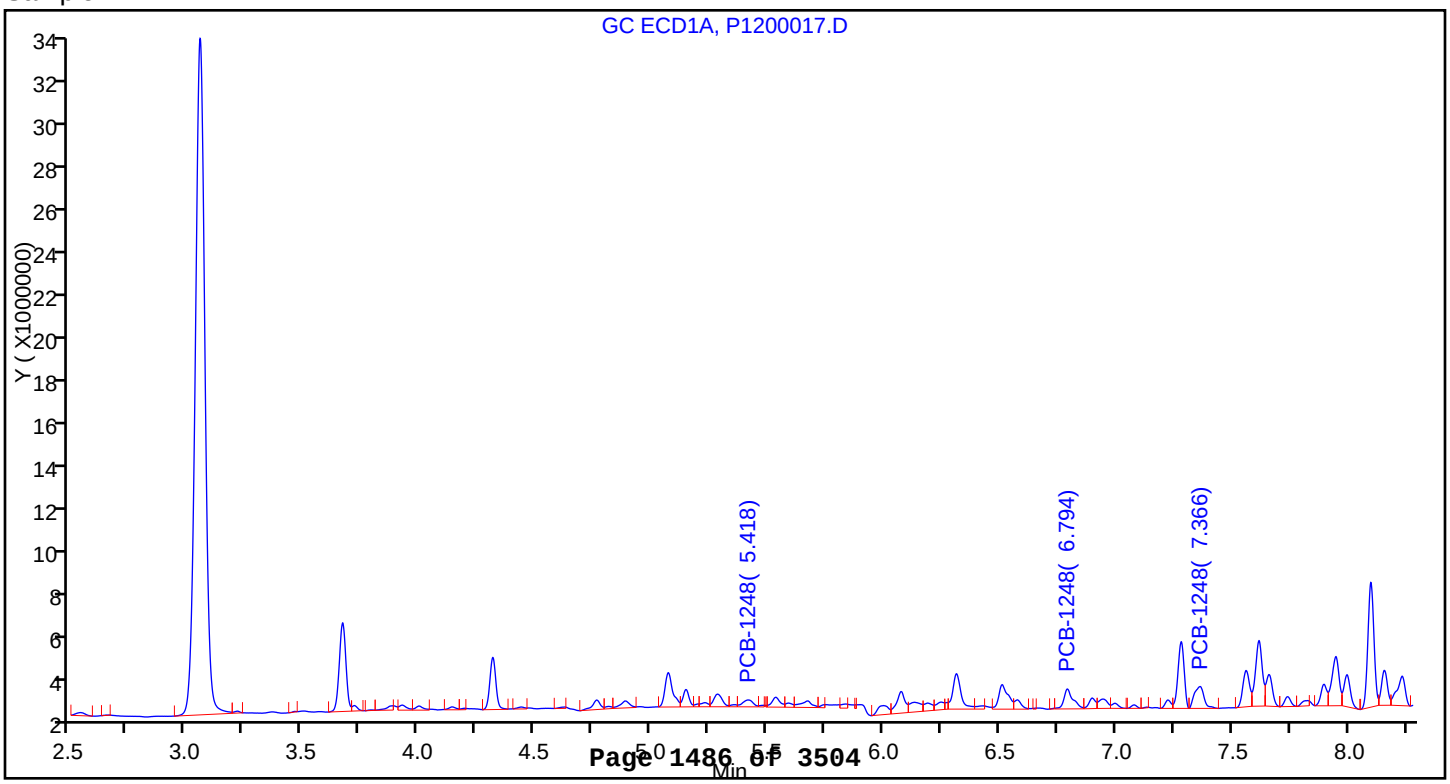

Report Date: 11-May-2015 16:31:44 Chrom Revision: 2.2 09-Apr-2015 10:05:40

TestAmerica Canton

Data File:	\\Ncchrom\ChromData\A2HP12\20150428-42999.b\P1200017.D				
Injection Date:	28-Apr-2015 11:34:03	Instrument ID:	A2HP12		
Lims ID:	240-49697-B-29-A	Lab Sample ID:	240-49697-29		
Client ID:	DR-SB-238-0-3				
Operator ID:		ALS Bottle#:	17	Worklist Smp#:	17
Injection Vol:	1.0 uL	Dil. Factor:	5.0000		
Method:	PCB12IS	Limit Group:	GC 8082A and DoD IS		
Column:		Detector	GC ECD1A		

10 PCB-1260, CAS: 11096-82-5

Calibration Sample, Level: 6

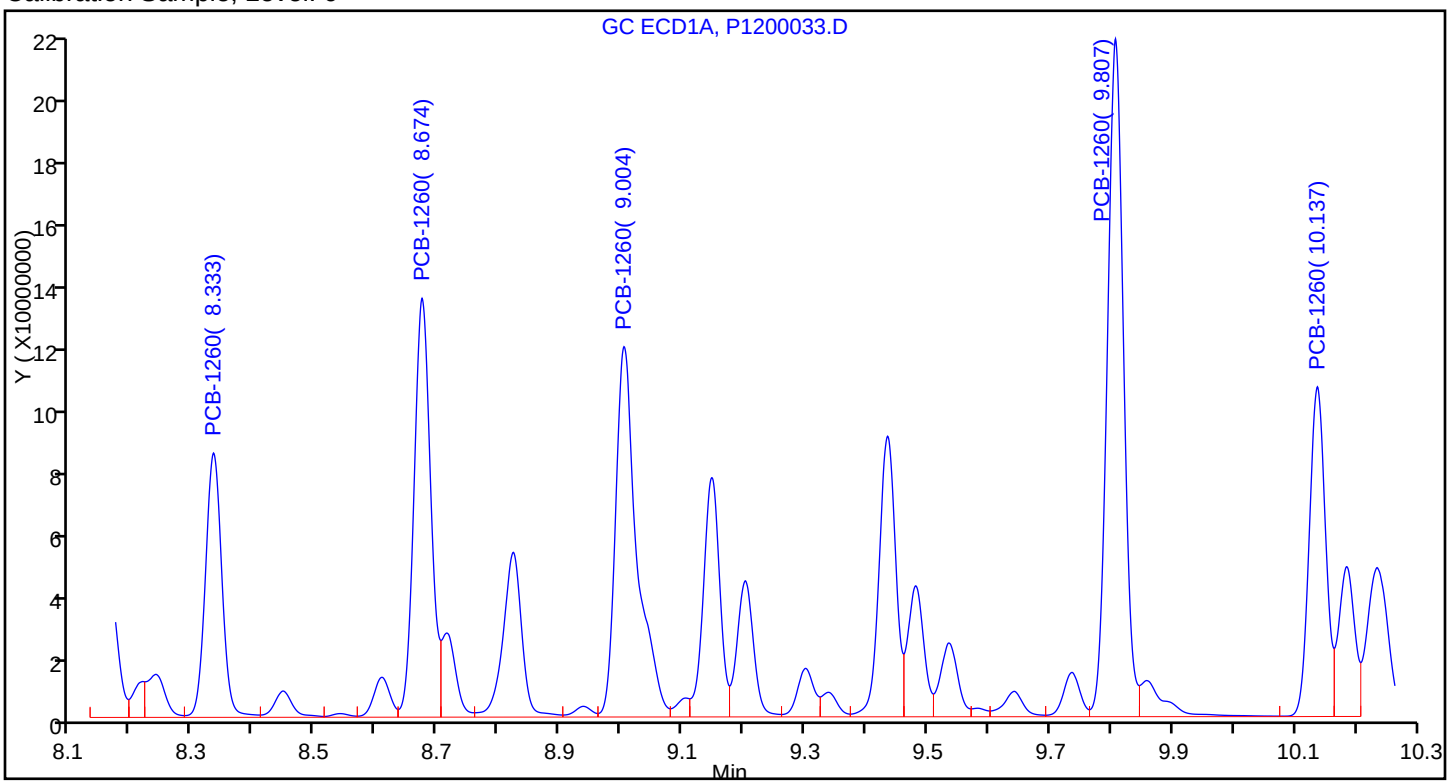

Sample

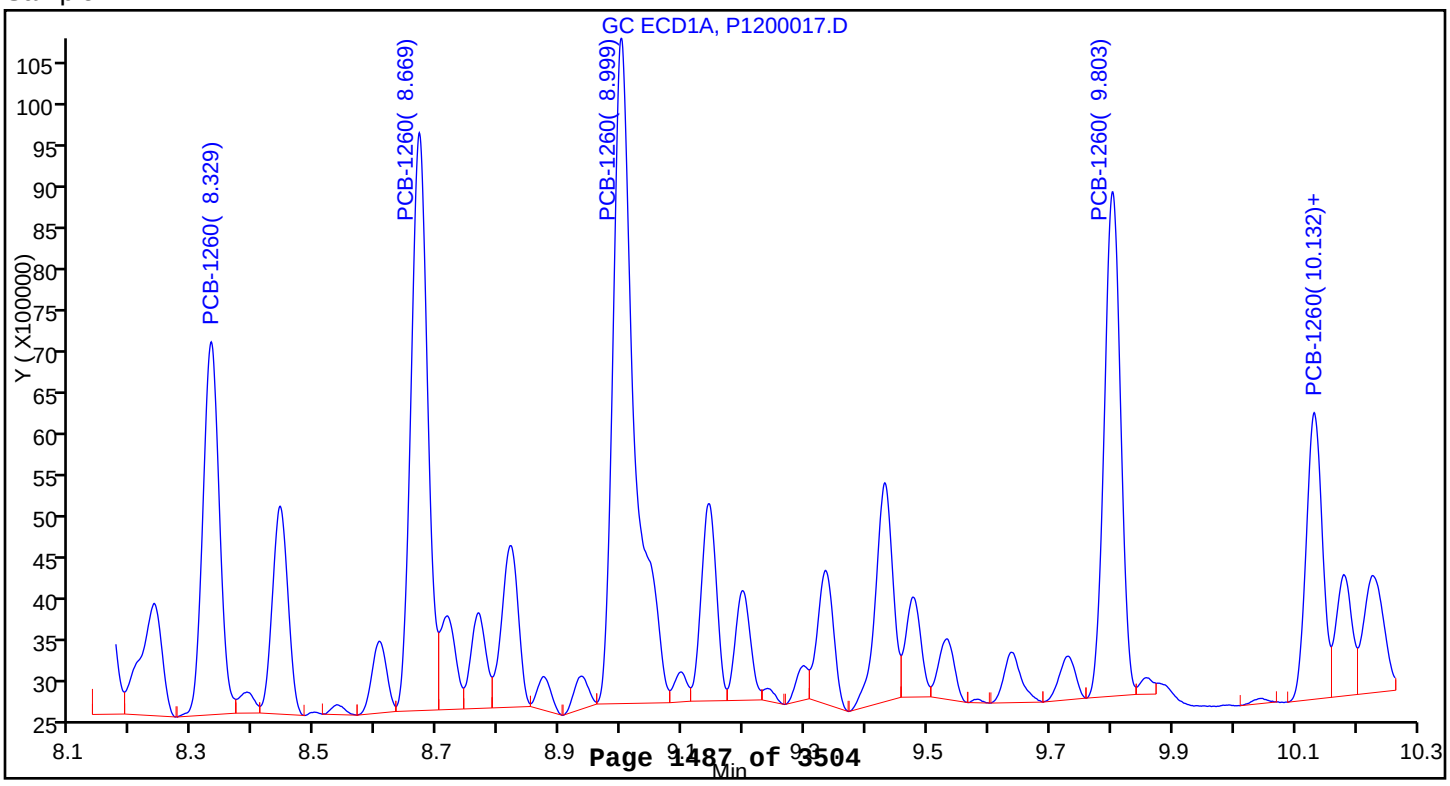

Report Date: 11-May-2015 16:31:59 Chrom Revision: 2.2 09-Apr-2015 10:05:40

TestAmerica Canton

Data File:	\\Ncchrom\ChromData\A2HP12\20150428-42999.b\P1200018.D				
Injection Date:	28-Apr-2015 11:52:07	Instrument ID:	A2HP12		
Lims ID:	240-49697-B-30-A	Lab Sample ID:	240-49697-30		
Client ID:	DR-SB-238-24-27				
Operator ID:		ALS Bottle#:	18	Worklist Smp#:	18
Injection Vol:	1.0 uL	Dil. Factor:	1.0000		
Method:	PCB12IS	Limit Group:	GC 8082A and DoD IS		
Column:		Detector	GC ECD1A		

8 PCB-1254, CAS: 11097-69-1

Calibration Sample, Level: 6

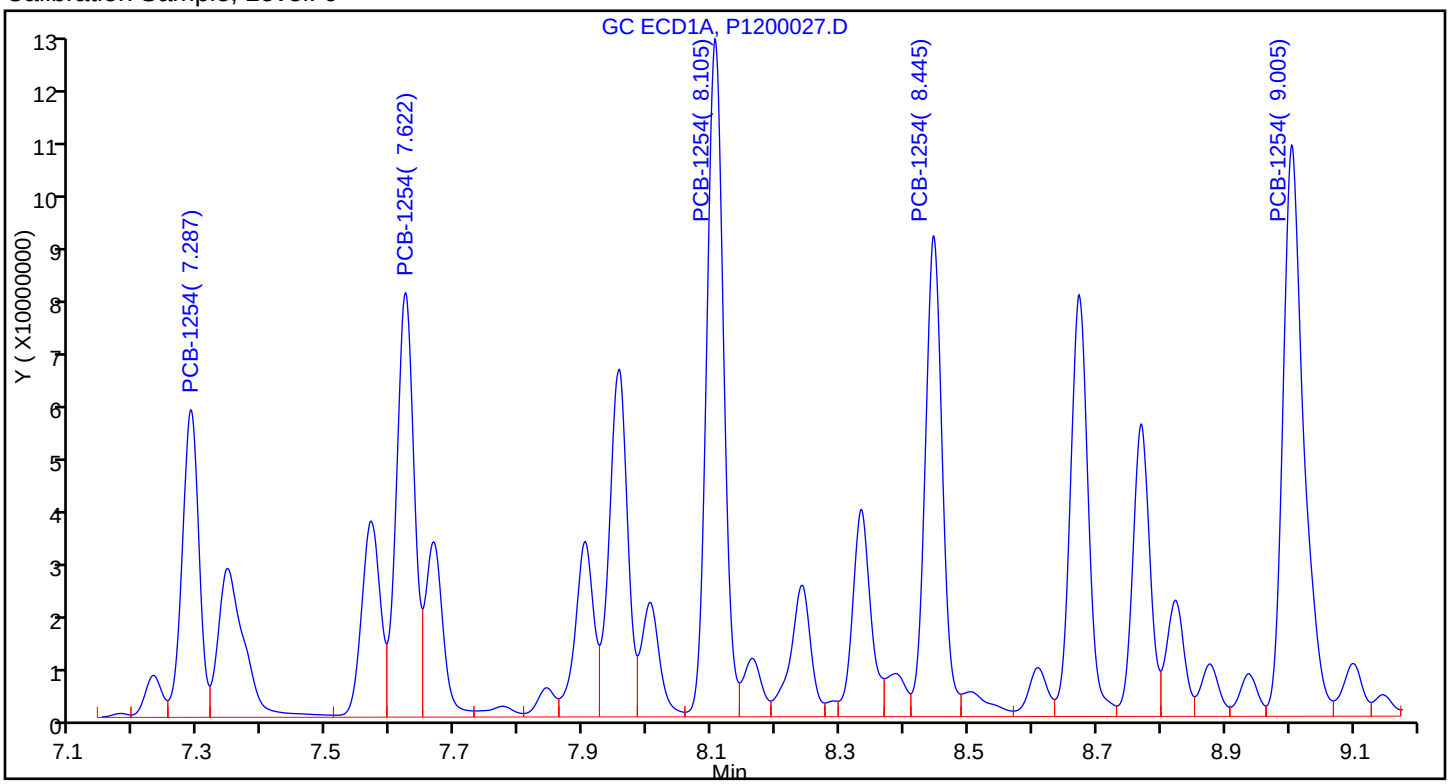

Sample

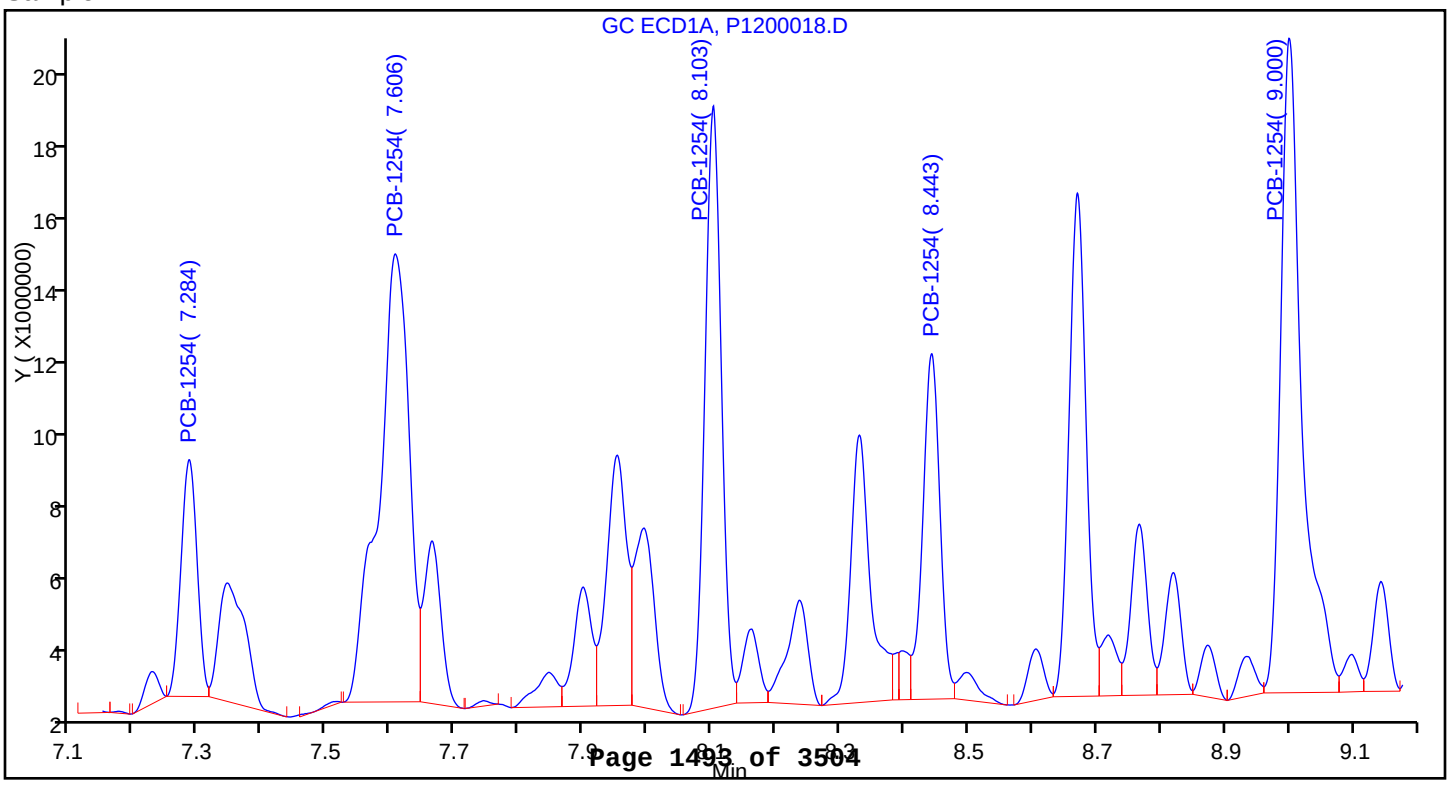

Report Date: 11-May-2015 16:32:08 Chrom Revision: 2.2 09-Apr-2015 10:05:40

TestAmerica Canton

Data File:	\\Ncchrom\ChromData\A2HP12\20150428-42999.b\P1200019.D				
Injection Date:	28-Apr-2015 12:10:14	Instrument ID:	A2HP12		
Lims ID:	240-49697-B-31-A	Lab Sample ID:	240-49697-31		
Client ID:	DR-SB-238-36-39				
Operator ID:		ALS Bottle#:	19	Worklist Smp#:	19
Injection Vol:	1.0 uL	Dil. Factor:	1.0000		
Method:	PCB12IS	Limit Group:	GC 8082A and DoD IS		
Column:		Detector	GC ECD1A		

5 PCB-1242, CAS: 53469-21-9

Calibration Sample, Level: 6

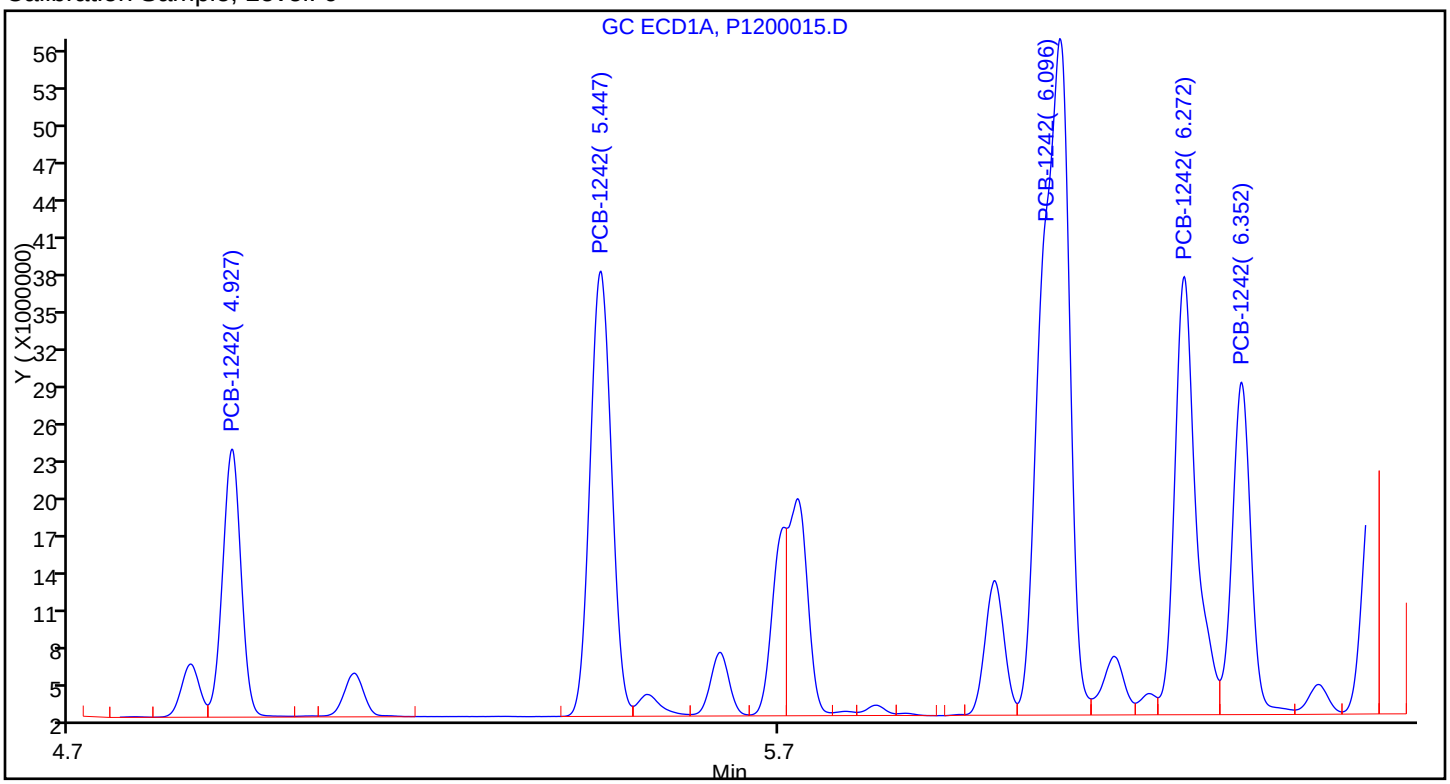

Sample

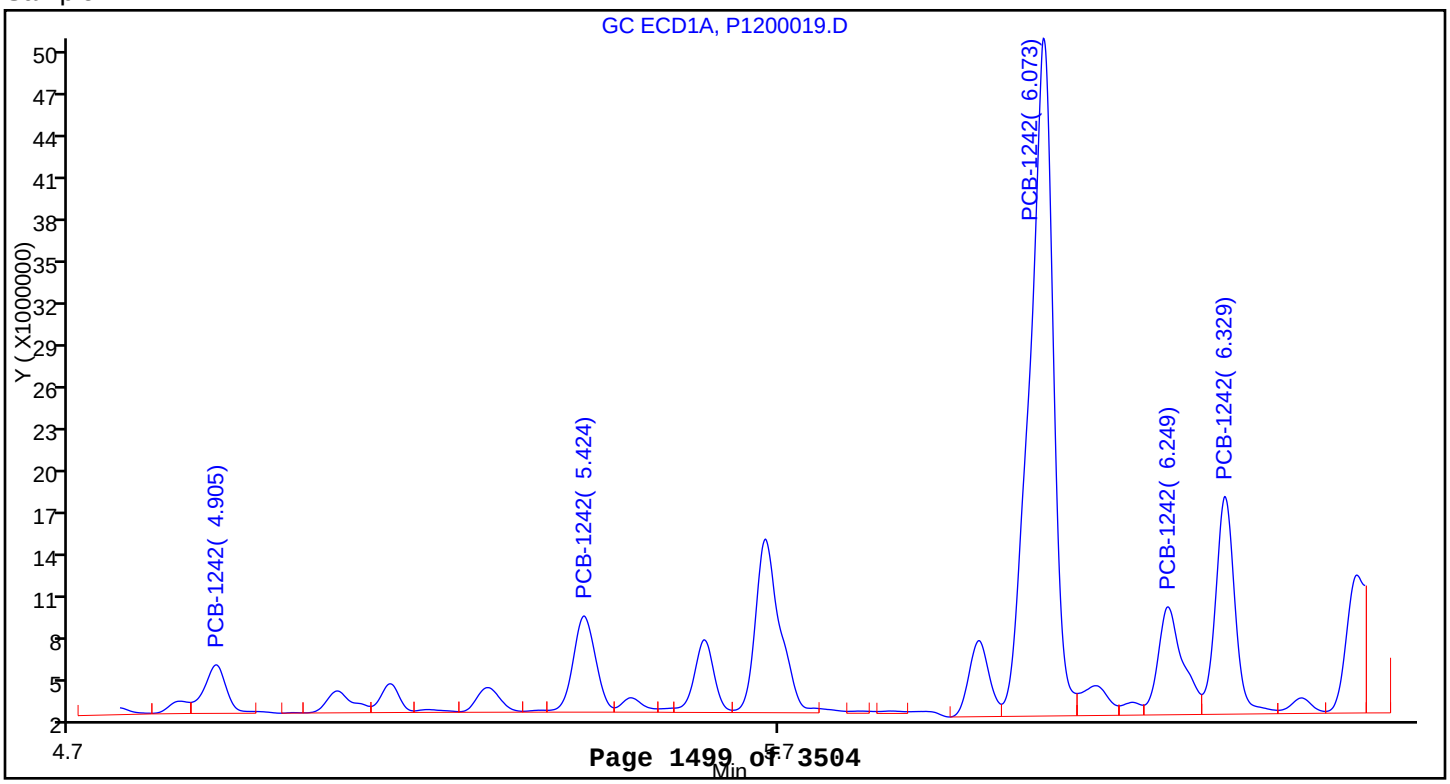

Report Date: 11-May-2015 16:32:09 Chrom Revision: 2.2 09-Apr-2015 10:05:40

TestAmerica Canton

Data File:	\\Ncchrom\ChromData\A2HP12\20150428-42999.b\P1200019.D				
Injection Date:	28-Apr-2015 12:10:14	Instrument ID:	A2HP12		
Lims ID:	240-49697-B-31-A	Lab Sample ID:	240-49697-31		
Client ID:	DR-SB-238-36-39				
Operator ID:		ALS Bottle#:	19	Worklist Smp#:	19
Injection Vol:	1.0 uL	Dil. Factor:	1.0000		
Method:	PCB12IS	Limit Group:	GC 8082A and DoD IS		
Column:		Detector	GC ECD1A		

8 PCB-1254, CAS: 11097-69-1

Calibration Sample, Level: 6

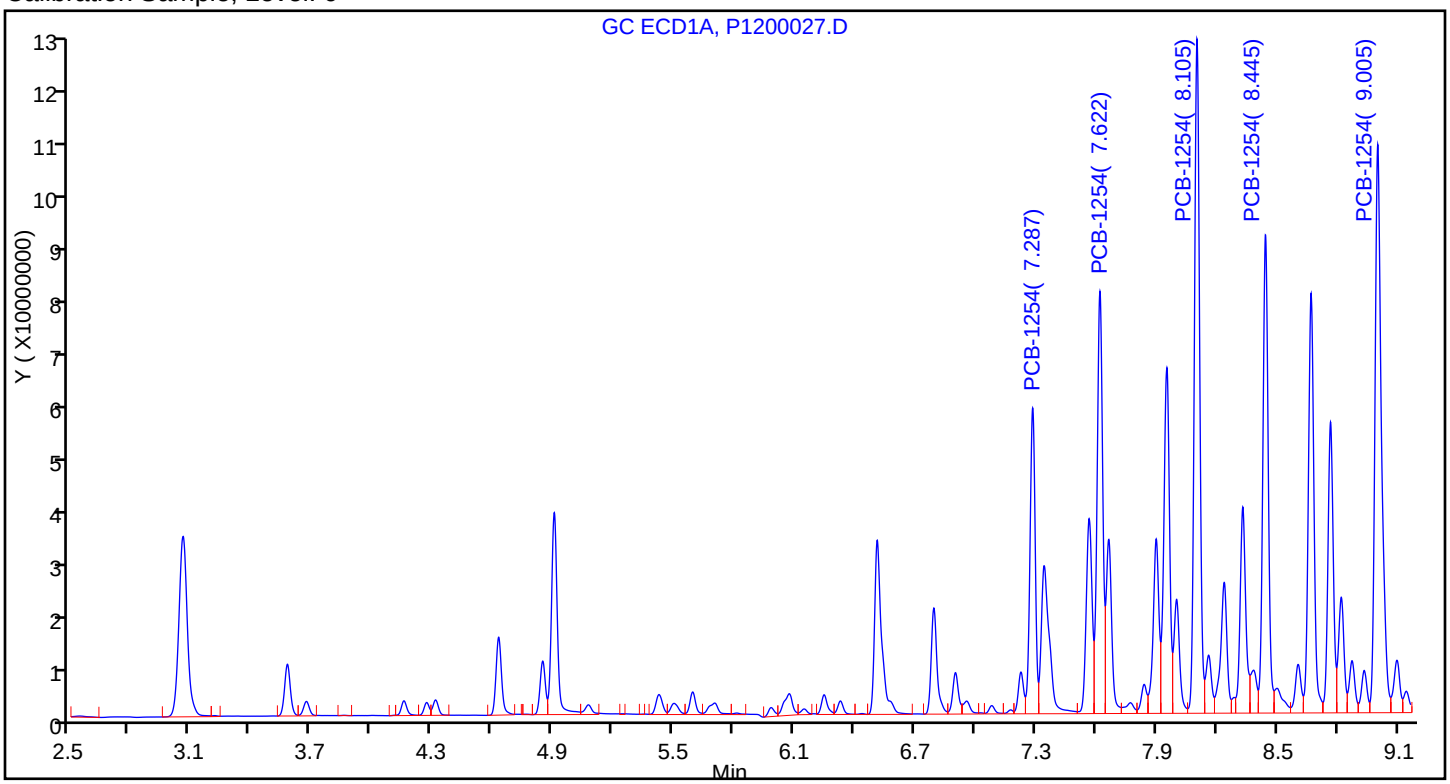

Sample

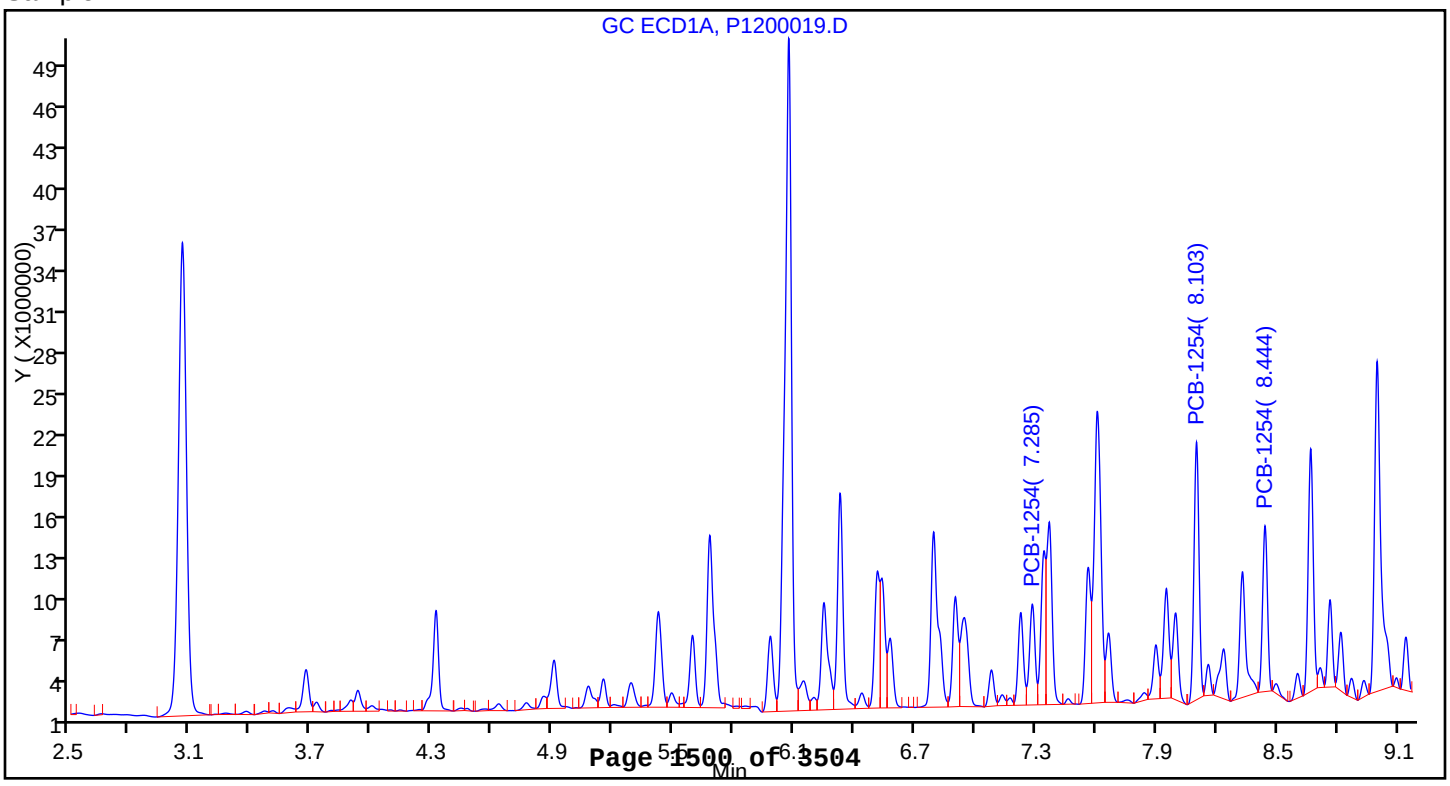

Report Date: 11-May-2015 16:32:17 Chrom Revision: 2.2 09-Apr-2015 10:05:40

TestAmerica Canton

Data File:	\\Ncchrom\ChromData\A2HP12\20150428-42999.b\P1200020.D				
Injection Date:	28-Apr-2015 12:28:17	Instrument ID:	A2HP12		
Lims ID:	240-49697-B-32-A	Lab Sample ID:	240-49697-32		
Client ID:	DR-SB-238-48-51				
Operator ID:		ALS Bottle#:	20	Worklist Smp#:	20
Injection Vol:	1.0 uL	Dil. Factor:	5.0000		
Method:	PCB12IS	Limit Group:	GC 8082A and DoD IS		
Column:		Detector	GC ECD1A		

5 PCB-1242, CAS: 53469-21-9

Calibration Sample, Level: 6

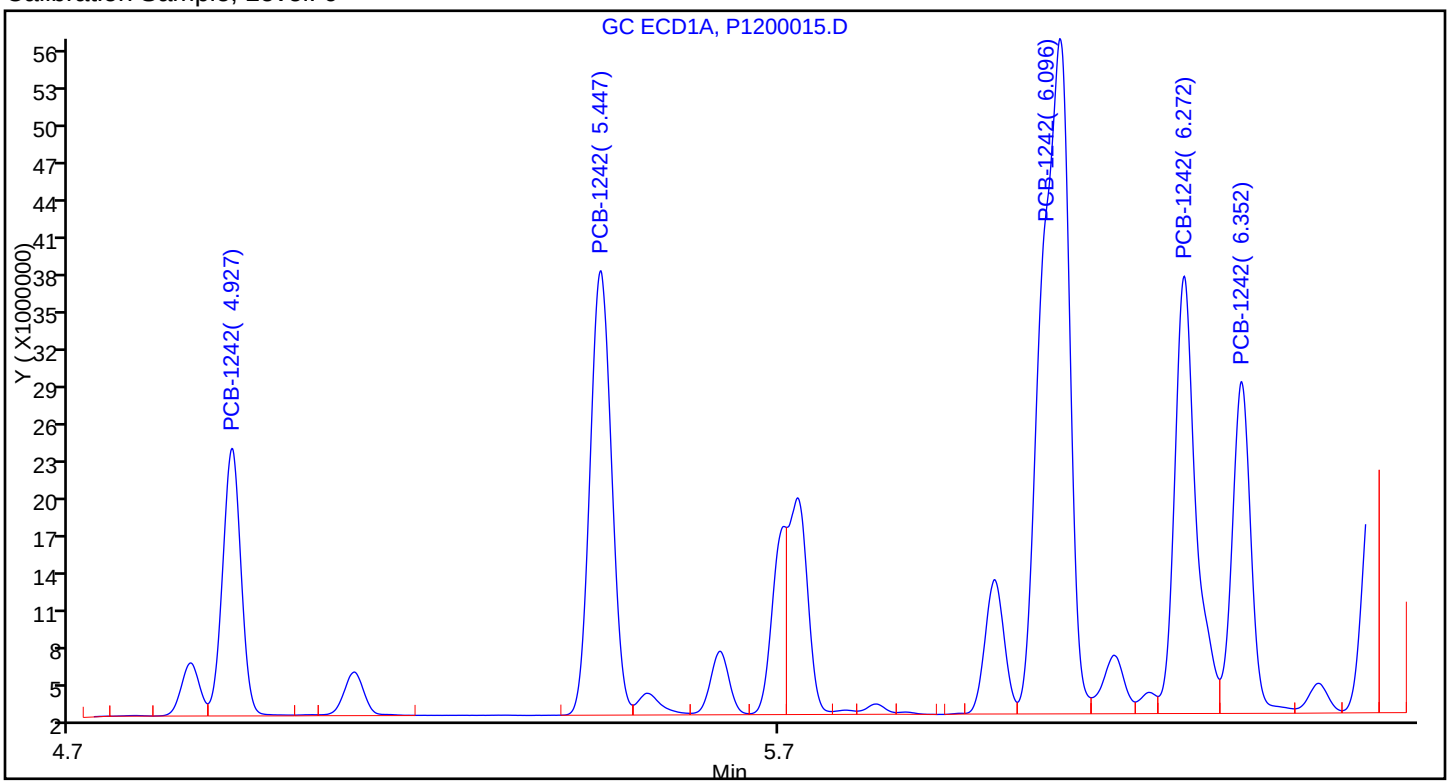

Sample

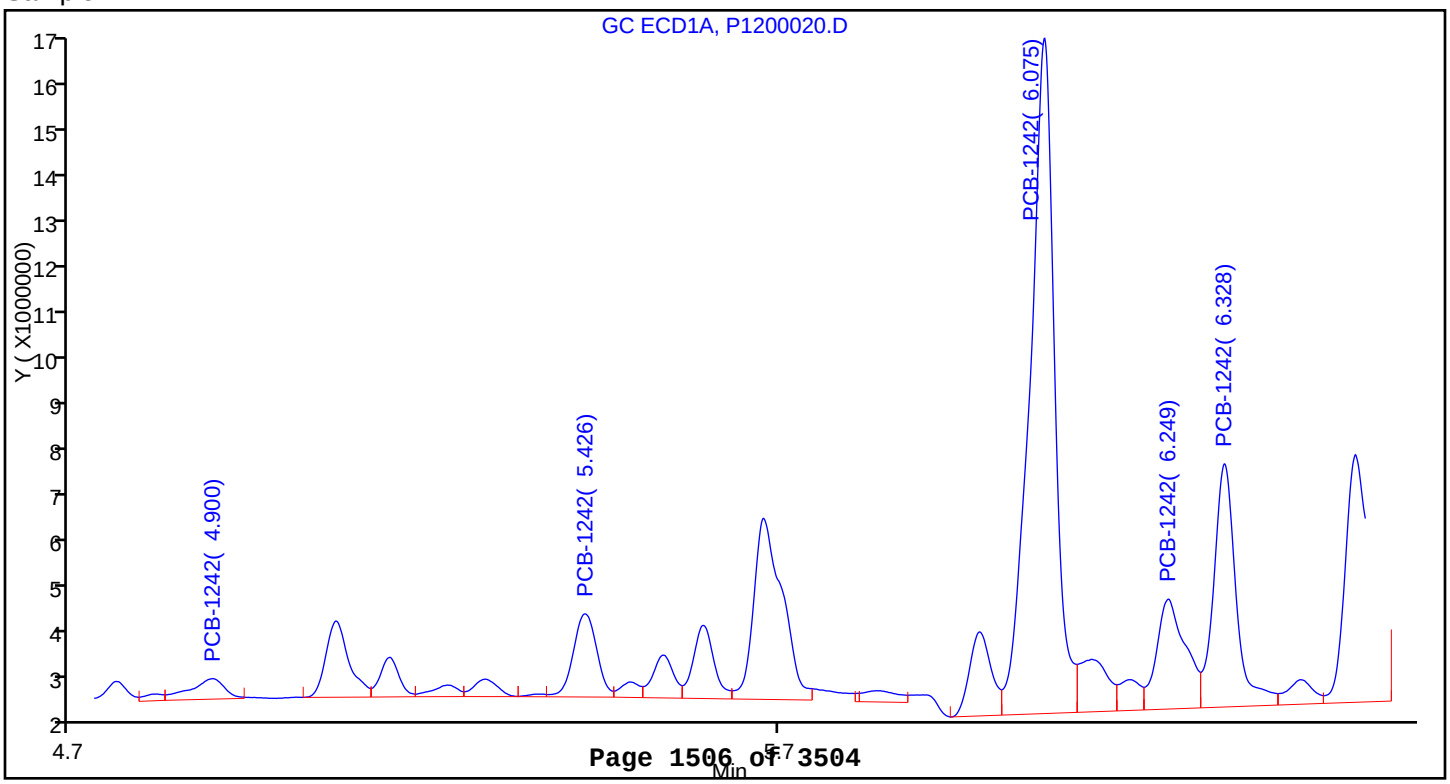

Report Date: 11-May-2015 16:32:18 Chrom Revision: 2.2 09-Apr-2015 10:05:40

TestAmerica Canton

Data File:	\\Ncchrom\ChromData\A2HP12\20150428-42999.b\P1200020.D				
Injection Date:	28-Apr-2015 12:28:17	Instrument ID:	A2HP12		
Lims ID:	240-49697-B-32-A	Lab Sample ID:	240-49697-32		
Client ID:	DR-SB-238-48-51				
Operator ID:		ALS Bottle#:	20	Worklist Smp#:	20
Injection Vol:	1.0 uL	Dil. Factor:	5.0000		
Method:	PCB12IS	Limit Group:	GC 8082A and DoD IS		
Column:		Detector	GC ECD1A		

8 PCB-1254, CAS: 11097-69-1

Calibration Sample, Level: 6

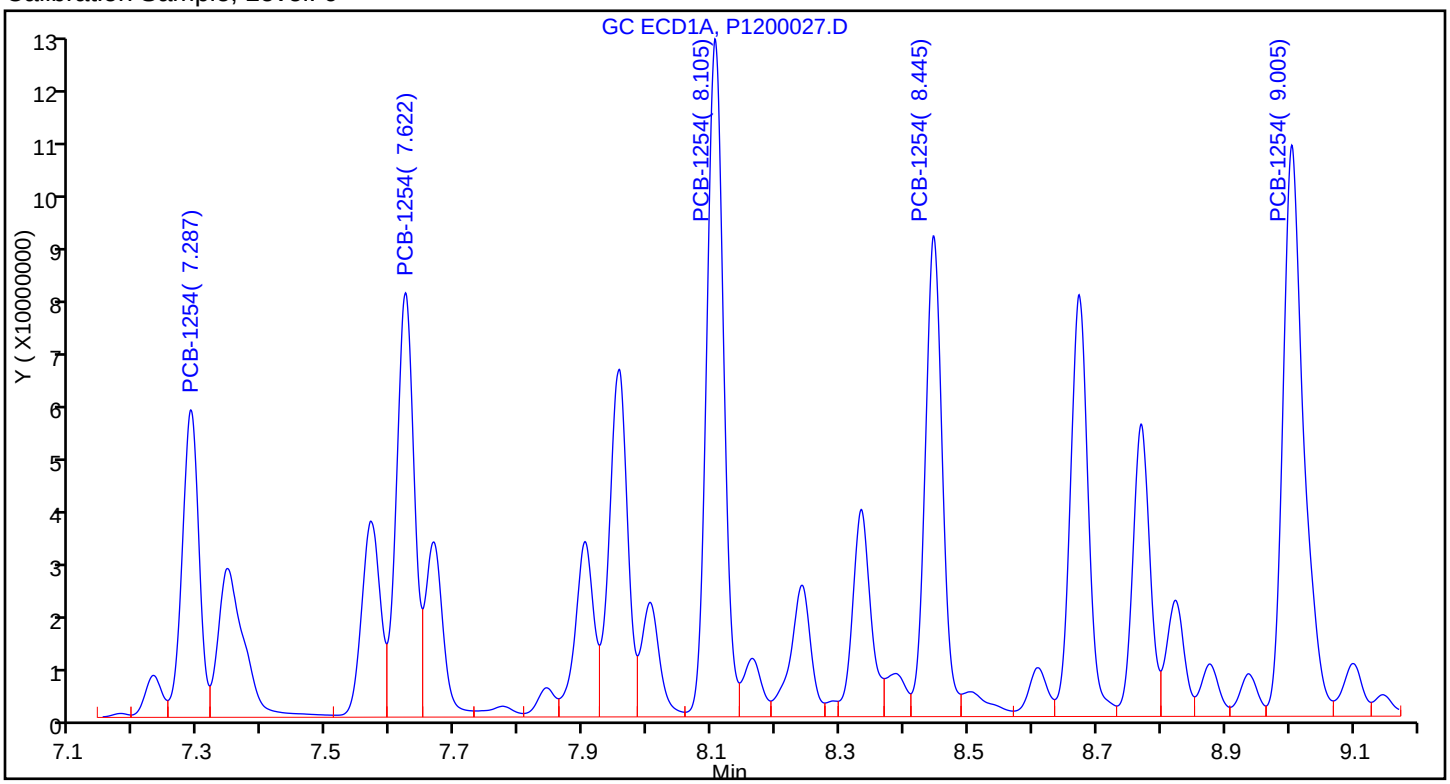

Sample

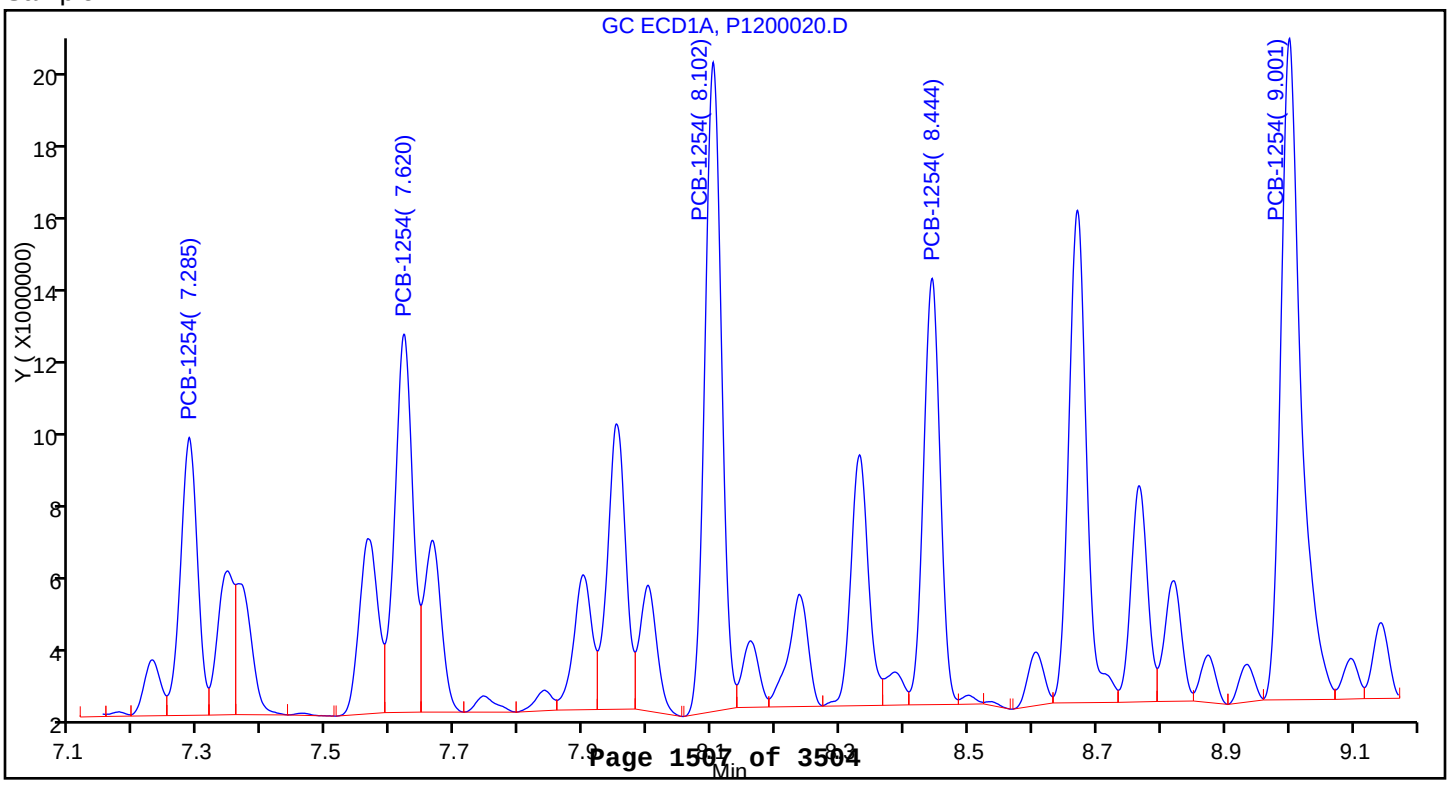

Report Date: 11-May-2015 16:32:27 Chrom Revision: 2.2 09-Apr-2015 10:05:40

TestAmerica Canton

Data File:	\\Ncchrom\ChromData\A2HP12\20150428-42999.b\P1200021.D				
Injection Date:	28-Apr-2015 12:46:26	Instrument ID:	A2HP12		
Lims ID:	240-49697-B-33-A	Lab Sample ID:	240-49697-33		
Client ID:	DR-SB-234-0-3				
Operator ID:		ALS Bottle#:	21	Worklist Smp#:	21
Injection Vol:	1.0 uL	Dil. Factor:	1.0000		
Method:	PCB12IS	Limit Group:	GC 8082A and DoD IS		
Column:		Detector	GC ECD1A		

10 PCB-1260, CAS: 11096-82-5

Calibration Sample, Level: 6

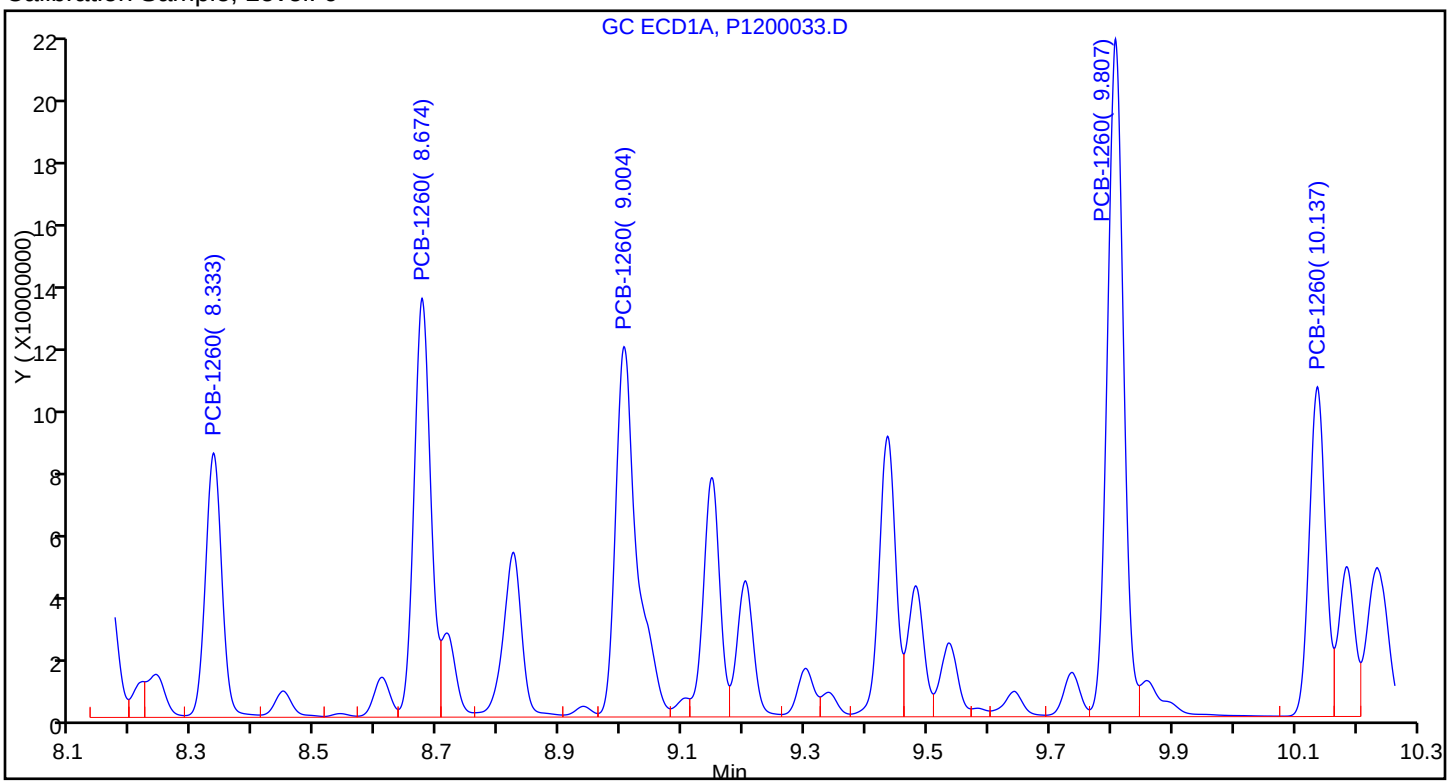

Sample

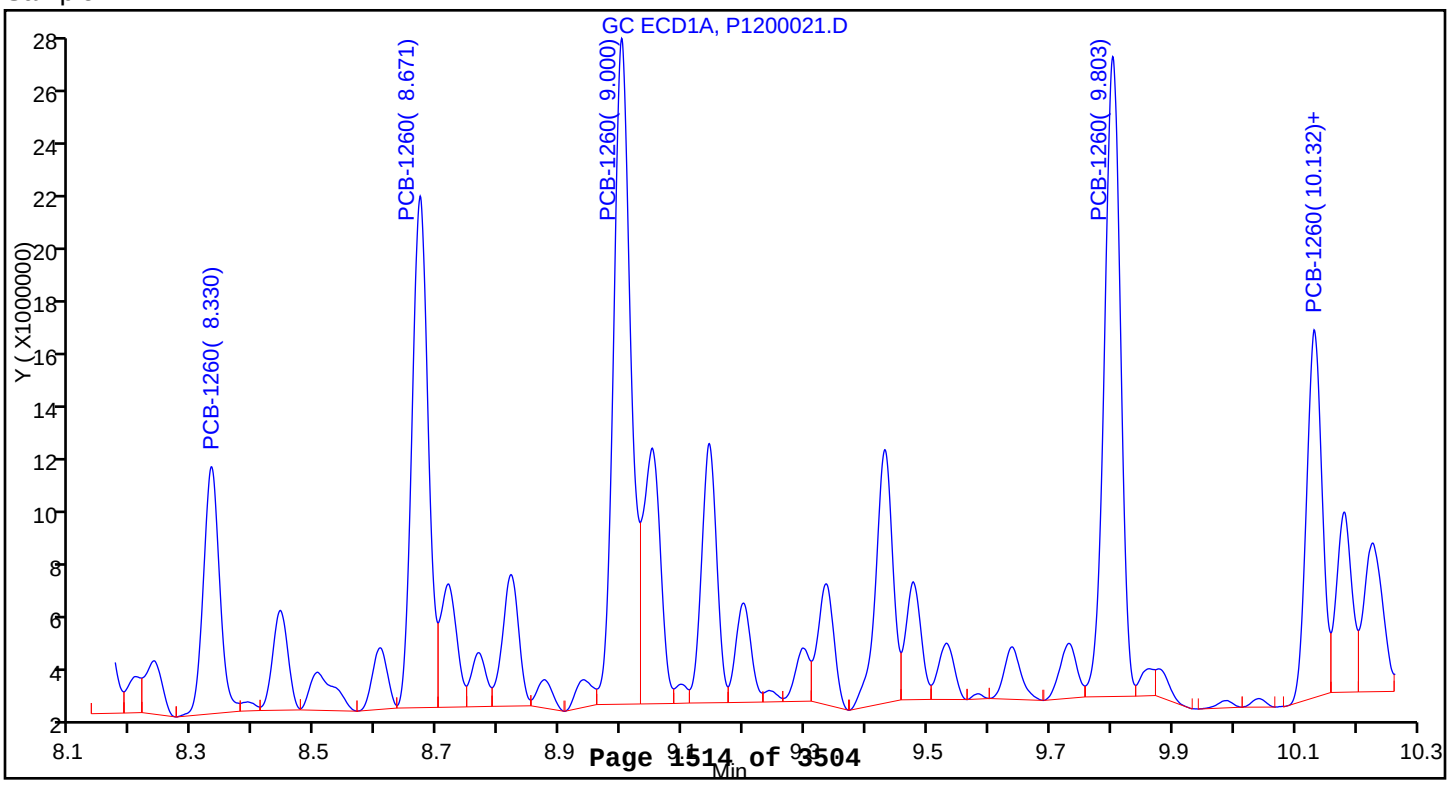

Report Date: 11-May-2015 14:51:03 Chrom Revision: 2.2 09-Apr-2015 10:05:40

TestAmerica Canton

Data File:	\\NCChrom\ChromData\A2HP13\20150501-43173.b\P1300054.D				
Injection Date:	04-May-2015 03:32:29	Instrument ID:	A2HP13		
Lims ID:	240-49697-B-34-A	Lab Sample ID:	240-49697-34		
Client ID:	DR-SB-234-24-27				
Operator ID:		ALS Bottle#:	54	Worklist Smp#:	18
Injection Vol:	1.0 uL	Dil. Factor:	1.0000		
Method:	PCB13	Limit Group:	GC 8082A ICAL		
Column:		Detector	GC ecd2b		

8 PCB-1254, CAS: 11097-69-1

Calibration Sample, Level: 6

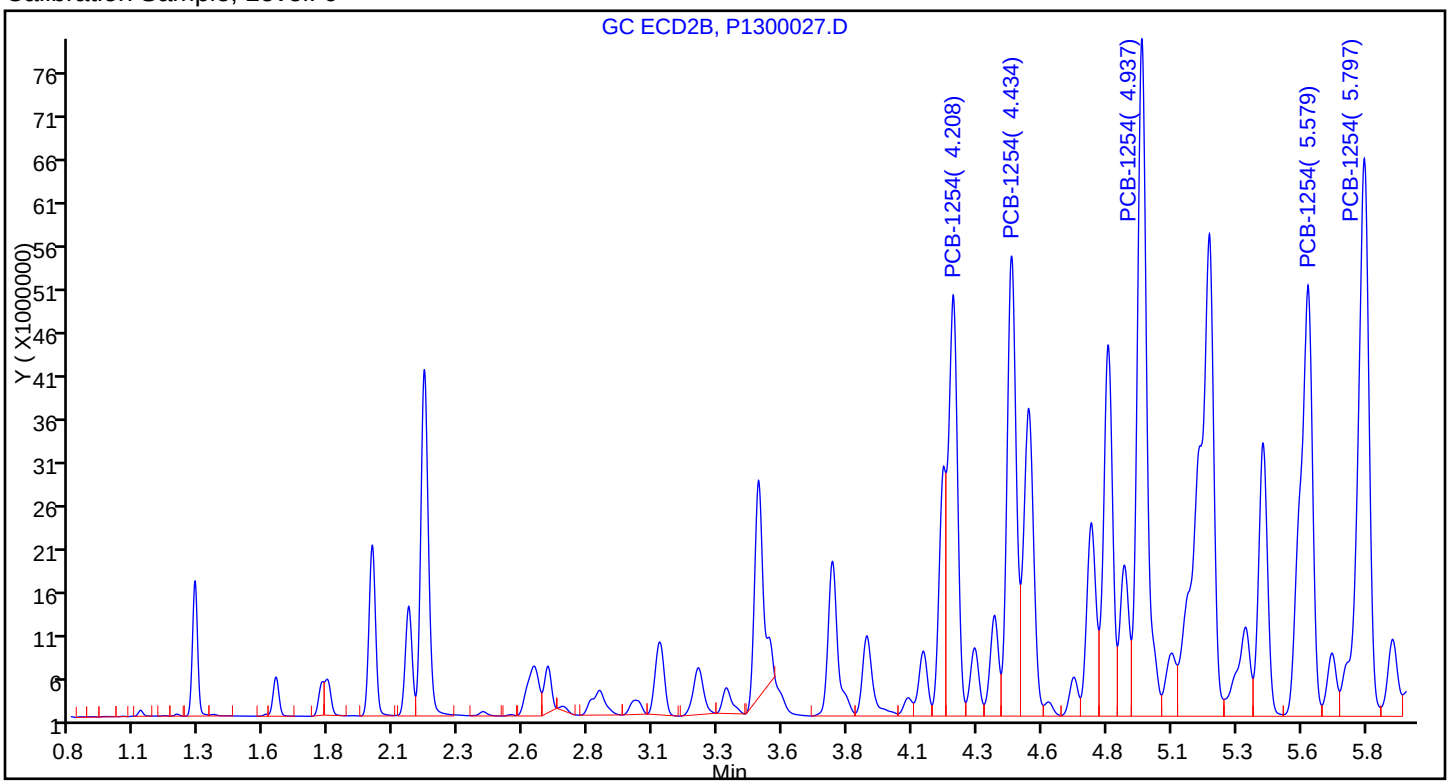

Sample

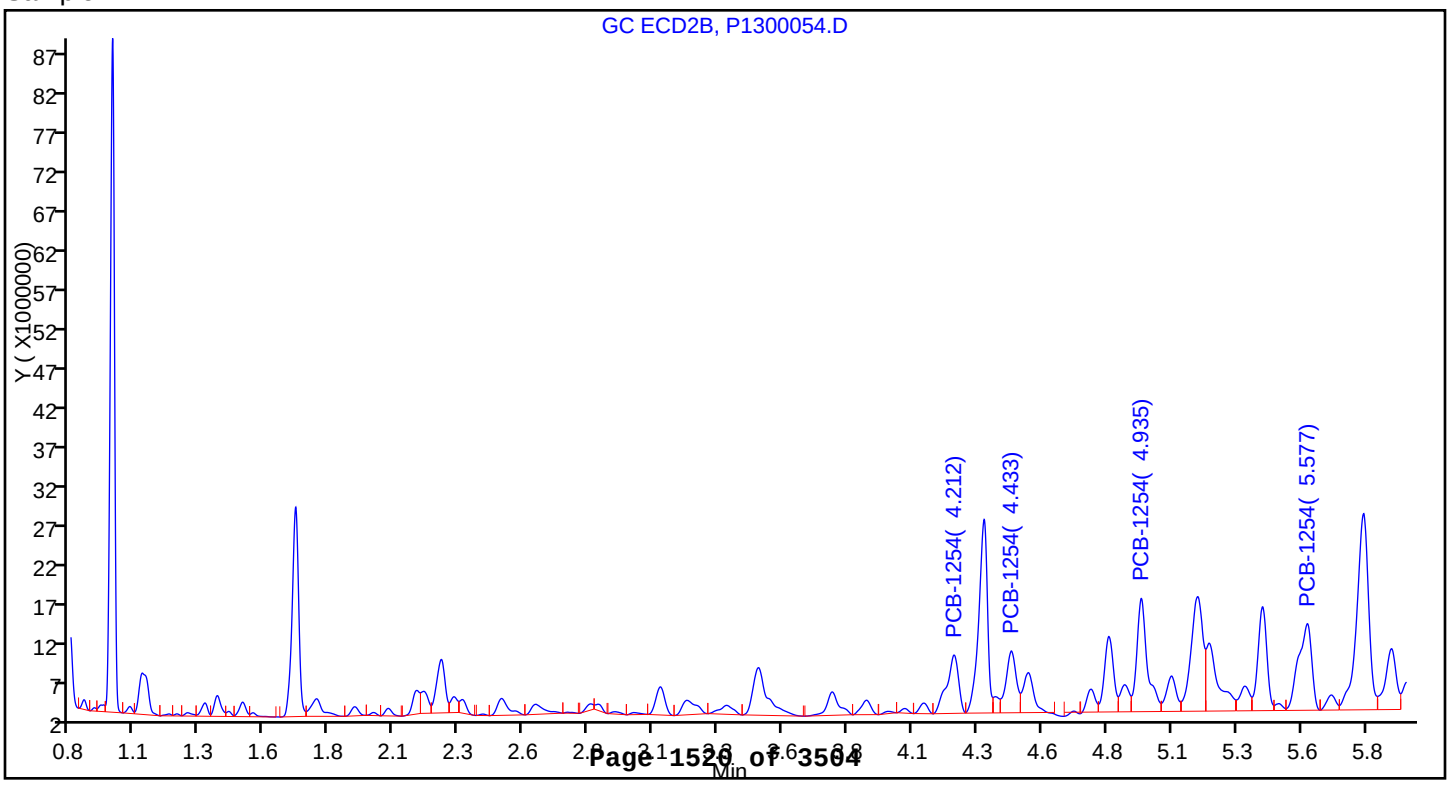

Report Date: 11-May-2015 14:51:22 Chrom Revision: 2.2 09-Apr-2015 10:05:40

TestAmerica Canton

Data File:	\\NCChrom\ChromData\A2HP13\20150501-43173.b\P1300055.D				
Injection Date:	04-May-2015 03:48:51	Instrument ID:	A2HP13		
Lims ID:	240-49697-B-35-A	Lab Sample ID:	240-49697-35		
Client ID:	DR-SB-234-36-39				
Operator ID:		ALS Bottle#:	55	Worklist Smp#:	19
Injection Vol:	1.0 uL	Dil. Factor:	1.0000		
Method:	PCB13	Limit Group:	GC 8082A ICAL		
Column:		Detector	GC ecd2b		

10 PCB-1260, CAS: 11096-82-5

Calibration Sample, Level: 6

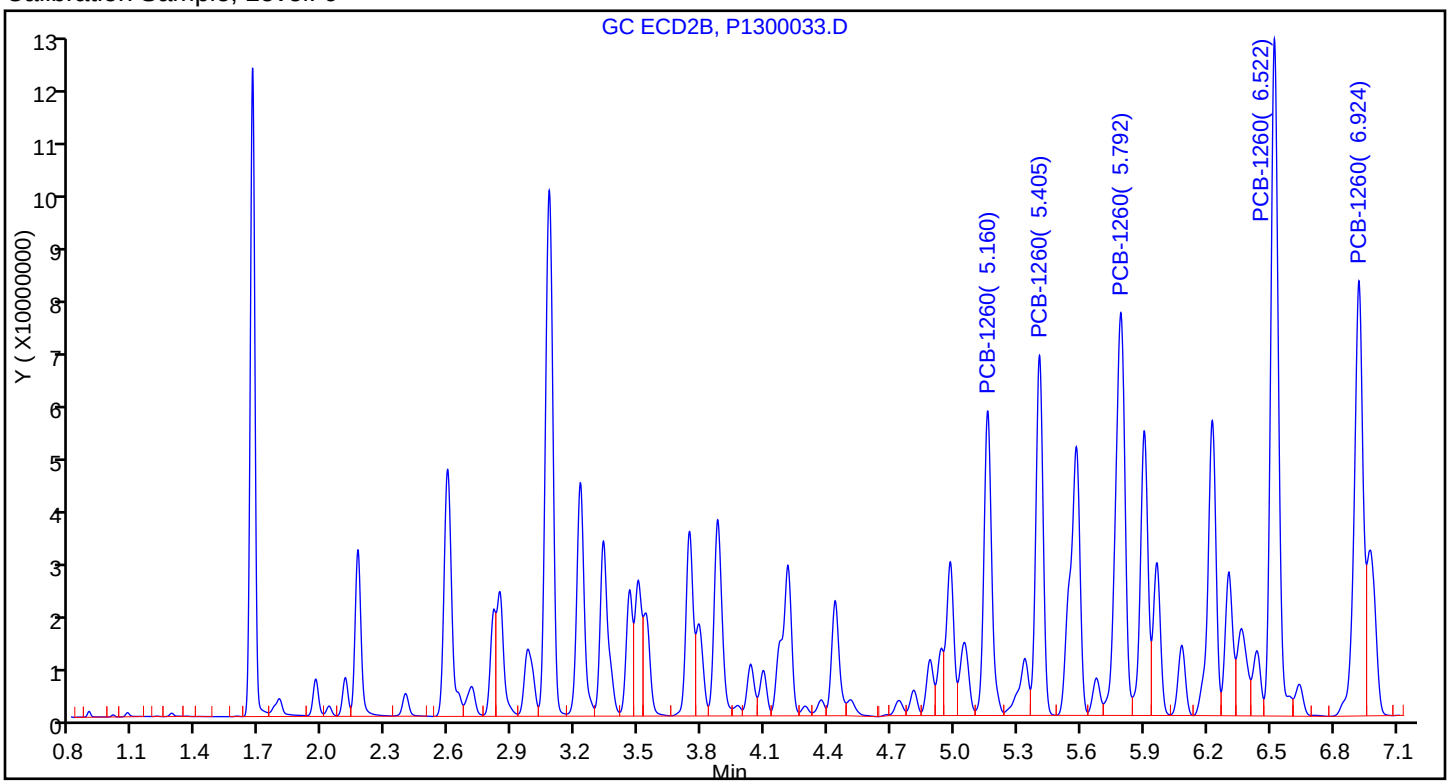

Sample

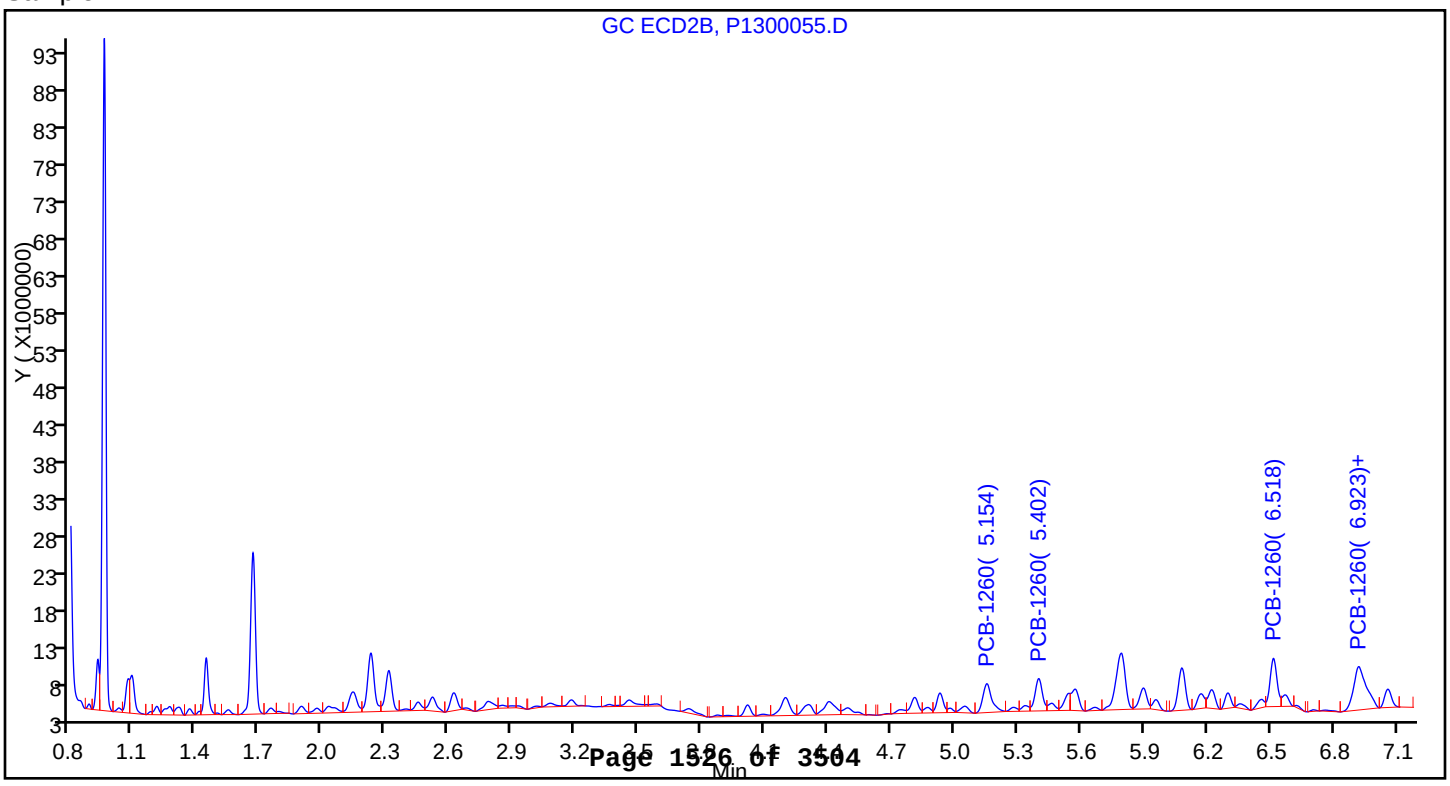

Report Date: 11-May-2015 14:51:42 Chrom Revision: 2.2 09-Apr-2015 10:05:40

TestAmerica Canton

Data File:	\\NCChrom\ChromData\A2HP13\20150501-43173.b\P1300056.D				
Injection Date:	04-May-2015 04:05:18	Instrument ID:	A2HP13		
Lims ID:	240-49697-B-36-A	Lab Sample ID:	240-49697-36		
Client ID:	DR-SB-234-48-51				
Operator ID:		ALS Bottle#:	56	Worklist Smp#:	20
Injection Vol:	1.0 uL	Dil. Factor:	1.0000		
Method:	PCB13	Limit Group:	GC 8082A ICAL		
Column:		Detector	GC ecd2b		

8 PCB-1254, CAS: 11097-69-1

Calibration Sample, Level: 6

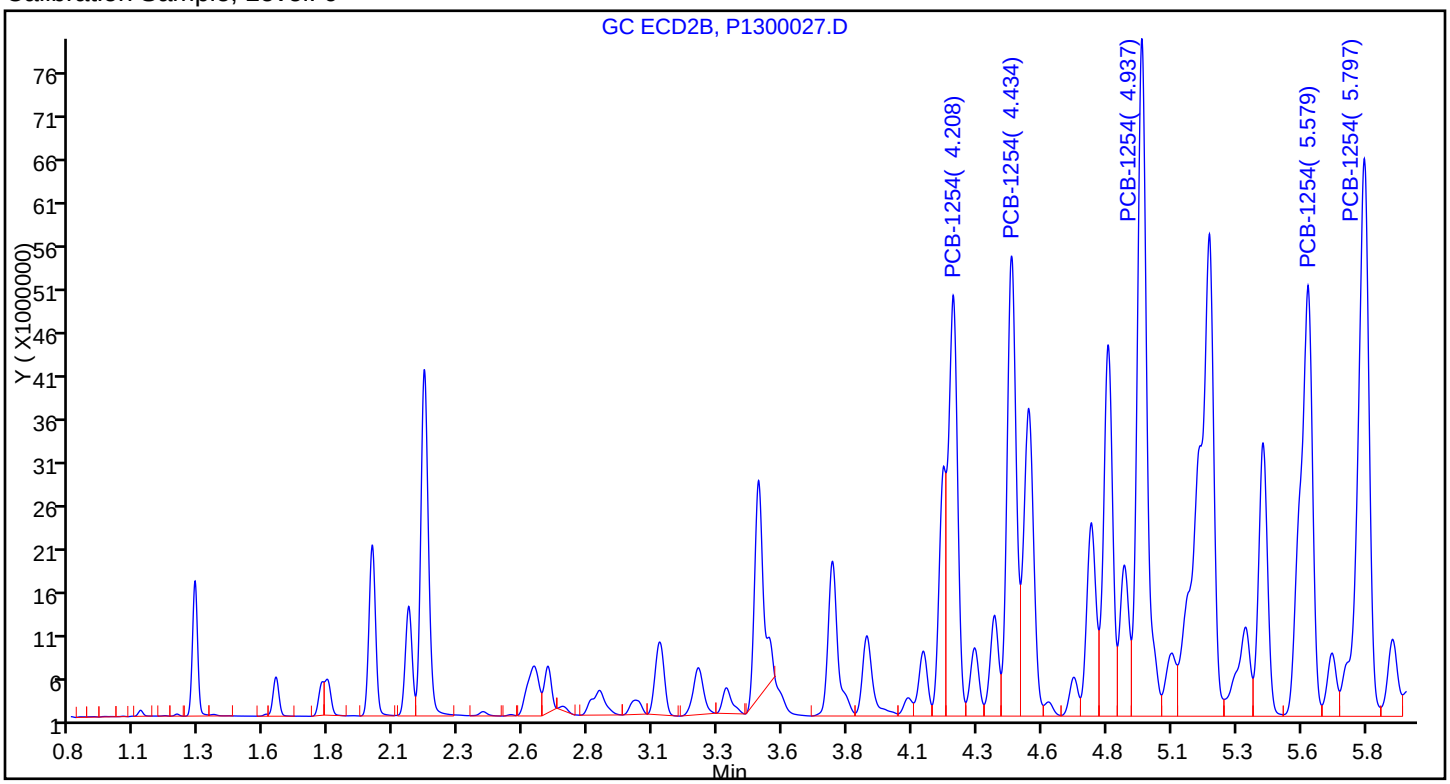

Sample

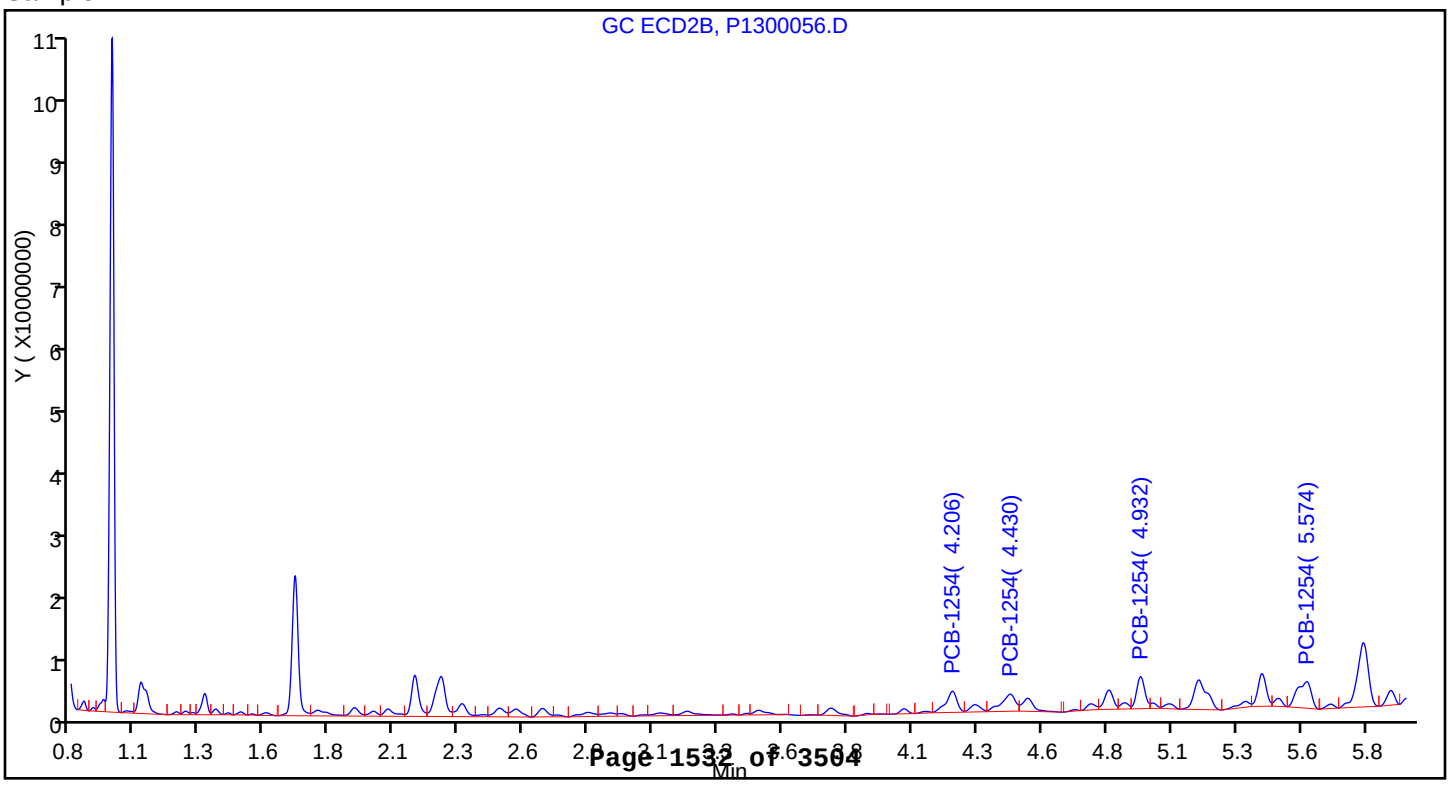

Report Date: 11-May-2015 14:51:54 Chrom Revision: 2.2 09-Apr-2015 10:05:40

TestAmerica Canton

Data File:	\\NCChrom\ChromData\A2HP13\20150501-43173.b\P1300057.D				
Injection Date:	04-May-2015 04:21:46	Instrument ID:	A2HP13		
Lims ID:	240-49697-B-37-A	Lab Sample ID:	240-49697-37		
Client ID:	DR-SB-229-0-3				
Operator ID:		ALS Bottle#:	57	Worklist Smp#:	21
Injection Vol:	1.0 uL	Dil. Factor:	1.0000		
Method:	PCB13	Limit Group:	GC 8082A ICAL		
Column:		Detector	GC ecd2b		

7 PCB-1248, CAS: 12672-29-6

Calibration Sample, Level: 6

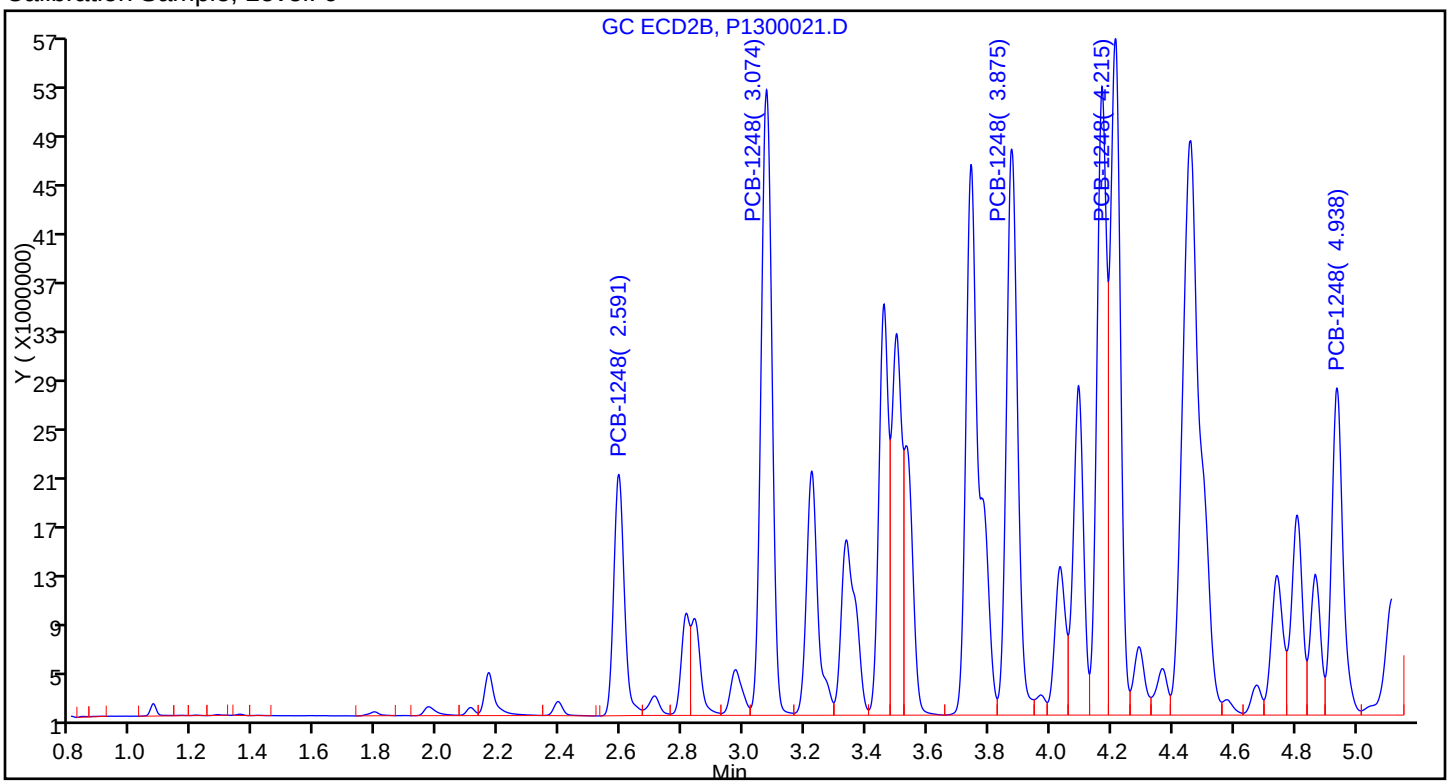

Sample

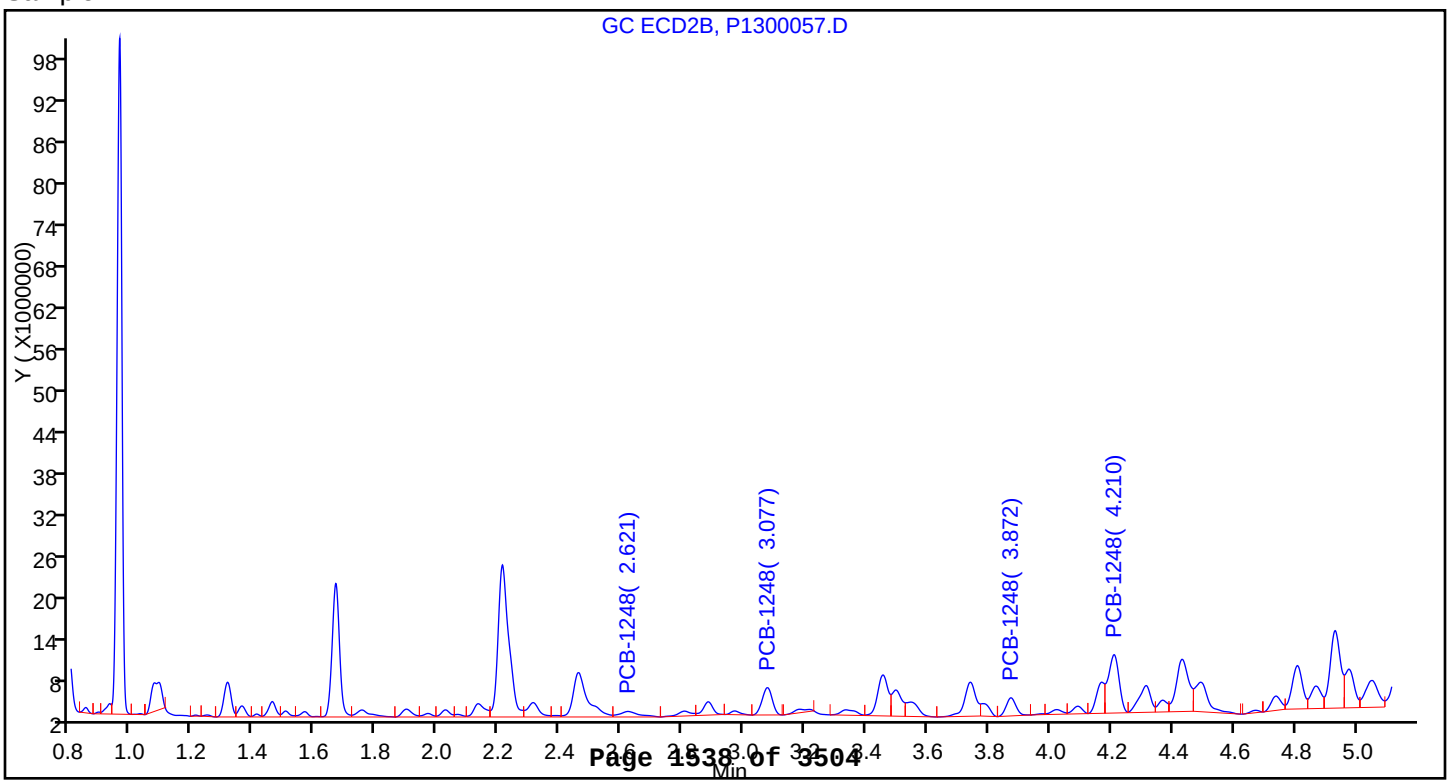

Report Date: 11-May-2015 14:51:55 Chrom Revision: 2.2 09-Apr-2015 10:05:40

TestAmerica Canton

Data File:	\\NCChrom\ChromData\A2HP13\20150501-43173.b\P1300057.D				
Injection Date:	04-May-2015 04:21:46	Instrument ID:	A2HP13		
Lims ID:	240-49697-B-37-A	Lab Sample ID:	240-49697-37		
Client ID:	DR-SB-229-0-3				
Operator ID:		ALS Bottle#:	57	Worklist Smp#:	21
Injection Vol:	1.0 uL	Dil. Factor:	1.0000		
Method:	PCB13	Limit Group:	GC 8082A ICAL		
Column:		Detector	GC ecd2b		

10 PCB-1260, CAS: 11096-82-5

Calibration Sample, Level: 6

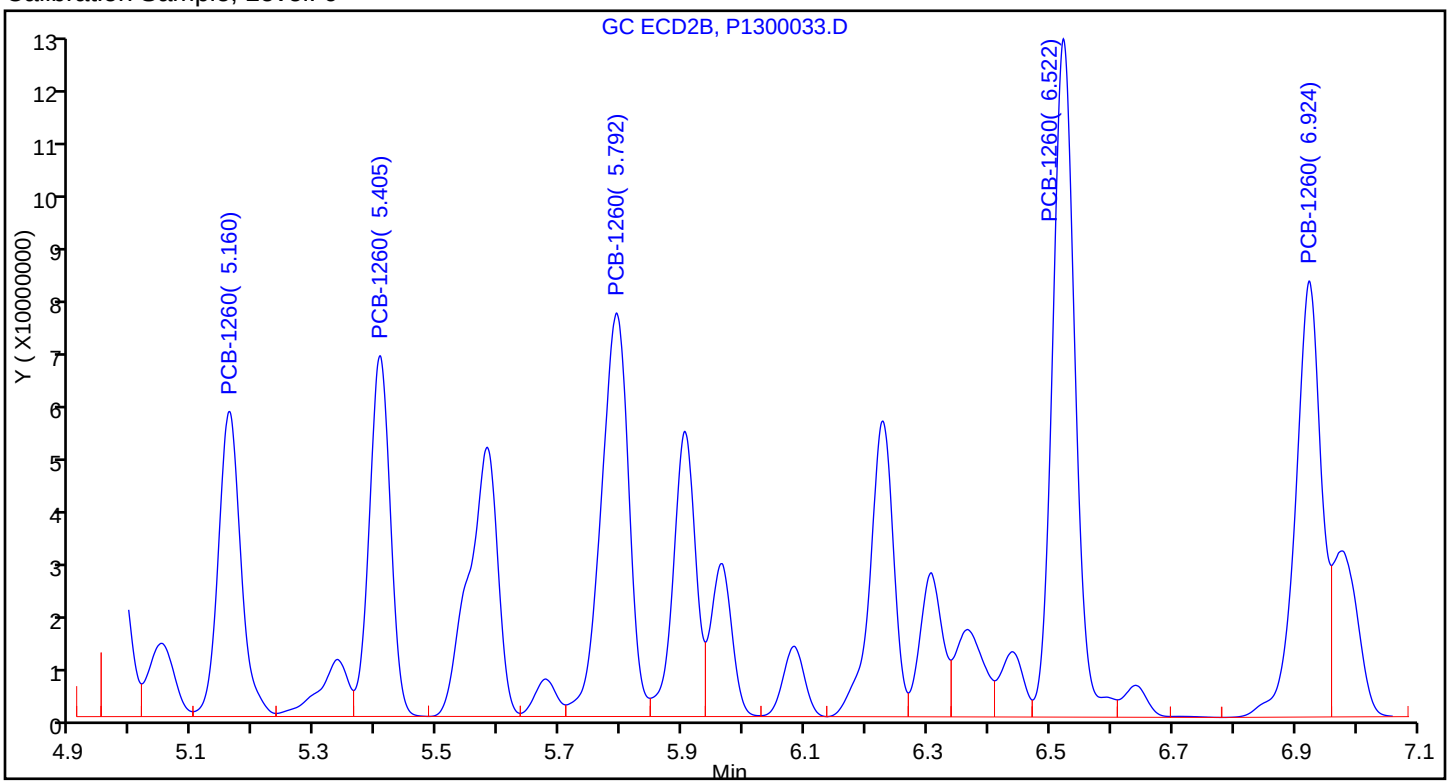

Sample

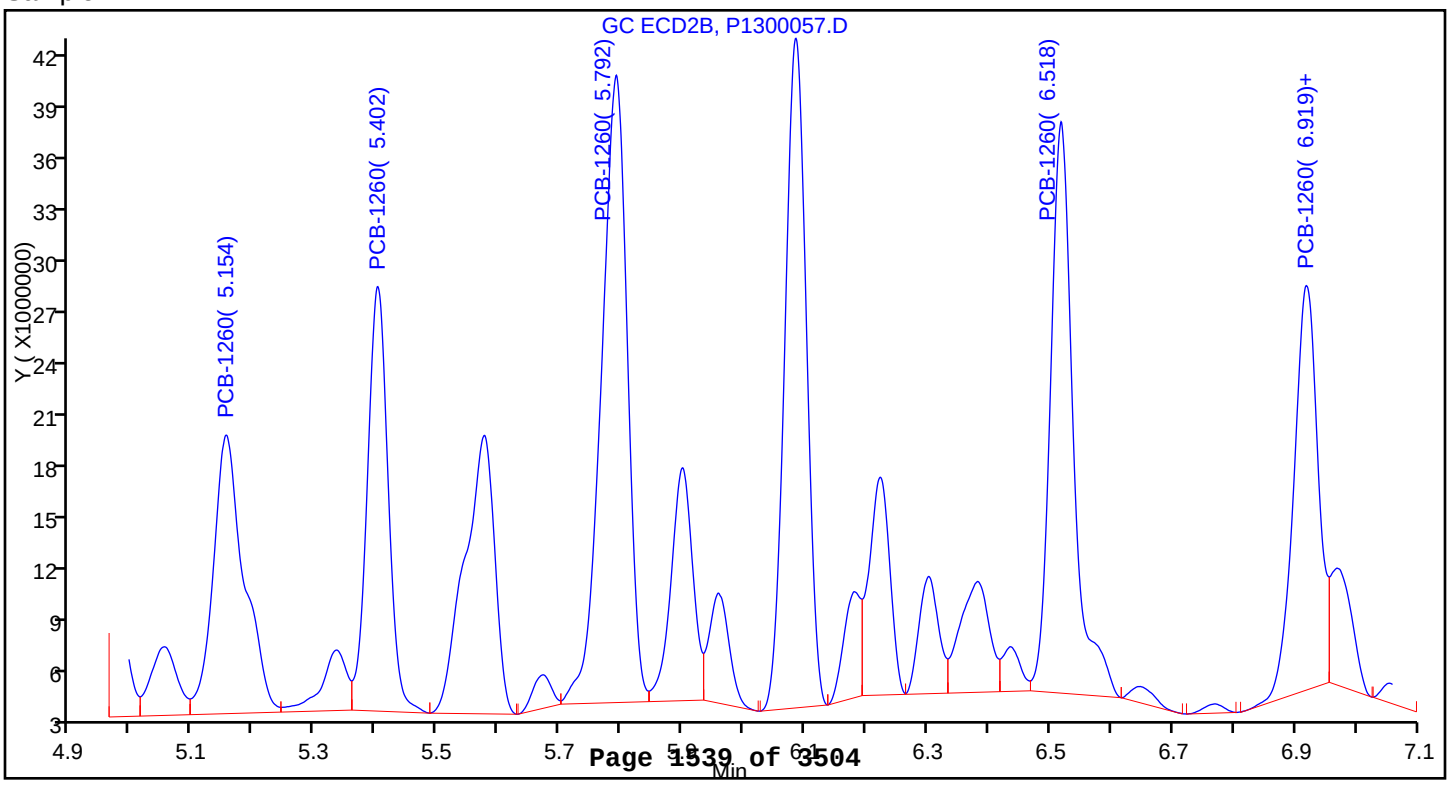

Report Date: 11-May-2015 14:52:24 Chrom Revision: 2.2 09-Apr-2015 10:05:40

TestAmerica Canton

Data File:	\\NCChrom\ChromData\A2HP13\20150501-43173.b\P1300058.D				
Injection Date:	04-May-2015 04:38:11	Instrument ID:	A2HP13		
Lims ID:	240-49697-B-38-A	Lab Sample ID:	240-49697-38		
Client ID:	DR-SB-229-24-27				
Operator ID:		ALS Bottle#:	58	Worklist Smp#:	22
Injection Vol:	1.0 uL	Dil. Factor:	1.0000		
Method:	PCB13	Limit Group:	GC 8082A ICAL		
Column:		Detector	GC ecd2b		

10 PCB-1260, CAS: 11096-82-5

Calibration Sample, Level: 6

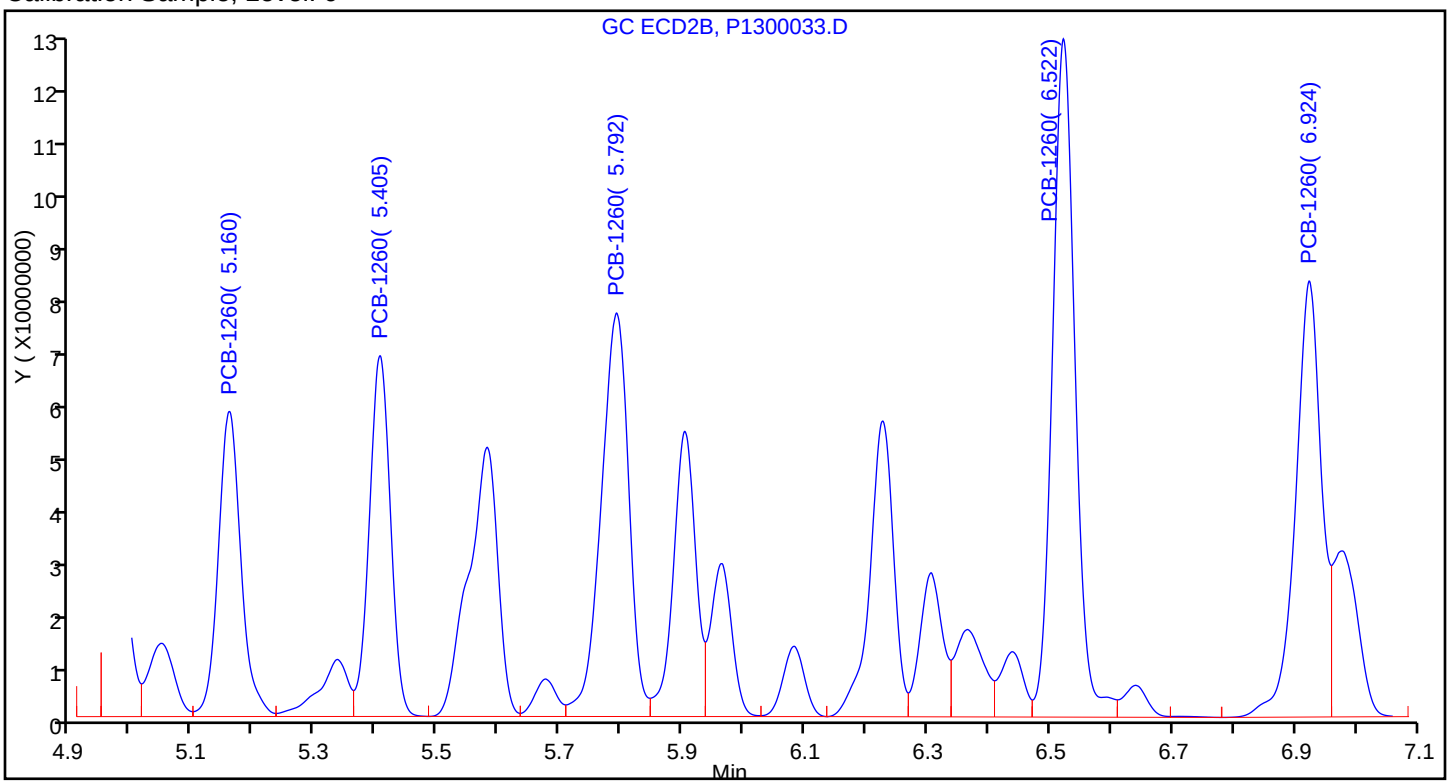

Sample

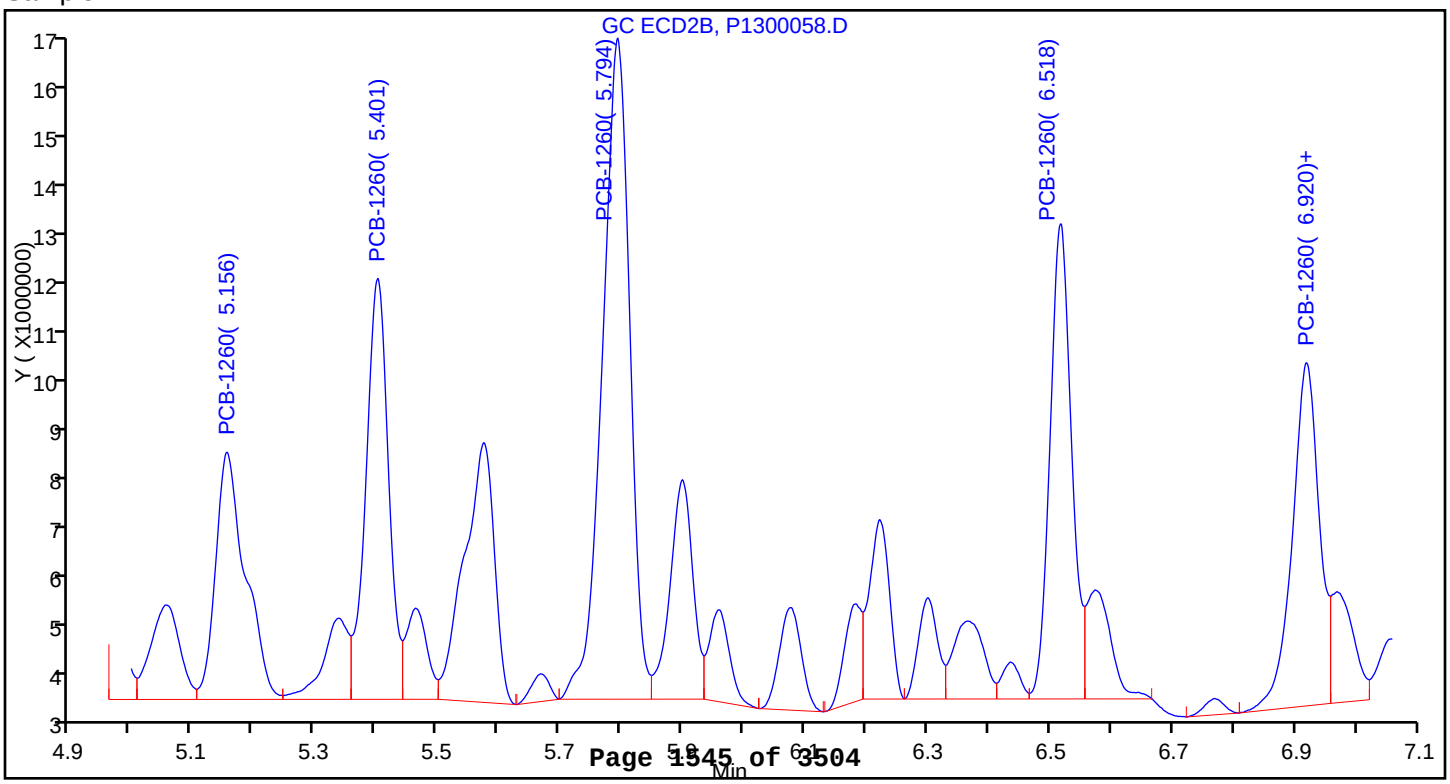

Report Date: 11-May-2015 14:54:21 Chrom Revision: 2.2 09-Apr-2015 10:05:40

TestAmerica Canton

Data File:	\\NCChrom\ChromData\A2HP13\20150506-43325.b\P1300052.D				
Injection Date:	06-May-2015 21:34:42	Instrument ID:	A2HP13		
Lims ID:	240-49697-B-39-A	Lab Sample ID:	240-49697-39		
Client ID:	DR-SB-229-36-39				
Operator ID:		ALS Bottle#:	52	Worklist Smp#:	13
Injection Vol:	1.0 uL	Dil. Factor:	1.0000		
Method:	PCB13	Limit Group:	GC 8082A ICAL		
Column:		Detector	GC ecd2b		

8 PCB-1254, CAS: 11097-69-1

Calibration Sample, Level: 6

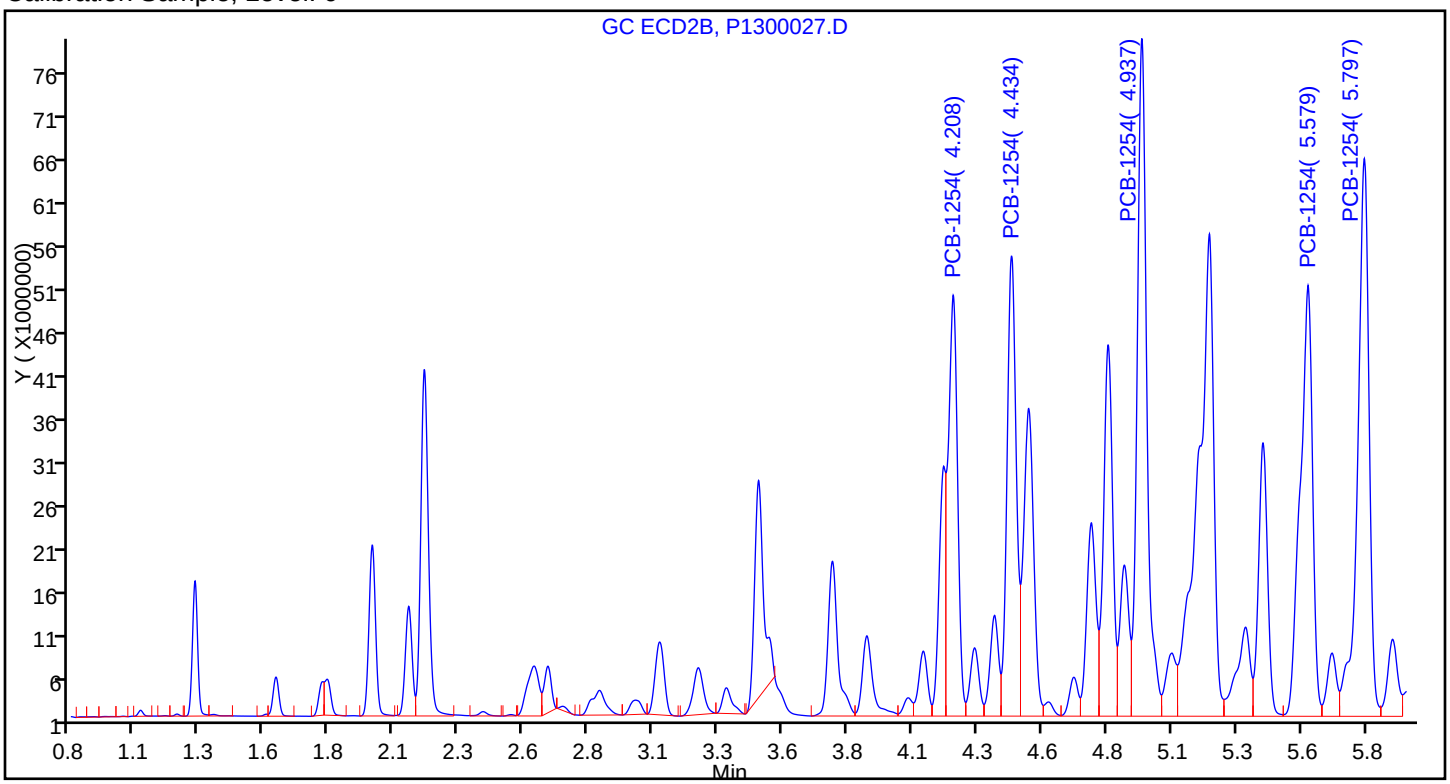

Sample

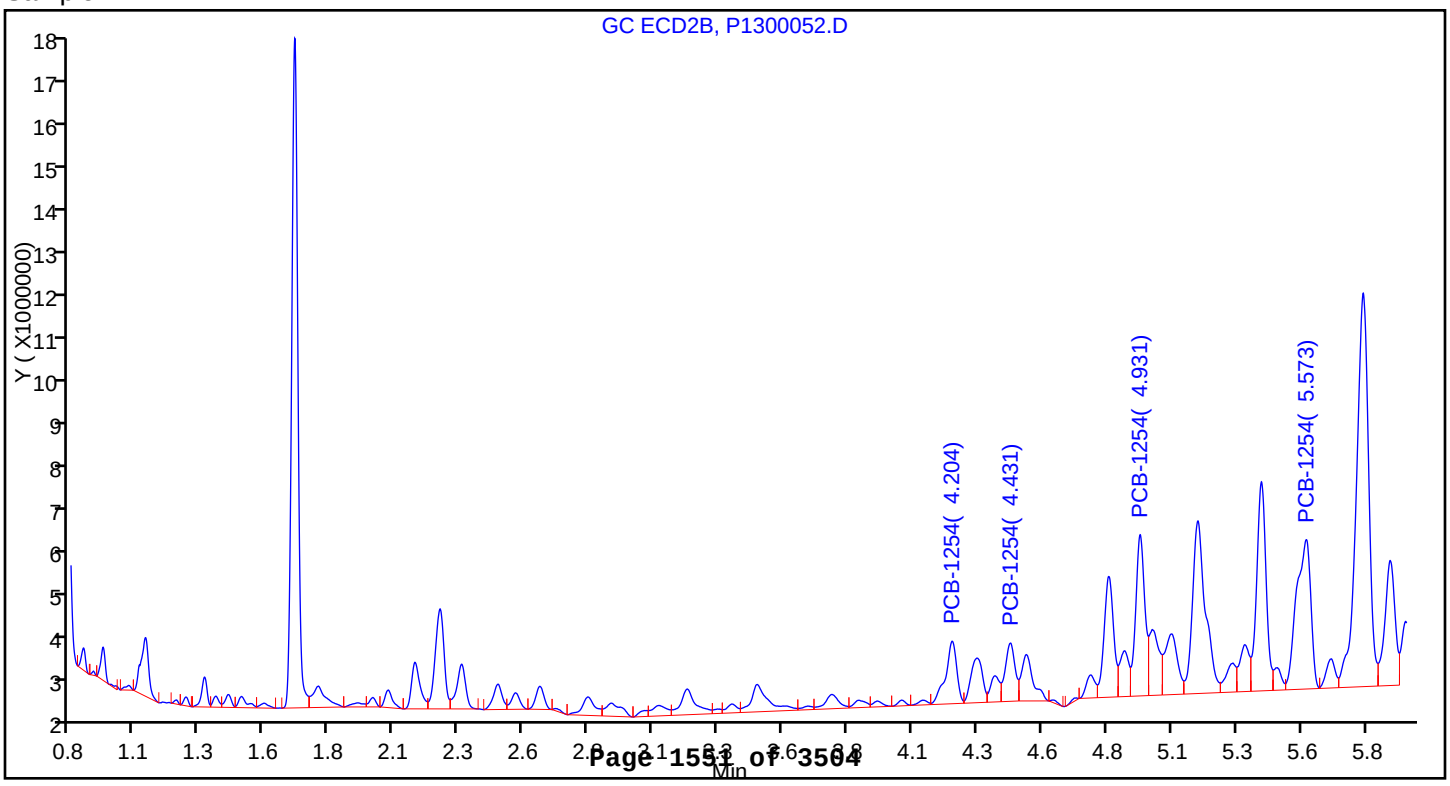

Report Date: 11-May-2015 14:52:34 Chrom Revision: 2.2 09-Apr-2015 10:05:40

TestAmerica Canton

Data File:	\\NCChrom\ChromData\A2HP13\20150501-43173.b\P1300060.D				
Injection Date:	04-May-2015 05:10:56	Instrument ID:	A2HP13		
Lims ID:	240-49697-B-40-A	Lab Sample ID:	240-49697-40		
Client ID:	DR-SB-229-48-51				
Operator ID:		ALS Bottle#:	60	Worklist Smp#:	24
Injection Vol:	1.0 uL	Dil. Factor:	1.0000		
Method:	PCB13	Limit Group:	GC 8082A ICAL		
Column:		Detector	GC ecd2b		

10 PCB-1260, CAS: 11096-82-5

Calibration Sample, Level: 6

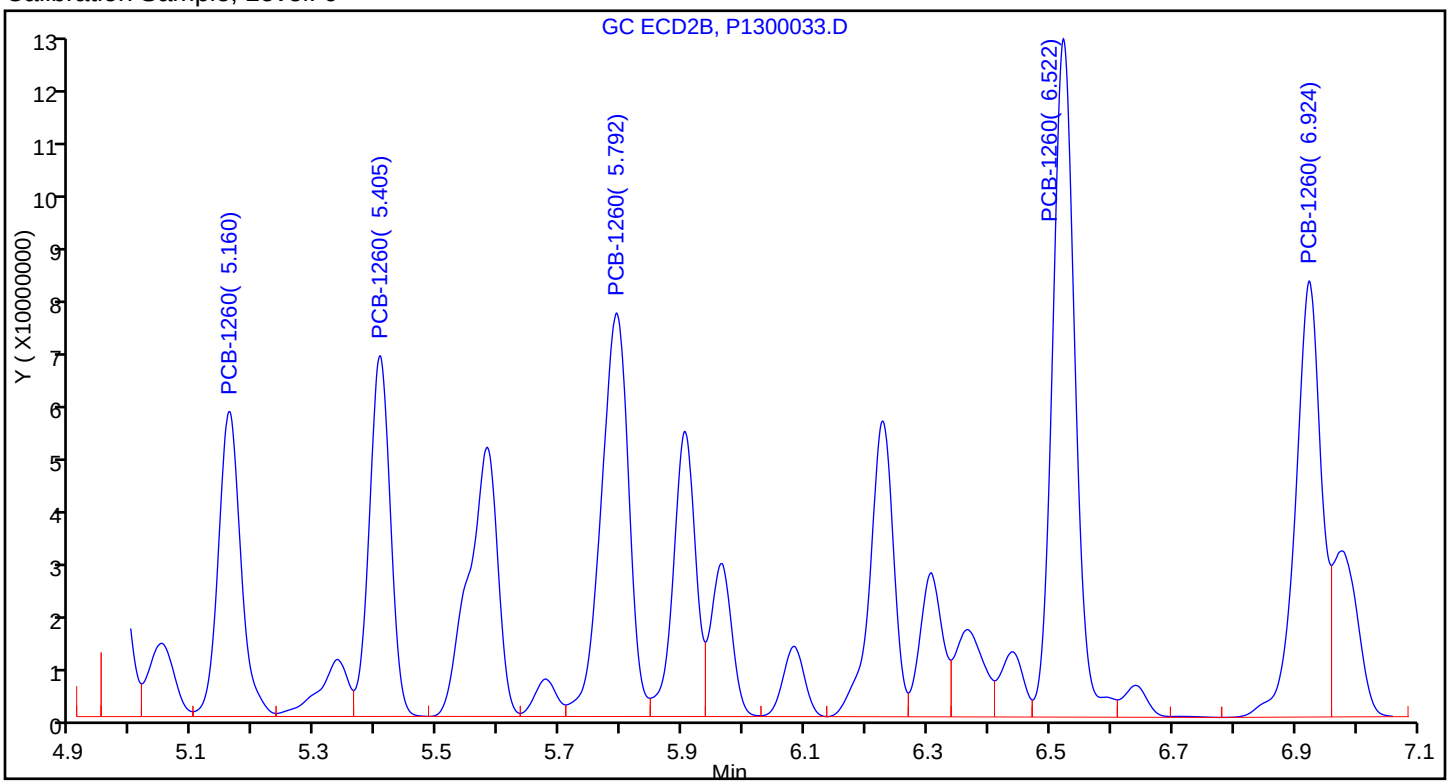

Sample

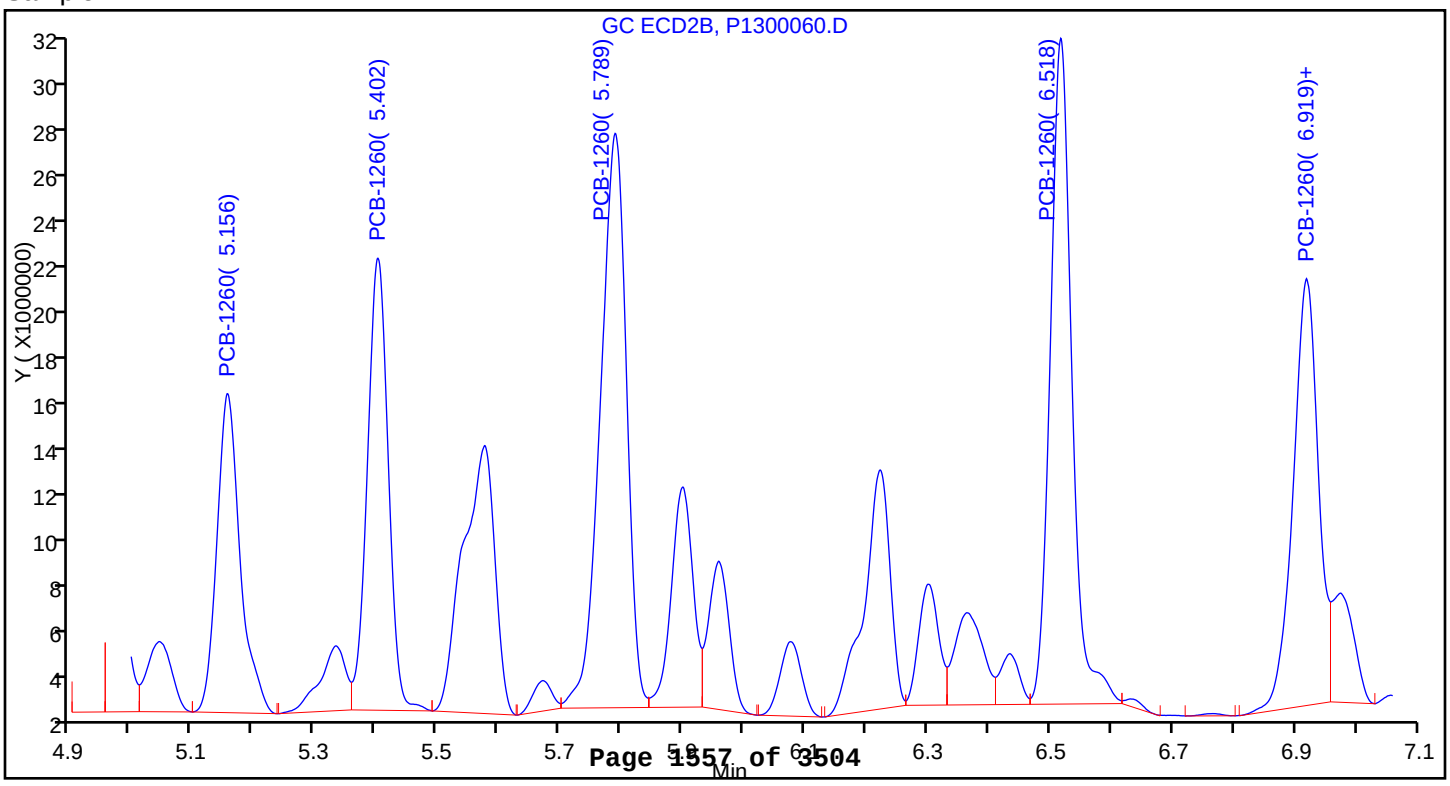

Report Date: 11-May-2015 14:54:28 Chrom Revision: 2.2 09-Apr-2015 10:05:40

TestAmerica Canton

Data File:	\\NCChrom\ChromData\A2HP13\20150506-43325.b\P1300053.D				
Injection Date:	06-May-2015 21:51:13	Instrument ID:	A2HP13		
Lims ID:	240-49697-B-41-A	Lab Sample ID:	240-49697-41		
Client ID:	DR-SB-233-0-3				
Operator ID:		ALS Bottle#:	53	Worklist Smp#:	14
Injection Vol:	1.0 uL	Dil. Factor:	5.0000		
Method:	PCB13	Limit Group:	GC 8082A ICAL		
Column:		Detector	GC ecd2b		

5 PCB-1242, CAS: 53469-21-9

Calibration Sample, Level: 6

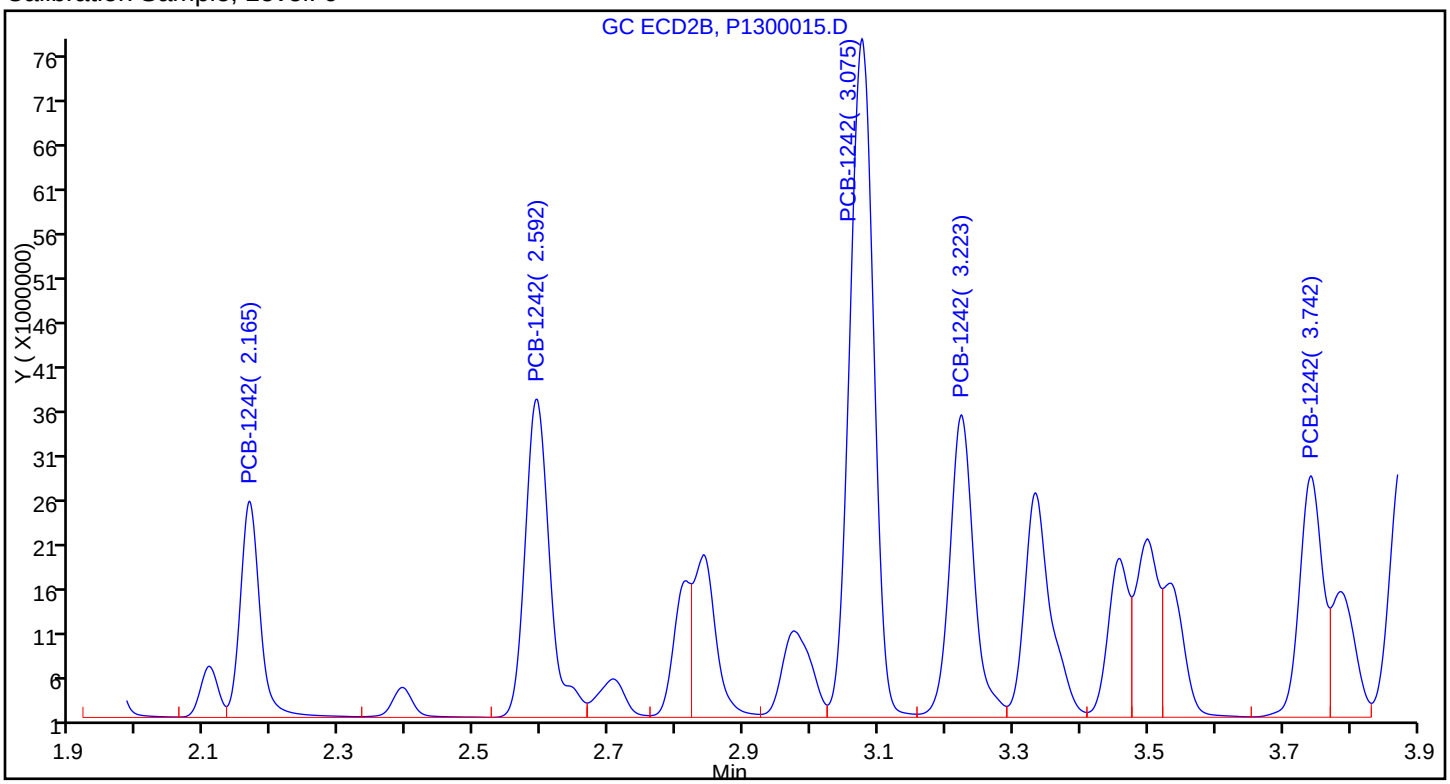

Sample

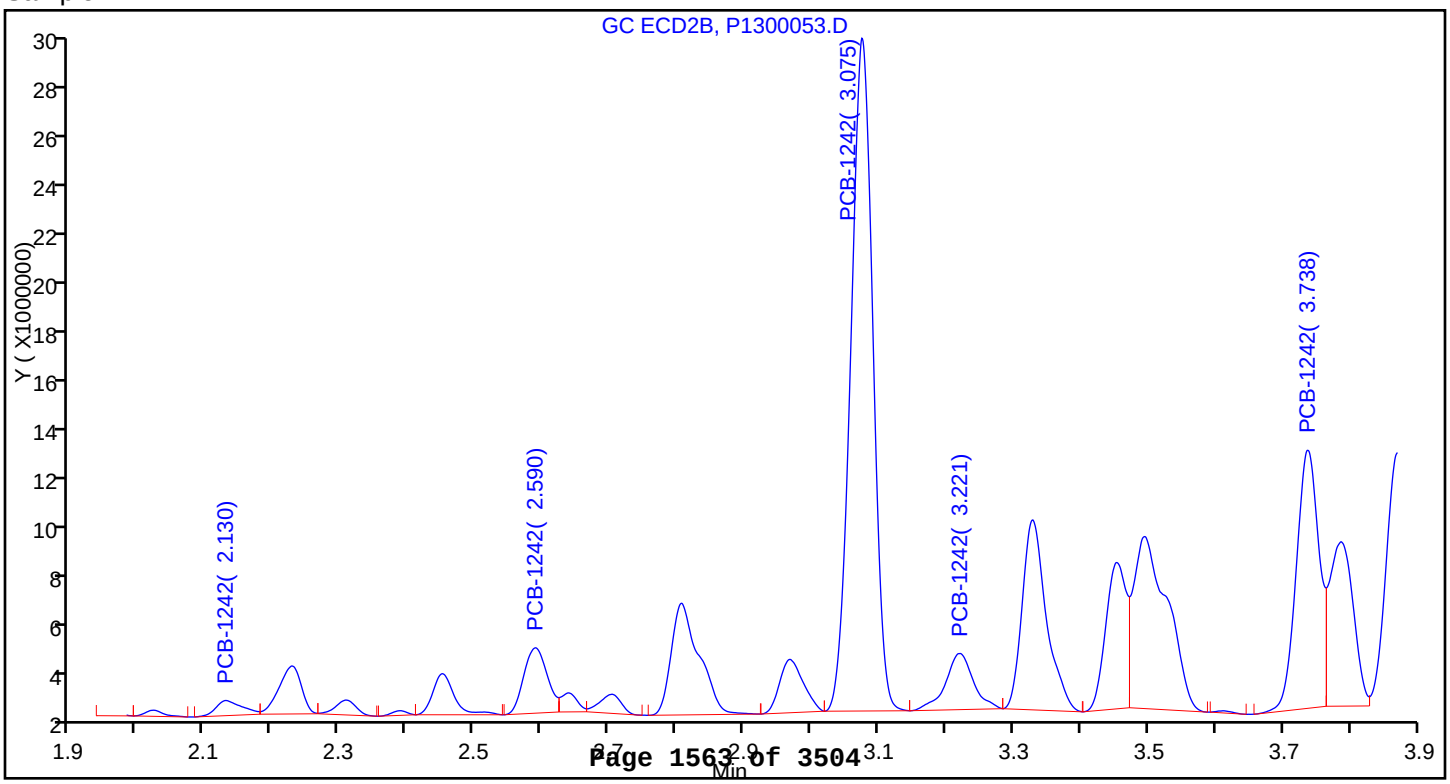

Report Date: 11-May-2015 14:54:29 Chrom Revision: 2.2 09-Apr-2015 10:05:40

TestAmerica Canton

Data File:	\\NCChrom\ChromData\A2HP13\20150506-43325.b\P1300053.D				
Injection Date:	06-May-2015 21:51:13	Instrument ID:	A2HP13		
Lims ID:	240-49697-B-41-A	Lab Sample ID:	240-49697-41		
Client ID:	DR-SB-233-0-3				
Operator ID:		ALS Bottle#:	53	Worklist Smp#:	14
Injection Vol:	1.0 uL	Dil. Factor:	5.0000		
Method:	PCB13	Limit Group:	GC 8082A ICAL		
Column:		Detector	GC ecd2b		

8 PCB-1254, CAS: 11097-69-1

Calibration Sample, Level: 6

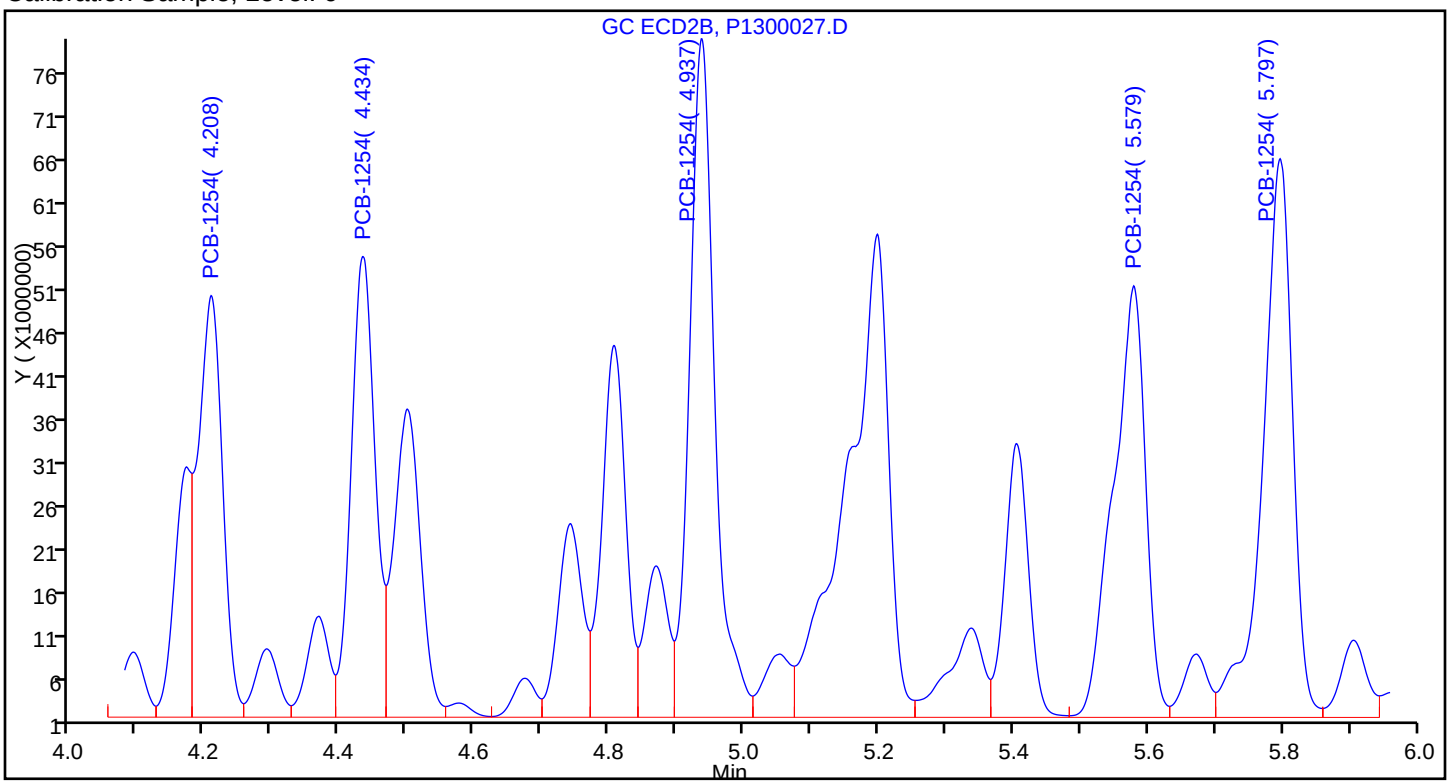

Sample

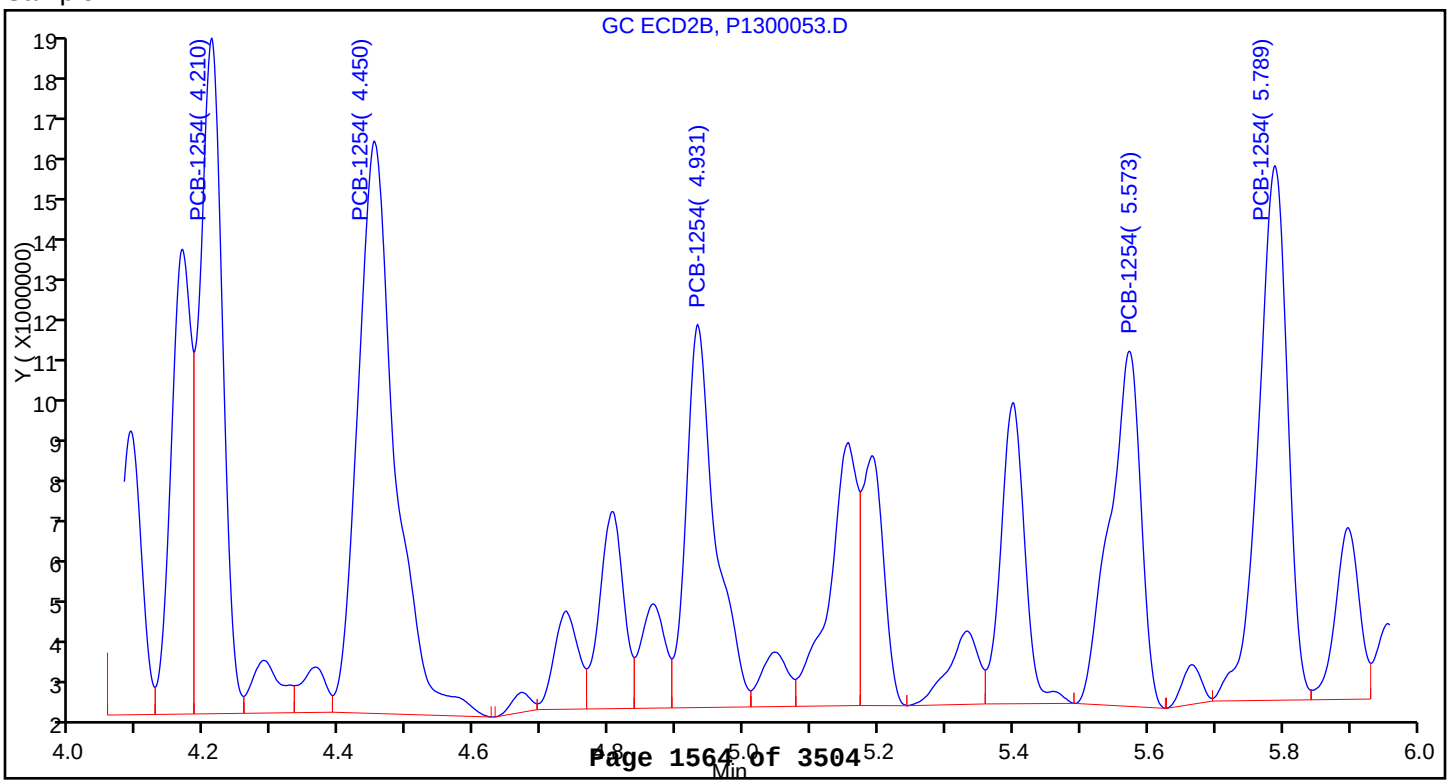

Report Date: 06-May-2015 08:35:13 Chrom Revision: 2.2 09-Apr-2015 10:05:40

TestAmerica Canton

Data File:	\\NCChrom\ChromData\A2HP13\20150501-43173.b\P1300062.D				
Injection Date:	04-May-2015 05:43:53	Instrument ID:	A2HP13		
Lims ID:	240-49697-B-42-A	Lab Sample ID:	240-49697-42		
Client ID:	DR-SB-233-24-27				
Operator ID:		ALS Bottle#:	62	Worklist Smp#:	26
Injection Vol:	1.0 uL	Dil. Factor:	1.0000		
Method:	PCB13	Limit Group:	GC 8082A ICAL		
Column:		Detector	GC ecd2b		

10 PCB-1260, CAS: 11096-82-5

Calibration Sample, Level: 6

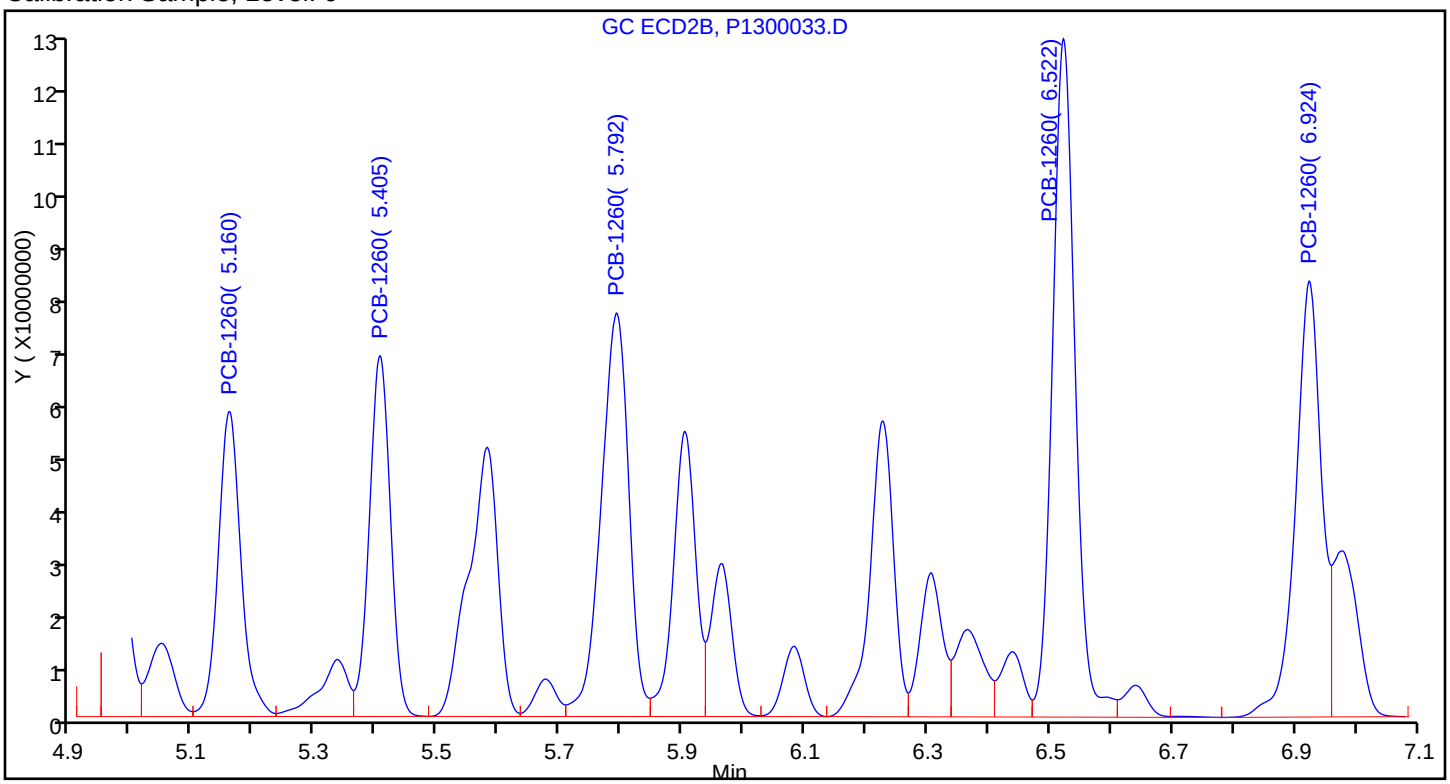

Sample

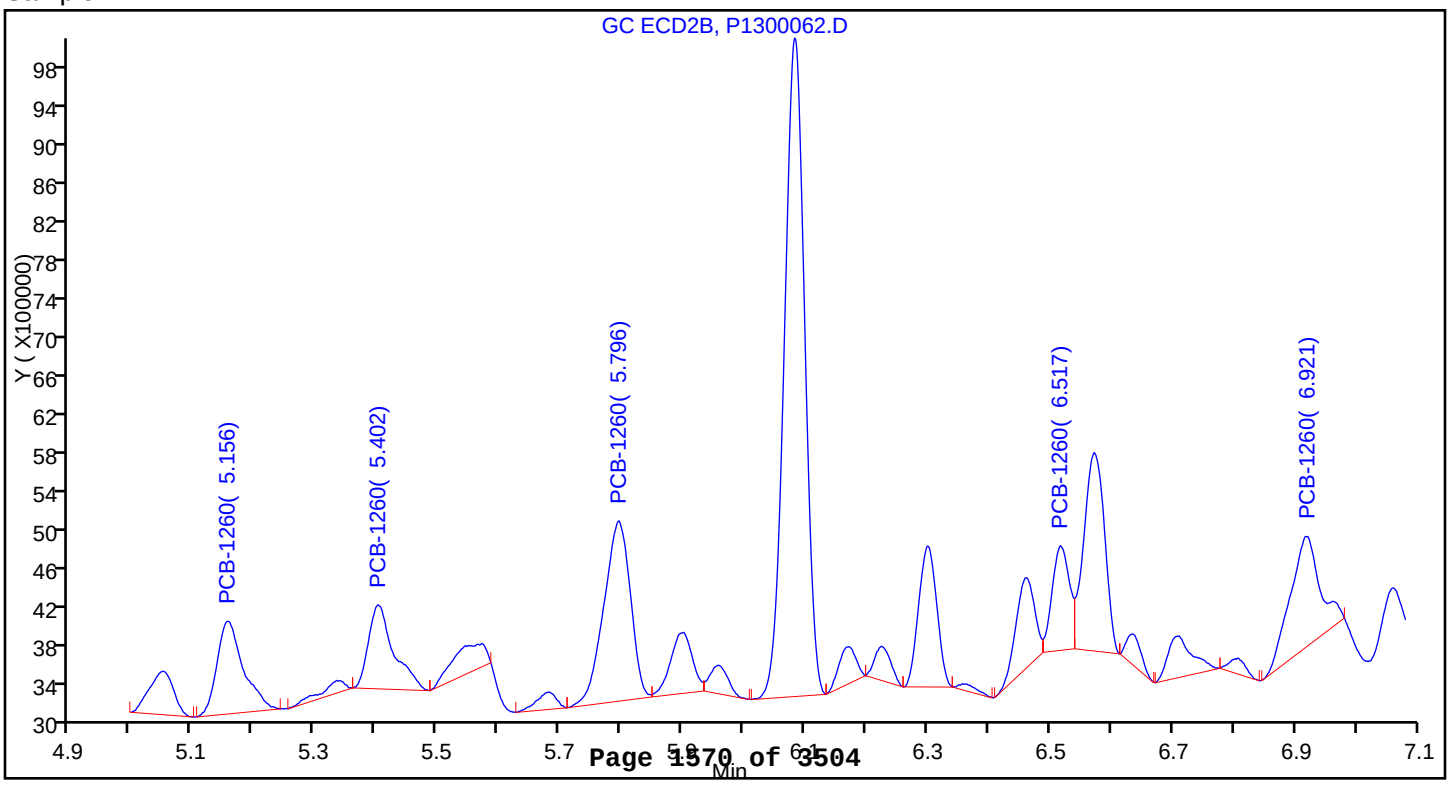

Report Date: 11-May-2015 16:49:56 Chrom Revision: 2.2 09-Apr-2015 10:05:40

TestAmerica Canton

Data File:	\\NCChrom\ChromData\A2HP13\20150501-43143.b\P1300031.D				
Injection Date:	01-May-2015 15:37:31	Instrument ID:	A2HP13		
Lims ID:	240-49697-B-43-A	Lab Sample ID:	240-49697-43		
Client ID:	DR-SB-233-36-39				
Operator ID:		ALS Bottle#:	31	Worklist Smp#:	31
Injection Vol:	1.0 uL	Dil. Factor:	1.0000		
Method:	PCB13	Limit Group:	GC 8082A ICAL		
Column:		Detector	GC ecd2b		

8 PCB-1254, CAS: 11097-69-1

Calibration Sample, Level: 6

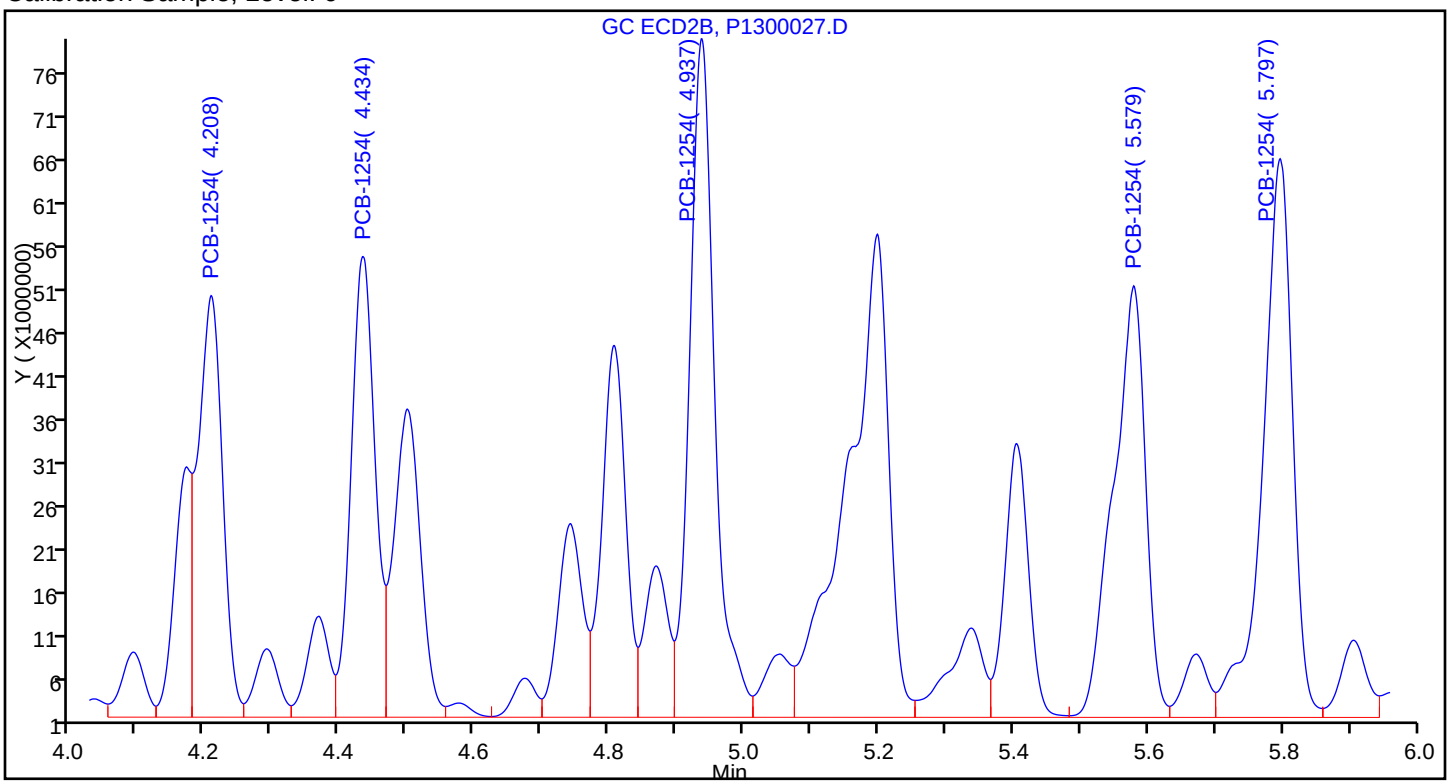

Sample

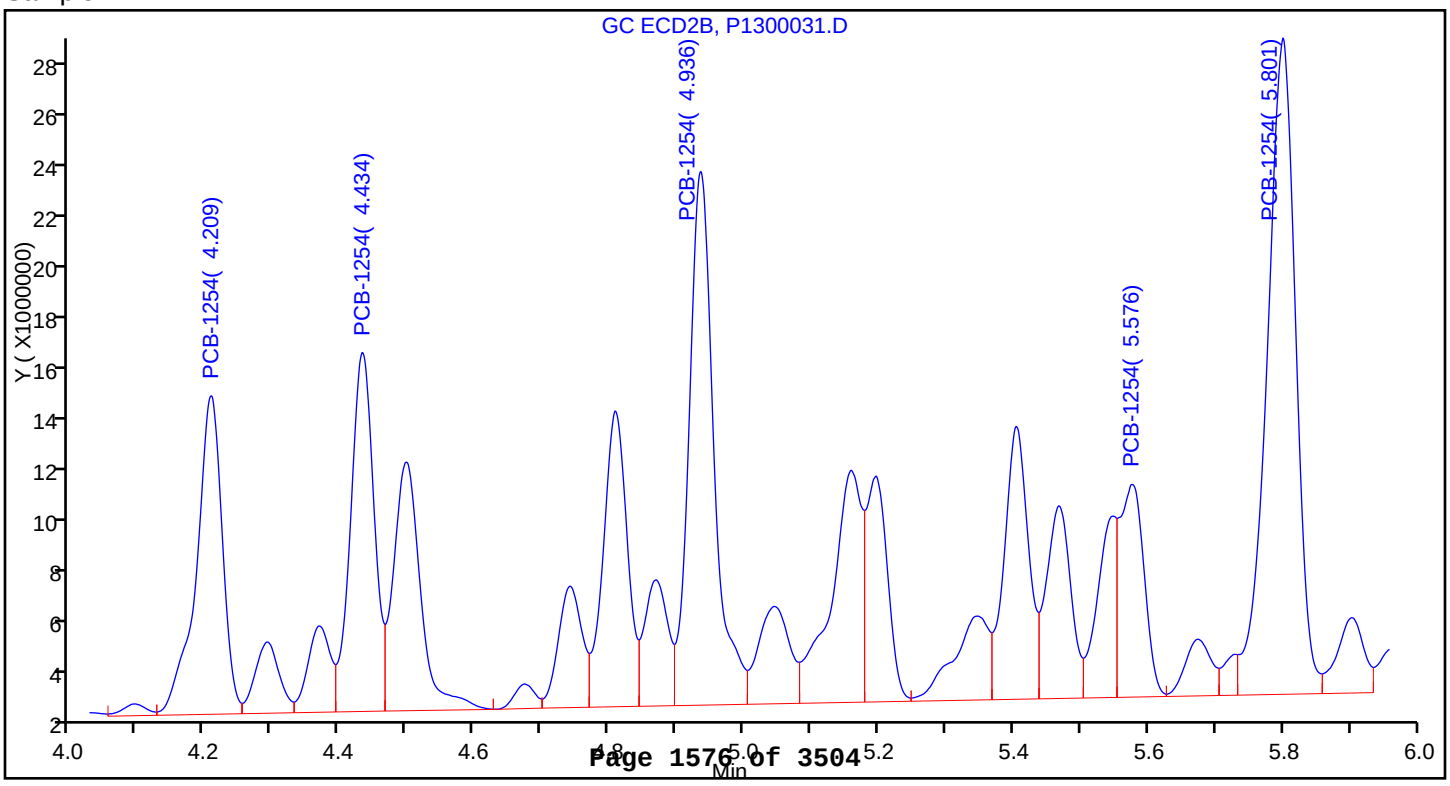

Report Date: 11-May-2015 17:00:08 Chrom Revision: 2.2 09-Apr-2015 10:05:40

TestAmerica Canton

Data File:	\\NCChrom\ChromData\A2HP13\20150502-43196.b\P1300042.D				
Injection Date:	02-May-2015 19:47:50	Instrument ID:	A2HP13		
Lims ID:	240-49697-B-44-A	Lab Sample ID:	240-49697-44		
Client ID:	DR-SB-233-48-51				
Operator ID:		ALS Bottle#:	42	Worklist Smp#:	24
Injection Vol:	1.0 uL	Dil. Factor:	1.0000		
Method:	PCB13	Limit Group:	GC 8082A ICAL		
Column:		Detector	GC ECD1A		

8 PCB-1254, CAS: 11097-69-1

Calibration Sample, Level: 6

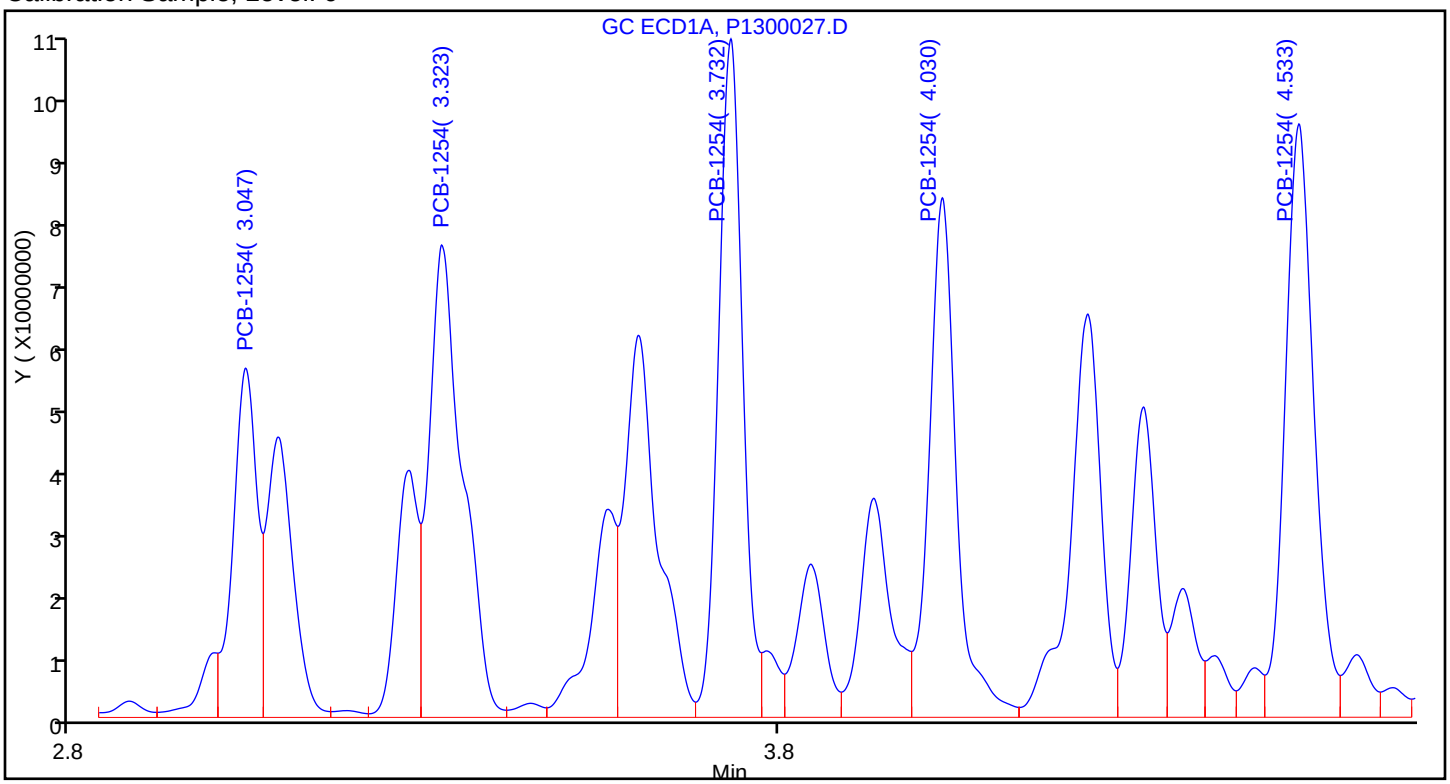

Sample

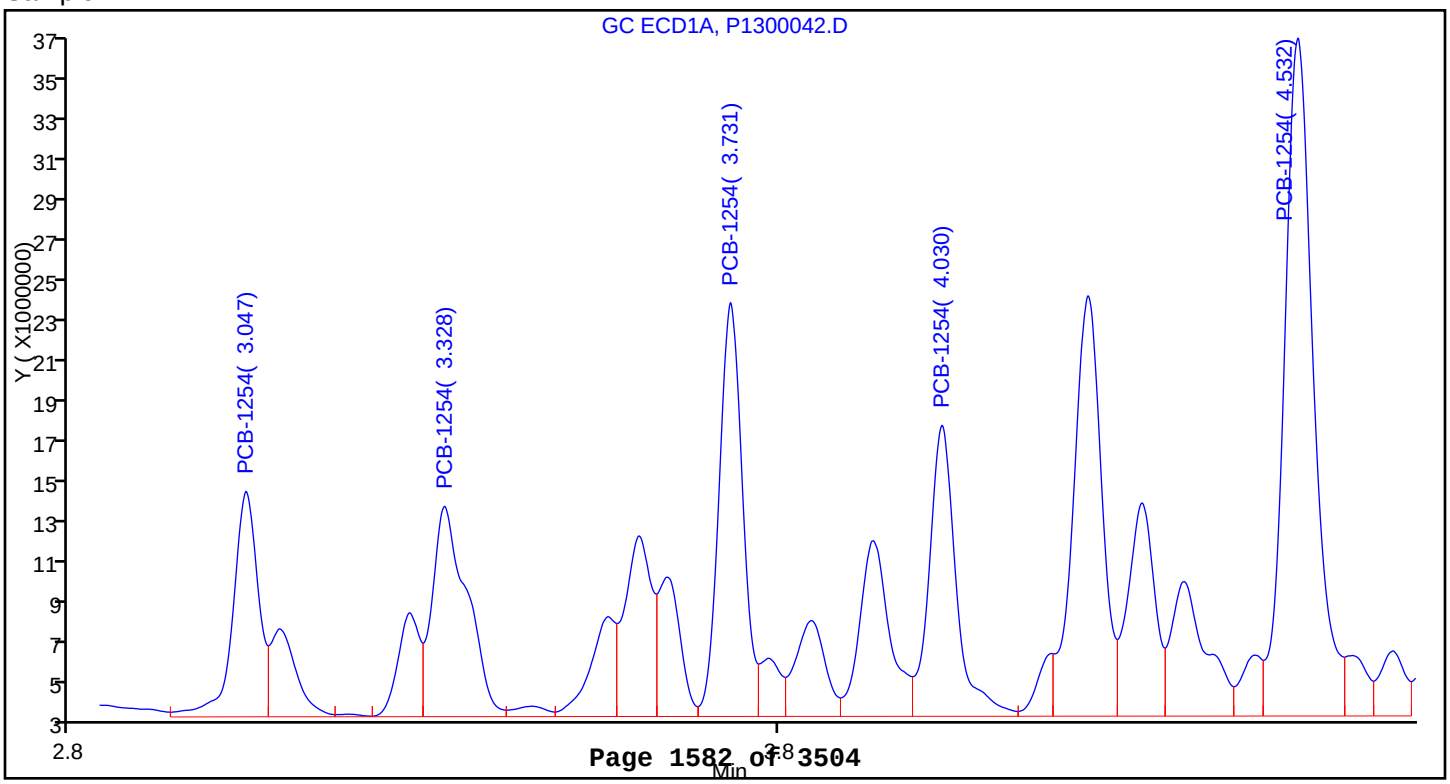

Report Date: 11-May-2015 17:00:17 Chrom Revision: 2.2 09-Apr-2015 10:05:40

TestAmerica Canton

Data File:	\\NCChrom\ChromData\A2HP13\20150502-43196.b\P1300043.D				
Injection Date:	02-May-2015 20:04:11	Instrument ID:	A2HP13		
Lims ID:	240-49697-B-45-A	Lab Sample ID:	240-49697-45		
Client ID:	DR-SB-228-0-3				
Operator ID:		ALS Bottle#:	43	Worklist Smp#:	25
Injection Vol:	1.0 uL	Dil. Factor:	5.0000		
Method:	PCB13	Limit Group:	GC 8082A ICAL		
Column:		Detector	GC ECD1A		

10 PCB-1260, CAS: 11096-82-5

Calibration Sample, Level: 6

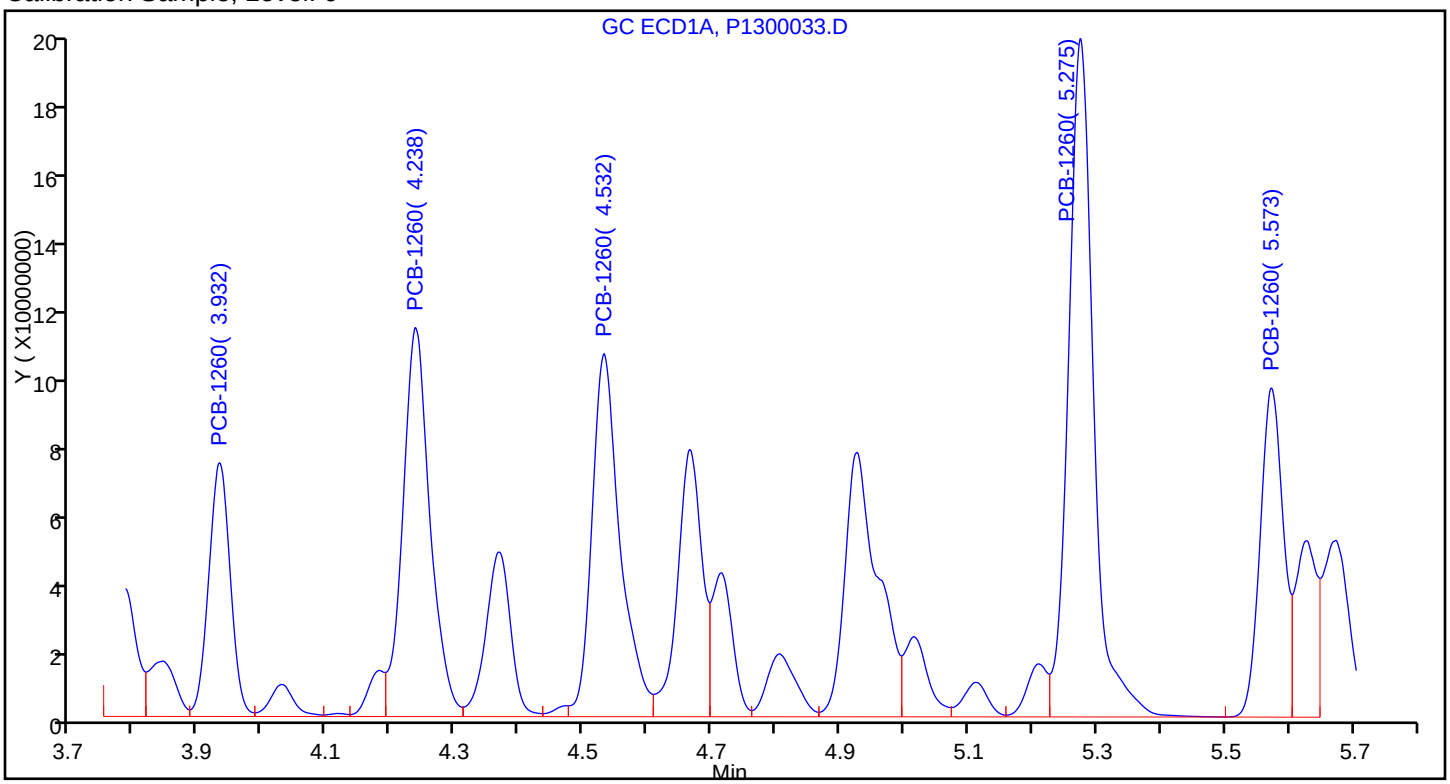

Sample

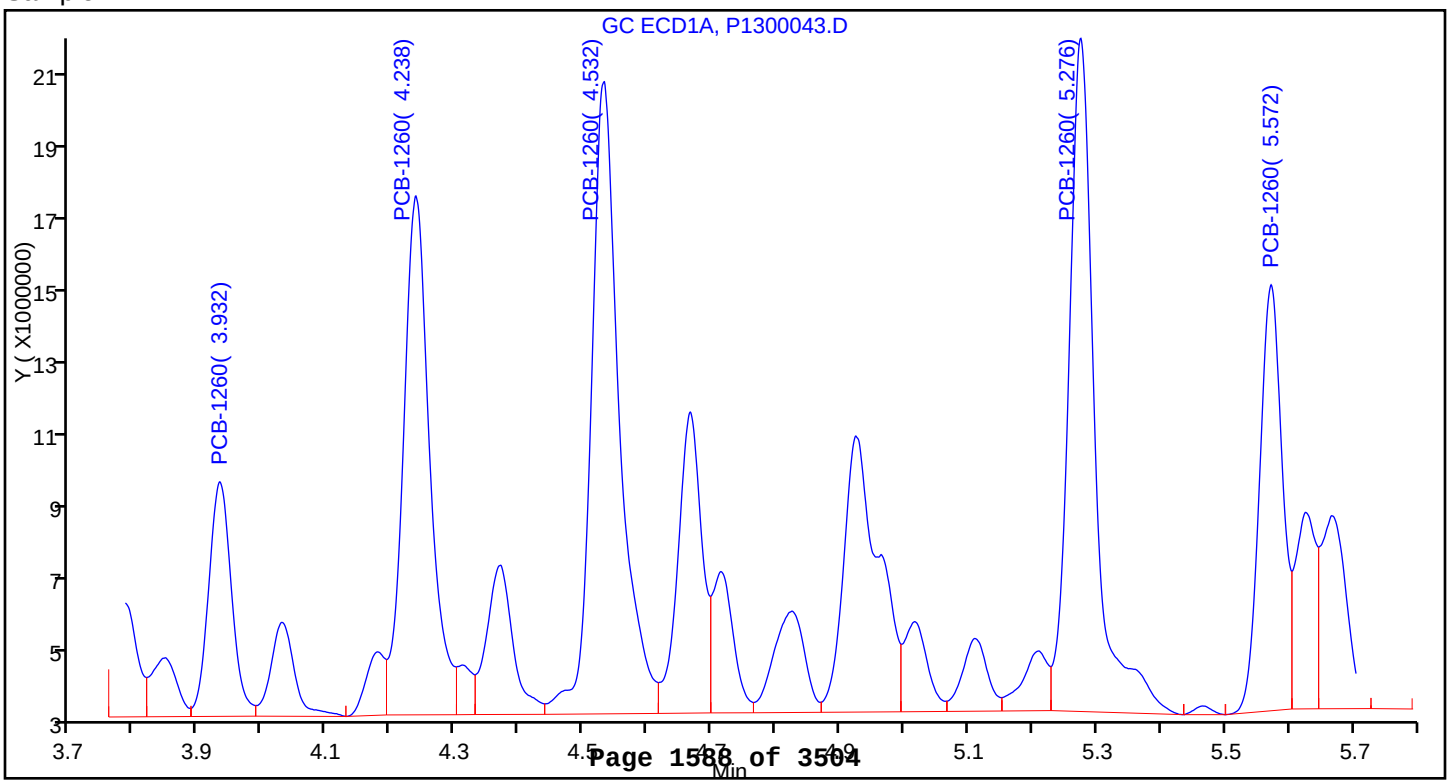

Report Date: 11-May-2015 17:00:25 Chrom Revision: 2.2 09-Apr-2015 10:05:40

TestAmerica Canton

Data File:	\\NCChrom\ChromData\A2HP13\20150502-43196.b\P1300044.D				
Injection Date:	02-May-2015 20:20:36	Instrument ID:	A2HP13		
Lims ID:	240-49697-B-46-A	Lab Sample ID:	240-49697-46		
Client ID:	DR-SB-228-24-27				
Operator ID:		ALS Bottle#:	44	Worklist Smp#:	26
Injection Vol:	1.0 uL	Dil. Factor:	1.0000		
Method:	PCB13	Limit Group:	GC 8082A ICAL		
Column:		Detector	GC ECD1A		

10 PCB-1260, CAS: 11096-82-5

Calibration Sample, Level: 6

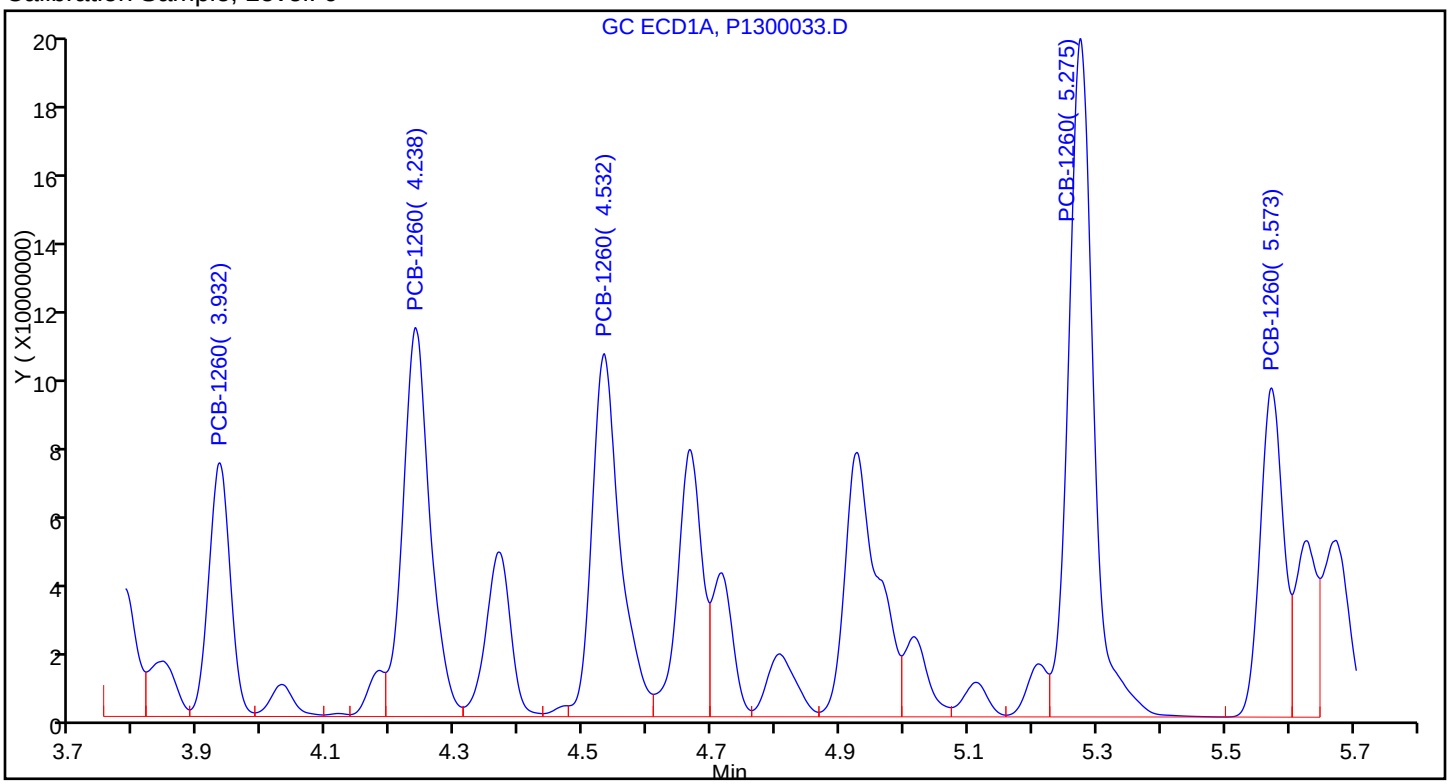

Sample

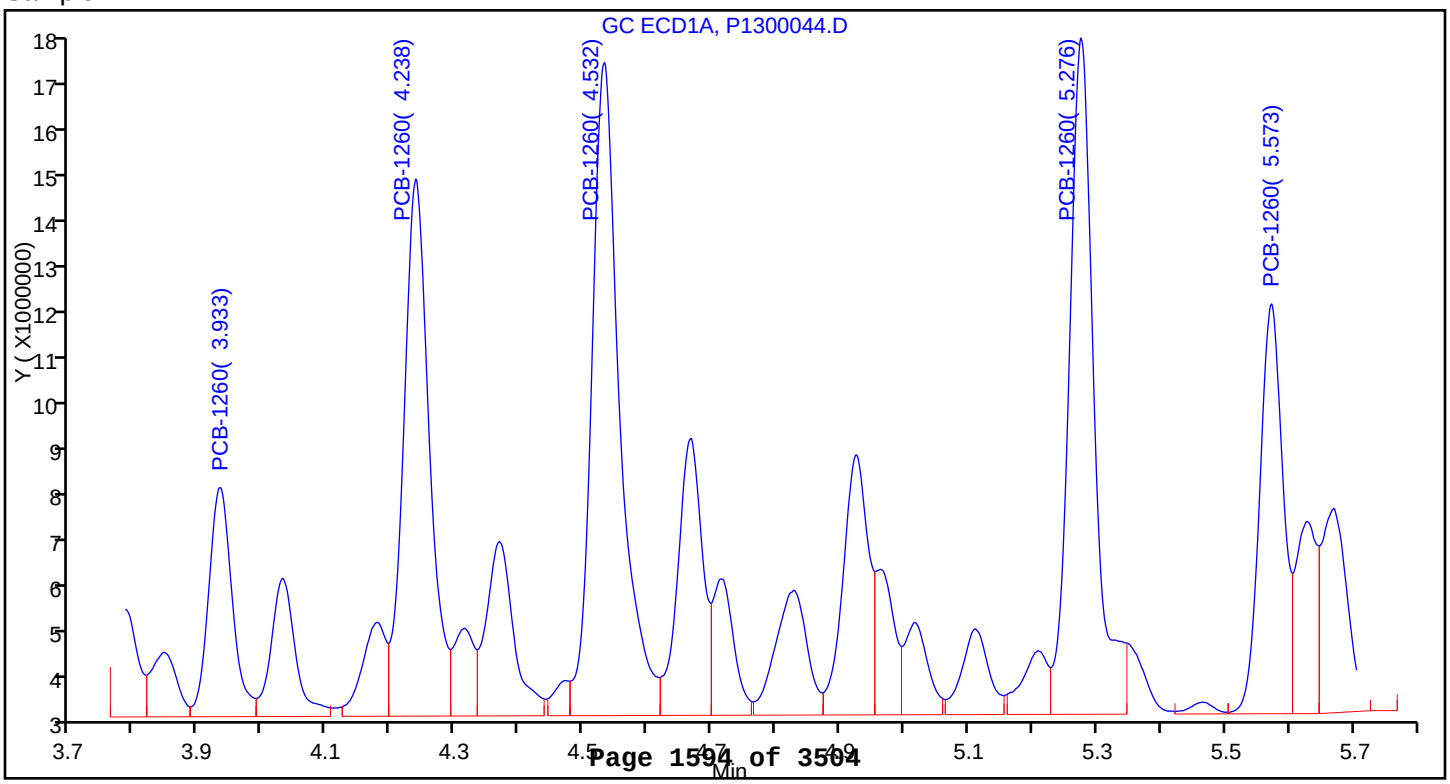

Report Date: 11-May-2015 17:12:10 Chrom Revision: 2.2 09-Apr-2015 10:05:40

TestAmerica Canton

Data File:	\\Ncchrom\ChromData\A2HP4\20150506-43321.b\P4000009.D				
Injection Date:	06-May-2015 10:07:49	Instrument ID:	A2HP4		
Lims ID:	240-49697-B-47-A	Lab Sample ID:	240-49697-47		
Client ID:	DR-SB-228-36-39				
Operator ID:		ALS Bottle#:	9	Worklist Smp#:	9
Injection Vol:	1.0 uL	Dil. Factor:	1.0000		
Method:	PCB4 is	Limit Group:	GC 8082A and DoD IS		
Column:		Detector	GC ecd2b		

7 PCB-1248, CAS: 12672-29-6

Calibration Sample, Level: 6

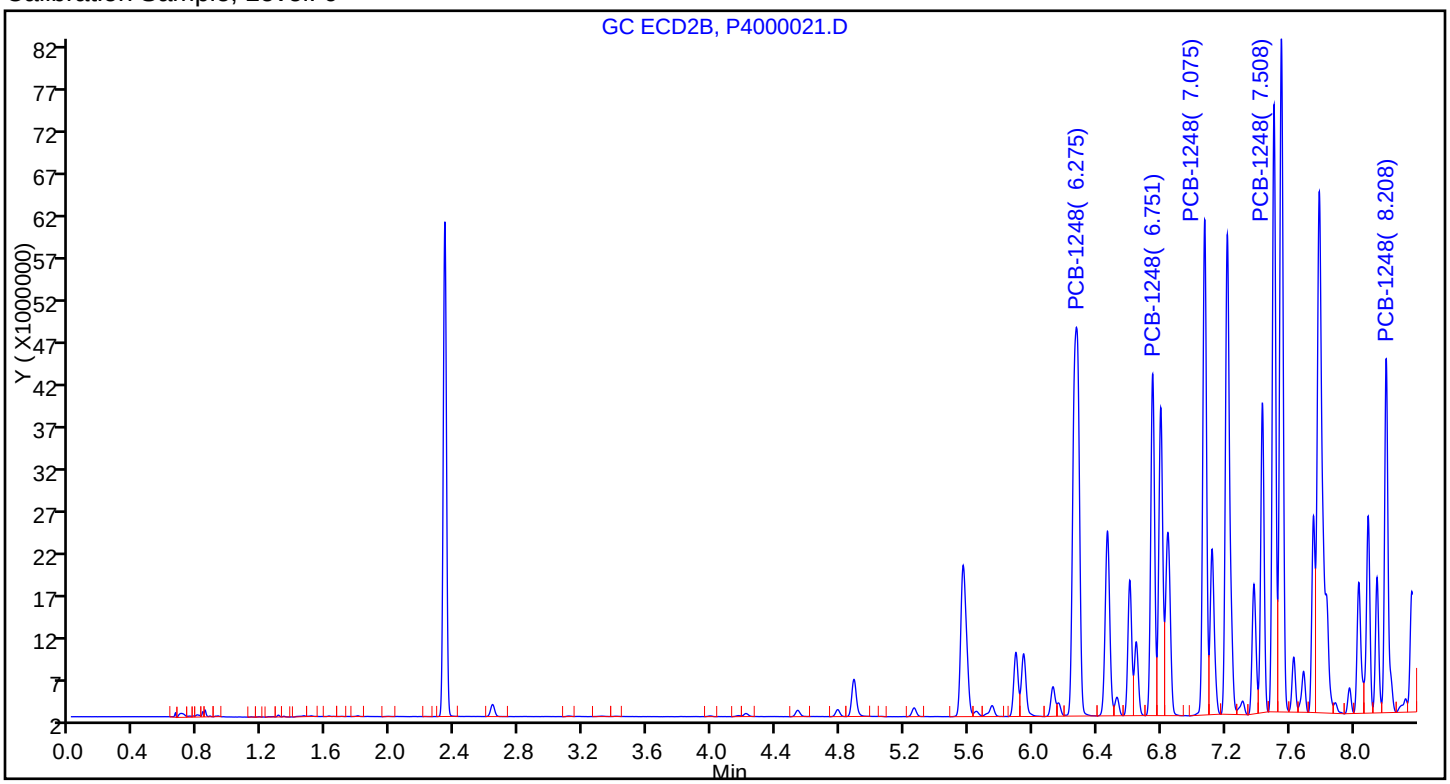

Sample

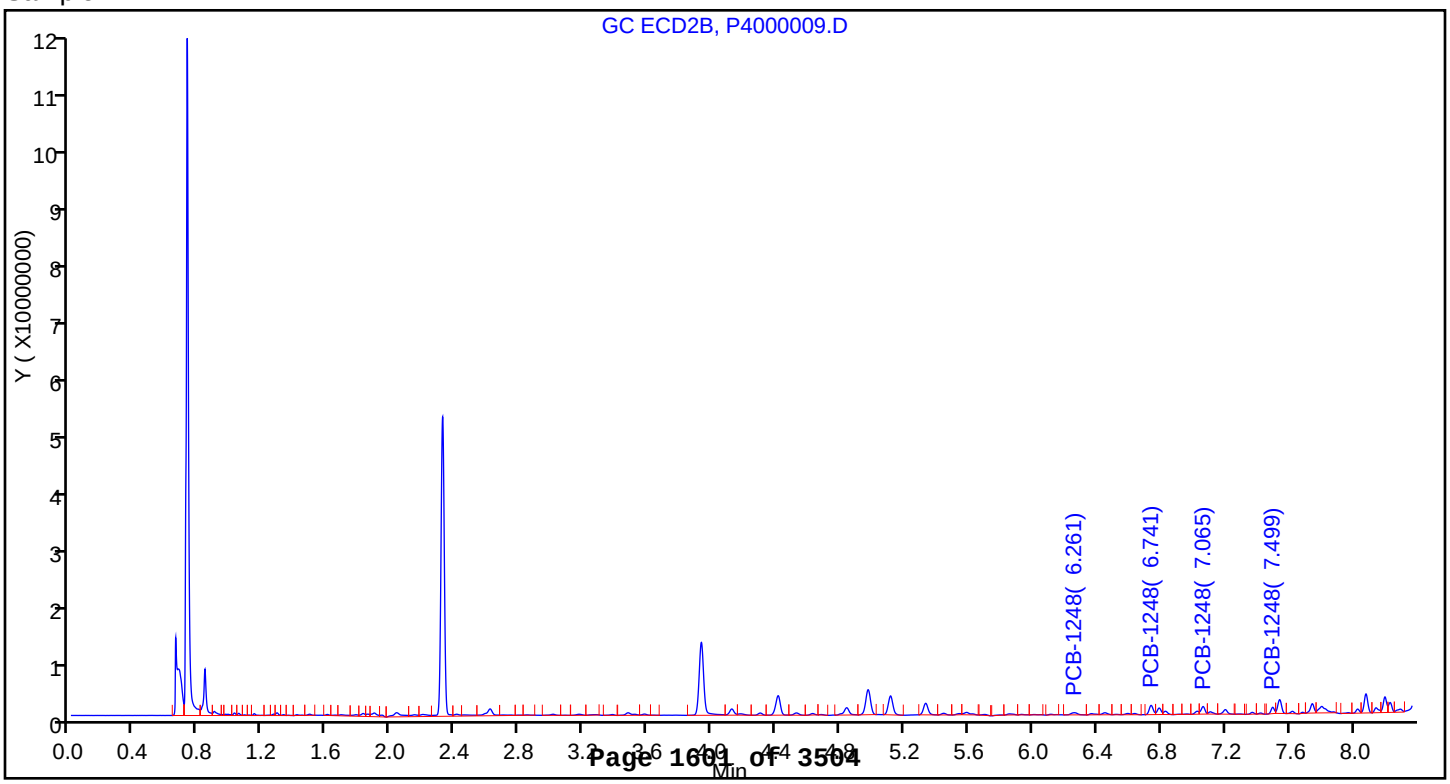

Report Date: 11-May-2015 17:12:11 Chrom Revision: 2.2 09-Apr-2015 10:05:40

TestAmerica Canton

Data File:	\\Ncchrom\ChromData\A2HP4\20150506-43321.b\P4000009.D				
Injection Date:	06-May-2015 10:07:49	Instrument ID:	A2HP4		
Lims ID:	240-49697-B-47-A	Lab Sample ID:	240-49697-47		
Client ID:	DR-SB-228-36-39				
Operator ID:		ALS Bottle#:	9	Worklist Smp#:	9
Injection Vol:	1.0 uL	Dil. Factor:	1.0000		
Method:	PCB4 is	Limit Group:	GC 8082A and DoD IS		
Column:		Detector	GC ecd2b		

10 PCB-1260, CAS: 11096-82-5

Calibration Sample, Level: 6

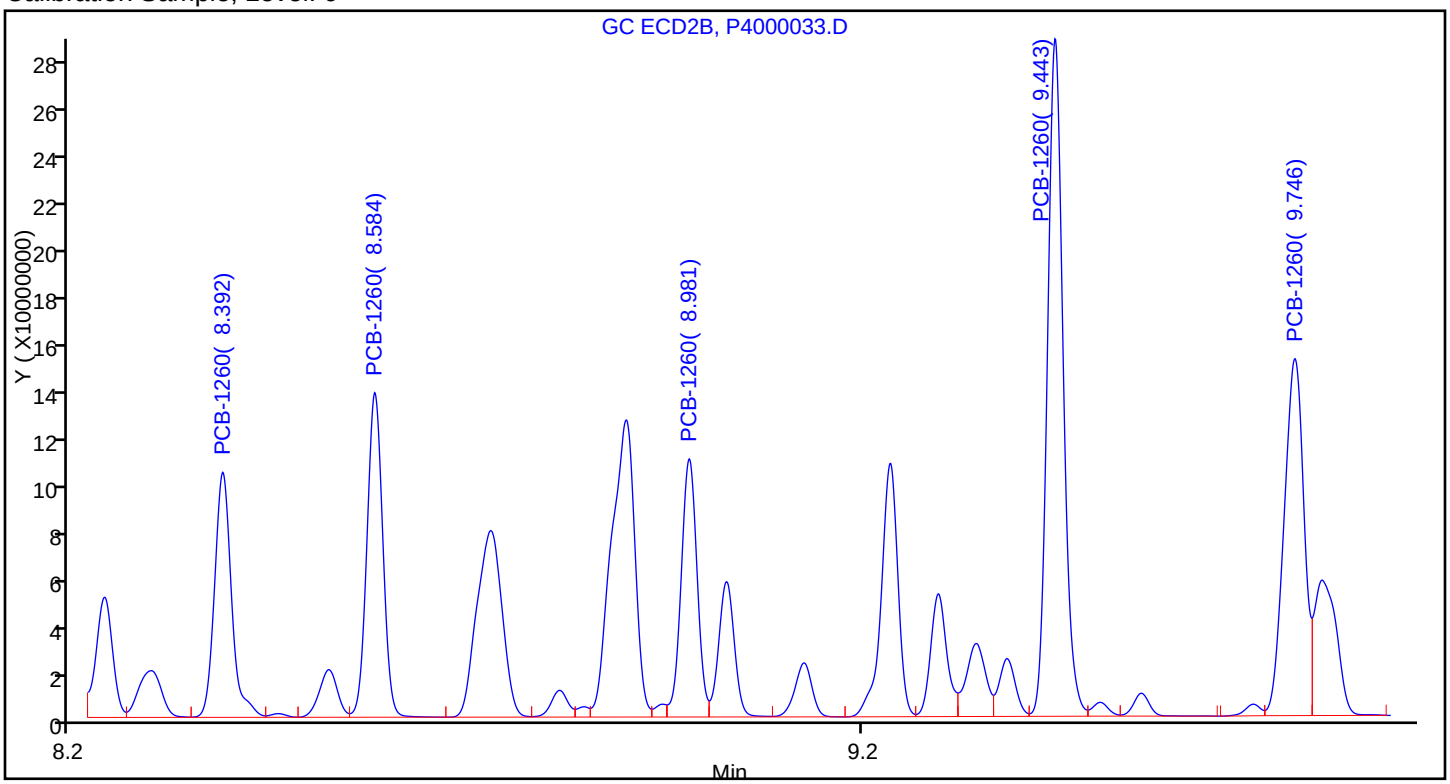

Sample

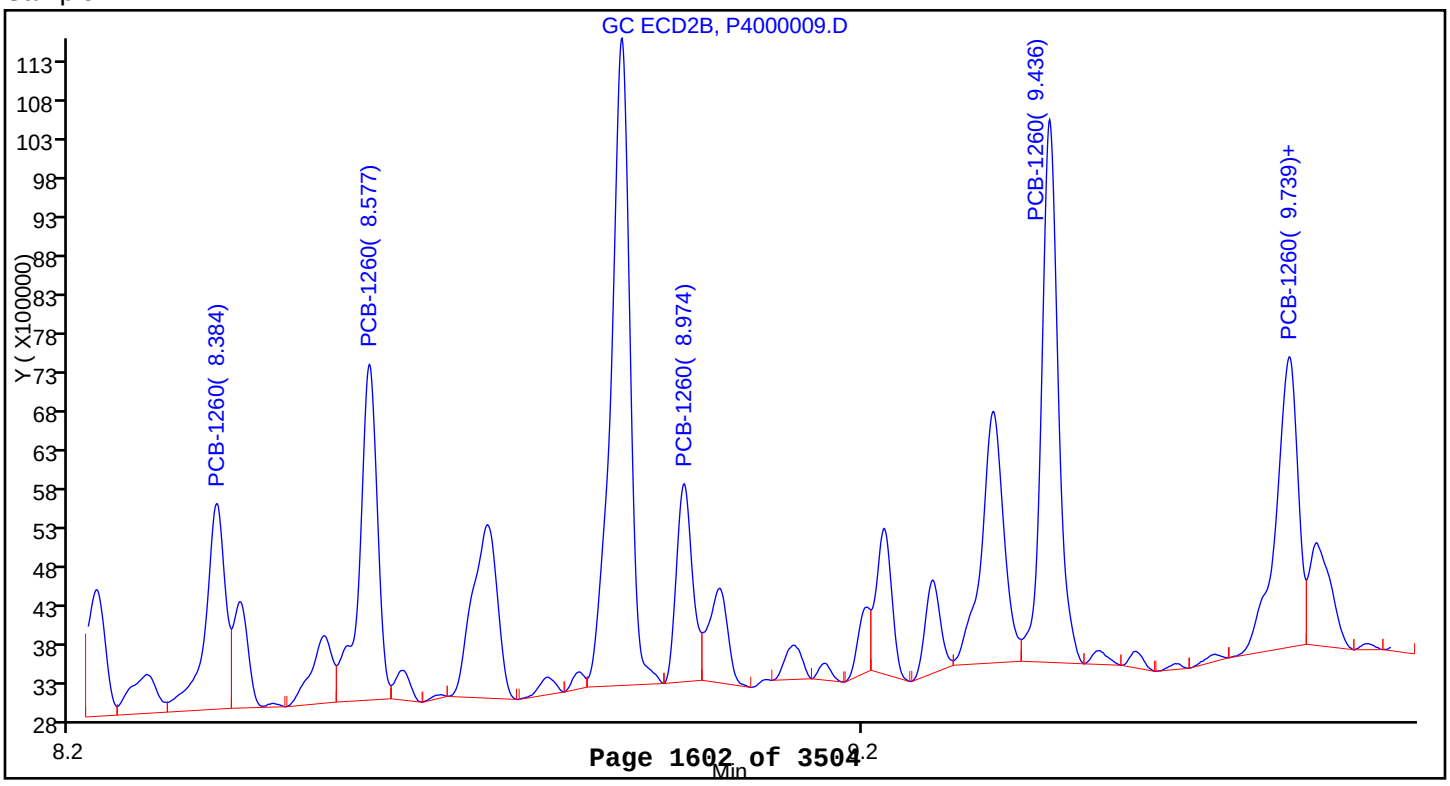

Report Date: 11-May-2015 17:12:18 Chrom Revision: 2.2 09-Apr-2015 10:05:40

TestAmerica Canton

Data File:	\\Ncchrom\ChromData\A2HP4\20150506-43321.b\P4000010.D				
Injection Date:	06-May-2015 10:24:07	Instrument ID:	A2HP4		
Lims ID:	240-49697-B-48-A	Lab Sample ID:	240-49697-48		
Client ID:	DR-SB-228-48-51				
Operator ID:		ALS Bottle#:	10	Worklist Smp#:	10
Injection Vol:	1.0 uL	Dil. Factor:	1.0000		
Method:	PCB4 is	Limit Group:	GC 8082A and DoD IS		
Column:		Detector	GC ecd2b		

10 PCB-1260, CAS: 11096-82-5

Calibration Sample, Level: 6

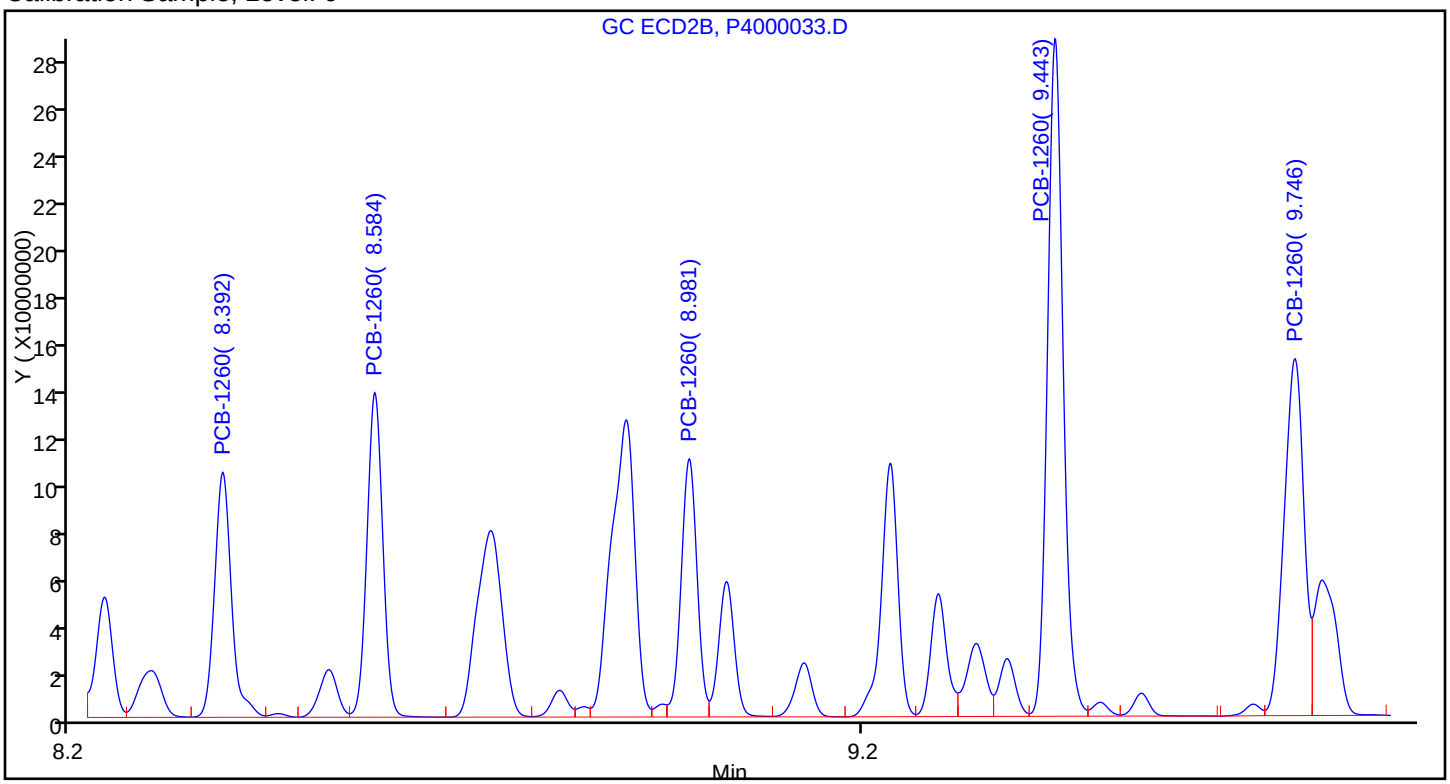

Sample

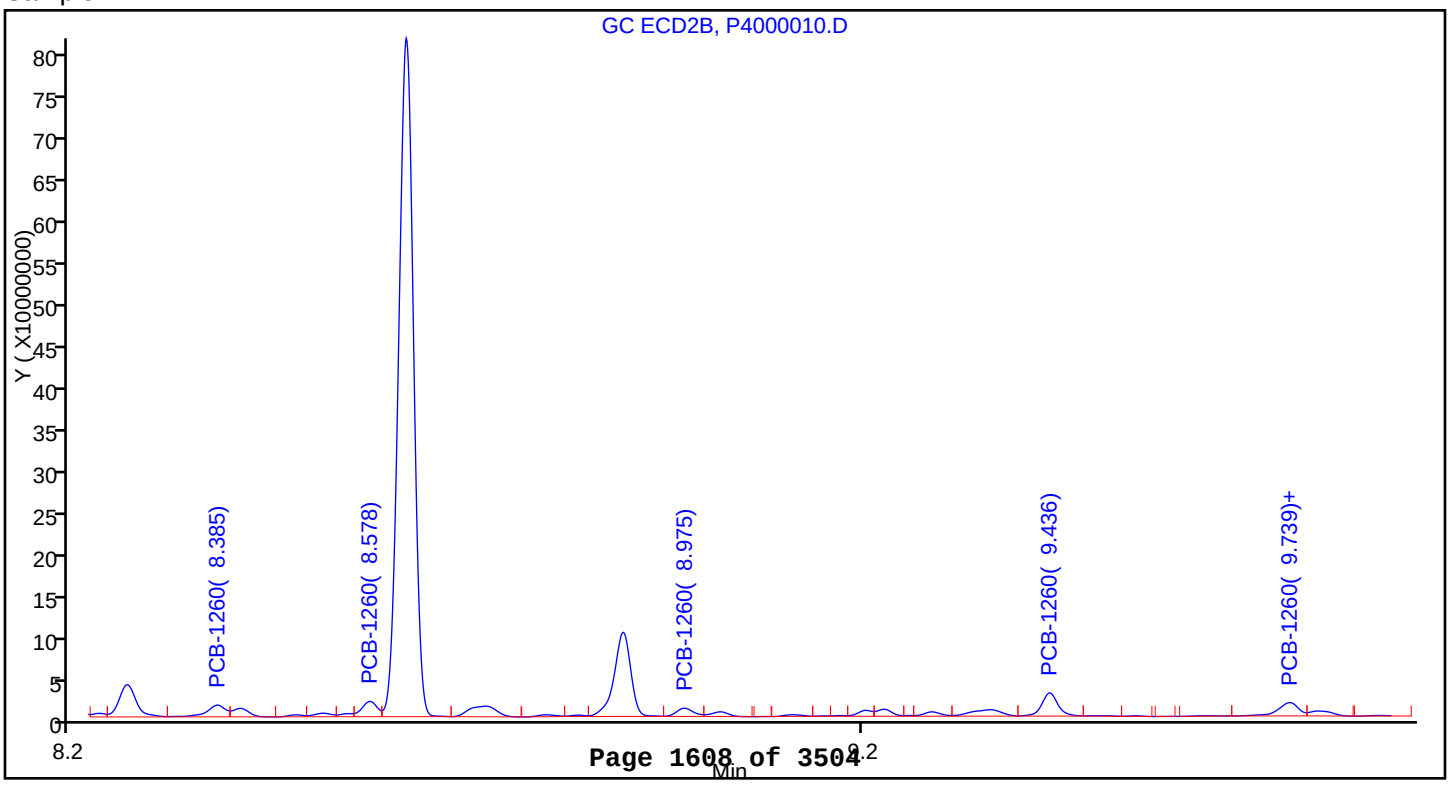

Report Date: 11-May-2015 17:12:29 Chrom Revision: 2.2 09-Apr-2015 10:05:40

TestAmerica Canton

Data File:	\\Ncchrom\ChromData\A2HP4\20150506-43321.b\P4000011.D				
Injection Date:	06-May-2015 10:40:22	Instrument ID:	A2HP4		
Lims ID:	240-49697-B-49-A	Lab Sample ID:	240-49697-49		
Client ID:	DR-SB-242-0-3				
Operator ID:		ALS Bottle#:	11	Worklist Smp#:	11
Injection Vol:	1.0 uL	Dil. Factor:	100.0000		
Method:	PCB4 is	Limit Group:	GC 8082A and DoD IS		
Column:		Detector	GC ecd2b		

7 PCB-1248, CAS: 12672-29-6

Calibration Sample, Level: 6

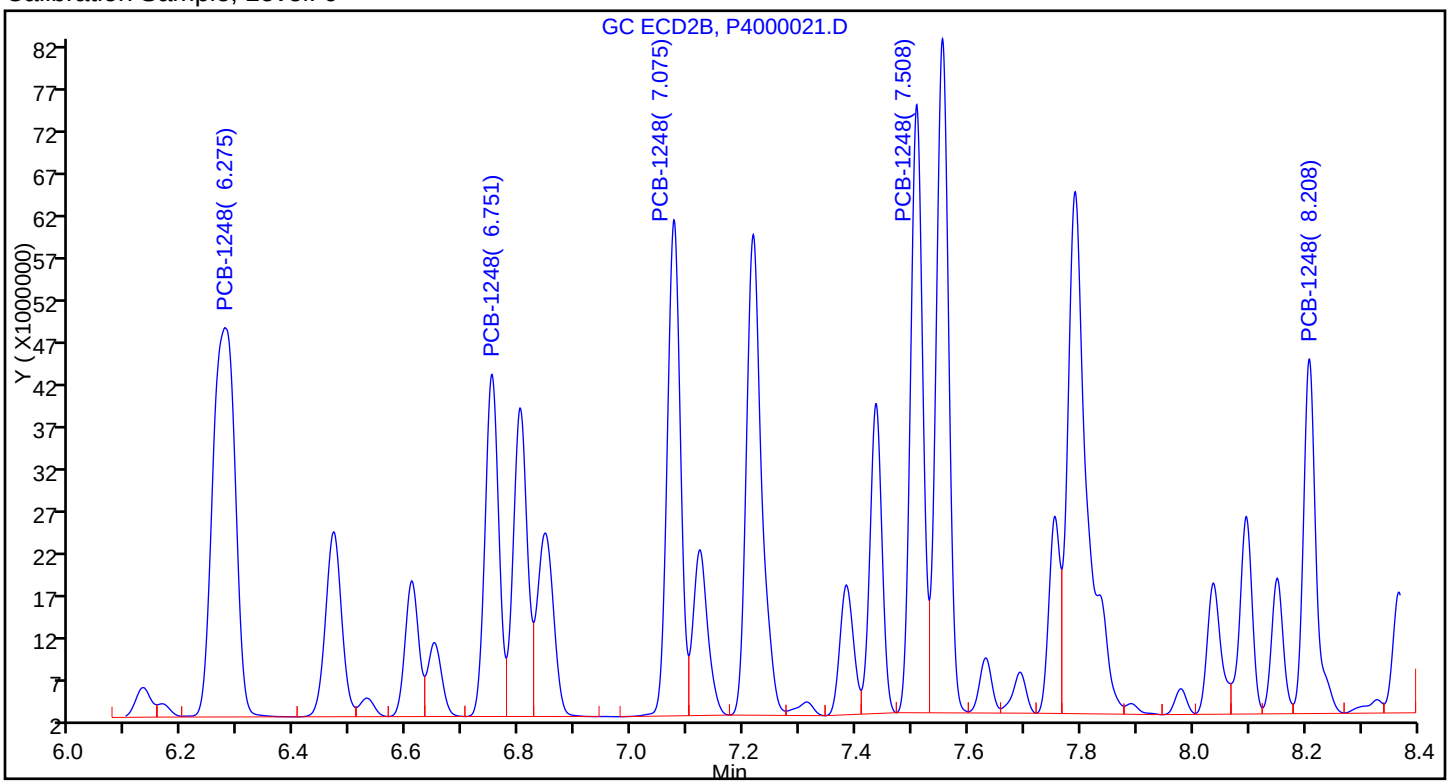

Sample

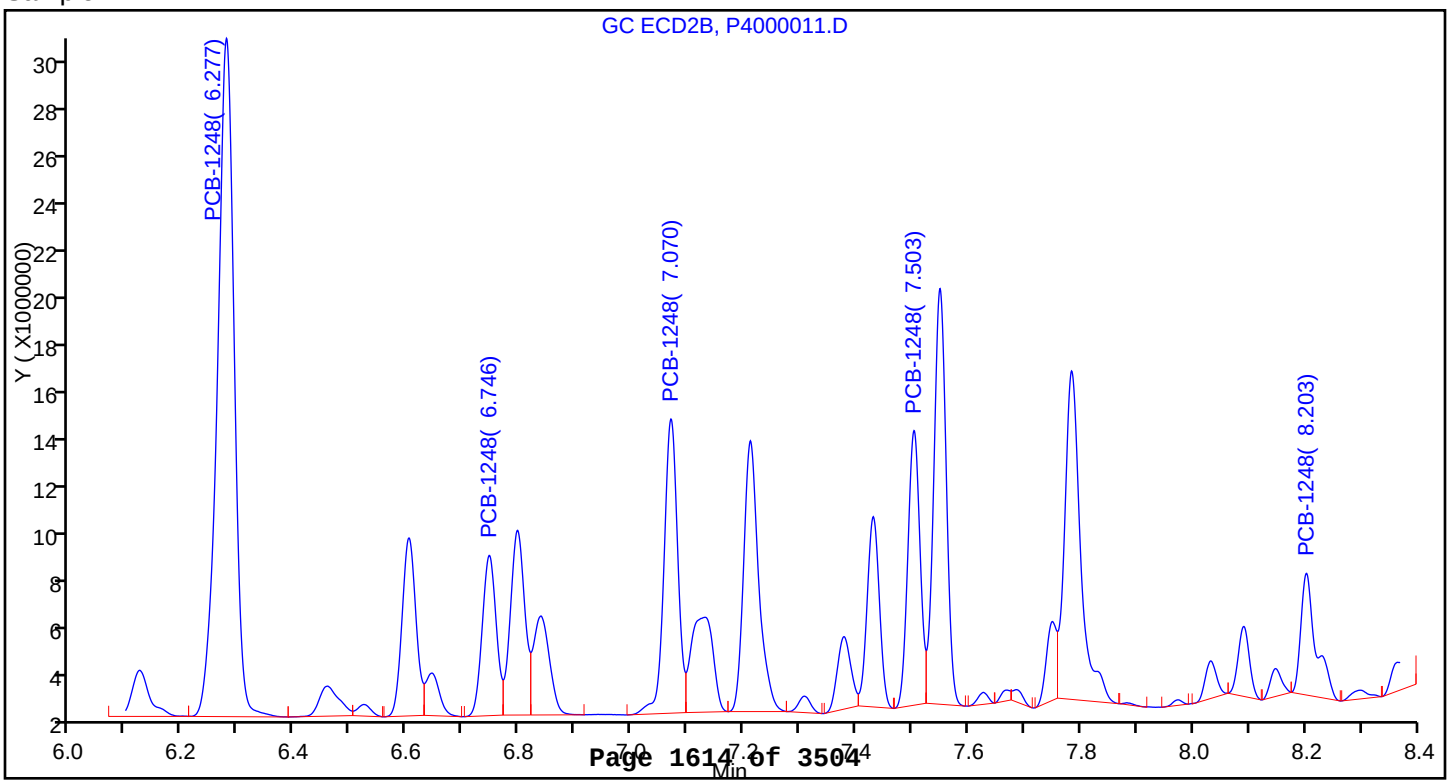

Report Date: 11-May-2015 17:12:29 Chrom Revision: 2.2 09-Apr-2015 10:05:40

TestAmerica Canton

Data File:	\\Ncchrom\ChromData\A2HP4\20150506-43321.b\P4000011.D				
Injection Date:	06-May-2015 10:40:22	Instrument ID:	A2HP4		
Lims ID:	240-49697-B-49-A	Lab Sample ID:	240-49697-49		
Client ID:	DR-SB-242-0-3				
Operator ID:		ALS Bottle#:	11	Worklist Smp#:	11
Injection Vol:	1.0 uL	Dil. Factor:	100.0000		
Method:	PCB4 is	Limit Group:	GC 8082A and DoD IS		
Column:		Detector	GC ecd2b		

10 PCB-1260, CAS: 11096-82-5

Calibration Sample, Level: 6

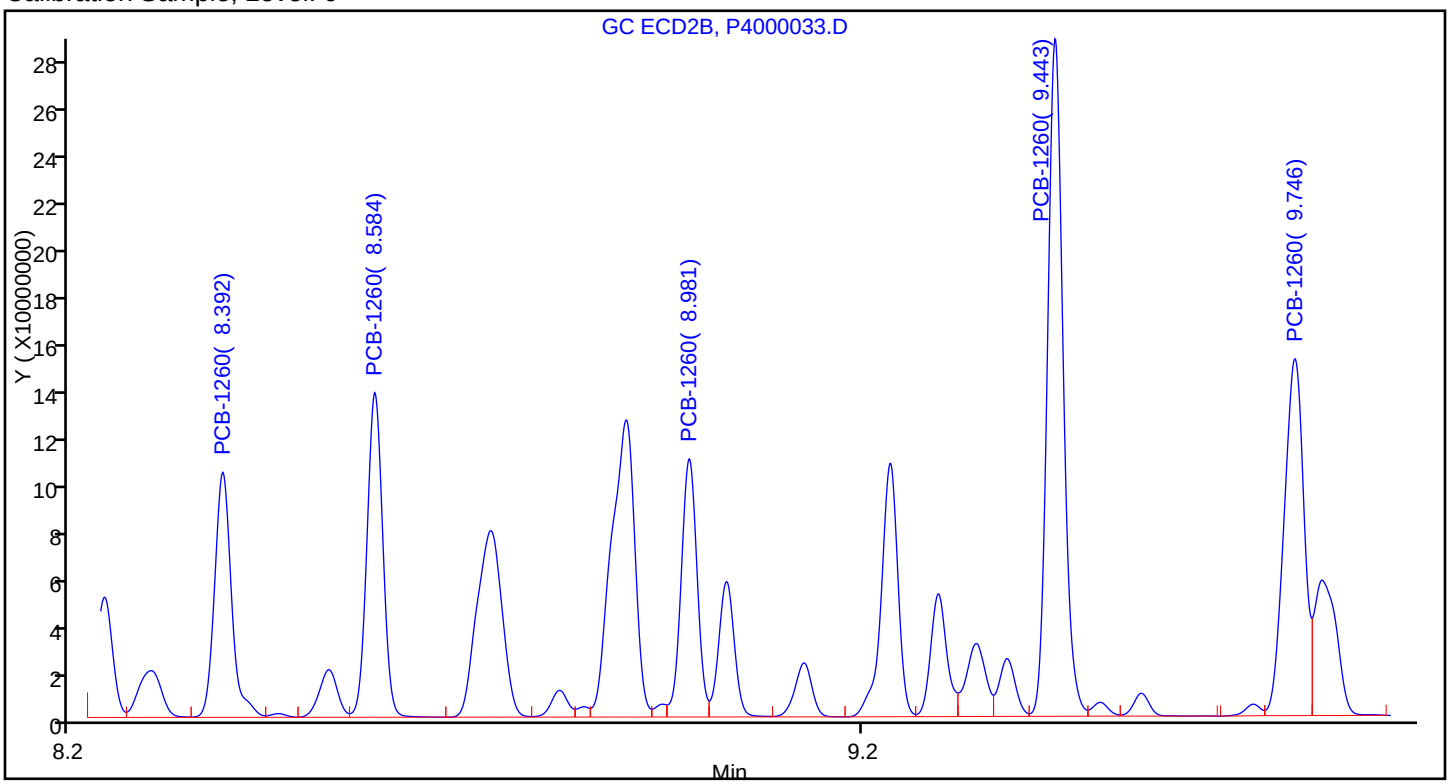

Sample

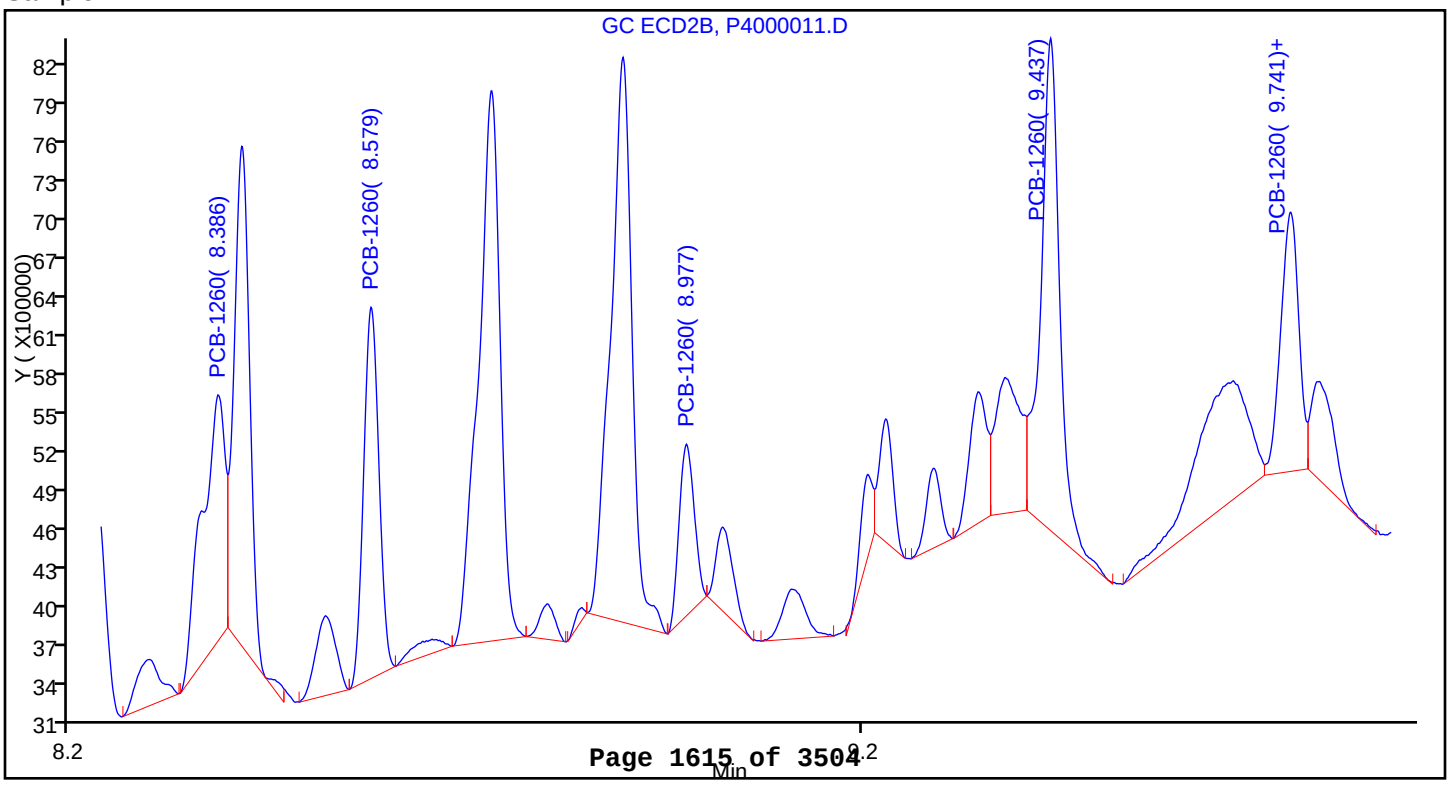

Report Date: 11-May-2015 17:12:54 Chrom Revision: 2.2 09-Apr-2015 10:05:40

TestAmerica Canton

Data File:	\\Ncchrom\ChromData\A2HP4\20150506-43321.b\P4000013.D				
Injection Date:	06-May-2015 11:13:01	Instrument ID:	A2HP4		
Lims ID:	240-49697-B-51-A	Lab Sample ID:	240-49697-51		
Client ID:	DR-SB-242-36-39				
Operator ID:		ALS Bottle#:	13	Worklist Smp#:	13
Injection Vol:	1.0 uL	Dil. Factor:	500.0000		
Method:	PCB4 is	Limit Group:	GC 8082A and DoD IS		
Column:		Detector	GC ecd2b		

7 PCB-1248, CAS: 12672-29-6

Calibration Sample, Level: 6

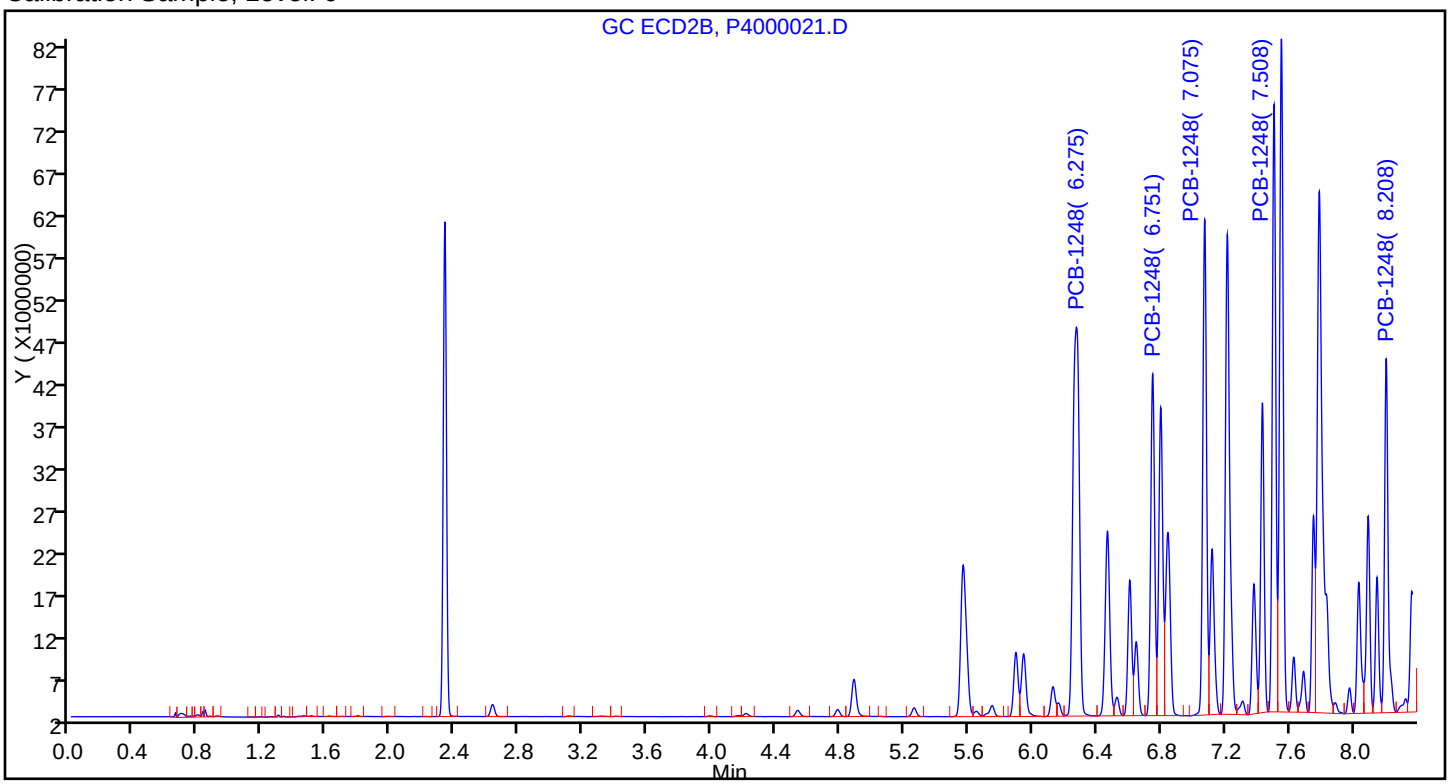

Sample

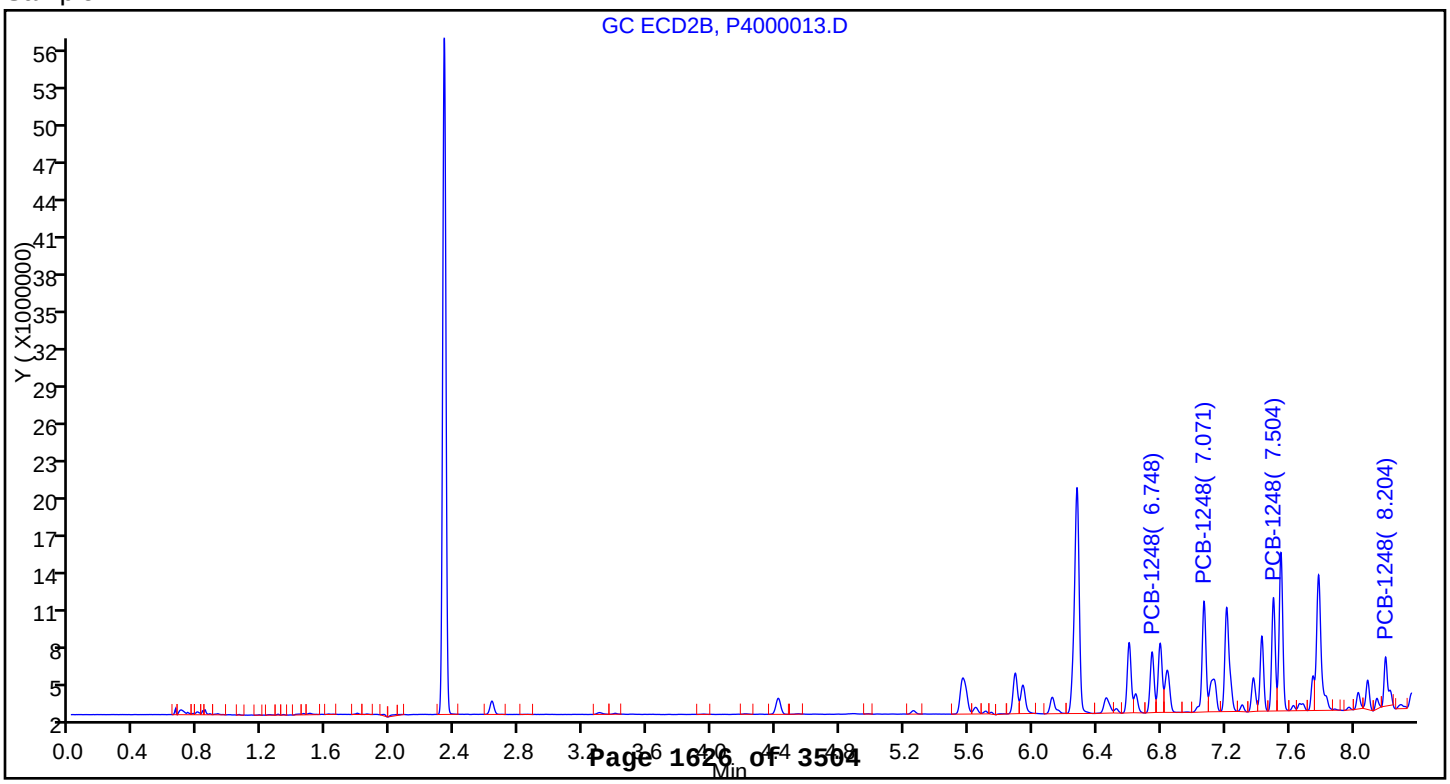

Report Date: 11-May-2015 17:12:54 Chrom Revision: 2.2 09-Apr-2015 10:05:40

TestAmerica Canton

Data File:	\\Ncchrom\ChromData\A2HP4\20150506-43321.b\P4000013.D				
Injection Date:	06-May-2015 11:13:01	Instrument ID:	A2HP4		
Lims ID:	240-49697-B-51-A	Lab Sample ID:	240-49697-51		
Client ID:	DR-SB-242-36-39				
Operator ID:		ALS Bottle#:	13	Worklist Smp#:	13
Injection Vol:	1.0 uL	Dil. Factor:	500.0000		
Method:	PCB4 is	Limit Group:	GC 8082A and DoD IS		
Column:		Detector	GC ecd2b		

10 PCB-1260, CAS: 11096-82-5

Calibration Sample, Level: 6

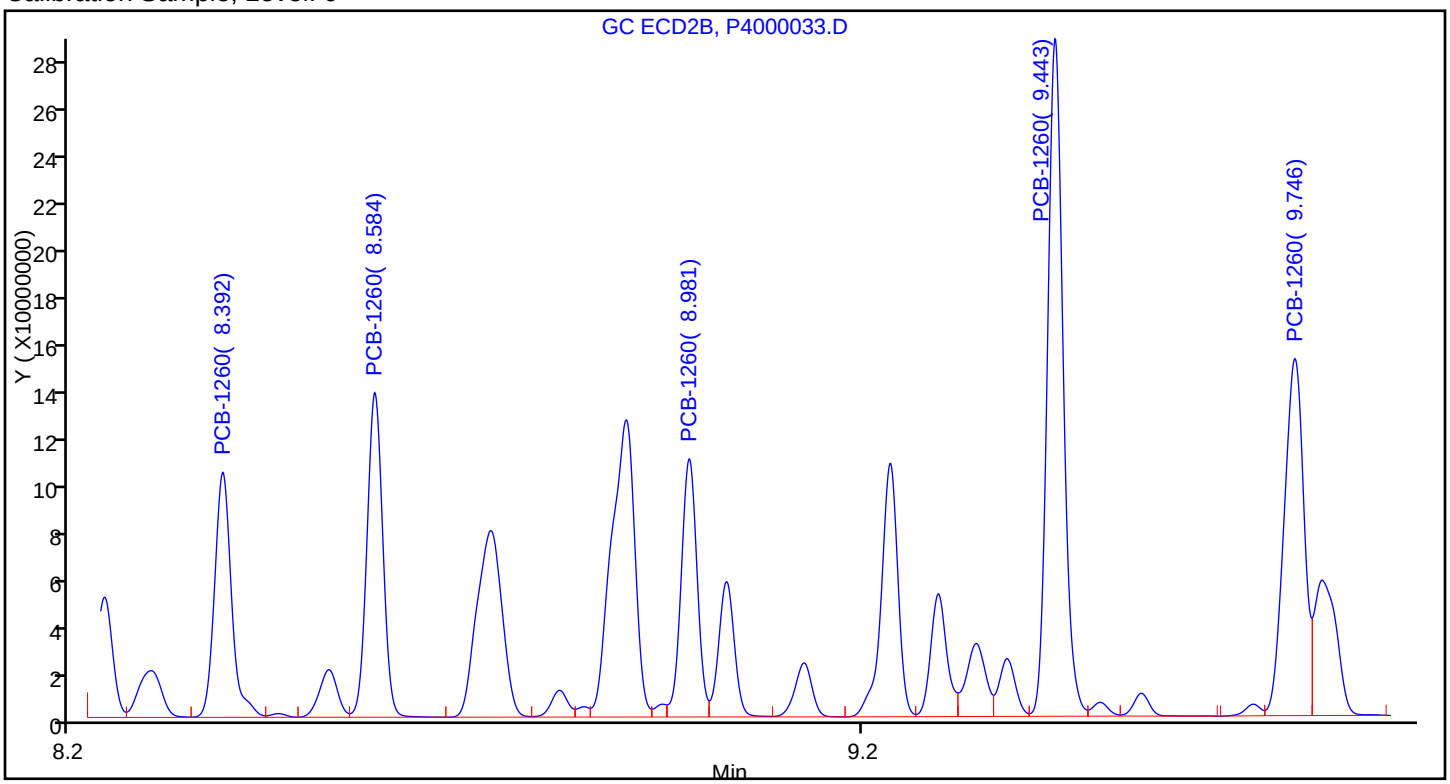

Sample

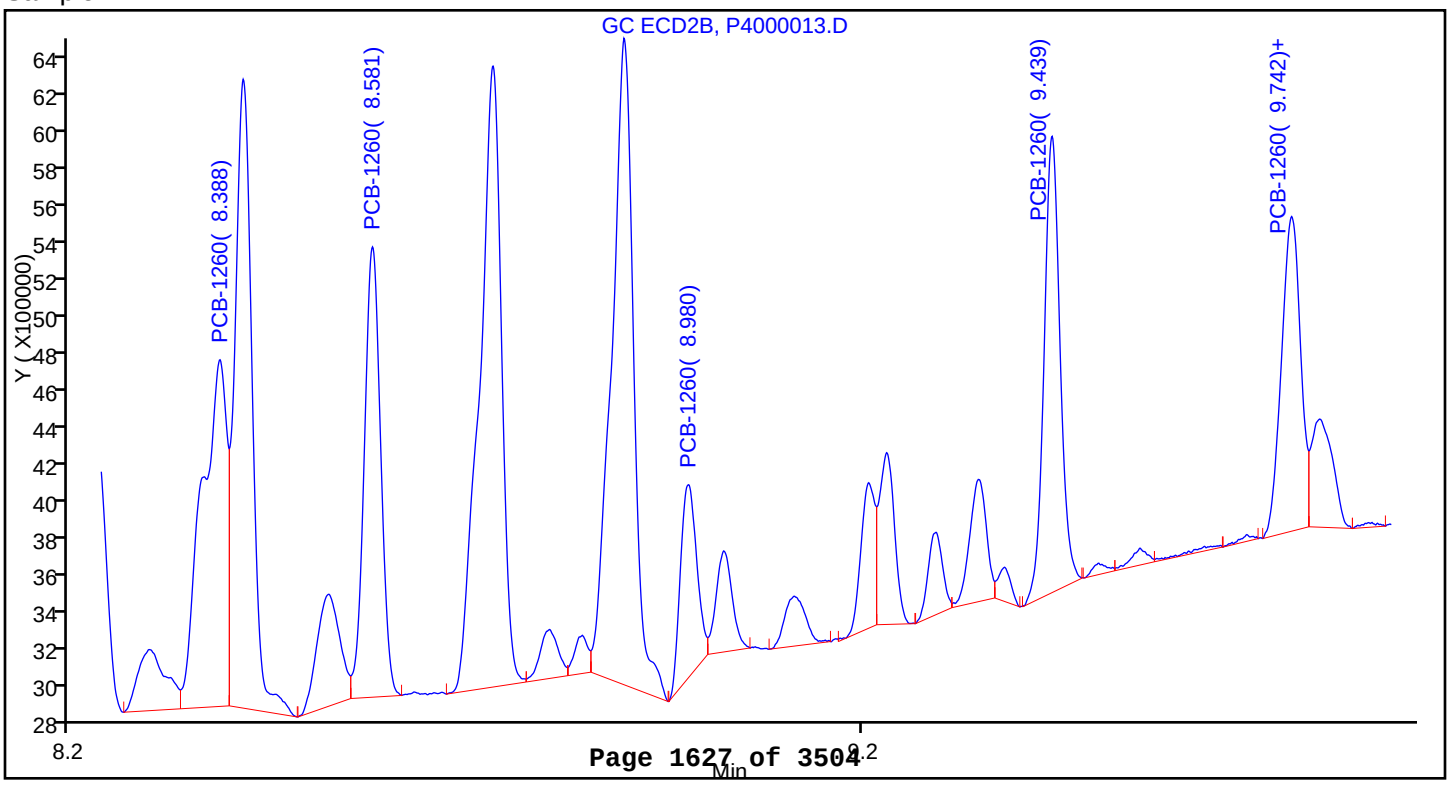

Report Date: 11-May-2015 17:13:02 Chrom Revision: 2.2 09-Apr-2015 10:05:40

TestAmerica Canton

Data File:	\\Ncchrom\ChromData\A2HP4\20150506-43321.b\P4000014.D				
Injection Date:	06-May-2015 11:29:19	Instrument ID:	A2HP4		
Lims ID:	240-49697-B-52-A	Lab Sample ID:	240-49697-52		
Client ID:	DR-SB-242-48-51				
Operator ID:		ALS Bottle#:	14	Worklist Smp#:	14
Injection Vol:	1.0 uL	Dil. Factor:	1.0000		
Method:	PCB4 is	Limit Group:	GC 8082A and DoD IS		
Column:		Detector	GC ecd2b		

7 PCB-1248, CAS: 12672-29-6

Calibration Sample, Level: 6

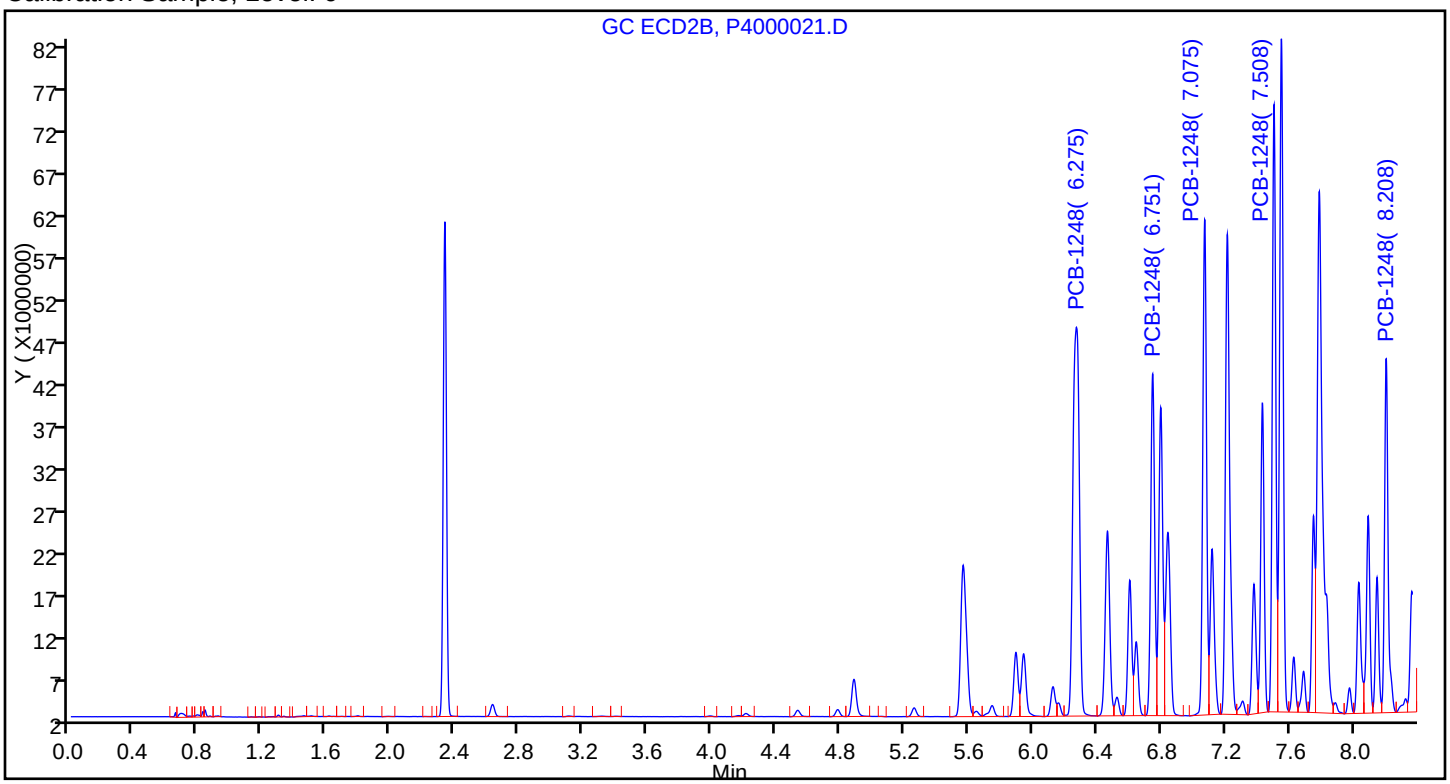

Sample

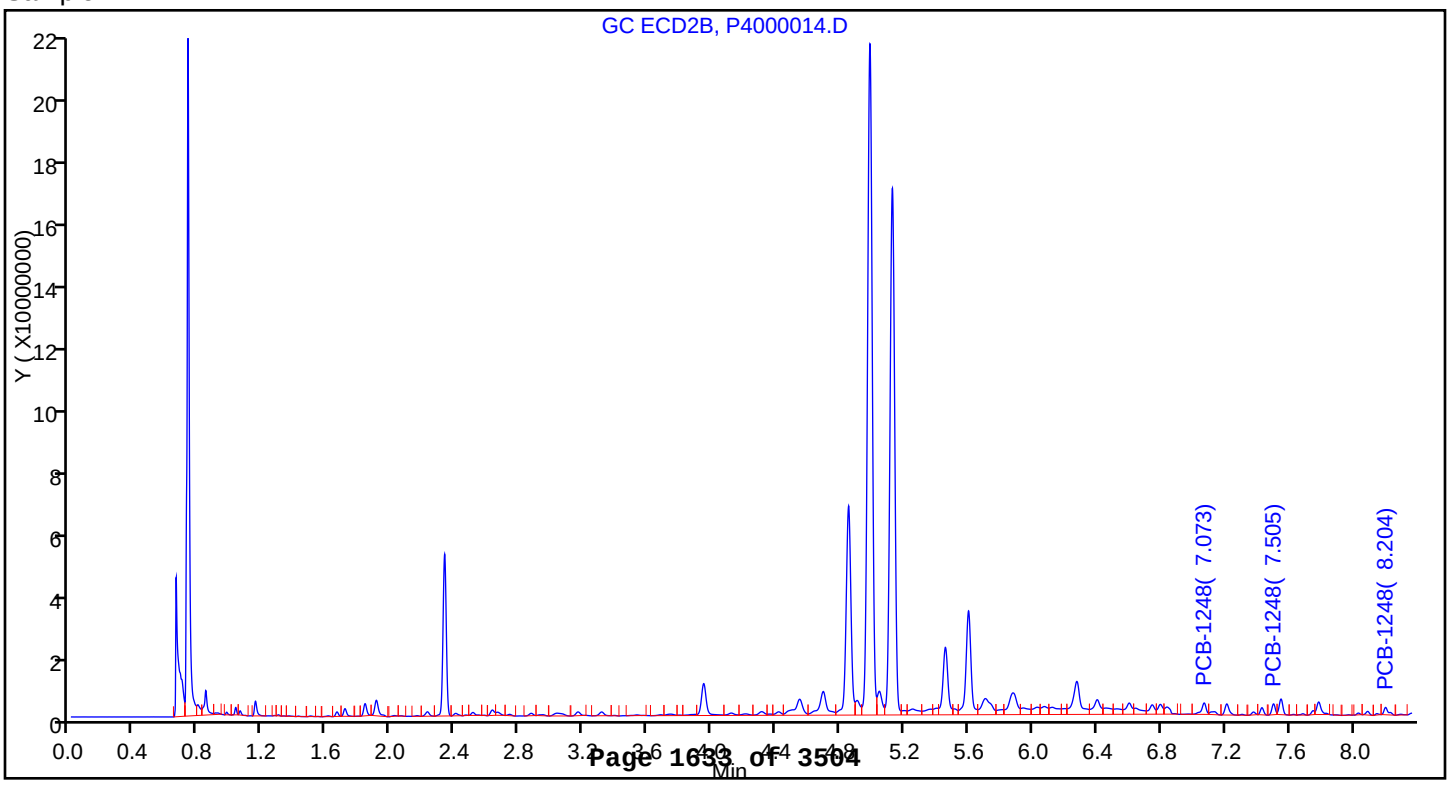

Report Date: 11-May-2015 17:13:02 Chrom Revision: 2.2 09-Apr-2015 10:05:40

TestAmerica Canton

Data File:	\\Ncchrom\ChromData\A2HP4\20150506-43321.b\P4000014.D				
Injection Date:	06-May-2015 11:29:19	Instrument ID:	A2HP4		
Lims ID:	240-49697-B-52-A	Lab Sample ID:	240-49697-52		
Client ID:	DR-SB-242-48-51				
Operator ID:		ALS Bottle#:	14	Worklist Smp#:	14
Injection Vol:	1.0 uL	Dil. Factor:	1.0000		
Method:	PCB4 is	Limit Group:	GC 8082A and DoD IS		
Column:		Detector	GC ecd2b		

10 PCB-1260, CAS: 11096-82-5

Calibration Sample, Level: 6

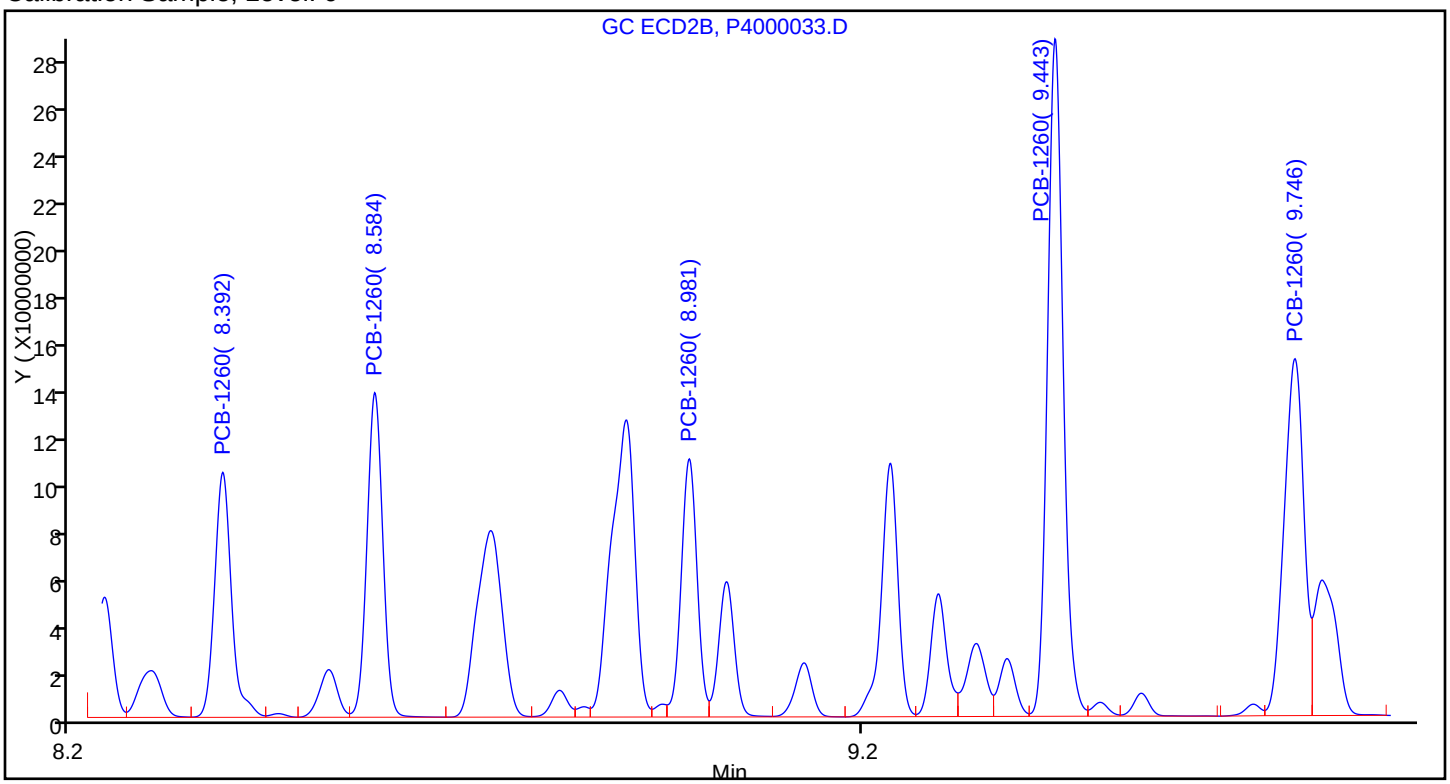

Sample

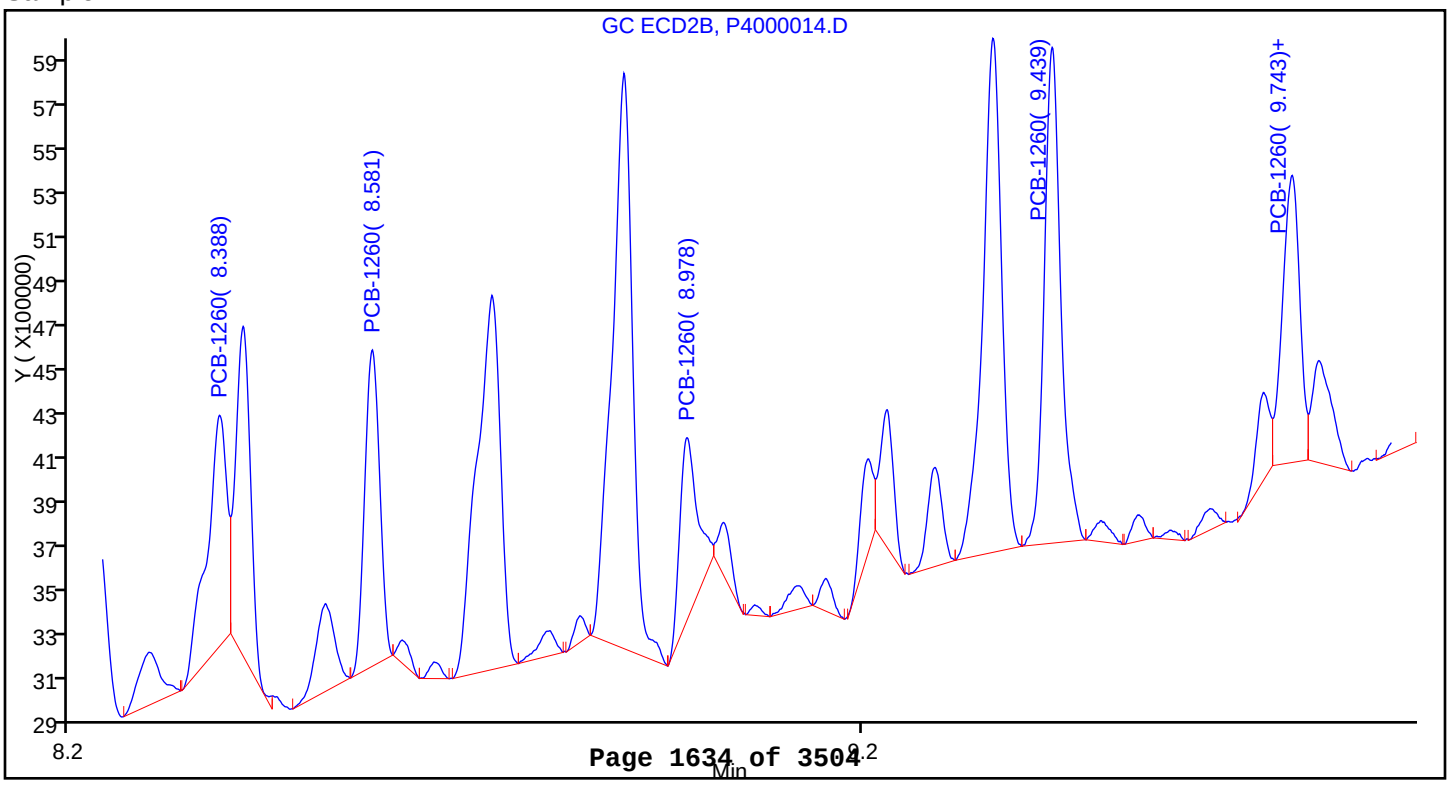

Report Date: 11-May-2015 17:13:12 Chrom Revision: 2.2 09-Apr-2015 10:05:40

TestAmerica Canton

Data File:	\\Ncchrom\ChromData\A2HP4\20150506-43321.b\P4000015.D				
Injection Date:	06-May-2015 11:45:35	Instrument ID:	A2HP4		
Lims ID:	240-49697-B-53-A	Lab Sample ID:	240-49697-53		
Client ID:	DR-SB-247-0-3				
Operator ID:		ALS Bottle#:	15	Worklist Smp#:	15
Injection Vol:	1.0 uL	Dil. Factor:	1.0000		
Method:	PCB4 is	Limit Group:	GC 8082A and DoD IS		
Column:		Detector	GC ecd2b		

10 PCB-1260, CAS: 11096-82-5

Calibration Sample, Level: 6

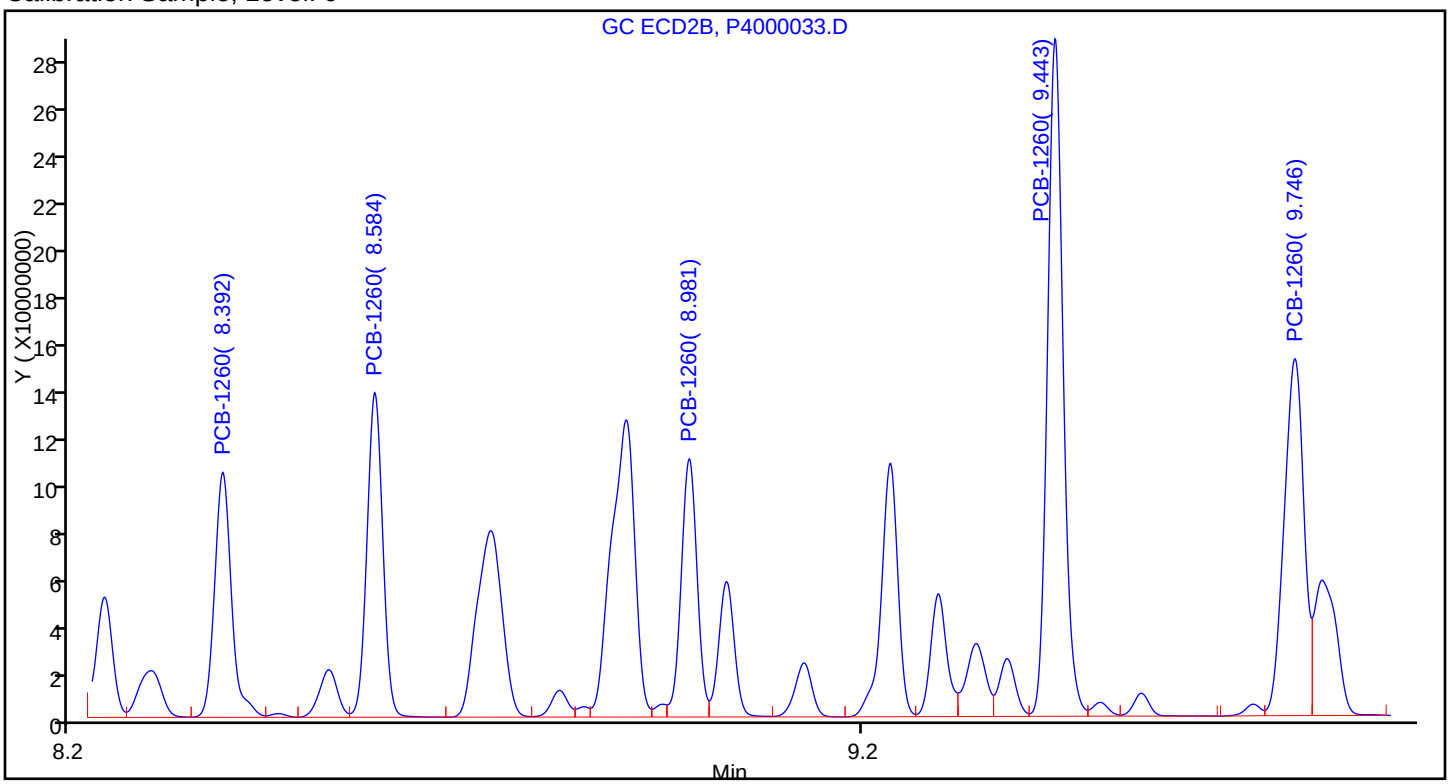

Sample

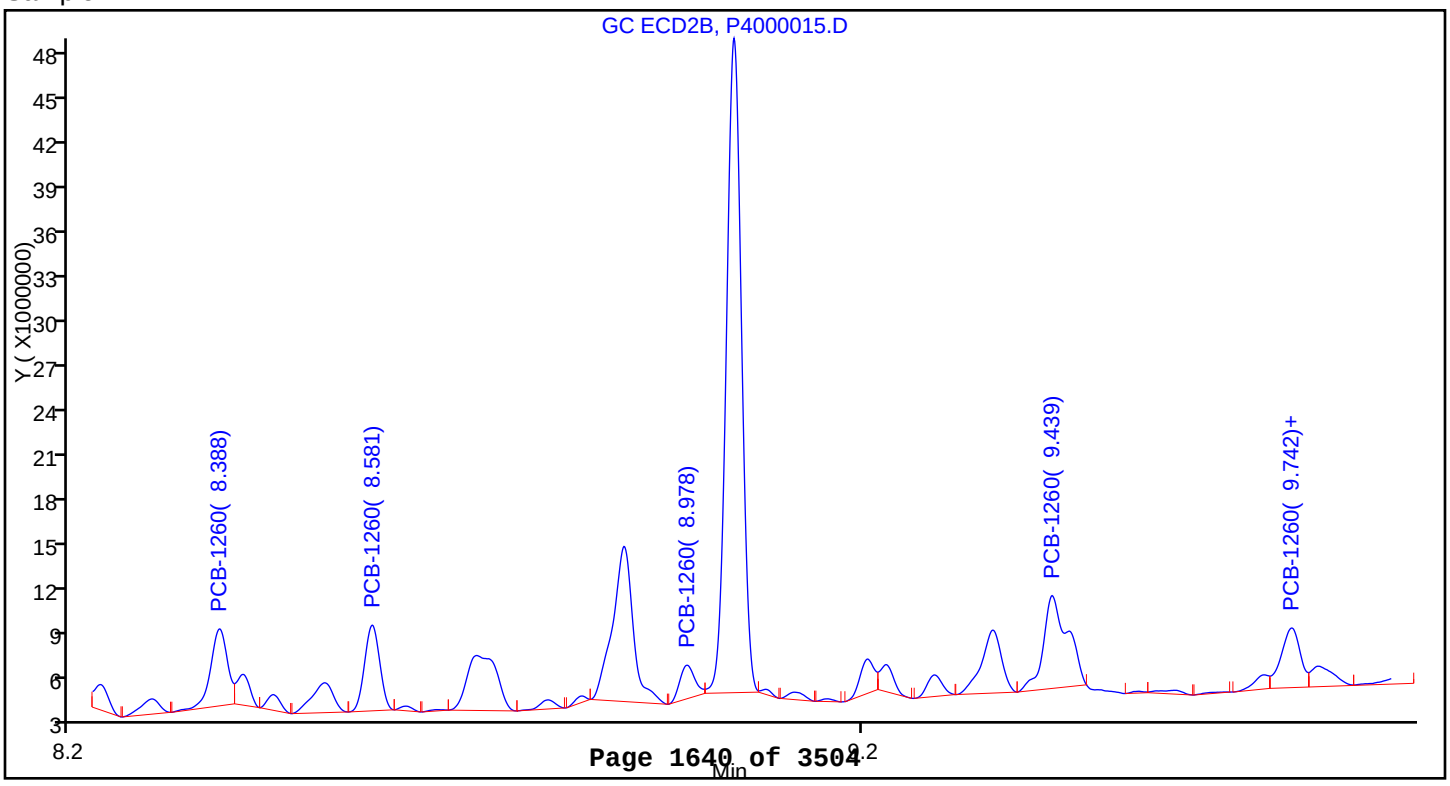

Report Date: 11-May-2015 17:13:34 Chrom Revision: 2.2 09-Apr-2015 10:05:40

TestAmerica Canton

Data File:	\\Ncchrom\ChromData\A2HP4\20150506-43321.b\P4000016.D				
Injection Date:	06-May-2015 12:01:52	Instrument ID:	A2HP4		
Lims ID:	240-49697-B-54-A	Lab Sample ID:	240-49697-54		
Client ID:	DR-SB-247-24-27				
Operator ID:		ALS Bottle#:	16	Worklist Smp#:	16
Injection Vol:	1.0 uL	Dil. Factor:	1.0000		
Method:	PCB4 is	Limit Group:	GC 8082A and DoD IS		
Column:		Detector	GC ecd2b		

8 PCB-1254, CAS: 11097-69-1

Calibration Sample, Level: 6

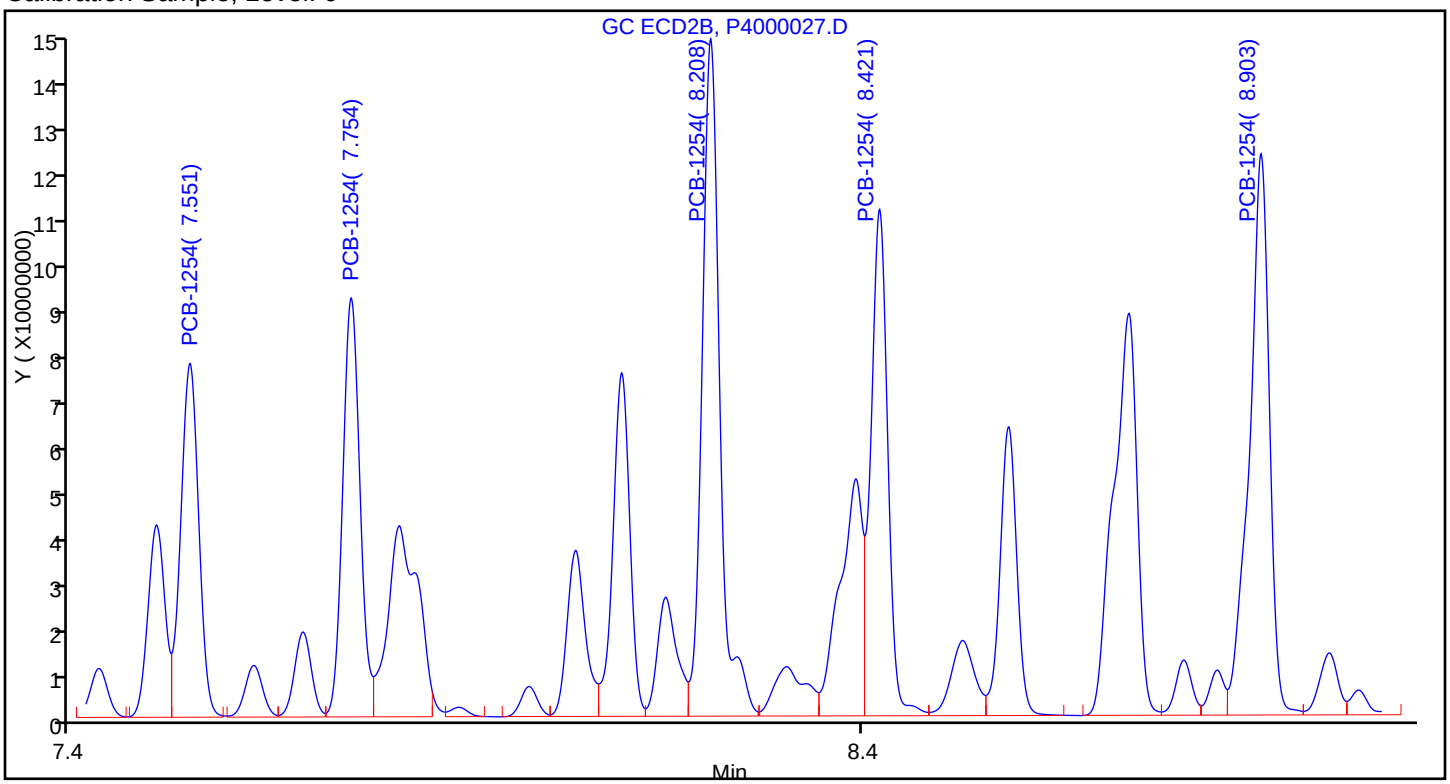

Sample

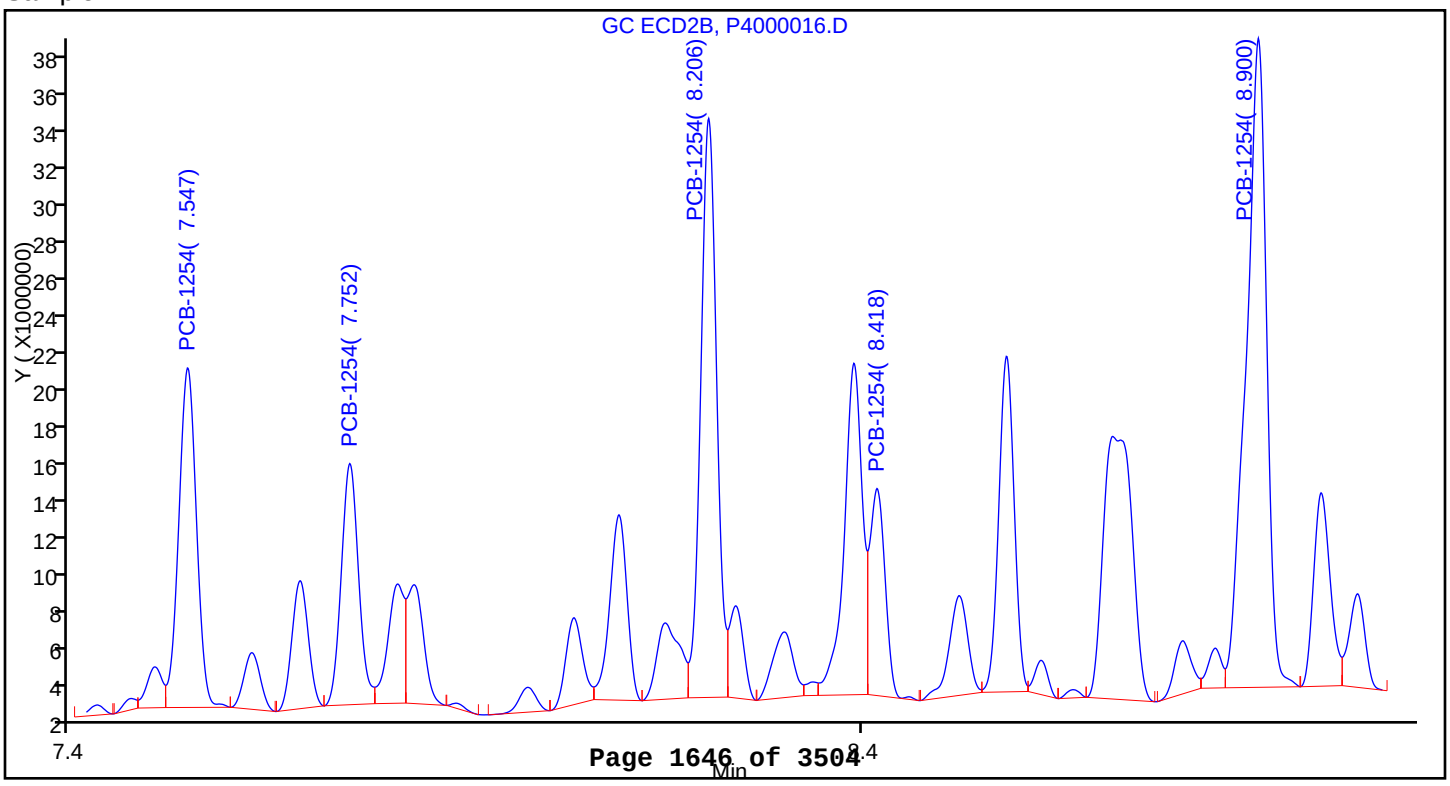

Report Date: 11-May-2015 17:13:44 Chrom Revision: 2.2 09-Apr-2015 10:05:40

TestAmerica Canton

Data File:	\\Ncchrom\ChromData\A2HP4\20150506-43321.b\P4000017.D				
Injection Date:	06-May-2015 12:18:13	Instrument ID:	A2HP4		
Lims ID:	240-49697-B-55-A	Lab Sample ID:	240-49697-55		
Client ID:	DR-SB-247-36-39				
Operator ID:		ALS Bottle#:	17	Worklist Smp#:	17
Injection Vol:	1.0 uL	Dil. Factor:	5.0000		
Method:	PCB4 is	Limit Group:	GC 8082A and DoD IS		
Column:		Detector	GC ecd2b		

8 PCB-1254, CAS: 11097-69-1

Calibration Sample, Level: 6

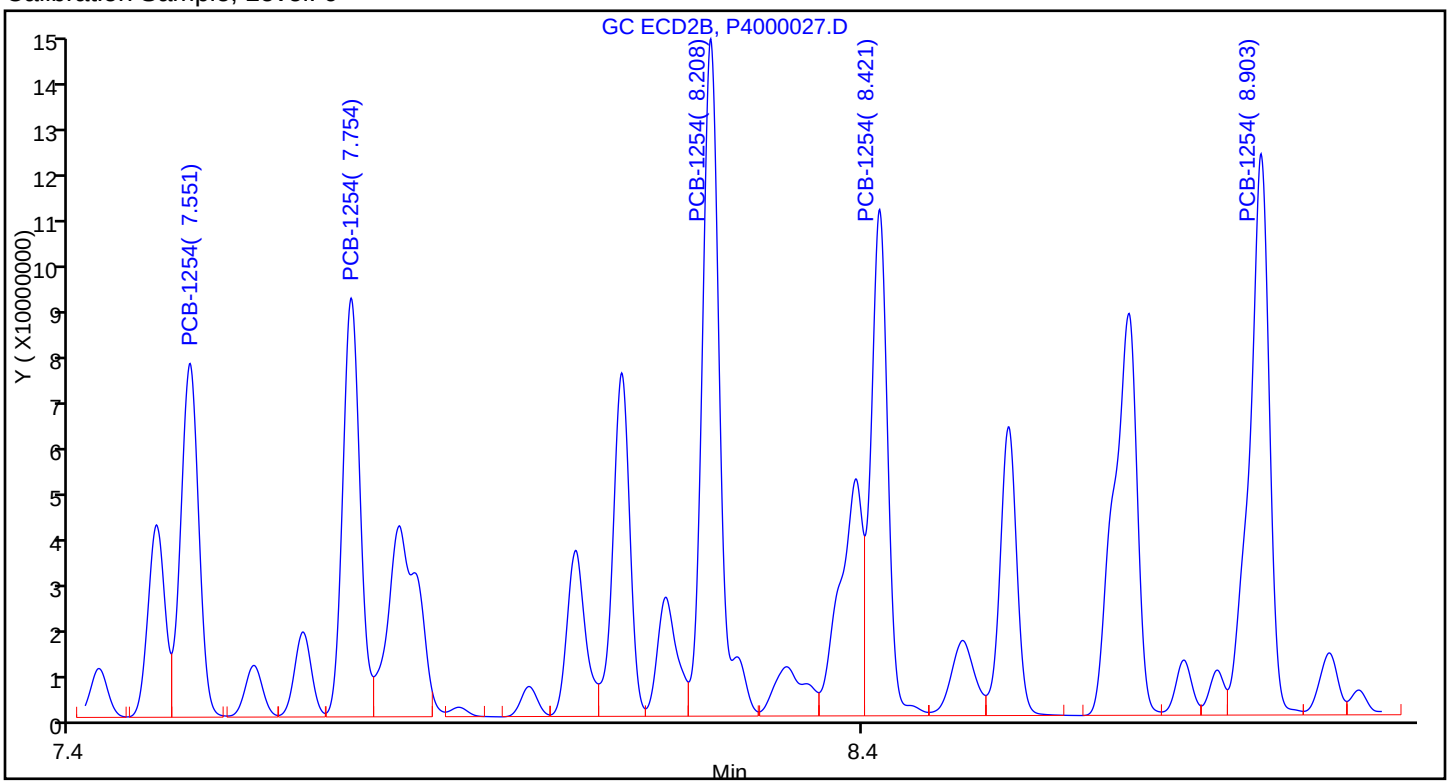

Sample

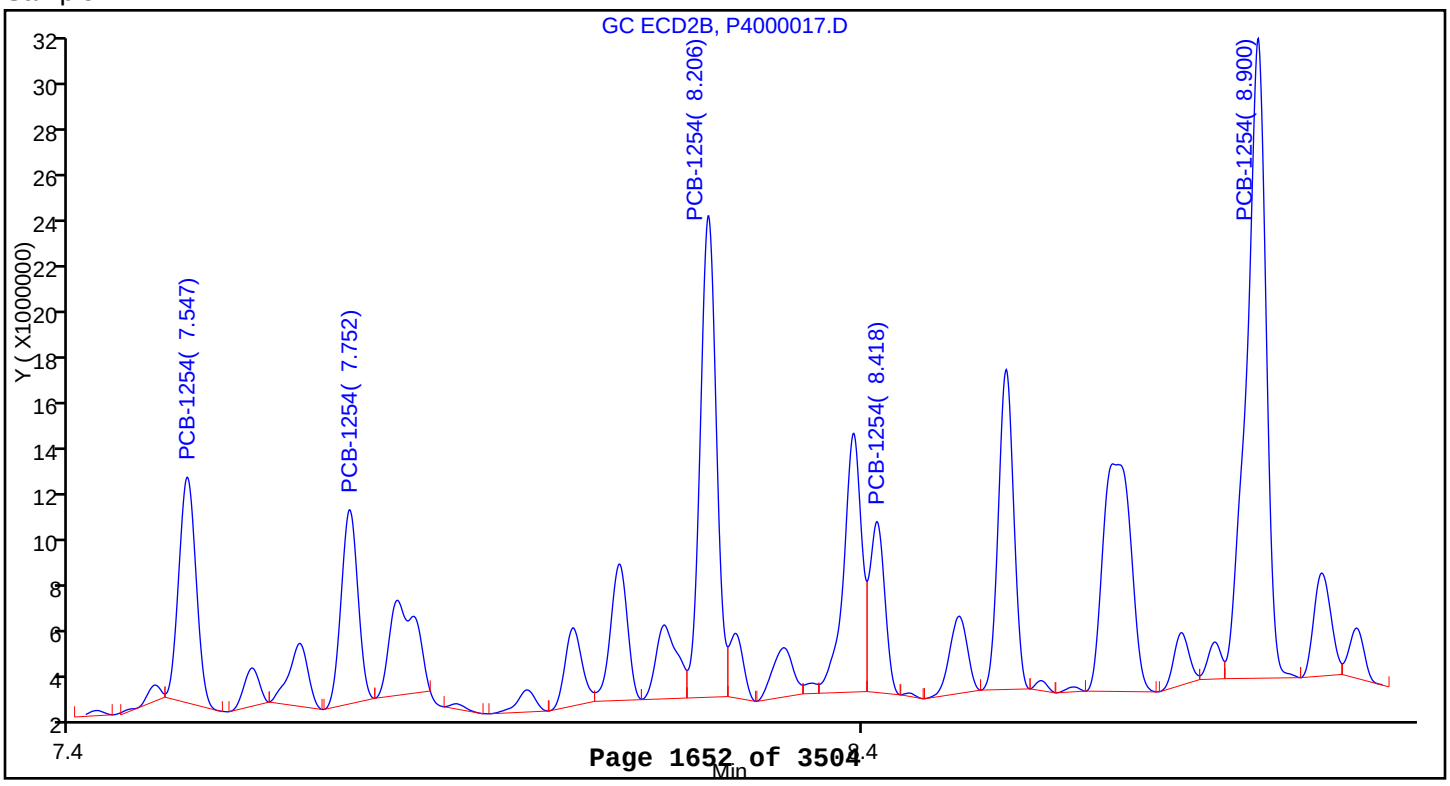

Report Date: 11-May-2015 17:13:52 Chrom Revision: 2.2 09-Apr-2015 10:05:40

TestAmerica Canton

Data File:	\\Ncchrom\ChromData\A2HP4\20150506-43321.b\P4000018.D				
Injection Date:	06-May-2015 12:34:31	Instrument ID:	A2HP4		
Lims ID:	240-49697-B-56-A	Lab Sample ID:	240-49697-56		
Client ID:	DR-SB-247-48-51				
Operator ID:		ALS Bottle#:	18	Worklist Smp#:	18
Injection Vol:	1.0 uL	Dil. Factor:	1.0000		
Method:	PCB4 is	Limit Group:	GC 8082A and DoD IS		
Column:		Detector	GC ecd2b		

8 PCB-1254, CAS: 11097-69-1

Calibration Sample, Level: 6

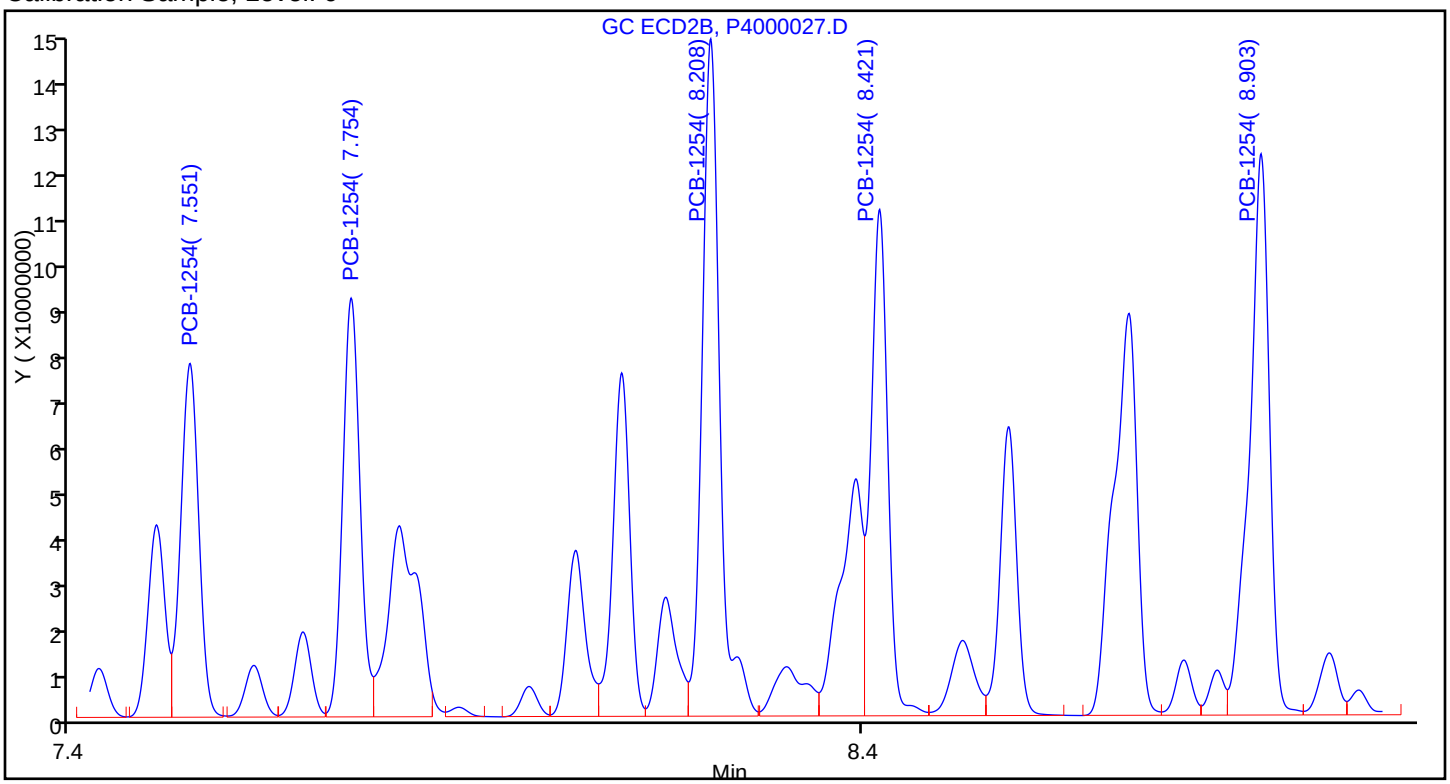

Sample

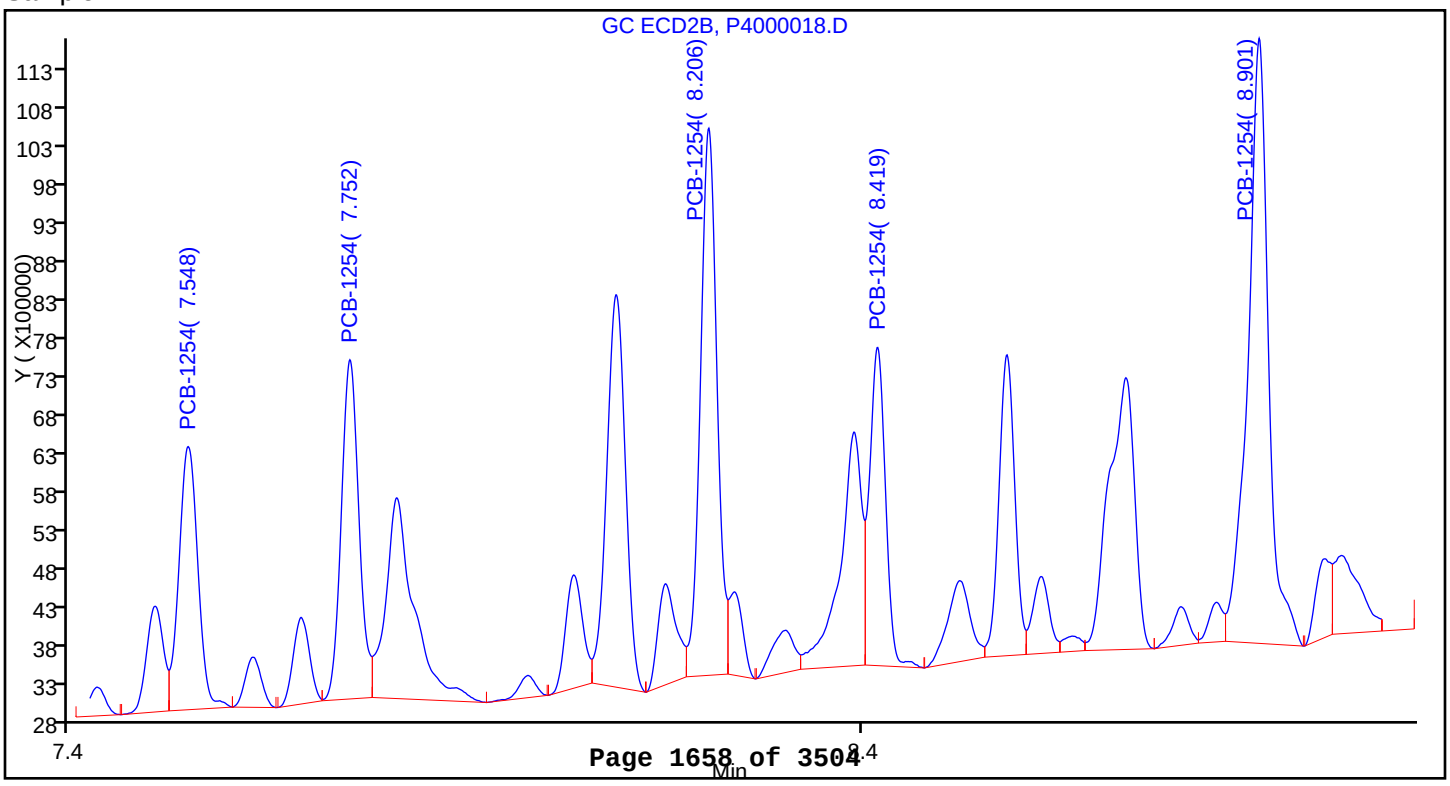

Report Date: 11-May-2015 17:14:02 Chrom Revision: 2.2 09-Apr-2015 10:05:40

TestAmerica Canton

Data File:	\\Ncchrom\ChromData\A2HP4\20150506-43321.b\P4000019.D				
Injection Date:	06-May-2015 12:50:46	Instrument ID:	A2HP4		
Lims ID:	240-49697-B-57-A	Lab Sample ID:	240-49697-57		
Client ID:	DR-SB-241-0-3				
Operator ID:		ALS Bottle#:	19	Worklist Smp#:	19
Injection Vol:	1.0 uL	Dil. Factor:	5.0000		
Method:	PCB4 is	Limit Group:	GC 8082A and DoD IS		
Column:		Detector	GC ecd2b		

7 PCB-1248, CAS: 12672-29-6

Calibration Sample, Level: 6

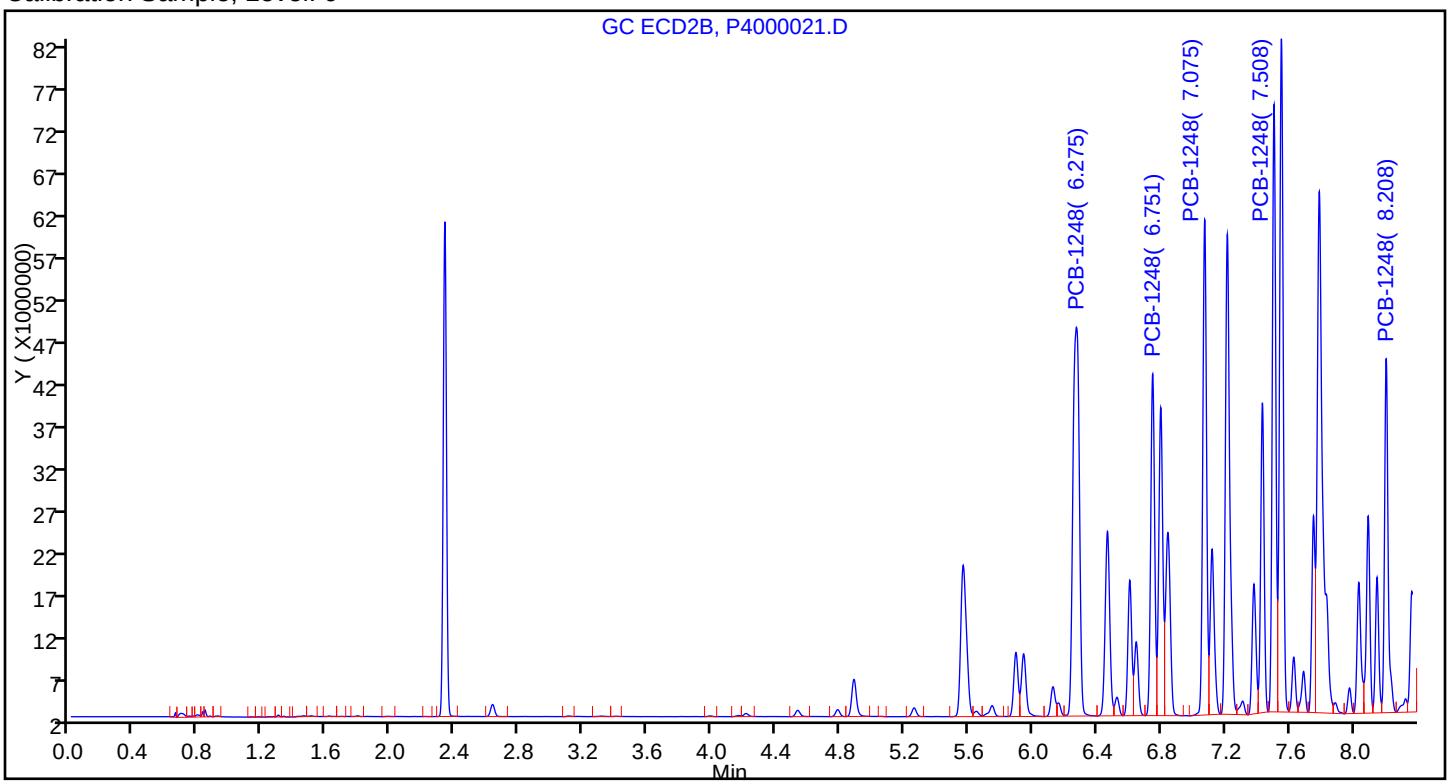

Sample

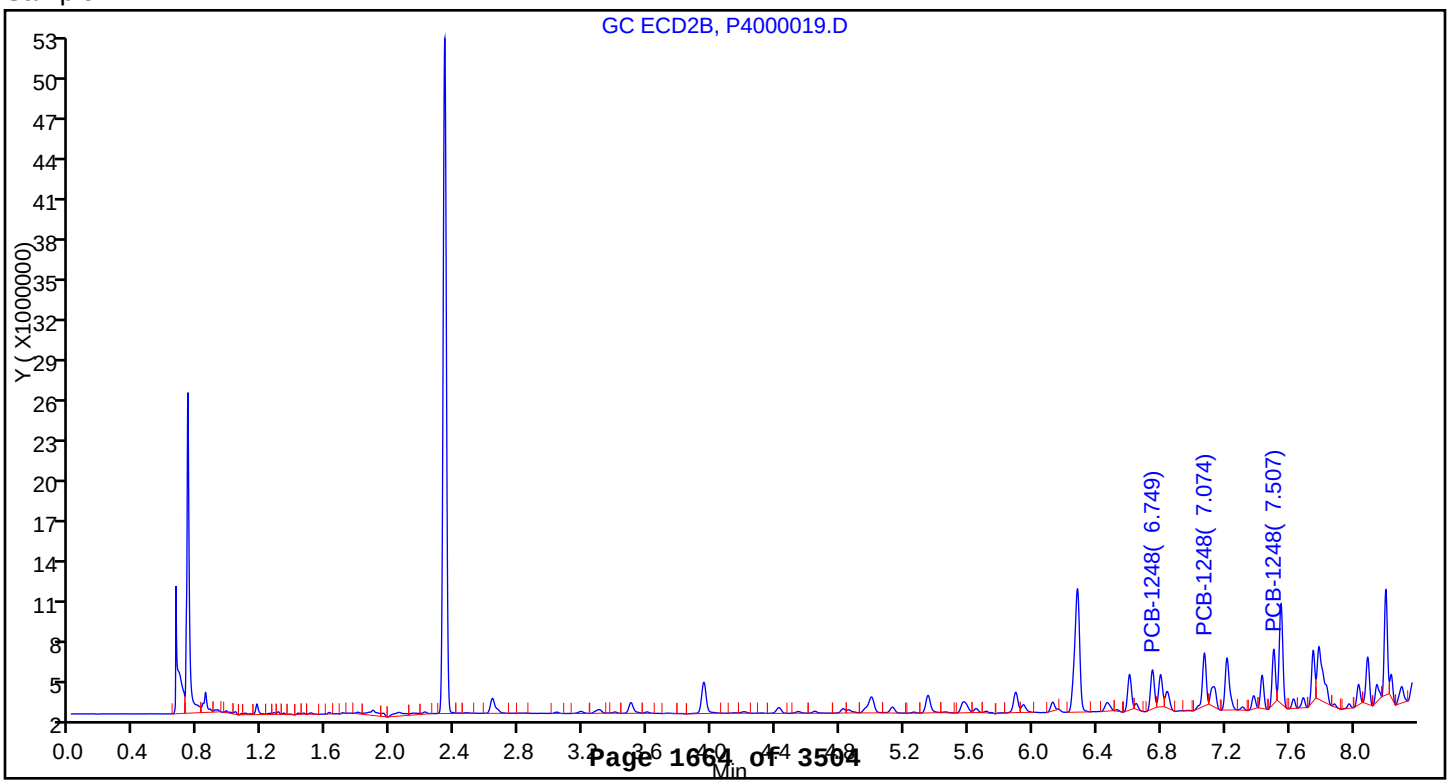

Report Date: 11-May-2015 17:14:02 Chrom Revision: 2.2 09-Apr-2015 10:05:40

TestAmerica Canton

Data File:	\\Ncchrom\ChromData\A2HP4\20150506-43321.b\P4000019.D				
Injection Date:	06-May-2015 12:50:46	Instrument ID:	A2HP4		
Lims ID:	240-49697-B-57-A	Lab Sample ID:	240-49697-57		
Client ID:	DR-SB-241-0-3				
Operator ID:		ALS Bottle#:	19	Worklist Smp#:	19
Injection Vol:	1.0 uL	Dil. Factor:	5.0000		
Method:	PCB4 is	Limit Group:	GC 8082A and DoD IS		
Column:		Detector	GC ecd2b		

10 PCB-1260, CAS: 11096-82-5

Calibration Sample, Level: 6

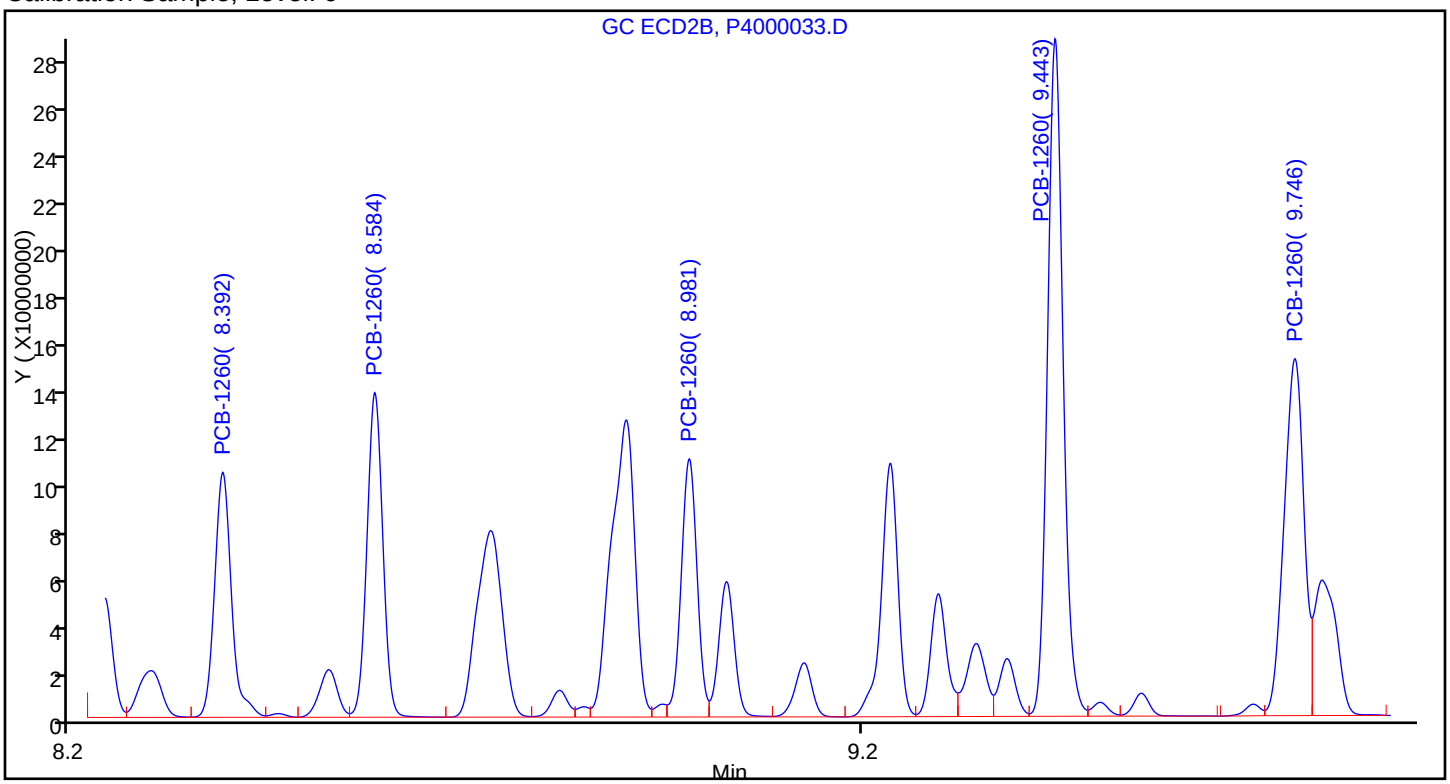

Sample

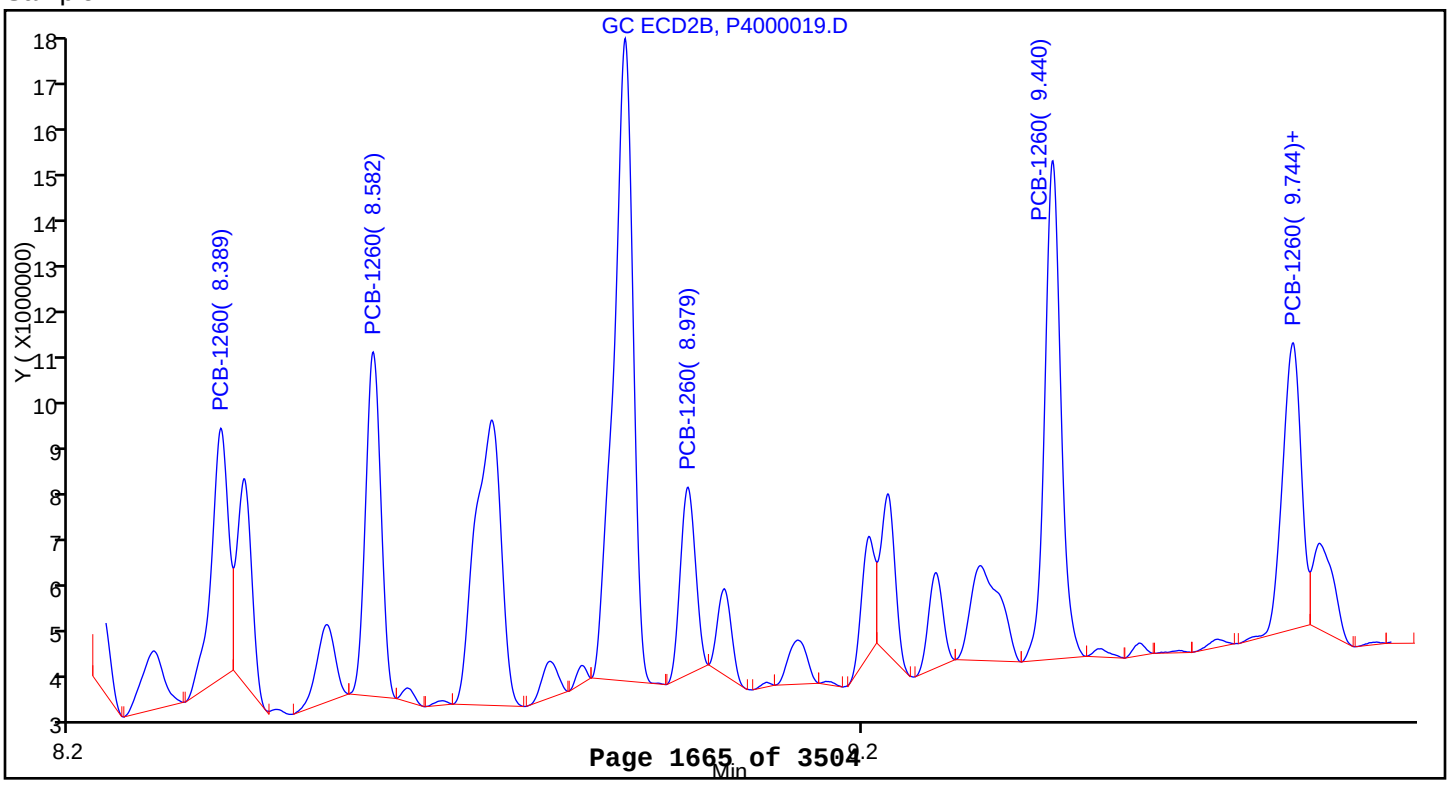

Report Date: 11-May-2015 17:14:10 Chrom Revision: 2.2 09-Apr-2015 10:05:40

TestAmerica Canton

Data File:	\\Ncchrom\ChromData\A2HP4\20150506-43321.b\P4000020.D				
Injection Date:	06-May-2015 13:07:04	Instrument ID:	A2HP4		
Lims ID:	240-49697-B-58-A	Lab Sample ID:	240-49697-58		
Client ID:	DR-SB-241-24-27				
Operator ID:		ALS Bottle#:	20	Worklist Smp#:	20
Injection Vol:	1.0 uL	Dil. Factor:	1.0000		
Method:	PCB4 is	Limit Group:	GC 8082A and DoD IS		
Column:		Detector	GC ecd2b		

10 PCB-1260, CAS: 11096-82-5

Calibration Sample, Level: 6

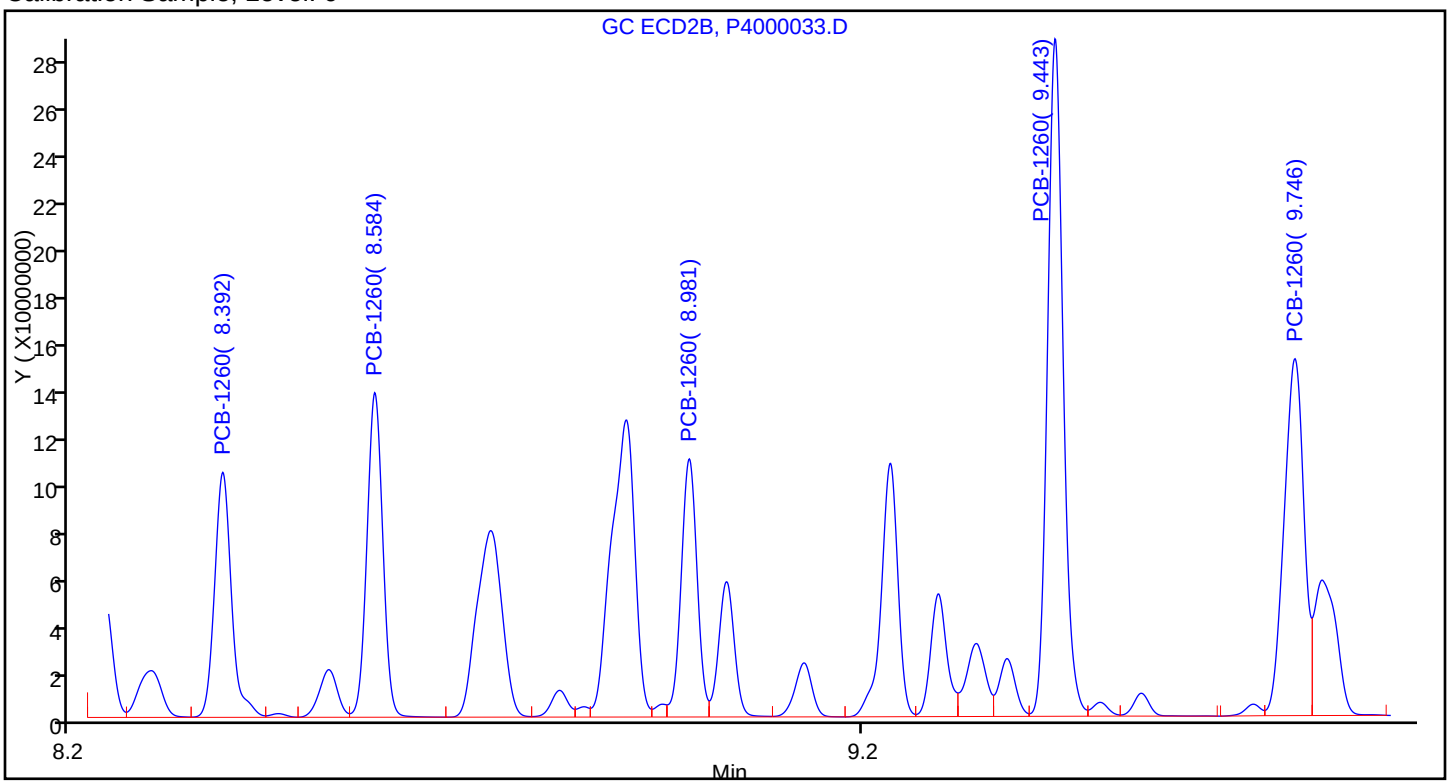

Sample

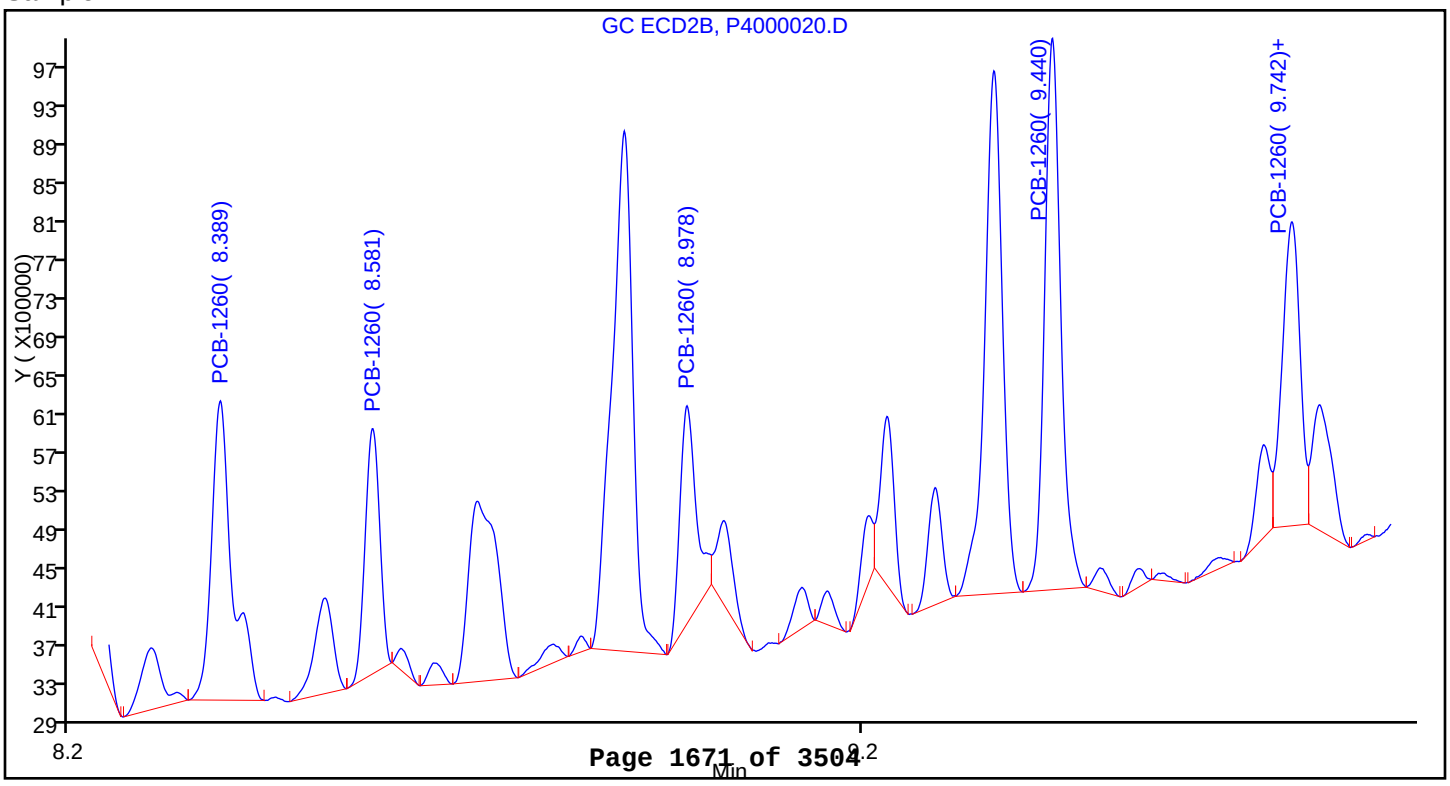

Report Date: 11-May-2015 17:14:19 Chrom Revision: 2.2 09-Apr-2015 10:05:40

TestAmerica Canton

Data File:	\\Ncchrom\ChromData\A2HP4\20150506-43321.b\P4000021.D				
Injection Date:	06-May-2015 13:23:26	Instrument ID:	A2HP4		
Lims ID:	240-49697-B-59-A	Lab Sample ID:	240-49697-59		
Client ID:	DR-SB-241-36-39				
Operator ID:		ALS Bottle#:	21	Worklist Smp#:	21
Injection Vol:	1.0 uL	Dil. Factor:	1.0000		
Method:	PCB4 is	Limit Group:	GC 8082A and DoD IS		
Column:		Detector	GC ecd2b		

10 PCB-1260, CAS: 11096-82-5

Calibration Sample, Level: 6

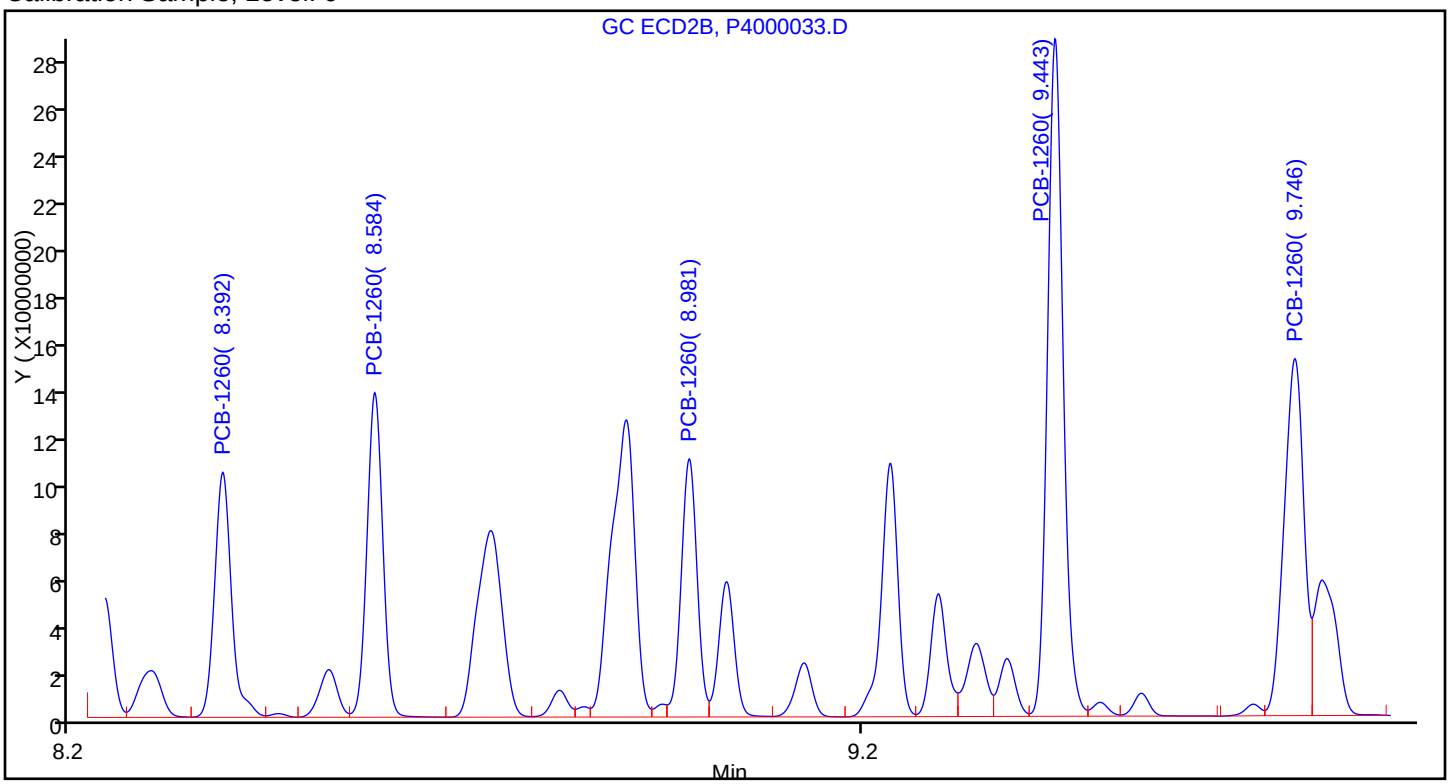

Sample

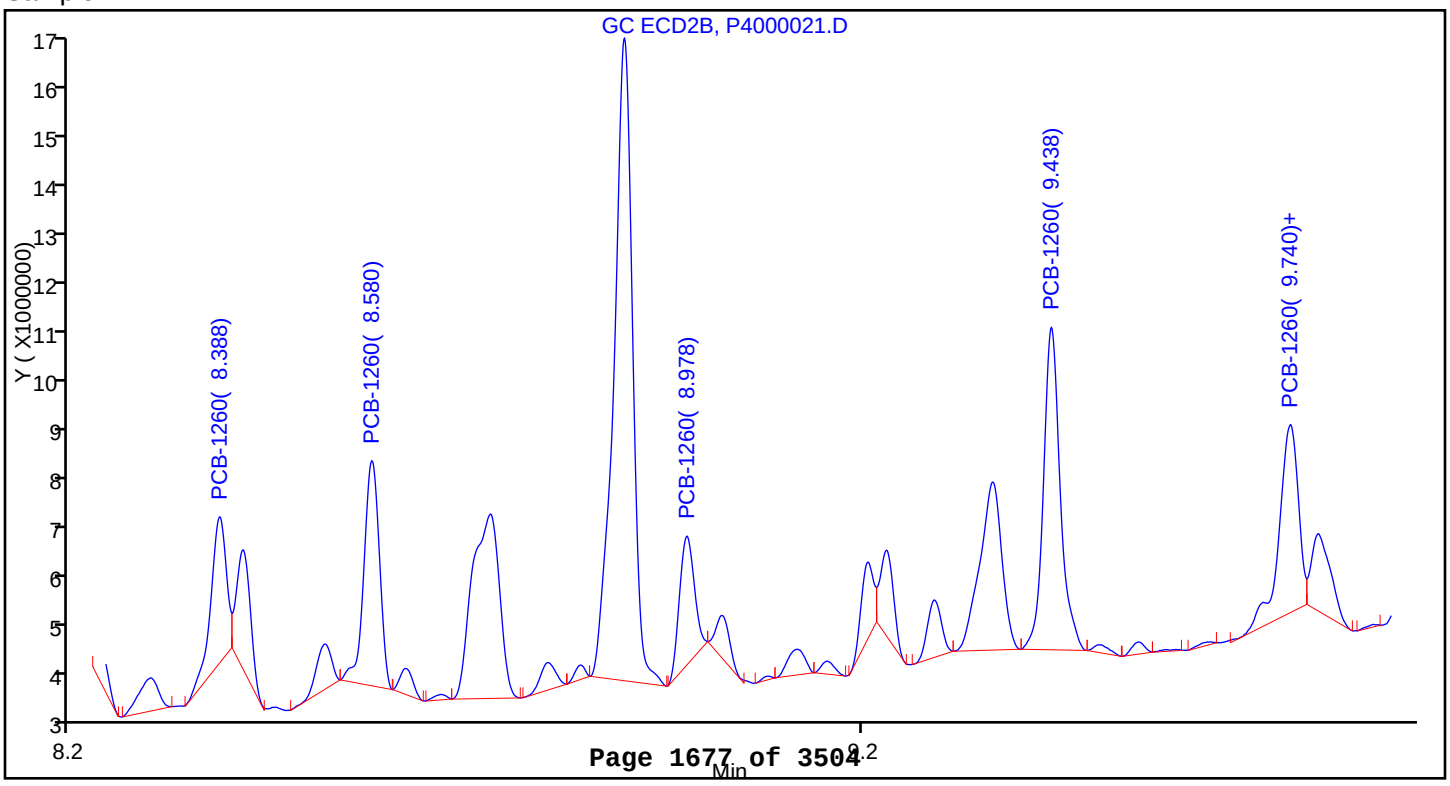

Report Date: 11-May-2015 17:14:26 Chrom Revision: 2.2 09-Apr-2015 10:05:40

TestAmerica Canton

Data File:	\\Ncchrom\ChromData\A2HP4\20150506-43321.b\P4000022.D				
Injection Date:	06-May-2015 13:39:44	Instrument ID:	A2HP4		
Lims ID:	240-49697-B-60-A	Lab Sample ID:	240-49697-60		
Client ID:	DR-SB-241-48-51				
Operator ID:		ALS Bottle#:	22	Worklist Smp#:	22
Injection Vol:	1.0 uL	Dil. Factor:	1.0000		
Method:	PCB4 is	Limit Group:	GC 8082A and DoD IS		
Column:		Detector	GC ecd2b		

10 PCB-1260, CAS: 11096-82-5

Calibration Sample, Level: 6

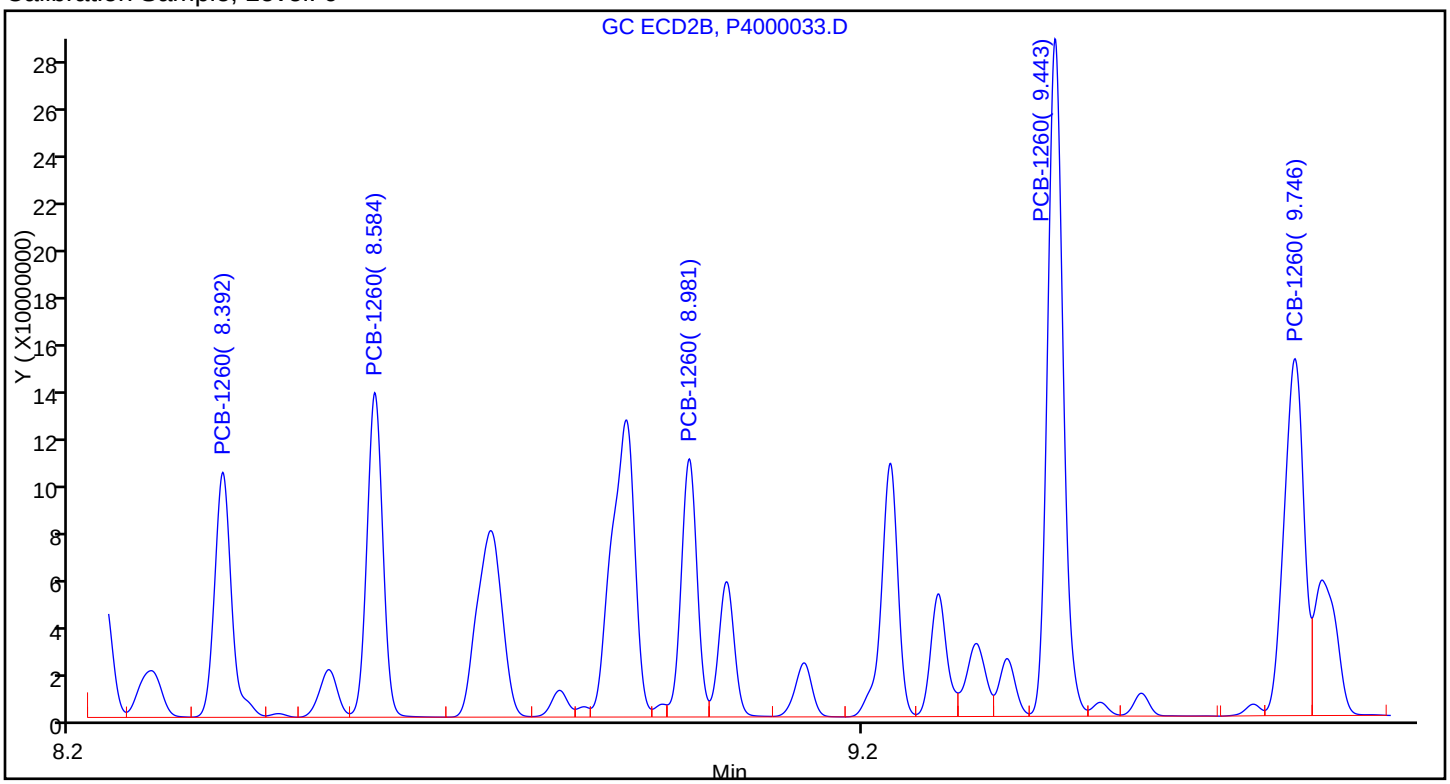

Sample

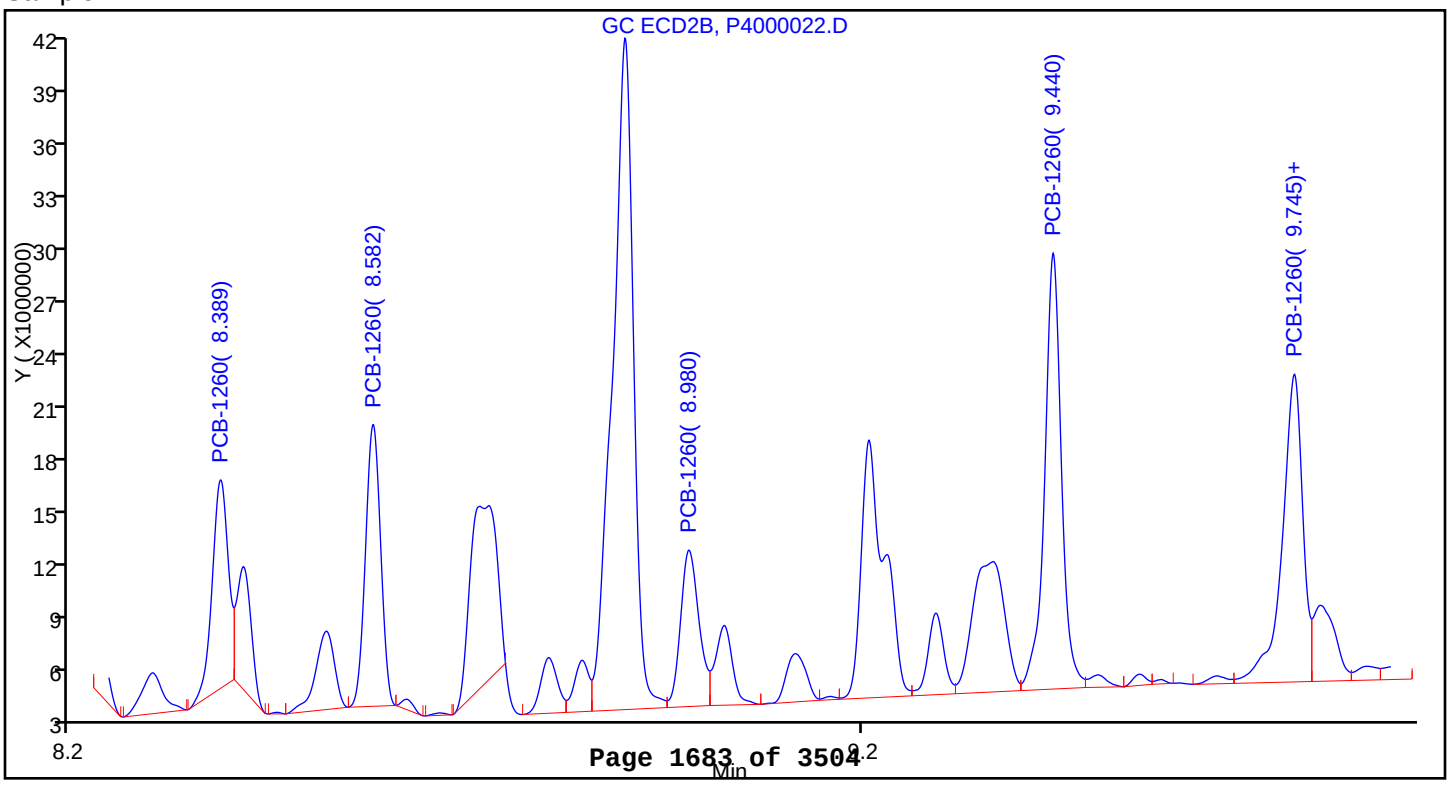

Report Date: 11-May-2015 17:14:35 Chrom Revision: 2.2 09-Apr-2015 10:05:40

TestAmerica Canton

Data File:	\\Ncchrom\ChromData\A2HP4\20150506-43321.b\P4000023.D				
Injection Date:	06-May-2015 13:55:59	Instrument ID:	A2HP4		
Lims ID:	240-49697-B-61-A	Lab Sample ID:	240-49697-61		
Client ID:	DR-SB-237-0-3				
Operator ID:		ALS Bottle#:	23	Worklist Smp#:	23
Injection Vol:	1.0 uL	Dil. Factor:	1.0000		
Method:	PCB4 is	Limit Group:	GC 8082A and DoD IS		
Column:		Detector	GC ecd2b		

10 PCB-1260, CAS: 11096-82-5

Calibration Sample, Level: 6

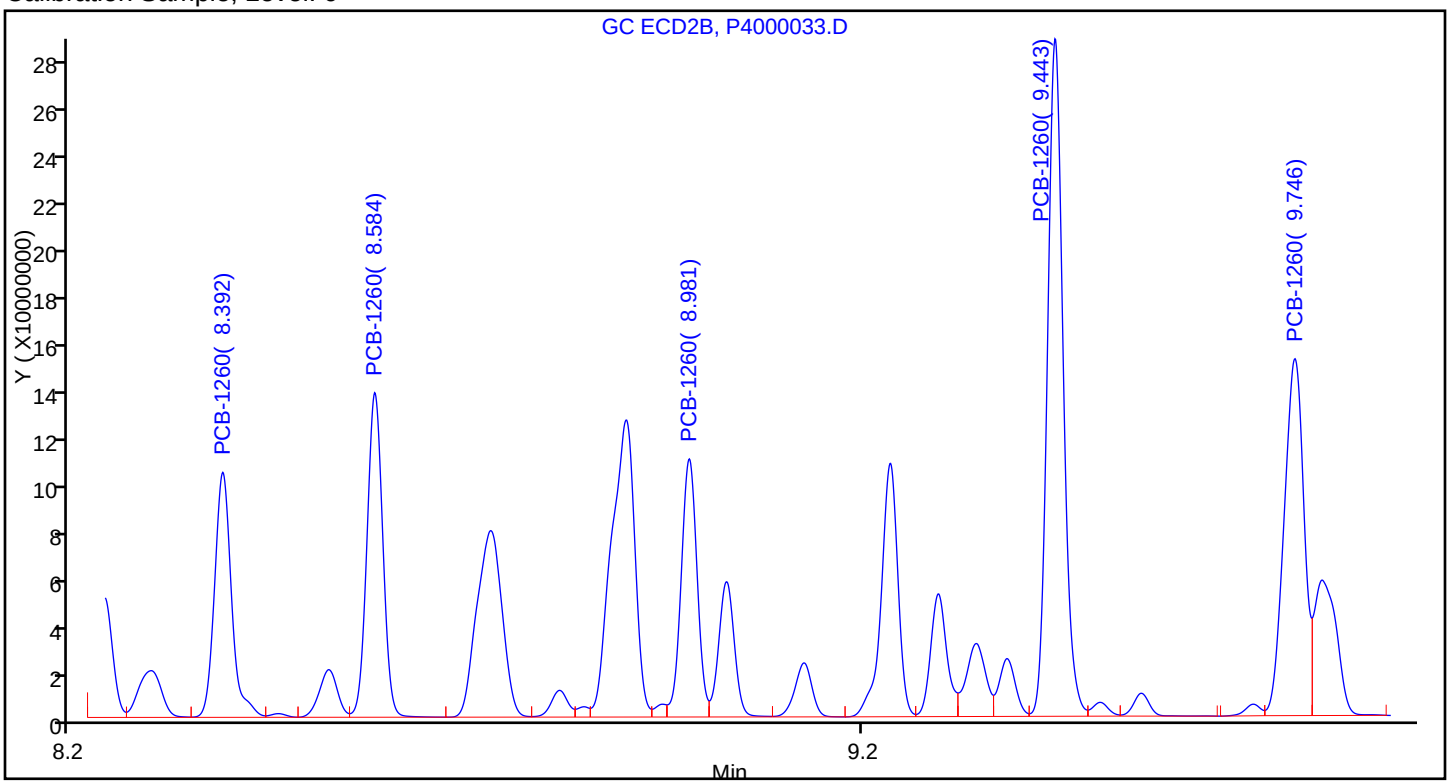

Sample

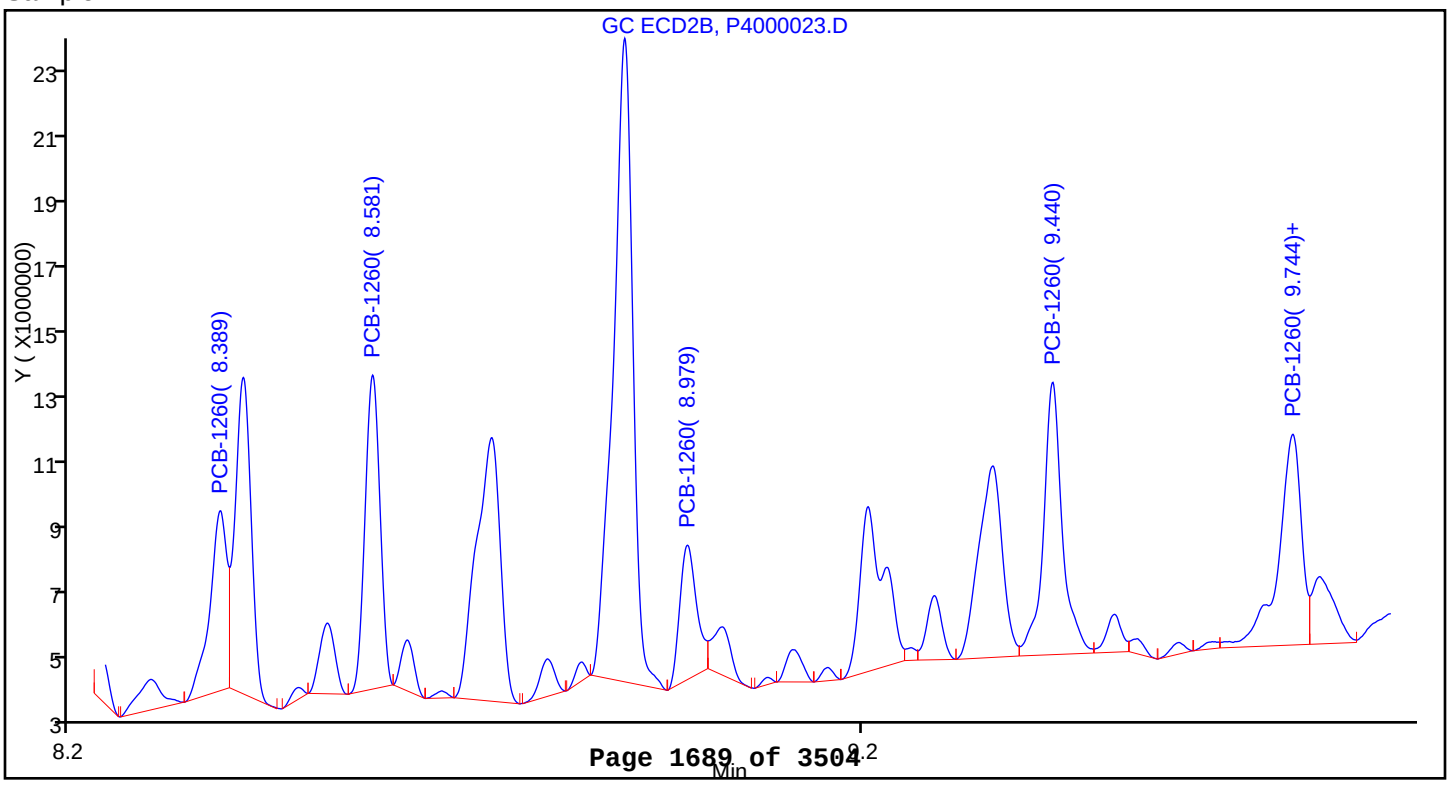

Report Date: 07-May-2015 10:15:17 Chrom Revision: 2.2 09-Apr-2015 10:05:40

TestAmerica Canton

Data File:	\\Ncchrom\ChromData\A2HP4\20150506-43321.b\P4000024.D				
Injection Date:	06-May-2015 14:12:17	Instrument ID:	A2HP4		
Lims ID:	240-49697-B-62-A	Lab Sample ID:	240-49697-62		
Client ID:	DR-SB-237-24-27				
Operator ID:		ALS Bottle#:	24	Worklist Smp#:	24
Injection Vol:	1.0 uL	Dil. Factor:	1.0000		
Method:	PCB4 is	Limit Group:	GC 8082A and DoD IS		
Column:		Detector	GC ecd2b		

10 PCB-1260, CAS: 11096-82-5

Calibration Sample, Level: 6

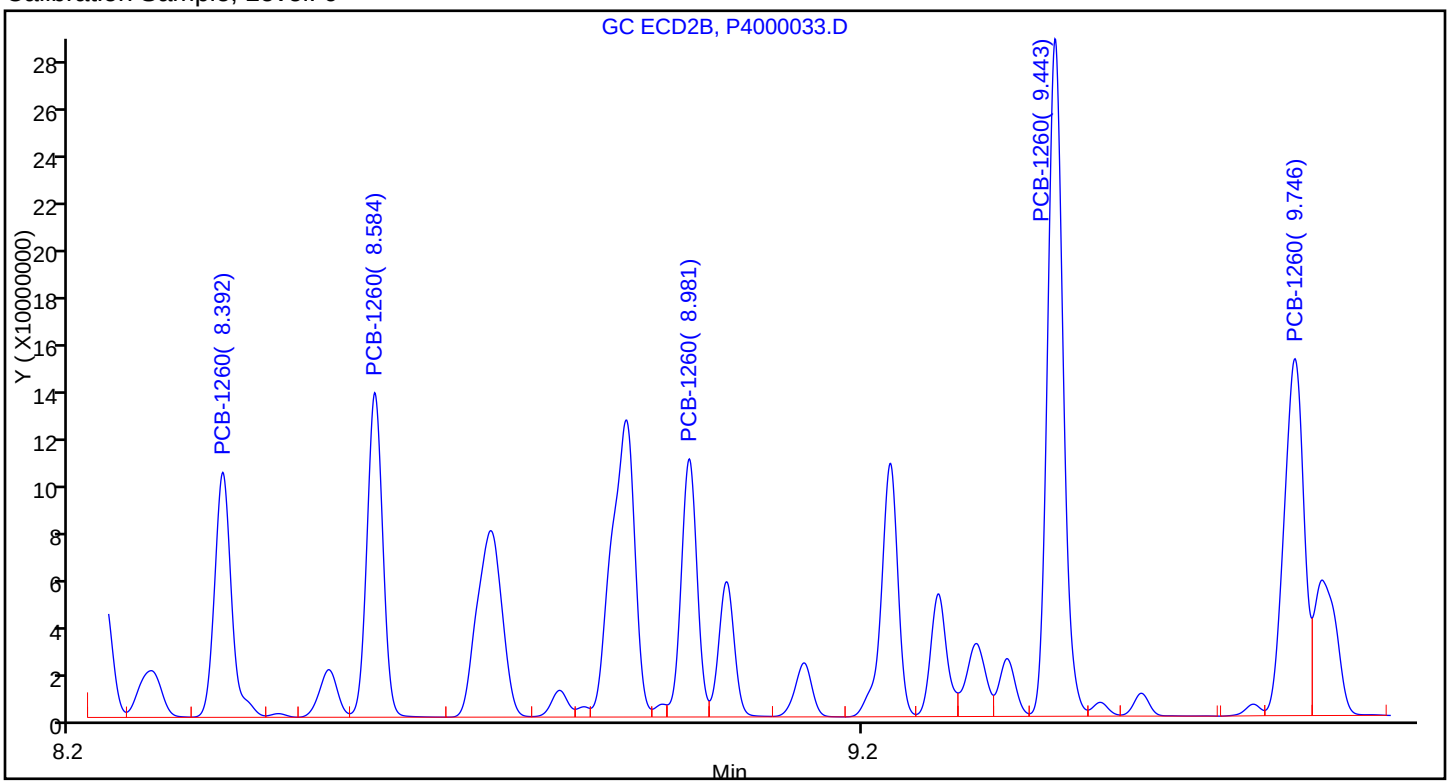

Sample

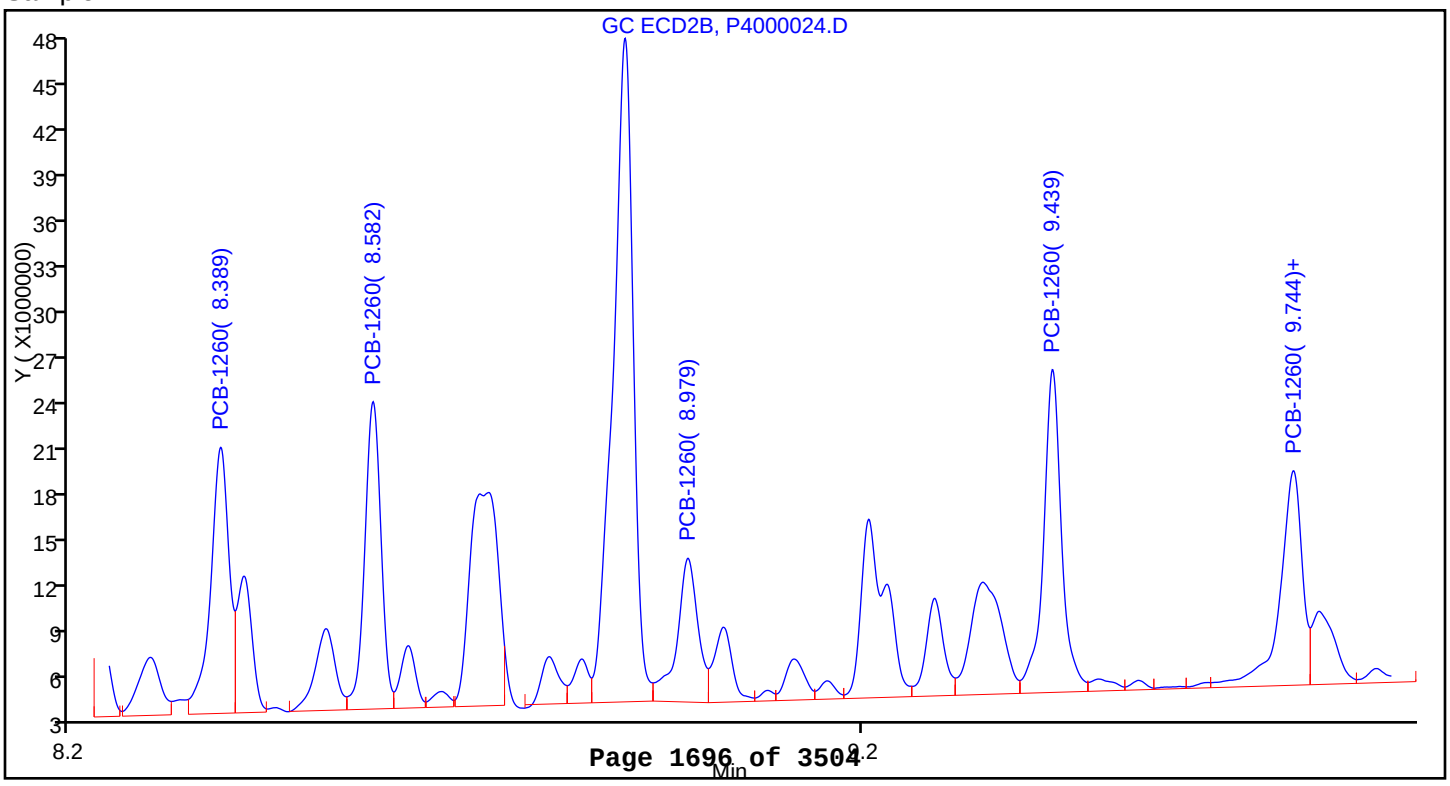

Report Date: 11-May-2015 17:33:34 Chrom Revision: 2.2 09-Apr-2015 10:05:40

TestAmerica Canton

Data File:	\\Ncchrom\ChromData\A2HP12\20150506-43350.b\P1200045.D				
Injection Date:	06-May-2015 20:57:39	Instrument ID:	A2HP12		
Lims ID:	240-49697-B-63-A	Lab Sample ID:	240-49697-63		
Client ID:	DR-SB-237-36-39				
Operator ID:		ALS Bottle#:	45	Worklist Smp#:	10
Injection Vol:	1.0 uL	Dil. Factor:	1.0000		
Method:	PCB12IS	Limit Group:	GC 8082A and DoD IS		
Column:		Detector	GC ecd2b		

10 PCB-1260, CAS: 11096-82-5

Calibration Sample, Level: 6

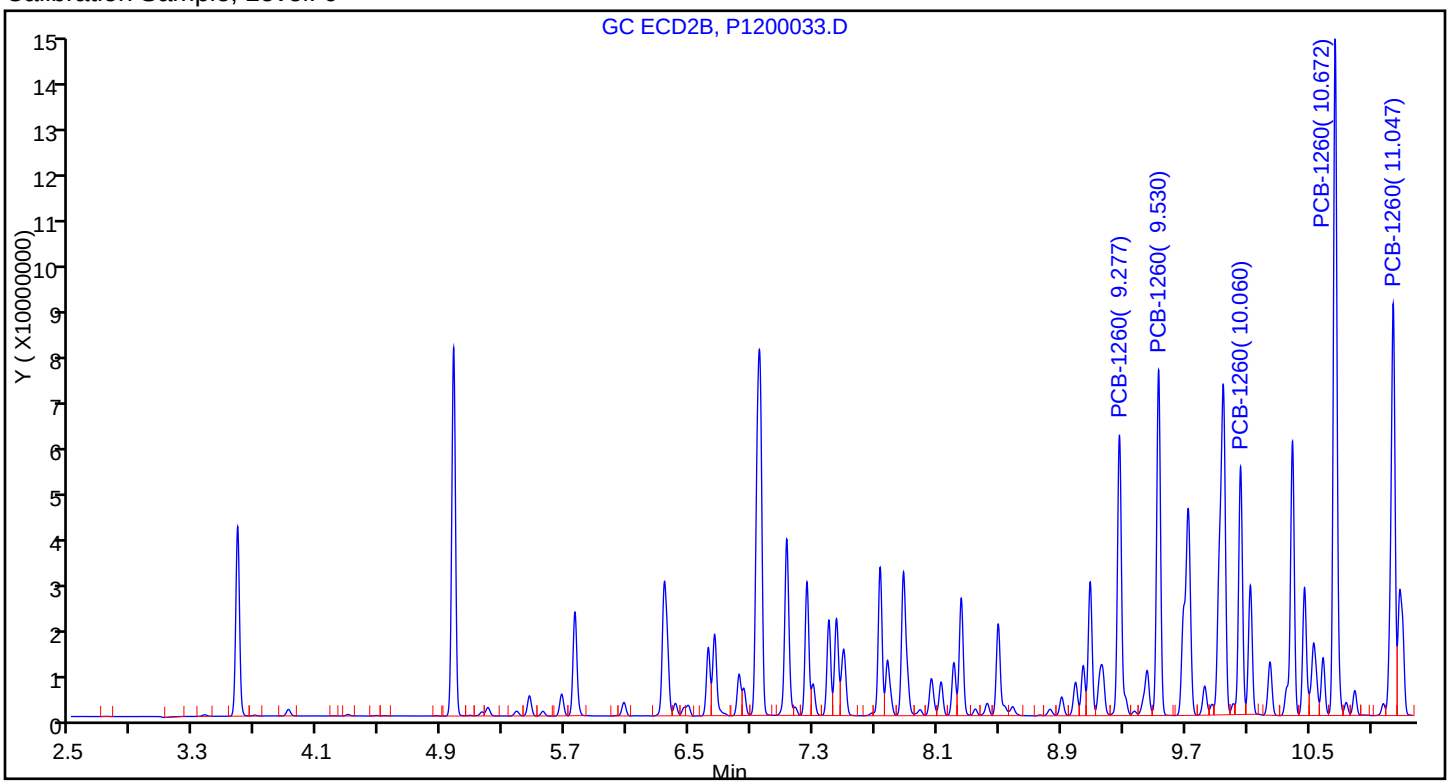

Sample

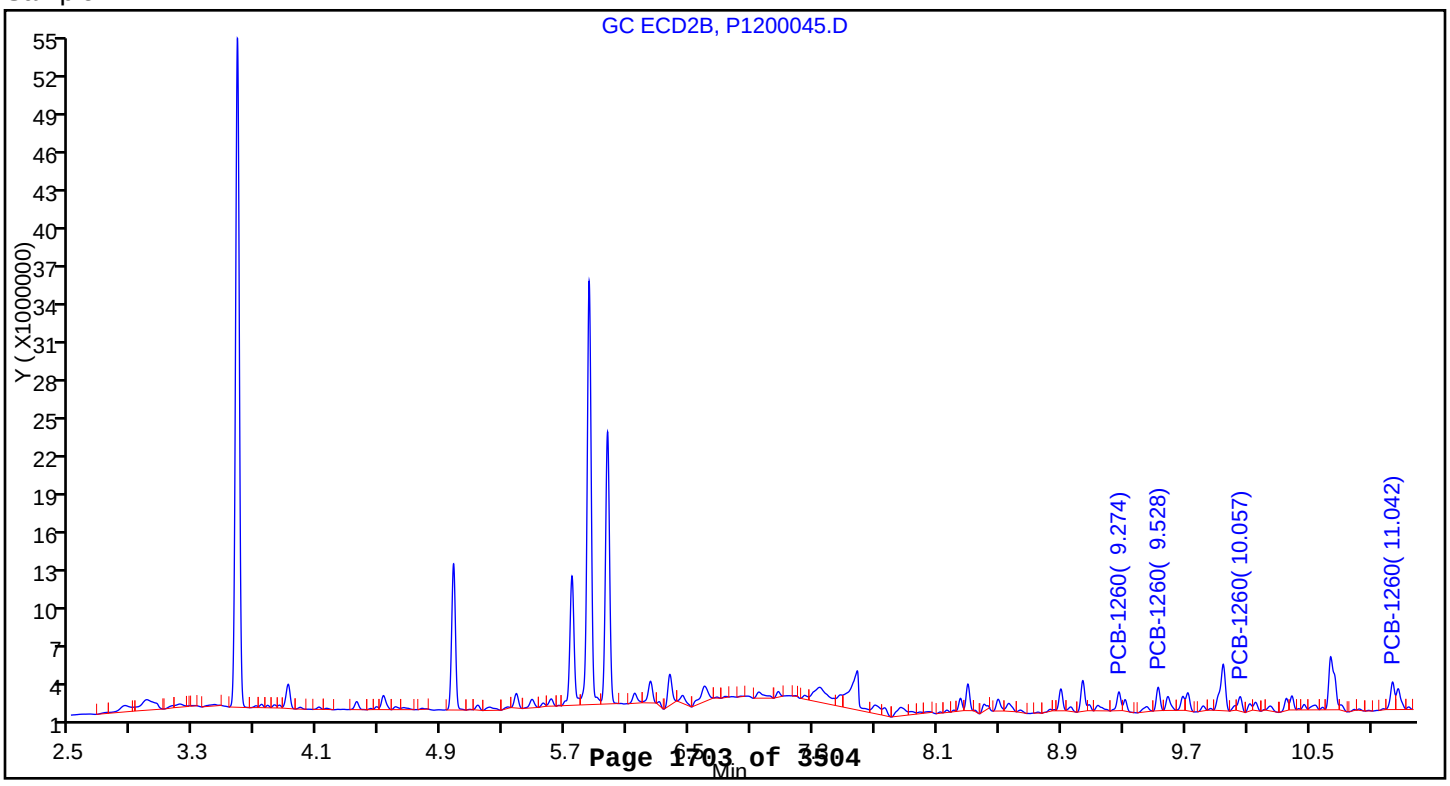

Report Date: 11-May-2015 17:33:41 Chrom Revision: 2.2 09-Apr-2015 10:05:40

TestAmerica Canton

Data File:	\\Ncchrom\ChromData\A2HP12\20150506-43350.b\P1200046.D				
Injection Date:	06-May-2015 21:15:48	Instrument ID:	A2HP12		
Lims ID:	240-49697-B-64-A	Lab Sample ID:	240-49697-64		
Client ID:	DR-SB-237-48-51				
Operator ID:		ALS Bottle#:	46	Worklist Smp#:	11
Injection Vol:	1.0 uL	Dil. Factor:	1.0000		
Method:	PCB12IS	Limit Group:	GC 8082A and DoD IS		
Column:		Detector	GC ecd2b		

10 PCB-1260, CAS: 11096-82-5

Calibration Sample, Level: 6

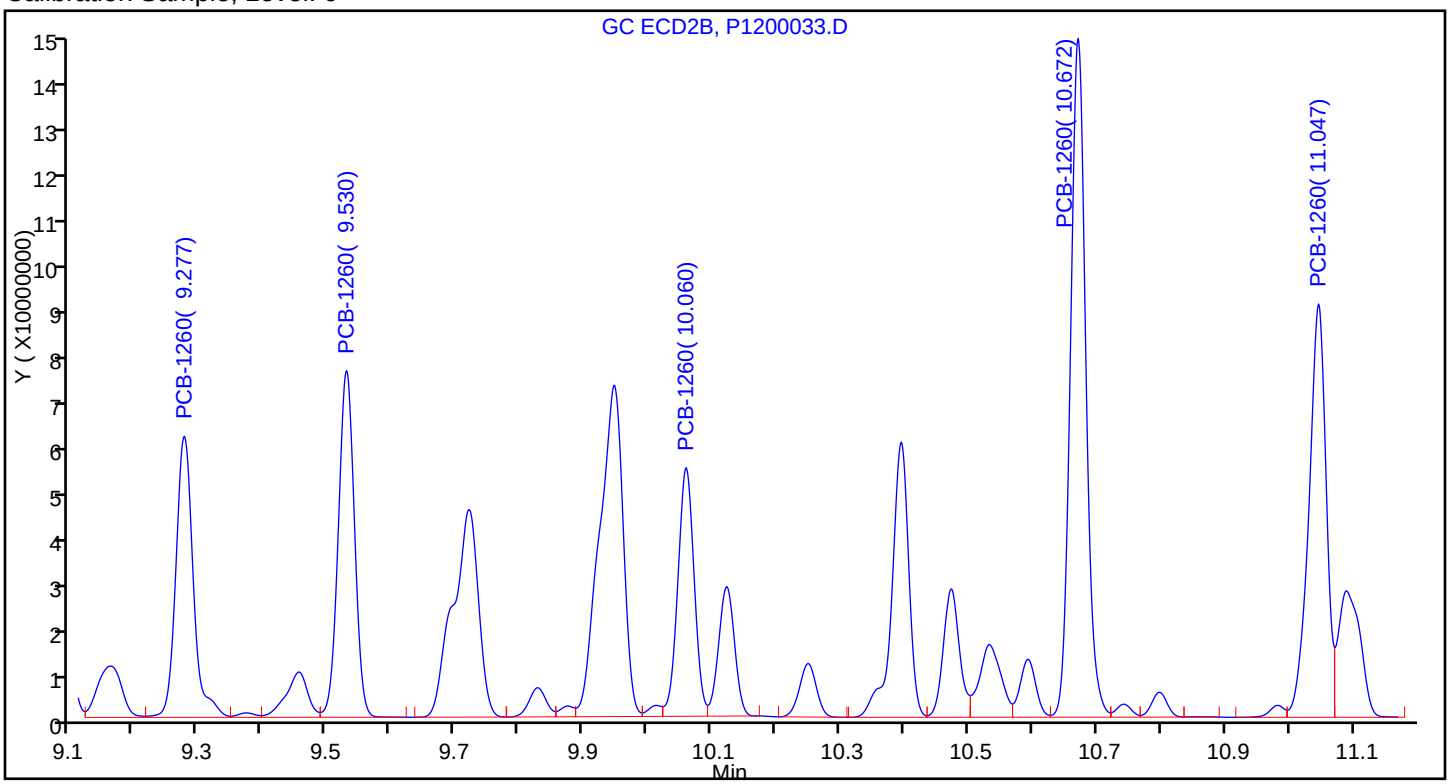

Sample

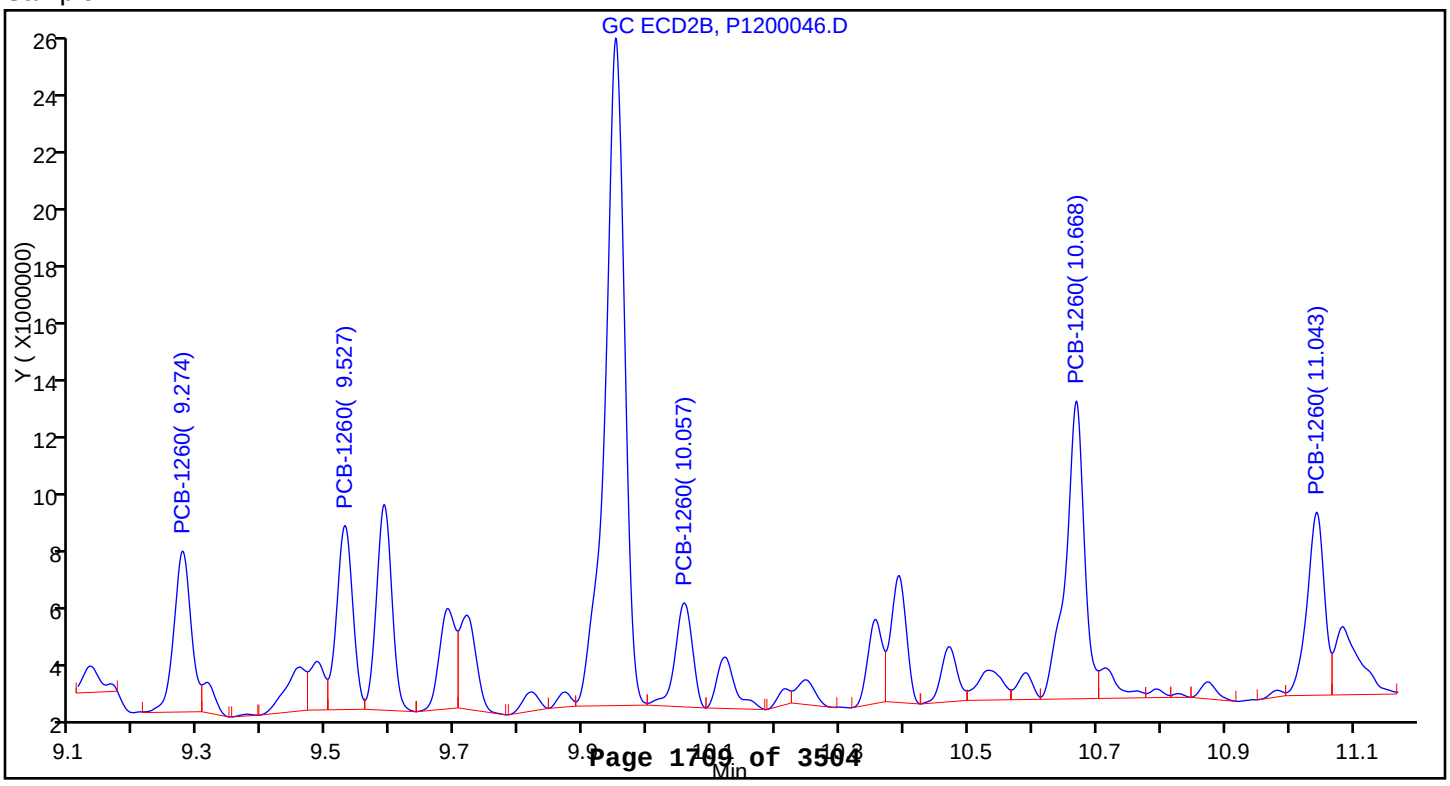

Report Date: 11-May-2015 17:33:49 Chrom Revision: 2.2 09-Apr-2015 10:05:40

TestAmerica Canton

Data File:	\\Ncchrom\ChromData\A2HP12\20150506-43350.b\P1200047.D				
Injection Date:	06-May-2015 21:33:58	Instrument ID:	A2HP12		
Lims ID:	240-49697-B-65-A	Lab Sample ID:	240-49697-65		
Client ID:	DR-SB-232-0-3				
Operator ID:		ALS Bottle#:	47	Worklist Smp#:	12
Injection Vol:	1.0 uL	Dil. Factor:	10.0000		
Method:	PCB12IS	Limit Group:	GC 8082A and DoD IS		
Column:		Detector	GC ecd2b		

8 PCB-1254, CAS: 11097-69-1

Calibration Sample, Level: 6

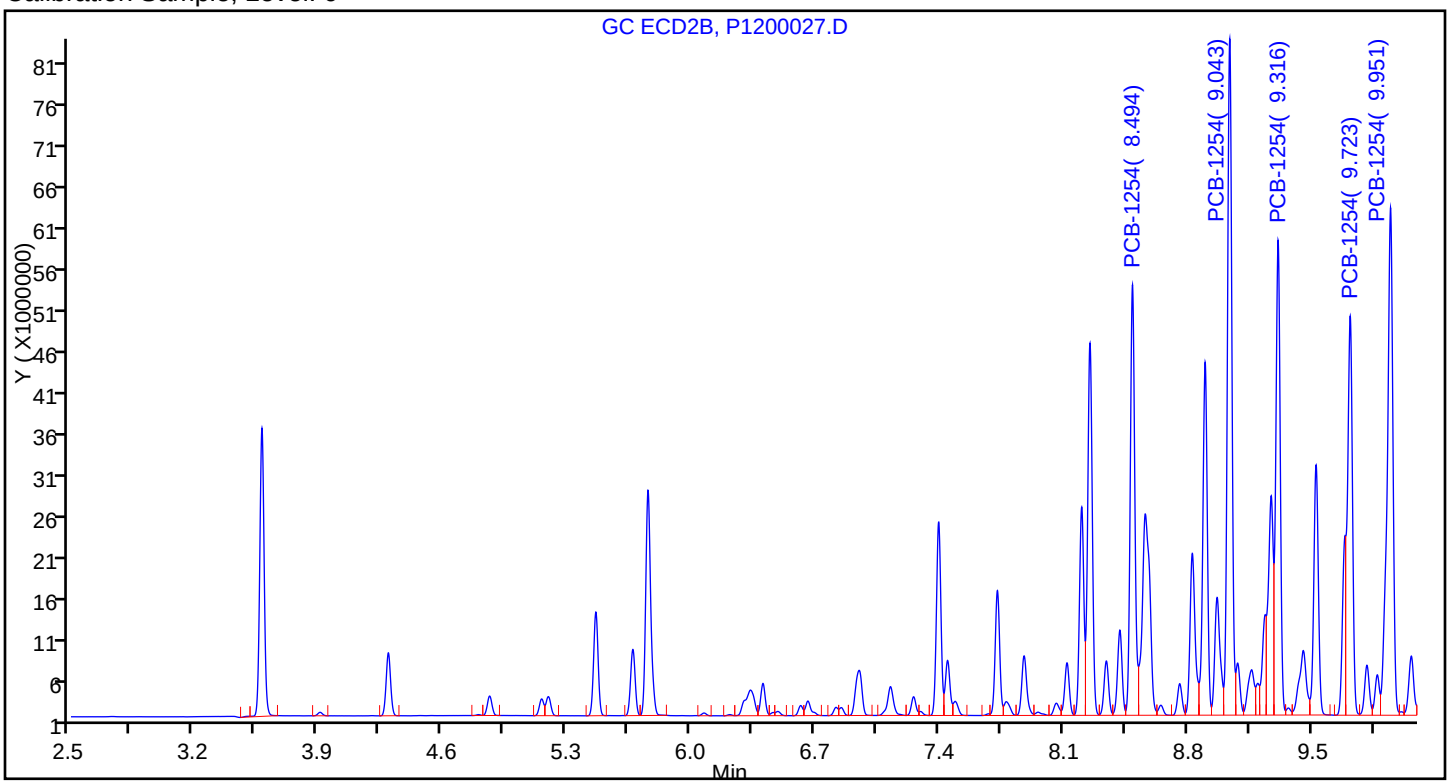

Sample

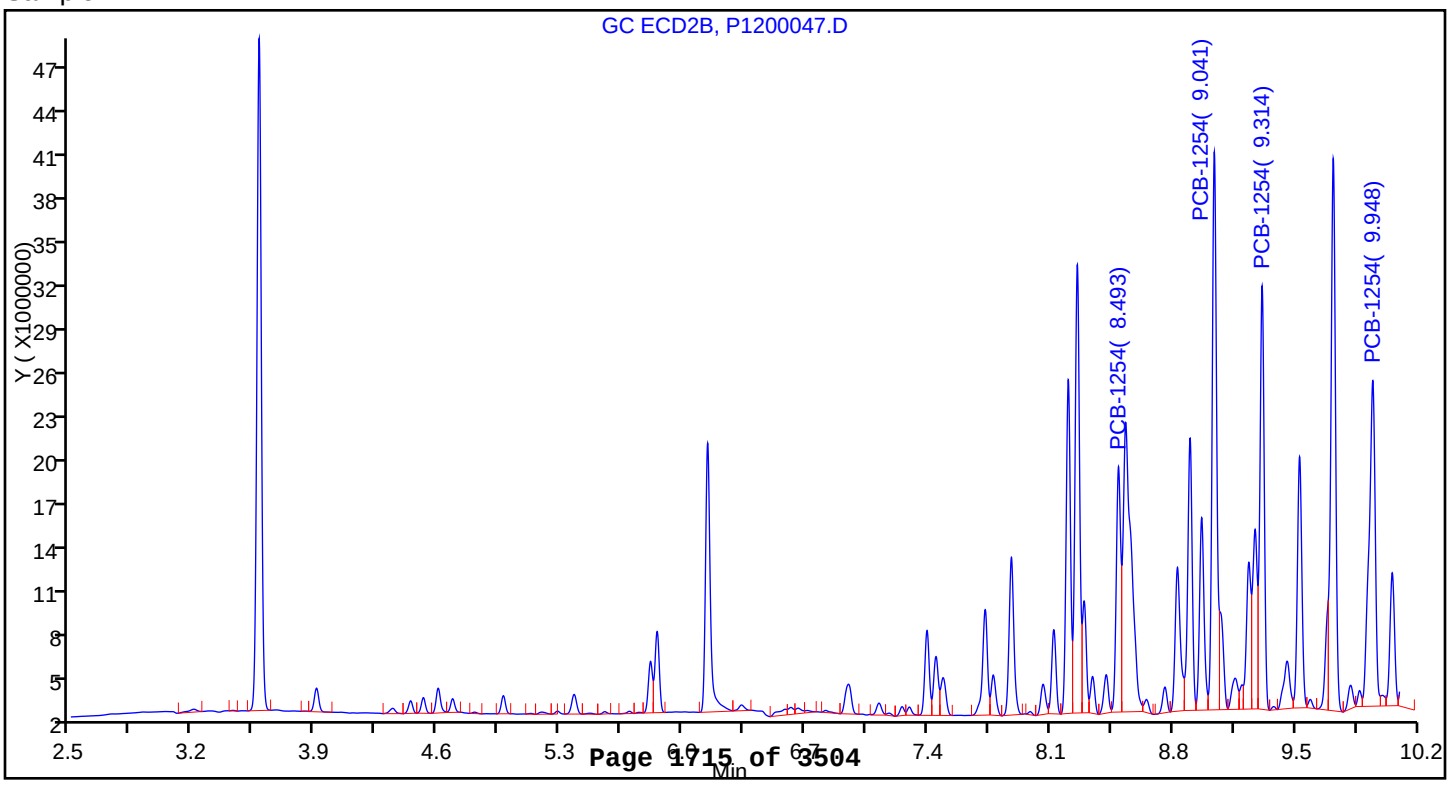

Report Date: 11-May-2015 17:33:56 Chrom Revision: 2.2 09-Apr-2015 10:05:40

TestAmerica Canton

Data File:	\\Ncchrom\ChromData\A2HP12\20150506-43350.b\P1200048.D				
Injection Date:	06-May-2015 21:52:12	Instrument ID:	A2HP12		
Lims ID:	240-49697-B-66-A	Lab Sample ID:	240-49697-66		
Client ID:	DR-SB-232-24-27				
Operator ID:		ALS Bottle#:	48	Worklist Smp#:	13
Injection Vol:	1.0 uL	Dil. Factor:	1.0000		
Method:	PCB12IS	Limit Group:	GC 8082A and DoD IS		
Column:		Detector	GC ecd2b		

10 PCB-1260, CAS: 11096-82-5

Calibration Sample, Level: 6

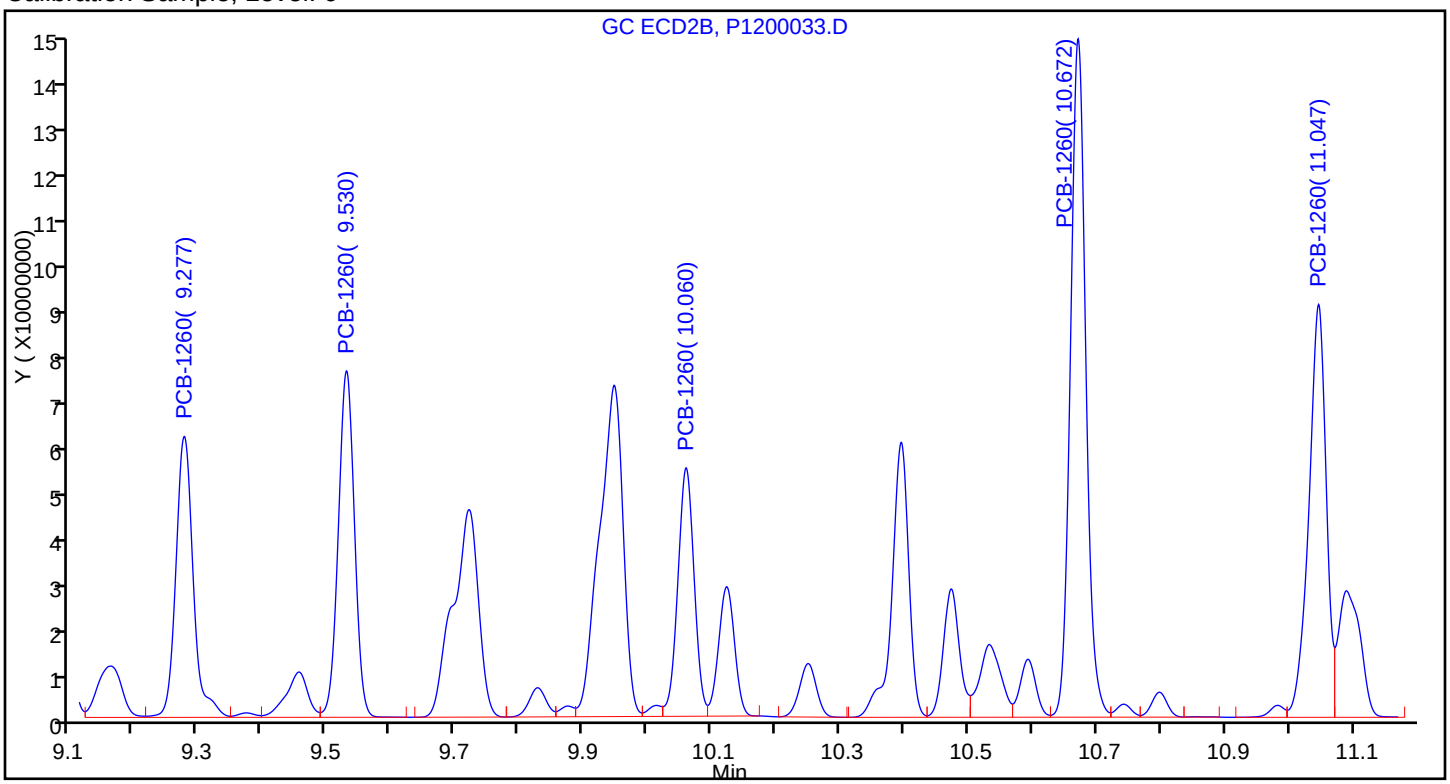

Sample

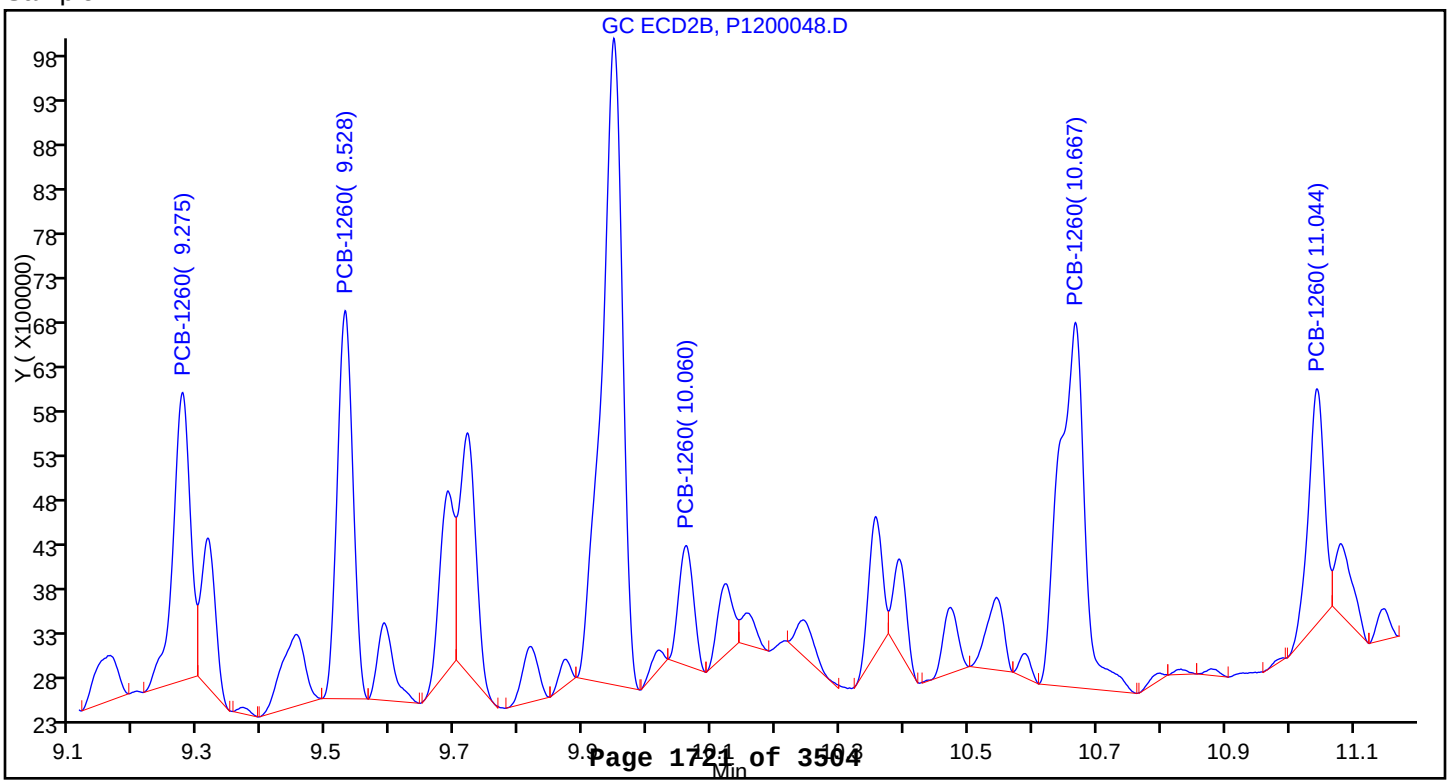

Report Date: 11-May-2015 17:34:01 Chrom Revision: 2.2 09-Apr-2015 10:05:40

TestAmerica Canton

Data File:	\\Ncchrom\ChromData\A2HP12\20150506-43350.b\P1200049.D				
Injection Date:	06-May-2015 22:10:22	Instrument ID:	A2HP12		
Lims ID:	240-49697-B-67-A	Lab Sample ID:	240-49697-67		
Client ID:	DR-SB-232-36-39				
Operator ID:		ALS Bottle#:	49	Worklist Smp#:	14
Injection Vol:	1.0 uL	Dil. Factor:	5.0000		
Method:	PCB12IS	Limit Group:	GC 8082A and DoD IS		
Column:		Detector	GC ecd2b		

8 PCB-1254, CAS: 11097-69-1

Calibration Sample, Level: 6

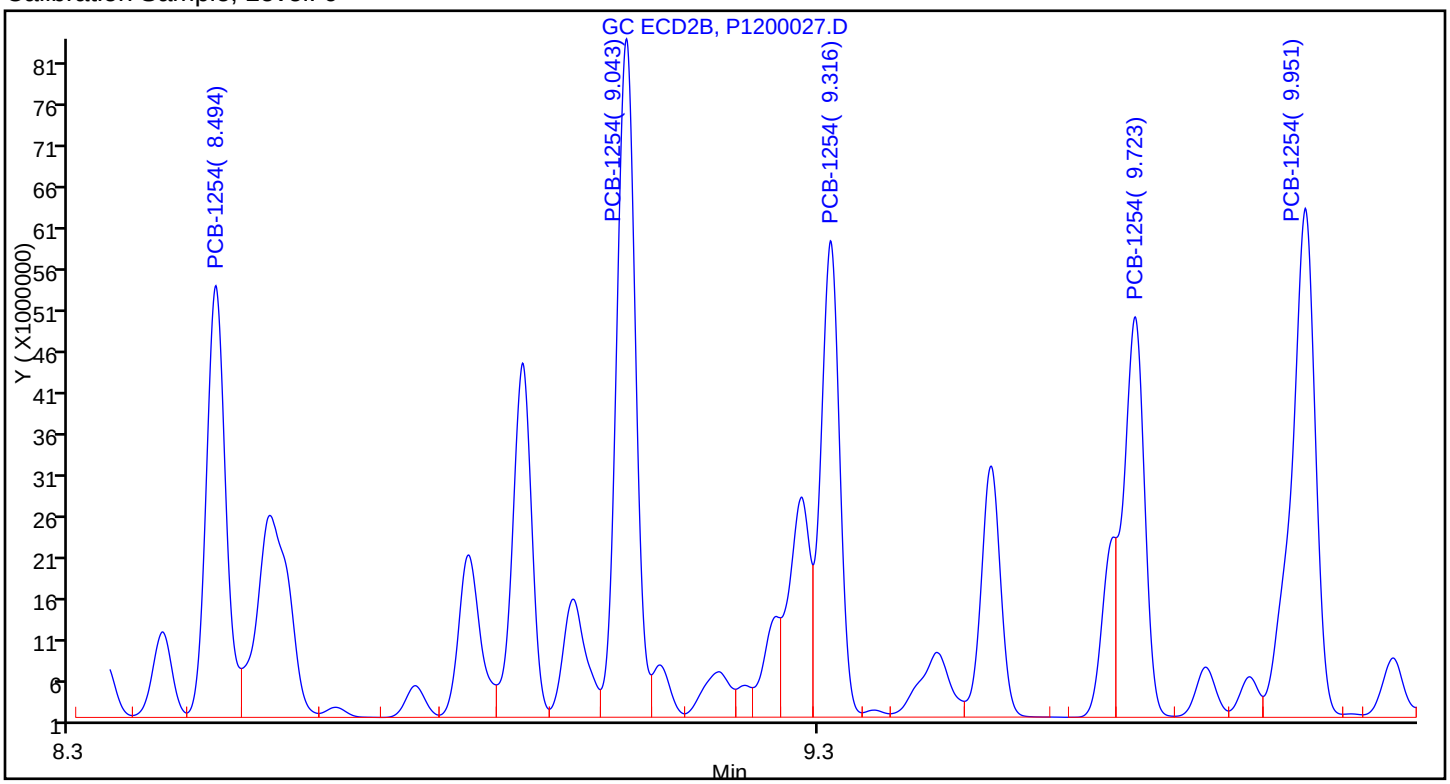

Sample

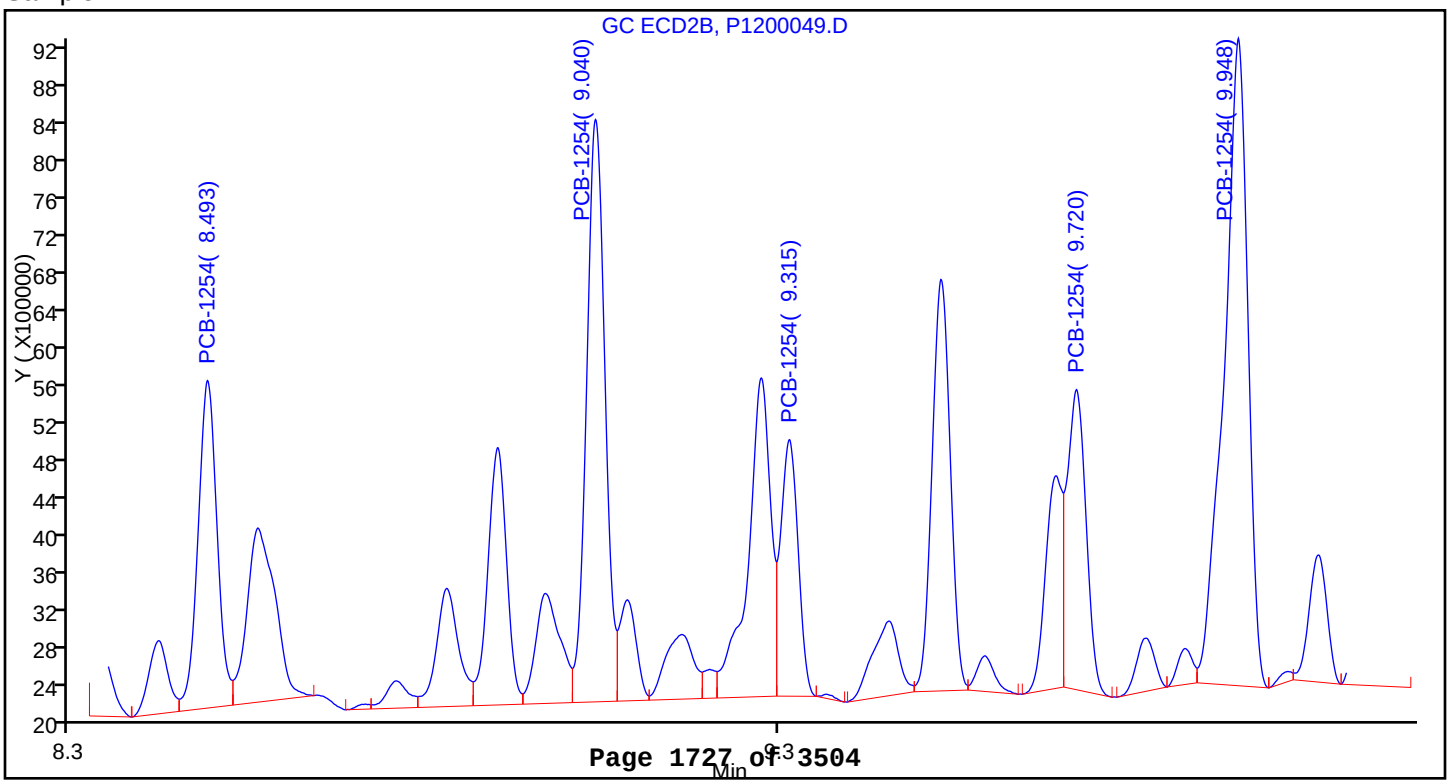

Report Date: 11-May-2015 17:34:09 Chrom Revision: 2.2 09-Apr-2015 10:05:40

TestAmerica Canton

Data File:	\\Ncchrom\ChromData\A2HP12\20150506-43350.b\P1200050.D				
Injection Date:	06-May-2015 22:28:30	Instrument ID:	A2HP12		
Lims ID:	240-49697-B-68-A	Lab Sample ID:	240-49697-68		
Client ID:	DR-SB-232-48-51				
Operator ID:		ALS Bottle#:	50	Worklist Smp#:	15
Injection Vol:	1.0 uL	Dil. Factor:	1.0000		
Method:	PCB12IS	Limit Group:	GC 8082A and DoD IS		
Column:		Detector	GC ecd2b		

10 PCB-1260, CAS: 11096-82-5

Calibration Sample, Level: 6

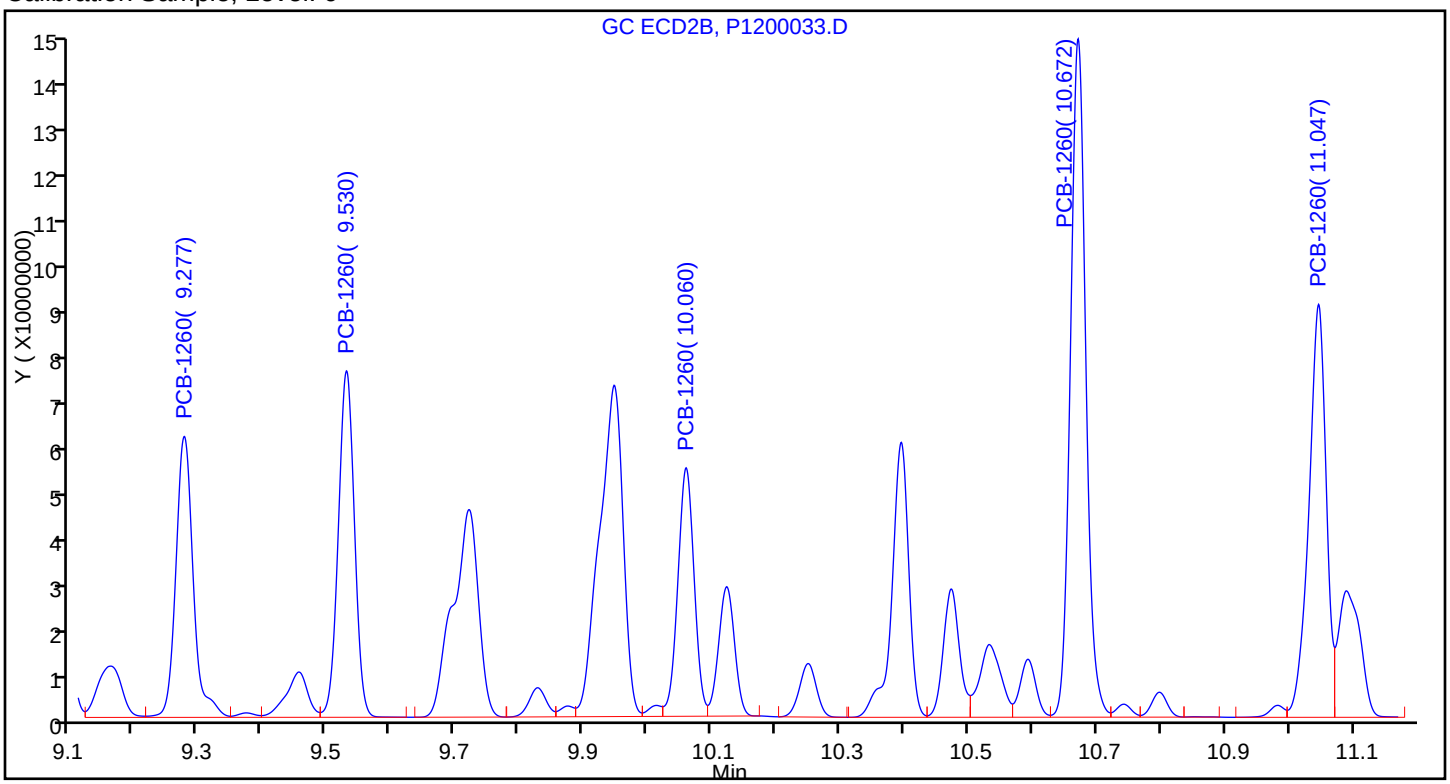

Sample

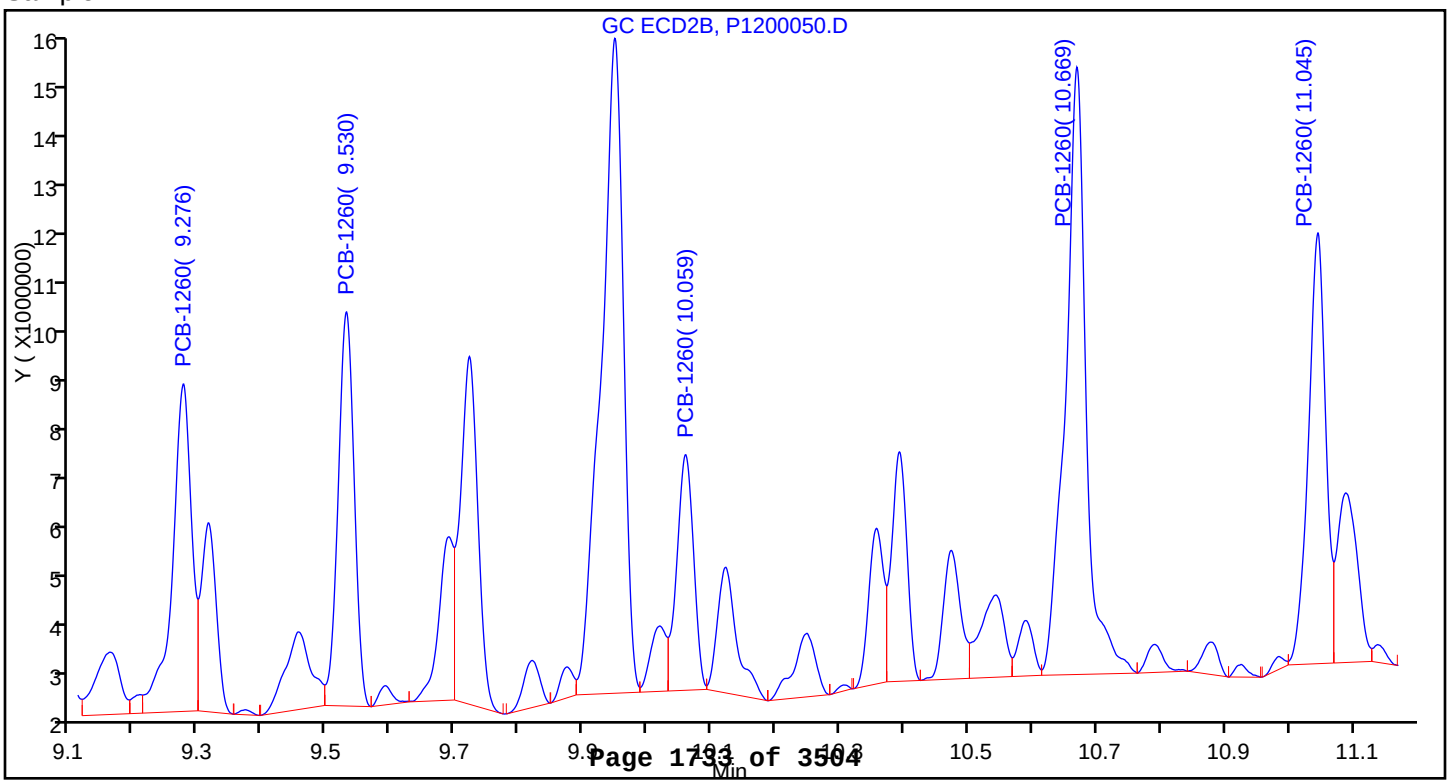

Report Date: 11-May-2015 17:34:15 Chrom Revision: 2.2 09-Apr-2015 10:05:40

TestAmerica Canton

Data File:	\\Ncchrom\ChromData\A2HP12\20150506-43350.b\P1200051.D				
Injection Date:	06-May-2015 22:46:41	Instrument ID:	A2HP12		
Lims ID:	240-49697-B-69-A	Lab Sample ID:	240-49697-69		
Client ID:	DR-SB-231-0-3				
Operator ID:		ALS Bottle#:	51	Worklist Smp#:	16
Injection Vol:	1.0 uL	Dil. Factor:	1.0000		
Method:	PCB12IS	Limit Group:	GC 8082A and DoD IS		
Column:		Detector	GC ecd2b		

7 PCB-1248, CAS: 12672-29-6

Calibration Sample, Level: 6

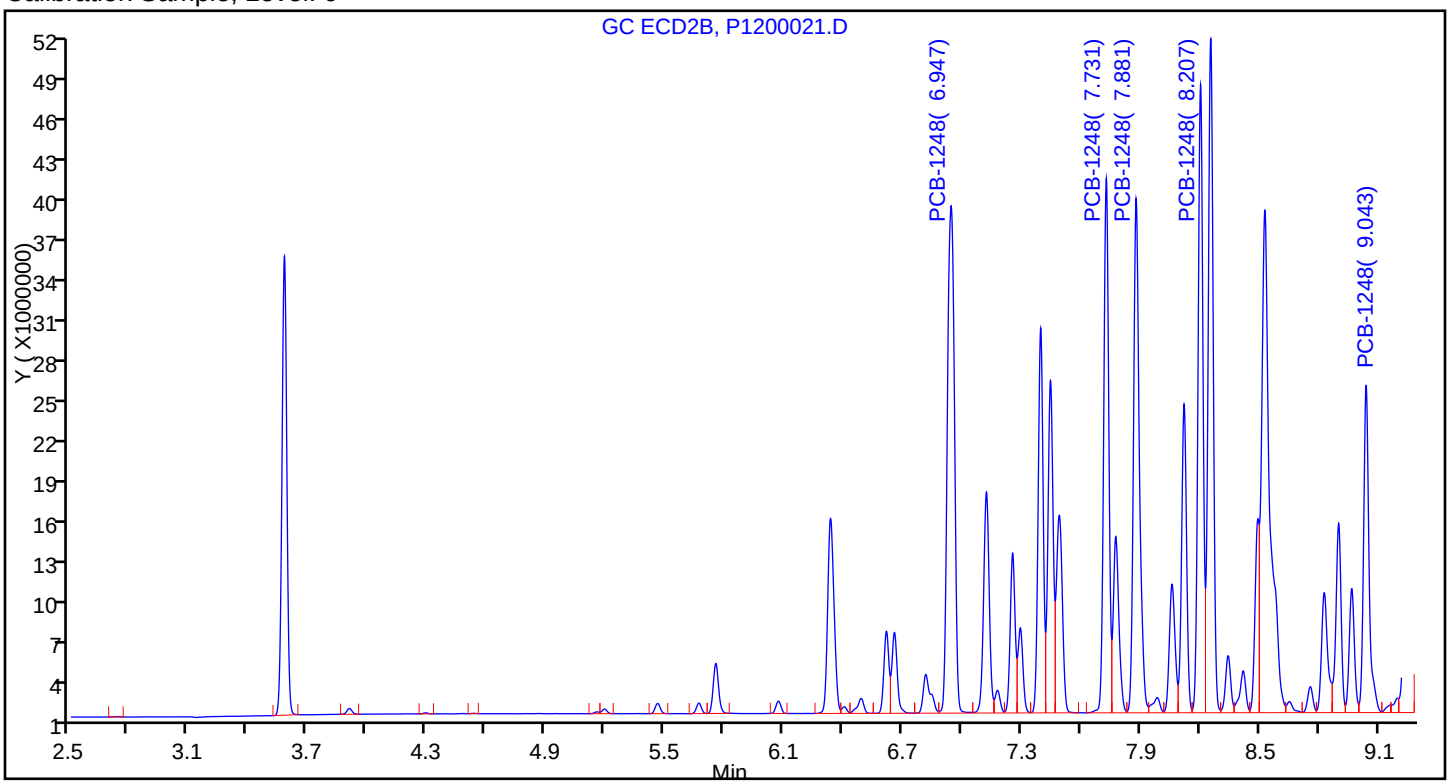

Sample

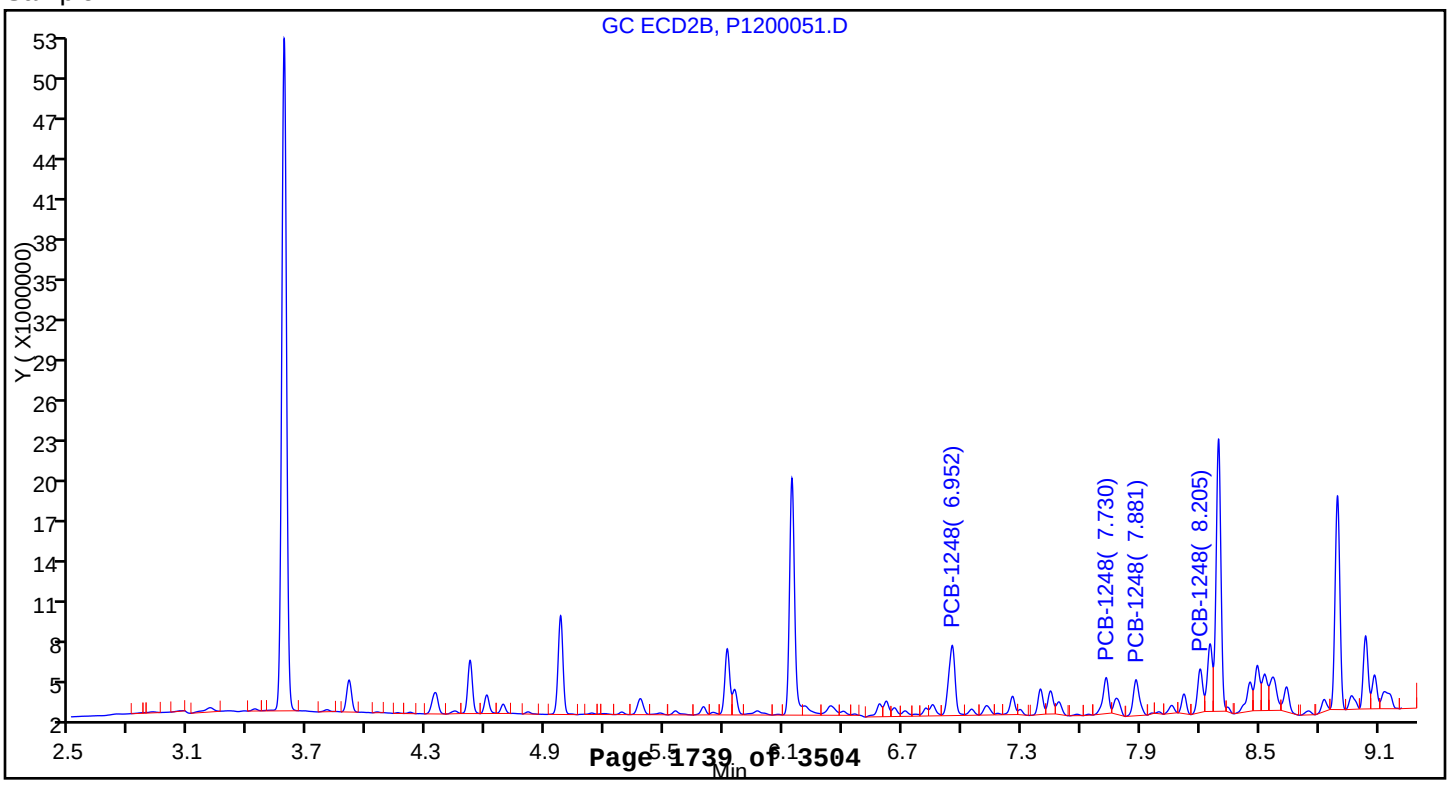

Report Date: 11-May-2015 17:34:15 Chrom Revision: 2.2 09-Apr-2015 10:05:40

TestAmerica Canton

Data File:	\\Ncchrom\ChromData\A2HP12\20150506-43350.b\P1200051.D				
Injection Date:	06-May-2015 22:46:41	Instrument ID:	A2HP12		
Lims ID:	240-49697-B-69-A	Lab Sample ID:	240-49697-69		
Client ID:	DR-SB-231-0-3				
Operator ID:		ALS Bottle#:	51	Worklist Smp#:	16
Injection Vol:	1.0 uL	Dil. Factor:	1.0000		
Method:	PCB12IS	Limit Group:	GC 8082A and DoD IS		
Column:		Detector	GC ecd2b		

10 PCB-1260, CAS: 11096-82-5

Calibration Sample, Level: 6

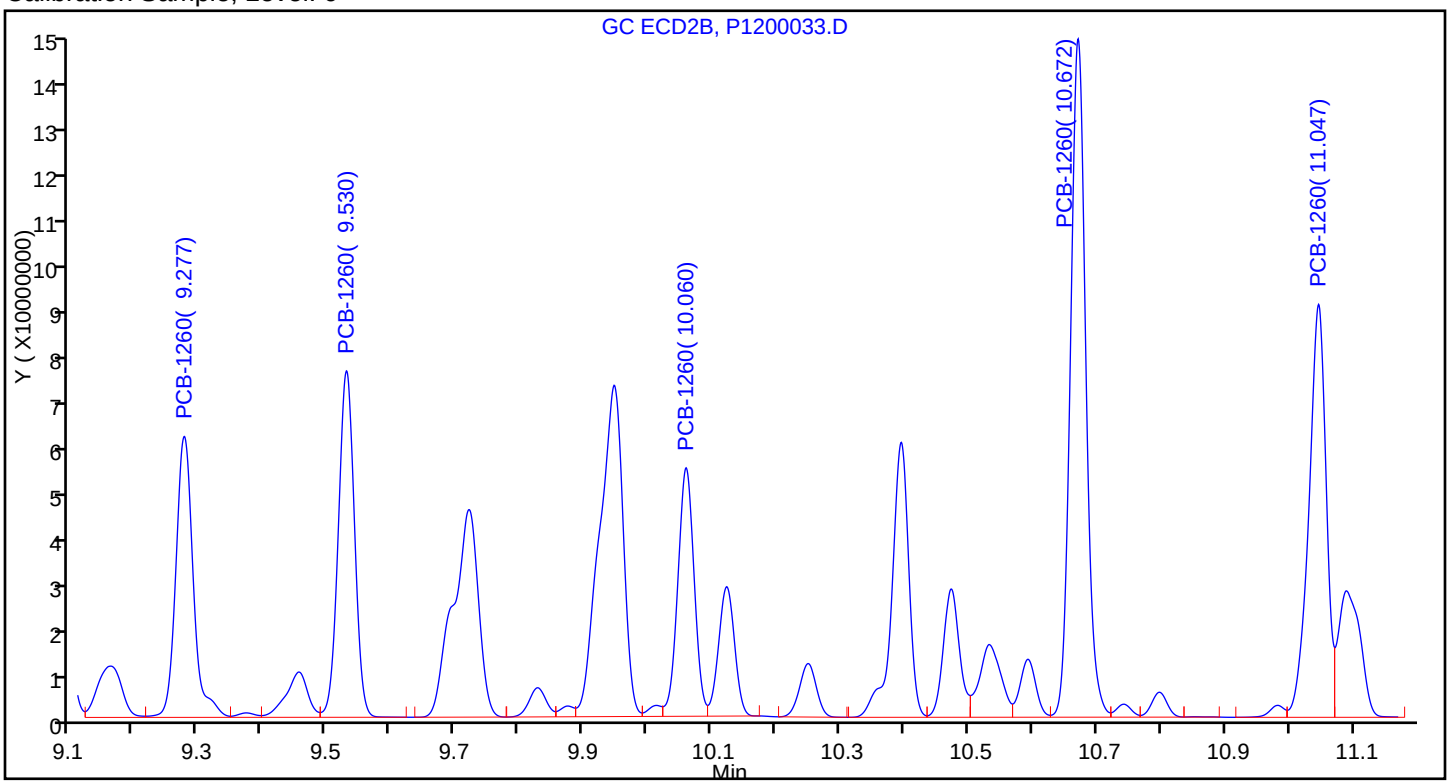

Sample

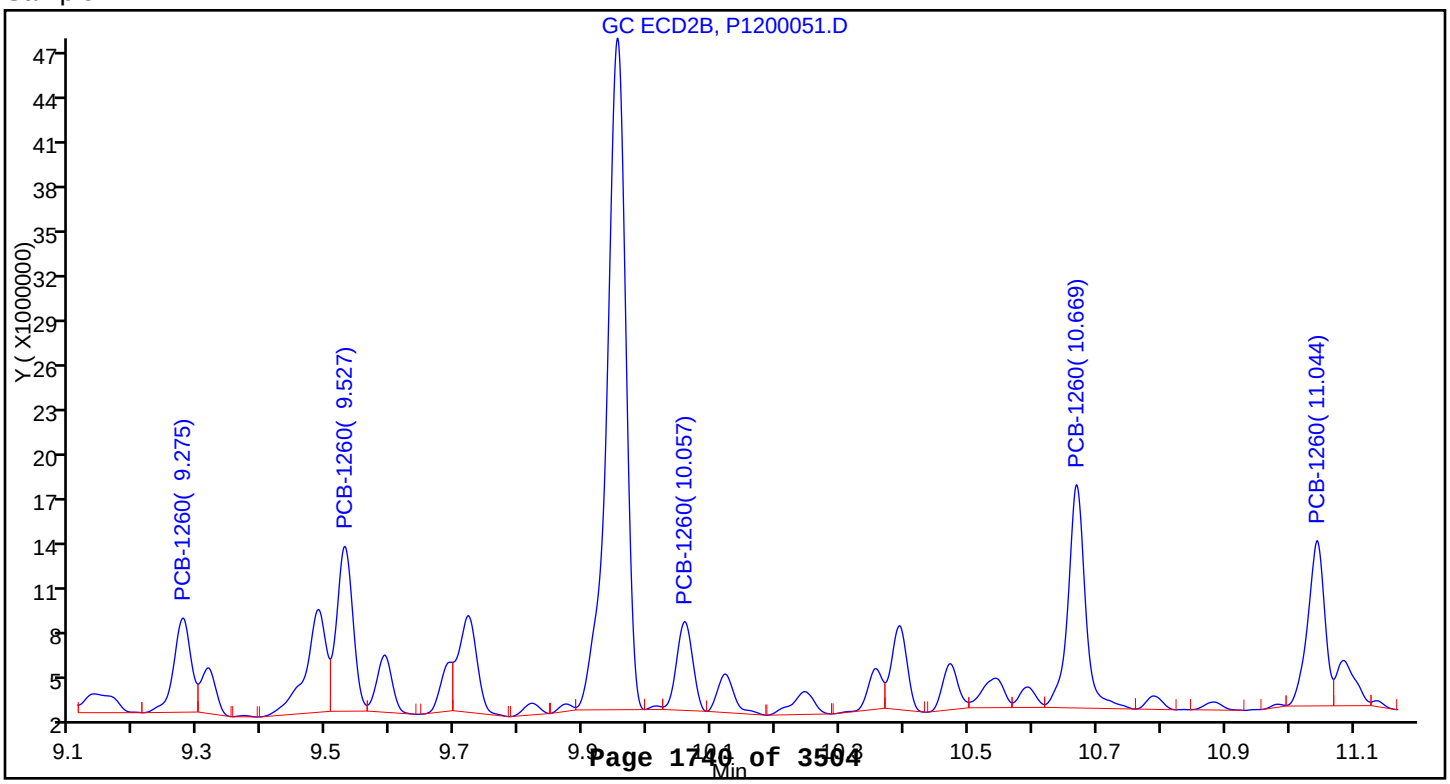

Report Date: 11-May-2015 15:47:43 Chrom Revision: 2.2 09-Apr-2015 10:05:40

TestAmerica Canton

Data File:	\\NCChrom\ChromData\A2HP13\20150501-43172.b\P1300009.D				
Injection Date:	03-May-2015 15:13:29	Instrument ID:	A2HP13		
Lims ID:	240-49697-B-70-A	Lab Sample ID:	240-49697-70		
Client ID:	DR-SB-231-24-27				
Operator ID:		ALS Bottle#:	9	Worklist Smp#:	9
Injection Vol:	1.0 uL	Dil. Factor:	1.0000		
Method:	PCB13	Limit Group:	GC 8082A ICAL		
Column:		Detector	GC ecd2b		

5 PCB-1242, CAS: 53469-21-9

Calibration Sample, Level: 6

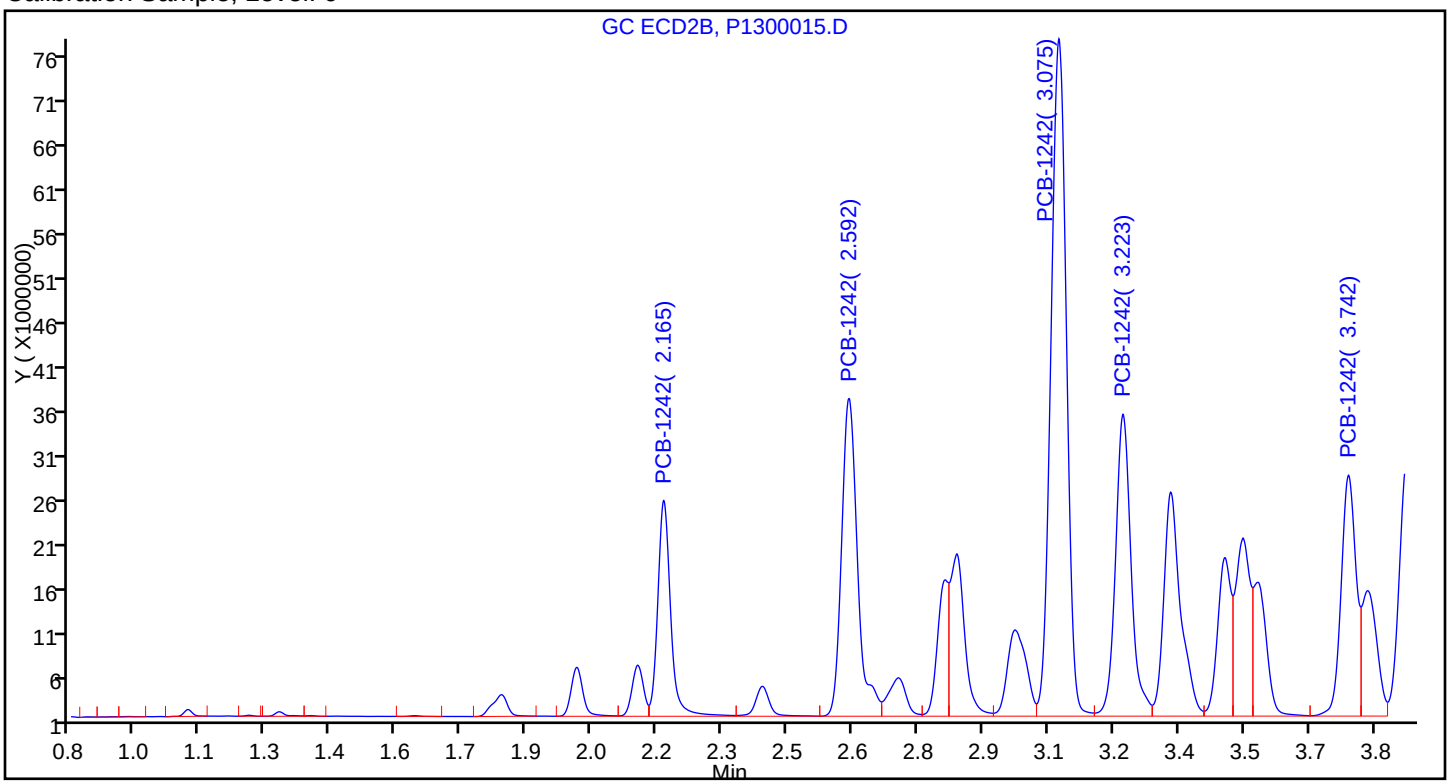

Sample

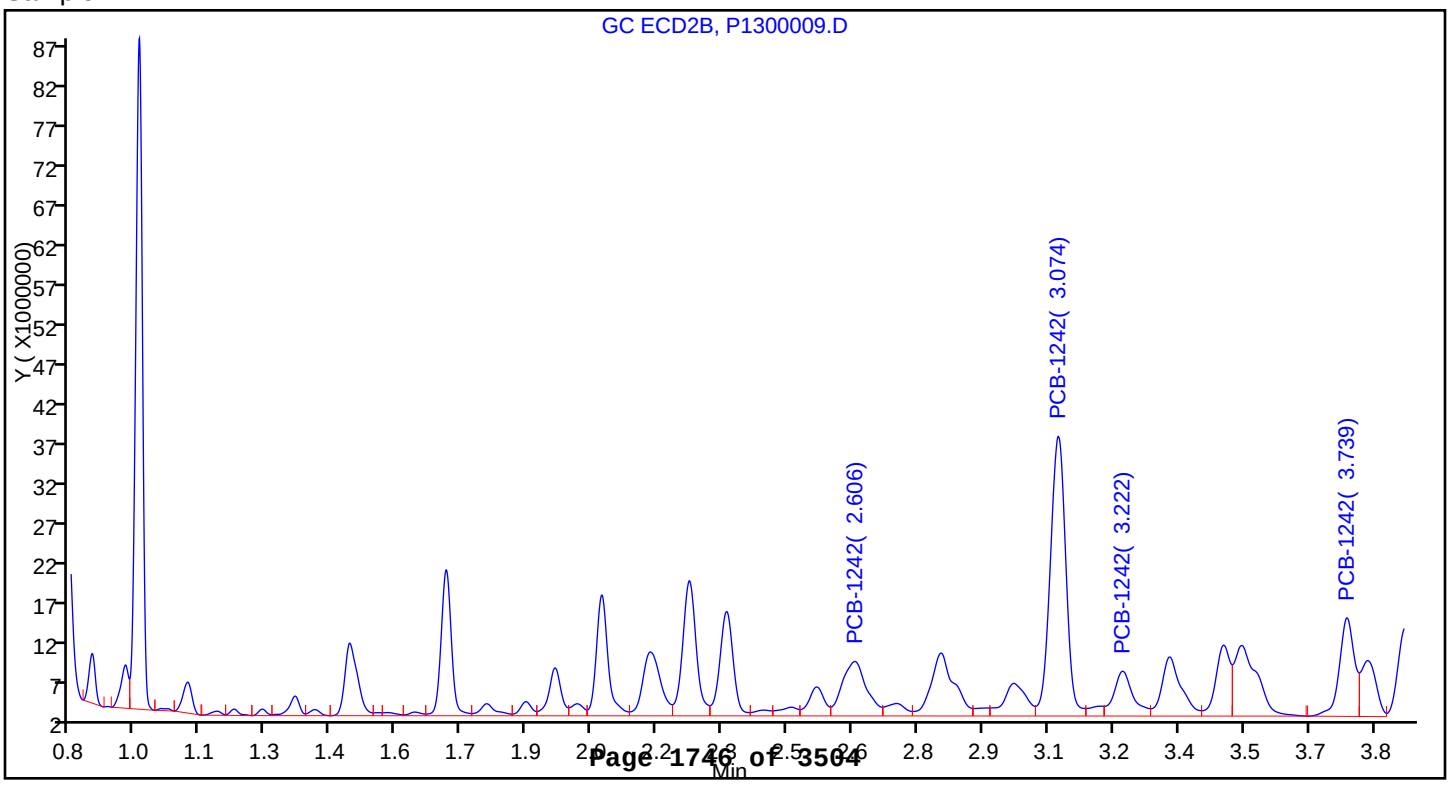

Report Date: 11-May-2015 15:47:43 Chrom Revision: 2.2 09-Apr-2015 10:05:40

TestAmerica Canton

Data File:	\\NCChrom\ChromData\A2HP13\20150501-43172.b\P1300009.D				
Injection Date:	03-May-2015 15:13:29	Instrument ID:	A2HP13		
Lims ID:	240-49697-B-70-A	Lab Sample ID:	240-49697-70		
Client ID:	DR-SB-231-24-27				
Operator ID:		ALS Bottle#:	9	Worklist Smp#:	9
Injection Vol:	1.0 uL	Dil. Factor:	1.0000		
Method:	PCB13	Limit Group:	GC 8082A ICAL		
Column:		Detector	GC ecd2b		

8 PCB-1254, CAS: 11097-69-1

Calibration Sample, Level: 6

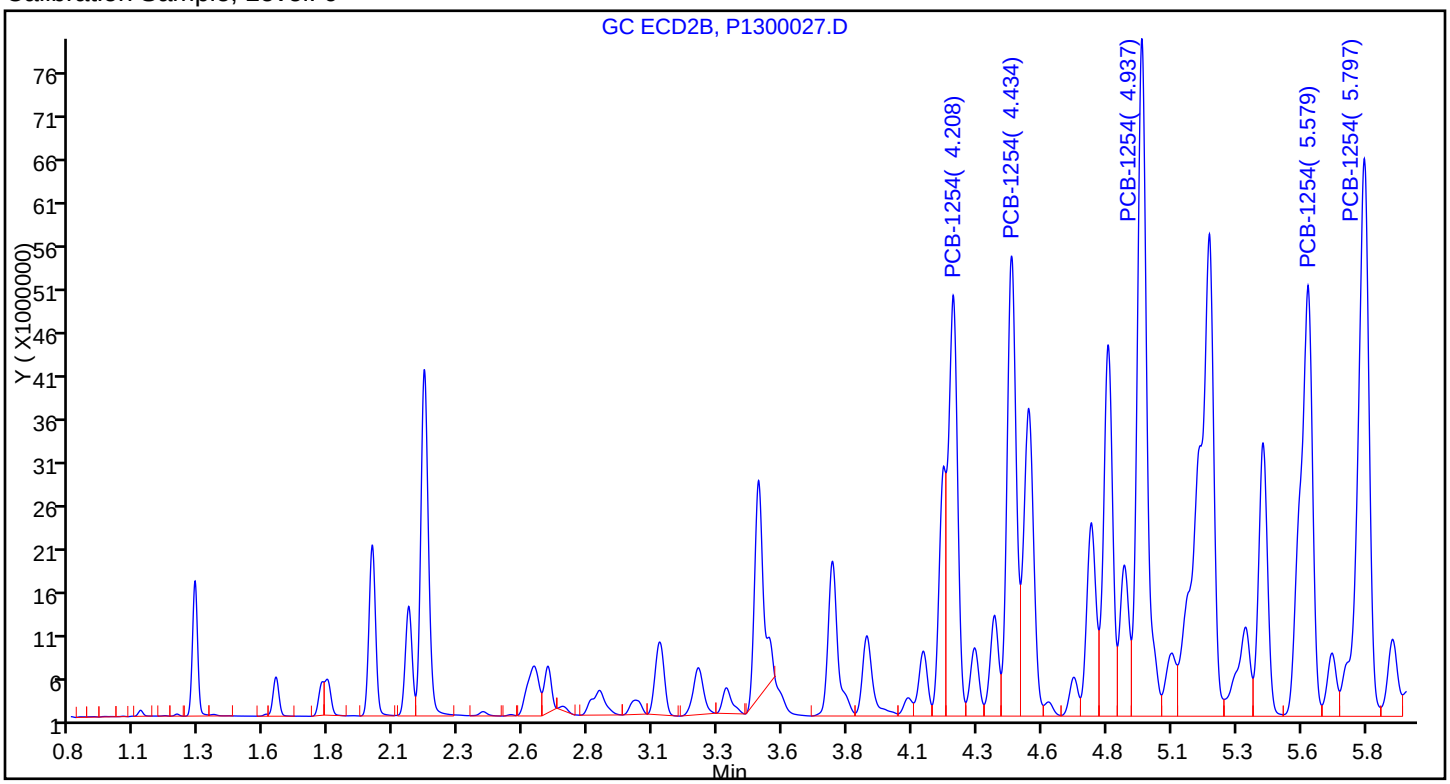

Sample

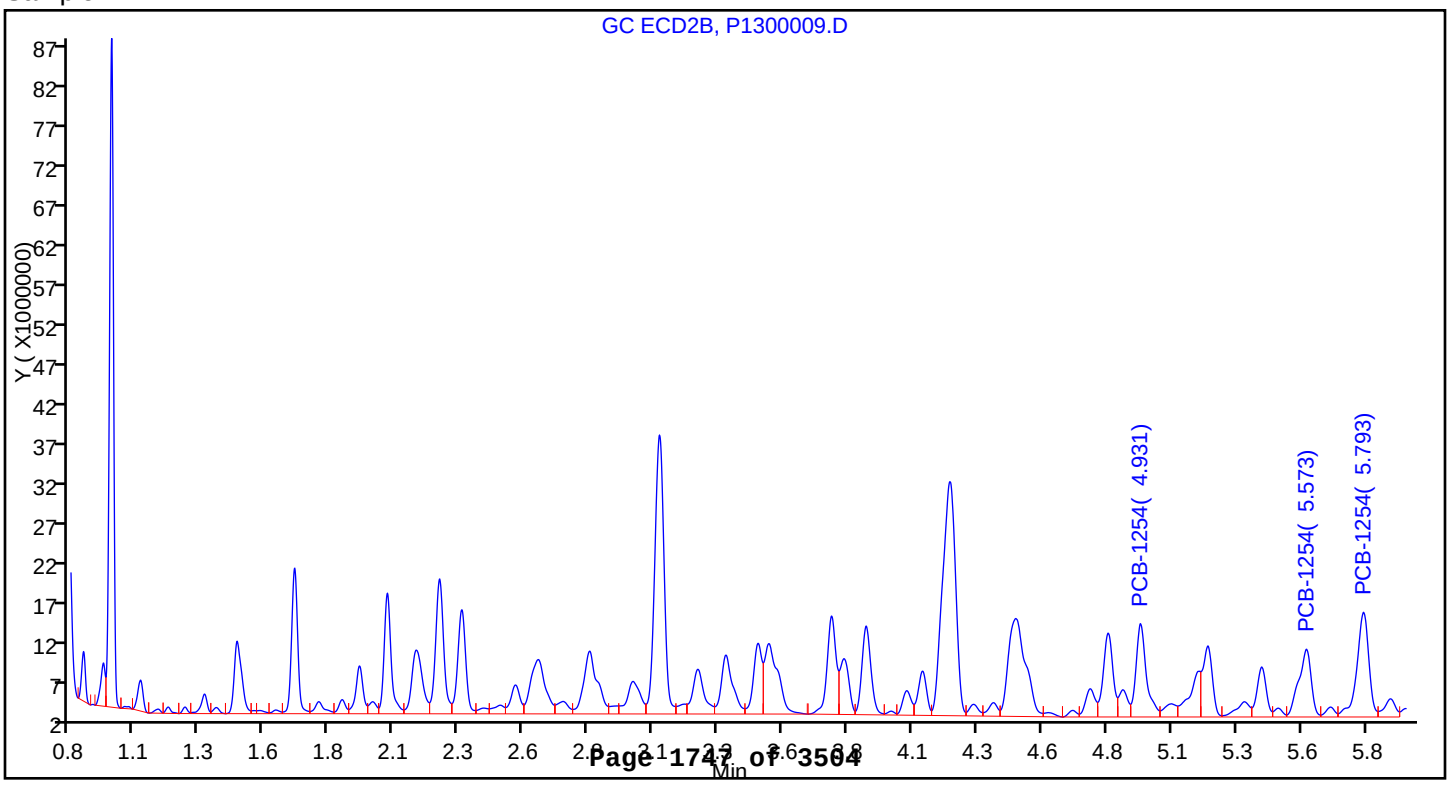

Report Date: 11-May-2015 15:54:45 Chrom Revision: 2.2 09-Apr-2015 10:05:40

TestAmerica Canton

Data File:	\\NCChrom\ChromData\A2HP13\20150505-43267.b\P1300013.D				
Injection Date:	05-May-2015 17:10:46	Instrument ID:	A2HP13		
Lims ID:	240-49697-B-71-A	Lab Sample ID:	240-49697-71		
Client ID:	DR-SB-231-36-39				
Operator ID:		ALS Bottle#:	13	Worklist Smp#:	4
Injection Vol:	1.0 uL	Dil. Factor:	2.0000		
Method:	PCB13	Limit Group:	GC 8082A ICAL		
Column:		Detector	GC ecd2b		

5 PCB-1242, CAS: 53469-21-9

Calibration Sample, Level: 6

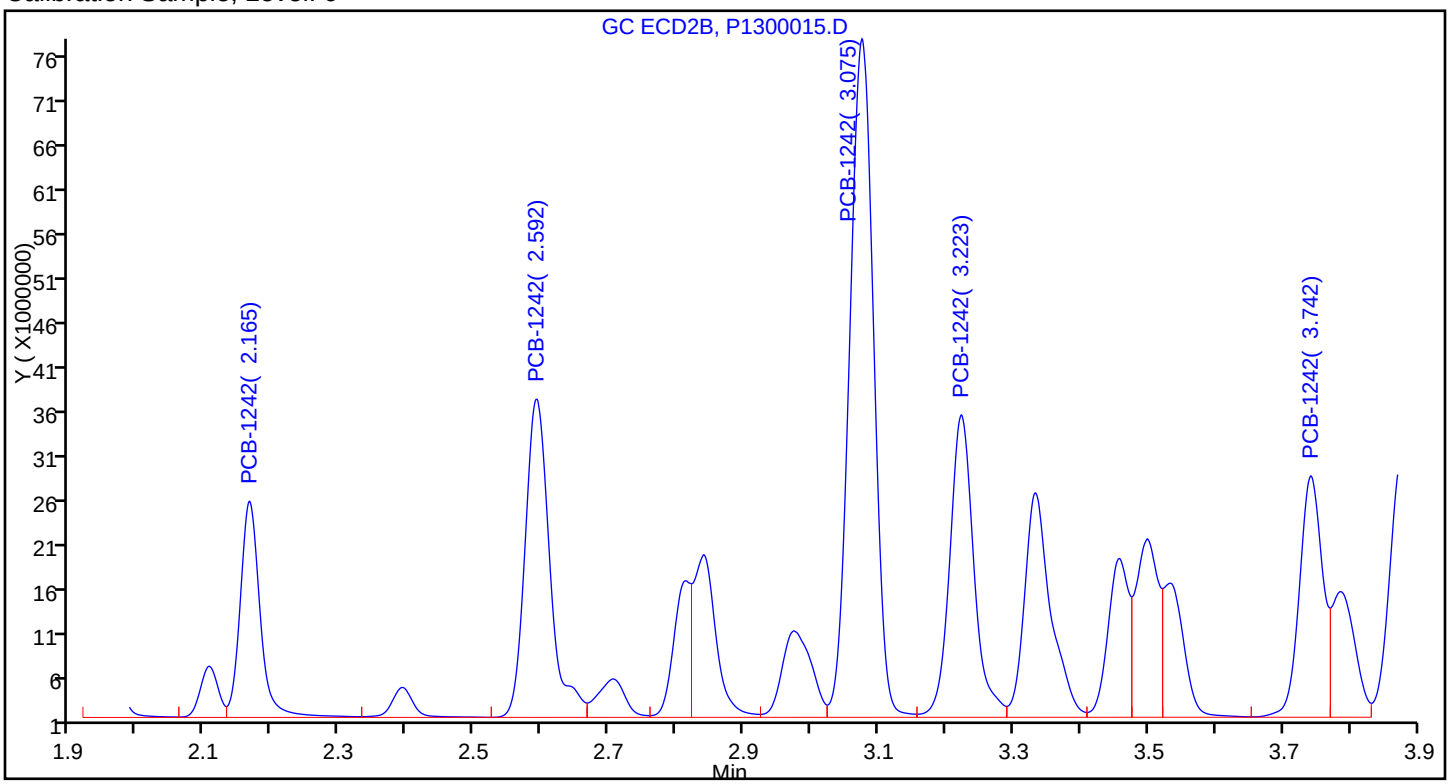

Sample

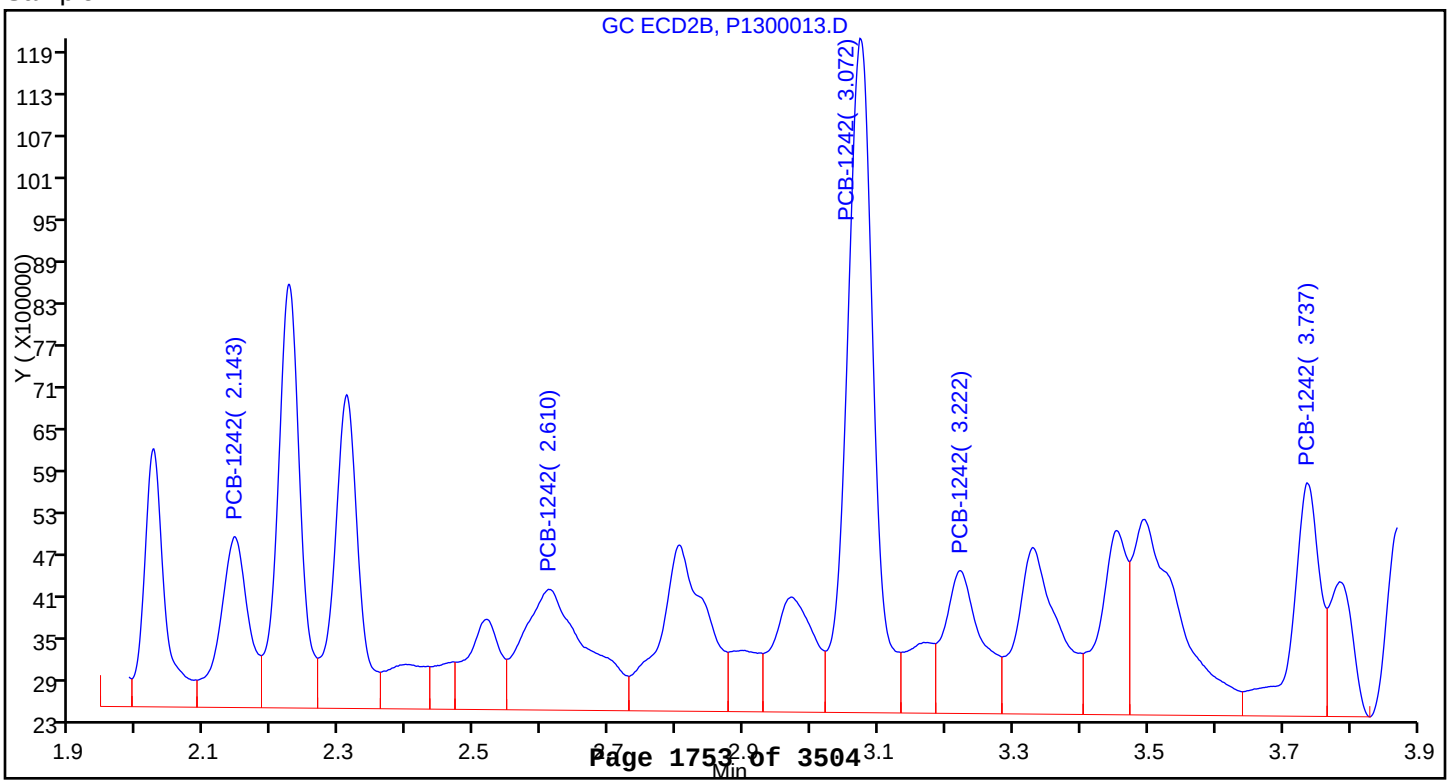

Report Date: 11-May-2015 15:54:45 Chrom Revision: 2.2 09-Apr-2015 10:05:40

TestAmerica Canton

Data File:	\\NCChrom\ChromData\A2HP13\20150505-43267.b\P1300013.D				
Injection Date:	05-May-2015 17:10:46	Instrument ID:	A2HP13		
Lims ID:	240-49697-B-71-A	Lab Sample ID:	240-49697-71		
Client ID:	DR-SB-231-36-39				
Operator ID:		ALS Bottle#:	13	Worklist Smp#:	4
Injection Vol:	1.0 uL	Dil. Factor:	2.0000		
Method:	PCB13	Limit Group:	GC 8082A ICAL		
Column:		Detector	GC ecd2b		

10 PCB-1260, CAS: 11096-82-5

Calibration Sample, Level: 6

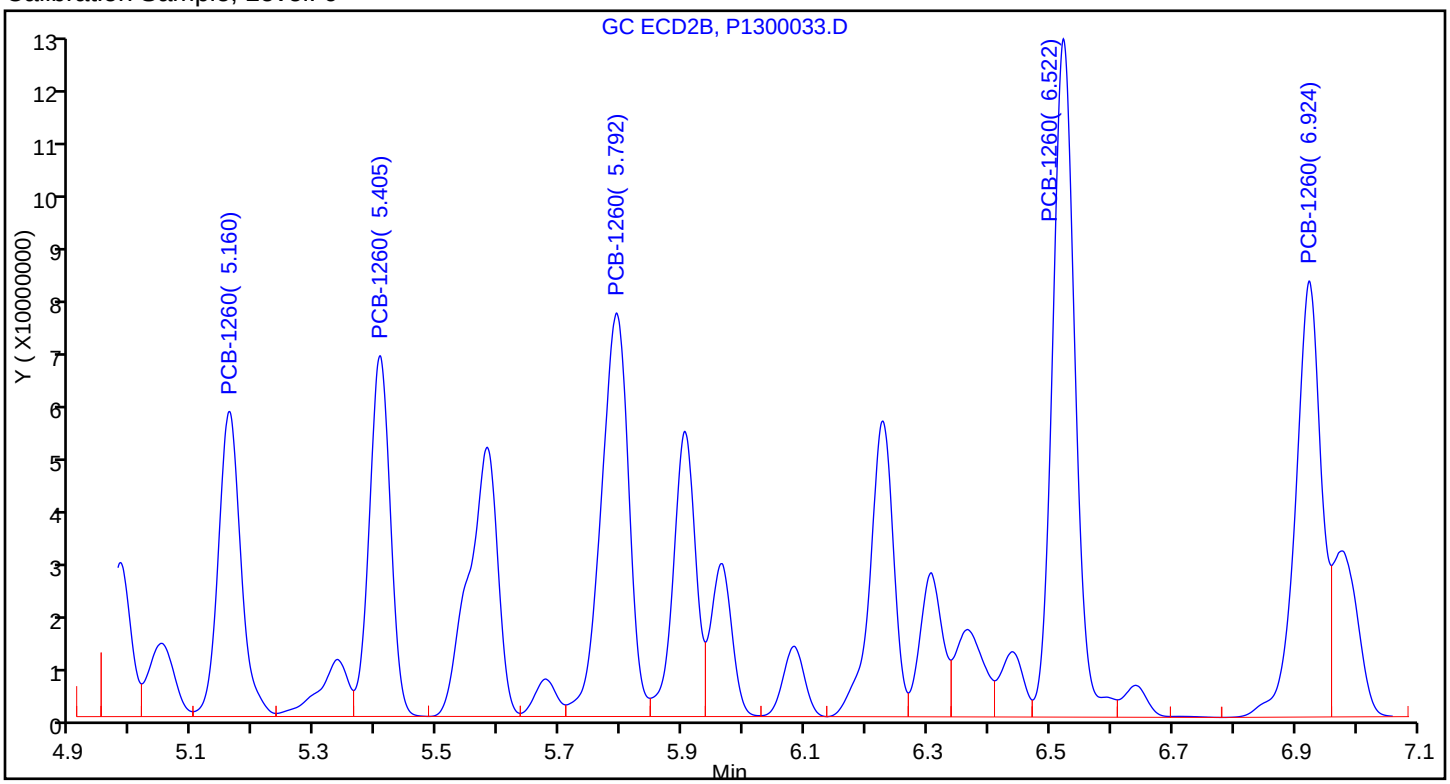

Sample

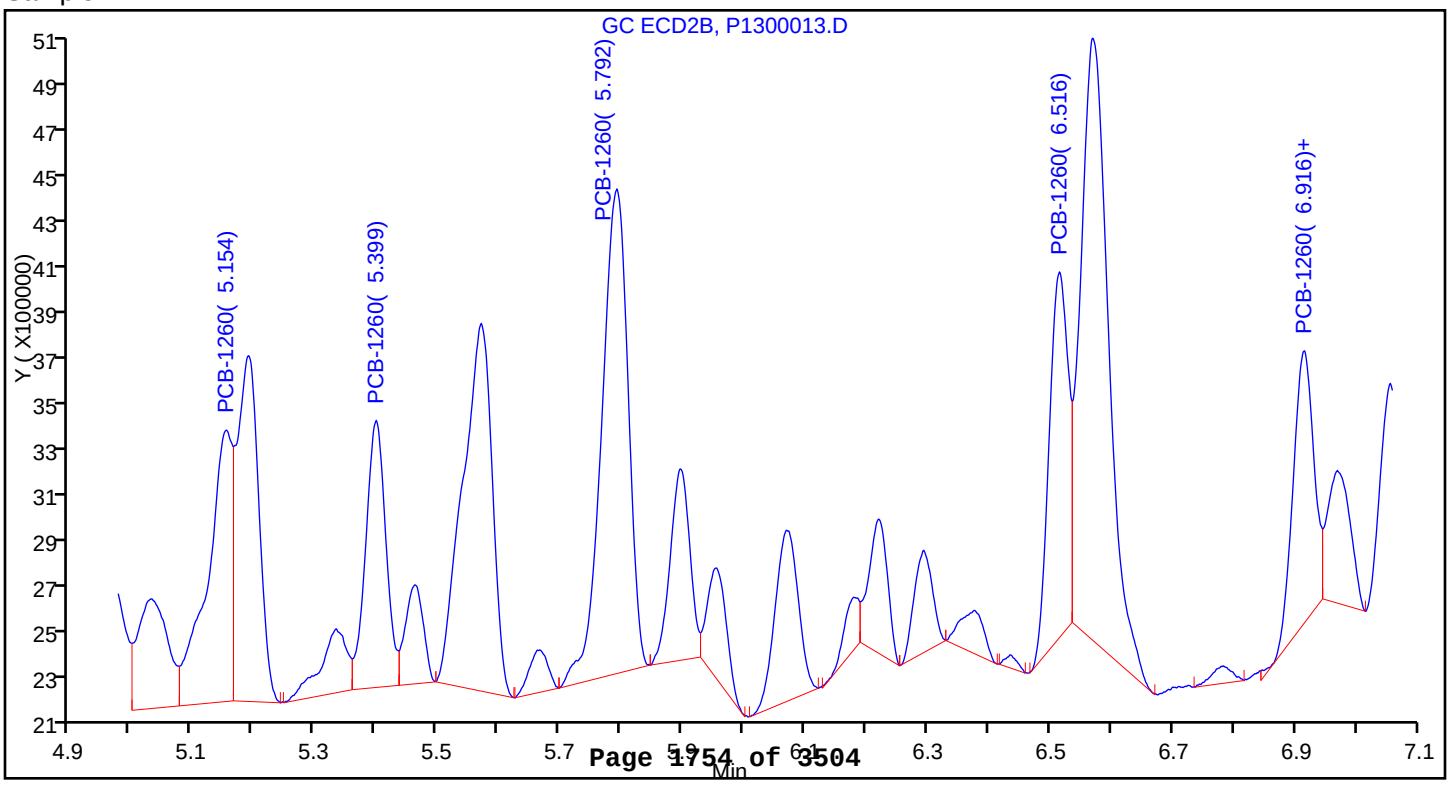

Report Date: 11-May-2015 15:48:25 Chrom Revision: 2.2 09-Apr-2015 10:05:40

TestAmerica Canton

Data File:	\\NCChrom\ChromData\A2HP13\20150501-43172.b\P1300011.D				
Injection Date:	03-May-2015 15:46:17	Instrument ID:	A2HP13		
Lims ID:	240-49697-B-72-A	Lab Sample ID:	240-49697-72		
Client ID:	DR-SB-231-48-51				
Operator ID:		ALS Bottle#:	11	Worklist Smp#:	11
Injection Vol:	1.0 uL	Dil. Factor:	1.0000		
Method:	PCB13	Limit Group:	GC 8082A ICAL		
Column:		Detector	GC ecd2b		

10 PCB-1260, CAS: 11096-82-5

Calibration Sample, Level: 6

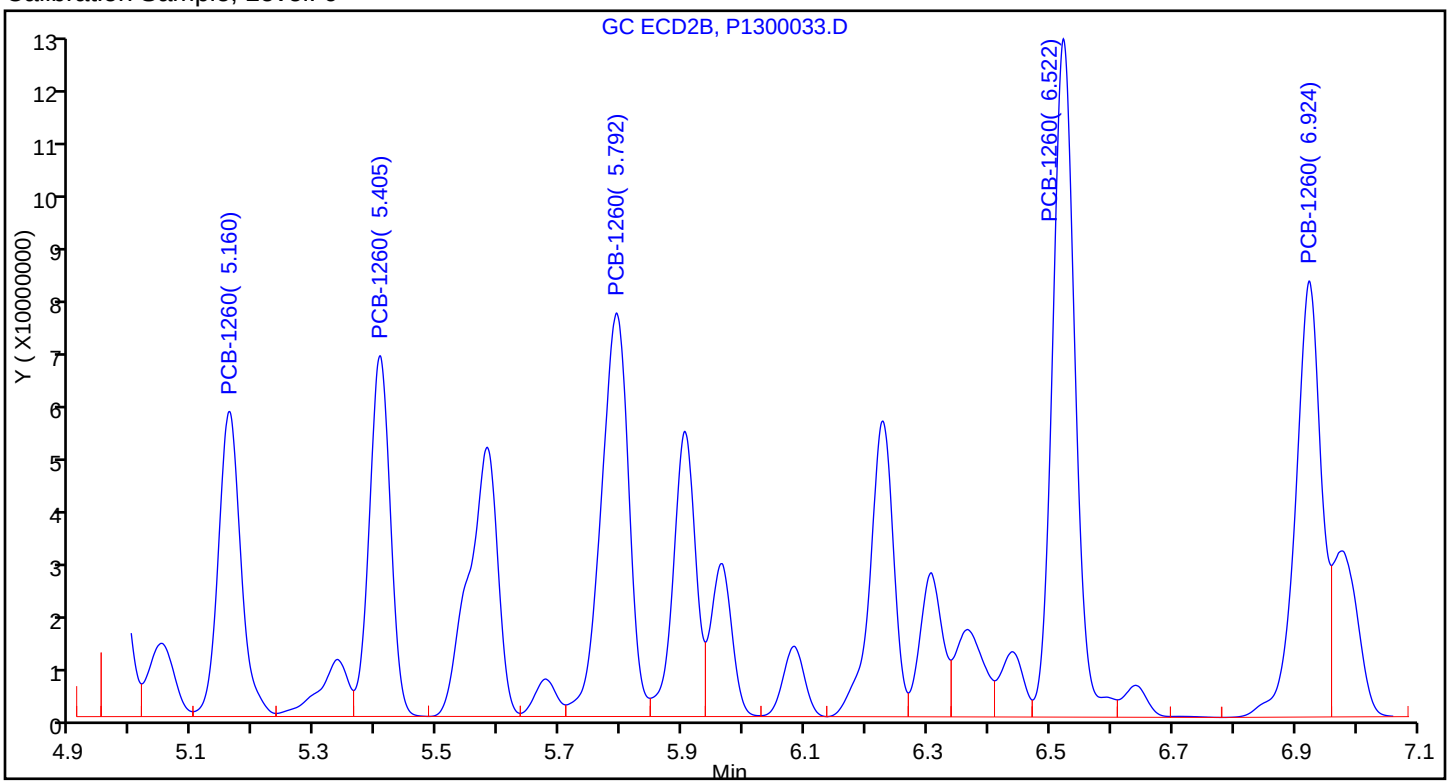

Sample

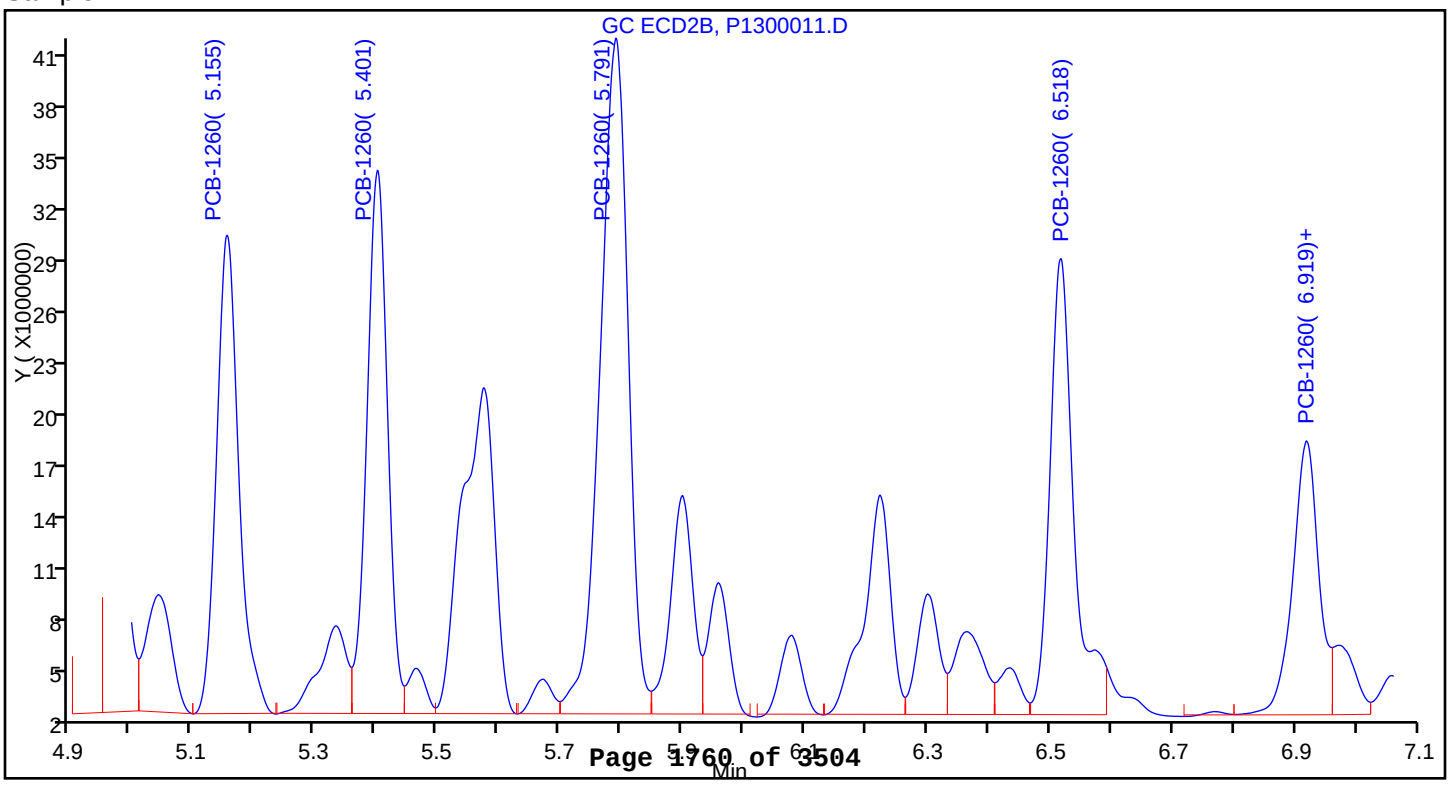

Report Date: 11-May-2015 15:48:34 Chrom Revision: 2.2 09-Apr-2015 10:05:40

TestAmerica Canton

Data File:	\\NCChrom\ChromData\A2HP13\20150501-43172.b\P1300012.D				
Injection Date:	03-May-2015 16:02:40	Instrument ID:	A2HP13		
Lims ID:	240-49697-B-73-A	Lab Sample ID:	240-49697-73		
Client ID:	DR-SB-246-0-3				
Operator ID:		ALS Bottle#:	12	Worklist Smp#:	12
Injection Vol:	1.0 uL	Dil. Factor:	100.0000		
Method:	PCB13	Limit Group:	GC 8082A ICAL		
Column:		Detector	GC ecd2b		

8 PCB-1254, CAS: 11097-69-1

Calibration Sample, Level: 6

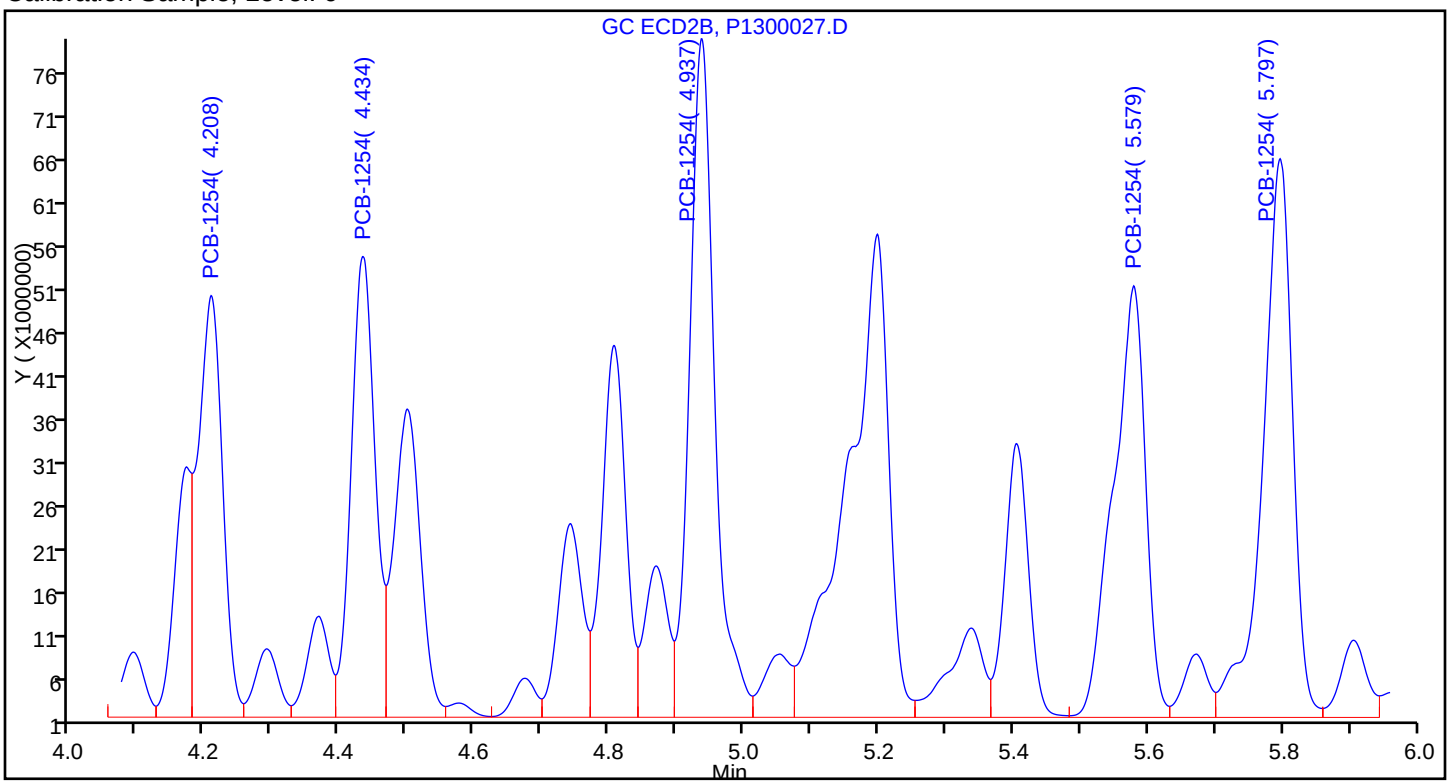

Sample

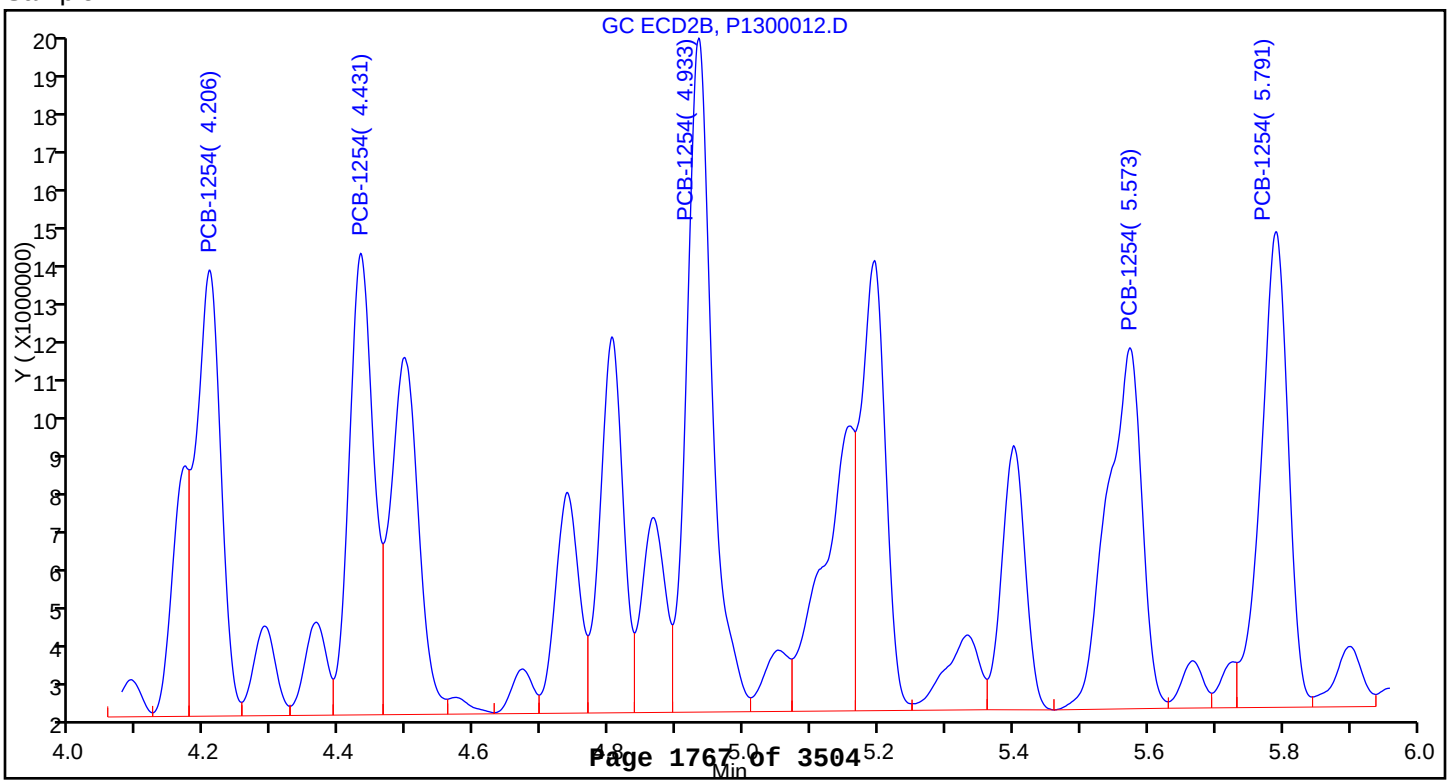

Report Date: 11-May-2015 15:48:44 Chrom Revision: 2.2 09-Apr-2015 10:05:40

TestAmerica Canton

Data File:	\\NCChrom\ChromData\A2HP13\20150501-43172.b\P1300013.D				
Injection Date:	03-May-2015 16:19:06	Instrument ID:	A2HP13		
Lims ID:	240-49697-B-74-A	Lab Sample ID:	240-49697-74		
Client ID:	DR-SB-246-24-27				
Operator ID:		ALS Bottle#:	13	Worklist Smp#:	13
Injection Vol:	1.0 uL	Dil. Factor:	10.0000		
Method:	PCB13	Limit Group:	GC 8082A ICAL		
Column:		Detector	GC ecd2b		

8 PCB-1254, CAS: 11097-69-1

Calibration Sample, Level: 6

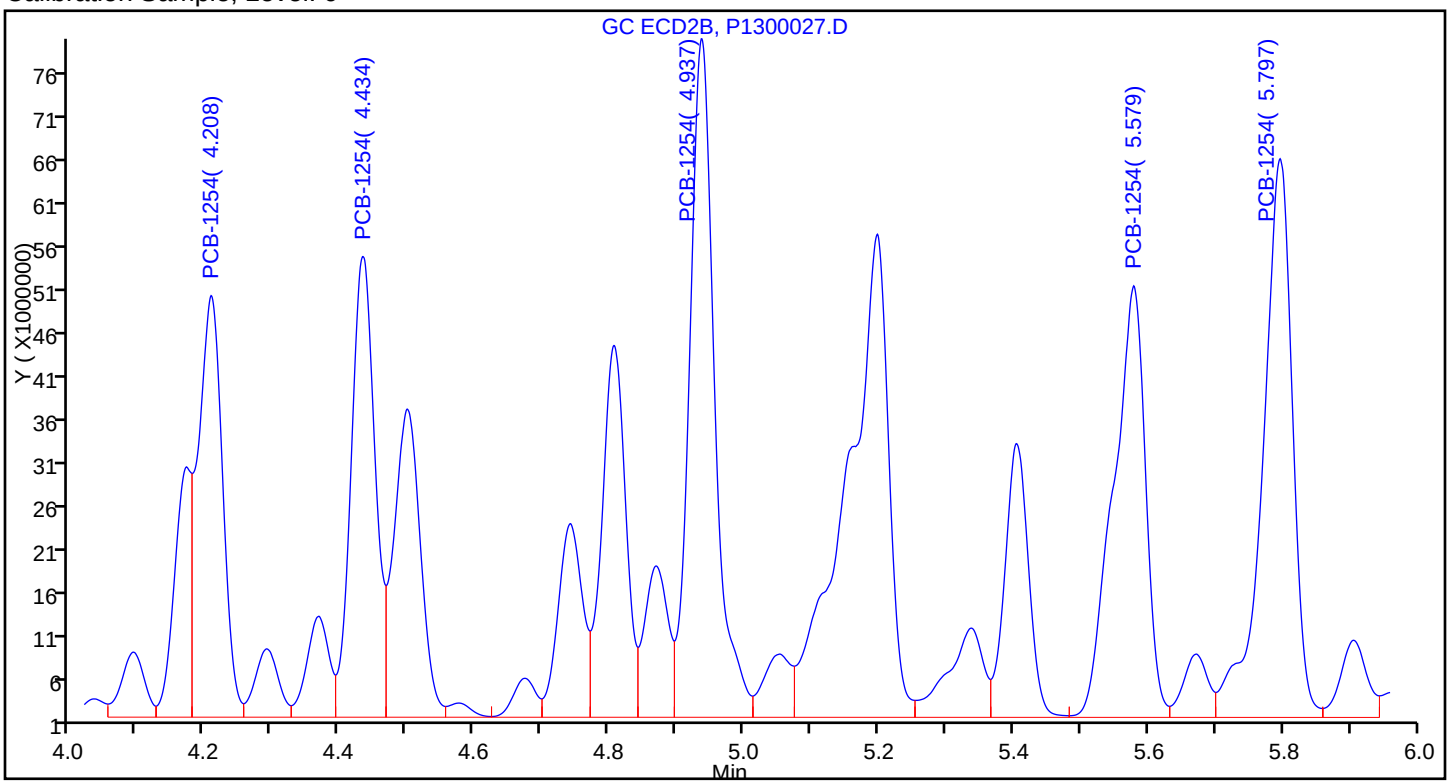

Sample

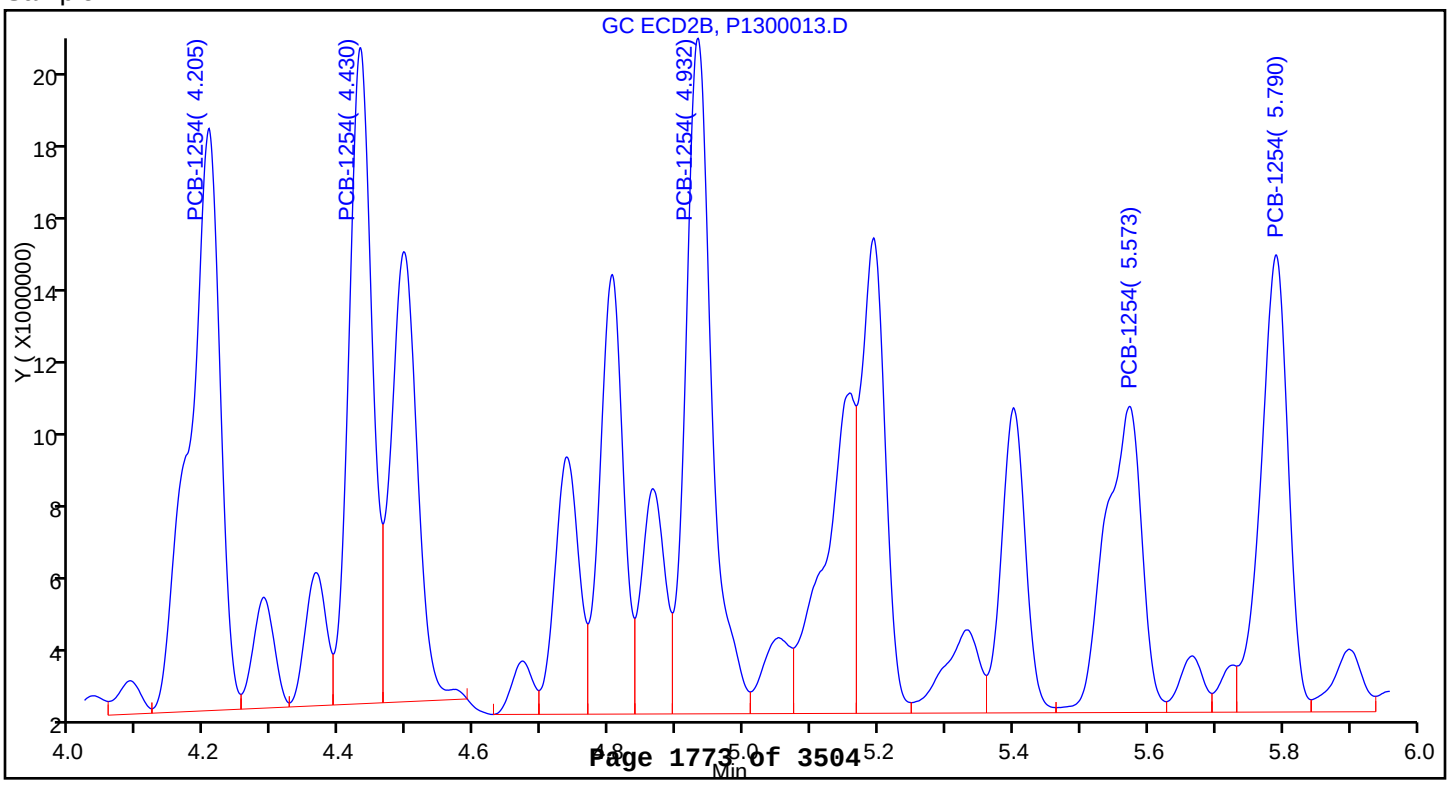

Report Date: 11-May-2015 15:55:02 Chrom Revision: 2.2 09-Apr-2015 10:05:40

TestAmerica Canton

Data File:	\\NCChrom\ChromData\A2HP13\20150505-43267.b\P1300015.D				
Injection Date:	05-May-2015 17:43:42	Instrument ID:	A2HP13		
Lims ID:	240-49697-B-75-A	Lab Sample ID:	240-49697-75		
Client ID:	DR-SB-246-36-39				
Operator ID:		ALS Bottle#:	15	Worklist Smp#:	6
Injection Vol:	1.0 uL	Dil. Factor:	5.0000		
Method:	PCB13	Limit Group:	GC 8082A ICAL		
Column:		Detector	GC ecd2b		

8 PCB-1254, CAS: 11097-69-1

Calibration Sample, Level: 6

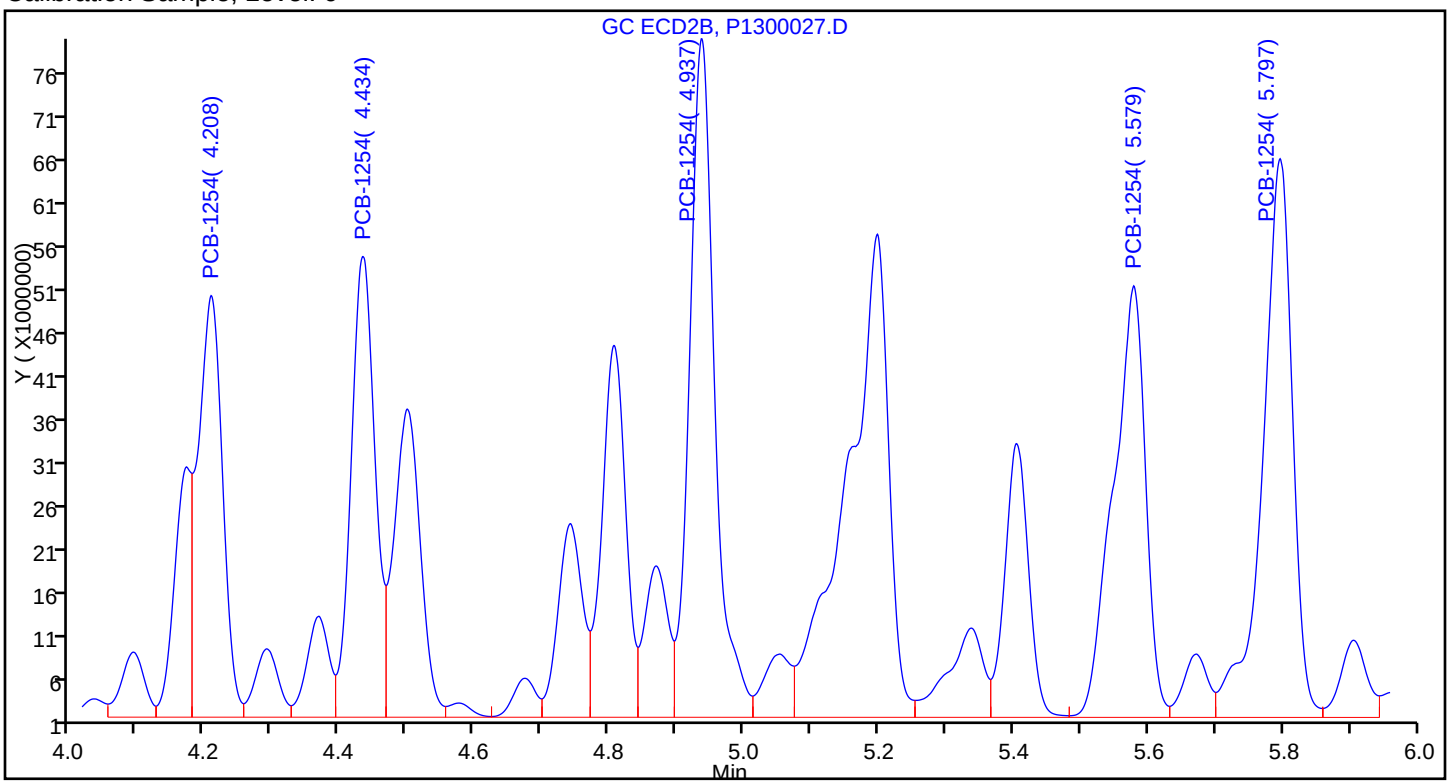

Sample

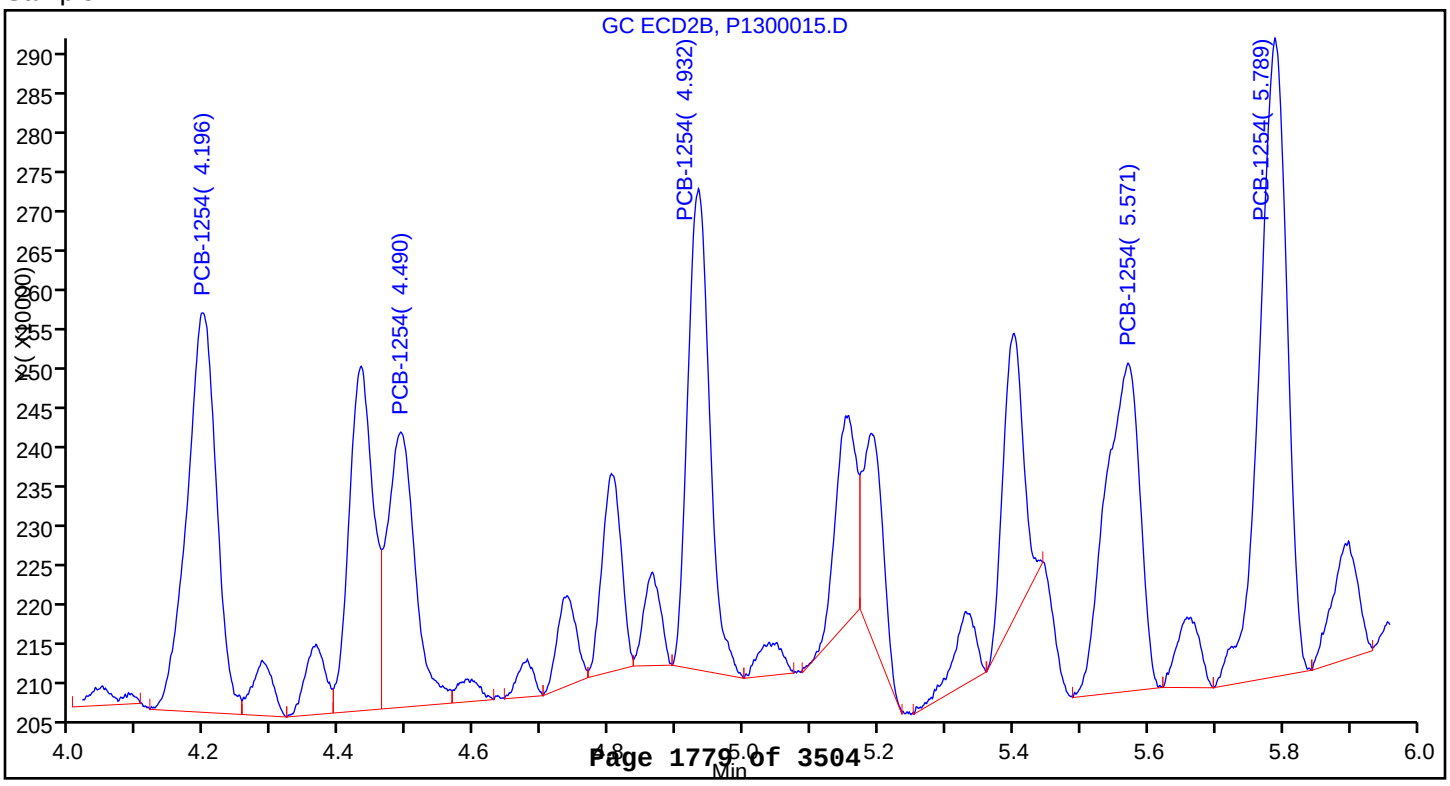

Report Date: 11-May-2015 15:55:10 Chrom Revision: 2.2 09-Apr-2015 10:05:40

TestAmerica Canton

Data File:	\\NCChrom\ChromData\A2HP13\20150505-43267.b\P1300016.D				
Injection Date:	05-May-2015 18:00:06	Instrument ID:	A2HP13		
Lims ID:	240-49697-B-76-A	Lab Sample ID:	240-49697-76		
Client ID:	DR-SB-246-48-51				
Operator ID:		ALS Bottle#:	16	Worklist Smp#:	7
Injection Vol:	1.0 uL	Dil. Factor:	2.0000		
Method:	PCB13	Limit Group:	GC 8082A ICAL		
Column:		Detector	GC ecd2b		

8 PCB-1254, CAS: 11097-69-1

Calibration Sample, Level: 6

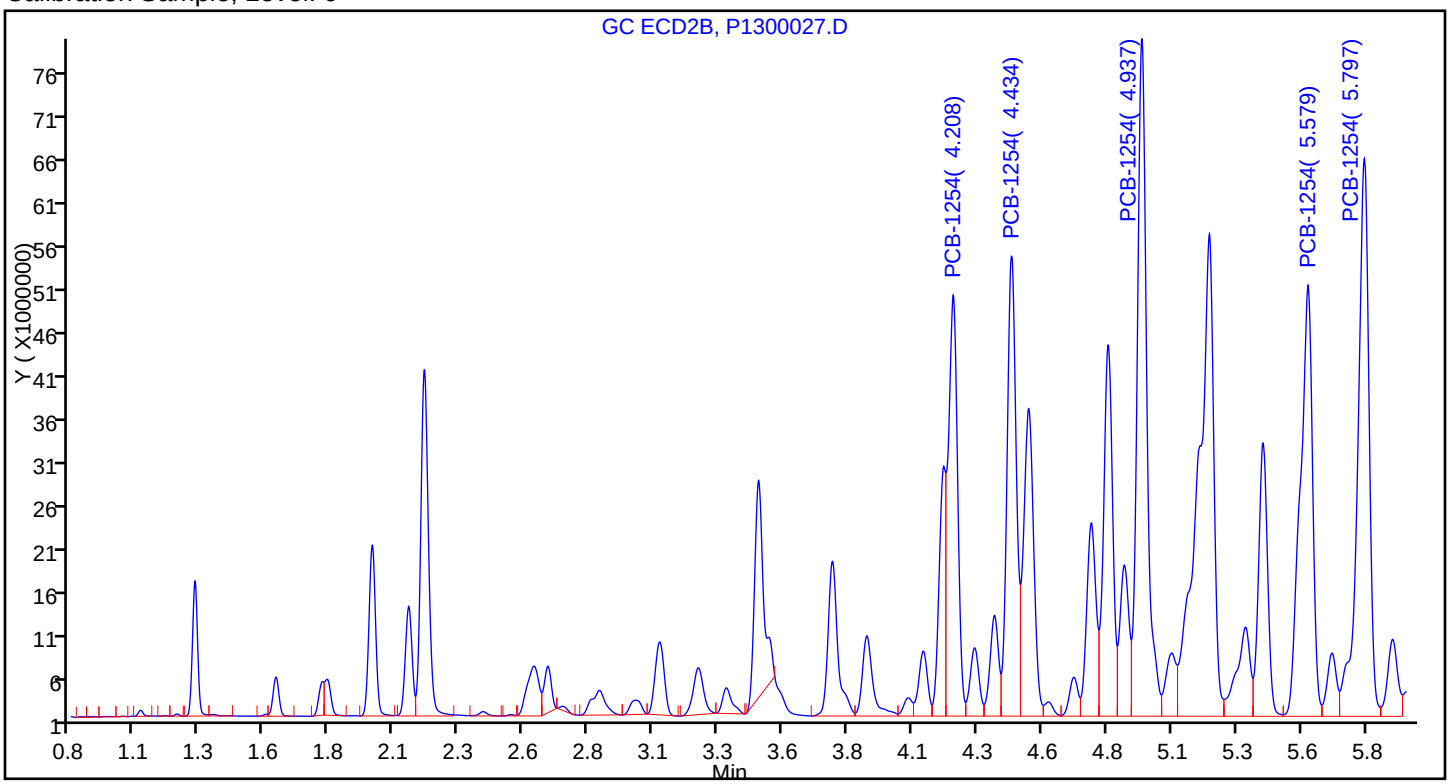

Sample

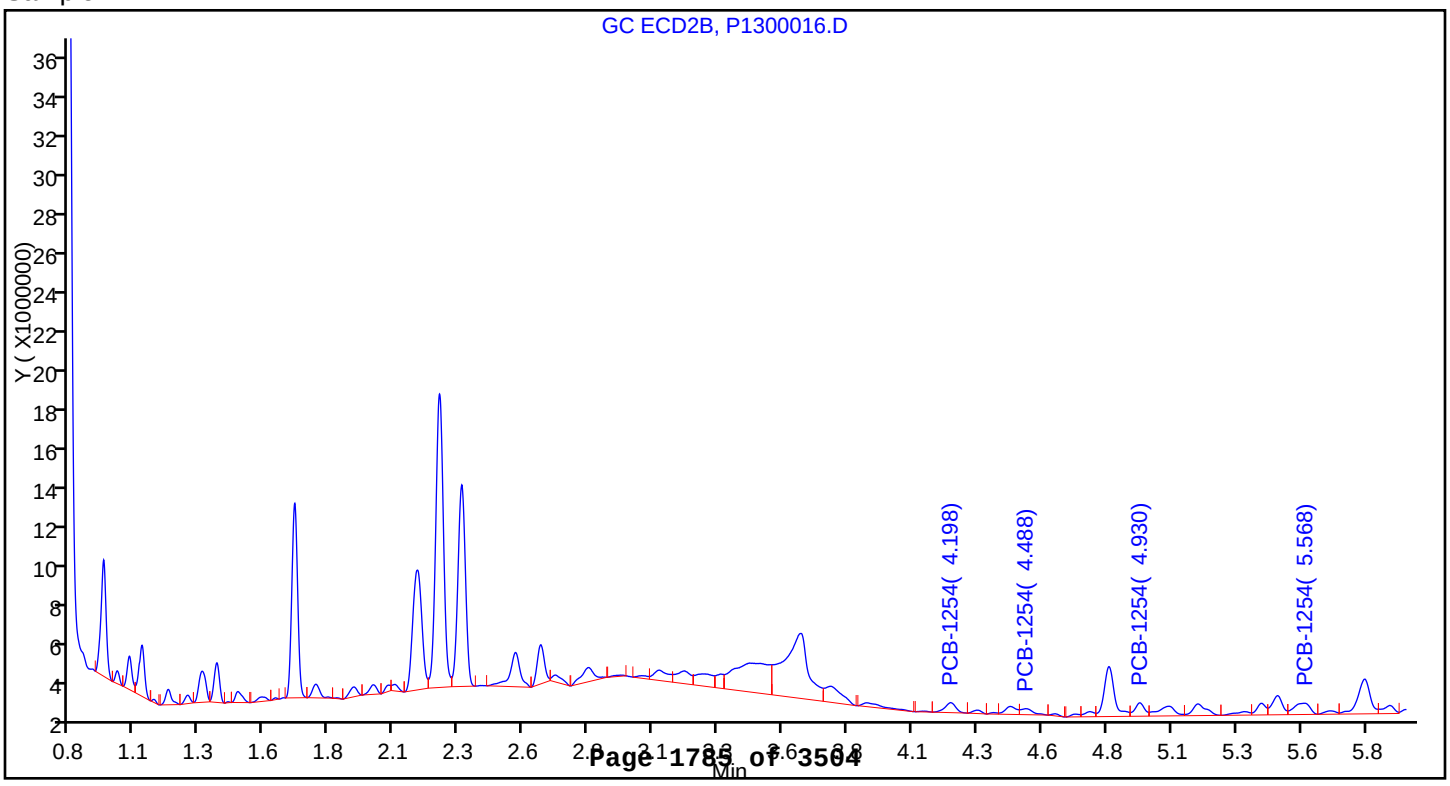

Report Date: 11-May-2015 15:52:24 Chrom Revision: 2.2 09-Apr-2015 10:05:40

TestAmerica Canton

Data File:	\\NCChrom\ChromData\A2HP13\20150501-43172.b\P1300016.D				
Injection Date:	03-May-2015 17:08:18	Instrument ID:	A2HP13		
Lims ID:	240-49697-B-77-A	Lab Sample ID:	240-49697-77		
Client ID:	DR-SB-236-0-3				
Operator ID:		ALS Bottle#:	16	Worklist Smp#:	16
Injection Vol:	1.0 uL	Dil. Factor:	1.0000		
Method:	PCB13	Limit Group:	GC 8082A ICAL		
Column:		Detector	GC ecd2b		

10 PCB-1260, CAS: 11096-82-5

Calibration Sample, Level: 6

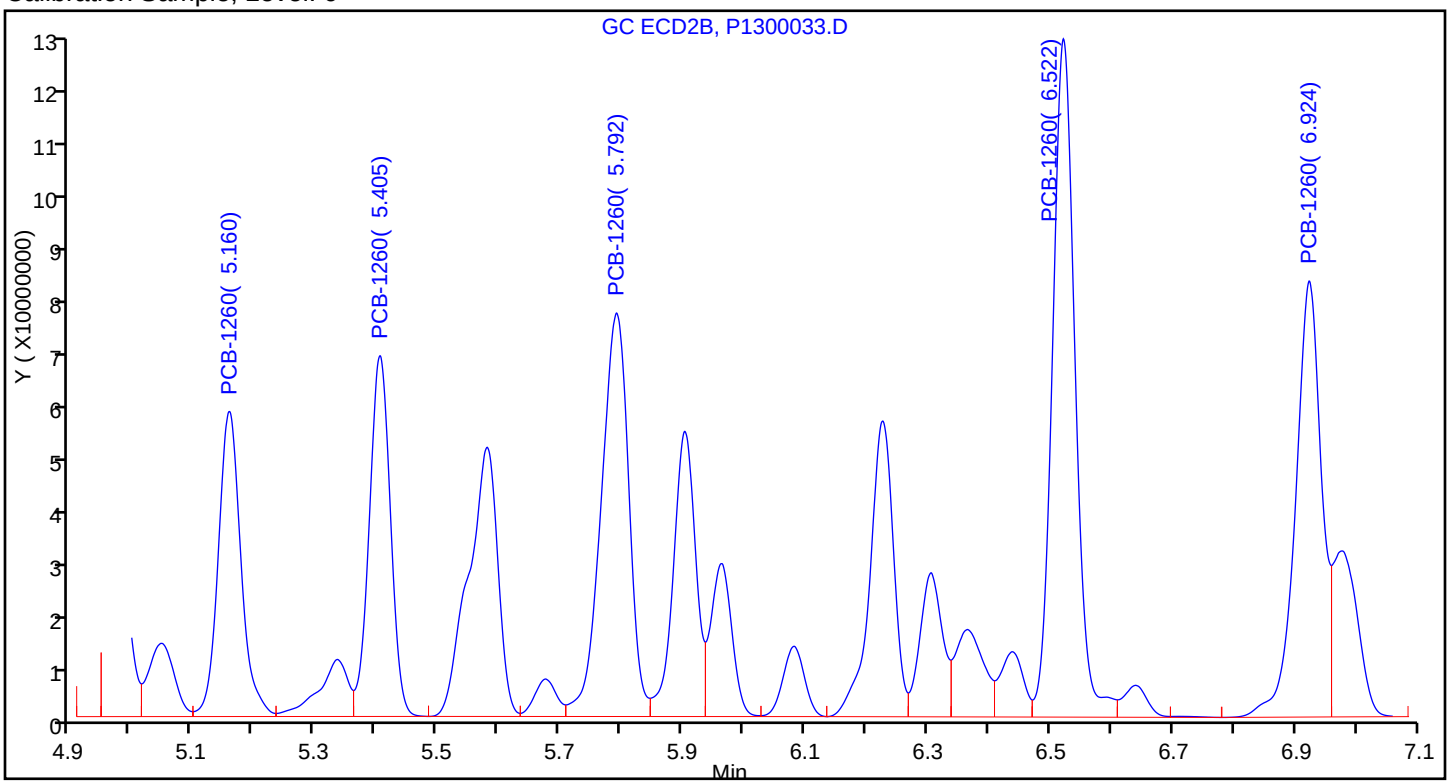

Sample

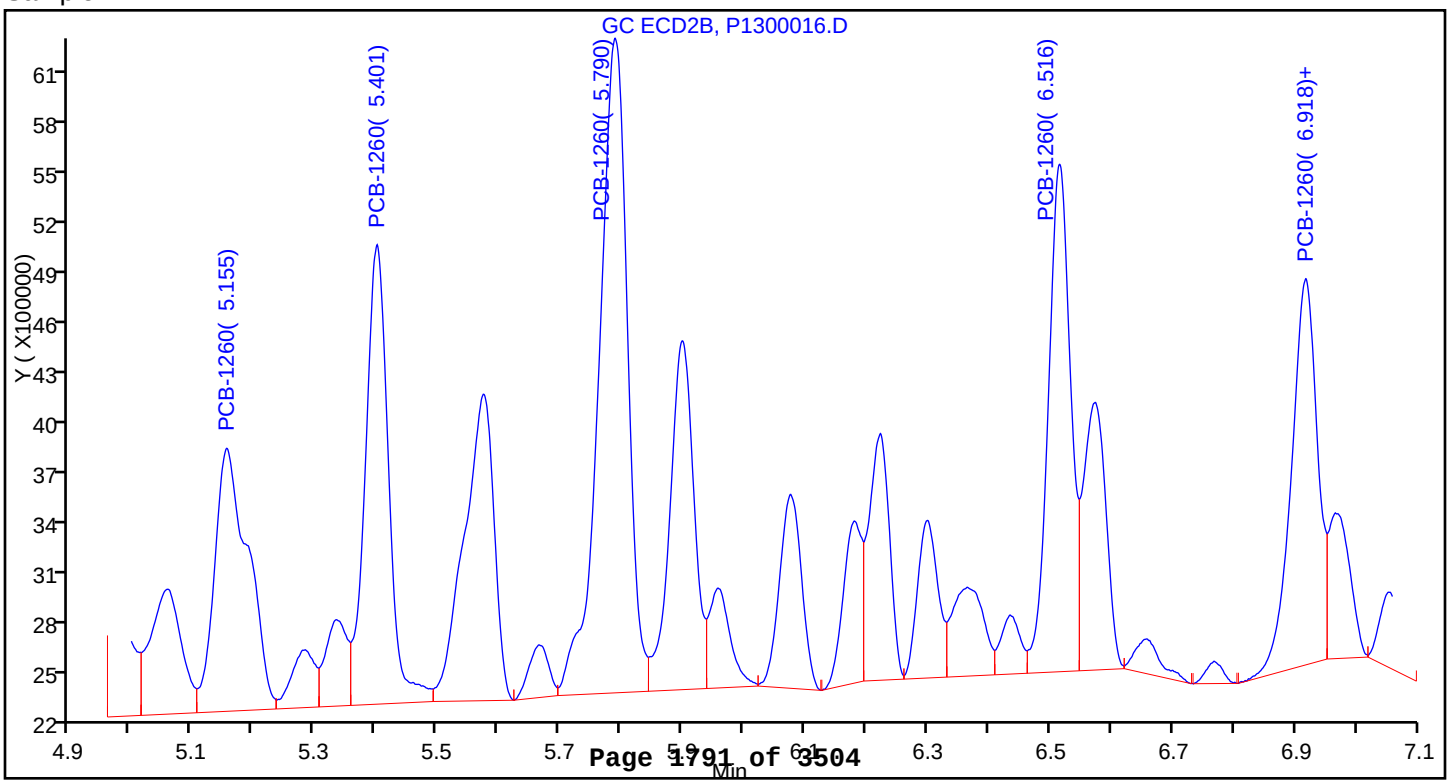

Report Date: 11-May-2015 15:52:39 Chrom Revision: 2.2 09-Apr-2015 10:05:40

TestAmerica Canton

Data File:	\\NCChrom\ChromData\A2HP13\20150501-43172.b\P1300017.D				
Injection Date:	03-May-2015 17:24:46	Instrument ID:	A2HP13		
Lims ID:	240-49697-B-78-A	Lab Sample ID:	240-49697-78		
Client ID:	DR-SB-236-24-27				
Operator ID:		ALS Bottle#:	17	Worklist Smp#:	17
Injection Vol:	1.0 uL	Dil. Factor:	1.0000		
Method:	PCB13	Limit Group:	GC 8082A ICAL		
Column:		Detector	GC ecd2b		

8 PCB-1254, CAS: 11097-69-1

Calibration Sample, Level: 6

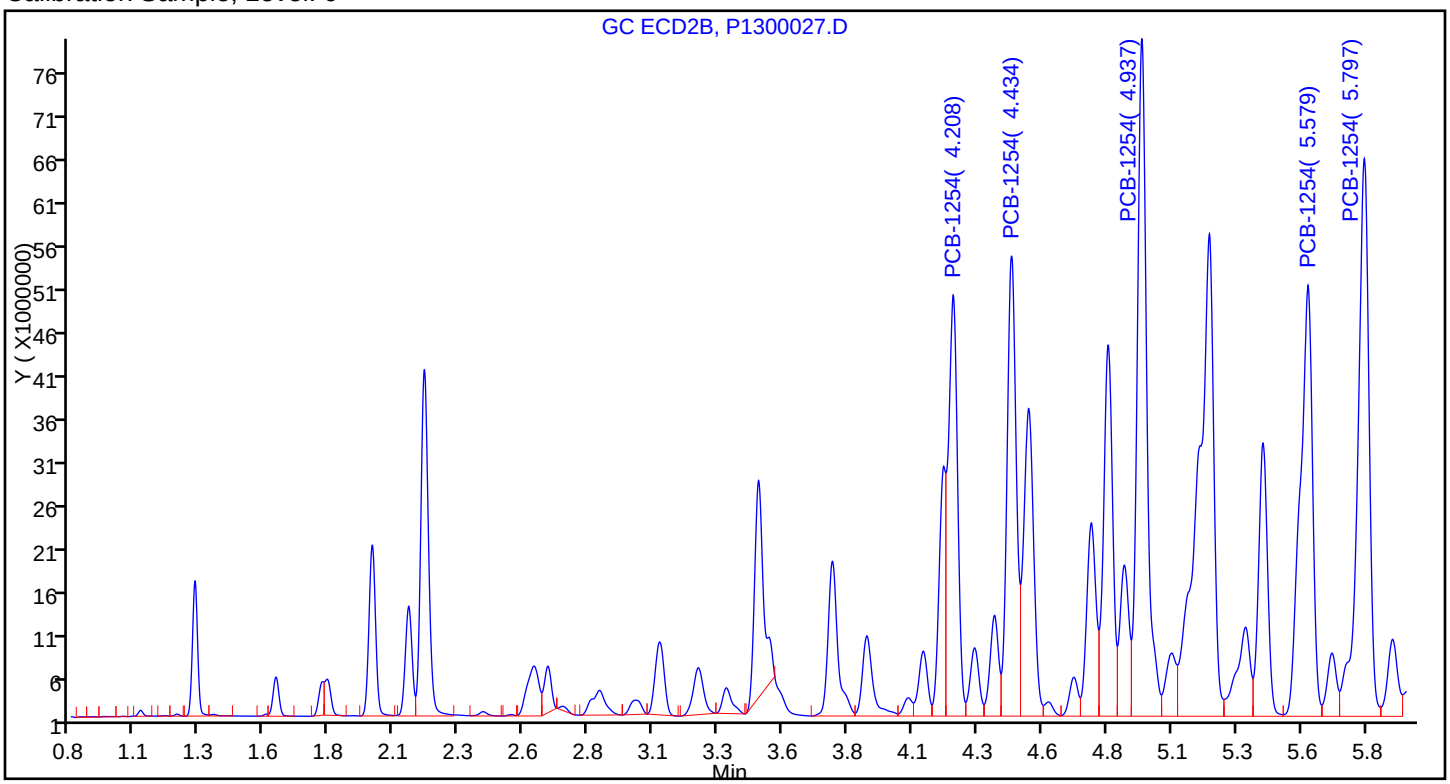

Sample

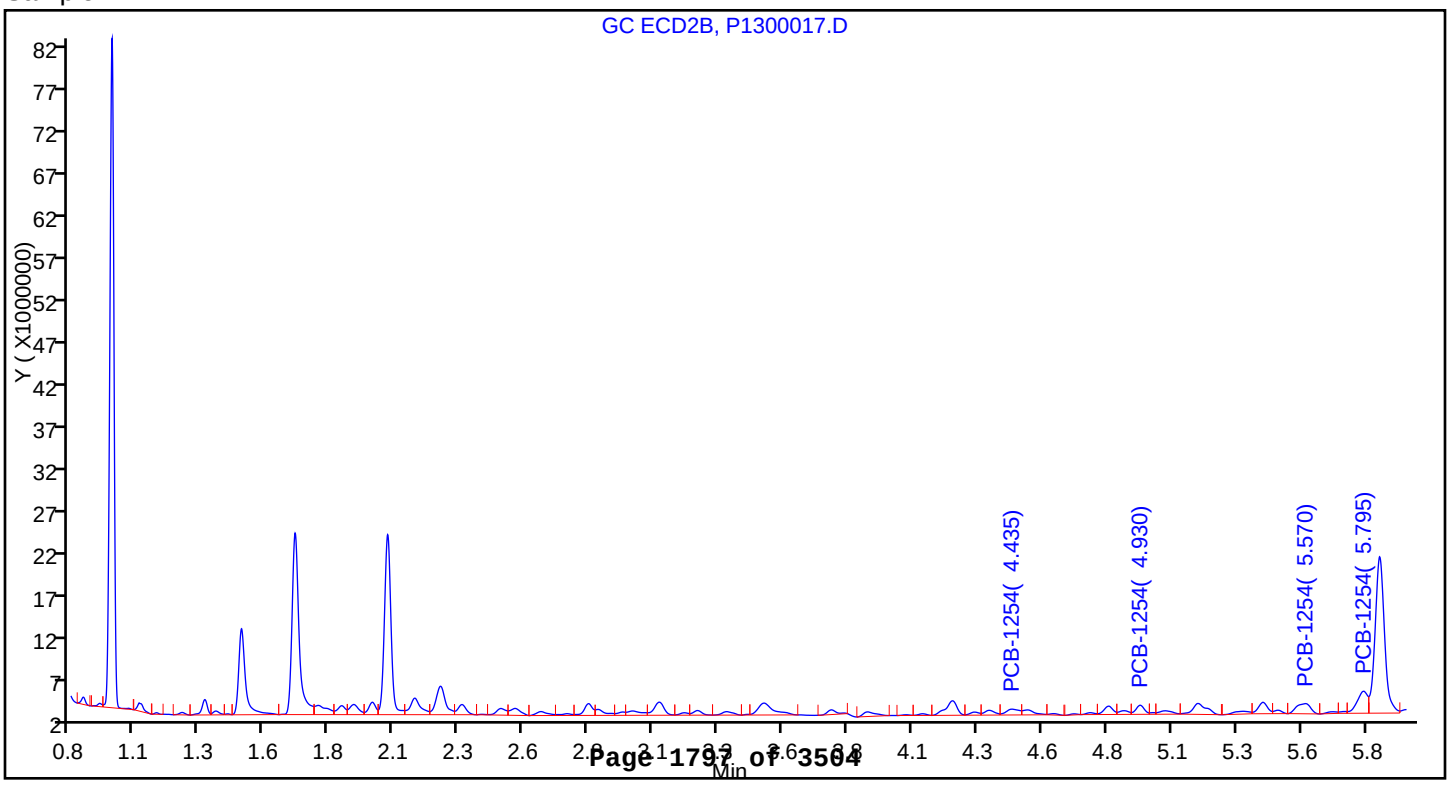

Report Date: 11-May-2015 15:55:18 Chrom Revision: 2.2 09-Apr-2015 10:05:40

TestAmerica Canton

Data File:	\\NCChrom\ChromData\A2HP13\20150505-43267.b\P1300017.D				
Injection Date:	05-May-2015 18:16:30	Instrument ID:	A2HP13		
Lims ID:	240-49697-B-79-A	Lab Sample ID:	240-49697-79		
Client ID:	DR-SB-236-36-39				
Operator ID:		ALS Bottle#:	17	Worklist Smp#:	8
Injection Vol:	1.0 uL	Dil. Factor:	2.0000		
Method:	PCB13	Limit Group:	GC 8082A ICAL		
Column:		Detector	GC ecd2b		

8 PCB-1254, CAS: 11097-69-1

Calibration Sample, Level: 6

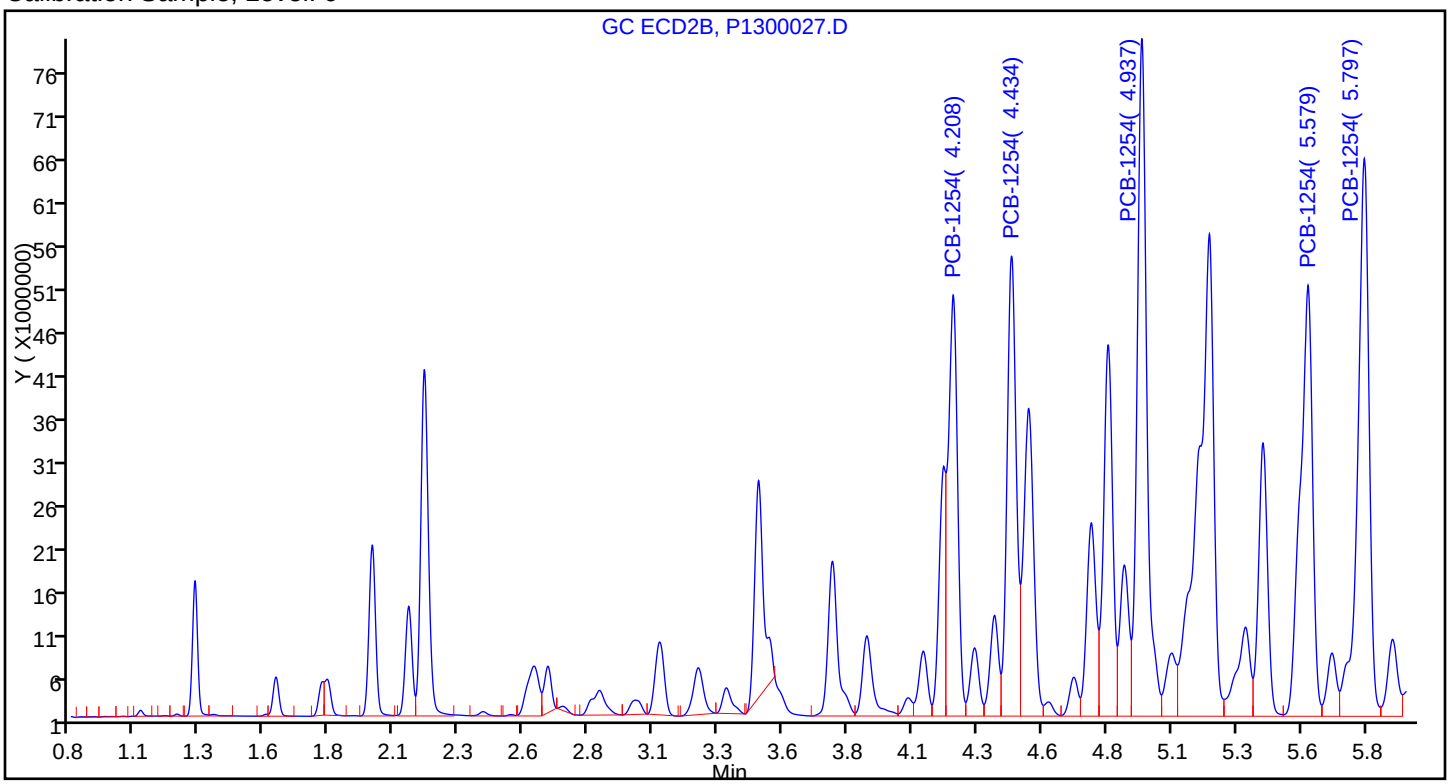

Sample

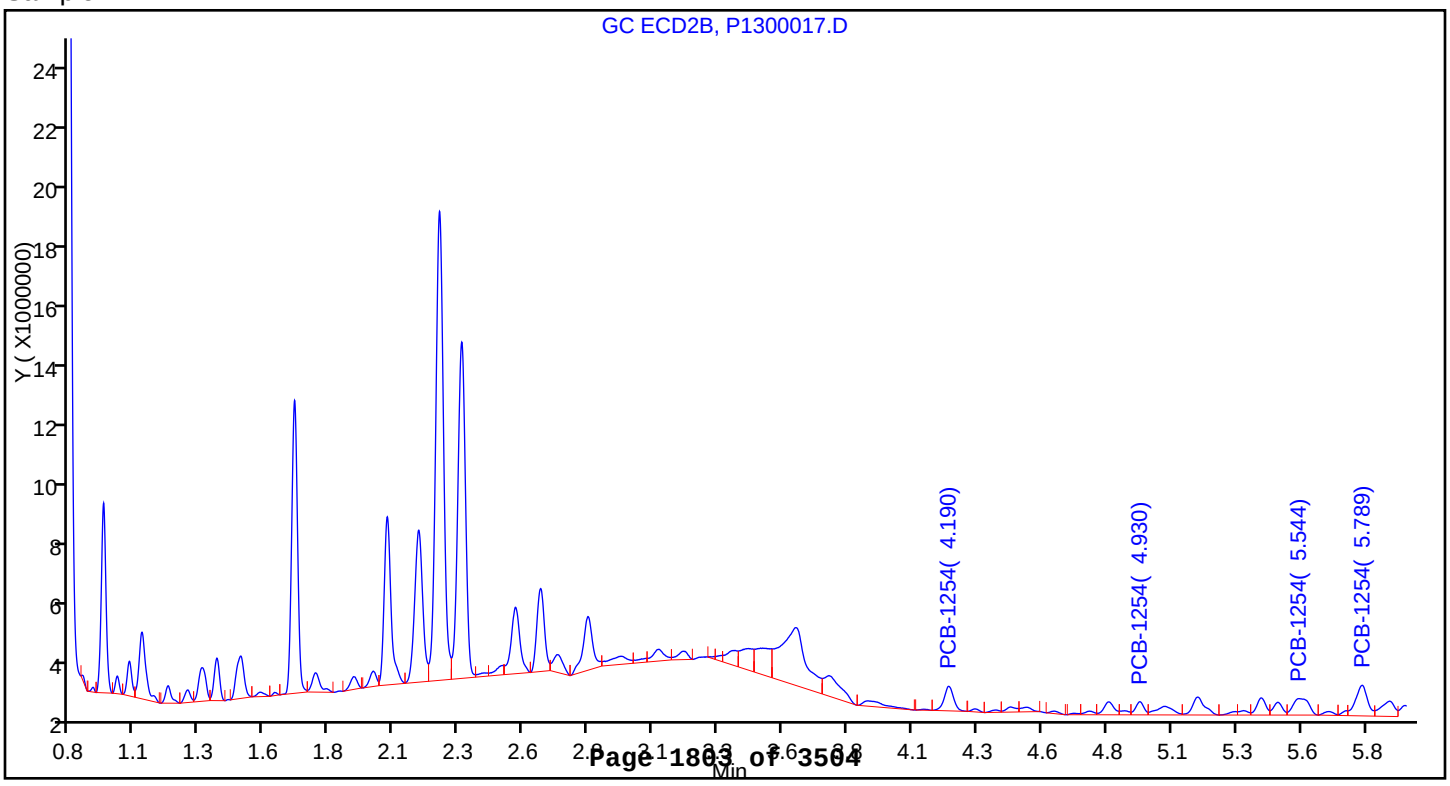

Report Date: 11-May-2015 15:55:18 Chrom Revision: 2.2 09-Apr-2015 10:05:40

TestAmerica Canton

Data File:	\\NCChrom\ChromData\A2HP13\20150505-43267.b\P1300017.D				
Injection Date:	05-May-2015 18:16:30	Instrument ID:	A2HP13		
Lims ID:	240-49697-B-79-A	Lab Sample ID:	240-49697-79		
Client ID:	DR-SB-236-36-39				
Operator ID:		ALS Bottle#:	17	Worklist Smp#:	8
Injection Vol:	1.0 uL	Dil. Factor:	2.0000		
Method:	PCB13	Limit Group:	GC 8082A ICAL		
Column:		Detector	GC ecd2b		

8 PCB-1254, CAS: 11097-69-1

Calibration Sample, Level: 6

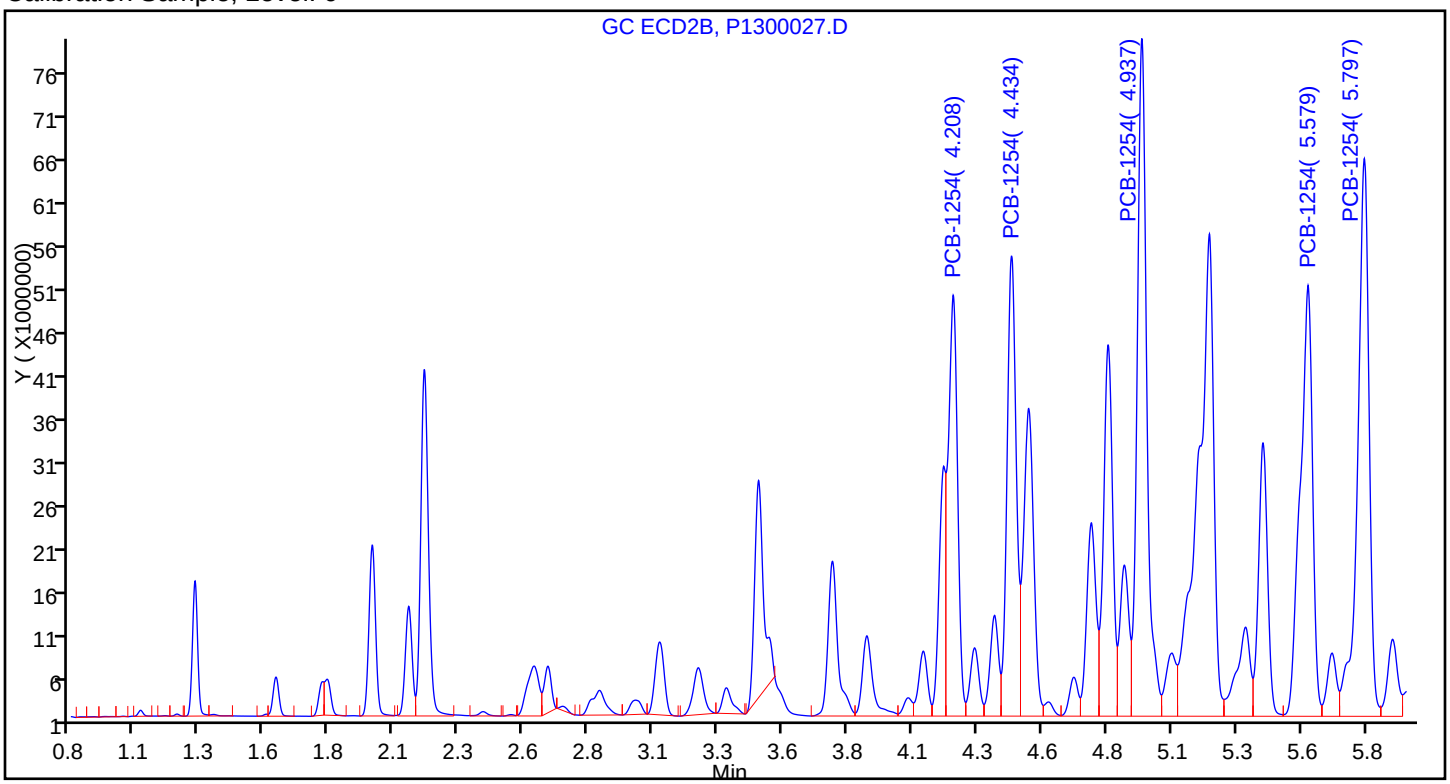

Sample

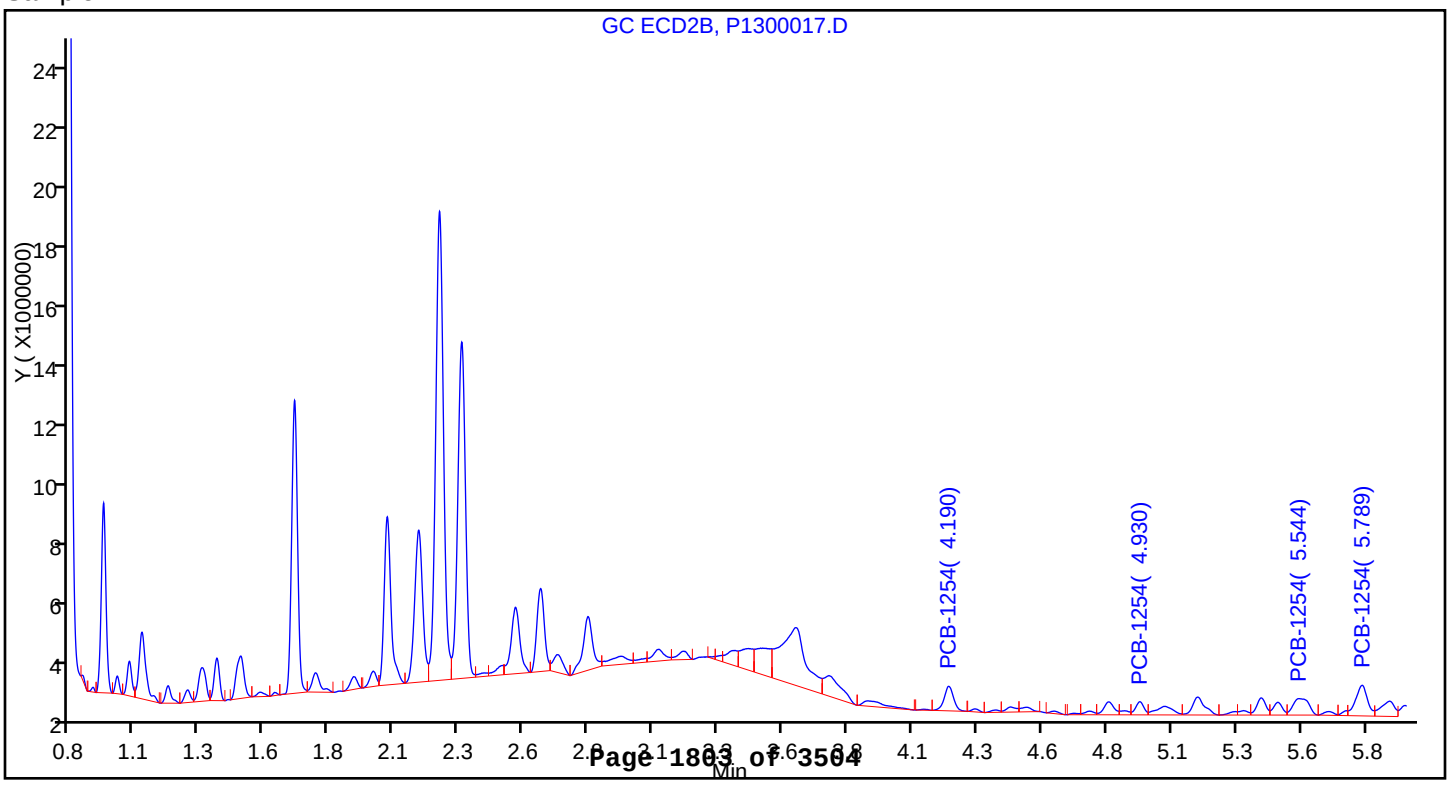

Report Date: 11-May-2015 15:52:59 Chrom Revision: 2.2 09-Apr-2015 10:05:40

TestAmerica Canton

Data File:	\\NCChrom\ChromData\A2HP13\20150501-43172.b\P1300022.D				
Injection Date:	03-May-2015 18:46:54	Instrument ID:	A2HP13		
Lims ID:	240-49697-B-80-A	Lab Sample ID:	240-49697-80		
Client ID:	DR-SB-236-48-51				
Operator ID:		ALS Bottle#:	22	Worklist Smp#:	22
Injection Vol:	1.0 uL	Dil. Factor:	1.0000		
Method:	PCB13	Limit Group:	GC 8082A ICAL		
Column:		Detector	GC ecd2b		

10 PCB-1260, CAS: 11096-82-5

Calibration Sample, Level: 6

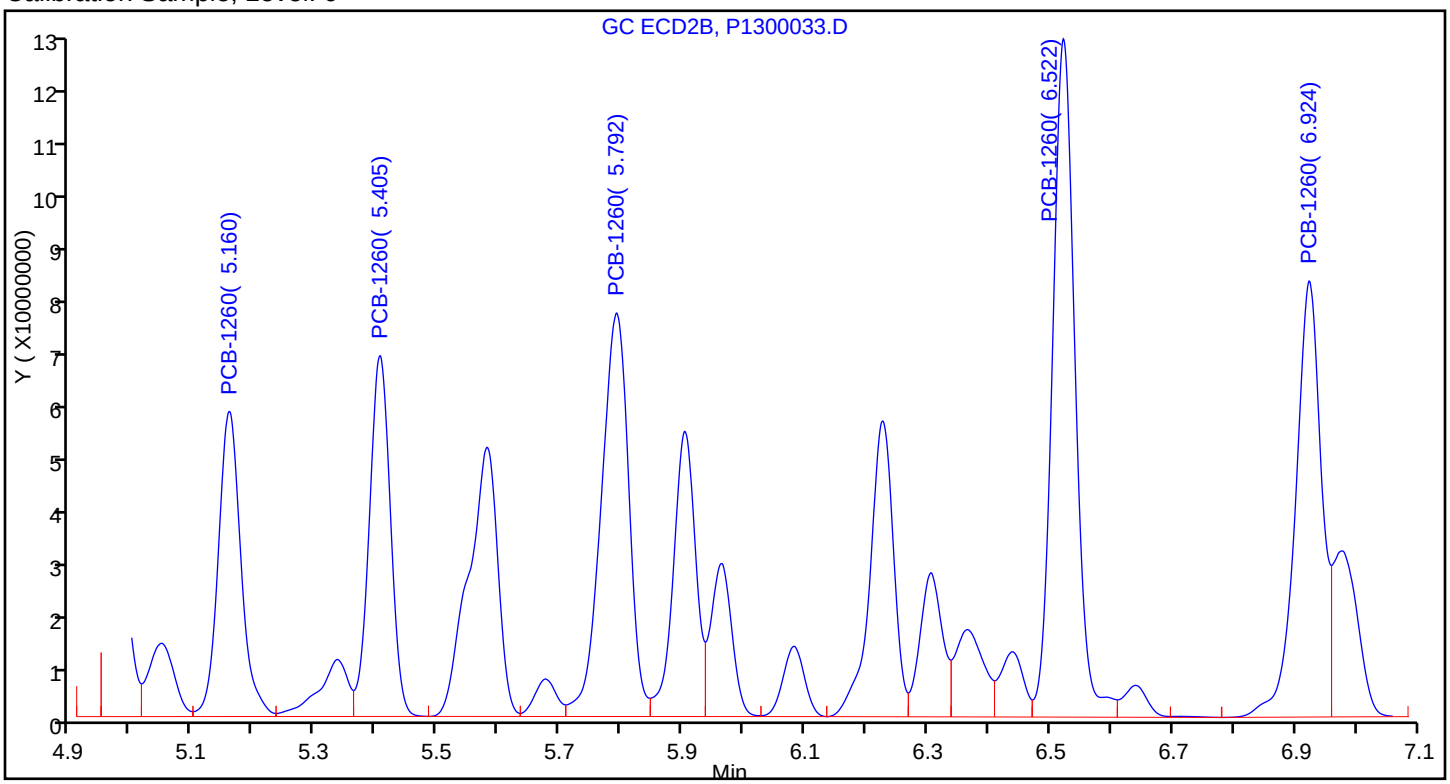

Sample

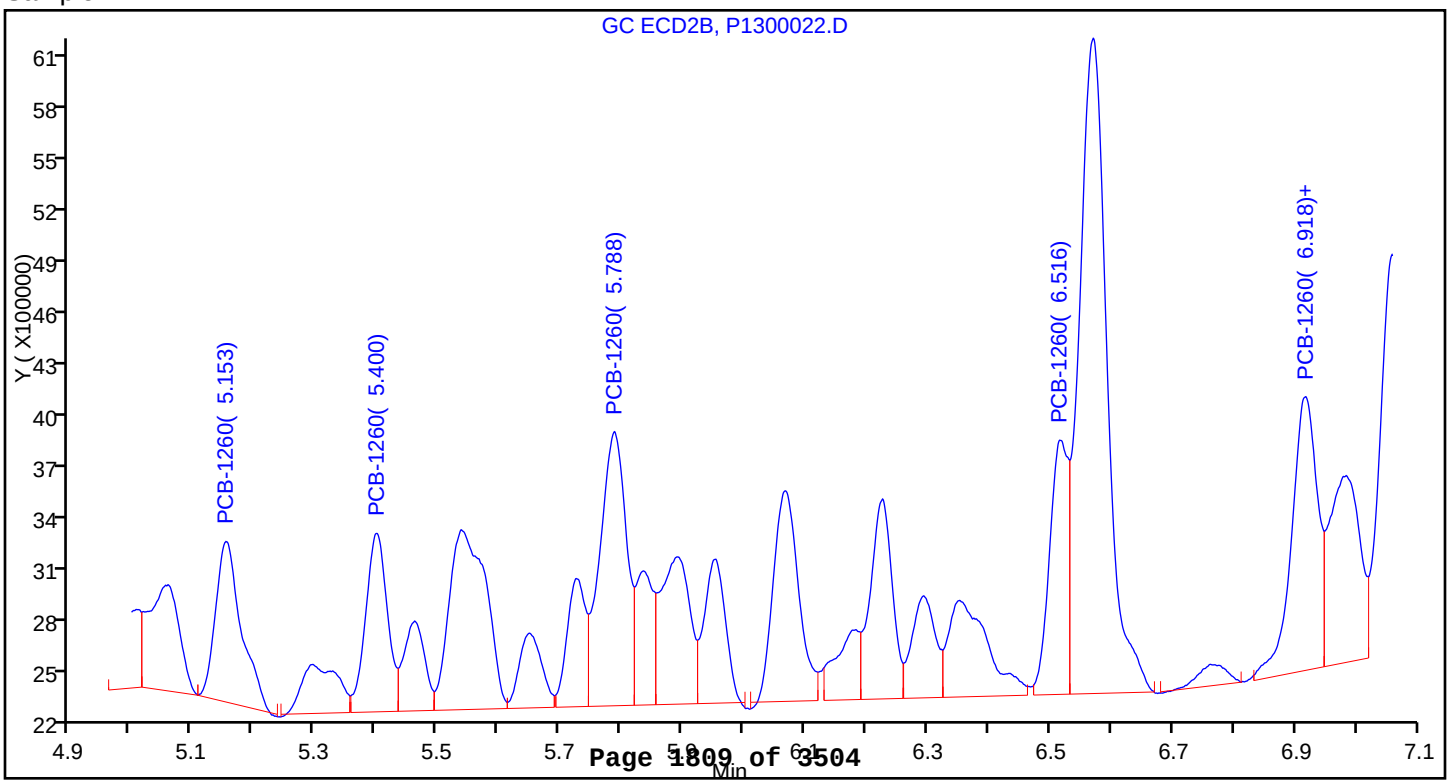

Report Date: 11-May-2015 15:53:08 Chrom Revision: 2.2 09-Apr-2015 10:05:40

TestAmerica Canton

Data File:	\\NCChrom\ChromData\A2HP13\20150501-43172.b\P1300023.D				
Injection Date:	03-May-2015 19:03:17	Instrument ID:	A2HP13		
Lims ID:	240-49697-B-81-A	Lab Sample ID:	240-49697-81		
Client ID:	DR-SB-240-0-3				
Operator ID:		ALS Bottle#:	23	Worklist Smp#:	23
Injection Vol:	1.0 uL	Dil. Factor:	1.0000		
Method:	PCB13	Limit Group:	GC 8082A ICAL		
Column:		Detector	GC ecd2b		

8 PCB-1254, CAS: 11097-69-1

Calibration Sample, Level: 6

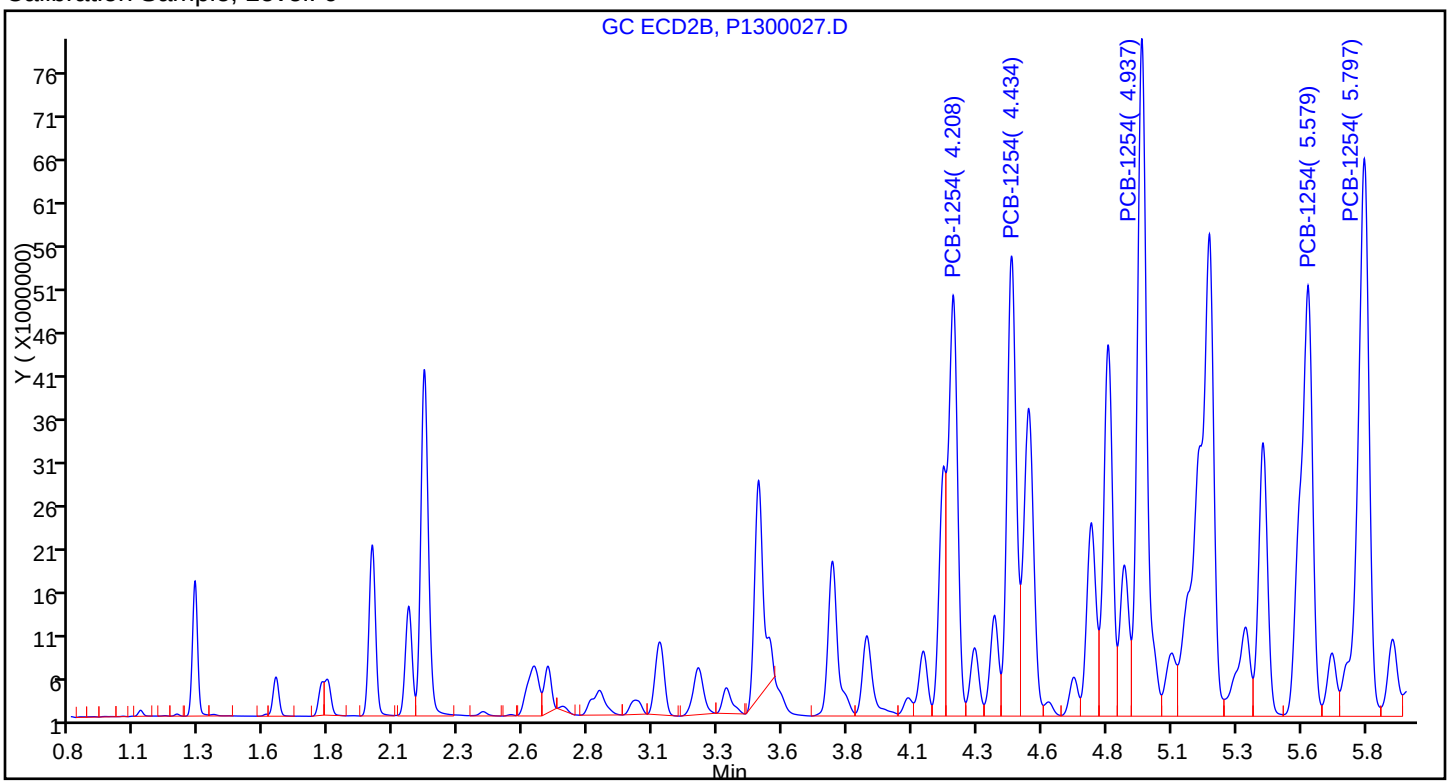

Sample

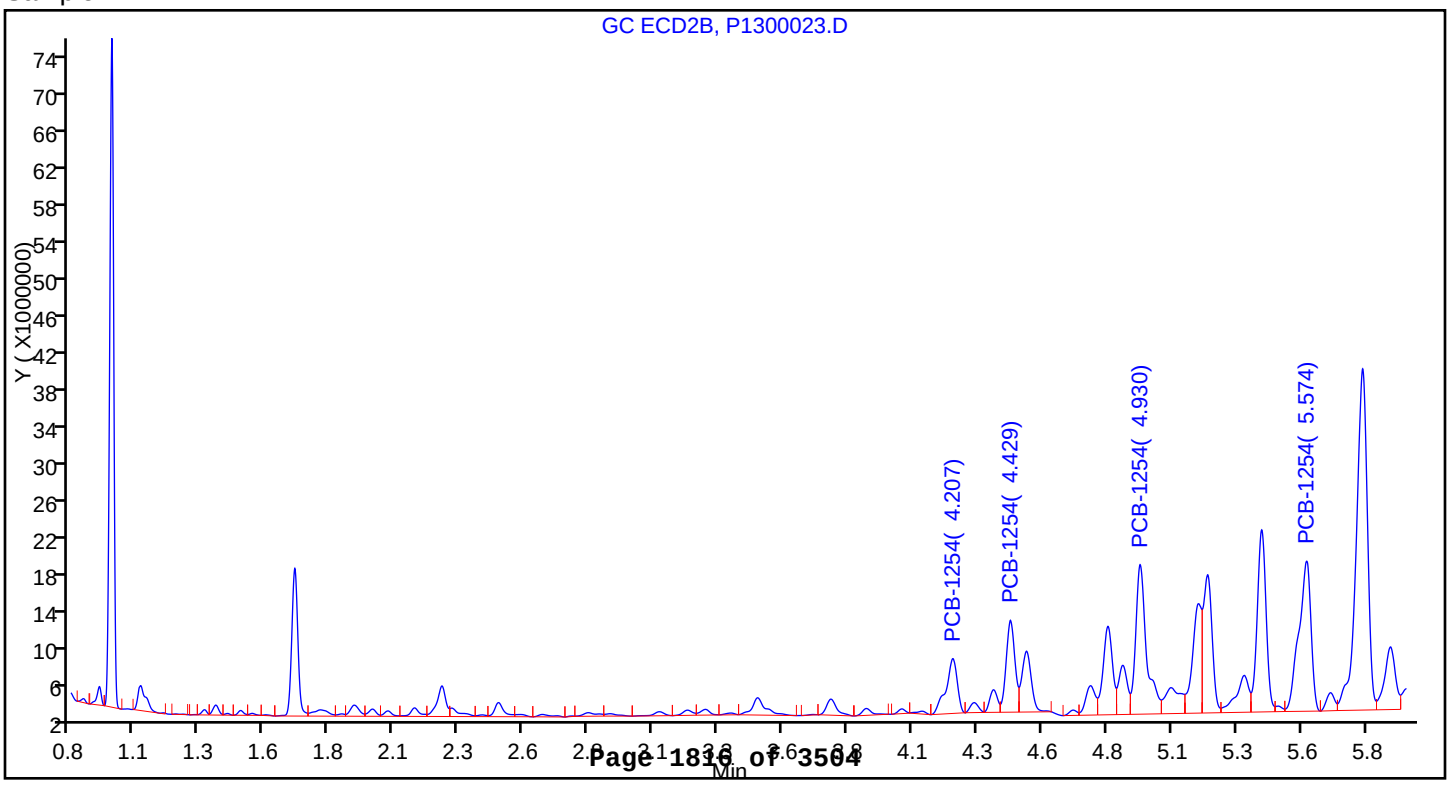

Report Date: 11-May-2015 15:53:25 Chrom Revision: 2.2 09-Apr-2015 10:05:40

TestAmerica Canton

Data File:	\\NCChrom\ChromData\A2HP13\20150501-43172.b\P1300024.D				
Injection Date:	03-May-2015 19:19:41	Instrument ID:	A2HP13		
Lims ID:	240-49697-B-82-A	Lab Sample ID:	240-49697-82		
Client ID:	DR-SB-240-24-27				
Operator ID:		ALS Bottle#:	24	Worklist Smp#:	24
Injection Vol:	1.0 uL	Dil. Factor:	1.0000		
Method:	PCB13	Limit Group:	GC 8082A ICAL		
Column:		Detector	GC ecd2b		

8 PCB-1254, CAS: 11097-69-1

Calibration Sample, Level: 6

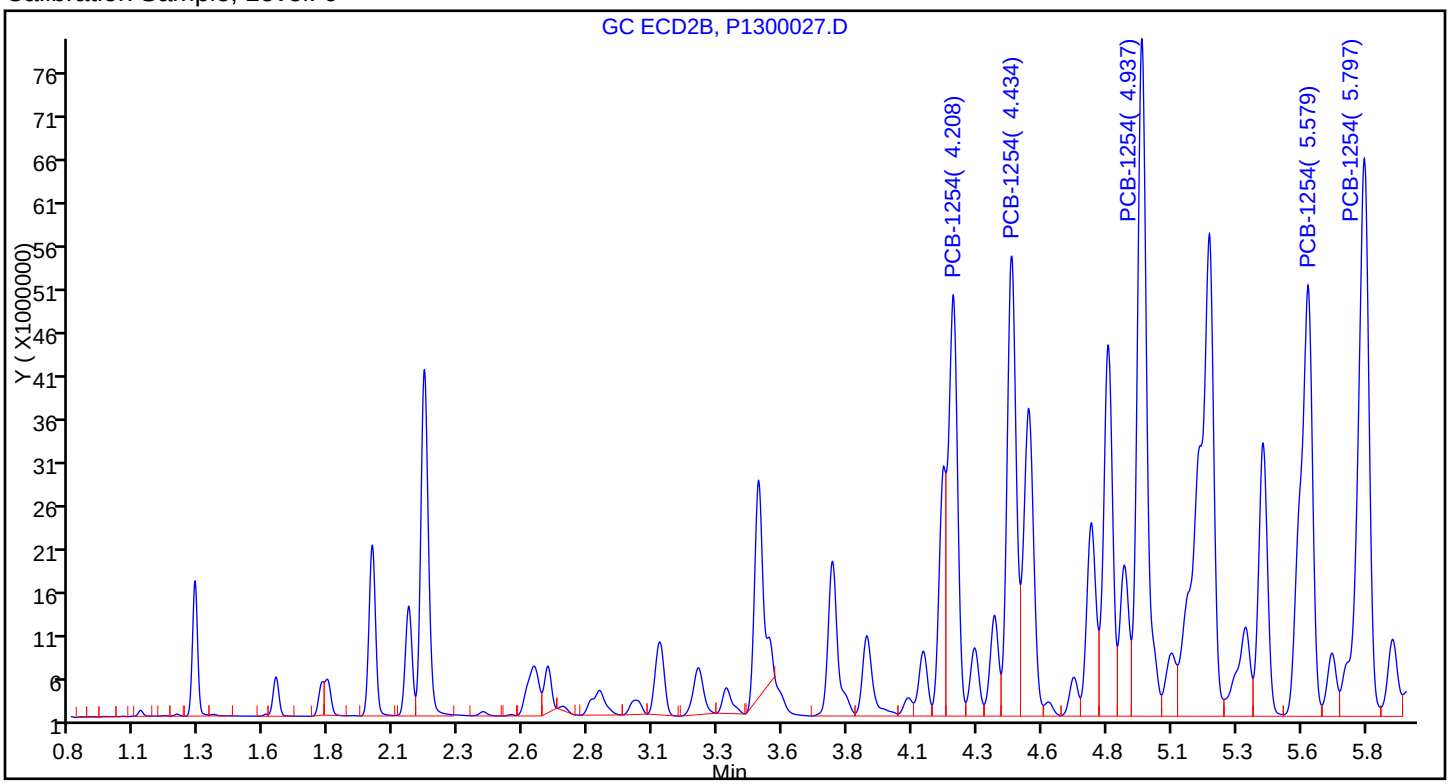

Sample

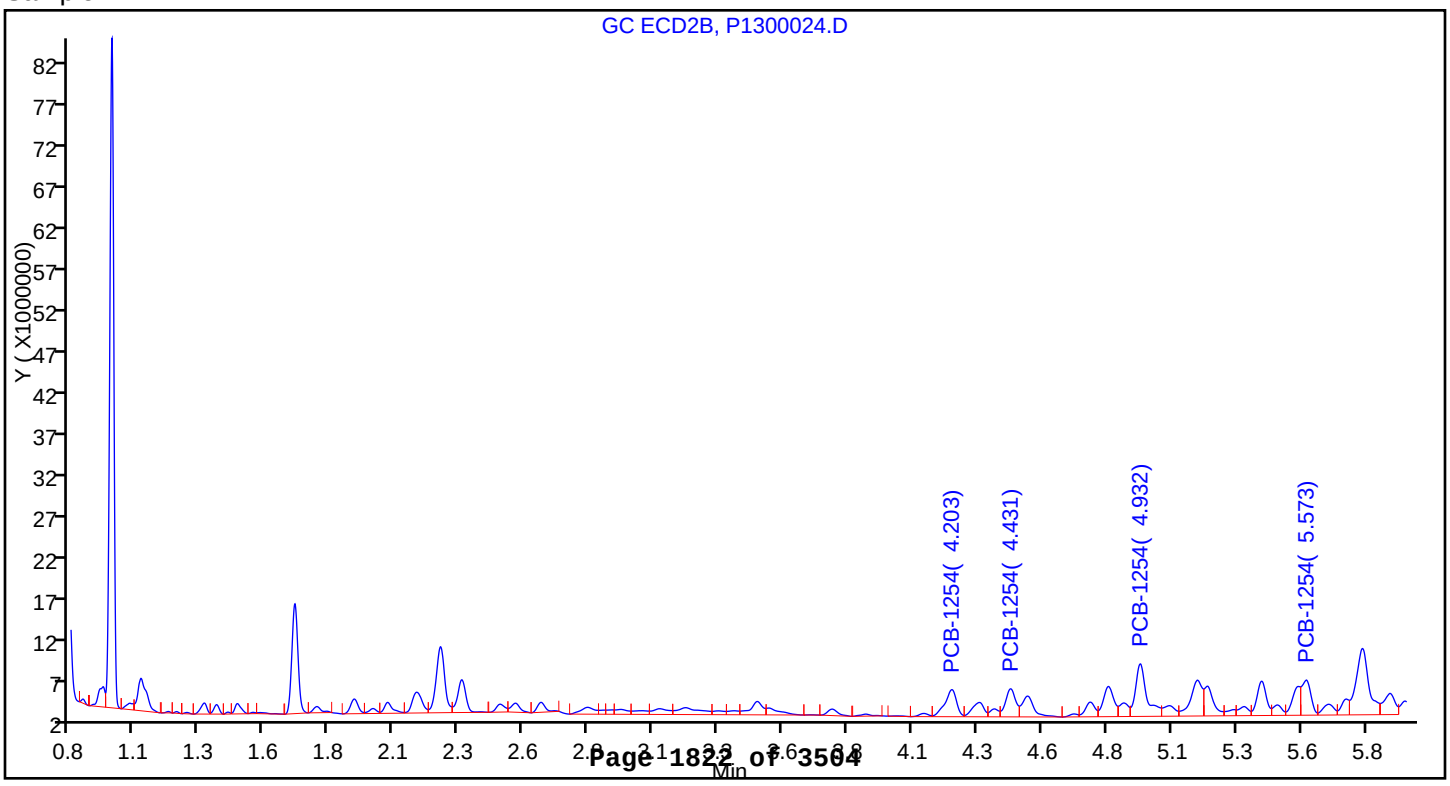

Report Date: 11-May-2015 15:55:33 Chrom Revision: 2.2 09-Apr-2015 10:05:40

TestAmerica Canton

Data File:	\\NCChrom\ChromData\A2HP13\20150505-43267.b\P1300019.D				
Injection Date:	05-May-2015 18:49:24	Instrument ID:	A2HP13		
Lims ID:	240-49697-B-83-A	Lab Sample ID:	240-49697-83		
Client ID:	DR-SB-240-36-39				
Operator ID:		ALS Bottle#:	19	Worklist Smp#:	10
Injection Vol:	1.0 uL	Dil. Factor:	2.0000		
Method:	PCB13	Limit Group:	GC 8082A ICAL		
Column:		Detector	GC ecd2b		

8 PCB-1254, CAS: 11097-69-1

Calibration Sample, Level: 6

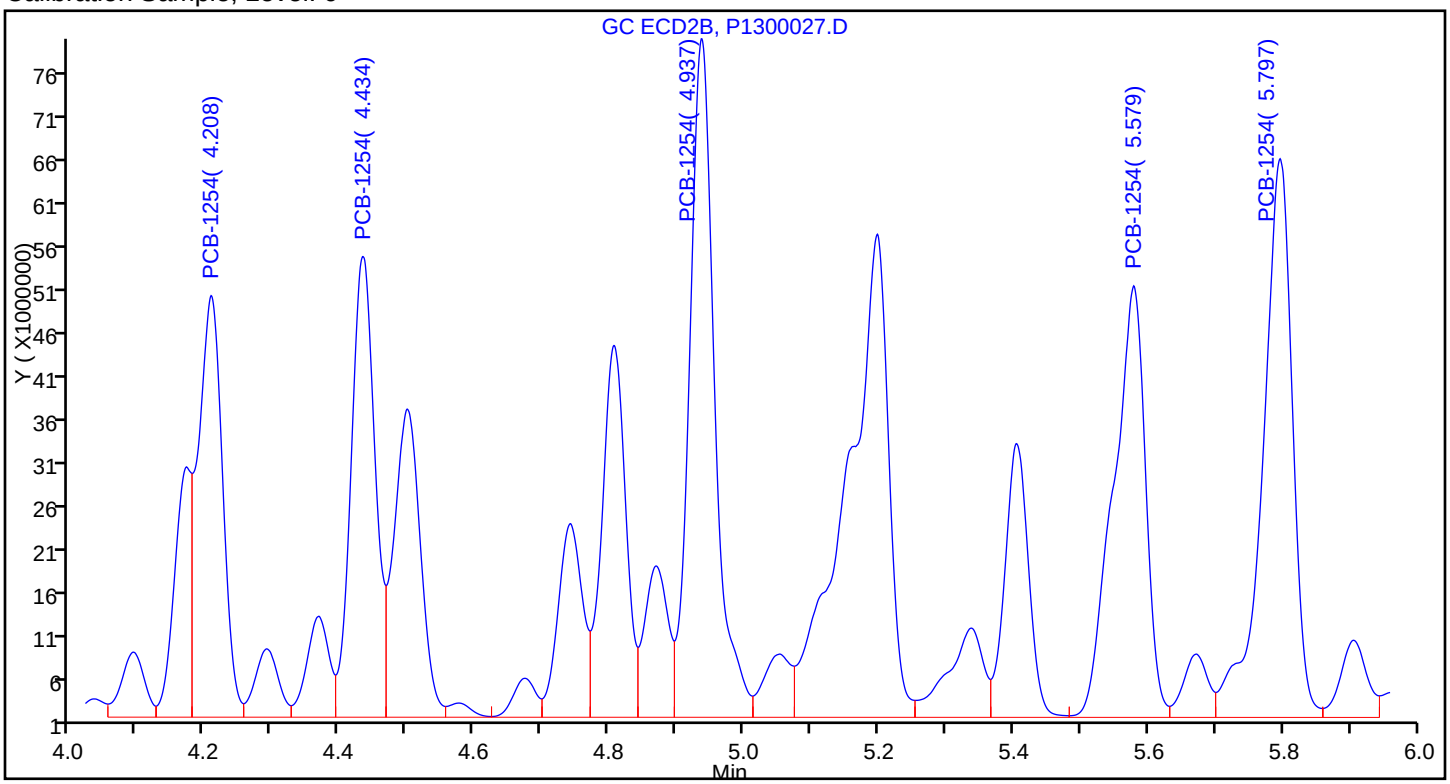

Sample

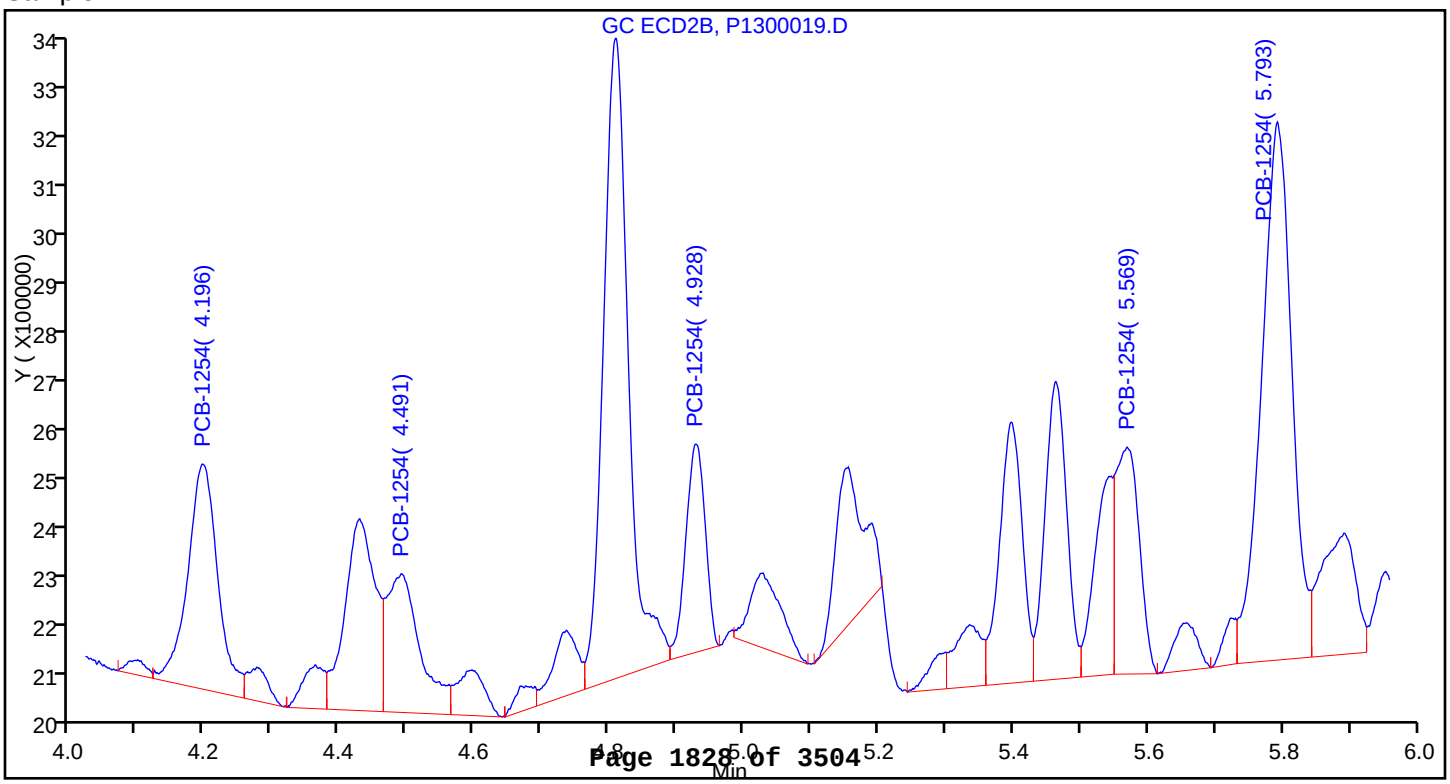

Report Date: 11-May-2015 15:53:42 Chrom Revision: 2.2 09-Apr-2015 10:05:40

TestAmerica Canton

Data File:	\\NCChrom\ChromData\A2HP13\20150501-43172.b\P1300026.D				
Injection Date:	03-May-2015 19:52:34	Instrument ID:	A2HP13		
Lims ID:	240-49697-B-84-A	Lab Sample ID:	240-49697-84		
Client ID:	DR-SB-240-48-51				
Operator ID:		ALS Bottle#:	26	Worklist Smp#:	26
Injection Vol:	1.0 uL	Dil. Factor:	1.0000		
Method:	PCB13	Limit Group:	GC 8082A ICAL		
Column:		Detector	GC ecd2b		

8 PCB-1254, CAS: 11097-69-1

Calibration Sample, Level: 6

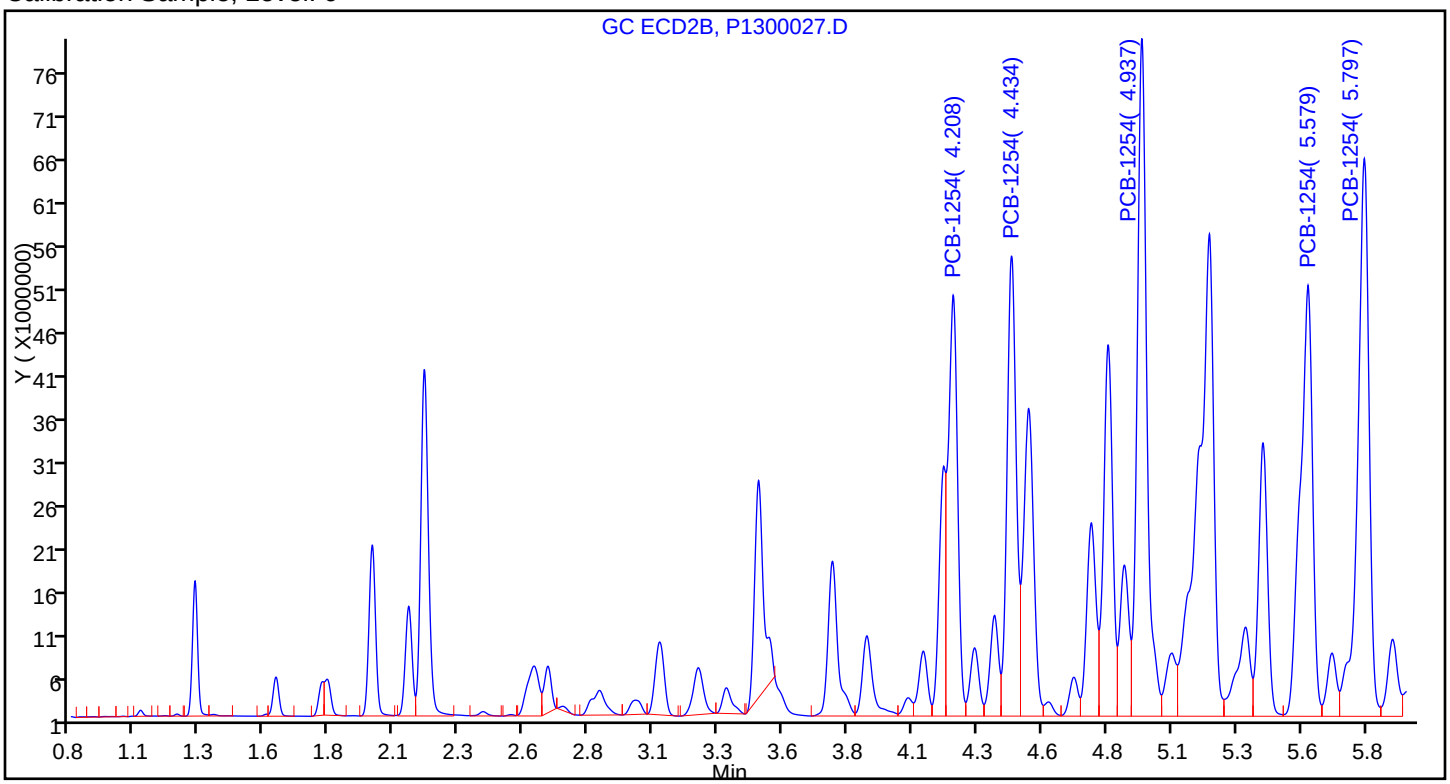

Sample

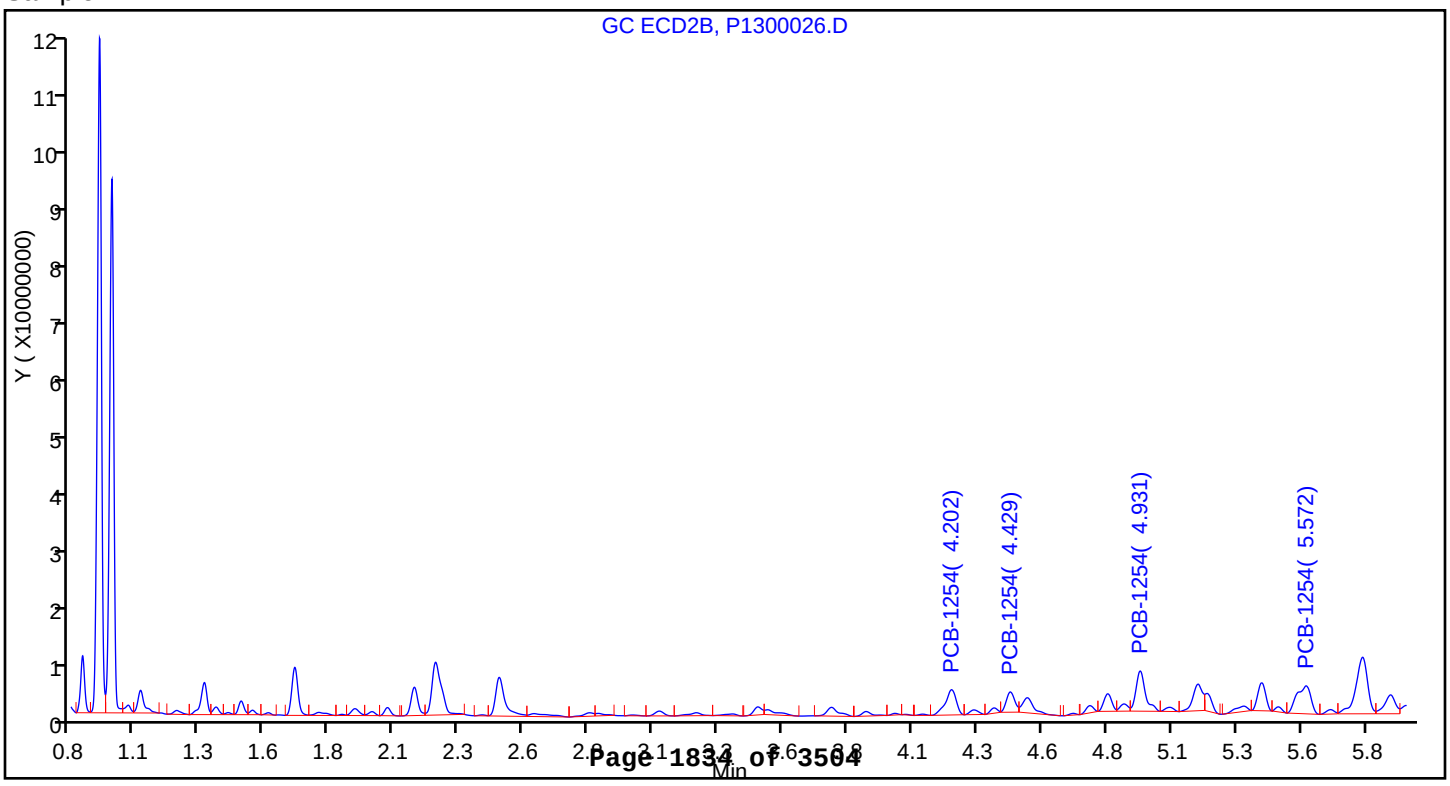

Report Date: 11-May-2015 15:53:50 Chrom Revision: 2.2 09-Apr-2015 10:05:40

TestAmerica Canton

Data File:	\\NCChrom\ChromData\A2HP13\20150501-43172.b\P1300027.D				
Injection Date:	03-May-2015 20:08:58	Instrument ID:	A2HP13		
Lims ID:	240-49697-B-85-A	Lab Sample ID:	240-49697-85		
Client ID:	DR-SB-245-0-3				
Operator ID:		ALS Bottle#:	27	Worklist Smp#:	27
Injection Vol:	1.0 uL	Dil. Factor:	1.0000		
Method:	PCB13	Limit Group:	GC 8082A ICAL		
Column:		Detector	GC ecd2b		

8 PCB-1254, CAS: 11097-69-1

Calibration Sample, Level: 6

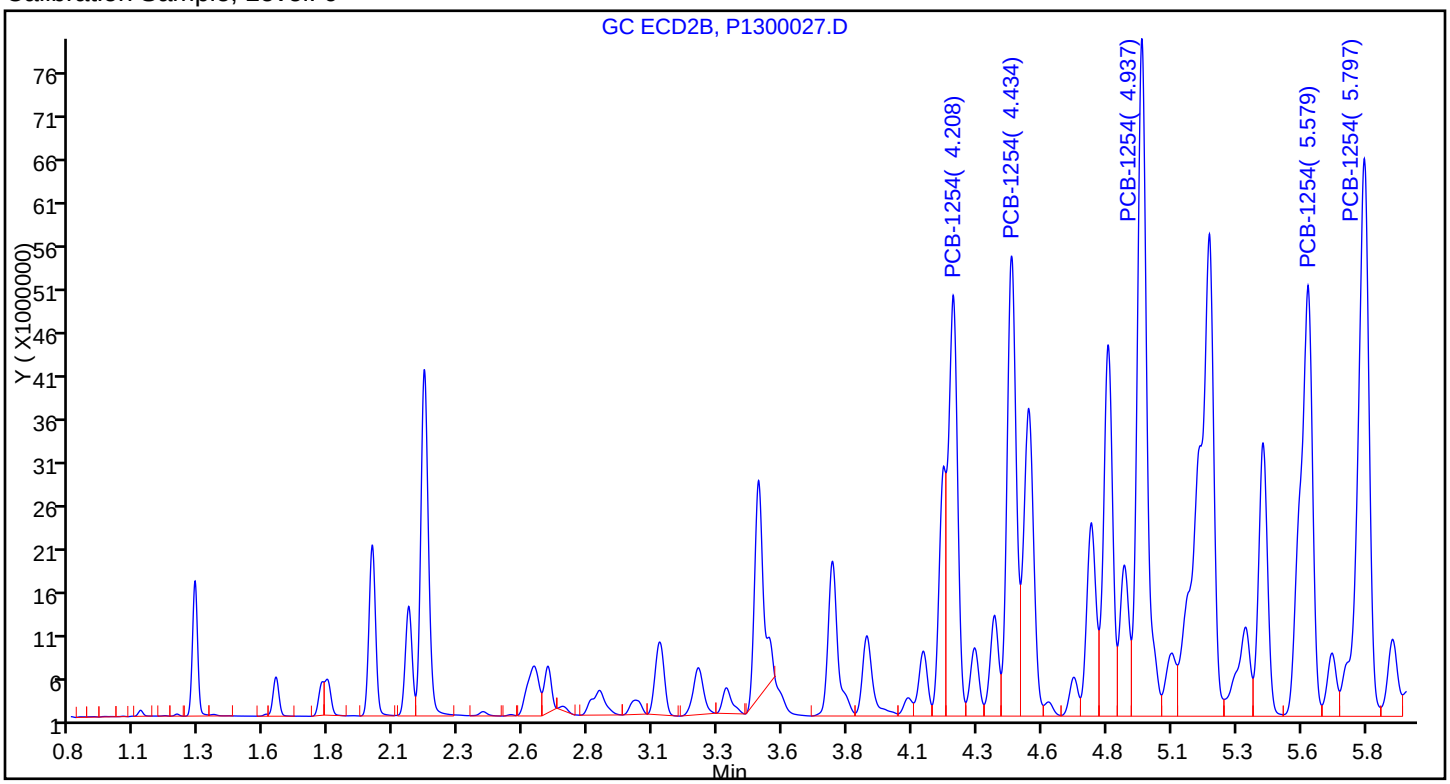

Sample

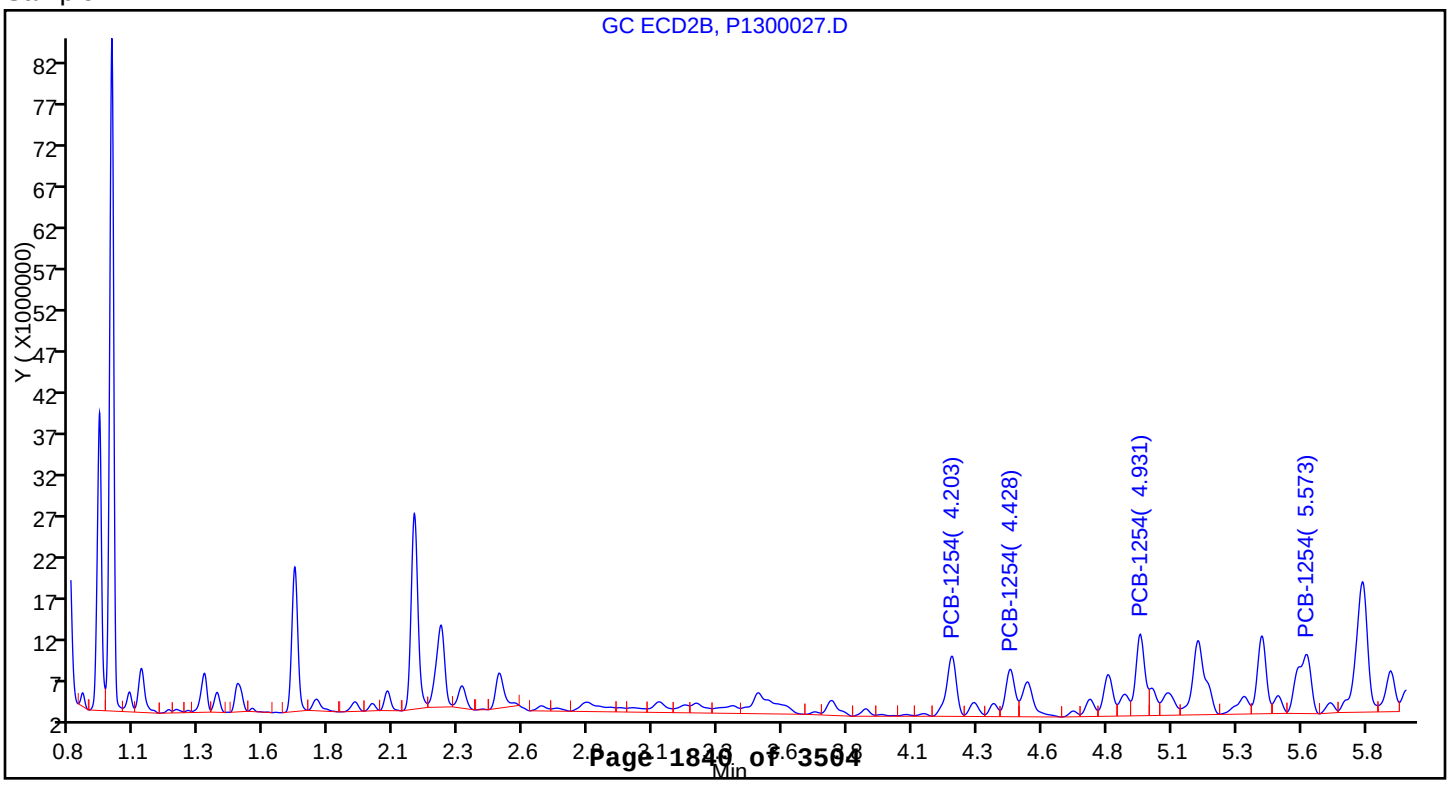

Report Date: 11-May-2015 15:53:59 Chrom Revision: 2.2 09-Apr-2015 10:05:40

TestAmerica Canton

Data File:	\\NCChrom\ChromData\A2HP13\20150501-43172.b\P1300028.D				
Injection Date:	03-May-2015 20:25:21	Instrument ID:	A2HP13		
Lims ID:	240-49697-B-86-A	Lab Sample ID:	240-49697-86		
Client ID:	DR-SB-245-24-27				
Operator ID:		ALS Bottle#:	28	Worklist Smp#:	28
Injection Vol:	1.0 uL	Dil. Factor:	1.0000		
Method:	PCB13	Limit Group:	GC 8082A ICAL		
Column:		Detector	GC ecd2b		

8 PCB-1254, CAS: 11097-69-1

Calibration Sample, Level: 6

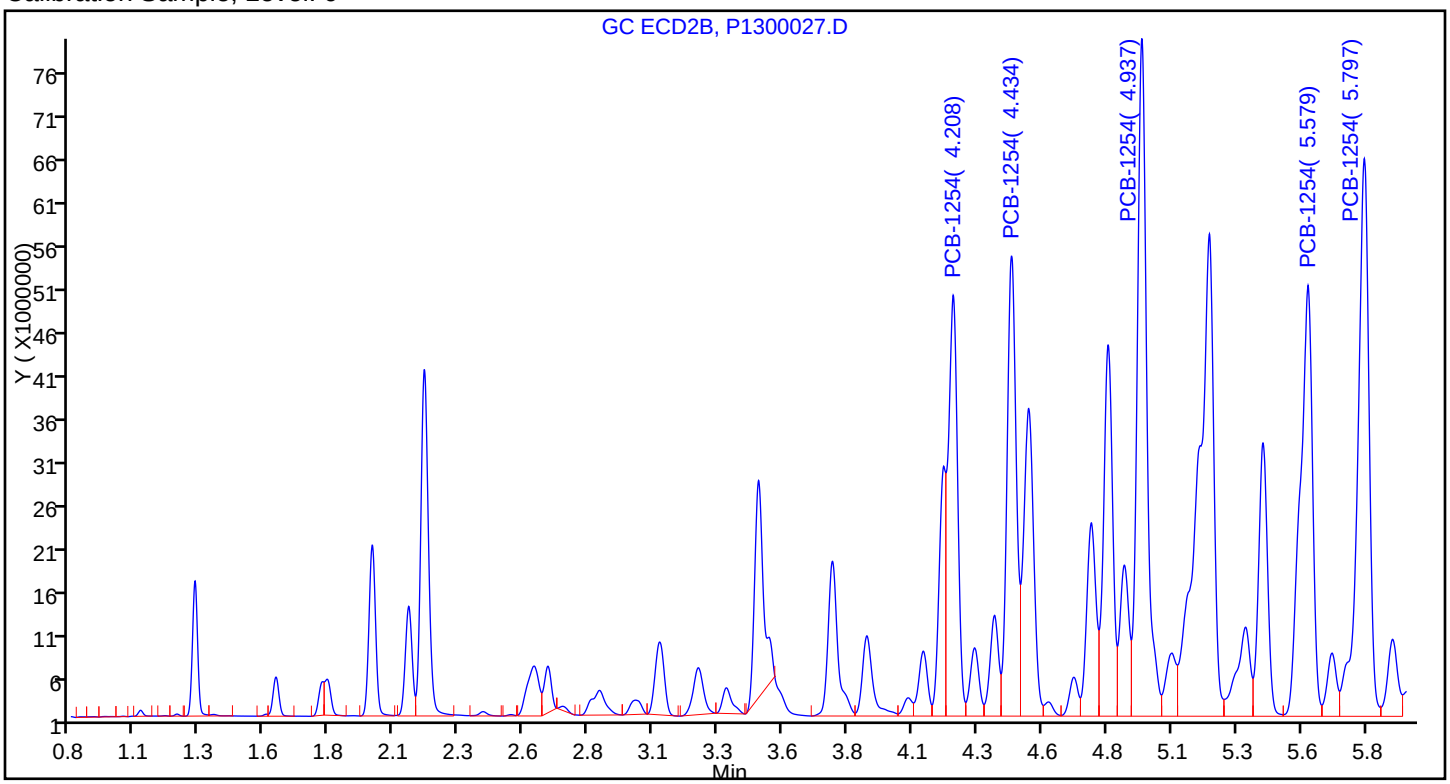

Sample

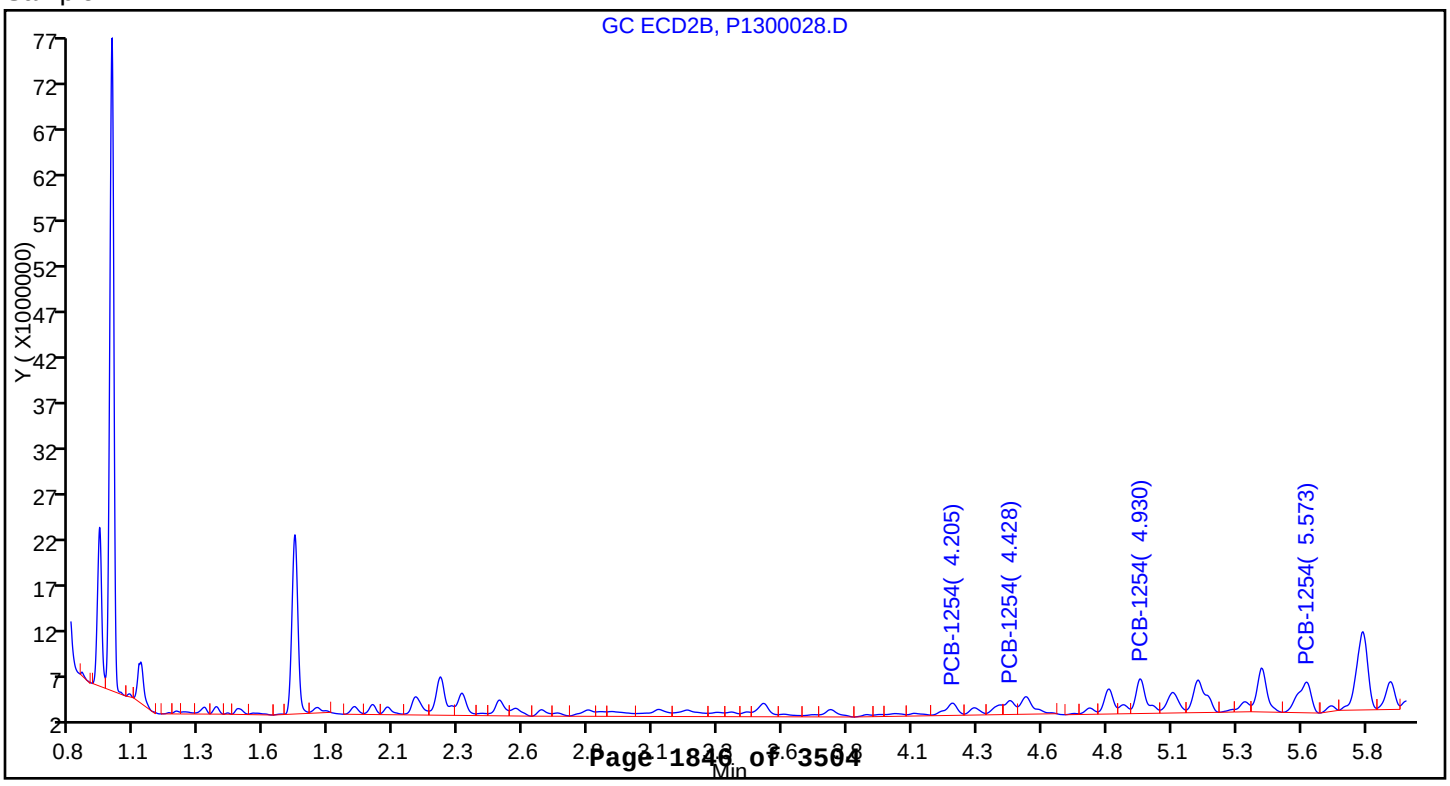

Report Date: 11-May-2015 15:54:09 Chrom Revision: 2.2 09-Apr-2015 10:05:40

TestAmerica Canton

Data File:	\\NCChrom\ChromData\A2HP13\20150501-43172.b\P1300029.D				
Injection Date:	03-May-2015 20:41:52	Instrument ID:	A2HP13		
Lims ID:	240-49697-B-87-A	Lab Sample ID:	240-49697-87		
Client ID:	DR-SB-245-36-39				
Operator ID:		ALS Bottle#:	29	Worklist Smp#:	29
Injection Vol:	1.0 uL	Dil. Factor:	1.0000		
Method:	PCB13	Limit Group:	GC 8082A ICAL		
Column:		Detector	GC ecd2b		

8 PCB-1254, CAS: 11097-69-1

Calibration Sample, Level: 6

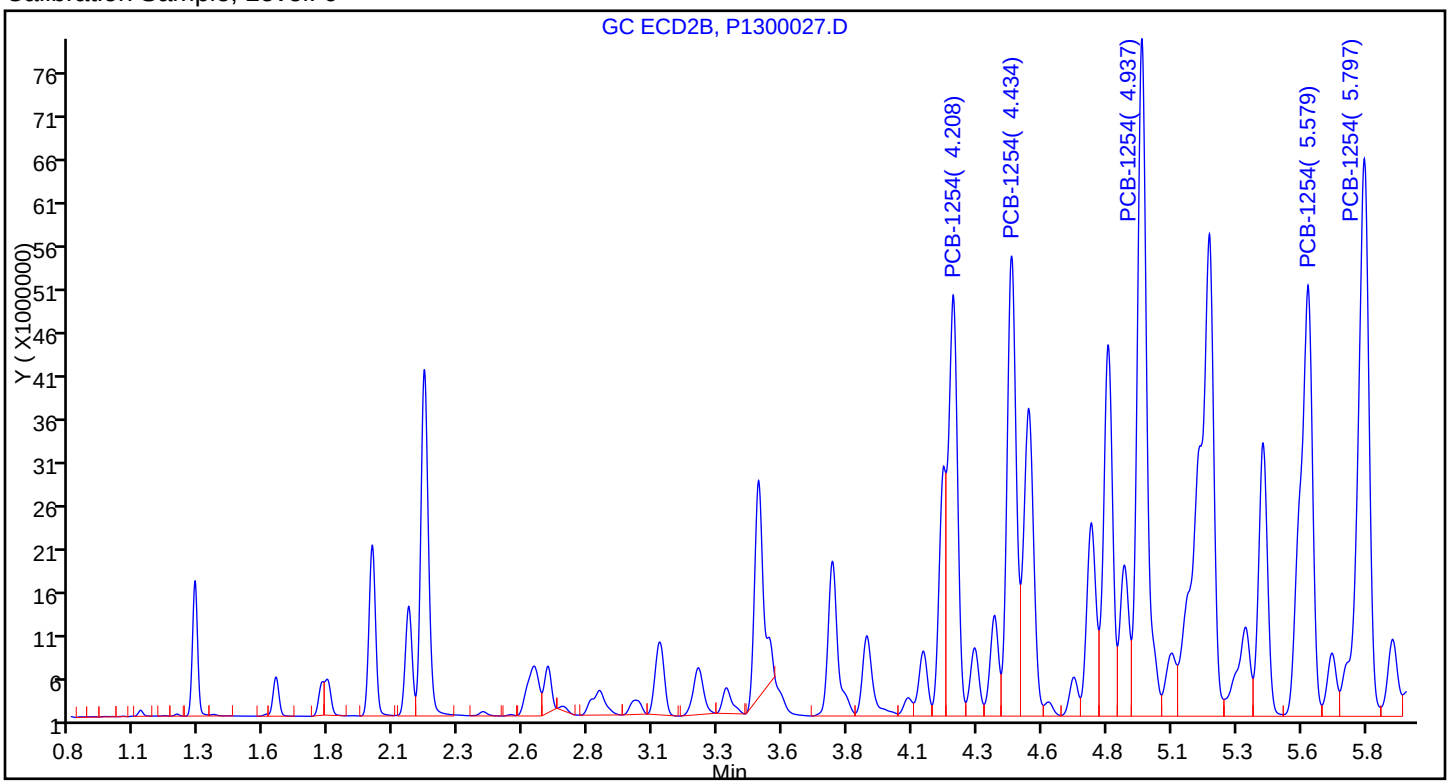

Sample

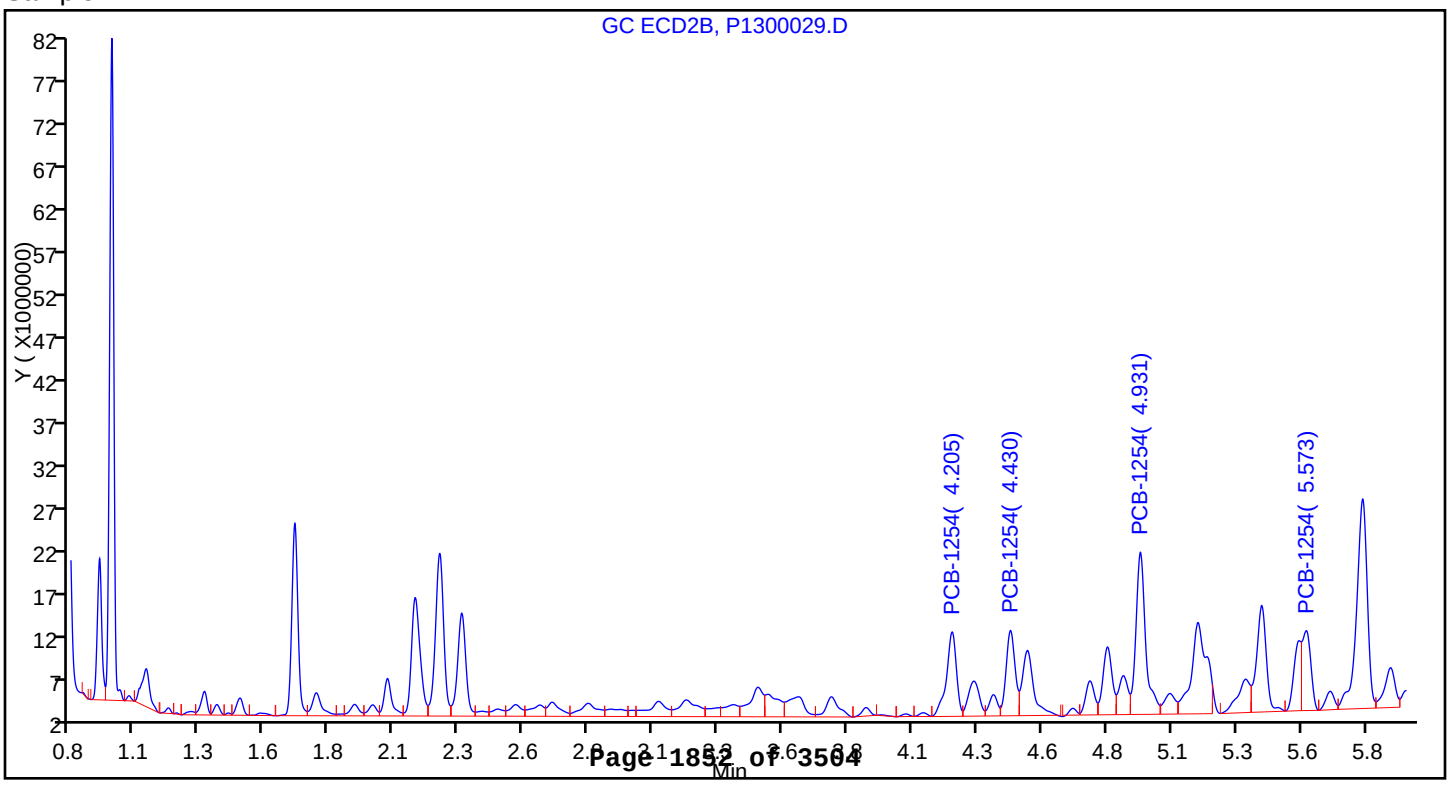

Report Date: 11-May-2015 15:55:46 Chrom Revision: 2.2 09-Apr-2015 10:05:40

TestAmerica Canton

Data File:	\\NCChrom\ChromData\A2HP13\20150505-43267.b\P1300021.D				
Injection Date:	05-May-2015 19:22:13	Instrument ID:	A2HP13		
Lims ID:	240-49697-B-88-A	Lab Sample ID:	240-49697-88		
Client ID:	DR-SB-245-48-51				
Operator ID:		ALS Bottle#:	21	Worklist Smp#:	12
Injection Vol:	1.0 uL	Dil. Factor:	5.0000		
Method:	PCB13	Limit Group:	GC 8082A ICAL		
Column:		Detector	GC ecd2b		

8 PCB-1254, CAS: 11097-69-1

Calibration Sample, Level: 6

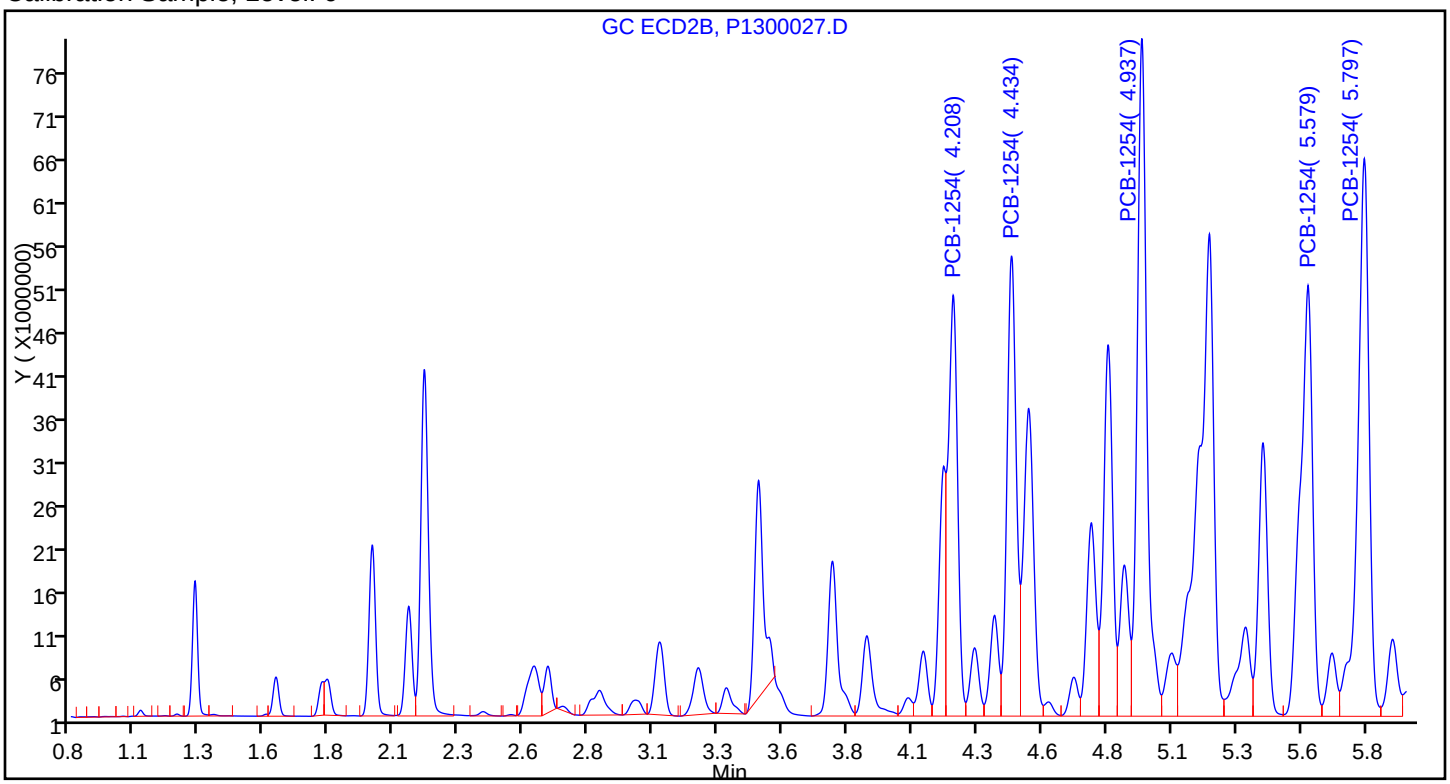

Sample

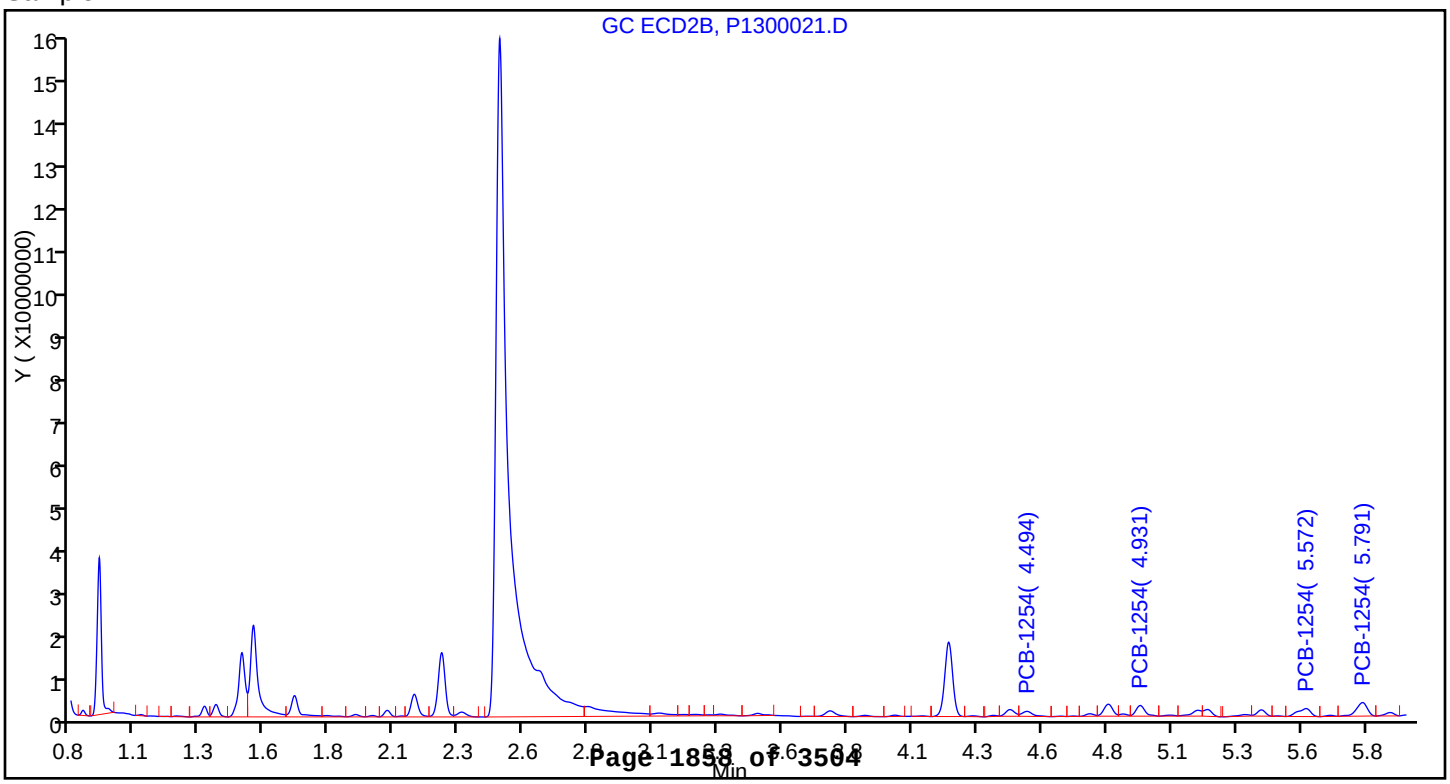

Report Date: 04-May-2015 18:37:53 Chrom Revision: 2.2 09-Apr-2015 10:05:40

TestAmerica Canton

Data File:	\\NCChrom\ChromData\A2HP13\20150501-43172.b\P1300031.D				
Injection Date:	03-May-2015 21:14:41	Instrument ID:	A2HP13		
Lims ID:	240-49697-B-89-A	Lab Sample ID:	240-49697-89		
Client ID:	DR-SB-227-0-3				
Operator ID:		ALS Bottle#:	31	Worklist Smp#:	31
Injection Vol:	1.0 uL	Dil. Factor:	1.0000		
Method:	PCB13	Limit Group:	GC 8082A ICAL		
Column:		Detector	GC ecd2b		

5 PCB-1242, CAS: 53469-21-9

Calibration Sample, Level: 6

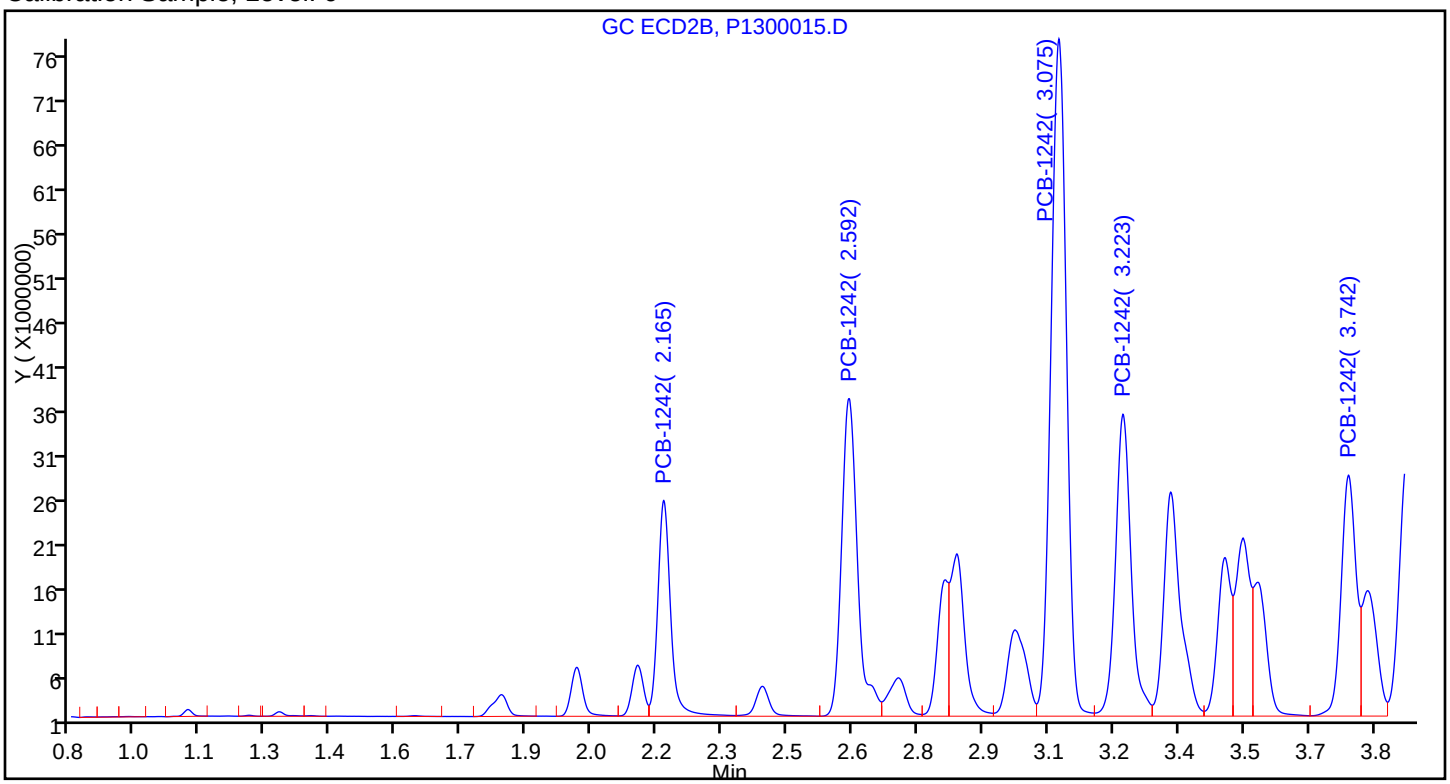

Sample

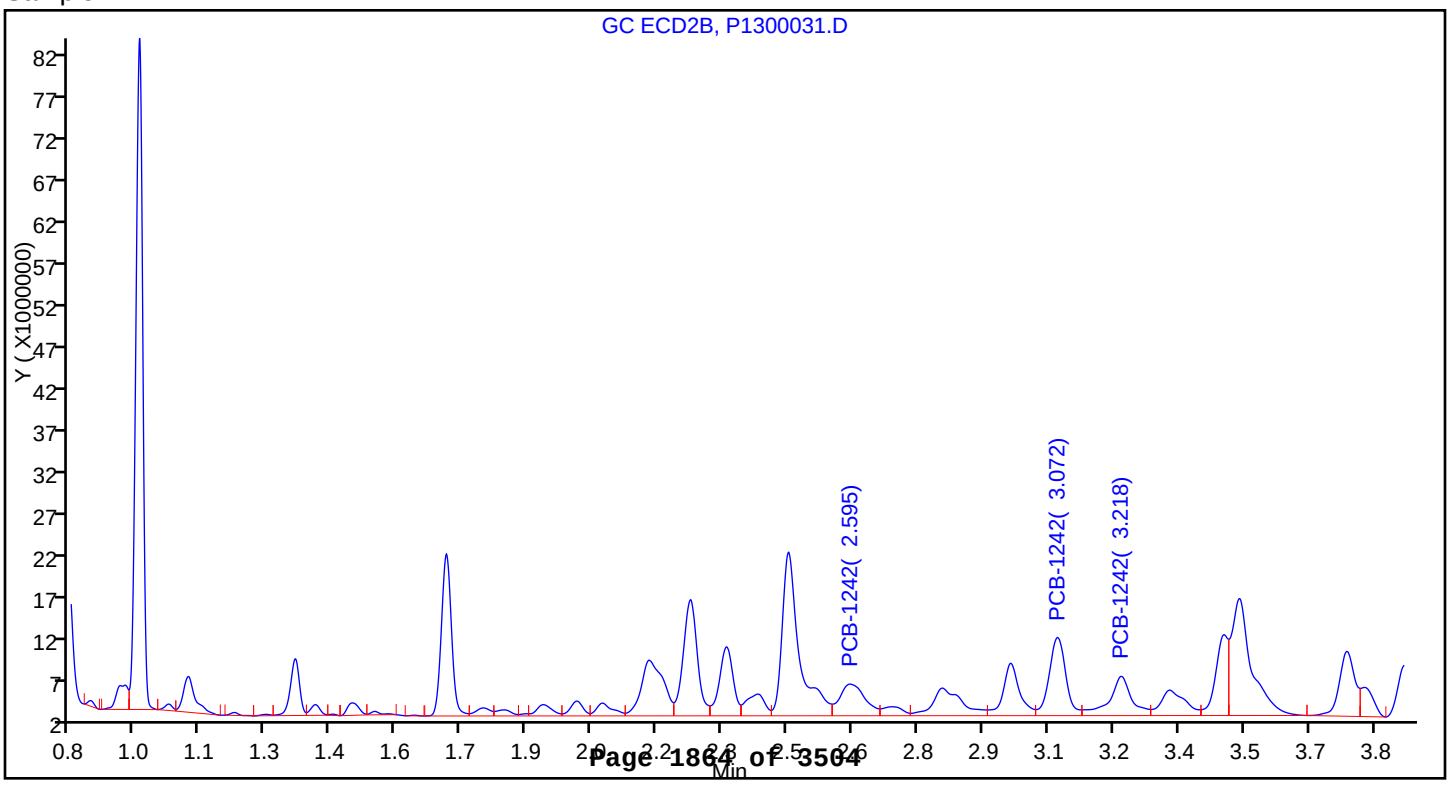

Report Date: 04-May-2015 18:37:53 Chrom Revision: 2.2 09-Apr-2015 10:05:40

TestAmerica Canton

Data File:	\\NCChrom\ChromData\A2HP13\20150501-43172.b\P1300031.D				
Injection Date:	03-May-2015 21:14:41	Instrument ID:	A2HP13		
Lims ID:	240-49697-B-89-A	Lab Sample ID:	240-49697-89		
Client ID:	DR-SB-227-0-3				
Operator ID:		ALS Bottle#:	31	Worklist Smp#:	31
Injection Vol:	1.0 uL	Dil. Factor:	1.0000		
Method:	PCB13	Limit Group:	GC 8082A ICAL		
Column:		Detector	GC ecd2b		

8 PCB-1254, CAS: 11097-69-1

Calibration Sample, Level: 6

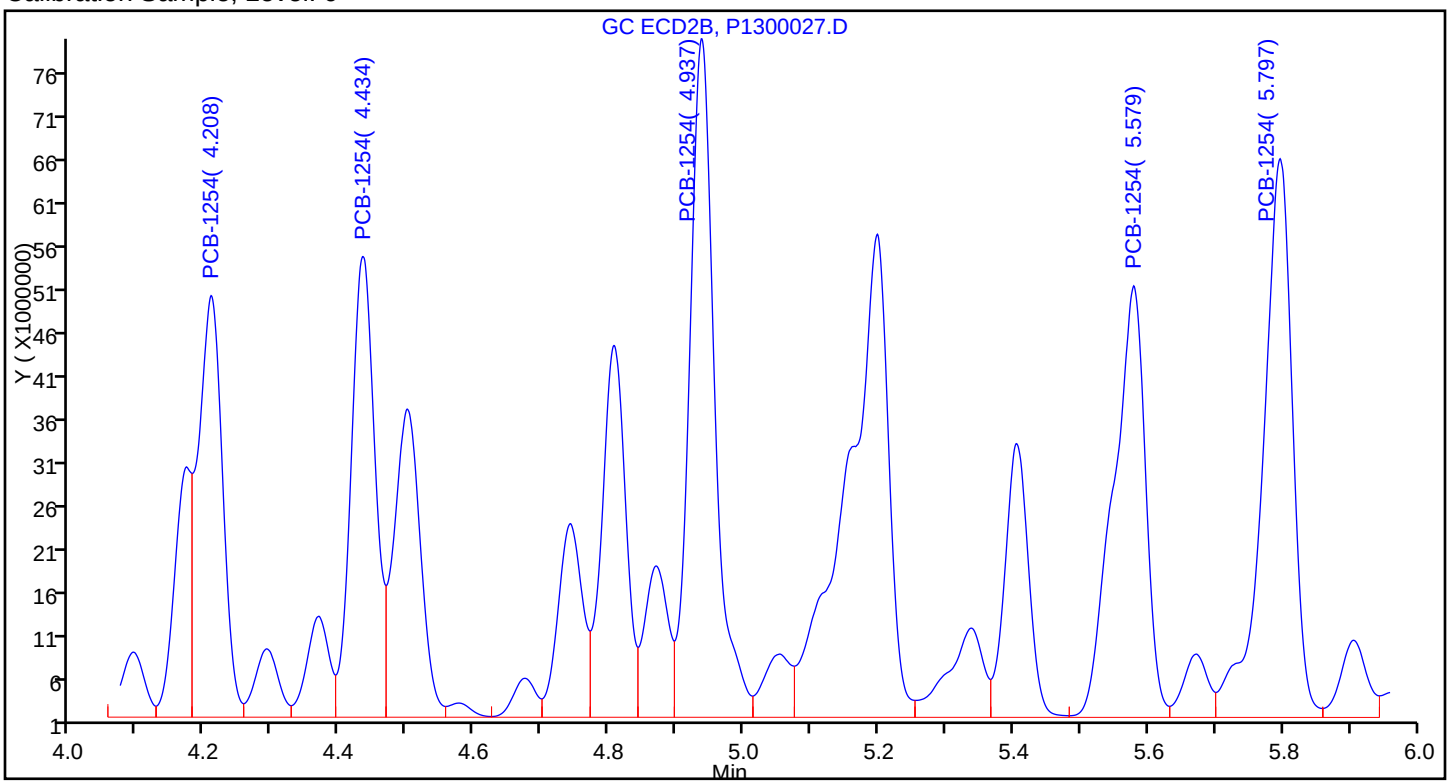

Sample

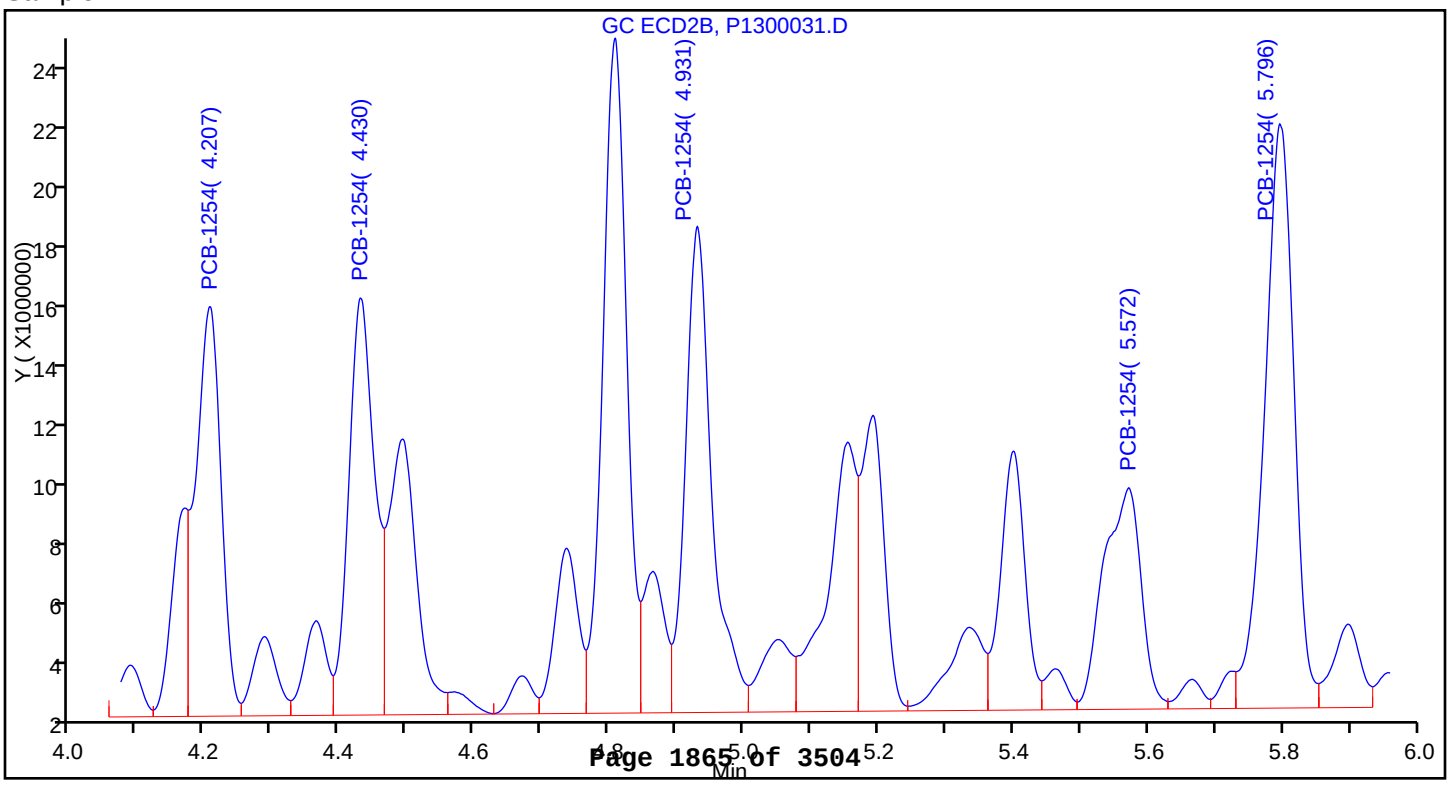

Report Date: 11-May-2015 13:33:05 Chrom Revision: 2.2 09-Apr-2015 10:05:40

TestAmerica Canton

Data File:	\\NCChrom\ChromData\A2HP13\20150430-43120.b\P1300019.D				
Injection Date:	30-Apr-2015 20:54:17	Instrument ID:	A2HP13		
Lims ID:	240-49697-B-90-A	Lab Sample ID:	240-49697-90		
Client ID:	DR-SB-227-24-27				
Operator ID:		ALS Bottle#:	19	Worklist Smp#:	4
Injection Vol:	1.0 uL	Dil. Factor:	5.0000		
Method:	PCB13	Limit Group:	GC 8082A ICAL		
Column:		Detector	GC ecd2b		

5 PCB-1242, CAS: 53469-21-9

Calibration Sample, Level: 6

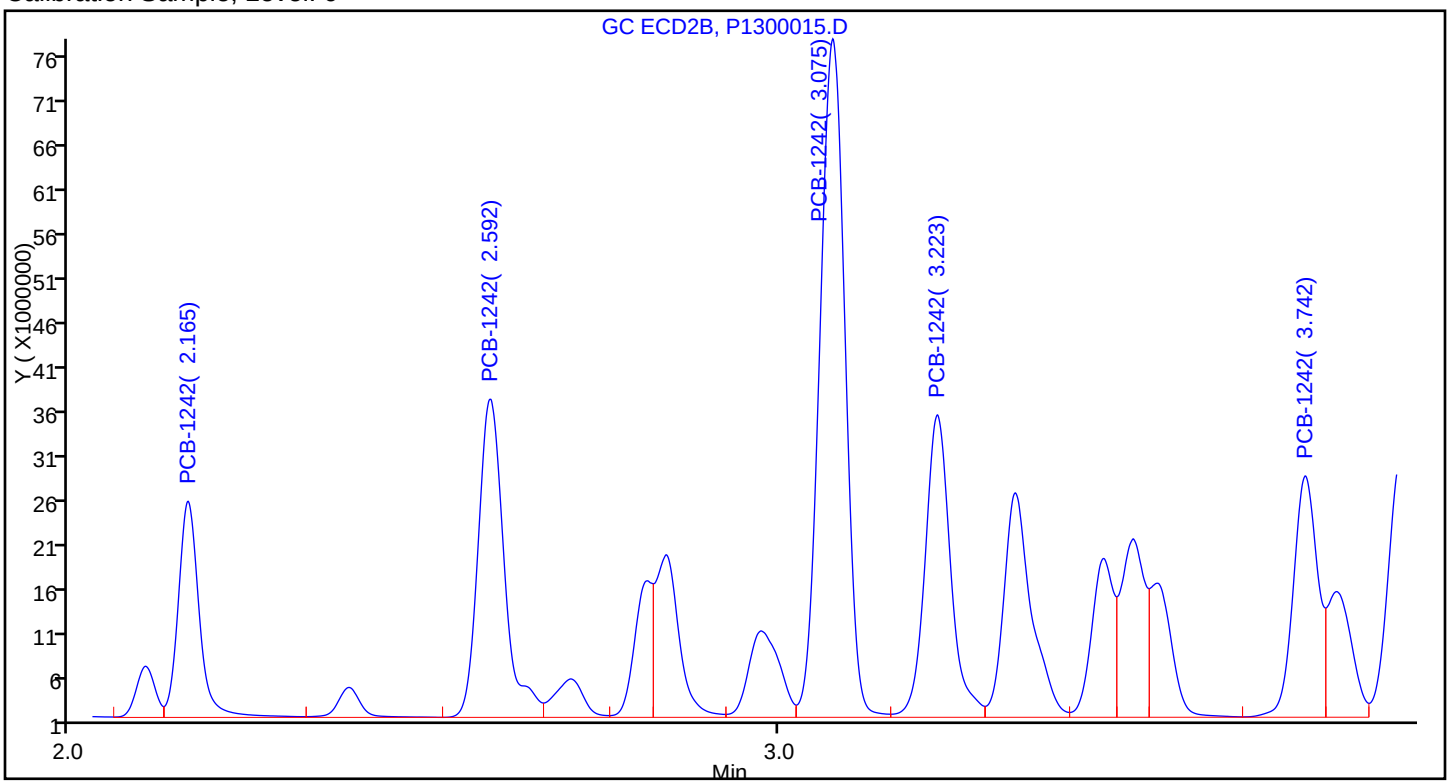

Sample

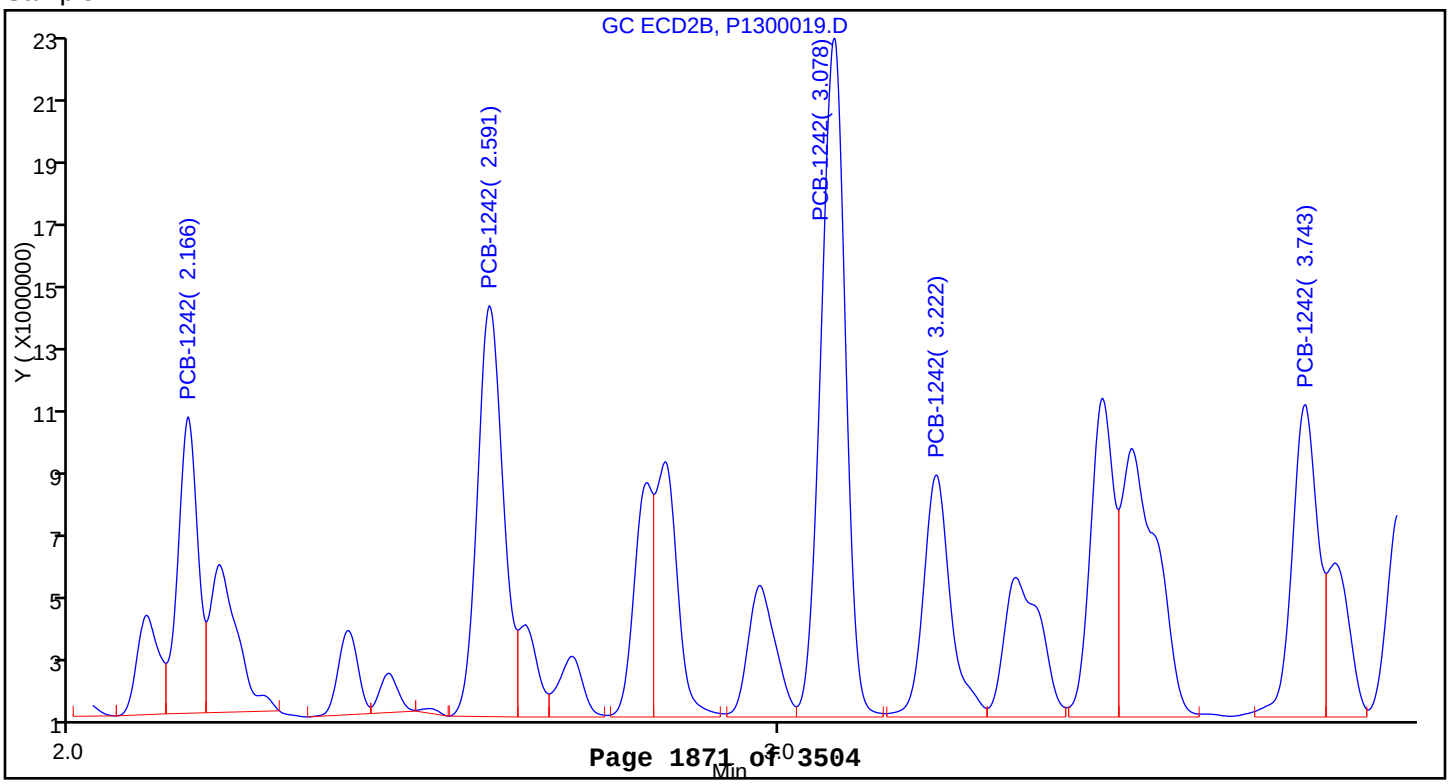

Report Date: 11-May-2015 13:33:05 Chrom Revision: 2.2 09-Apr-2015 10:05:40

TestAmerica Canton

Data File:	\\NCChrom\ChromData\A2HP13\20150430-43120.b\P1300019.D				
Injection Date:	30-Apr-2015 20:54:17	Instrument ID:	A2HP13		
Lims ID:	240-49697-B-90-A	Lab Sample ID:	240-49697-90		
Client ID:	DR-SB-227-24-27				
Operator ID:		ALS Bottle#:	19	Worklist Smp#:	4
Injection Vol:	1.0 uL	Dil. Factor:	5.0000		
Method:	PCB13	Limit Group:	GC 8082A ICAL		
Column:		Detector	GC ecd2b		

8 PCB-1254, CAS: 11097-69-1

Calibration Sample, Level: 6

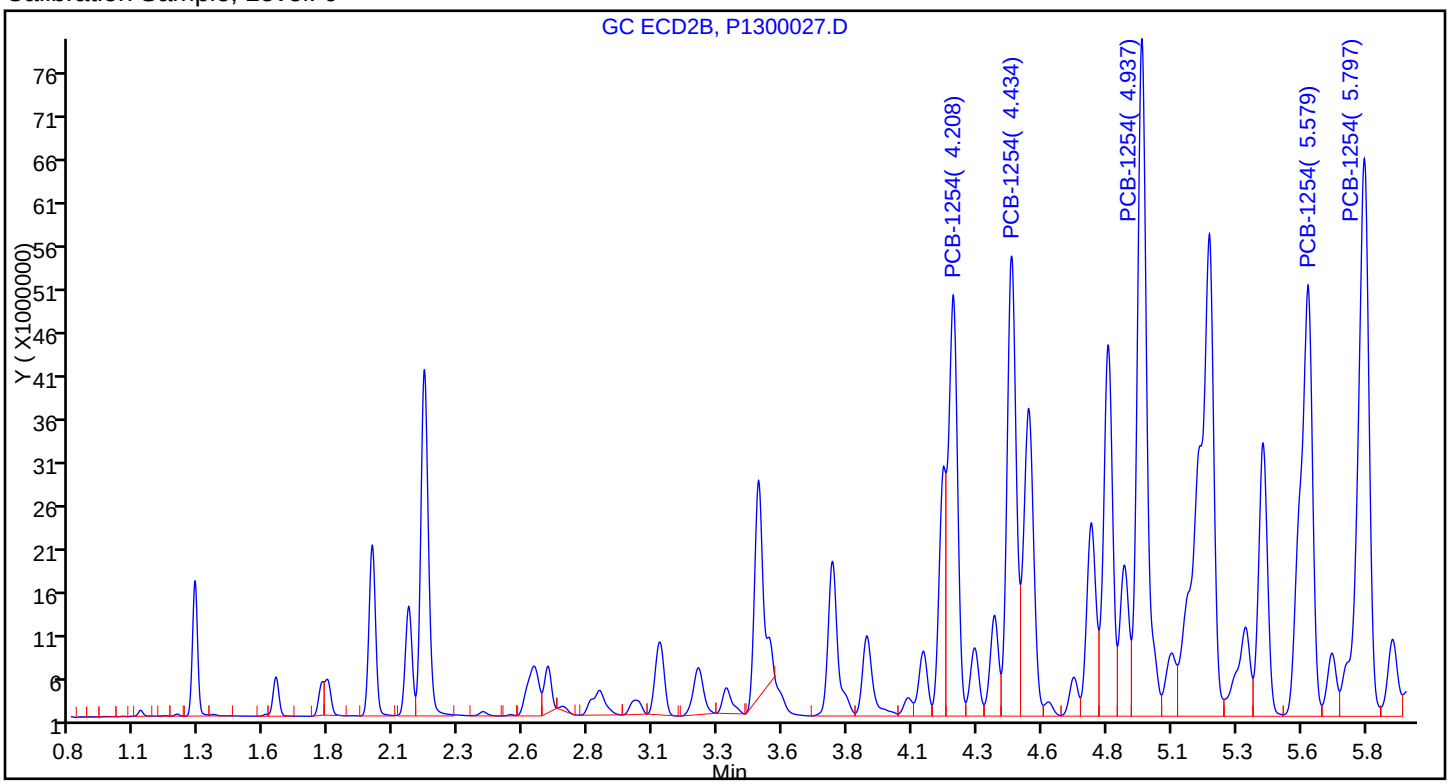

Sample

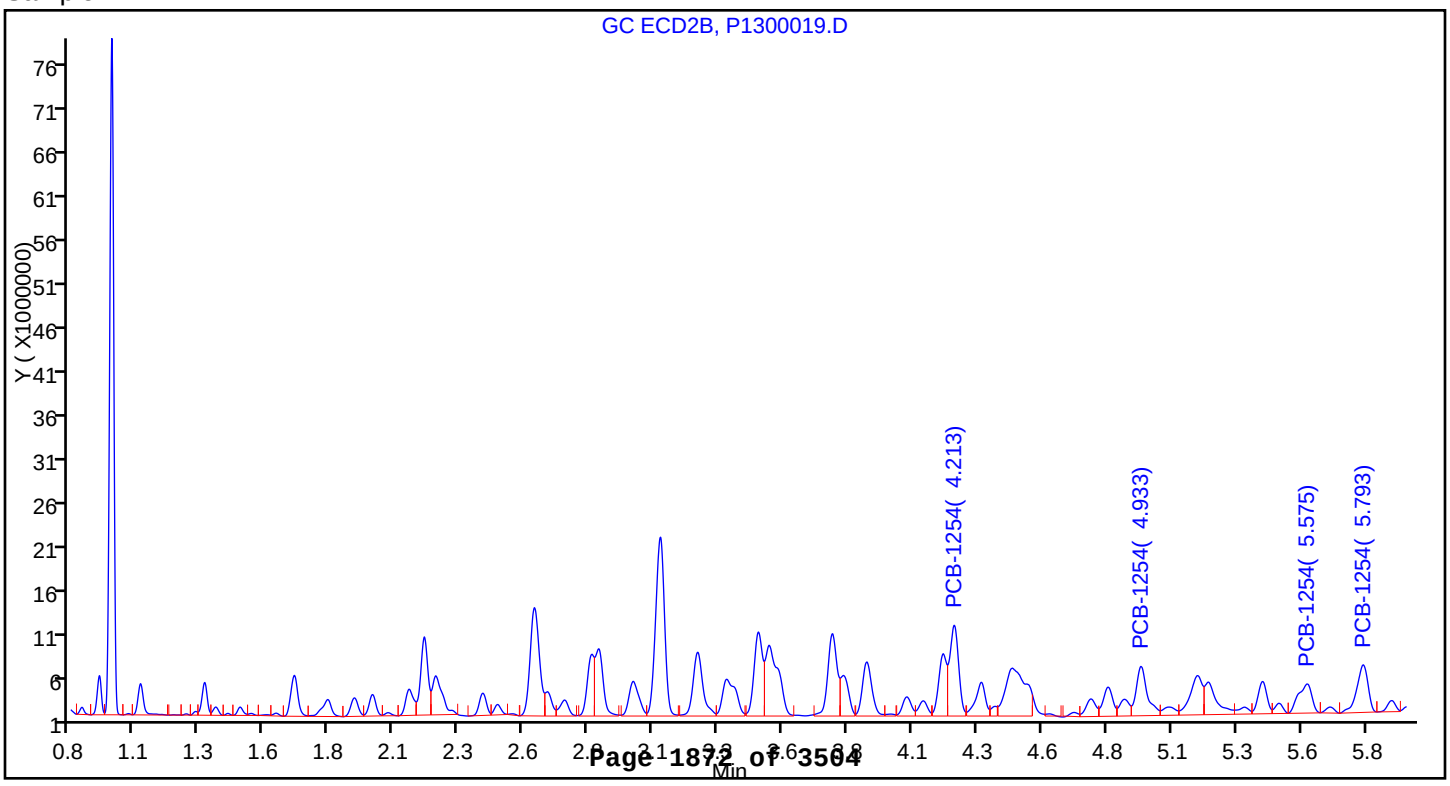

Report Date: 11-May-2015 13:33:12 Chrom Revision: 2.2 09-Apr-2015 10:05:40

TestAmerica Canton

Data File:	\\NCChrom\ChromData\A2HP13\20150430-43120.b\P1300020.D				
Injection Date:	30-Apr-2015 21:10:40	Instrument ID:	A2HP13		
Lims ID:	240-49697-B-91-A	Lab Sample ID:	240-49697-91		
Client ID:	DR-SB-227-36-39				
Operator ID:		ALS Bottle#:	20	Worklist Smp#:	5
Injection Vol:	1.0 uL	Dil. Factor:	1.0000		
Method:	PCB13	Limit Group:	GC 8082A ICAL		
Column:		Detector	GC ecd2b		

4 PCB-1232, CAS: 11141-16-5

Calibration Sample, Level: 6

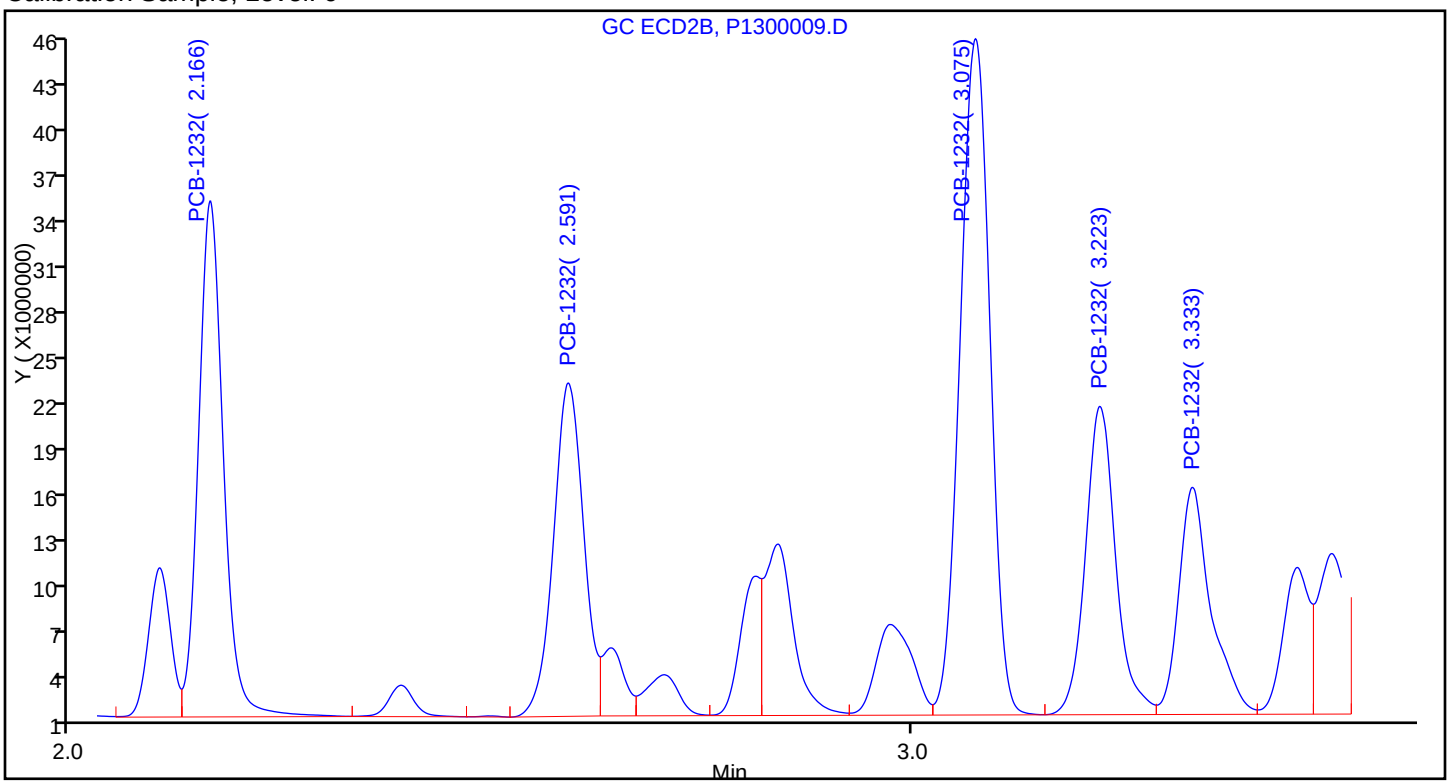

Sample

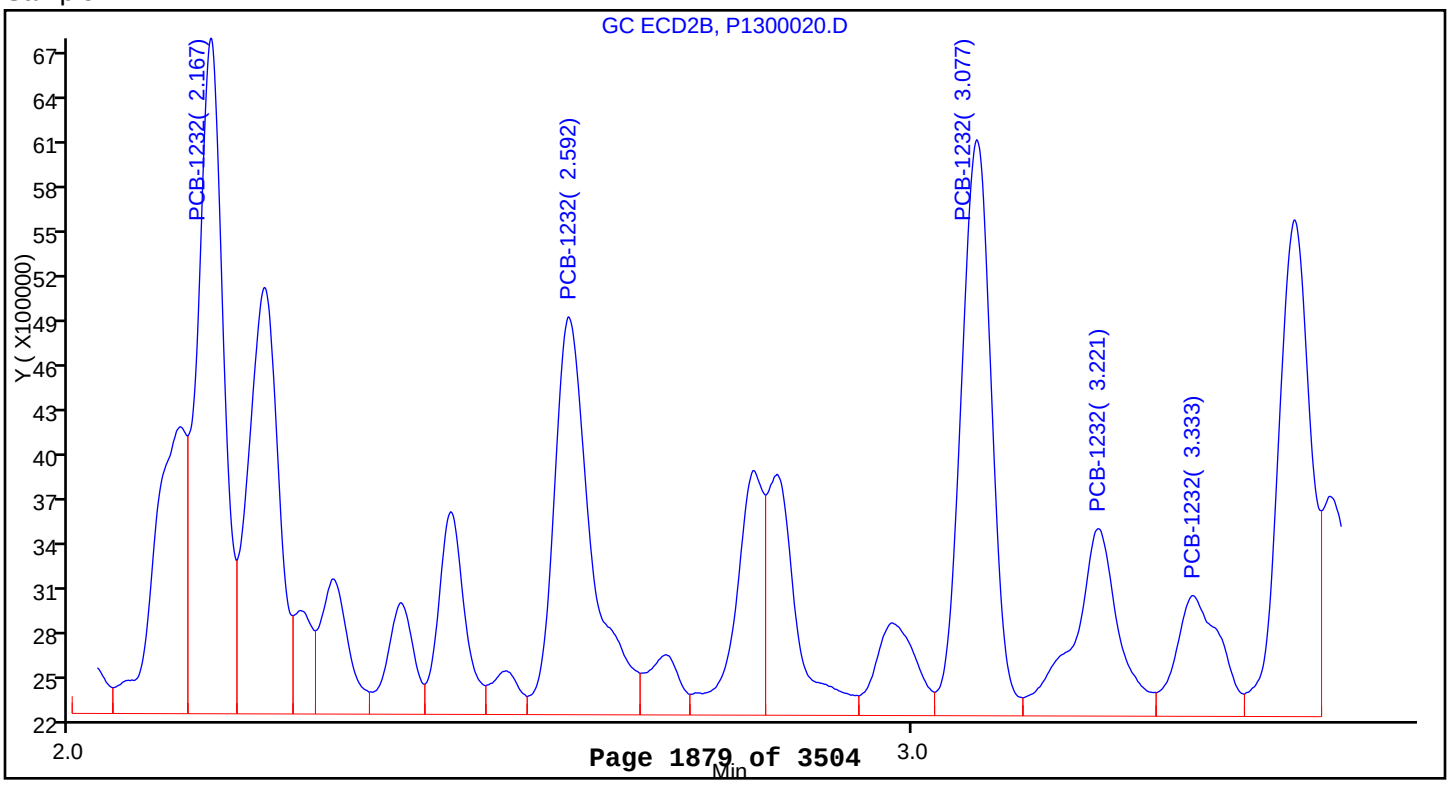

Report Date: 11-May-2015 13:33:12 Chrom Revision: 2.2 09-Apr-2015 10:05:40

TestAmerica Canton

Data File:	\\NCChrom\ChromData\A2HP13\20150430-43120.b\P1300020.D				
Injection Date:	30-Apr-2015 21:10:40	Instrument ID:	A2HP13		
Lims ID:	240-49697-B-91-A	Lab Sample ID:	240-49697-91		
Client ID:	DR-SB-227-36-39				
Operator ID:		ALS Bottle#:	20	Worklist Smp#:	5
Injection Vol:	1.0 uL	Dil. Factor:	1.0000		
Method:	PCB13	Limit Group:	GC 8082A ICAL		
Column:		Detector	GC ecd2b		

8 PCB-1254, CAS: 11097-69-1

Calibration Sample, Level: 6

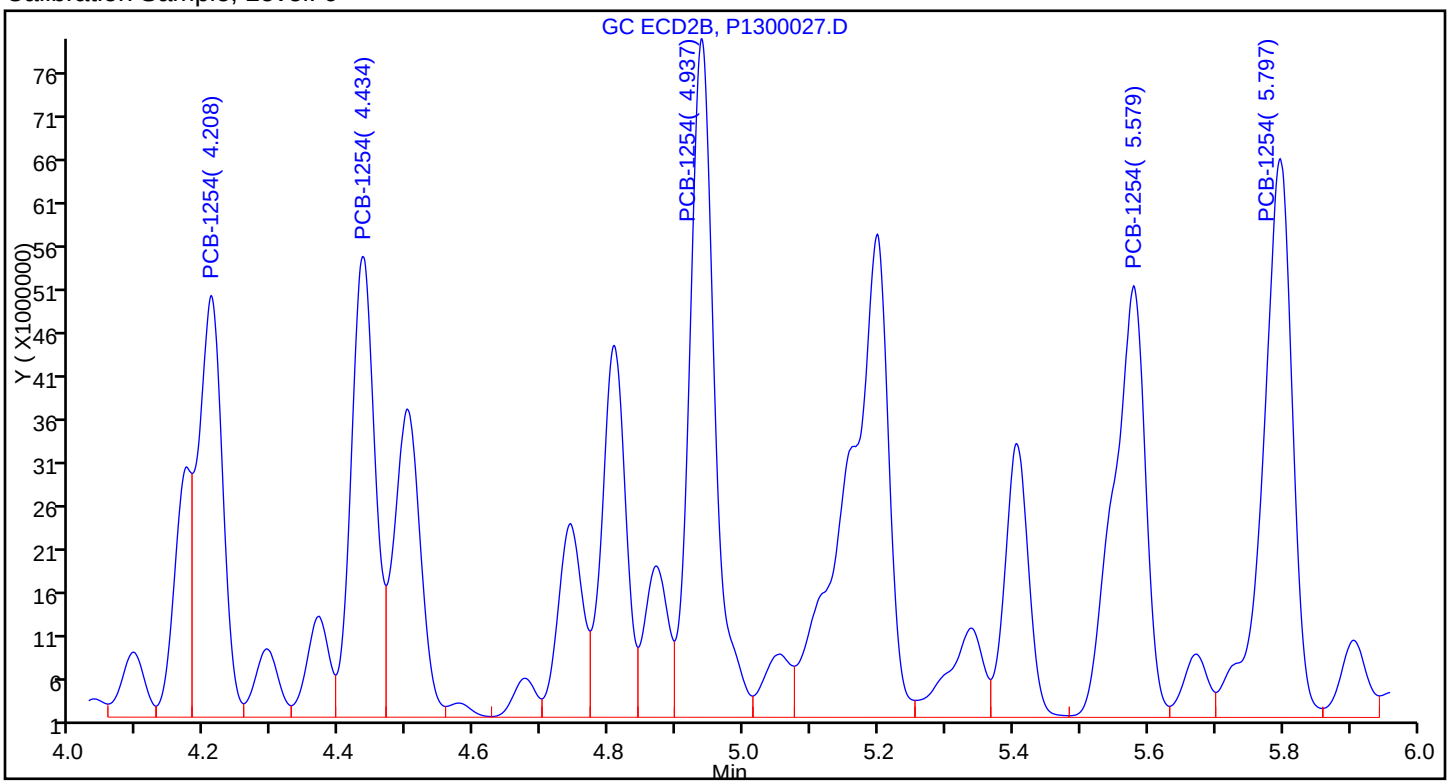

Sample

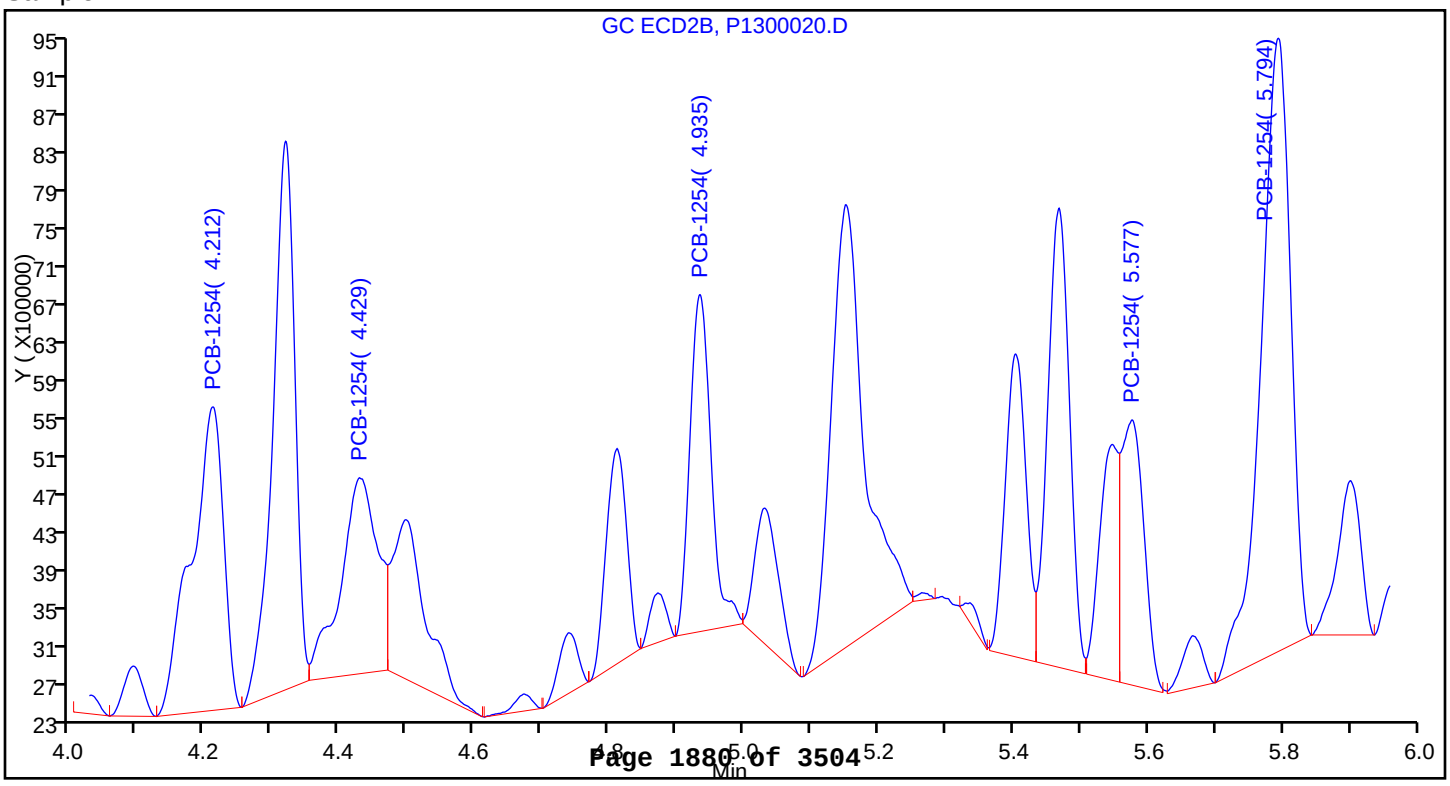

Report Date: 11-May-2015 13:33:21 Chrom Revision: 2.2 09-Apr-2015 10:05:40

TestAmerica Canton

Data File:	\\NCChrom\ChromData\A2HP13\20150430-43120.b\P1300021.D				
Injection Date:	30-Apr-2015 21:27:11	Instrument ID:	A2HP13		
Lims ID:	240-49697-B-92-A	Lab Sample ID:	240-49697-92		
Client ID:	DR-SB-227-48-51				
Operator ID:		ALS Bottle#:	21	Worklist Smp#:	6
Injection Vol:	1.0 uL	Dil. Factor:	1.0000		
Method:	PCB13	Limit Group:	GC 8082A ICAL		
Column:		Detector	GC ecd2b		

8 PCB-1254, CAS: 11097-69-1

Calibration Sample, Level: 6

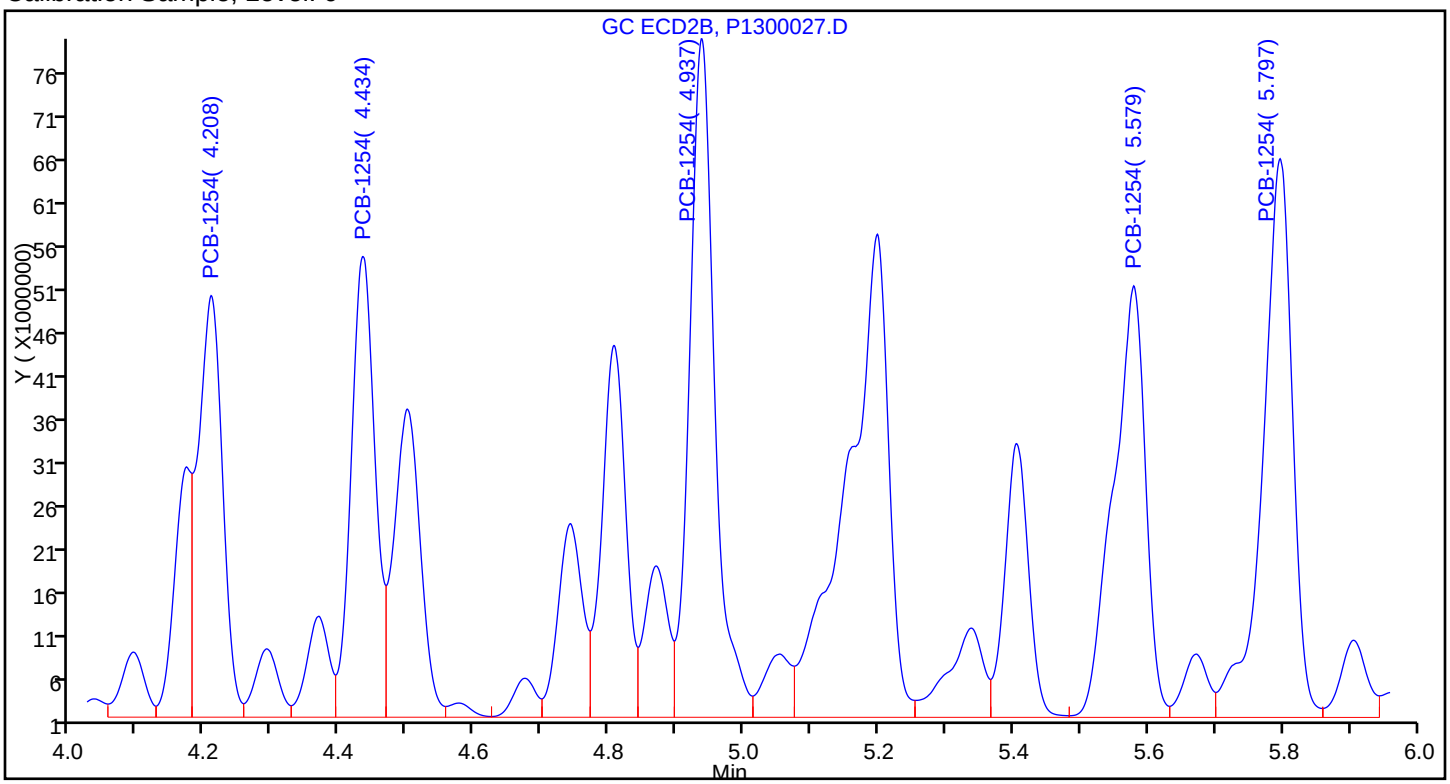

Sample

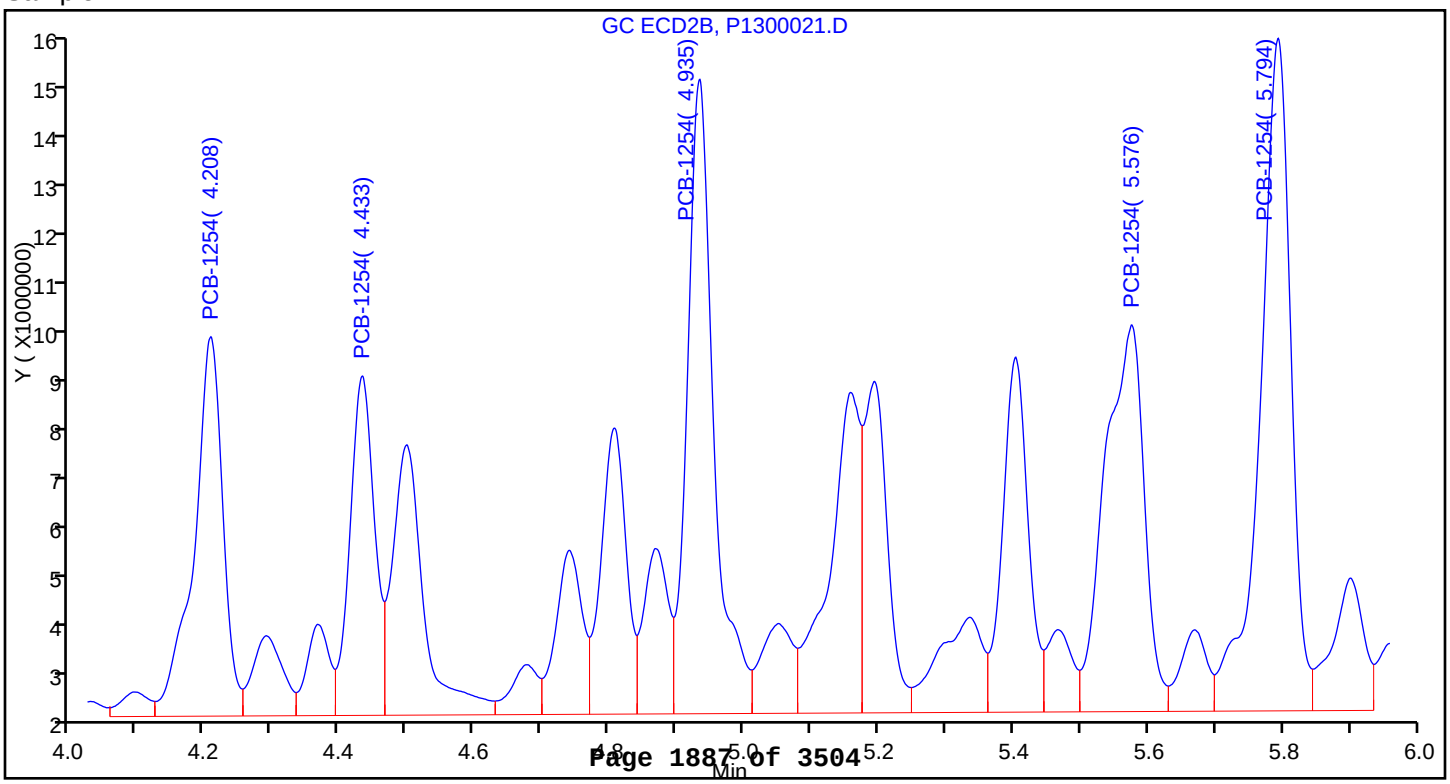

Report Date: 11-May-2015 13:33:28 Chrom Revision: 2.2 09-Apr-2015 10:05:40

TestAmerica Canton

Data File:	\\NCChrom\ChromData\A2HP13\20150430-43120.b\P1300022.D				
Injection Date:	30-Apr-2015 21:43:37	Instrument ID:	A2HP13		
Lims ID:	240-49697-B-93-A	Lab Sample ID:	240-49697-93		
Client ID:	DR-SB-226-0-3				
Operator ID:		ALS Bottle#:	22	Worklist Smp#:	7
Injection Vol:	1.0 uL	Dil. Factor:	1.0000		
Method:	PCB13	Limit Group:	GC 8082A ICAL		
Column:		Detector	GC ecd2b		

5 PCB-1242, CAS: 53469-21-9

Calibration Sample, Level: 6

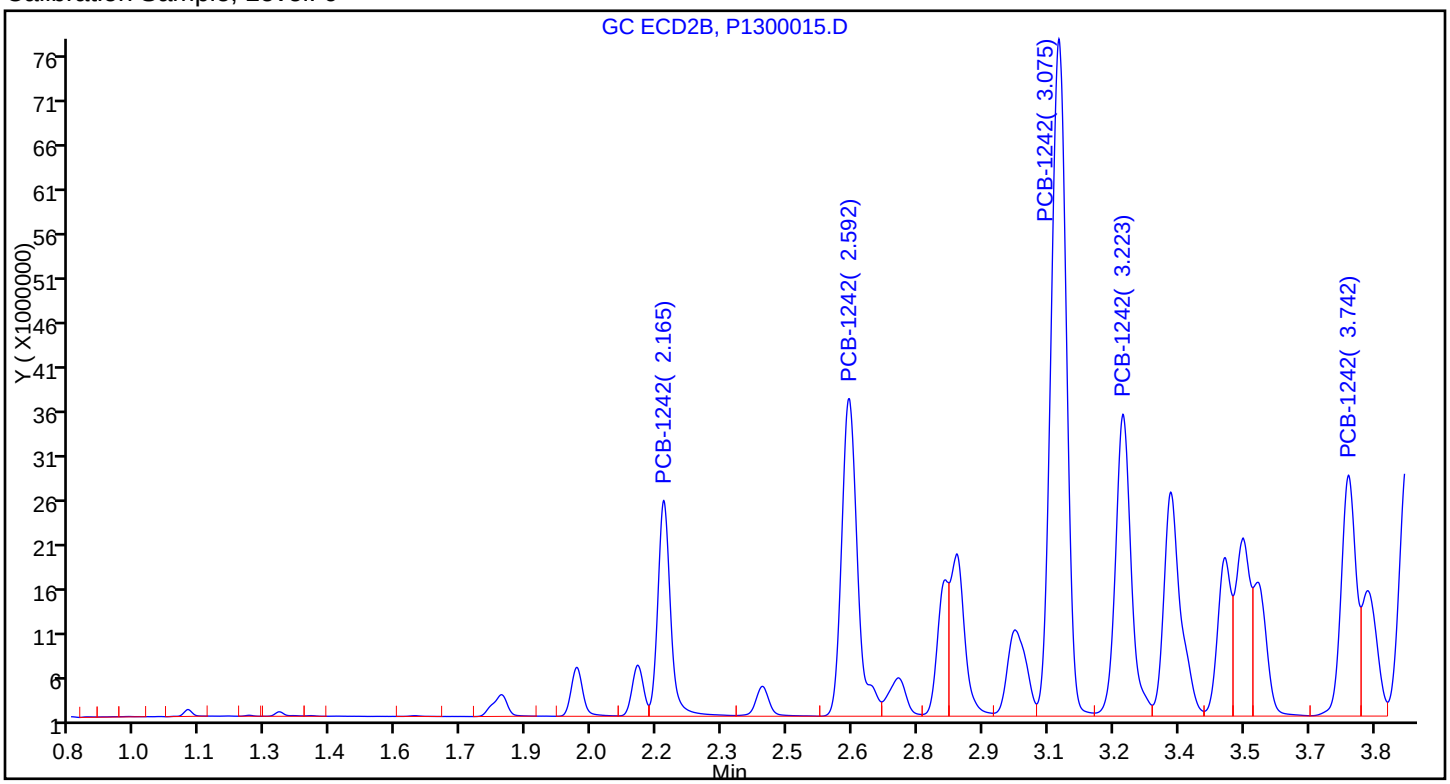

Sample

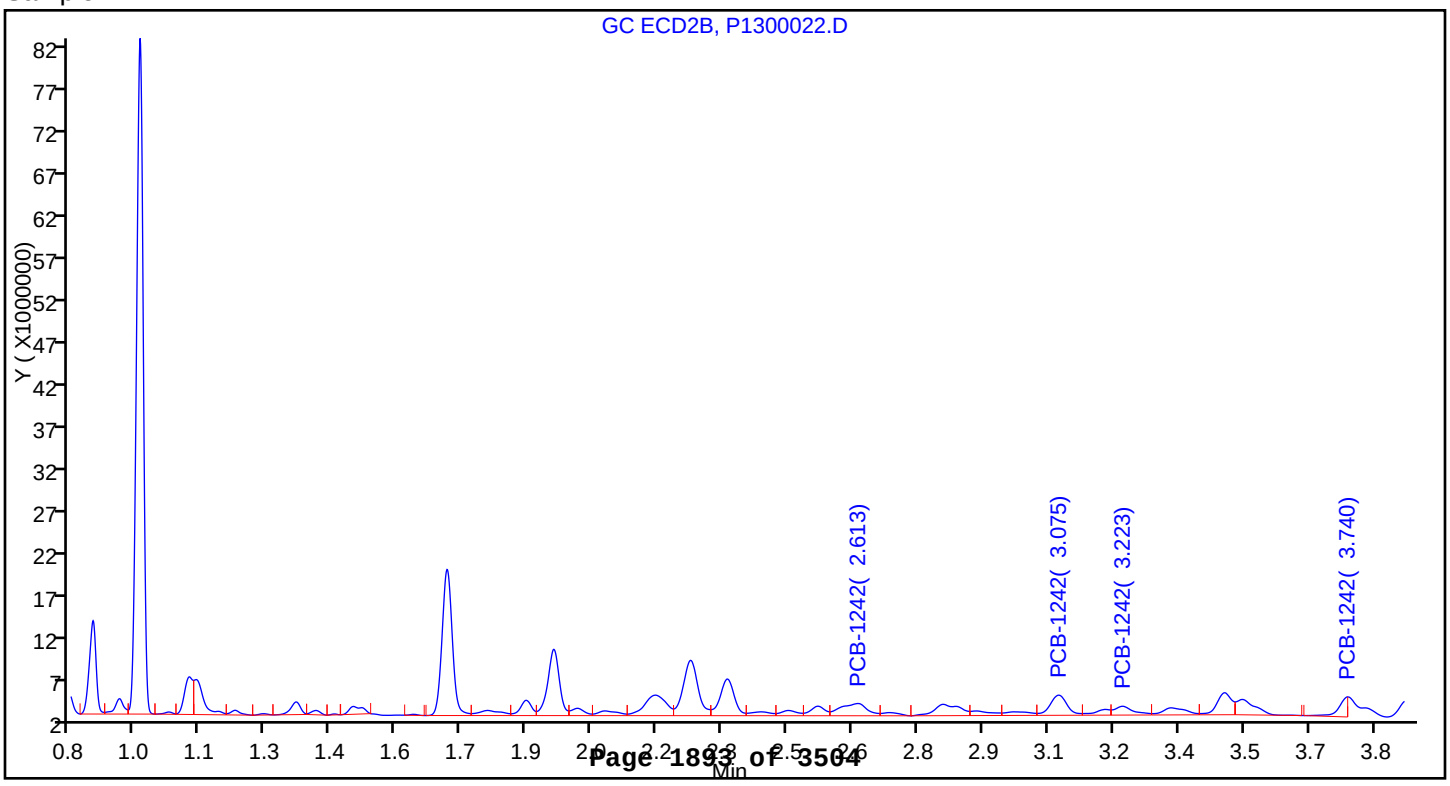

Report Date: 11-May-2015 13:33:29 Chrom Revision: 2.2 09-Apr-2015 10:05:40

TestAmerica Canton

Data File:	\\NCChrom\ChromData\A2HP13\20150430-43120.b\P1300022.D				
Injection Date:	30-Apr-2015 21:43:37	Instrument ID:	A2HP13		
Lims ID:	240-49697-B-93-A	Lab Sample ID:	240-49697-93		
Client ID:	DR-SB-226-0-3				
Operator ID:		ALS Bottle#:	22	Worklist Smp#:	7
Injection Vol:	1.0 uL	Dil. Factor:	1.0000		
Method:	PCB13	Limit Group:	GC 8082A ICAL		
Column:		Detector	GC ecd2b		

8 PCB-1254, CAS: 11097-69-1

Calibration Sample, Level: 6

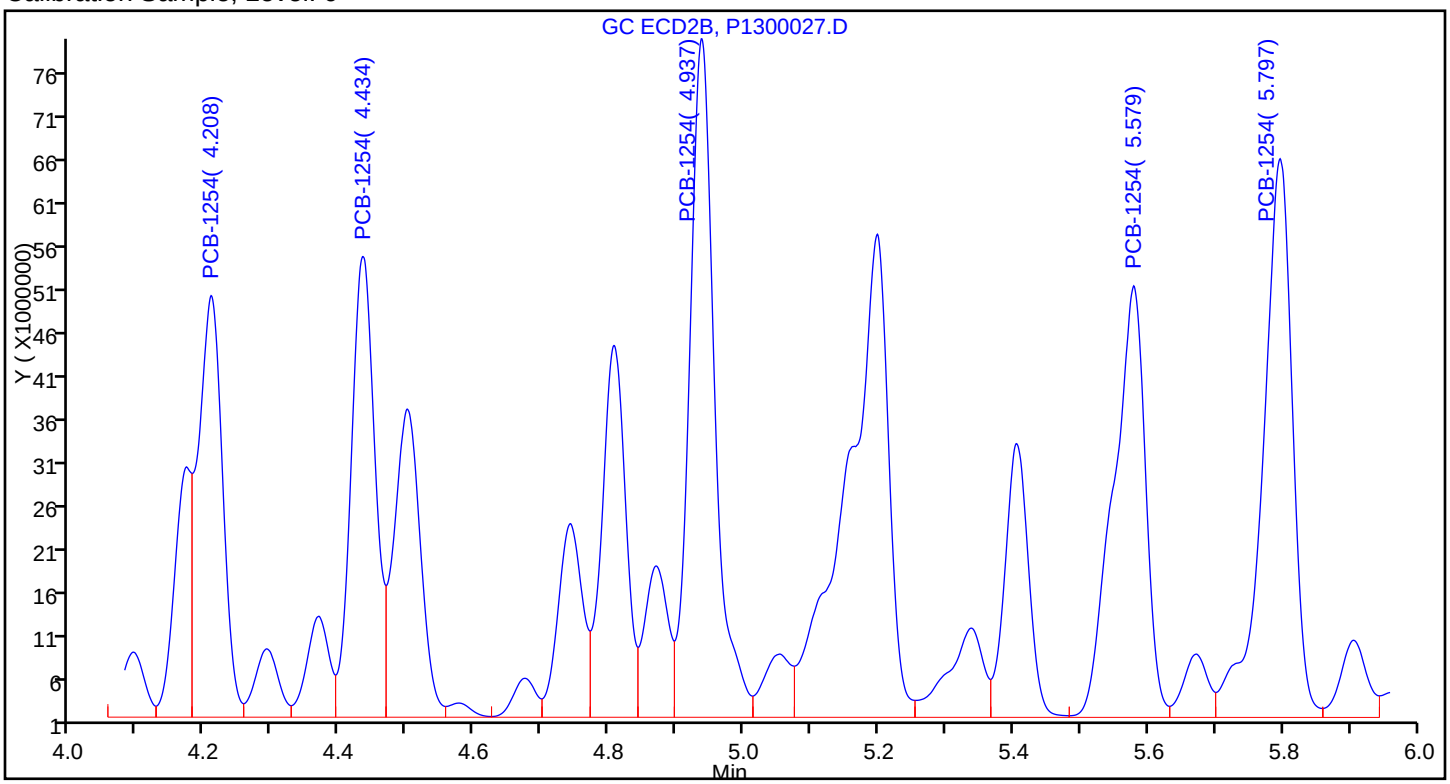

Sample

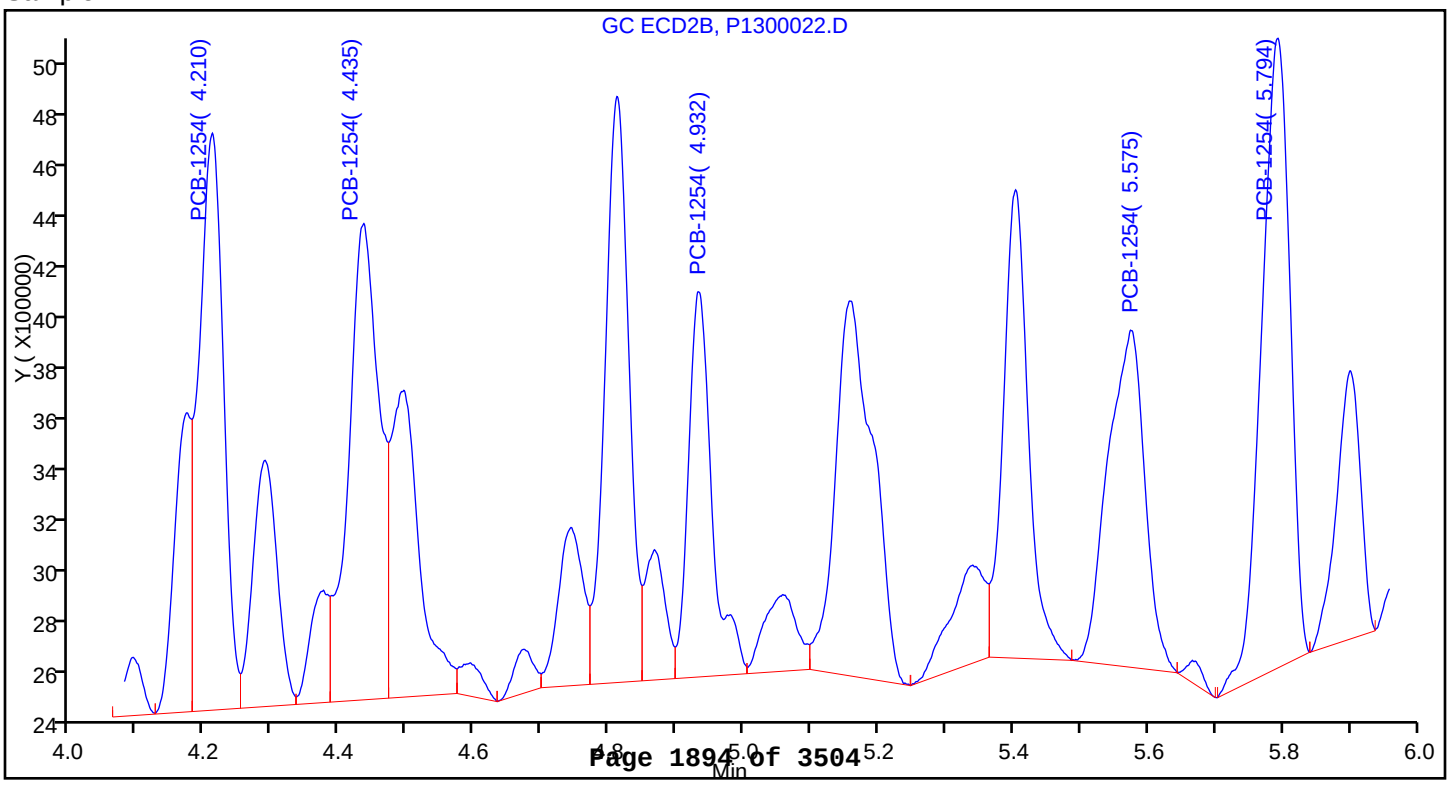

Report Date: 11-May-2015 13:32:08 Chrom Revision: 2.2 09-Apr-2015 10:05:40

TestAmerica Canton

Data File:	\\NCChrom\ChromData\A2HP13\20150505-43266.b\P1300027.D				
Injection Date:	05-May-2015 21:00:52	Instrument ID:	A2HP13		
Lims ID:	240-49697-B-94-A	Lab Sample ID:	240-49697-94		
Client ID:	DR-SB-226-24-27				
Operator ID:		ALS Bottle#:	27	Worklist Smp#:	5
Injection Vol:	1.0 uL	Dil. Factor:	5.0000		
Method:	PCB13	Limit Group:	GC 8082A ICAL		
Column:		Detector	GC ecd2b		

7 PCB-1248, CAS: 12672-29-6

Calibration Sample, Level: 6

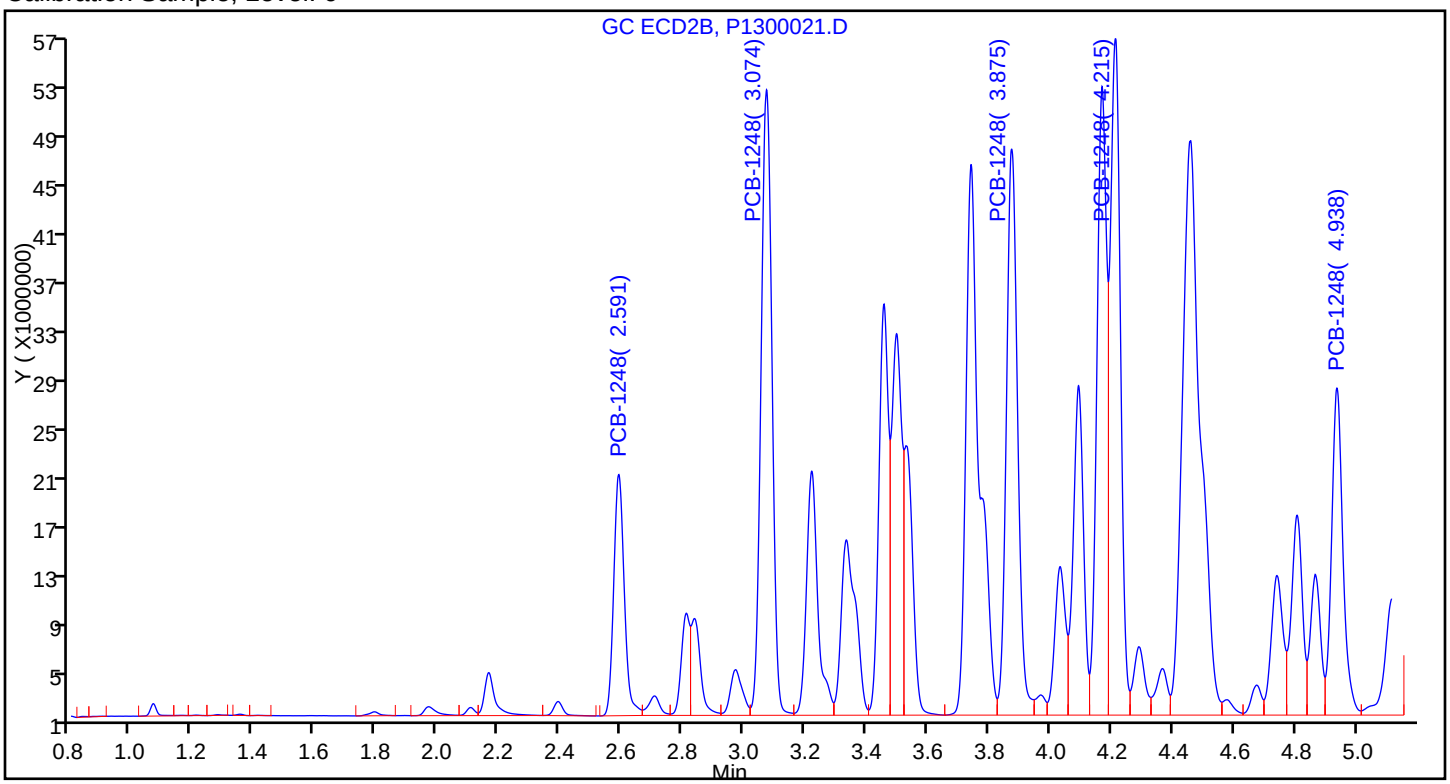

Sample

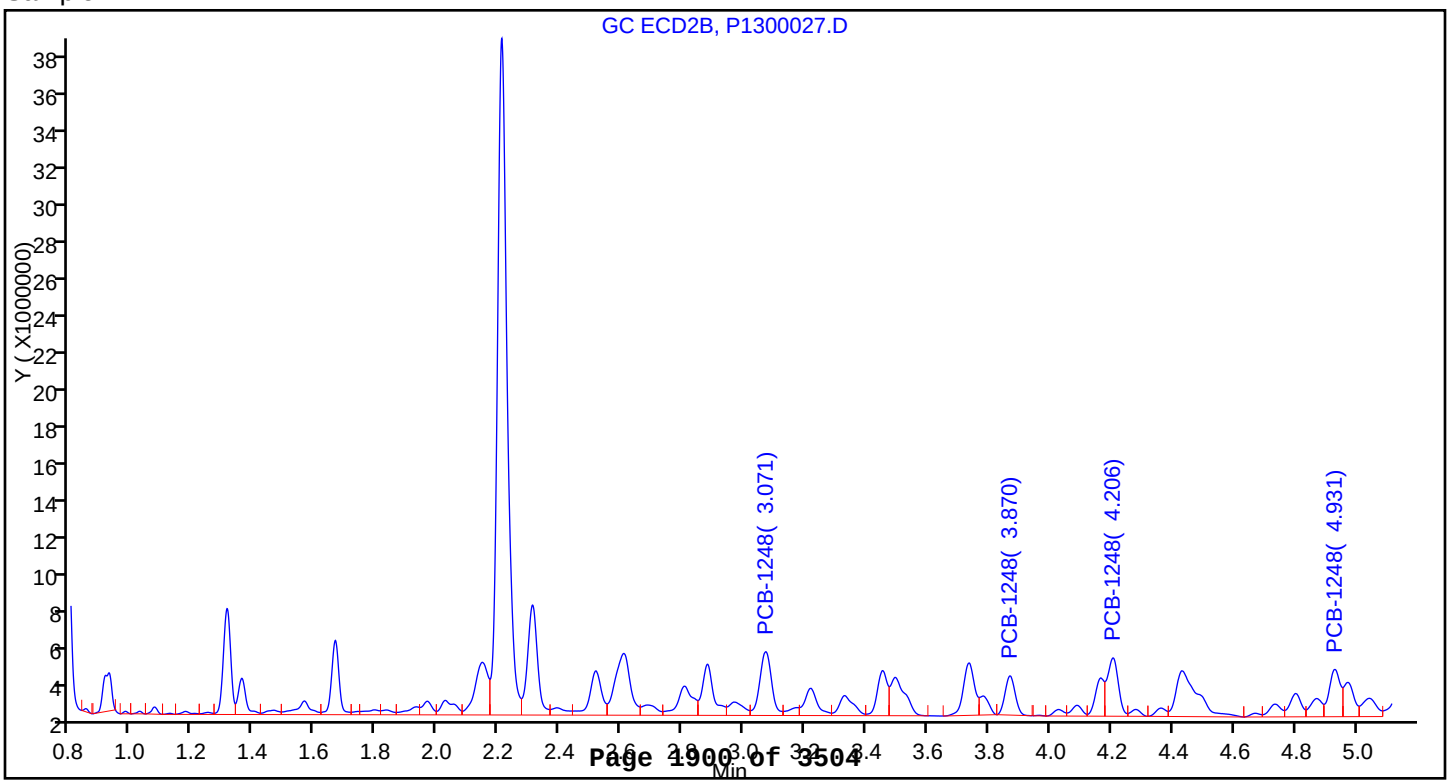

Report Date: 11-May-2015 13:32:08 Chrom Revision: 2.2 09-Apr-2015 10:05:40

TestAmerica Canton

Data File:	\\NCChrom\ChromData\A2HP13\20150505-43266.b\P1300027.D				
Injection Date:	05-May-2015 21:00:52	Instrument ID:	A2HP13		
Lims ID:	240-49697-B-94-A	Lab Sample ID:	240-49697-94		
Client ID:	DR-SB-226-24-27				
Operator ID:		ALS Bottle#:	27	Worklist Smp#:	5
Injection Vol:	1.0 uL	Dil. Factor:	5.0000		
Method:	PCB13	Limit Group:	GC 8082A ICAL		
Column:		Detector	GC ecd2b		

10 PCB-1260, CAS: 11096-82-5

Calibration Sample, Level: 6

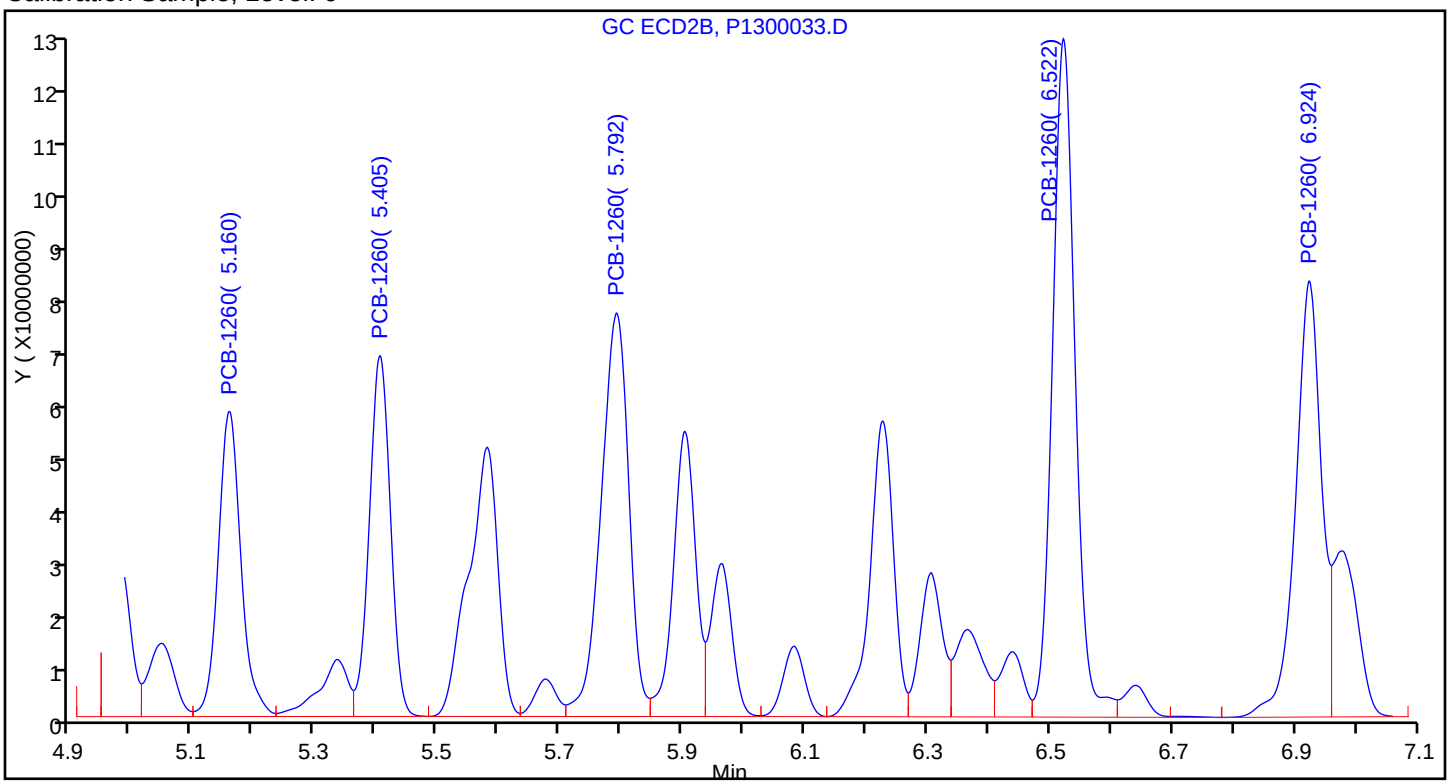

Sample

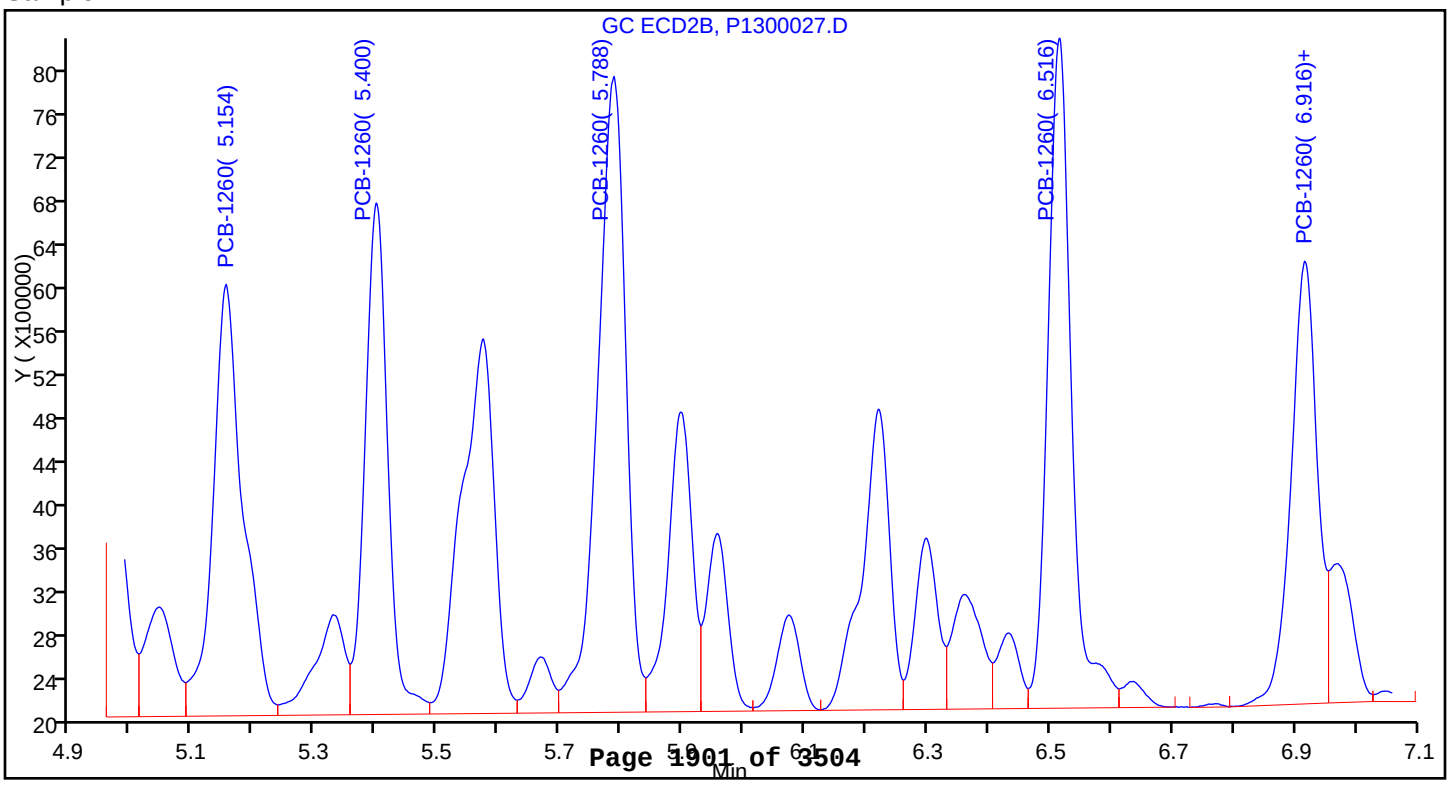

Report Date: 11-May-2015 13:32:18 Chrom Revision: 2.2 09-Apr-2015 10:05:40

TestAmerica Canton

Data File:	\\NCChrom\ChromData\A2HP13\20150505-43266.b\P1300028.D				
Injection Date:	05-May-2015 21:17:15	Instrument ID:	A2HP13		
Lims ID:	240-49697-B-95-A	Lab Sample ID:	240-49697-95		
Client ID:	DR-SB-226-36-39				
Operator ID:		ALS Bottle#:	28	Worklist Smp#:	6
Injection Vol:	1.0 uL	Dil. Factor:	10.0000		
Method:	PCB13	Limit Group:	GC 8082A ICAL		
Column:		Detector	GC ecd2b		

5 PCB-1242, CAS: 53469-21-9

Calibration Sample, Level: 6

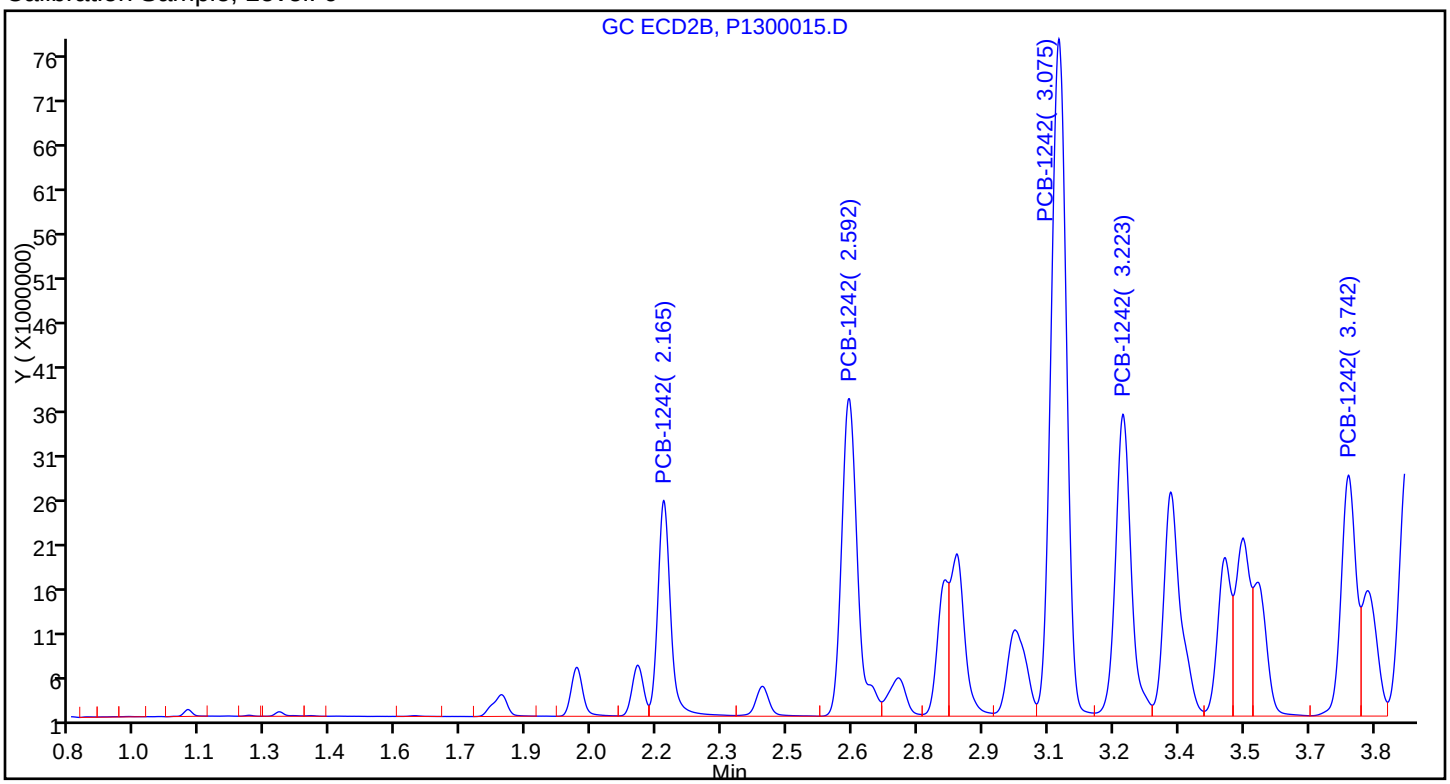

Sample

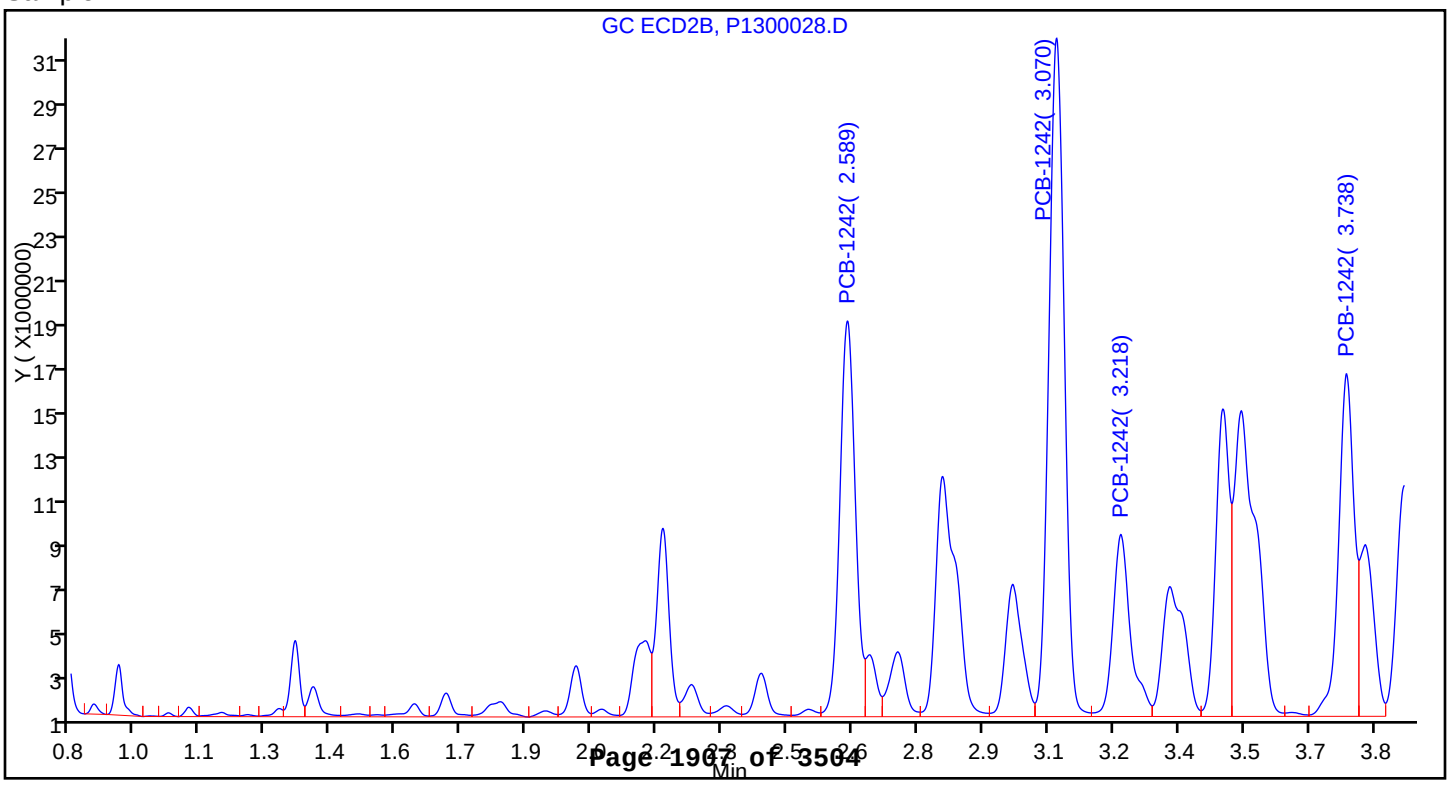

Report Date: 11-May-2015 13:33:55 Chrom Revision: 2.2 09-Apr-2015 10:05:40

TestAmerica Canton

Data File:	\\NCChrom\ChromData\A2HP13\20150430-43120.b\P1300025.D				
Injection Date:	30-Apr-2015 22:32:53	Instrument ID:	A2HP13		
Lims ID:	240-49697-B-96-A	Lab Sample ID:	240-49697-96		
Client ID:	DR-SB-226-48-51				
Operator ID:		ALS Bottle#:	25	Worklist Smp#:	10
Injection Vol:	1.0 uL	Dil. Factor:	1.0000		
Method:	PCB13	Limit Group:	GC 8082A ICAL		
Column:		Detector	GC ecd2b		

10 PCB-1260, CAS: 11096-82-5

Calibration Sample, Level: 6

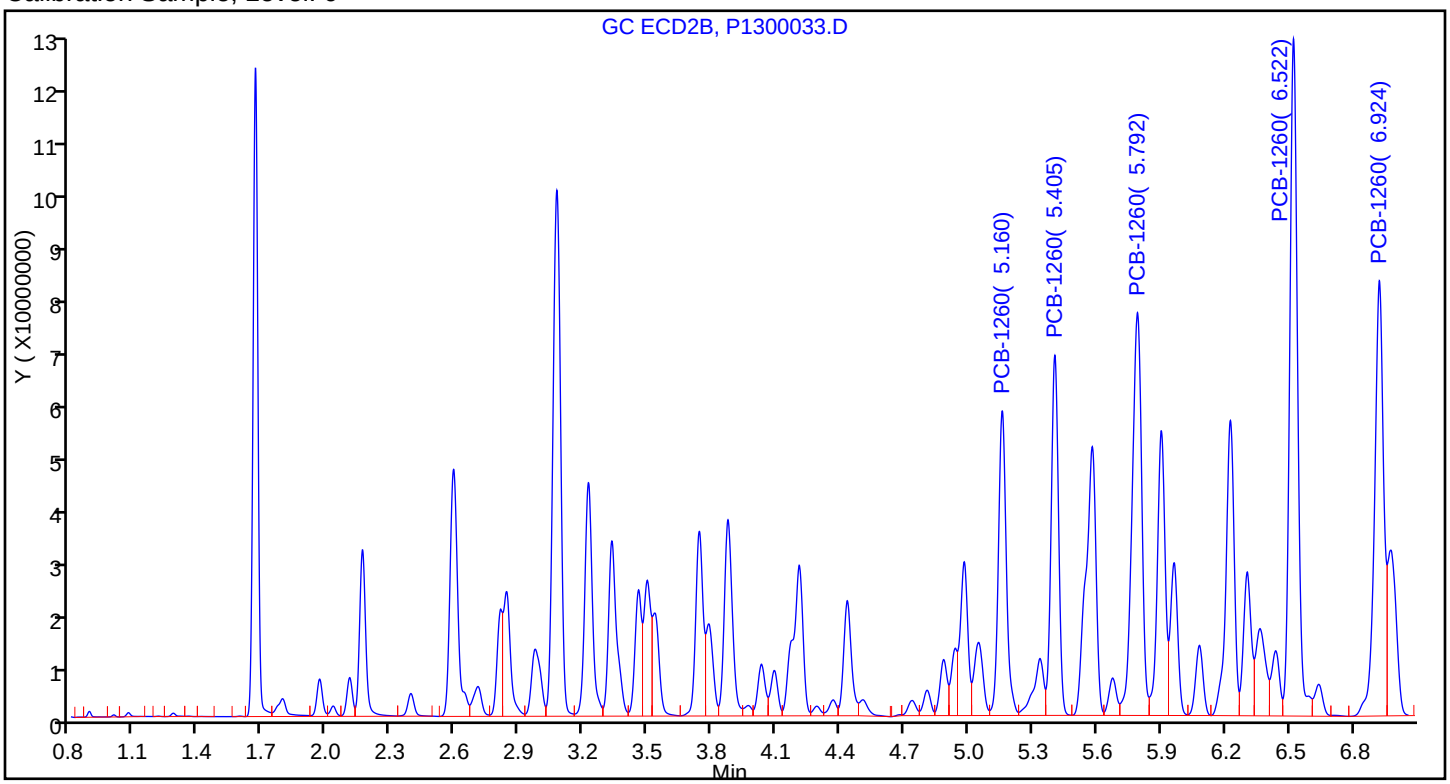

Sample

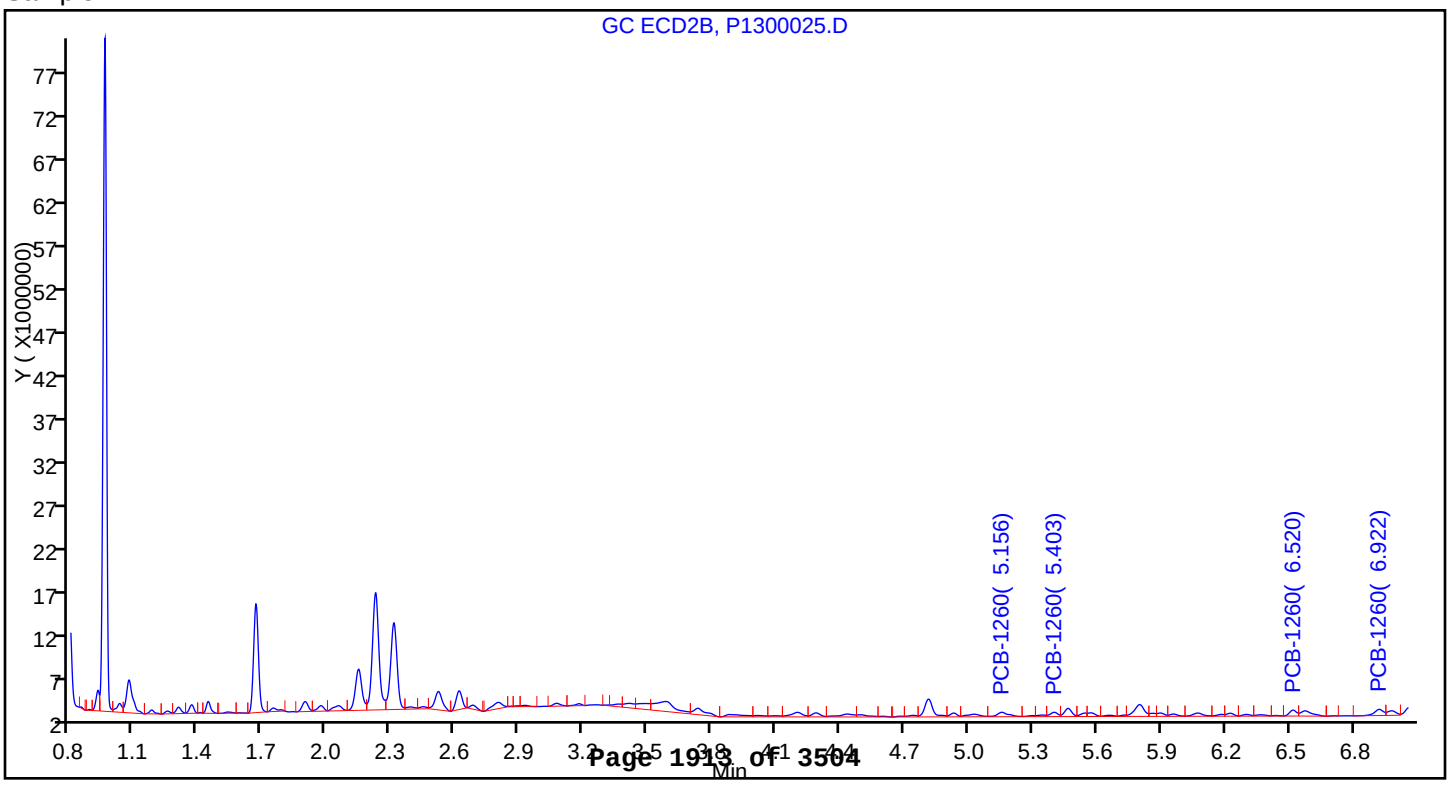

Report Date: 11-May-2015 13:34:04 Chrom Revision: 2.2 09-Apr-2015 10:05:40

TestAmerica Canton

Data File:	\\NCChrom\ChromData\A2HP13\20150430-43120.b\P1300026.D				
Injection Date:	30-Apr-2015 22:49:19	Instrument ID:	A2HP13		
Lims ID:	240-49697-B-97-A	Lab Sample ID:	240-49697-97		
Client ID:	DR-WC-S-TP80				
Operator ID:		ALS Bottle#:	26	Worklist Smp#:	11
Injection Vol:	1.0 uL	Dil. Factor:	5.0000		
Method:	PCB13	Limit Group:	GC 8082A ICAL		
Column:		Detector	GC ecd2b		

5 PCB-1242, CAS: 53469-21-9

Calibration Sample, Level: 6

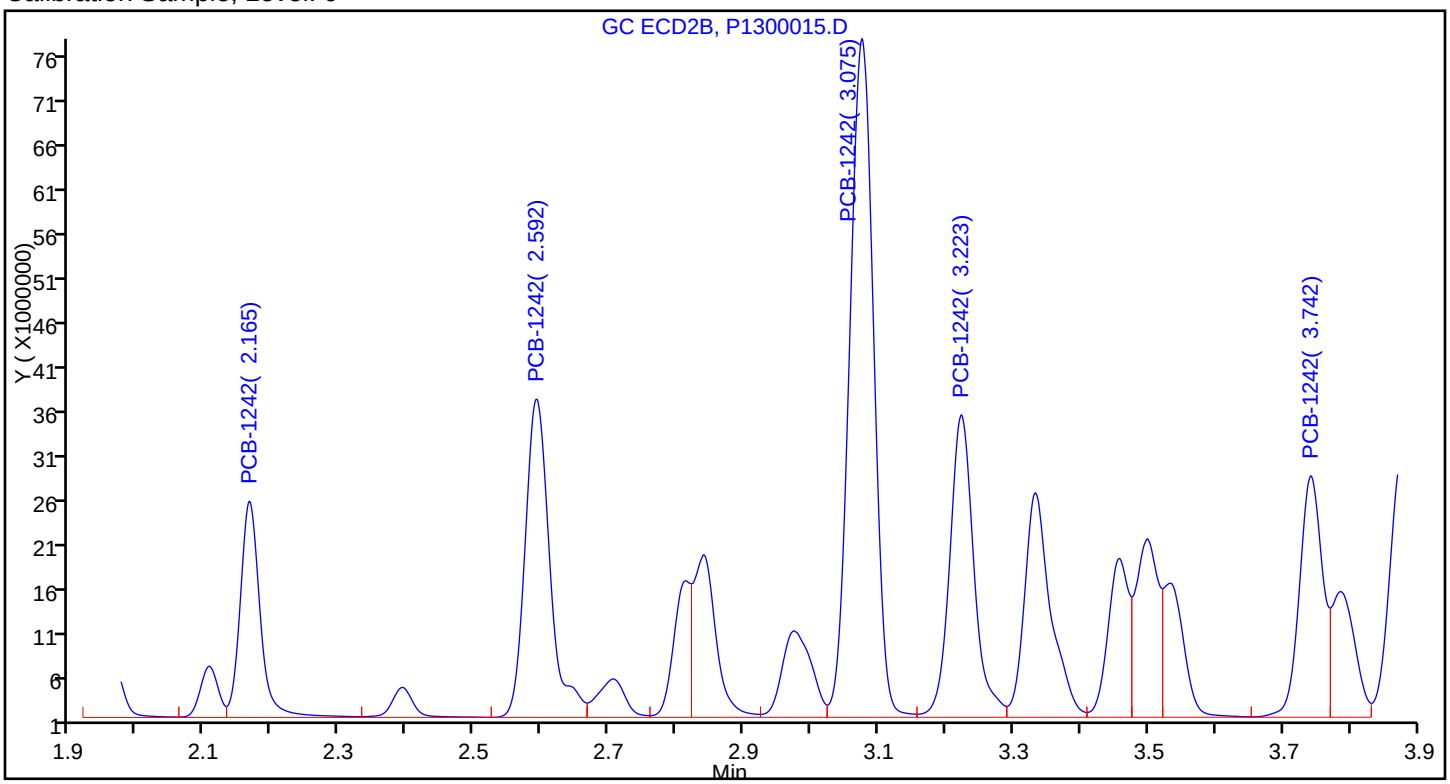

Sample

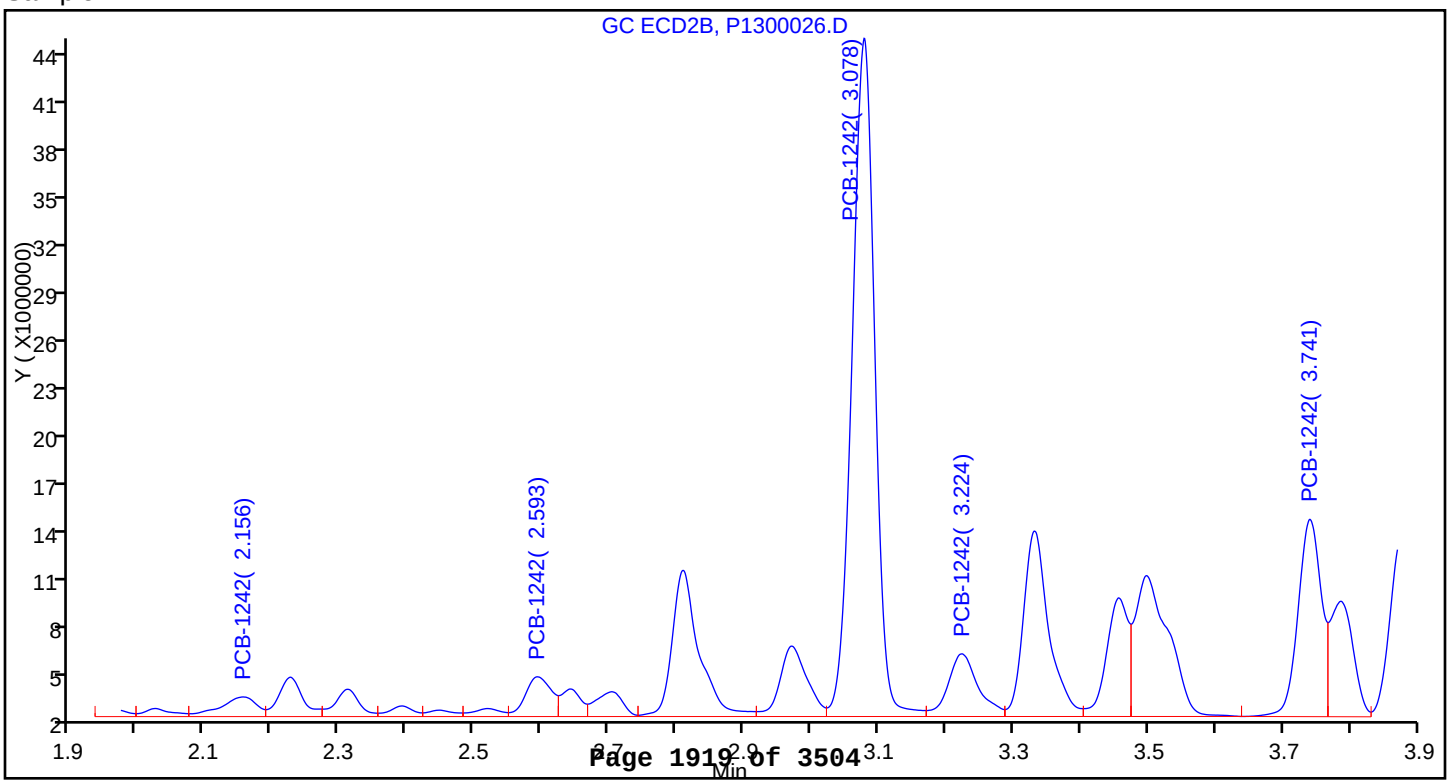

Report Date: 11-May-2015 13:34:04 Chrom Revision: 2.2 09-Apr-2015 10:05:40

TestAmerica Canton

Data File:	\\NCChrom\ChromData\A2HP13\20150430-43120.b\P1300026.D				
Injection Date:	30-Apr-2015 22:49:19	Instrument ID:	A2HP13		
Lims ID:	240-49697-B-97-A	Lab Sample ID:	240-49697-97		
Client ID:	DR-WC-S-TP80				
Operator ID:		ALS Bottle#:	26	Worklist Smp#:	11
Injection Vol:	1.0 uL	Dil. Factor:	5.0000		
Method:	PCB13	Limit Group:	GC 8082A ICAL		
Column:		Detector	GC ecd2b		

9 PCB-1262, CAS: 37324-23-5

Calibration Sample, Level: 6

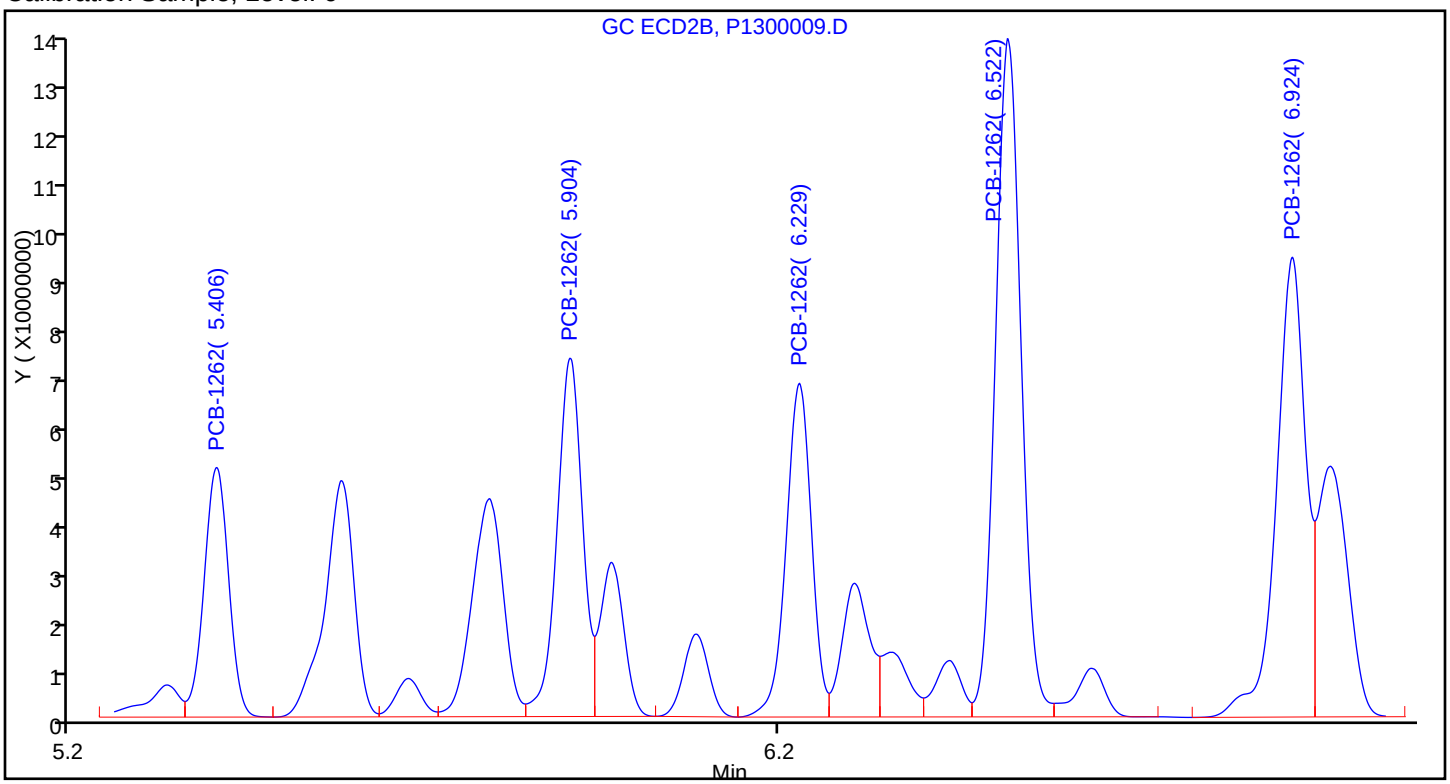

Sample

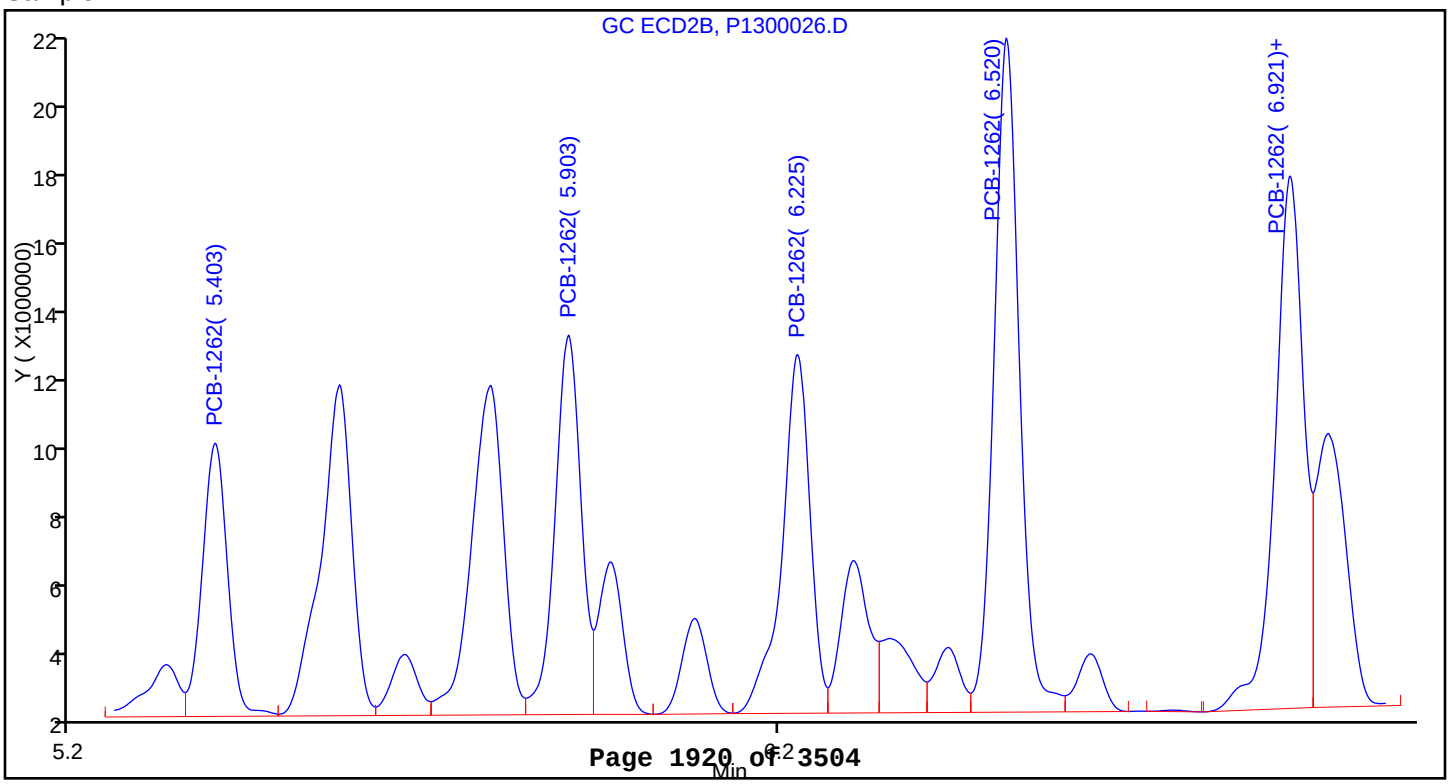

APPENDIX D—CHEMICAL DATA TABLES

Table C-1

Chemical Results of Soil Samples
Dump Road Area Test Pit DR-TP-A80 PCB Soil Characterization-2015
Lockheed Martin, Martin State Airport, Middle River, Maryland

	DR-SB-226					DR-SE
SAMPLE ID	**DR-SB-226-0-3**	**DR-SB-226-24-27**	**DR-SB-226-36-39**	**DR-SB-226-48-51**	**DR-SB-227-0-3**	**DR-SB-227-24-27**
SAMPLE DATE	**20150422**	**20150422**	**20150422**	**20150422**	**20150422**	**20150422**
MATRIX	**SO**	**SO**	**SO**	**SO**	**SO**	**SO**
TOP DEPTH	**0**	**24**	**36**	**48**	**0**	**24**
BOTTOM DEPTH	**3**	**27**	**39**	**51**	**3**	**27**
PCBS (UG/KG)						
AROCLOR-1016	13 U	69 U	170 U	14 U	13 U	74 U
AROCLOR-1221	18 U	92 U	220 U	18 U	17 U	99 U
AROCLOR-1232	22 U	110 U	280 U	23 U	22 U	120 U
AROCLOR-1242	27 J	63 U	3400	13 U	99 J	1100 J
AROCLOR-1248	9 U	220	110 U	9.1 U	8.6 U	49 U
AROCLOR-1254	21 J	80 U	190 U	16 U	150 J	380 J
AROCLOR-1260	10 U	230	120 U	10 U	9.7 U	55 U
AROCLOR-1262	NA	NA	NA	NA	NA	NA
TOTAL AROCLOR	48	450	3400	0 U	249	1480

Table C-1

Chemical Results of Soil Samples
Dump Road Area Test Pit DR-TP-A80 PCB Soil Characterization-2015
Lockheed Martin, Martin State Airport, Middle River, Maryland

	3-227		DR-SB-228			
SAMPLE ID	**DR-SB-227-36-39**	**DR-SB-227-48-51**	**DR-SB-228-0-3**	**DR-SB-228-24-27**	**DR-SB-228-36-39**	**DR-SB-228-48-51**
SAMPLE DATE	**20150422**	**20150422**	**20150421**	**20150421**	**20150421**	**20150421**
MATRIX	**SO**	**SO**	**SO**	**SO**	**SO**	**SO**
TOP DEPTH	**36**	**48**	**0**	**24**	**36**	**48**
BOTTOM DEPTH	**39**	**51**	**3**	**27**	**39**	**51**
PCBS (UG/KG)						
AROCLOR-1016	13 U	15 U	78 U	14 U	14 U	14 U
AROCLOR-1221	17 U	20 U	100 U	19 U	19 U	19 U
AROCLOR-1232	63	25 U	130 U	24 U	24 U	24 U
AROCLOR-1242	12 U	14 U	71 U	13 U	13 U	13 U
AROCLOR-1248	8.7 U	9.8 U	52 U	9.4 U	16 J	9.4 U
AROCLOR-1254	39	120	91 U	16 U	17 U	16 U
AROCLOR-1260	9.8 U	11 U	460	67	30 J	130 J
AROCLOR-1262	NA	NA	NA	NA	NA	NA
TOTAL AROCLOR	102	120	460	67	46	130

Table C-1

Chemical Results of Soil Samples
Dump Road Area Test Pit DR-TP-A80 PCB Soil Characterization-2015
Lockheed Martin, Martin State Airport, Middle River, Maryland

	DR-SB-229					DR-SI
SAMPLE ID	**DR-SB-229-0-3**	**DR-SB-229-24-27**	**DR-SB-229-36-39**	**DR-SB-229-48-51**	**DR-SB-230-0-3**	**DR-SB-230-24-27**
SAMPLE DATE	**20150421**	**20150421**	**20150421**	**20150421**	**20150421**	**20150421**
MATRIX	**SO**	**SO**	**SO**	**SO**	**SO**	**SO**
TOP DEPTH	**0**	**24**	**36**	**48**	**0**	**24**
BOTTOM DEPTH	**3**	**27**	**39**	**51**	**3**	**27**
PCBS (UG/KG)						
AROCLOR-1016	14 U	14 U	17 U	14 U	16 U	15 U
AROCLOR-1221	19 U	19 U	22 U	19 U	21 U	19 U
AROCLOR-1232	23 U	24 U	28 U	24 U	26 U	24 U
AROCLOR-1242	13 U	13 U	15 U	13 U	14 U	13 U
AROCLOR-1248	58 J	9.6 U	11 U	9.4 U	10 U	9.7 U
AROCLOR-1254	16 U	17 U	36 J	16 U	18 U	17 U
AROCLOR-1260	230 J	82 J	12 U	170	40 J	43
AROCLOR-1262	NA	NA	NA	NA	NA	NA
TOTAL AROCLOR	288	82	36	170	40	43

Table C-1

Chemical Results of Soil Samples
Dump Road Area Test Pit DR-TP-A80 PCB Soil Characterization-2015
Lockheed Martin, Martin State Airport, Middle River, Maryland

	3-230		DR-SB-231			
SAMPLE ID	**DR-SB-230-36-39**	**DR-SB-230-48-51**	**DR-SB-231-0-3**	**DR-SB-231-24-27**	**DR-SB-231-36-39**	**DR-SB-231-48-51**
SAMPLE DATE	**20150421**	**20150421**	**20150421**	**20150421**	**20150421**	**20150422**
MATRIX	**SO**	**SO**	**SO**	**SO**	**SO**	**SO**
TOP DEPTH	**36**	**48**	**0**	**24**	**36**	**48**
BOTTOM DEPTH	**39**	**51**	**3**	**27**	**39**	**51**
PCBS (UG/KG)						
AROCLOR-1016	27 U	14 U	15 U	15 U	28 U	14 U
AROCLOR-1221	37 U	19 U	20 U	19 U	37 U	19 U
AROCLOR-1232	46 U	24 U	25 U	24 U	47 U	24 U
AROCLOR-1242	25 U	13 U	14 U	250	170	13 U
AROCLOR-1248	18 U	9.4 U	45	9.7 U	19 U	9.5 U
AROCLOR-1254	32 U	17 J	18 U	130	33 U	17 U
AROCLOR-1260	21 U	11 U	77	11 U	24 J	260 J
AROCLOR-1262	NA	NA	NA	NA	NA	NA
TOTAL AROCLOR	0 U	17	122	380	194	260

Table C-1

Chemical Results of Soil Samples
Dump Road Area Test Pit DR-TP-A80 PCB Soil Characterization-2015
Lockheed Martin, Martin State Airport, Middle River, Maryland

	DR-SB-232					DR-SI
SAMPLE ID	**DR-SB-232-0-3**	**DR-SB-232-24-27**	**DR-SB-232-36-39**	**DR-SB-232-48-51**	**DR-SB-233-0-3**	**DR-SB-233-24-27**
SAMPLE DATE	**20150421**	**20150421**	**20150421**	**20150422**	**20150421**	**20150421**
MATRIX	**SO**	**SO**	**SO**	**SO**	**SO**	**SO**
TOP DEPTH	**0**	**24**	**36**	**48**	**0**	**24**
BOTTOM DEPTH	**3**	**27**	**39**	**51**	**3**	**27**
PCBS (UG/KG)						
AROCLOR-1016	150 U	14 U	69 U	16 U	76 U	14 U
AROCLOR-1221	200 U	18 U	91 U	21 U	100 U	18 U
AROCLOR-1232	240 U	23 U	110 U	27 U	130 U	23 U
AROCLOR-1242	130 U	13 U	63 U	15 U	660 J	13 U
AROCLOR-1248	98 U	9.1 U	46 U	11 U	51 U	9.1 U
AROCLOR-1254	2500 J	16 U	190 J	19 U	840 J	16 U
AROCLOR-1260	110 U	20 J	51 U	69 J	57 U	11 J
AROCLOR-1262	NA	NA	NA	NA	NA	NA
TOTAL AROCLOR	2500	20	190	69	1500	11

Table C-1

Chemical Results of Soil Samples
Dump Road Area Test Pit DR-TP-A80 PCB Soil Characterization-2015
Lockheed Martin, Martin State Airport, Middle River, Maryland

	3-233		DR-SB-234			
SAMPLE ID	**DR-SB-233-36-39**	**DR-SB-233-48-51**	**DR-SB-234-0-3**	**DR-SB-234-24-27**	**DR-SB-234-36-39**	**DR-SB-234-48-51**
SAMPLE DATE	**20150421**	**20150421**	**20150421**	**20150421**	**20150421**	**20150421**
MATRIX	**SO**	**SO**	**SO**	**SO**	**SO**	**SO**
TOP DEPTH	**36**	**48**	**0**	**24**	**36**	**48**
BOTTOM DEPTH	**39**	**51**	**3**	**27**	**39**	**51**
PCBS (UG/KG)						
AROCLOR-1016	14 U	13 U	15 U	14 U	13 U	14 U
AROCLOR-1221	19 U	18 U	19 U	18 U	17 U	19 U
AROCLOR-1232	24 U	22 U	24 U	23 U	21 U	24 U
AROCLOR-1242	13 U	12 U	13 U	13 U	12 U	13 U
AROCLOR-1248	9.6 U	8.9 U	9.7 U	9.1 U	8.6 U	9.5 U
AROCLOR-1254	170	150 J	17 U	120 J	15 U	50 J
AROCLOR-1260	11 U	10 U	110 J	10 U	46 J	11 U
AROCLOR-1262	NA	NA	NA	NA	NA	NA
TOTAL AROCLOR	170	150	110	120	46	50

Table C-1

Chemical Results of Soil Samples
Dump Road Area Test Pit DR-TP-A80 PCB Soil Characterization-2015
Lockheed Martin, Martin State Airport, Middle River, Maryland

	DR-SB-235					DR-SI
SAMPLE ID	**DR-SB-235-0-3**	**DR-SB-235-24-27**	**DR-SB-235-36-39**	**DR-SB-235-48-51**	**DR-SB-236-0-3**	**DR-SB-236-24-27**
SAMPLE DATE	**20150421**	**20150421**	**20150421**	**20150421**	**20150422**	**20150422**
MATRIX	**SO**	**SO**	**SO**	**SO**	**SO**	**SO**
TOP DEPTH	**0**	**24**	**36**	**48**	**0**	**24**
BOTTOM DEPTH	**3**	**27**	**39**	**51**	**3**	**27**
PCBS (UG/KG)						
AROCLOR-1016	15 U	14 U	14 U	14 U	15 U	15 U
AROCLOR-1221	20 U	19 U	19 U	19 U	20 U	19 U
AROCLOR-1232	25 U	23 U	24 U	23 U	25 U	24 U
AROCLOR-1242	14 U	13 U	13 U	13 U	14 U	13 U
AROCLOR-1248	10 U	9.3 U	9.5 U	9.4 U	10 U	9.7 U
AROCLOR-1254	67 J	38	63	16 U	18 U	17 U
AROCLOR-1260	11 U	10 U	11 U	11 U	27 J	11 U
AROCLOR-1262	NA	NA	NA	NA	NA	NA
TOTAL AROCLOR	67	38	63	0 U	27	0 U

Table C-1

Chemical Results of Soil Samples
Dump Road Area Test Pit DR-TP-A80 PCB Soil Characterization-2015
Lockheed Martin, Martin State Airport, Middle River, Maryland

	3-236		DR-SB-237			
SAMPLE ID	**DR-SB-236-36-39**	**DR-SB-236-48-51**	**DR-SB-237-0-3**	**DR-SB-237-24-27**	**DR-SB-237-36-39**	**DR-SB-237-48-51**
SAMPLE DATE	**20150422**	**20150422**	**20150421**	**20150421**	**20150421**	**20150421**
MATRIX	**SO**	**SO**	**SO**	**SO**	**SO**	**SO**
TOP DEPTH	**36**	**48**	**0**	**24**	**36**	**48**
BOTTOM DEPTH	**39**	**51**	**3**	**27**	**39**	**51**
PCBS (UG/KG)						
AROCLOR-1016	28 U	14 U	15 U	15 U	14 U	14 U
AROCLOR-1221	37 U	18 U	19 U	20 U	19 U	19 U
AROCLOR-1232	47 U	23 U	24 U	25 U	23 U	24 U
AROCLOR-1242	26 U	12 U	13 U	14 U	13 U	13 U
AROCLOR-1248	19 U	9 U	9.7 U	10 U	9.3 U	9.5 U
AROCLOR-1254	33 U	16 U	17 U	18 U	16 U	17 U
AROCLOR-1260	21 U	11 J	46 J	130 J	10 U	45
AROCLOR-1262	NA	NA	NA	NA	NA	NA
TOTAL AROCLOR	0 U	11	46	130	0 U	45

Table C-1

Chemical Results of Soil Samples
Dump Road Area Test Pit DR-TP-A80 PCB Soil Characterization-2015
Lockheed Martin, Martin State Airport, Middle River, Maryland

	DR-SB-238					DR-SI
SAMPLE ID	**DR-SB-238-0-3**	**DR-SB-238-24-27**	**DR-SB-238-36-39**	**DR-SB-238-48-51**	**DR-SB-239-0-3**	**DR-SB-239-24-27**
SAMPLE DATE	**20150421**	**20150421**	**20150421**	**20150421**	**20150421**	**20150421**
MATRIX	**SO**	**SO**	**SO**	**SO**	**SO**	**SO**
TOP DEPTH	**0**	**24**	**36**	**48**	**0**	**24**
BOTTOM DEPTH	**3**	**27**	**39**	**51**	**3**	**27**
PCBS (UG/KG)						
AROCLOR-1016	75 U	15 U	15 U	75 U	14 U	15 U
AROCLOR-1221	100 U	20 U	20 U	100 U	19 U	19 U
AROCLOR-1232	120 U	25 U	25 U	130 U	23 U	24 U
AROCLOR-1242	69 U	14 U	300 J	520	160 J	45 J
AROCLOR-1248	95 J	10 U	9.9 U	50 U	9.4 U	9.7 U
AROCLOR-1254	87 U	120 J	110 J	600	230 J	17 U
AROCLOR-1260	220	11 U	11 U	56 U	11 U	210 J
AROCLOR-1262	NA	NA	NA	NA	NA	NA
TOTAL AROCLOR	315	120	410	1120	390	255

Table C-1

Chemical Results of Soil Samples
Dump Road Area Test Pit DR-TP-A80 PCB Soil Characterization-2015
Lockheed Martin, Martin State Airport, Middle River, Maryland

	3-239		DR-SB-240			
SAMPLE ID	**DR-SB-239-36-39**	**DR-SB-239-48-51**	**DR-SB-240-0-3**	**DR-SB-240-24-27**	**DR-SB-240-36-39**	**DR-SB-240-48-51**
SAMPLE DATE	**20150421**	**20150421**	**20150422**	**20150422**	**20150422**	**20150422**
MATRIX	**SO**	**SO**	**SO**	**SO**	**SO**	**SO**
TOP DEPTH	**36**	**48**	**0**	**24**	**36**	**48**
BOTTOM DEPTH	**39**	**51**	**3**	**27**	**39**	**51**
PCBS (UG/KG)						
AROCLOR-1016	14 U	16 U	17 U	14 U	29 U	15 U
AROCLOR-1221	19 U	21 U	23 U	19 U	38 U	20 U
AROCLOR-1232	24 U	26 U	29 U	24 U	48 U	25 U
AROCLOR-1242	13 U	14 U	16 U	13 U	26 U	14 U
AROCLOR-1248	9.5 U	10 U	11 U	9.5 U	19 U	10 U
AROCLOR-1254	17 U	60 J	180 J	52 J	33 U	61 J
AROCLOR-1260	66	12 U	13 U	11 U	21 U	11 U
AROCLOR-1262	NA	NA	NA	NA	NA	NA
TOTAL AROCLOR	66	60	180	52	0 U	61

Table C-1

Chemical Results of Soil Samples
Dump Road Area Test Pit DR-TP-A80 PCB Soil Characterization-2015
Lockheed Martin, Martin State Airport, Middle River, Maryland

	DR-SB-241					DR-SI
SAMPLE ID	**DR-SB-241-0-3**	**DR-SB-241-24-27**	**DR-SB-241-36-39**	**DR-SB-241-48-51**	**DR-SB-242-0-3**	**DR-SB-242-24-27**
SAMPLE DATE	**20150421**	**20150421**	**20150421**	**20150422**	**20150421**	**20150421**
MATRIX	**SO**	**SO**	**SO**	**SO**	**SO**	**SO**
TOP DEPTH	**0**	**24**	**36**	**48**	**0**	**24**
BOTTOM DEPTH	**3**	**27**	**39**	**51**	**3**	**27**
PCBS (UG/KG)						
AROCLOR-1016	76 U	15 U	14 U	14 U	1400 U	15 U
AROCLOR-1221	100 U	19 U	19 U	19 U	1900 U	19 U
AROCLOR-1232	130 U	24 U	24 U	23 U	2400 U	24 U
AROCLOR-1242	70 U	13 U	13 U	13 U	1300 U	13 U
AROCLOR-1248	290 J	9.7 U	9.4 U	9.4 U	20000 J	9.7 U
AROCLOR-1254	89 U	17 U	16 U	16 U	1700 U	17 U
AROCLOR-1260	240 J	22 J	22 J	110 J	1600 J	11 U
AROCLOR-1262	NA	NA	NA	NA	NA	NA
TOTAL AROCLOR	530	22	22	110	21600	0 U

Table C-1

Chemical Results of Soil Samples
Dump Road Area Test Pit DR-TP-A80 PCB Soil Characterization-2015
Lockheed Martin, Martin State Airport, Middle River, Maryland

	3-242		DR-SB-243			
SAMPLE ID	**DR-SB-242-36-39**	**DR-SB-242-48-51**	**DR-SB-243-0-3**	**DR-SB-243-24-27**	**DR-SB-243-36-39**	**DR-SB-243-48-51**
SAMPLE DATE	**20150421**	**20150421**	**20150421**	**20150421**	**20150421**	**20150421**
MATRIX	**SO**	**SO**	**SO**	**SO**	**SO**	**SO**
TOP DEPTH	**36**	**48**	**0**	**24**	**36**	**48**
BOTTOM DEPTH	**39**	**51**	**3**	**27**	**39**	**51**
PCBS (UG/KG)						
AROCLOR-1016	6800 U	14 U	30 U	14 U	15 U	16 U
AROCLOR-1221	9100 U	19 U	40 U	18 U	21 U	21 U
AROCLOR-1232	11000 U	24 U	49 U	23 U	26 U	26 U
AROCLOR-1242	6300 U	13 U	27 U	12 U	14 U	14 U
AROCLOR-1248	51000 J	55 J	20 U	9.1 U	10 U	36 J
AROCLOR-1254	8000 U	17 U	350	54	110	18 U
AROCLOR-1260	6400 J	11 U	22 U	10 U	12 U	18 J
AROCLOR-1262	NA	NA	NA	NA	NA	NA
TOTAL AROCLOR	57400	55	350	54	110	54

Table C-1

Chemical Results of Soil Samples
Dump Road Area Test Pit DR-TP-A80 PCB Soil Characterization-2015
Lockheed Martin, Martin State Airport, Middle River, Maryland

	DR-SB-244					DR-SI
SAMPLE ID	**DR-SB-244-0-3**	**DR-SB-244-24-27**	**DR-SB-244-36-39**	**DR-SB-244-48-51**	**DR-SB-245-0-3**	**DR-SB-245-24-27**
SAMPLE DATE	**20150421**	**20150421**	**20150421**	**20150421**	**20150422**	**20150422**
MATRIX	**SO**	**SO**	**SO**	**SO**	**SO**	**SO**
TOP DEPTH	**0**	**24**	**36**	**48**	**0**	**24**
BOTTOM DEPTH	**3**	**27**	**39**	**51**	**3**	**27**
PCBS (UG/KG)						
AROCLOR-1016	15 U	73 U	15 U	14 U	16 U	14 U
AROCLOR-1221	21 U	97 U	20 U	19 U	21 U	19 U
AROCLOR-1232	26 U	120 U	25 U	24 U	27 U	24 U
AROCLOR-1242	14 U	67 U	14 U	13 U	15 U	13 U
AROCLOR-1248	10 U	48 U	9.8 U	9.6 U	11 U	9.6 U
AROCLOR-1254	88	370	17 U	48 J	100 J	33 J
AROCLOR-1260	12 U	55 U	74 J	11 U	12 U	11 U
AROCLOR-1262	NA	NA	NA	NA	NA	NA
TOTAL AROCLOR	88	370	74	48	100	33

Table C-1

Chemical Results of Soil Samples
Dump Road Area Test Pit DR-TP-A80 PCB Soil Characterization-2015
Lockheed Martin, Martin State Airport, Middle River, Maryland

	3-245		DR-SB-246			
SAMPLE ID	**DR-SB-245-36-39**	**DR-SB-245-48-51**	**DR-SB-246-0-3**	**DR-SB-246-24-27**	**DR-SB-246-36-39**	**DR-SB-246-48-51**
SAMPLE DATE	**20150422**	**20150422**	**20150422**	**20150422**	**20150422**	**20150422**
MATRIX	**SO**	**SO**	**SO**	**SO**	**SO**	**SO**
TOP DEPTH	**36**	**48**	**0**	**24**	**36**	**48**
BOTTOM DEPTH	**39**	**51**	**3**	**27**	**39**	**51**
PCBS (UG/KG)						
AROCLOR-1016	14 U	72 U	1400 U	140 U	71 U	28 U
AROCLOR-1221	19 U	96 U	1900 U	180 U	95 U	37 U
AROCLOR-1232	24 U	120 U	2400 U	230 U	120 U	47 U
AROCLOR-1242	13 U	66 U	1300 U	130 U	65 U	26 U
AROCLOR-1248	9.5 U	48 U	960 U	91 U	48 U	19 U
AROCLOR-1254	130 J	120 J	14000	1700	83 U	33 U
AROCLOR-1260	11 U	54 U	1100 U	100 U	54 U	21 U
AROCLOR-1262	NA	NA	NA	NA	NA	NA
TOTAL AROCLOR	130	120	14000	1700	0 U	0 U

Table C-1

Chemical Results of Soil Samples
Dump Road Area Test Pit DR-TP-A80 PCB Soil Characterization-2015
Lockheed Martin, Martin State Airport, Middle River, Maryland

	DR-SB-247					DR-SI
SAMPLE ID	**DR-SB-247-0-3**	**DR-SB-247-24-27**	**DR-SB-247-36-39**	**DR-SB-247-48-51**	**DR-SB-248-0-3**	**DR-SB-248-24-27**
SAMPLE DATE	**20150421**	**20150421**	**20150421**	**20150422**	**20150421**	**20150421**
MATRIX	**SO**	**SO**	**SO**	**SO**	**SO**	**SO**
TOP DEPTH	**0**	**24**	**36**	**48**	**0**	**24**
BOTTOM DEPTH	**3**	**27**	**39**	**51**	**3**	**27**
PCBS (UG/KG)						
AROCLOR-1016	15 U	14 U	70 U	15 U	15 U	14 U
AROCLOR-1221	20 U	19 U	93 U	19 U	20 U	19 U
AROCLOR-1232	25 U	24 U	120 U	24 U	25 U	23 U
AROCLOR-1242	14 U	13 U	64 U	13 U	14 U	13 U
AROCLOR-1248	9.9 U	9.4 U	47 U	9.7 U	10 U	9.3 U
AROCLOR-1254	17 U	170 J	570 J	45 J	85	16 U
AROCLOR-1260	35 J	11 U	53 U	11 U	11 U	18 J
AROCLOR-1262	NA	NA	NA	NA	NA	NA
TOTAL AROCLOR	35	170	570	45	85	18

Table C-1

Chemical Results of Soil Samples
Dump Road Area Test Pit DR-TP-A80 PCB Soil Characterization-2015
Lockheed Martin, Martin State Airport, Middle River, Maryland

	3-248		DR-SB-249			
SAMPLE ID	**DR-SB-248-36-39**	**DR-SB-248-48-51**	**DR-SB-249-0-3**	**DR-SB-249-24-27**	**DR-SB-249-36-39**	**DR-SB-249-48-51**
SAMPLE DATE	**20150421**	**20150421**	**20150421**	**20150421**	**20150421**	**20150421**
MATRIX	**SO**	**SO**	**SO**	**SO**	**SO**	**SO**
TOP DEPTH	**36**	**48**	**0**	**24**	**36**	**48**
BOTTOM DEPTH	**39**	**51**	**3**	**27**	**39**	**51**
PCBS (UG/KG)						
AROCLOR-1016	14 U	15 U	73 U	74 U	14 U	74 U
AROCLOR-1221	19 U	19 U	97 U	98 U	19 U	99 U
AROCLOR-1232	23 U	24 U	120 U	120 U	24 U	120 U
AROCLOR-1242	13 U	13 U	67 U	67 U	13 U	68 U
AROCLOR-1248	9.3 U	9.7 U	49 U	49 U	9.4 U	50 U
AROCLOR-1254	16 U	17 U	320	350	110	330
AROCLOR-1260	10 U	11 U	55 U	55 U	11 U	56 U
AROCLOR-1262	NA	NA	NA	NA	NA	NA
TOTAL AROCLOR	0 U	0 U	320	350	110	330

APPENDIX E—USEPA FORM 7710-53: “NOTIFICATION OF PCB ACTIVITY”

Certified Statement for U.S. Environmental Protection Agency Requirements

40 CFR §761.61(a)(3)(E): A written certification, signed by the owner of the property where the cleanup site is located and the party conducting the cleanup, that all sampling plans, sample collection procedures, extraction procedures, and instrumental/chemical procedures used to characterize polychlorinated biphenyl (PCB) contamination at the cleanup site are on file at the location designated in the certificate and are available for United States Environmental Protection Agency (USEPA) inspection.

Lockheed Martin Corporation hereby certifies that all sampling plans, sample collection procedures, sample preparation procedures, extraction procedures, and instrumental/chemical analysis procedures used to assess or characterize polychlorinated biphenyl contamination in the Dump Road Area located on the Martin State Airport have been submitted to the USEPA and are on file and available for review at the Essex Public Library, 1110 Eastern Boulevard, Essex, Maryland.

Owner, Martin State Airport **Date**

Paul Calligan
Project Lead, Environmental Remediation
Lockheed Martin Corporation