Technical Memorandum: July 2014 Surface Water Sampling Results for Frog Mortar Creek Martin State Airport 701 Wilson Point Road Middle River, Maryland

Prepared for:

Lockheed Martin Corporation

Prepared by:

Tetra Tech, Inc.

December 2014



Michael Martin, P.G.
Regional Manager



Anthony Apanavage, P.G.
Project Manager

TABLE OF CONTENTS

Section			Page
ACRONYMS			iii
1	INTRODUCTION		1-1
2	SITE BACKGROUND AND PREVIOUS INVESTIGATIONS		2-1
3	INVESTIGATION APPROACH AND METHODOLOGY		3-1
	3.1	SURFACE WATER SAMPLING	3-1
		3.1.1 Surface Water Sampling and Chemical Analyses	3-1
		3.1.2 Documentation	3-3
		3.1.3 Sample Nomenclature and Handling	3-3
		3.1.4 Equipment Decontamination	3-4
		3.1.5 Waste Management	3-4
	3.2	DATA MANAGEMENT	3-4
		3.2.1 Data Tracking and Control	3-5
		3.2.2 Sample Information	3-5
		3.2.3 Project Data Compilation	3-5
		3.2.4 Geographic Information System	3-6
	3.3	DATA REVIEW	3-6
4	RESULTS		4-1
	4.1	SURFACE WATER DATA AND SCREENING CRITERIA	4-1
	4.2	SURFACE WATER SAMPLING RESULTS	4-2
		4.2.1 Volatile Organic Compounds	4-2
		4.2.2 Metals	4-5
		4.2.3 Hexavalent Chromium	4-5
	4.3	UPCOMING 2014 SAMPLING ROUNDS	4-5
5	SUMMARY		5-1
6	REFERENCES		6-1

APPENDICES

APPENDIX A—SURFACE-WATER-SAMPLE LOG SHEETS

APPENDIX B—DATA-VALIDATION REPORTS

APPENDIX C—CHEMICAL-RESULTS DATA TABLE

TABLE OF CONTENTS (continued)

LIST OF FIGURES

Page

Figure 1-1 Martin State Airport, Dump Road Area, and Frog Mortar Creek Location Map 1-2

Figure 2-1 Martin State Airport and Surrounding Features 2-3

Figure 2-2 Site Features and Areas of Concern—Dump Road Area 2-4

Figure 3-1 Surface Water Sampling Locations, July 2014 3-9

Figure 4-1 Concentrations of Trichloroethene in Surface Water Samples, July 2014 4-18

Figure 4-2 Concentrations of *cis*-1,2-Dichloroethene in Surface Water Samples, July 2014 4-19

Figure 4-3 Concentrations of Vinyl Chloride in Surface Water Samples, July 2014 4-20

LIST OF TABLES

Page

Table 3-1 List of Samples and Chemical Analyses for Surface Water Samples—July 2014 3-8

Table 4-1 Statistical Summary of Analytes Detected in Surface Water Samples—July 2014 4-6

Table 4-2 Detected Analytes and Screening-Level Exceedances in Surface Water Samples—July 2014 4-7

ACRONYMS

AWQC	ambient water quality criteria
BTAG	Biological Technical Advisory Group
BTEX	benzene, toluene, ethylbenzene, and xylenes
cis-1,2-DCE	*cis*-1,2-dichloroethene
COMAR	*Code of Maryland Regulations*
cVOC	chlorinated volatile organic compound
DRA	Dump Road Area
EL	Edwards Lane
GIS	geographic information system
IDW	investigation-derived waste
Lockheed Martin	Lockheed Martin Corporation
MDANG	Maryland Air National Guard
MDE	Maryland Department of the Environment
mg/L	milligram(s) per liter
MSA	Martin State Airport
µg/L	microgram(s) per liter
NRWQC	national recommended water quality criteria
PDF	portable document format
PPE	personal protective equipment
SVOC	semivolatile organic compound
TCE	trichloroethene
TB	trip blank
Tetra Tech	Tetra Tech, Inc.
USEPA	United States Environmental Protection Agency
VC	vinyl chloride
VOC	volatile organic compound

This page intentionally left blank.

Section 1
Introduction

On behalf of Lockheed Martin Corporation (Lockheed Martin), Tetra Tech, Inc. (Tetra Tech) has prepared this technical memorandum presenting sampling results for surface water in Frog Mortar Creek, adjacent to the Dump Road Area (DRA) at Martin State Airport (MSA) in Middle River, Maryland (see Figure 1-1). This work was conducted according to the *2014 Surface Water Sampling Work Plan* (Tetra Tech, 2014a). Analytical results for surface water samples collected from Frog Mortar Creek on July 7, 2014 are compared to screening levels for the protection of human health and the environment herein. This investigation obtained additional chemical and spatial-distribution data for volatile organic compounds (VOCs) and metals in creek surface water that might emanate from a groundwater plume at the Dump Road Area of Martin State Airport. These data will be used in future efforts to:

- evaluate the interaction between Dump Road Area shallow groundwater and Frog Mortar Creek
- provide information to assess human health risks for recreational users of Frog Mortar Creek
- provide information to update modeling of shallow-groundwater flow patterns and discharge to Frog Mortar Creek

This technical memorandum is organized as follows:

Section 2—Site Background and Previous Investigations: Briefly describes the site and previous Frog Mortar Creek investigations.

Section 3—Investigation Approach and Methodology: Presents the technical approach and field methodology used for surface water sampling.

Section 4—Results: Presents the investigation results.

Section 5—Summary: Summarizes the investigation approach and results.

Section 6—References: Cites references used to compile this memorandum.

Map Document: (K:\GProject\MartinStateAirport-LMC\MapDocs\MXD\Maps\MSA and Dump Road Area location map_1 9 12.mxd)
1/9/2012 -- 10:27:03 AM

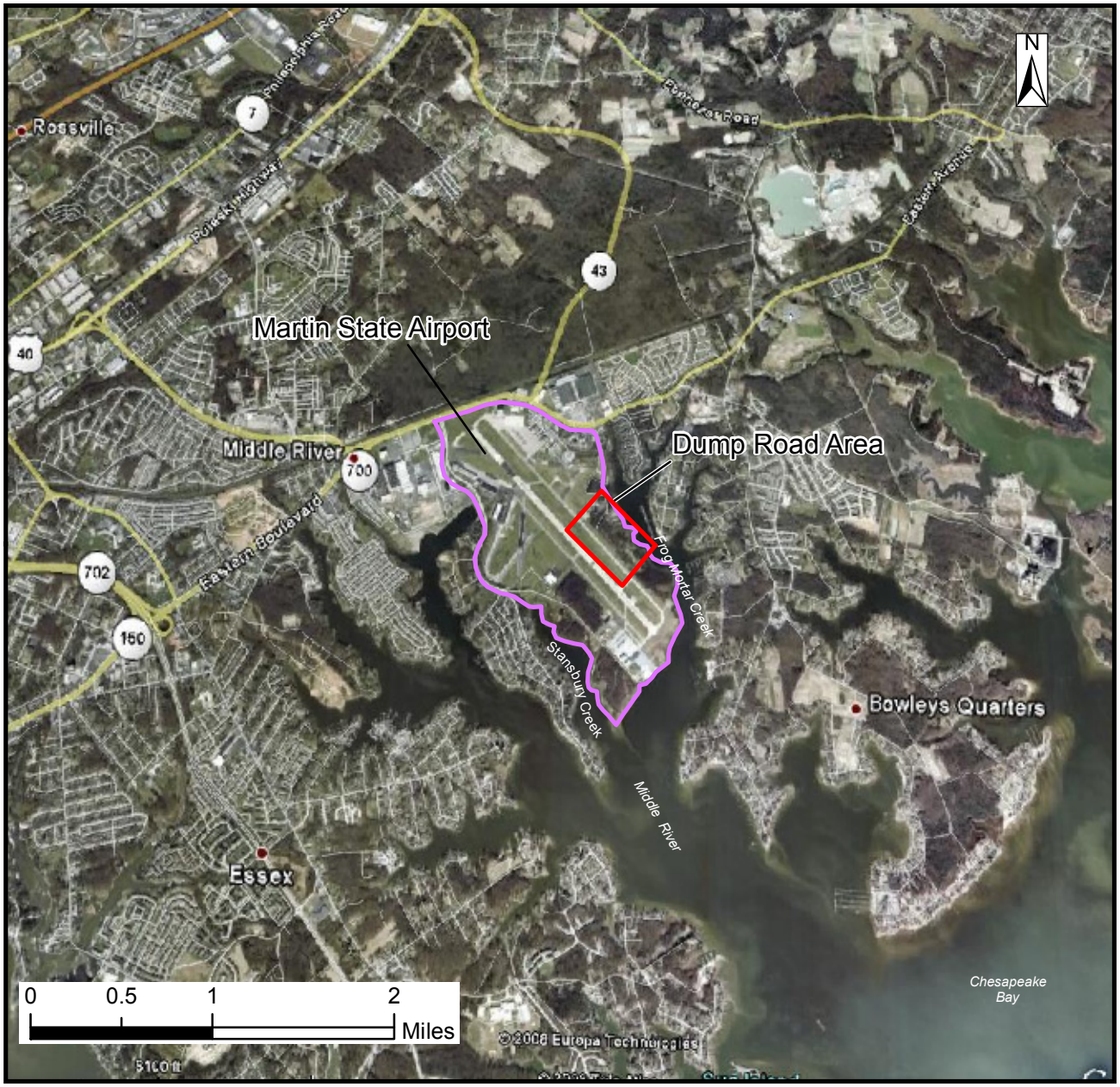

Source: Google Earth Pro, 2008

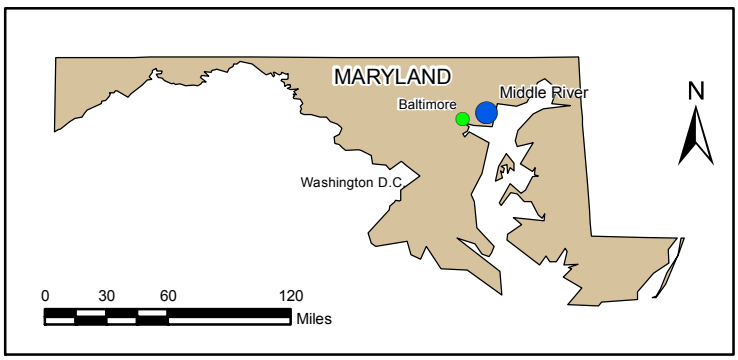

FIGURE 1-1

MARTIN STATE AIRPORT, DUMP ROAD AREA, AND FROG MORTAR CREEK LOCATION MAP

Frog Mortar Creek
Lockheed Martin, Martin State Airport
Middle River, Maryland

DATE MODIFIED:	CREATED BY:
1/9/12	MP

TETRA TECH

Section 2
Site Background and Previous Investigations

Martin State Airport (MSA) is at 701 Wilson Point Road in Middle River, Maryland. It is bounded by Frog Mortar Creek to the east and Stansbury Creek to the west (Figure 2-1); both are tidal tributaries of Chesapeake Bay. The area under investigation is Frog Mortar Creek, which is east of and adjacent to the Dump Road Area (DRA) at MSA (Figures 2-1 and 2-2).

Environmental studies have been conducted at the DRA since 1991, when the Maryland Aviation Administration (MAA) removed drums discovered near Taxiway Tango (Figure 2-2). The DRA currently consists mostly of open meadows, mowed grass, and heavily wooded areas; however, it also includes a portion of Taxiway Tango and extends to the airport runway. Taxiway Tango is a concrete and asphalt taxiway currently used by the Maryland Air National Guard (MDANG) for military aircraft operations. The airport runway is used by the MDANG and by state-owned and private aircraft.

Previous environmental studies at MSA demonstrate that soil, pond sediment, and groundwater at the DRA have been impacted by volatile organic compounds (VOCs), semivolatile organic compounds (SVOCs), and metals resulting from historical dumping and backfilling. Chlorinated VOCs (cVOCs), including trichloroethene (TCE), *cis*-1,2-dichloroethene (*cis*-1,2-DCE), and vinyl chloride (VC); petroleum-related VOCs such as benzene, toluene, ethylbenzene, and xylenes (BTEX); and several metals have been detected in DRA groundwater at concentrations exceeding state groundwater standards.

Frog Mortar Creek is hydraulically downgradient of the DRA and receives groundwater discharging from the DRA. TCE, *cis*-1,2-DCE, VC, benzene, toluene, xylenes, and several metals have also been detected in surface water samples collected from Frog Mortar Creek. Surface water samples have been collected from Frog Mortar Creek since 1997, and multiple

rounds of samples have been collected annually since 2010. Summaries of studies conducted at Frog Mortar Creek from 1997–2013, and details of the area's physical setting, land use, physiography, and surface/subsurface conditions (i.e., soils, hydrology, and geology) are in the *2013 Surface Water Sampling Report for Frog Mortar Creek* (Tetra Tech, 2014b), and are therefore not repeated herein.

Map Document: (K:\GProject\MartinStateAirport-LMC\MapDocs\MXD\Maps\MSA Main Terminal and Surrounding Features_revised 1 13 12.mxd)
1/13/2012 -- 1:01:35 PM



Source: Google Earth Pro, 2010

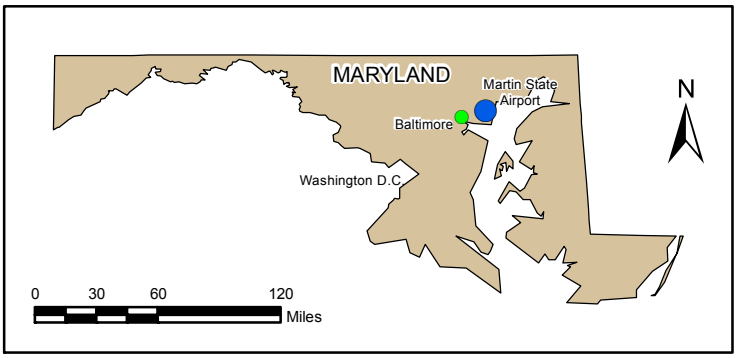

FIGURE 2-1

MARTIN STATE AIRPORT AND SURROUNDING FEATURES

Frog Mortar Creek
Lockheed Martin, Martin State Airport
Middle River, Maryland

DATE MODIFIED:	CREATED BY:
1/13/12	MP

TETRA TECH

Map Document: (K:\GProject\MartinStateAirport-LMC\MapDocs\MXD\Maps\MSA MW and PZ_1994_1996_revised 032513.mxd)
3/25/2013 -- 3:02:28 PM



FIGURE 2-2

SITE FEATURES AND AREAS OF CONCERN
DUMP ROAD AREA

LEGEND

- GROUNDWATER MONITORING WELL (MW) AND PIEZOMETER (PZ), 1994 - 1996
- OUTLINE OF FORMER COVE
- MARYLAND AIR NATIONAL GUARD BOUNDARY
- EARTHEN BERM
- EXTENT OF UNSATURATED CONTAMINATED SOIL AND LANDFILL MATERIAL
- POND

Lockheed Martin, Martin State Airport
Middle River, Maryland

0 60 120 240 Feet

N

DATE MODIFIED: 3/25/13

CREATED BY: SP

TETRA TECH

Section 3
Investigation Approach and Methodology

Previous surface water sampling data for Frog Mortar Creek support the need for additional investigations to assess the extent to which surface water is affected by groundwater discharged from the Dump Road Area (DRA). The volatile organic compounds (VOCs) trichloroethene (TCE), *cis*-1,2-dichloroethene (*cis*-1,2-DCE), and vinyl chloride (VC) have previously been detected in Frog Mortar Creek surface water samples at concentrations exceeding ecological and/or human health screening-criteria; these analytes have also been detected in groundwater at the DRA. Surface water data from Frog Mortar Creek were used to evaluate chemical concentrations with respect to United States Environmental Protection Agency (USEPA) or Maryland screening levels for these constituents. These screening criteria include USEPA national recommended water quality criteria (NRWQC), Maryland ambient water quality criteria (AWQC), USEPA Biological Technical Advisory Group (BTAG) surface water screening-benchmarks, and site-specific screening levels for swimming developed by Lockheed Martin Corporation (Lockheed Martin).

The July 2014 sampling event is the third of six surface-water sampling rounds in 2014. The July sampling round assessed water quality in early summer, when there is increased water recreation in Frog Mortar Creek. The next sampling round is scheduled for August 2014.

3.1 SURFACE WATER SAMPLING

3.1.1 Surface Water Sampling and Chemical Analyses

Forty surface water samples were collected from Frog Mortar Creek near the DRA site on July 7, 2014. Sampling locations are shown in Figure 3-1. Four samples were collected along each of nine transects, spaced approximately 350 feet apart along the western shoreline of Frog Mortar Creek; these transects are designated MSA-SW37, MSA-SW38, MSA-SW39,

MSA-SW40, MSA-SW41, MSA-SW42, MSA-SW43, MSA-SW44, and MSA-SW45. Four samples were also collected along a transect extending out from the eastern shoreline of the creek at 3301 Edwards Lane (EL); this transect is designated EL-SW01 (see Figure 3-1). Along each transect, one sample was collected near the shoreline ("A" sample), one was collected approximately 50 feet from the shoreline ("B" sample), one was collected approximately 100 feet from the shoreline ("C" sample), and one was collected approximately 200 feet from the shoreline ("D" sample). Each sample was collected approximately one foot below the water surface. All surface water sampling locations were surveyed in the Maryland State Plane North American Datum 1983 (in feet) using a handheld global positioning system receiver.

Western-shoreline-transect samples (MSA-SW37 through MSA-SW45) at Frog Mortar Creek were analyzed for the following constituents and/or parameters:

- VOCs by SW846 Method 8260B (including Freon 113 [1,1,2-trichloro-1,2,2-trifluoroethane], Freon 22 [chlorodifluoromethane] and tentatively identified compounds)
- dissolved metals (filtered in the field) by SW846 Methods 6020A/7470A
- hardness by Standard Method SM 2340B
- hexavalent chromium by USEPA Method 218.6

The eastern-shoreline- transect samples (i.e., EL-SW01A–D) were analyzed for VOCs only. Analytical parameters for the Frog Mortar Creek samples are in Table 3-1. Water-quality parameters (including temperature, pH, specific conductance, salinity, turbidity, dissolved oxygen, and oxidation-reduction potential) were recorded at the time of sampling, along with the depth of water at all surface water sampling locations. Tidal-gauge water measurements were also obtained from the staff gauge at 3301 Edwards Lane before and after sampling. Sampling information was documented on the sample log sheets (see Appendix A).

Surface water samples were collected as grab samples from approximately one foot below the water surface using direct-fill sampling techniques. VOC samples were collected using a stainless steel discrete-interval sampler (also known as a "bacon bomb" sampler). The sampler was lowered to approximately one foot below the water surface, the check valve was then engaged to allow the sampler to fill, the sampler was brought back to the surface, and the water

was removed through a valve to fill three, laboratory-cleaned, hydrochloric-acid-preserved, 40-milliliter sample vials. The discrete-interval sampler was cleaned after each use by rinsing over the creek with distilled water. No decontamination fluids were collected during this sampling event.

Hexavalent chromium samples were collected in pre-cleaned bottles containing no sample preservatives (i.e., no nitric acid for preservation as compared to other metal samples). Each bottle was submerged approximately one foot below the water surface and allowed to fill. Hexavalent chromium samples must be analyzed within 24 hours of collection; therefore, these samples were expedited to the laboratory so they could be analyzed within the prescribed holding time. Field-filtered metals samples (i.e., samples for metals other than hexavalent chromium) were preserved in the field with nitric acid to the appropriate pH level and collected using a peristaltic pump. No duplicates were collected during this sampling round. A trip blank (one per cooler containing VOC samples) was submitted for VOC analysis for quality assurance/quality control purposes.

3.1.2 Documentation

A master site logbook was maintained as an overall record of field activities for the site. Sample documentation includes completed chain of custody forms and surface-water-specific sample log sheets. Chain of custody forms are standardized to summarize and document pertinent sample information, such as sample identification and type, matrix, date and time of collection, preservation, and the analysis requested. Sample-custody procedures document sample acquisition and integrity. Surface water sample log sheets are in Appendix A. Chain of custody forms and data validation reports are in Appendix B.

3.1.3 Sample Nomenclature and Handling

Surface water samples collected from transects SW37 through SW45 are identified with a unique sample identification tag. Surface water samples are labeled with an "MSA-SW" prefix, followed by the sample transect number, the profile location ("A," "B," "C," or "D"), and the six-digit sampling date. Similarly, surface water samples collected from Edwards Lane transects are identified with an "EL-SW01" prefix, the profile location ("A," "B," "C," or "D"), and the six-digit sampling date. For example, the surface water sample collected on July 7, 2014 from

MSA-SW37A is labeled MSA-SW37A-070714. The trip blank is labeled with a "TB" prefix followed by the sample's six-digit submittal date (e.g., TB-070714).

Sample handling includes field-related considerations concerning the selection of sample containers, preservatives, allowable holding times, and analyses requested. Proper custody procedures were followed throughout all phases of sample collection and handling. Chain of custody protocols were used throughout sample handling to assure the evidentiary integrity of sample containers. These protocols demonstrate that the samples were handled and transferred in a manner that would prevent or detect possible tampering.

Sample containers were released under signature from the laboratory and accepted under signature by the sampler(s) or other individual(s) responsible for maintaining custody, until the sample containers could be transferred to the sampler(s). Transport containers returning to the laboratory were sealed with strapping tape and a tamper-resistant custody seal. The custody seal contains the signature of the individual releasing the transport container, along with the date and time.

3.1.4 Equipment Decontamination

This project required minimal equipment decontamination. Both dedicated and disposable equipment were used for surface water sampling to reduce decontamination activities and eliminate potential sample cross-contamination. The discrete-interval sampler was cleaned after each use by rinsing with distilled water. Equipment was cleaned over the (creek) water after each sample had been collected. No decontamination fluids were collected during this sampling event.

3.1.5 Waste Management

Investigation-derived waste (IDW) consisted of personal protective equipment (PPE) and disposable equipment (filters, tubing, etc.) generated during field sampling. PPE IDW was brushed off, placed in trash bags along with the disposable equipment, and disposed of in a facility trash receptacle designated by facility personnel.

3.2 DATA MANAGEMENT

Laboratory data-handling procedures met the requirements of the laboratory subcontract. All analytical and field data are maintained in project files, including copies of chain of custody

forms, sample log forms, sampling location maps, and documentation of quality assurance and data corrections.

3.2.1 Data Tracking and Control

A cradle-to-grave sample tracking system was used from the beginning to the end of sampling. The field operations leader began and coordinated sample tracking before mobilizing the sampling team to the field. Sample-container labels preprinted before fieldwork began were reviewed to ensure that they were accurate and adhered to work plan requirements. The project manager coordinated with the analytical laboratory to ensure that the laboratory was aware of the number and type of samples and analyses that would be submitted that day.

During field sampling, the field operations leader forwarded the chain of custody form to a designated project assistant and to the laboratory. The project assistant confirmed that the chain of custody form provided the information required by the work plan. This allowed early detection of errors made in the field so that adjustments could be made before sample analyses. After successful completion of all requested analyses, the laboratory submitted an electronic deliverable for each sample delivery group. When all electronic deliverables had been received from the laboratory, the project assistant checked the laboratory submittal to determine whether the laboratory had performed all analyses requested. All analyses requested for this project were performed.

3.2.2 Sample Information

Data from field measurements were recorded using appropriate sample log sheets and then summarized in tabular form, as were the raw instrument-data from the laboratory. The field operations leader verified field data daily; laboratory data were verified by the group supervisor and then by the laboratory's quality control/documentation department. Sample log sheets are in Appendix A.

3.2.3 Project Data Compilation

The analytical laboratory generated an Adobe *Acrobat*® portable document format (PDF) file of the analytical data package, as well as an electronic database deliverable. The electronic database was checked against the PDF file provided by the laboratory and updated as required, based on data-qualifier flags applied during data validation. All data, such as units of measure and chemical nomenclature, were corrected as necessary to be consistent with the project database.

3.2.4 Geographic Information System

Data management systems for this investigation consist of a relational database and geographic information system (GIS) to manage environmental information pertaining to Martin State Airport (MSA). The relational database stores chemical, geological, hydrogeologic, and other environmental data collected during environmental investigations. The GIS is created from the relational database and contains subsets of the larger data pool. The GIS allows environmental data to be posted onto base maps to graphically represent project information. Compiled sampling, chemical, and positional data from this investigation were incorporated into the GIS.

3.3 DATA REVIEW

Data from the laboratory were entered into a sample database and evaluated against risk-based criteria. Data validation (to evaluate data completeness, holding times, calibrations, precision, accuracy, laboratory and field-blank contamination, and detection limits) was completed concurrent with the data evaluation. These reviews were based on the *USEPA Region III Modifications to the National Functional Guidelines for Data Review* (USEPA, 1993 and 1994) and the specifics of the analytical methods used. Data from this sampling event consist of chemical results for surface-water samples. Data validation reports and chain of custody forms are in Appendix B (on compact disc) as PDF files. A table with all analytical data for July 2014 Frog Mortar Creek surface water samples (including nondetects) is in Appendix C.

Collectively, these data are acceptable for their intended uses (site characterization and risk assessment), except for data qualified as unreliable (UR flag). Two nondetected results for 2-chloroethyl vinyl ether were flagged with the "UR" data qualifier because matrix-spike and matrix-spike-duplicate recoveries for this analyte were below quality control limits for the laboratory-spiked samples. The data qualifiers (i.e., flags) listed below were applied to the chemical results presented in this report. The first three flags appear on the chemical-results tables in Section 4, and all flags appear in Appendices B and C:

J The analyte is considered present in the sample, but the value is estimated and may not meet highest accuracy or precision standards. In this investigation, samples were qualified with "*J*" because quantitation was above the method detection limit but below the laboratory reporting-limit.

U Not detected; the analyte is considered not detected at the reported value.

UJ The analyte is not detected. However, the quantitation or detection limit may be inaccurate or imprecise.

UR The result is considered qualitatively or quantitatively unreliable.

Table 3-1

List of Samples and Chemical Analyses for Surface Water Samples - July 2014
Frog Mortar Creek
Lockheed Martin, Martin State Airport, Middle River, Maryland

	Analyses performed[1] (method)			
	Volatile organic compounds[2]	Dissolved metals	Hexavalent chromium	Hardness
Sample Location ID	(USEPA 8260B)	(USEPA 6020A/7470A)	(USEPA 218.6)	(SM 2340B)
MSA-SW37A	X	X	X	X
MSA-SW37B	X	X	X	X
MSA-SW37C	X	X	X	X
MSA-SW37D	X	X	X	X
MSA-SW38A	X	X	X	X
MSA-SW38B	X	X	X	X
MSA-SW38C	X	X	X	X
MSA-SW38D	X	X	X	X
MSA-SW39A	X	X	X	X
MSA-SW39B	X	X	X	X
MSA-SW39C	X	X	X	X
MSA-SW39D	X	X	X	X
MSA-SW40A	X	X	X	X
MSA-SW40B	X	X	X	X
MSA-SW40C	X	X	X	X
MSA-SW40D	X	X	X	X
MSA-SW41A	X	X	X	X
MSA-SW41B	X	X	X	X
MSA-SW41C	X	X	X	X
MSA-SW41D	X	X	X	X
MSA-SW42A	X	X	X	X
MSA-SW42B	X	X	X	X
MSA-SW42C	X	X	X	X
MSA-SW42D	X	X	X	X
MSA-SW43A	X	X	X	X
MSA-SW43B	X	X	X	X
MSA-SW43C	X	X	X	X
MSA-SW43D	X	X	X	X
MSA-SW44A	X	X	X	X
MSA-SW44B	X	X	X	X
MSA-SW44C	X	X	X	X
MSA-SW44D	X	X	X	X
MSA-SW45A	X	X	X	X
MSA-SW45B	X	X	X	X
MSA-SW45C	X	X	X	X
MSA-SW45D	X	X	X	X
EL-SW01A	X			
EL-SW01B	X			
EL-SW01C	X			
EL-SW01D	X			

1 Temperature, pH, specific conductance, salinity, turbidity, dissolved oxygen, and oxidation-reduction potential were measured and recorded for each sample in the field

2 Included Freon 113 (1,1,2-trichloro-1,2,2-trifluoroethane), Freon 22 (chlorodifluoromethane), and tentatively identified compounds

SM - standard method

USEPA - United States Environmental Protection Agency

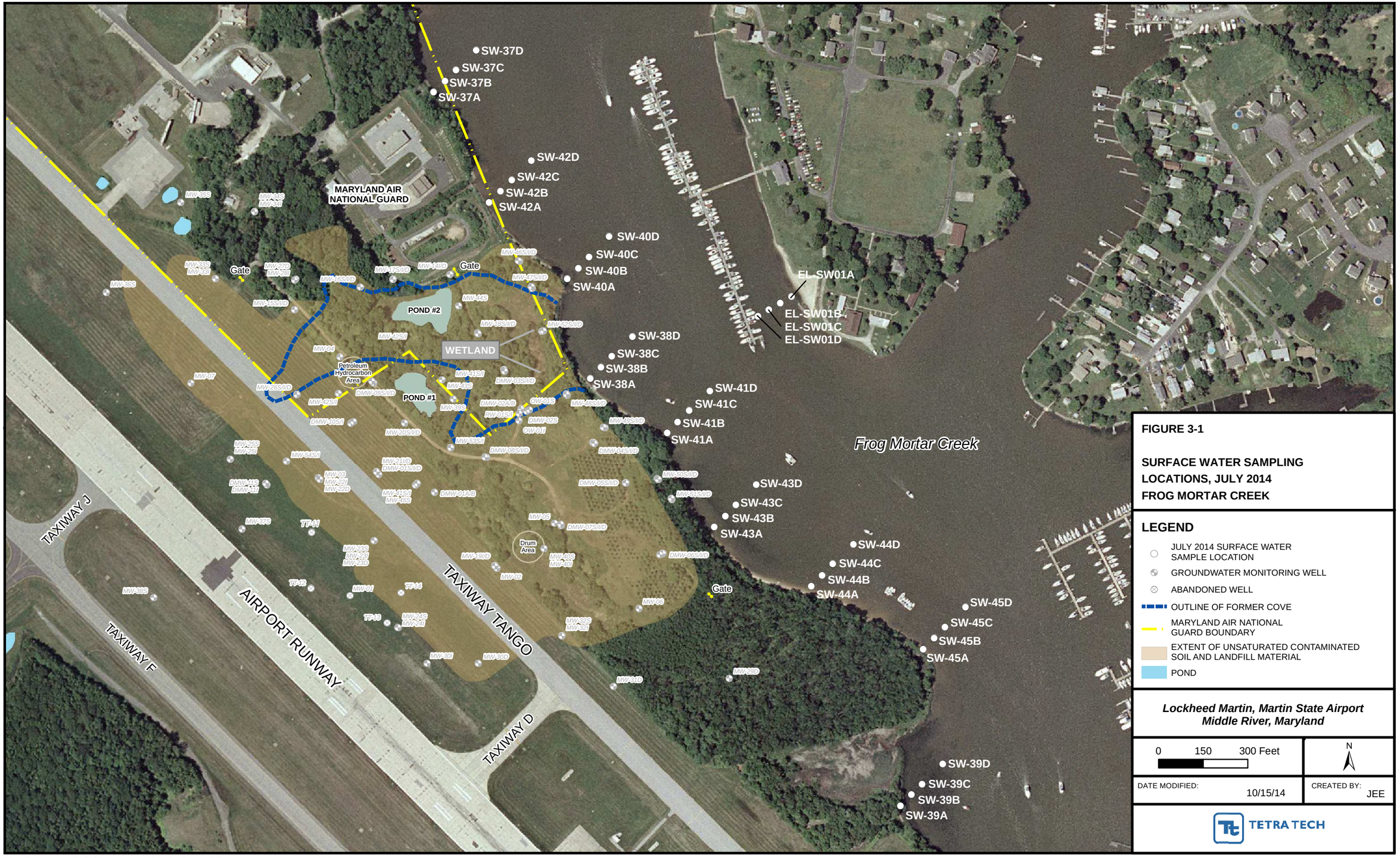

FIGURE 3-1

SURFACE WATER SAMPLING LOCATIONS, JULY 2014
FROG MORTAR CREEK

LEGEND

- JULY 2014 SURFACE WATER SAMPLE LOCATION
- GROUNDWATER MONITORING WELL
- ABANDONED WELL
- OUTLINE OF FORMER COVE
- MARYLAND AIR NATIONAL GUARD BOUNDARY
- EXTENT OF UNSATURATED CONTAMINATED SOIL AND LANDFILL MATERIAL
- POND

Lockheed Martin, Martin State Airport
Middle River, Maryland

0 150 300 Feet

N

DATE MODIFIED: 10/15/14

CREATED BY: JEE

TETRA TECH

Map Document: (P:\GIS\Lockheed_MSA\MapDocs\MXD\fmc_sw_samplocs_jul2014.mxd)
10/15/14 -- JEE

Section 4
Results

4.1 SURFACE WATER DATA AND SCREENING CRITERIA

Validated chemical data from the Frog Mortar Creek surface water samples collected in July 2014 were used to generate a statistical summary table (Table 4-1) and a table summarizing positive detections of chemical analytes (Table 4-2). Samples were analyzed for volatile organic compounds (VOCs), including fuel-related compounds such as benzene, toluene, ethylbenzene, and xylenes (BTEX), dissolved (i.e., filtered) metals, hexavalent chromium, and hardness. The eastern-shoreline-transect samples (e.g., EL-SW01) were analyzed for VOCs only. Table 4-2 compares surface water sampling results to several applicable screening criteria, including:

- United States Environmental Protection Agency (USEPA) Region 3 Biological Technical Advisory Group (BTAG) freshwater screening-benchmarks (USEPA, 2006)
- USEPA national recommended water quality criteria (NRWQC) for acute and chronic aquatic-organism exposures, and NRWQC for human health aquatic-organism-consumption (USEPA, 2009)
- Maryland ambient water quality criteria (AWQC) for acute and chronic aquatic-organism exposures, and AWQC for human health aquatic-organism-consumption (*Code of Maryland Regulations* [COMAR], 2014)
- site-specific screening levels for swimming developed for trichloroethene (TCE), *cis*-1,2-dichloroethene (*cis*-1,2-DCE), and vinyl chloride (VC)

NRWQC, AWQC, and most BTAG screening levels for metals represent dissolved-metals concentrations in the water column; these criteria are therefore used to screen against filtered (dissolved) metals results only. BTAG screening levels for arsenic, mercury, molybdenum, selenium, and thallium are based on total metals concentration; results for these five metals are not directly comparable to BTAG criteria, because only dissolved metals were analyzed during this sampling round. NRWQC and BTAG screening values for select dissolved metals (cadmium, chromium, copper, lead, nickel, silver, and zinc) were adjusted using a site-specific hardness

value of 190 milligrams per liter (mg/L) (the lowest and most protective site value measured for July results), using the methodology in the *National Recommended Water Quality Criteria* (USEPA, 2002, 2009) and *Region III Biological Technical Advisory Group Freshwater Screening Benchmarks* (USEPA, 2006).

Site-specific screening levels for TCE, *cis*-1,2-DCE, and VC were developed by Lockheed Martin Corporation (Lockheed Martin) for recreational users of Frog Mortar Creek. These screening levels were developed to protect the health of swimmers near the Dump Road Area (DRA) shoreline. July sampling results are also compared to these swimming criteria because they provide the most conservative (i.e., most protective) screening levels for Frog Mortar Creek.

Gray shading in Table 4-2 indicates results that exceed one or more of their respective surface water screening criteria. Figures 4-1 through 4-3 show concentrations of TCE, *cis*-1,2-DCE, and VC (respectively) detected in July 2014 Frog Mortar Creek samples. A table summarizing analytical data, including nondetect results and detection limits, is attached as Appendix C.

4.2 SURFACE WATER SAMPLING RESULTS

Several VOCs and metals were detected in the July 2014 surface water samples; results are summarized below and in Tables 4-1 and 4-2. Since most data discussed herein share the "MSA" prefix, this prefix is dropped (e.g., "SW39" refers to transect MSA-SW39) when referring to transects or samples, to increase readability. Any discussion related to samples collected from the Edwards Lane transect (e.g., EL-SW01A) will be similarly identified (i.e., SW01A–SW01D) in the text.

4.2.1 Volatile Organic Compounds

The most frequently detected chlorinated VOCs (cVOCs) are TCE, *cis*-1,2-DCE, and VC (Table 4-1); these three VOCs are also the primary cVOCs detected in the DRA groundwater plume. VOCs in July 2014 surface water samples were detected at concentrations less than human health consumption-of-organism screening levels. However, three carbon disulfide concentrations (1.3 micrograms per liter [µg/L] at SW45A and 1.4 µg/L at SW42A and SW45C) and a toluene concentration (2.5 µg/L at SW45A) exceed the BTAG ecological screening levels (0.92 and 2 µg/L, respectively). VC concentrations (3.7 and 0.8 µg/L) in two near-shore samples

collected at SW38A and SW38B exceed the site-specific swimming screening level (0.7 µg/L) for VC. Carbon disulfide, toluene, and VC concentrations in all other samples are below their respective screening levels.

TCE was detected in all 40 samples at concentrations ranging from 0.20*J* µg/L to 2.9 µg/L (Table 4-1 and Figure 4-1), whereas *cis*-1,2-DCE was detected in 21 of 40 samples, at concentrations ranging from 0.2*J* µg/L to 4.3 µg/L (Table 4-1 and Figure 4-2). VC was detected less frequently than *cis*-1,2-DCE (in 10 of 40 samples), at concentrations ranging from 0.24*J* µg/L to 3.7 µg/L (Table 4-1 and Figure 4-3). All detected concentrations of TCE and *cis*-1,2-DCE are below their site-specific swimming criteria (i.e., their lowest screening levels).

BTEX (common components of boat motor fuel and also found in DRA groundwater) were also detected in Frog Mortar Creek surface water samples at low concentrations (Tables 4-1 and 4-2), as follows: benzene (11 of 40 samples), toluene (22 of 40 samples), ethylbenzene (two of 40 samples), and xylenes (14 of 40 samples). Benzene isomers and petroleum-related VOCs were also detected in several samples: 1,2,4-trimethylbenzene (13 of 40 samples), 1,2,3-trimethylbenzene (one of 40 samples), 1,4-dichlorobenzene (one of 40 samples), and naphthalene (two of 40 samples). However, all concentrations of BTEX-related VOCs, except for one toluene concentration, are below screening criteria.

In prior sampling events, surface water samples from transects east of the DRA (SW38, SW40, and SW41) have typically had the highest TCE concentrations. In this sampling round (July 2014), the highest TCE concentrations were similarly detected in near-shore samples from transects east of the DRA: at SW38B and SW38D (2.9 µg/L), SW38A (1.8 µg/L), SW40B (1.7 µg/L), and SW41A (1.6 µg/L). During last year's sampling (July 2013), TCE concentrations were highest at transect locations SW43A (3.6 µg/L), SW41A (1.7 µg/L), SW38D (1.5 µg/L), and SW43B (1.4 µg/L). These transects are east of the DRA monitoring wells exhibiting some of the highest concentrations of site-related constituents in shallow- and intermediate-depth groundwater (e.g., wells DMW-2, DMW-3, DMW-4, and DMW-5). The maximum detected TCE concentration (2.9 µg/L) in July 2014 is lower than the maximum detected concentration for July 2013 (3.6 µg/L) and June 2014 (6.3 µg/L).

TCE concentrations in transects from the western shore of Frog Mortar Creek varied by more than one order of magnitude (i.e., a power of 10) in July 2014 (Figure 4-1), ranging from 0.20 µg/L (SW39D) south of the DRA to 2.9 µg/L (SW38B and SW38D) east of the DRA. Except for SW38 and SW40 (nearest the center of the groundwater VOC plume), TCE concentrations decreased with increasing distance from the shoreline, a pattern similar to that observed in previous rounds. Consistent with previous sampling rounds, TCE concentrations in samples collected from the eastern shoreline transect (SW01) at Edwards Lane are typically lower than samples from the western shoreline transects: concentrations range from 0.36*J* µg/L to 0.41 µg/L. July 2014 TCE results for the Edwards Lane transect are similar to concentrations detected in June 2014 (range of 0.27*J* µg/L to 0.33 *J* µg/L).

cis-1,2-DCE was detected in all western shore transects (SW37 through SW45), but not on the eastern shore transect (SW01) at Edwards Lane (Figure 4-2). Similar to TCE, the highest July 2014 concentration of *cis*-1,2-DCE concentrations (1.1–4.3 µg/L) were collected at near-shore sampling locations (SW38A, SW38B, SW43A, and SW41A); the remaining *cis*-1,2-DCE concentrations range between 0.2*J* µg/L and 0.56*J* µg/L. The pattern of the highest concentrations being detected in near-shore ("A" or "B") samples was also observed during last year's event (July 2013). *cis*-1,2-DCE detections in this round (July 2014) are very similar to those detected during the previous sampling round (June 2014). Although the number of detections is similar (24 of 40 samples for June and July 2014), the maximum June 2014 *cis*-1,2-DCE detection (41 µg/L at SW38A) is approximately one order of magnitude (10 times) greater than the maximum concentration detected in July 2014 (4.3 µg/L at SW38A).

VC was detected in 10 of 40 samples collected in July 2014 (Figure 4-3), predominantly at near-shore sampling locations. The only VC concentrations exceeding the site-specific swimming screening level (0.7 µg/L) were at SW38A (3.7 µg/L) and SW38B (0.8 µg/L). Similar to TCE and *cis*-1,2-DCE, the highest concentrations of VC detected in this round were found in shoreline samples collected from transects east of the DRA. The maximum detected vinyl chloride concentration of 3.7 µg/L at SW38A is decreased from June, when 20 µg/L was detected at this same location. July 2014 concentrations of VC are higher than the July 2013 concentrations; the maximum VC concentration (3.7 µg/L) detected this year (July 2014) is four

times higher than the maximum concentration detected last year (1 µg/L [SW37A] in July 2013). VC was detected in 25 of 40 samples in July 2013.

4.2.2 Metals

Dissolved arsenic (1.1*J* µg/L to 1.6*J* µg/L) and dissolved barium concentrations (12 µg/L to 13 µg/L) exceed their lowest screening levels (1.4 µg/L and 4 µg/L, respectively) in four arsenic and all barium samples. July 2014 barium concentrations are generally lower than those detected in July 2013 (21*J*–24*J* µg/L), but are similar to those for June 2014 (8.9–11 µg/L). Dissolved beryllium (1.3 µg/L) at SW42B is the only sample with an exceedance of its lowest screening level (0.66 µg/L).

4.2.3 Hexavalent Chromium

Hexavalent chromium was detected in all (36 of 36) samples in which it was analyzed for, at concentrations (0.068*J*–0.137*J* µg/L) more than two orders of magnitude (100 times) below its lowest screening level (11 µg/L).

4.3 UPCOMING 2014 SAMPLING ROUNDS

Lockheed Martin will conduct additional surface water monitoring for the same 40 locations on Frog Mortar Creek in August, September, and December 2014.

Table 4-1

Statistical Summary of Analytes Detected in Surface Water Samples—July 2014
Frog Mortar Creek
Lockheed Martin, Martin State Airport, Middle River, Maryland
Page 1 of 2

Chemical	Frequency of detection		Mininum non-detected concentration	Maximum non-detected concentration	Mininum detected concentration	Maximum detected concentration	Location of maximum detected concentration	Mean of all samples	Mean of positive detects	Standard deviation
	Number	Percent								
Volatile organics (µg/L)										
1,2,3-TRIMETHYLBENZENE	1/40	3	0.0059 U	0.0059 U	0.33 J	0.33 J	MSA-SW-45A	0.011	0.330	0.052
1,2,4-TRIMETHYLBENZENE	13/40	33	0.12 U	0.12 U	0.15 J	1.1	MSA-SW-45A	0.154	0.350	0.197
1,4-DICHLOROBENZENE	1/40	3	0.13 U	0.13 U	0.43 J	0.43 J	MSA-SW-38A	0.074	0.430	0.058
ACETONE	5/40	13	1.1 U	1.1 U	1.1 J	2.5 J	MSA-SW-40C	0.699	1.740	0.440
BENZENE	11/40	28	0.13 U	0.13 U	0.15 J	0.5 J	MSA-SW-45A	0.115	0.246	0.097
CARBON DISULFIDE	3/40	8	0.13 U	0.13 U	1.3	1.4	MSA-SW-42A	0.163	1.367	0.347
CARBON DISULFIDE	3/40	8	0.13 U	0.13 U	1.3	1.4	MSA-SW-45C	0.163	1.367	0.347
CIS-1,2-DICHLOROETHENE	21/40	53	0.17 U	0.17 U	0.2 J	4.3	MSA-SW-38A	0.416	0.716	0.746
ETHYLBENZENE	2/40	5	0.17 U	0.17 U	0.19 J	0.32 J	MSA-SW-45A	0.094	0.255	0.040
M+P-XYLENES	14/40	35	0.24 U	0.24 U	0.3 J	1.8 J	MSA-SW-45A	0.297	0.624	0.331
NAPHTHALENE	2/40	5	0.24 U	0.24 U	0.33 J	0.56 J	MSA-SW-45A	0.136	0.445	0.076
O-XYLENE	13/40	33	0.14 U	0.14 U	0.14 J	0.83 J	MSA-SW-45A	0.149	0.312	0.156
TOLUENE	22/40	55	0.13 U	0.13 U	0.14 J	2.5	MSA-SW-45A	0.482	0.823	0.575
TOTAL XYLENES	14/40	35	0.14 U	0.14 U	0.33 J	2.6	MSA-SW-45A	0.365	0.914	0.529
TRICHLOROETHENE	40/40	100			0.2 J	2.9	MSA-SW-38B	0.755	0.755	0.643
VINYL CHLORIDE	10/40	25	0.22 U	0.22 U	0.24 J	3.7	MSA-SW-38A	0.269	0.745	0.577
Fitered metals (µg/L)										
ARSENIC	31/36	86	1 U	1.1 U	1.1 J	1.6 J	MSA-SW-37B	1.158	1.258	0.272
BARIUM	36/36	100			12	13	MSA-SW-41A[1]	12.889	12.889	0.319
BERYLLIUM	1/36	3	0.031 U	0.45 U	1.3	1.3	MSA-SW-42B	0.085	1.300	0.213
COPPER	36/36	100			5.1	6.7	MSA-SW-43D	6.092	6.092	0.374
MOLYBDENUM	36/36	100			1.4 J	1.7 J	MSA-SW-37B,42B	1.481	1.481	0.075
NICKEL	36/36	100			1 J	2.6	MSA-SW-44D	1.361	1.361	0.330
SELENIUM	12/36	33	0.34 U	0.34 U	0.34 J	0.72 J	MSA-SW-37B	0.261	0.444	0.147
VANADIUM	15/36	42	0.69 U	1 U	1 J	1.5 J	MSA-SW-37B,-37C	0.759	1.193	0.386
ZINC	17/36	47	2.1 U	2.1 U	2.1 J	5.5 J	MSA-SW-43A	2.032	3.129	1.284

Table 4-1

Statistical Summary of Analytes Detected in Surface Water Samples—July 2014
Frog Mortar Creek
Lockheed Martin, Martin State Airport, Middle River, Maryland

Chemical	Frequency of detection		Mininum non-detected concentration	Maximum non-detected concentration	Mininum detected concentration	Maximum detected concentration	Location of maximum detected concentration	Mean of all samples	Mean of positive detects	Standard deviation
	Number	Percent								
Miscellaneous parameters (mg/L)										
CALCIUM HARDNESS AS CACO3	36/36	100			59	68	MSA-SW-38A	62.306	62.306	2.040
HARDNESS AS CACO3[2]	36/36	100			190	220	MSA-SW-45D	203.056	203.056	9.202
HEXAVALENT CHROMIUM (ug/L)	36/36	100			0.068 J	0.137 J	MSA-SW-39C	0.111	0.111	0.015
MAGNESIUM HARDNESS AS CACO3	36/36	100			130	160	MSA-SW-39C	140.278	140.278	7.362

Footnotes:

For non-detects, 1/2 sample quantitation limit was used as a proxy concentration.

1/2 the detection limit was used for B qualified data.

U - analyte not detected at the concentration shown left of the letter

J - Positive result is considered estimated

SW - surface water

CACO3 - calcium carbonate

µg/L - micrograms per liter

Associated Samples:

EL-SW01A-070714	MSA-SW38A-070714	MSA-SW40A-070714	MSA-SW42A-070712	MSA-SW44A-070714
EL-SW01B-070714	MSA-SW38B-070714	MSA-SW40B-070714	MSA-SW42B-070714	MSA-SW44B-070714
EL-SW01C-070714	MSA-SW38C-070714	MSA-SW40C-070714	MSA-SW42C-070714	MSA-SW44C-070714
EL-SW01D-070714	MSA-SW38D-070714	MSA-SW40D-070714	MSA-SW42D-070714	MSA-SW44D-070714
MSA-SW37A-070714	MSA-SW39A-070714	MSA-SW41A-070714	MSA-SW43A-070714	MSA-SW45A-070714
MSA-SW37B-070714	MSA-SW39B-070714	MSA-SW41B-070714	MSA-SW43B-070714	MSA-SW45B-070714
MSA-SW37C-070714	MSA-SW39C-070714	MSA-SW41C-070714	MSA-SW43C-070714	MSA-SW45C-070714
MSA-SW37D-070714	MSA-SW39D-070714	MSA-SW41D-070714	MSA-SW43D-070714	MSA-SW45D-070714

[1]Also reported as maximum in:

MSA-SW-43C	MSA-SW-41C
MSA-SW-37D	MSA-SW-45C
MSA-SW-44B	MSA-SW-37B
MSA-SW-41B	MSA-SW-40D
MSA-SW-39B	MSA-SW-45D
MSA-SW-37A	MSA-SW-40C
MSA-SW-38C	MSA-SW-43B
MSA-SW-41D	MSA-SW-43D
MSA-SW-42B	MSA-SW-39C
MSA-SW-38A	MSA-SW-39A
MSA-SW-40A	MSA-SW-40B
MSA-SW-42C	MSA-SW-38D
MSA-SW-44C	MSA-SW-38B
MSA-SW-39D	MSA-SW-37C
MSA-SW-43A	MSA-SW-45B
MSA-SW-45A	

[2] Also reported as maximum in:

MSA-SW-39B
MSA-SW-39D
MSA-SW-39C
MSA-SW-39A

Table 4-2

Detected Analytes and Screening Level Exceedances-July 2014
Frog Mortar Creek
Lockheed Martin, Martin State Airport, Middle River, Maryland
Page 1 of 11

LOCATION SAMPLE ID SAMPLE DATE SAMPLE CODE	National Recommended Water Quality Criteria[1] Freshwater		Ecological Surface Water Screening Level[2]	Human Health Consumption of Organism Only[1,3]	Swimming Screening Level[4]	EL-SW01A EL-SW01A-070714 20140707 NORMAL	EL-SW01B EL-SW01B-070714 20140707 NORMAL	EL-SW01C EL-SW01C-070714 20140707 NORMAL	EL-SW01D EL-SW01D-070714 20140707 NORMAL
	Acute	Chronic							
Volatile organic compounds (µg/L)									
1,2,3-TRIMETHYLBENZENE	NA	NA	NA	NA	NA	--	--	--	--
1,2,4-TRIMETHYLBENZENE	NA	NA	33	NA	NA	0.55 J	0.37 J	--	--
1,4-DICHLOROBENZENE	NA	NA	26	190	NA	--	--	--	--
ACETONE	NA	NA	1500	NA	NA	--	--	--	--
BENZENE	NA	NA	370	510[3]	NA	0.35 J	--	--	--
CARBON DISULFIDE	NA	NA	0.92	NA	NA	--	--	--	--
CIS-1,2-DICHLOROETHENE	NA	NA	590[5]	NA	300	--	--	--	--
ETHYLBENZENE	NA	NA	90	2100	NA	--	--	--	--
M+P-XYLENES	NA	NA	NA	NA	NA	0.98 J	0.67 J	--	--
NAPHTHALENE	NA	NA	1.1	NA	NA	0.33 J	--	--	--
O-XYLENE	NA	NA	NA	NA	NA	0.58 J	0.32 J	--	--
TOLUENE	NA	NA	2	15000	NA	1.7	1.1	--	0.34 J
TOTAL XYLENES	NA	NA	13	NA	NA	1.6 J	0.99 J	--	--
TRICHLOROETHENE	NA	NA	21	300[3]	10	0.41 J	0.39 J	0.37 J	0.36 J
VINYL CHLORIDE	NA	NA	930	24[3]	0.7	--	--	--	--
Dissolved metals (µg/L)									
ARSENIC	340	150	NA[6]	1.4[3]	NA	NA	NA	NA	NA
BARIUM	NA	NA	4	NA	NA	NA	NA	NA	NA
BERYLLIUM	NA	NA	0.66	NA	NA	NA	NA	NA	NA
COPPER	24.6[7]	15.5[7]	15.5[7]	NA	NA	NA	NA	NA	NA
MOLYBDENUM	NA	NA	NA[6]	NA	NA	NA	NA	NA	NA
NICKEL	806[7]	89.5[7]	89.5[7]	4600	NA	NA	NA	NA	NA
SELENIUM	NA	5	1	4200	NA	NA	NA	NA	NA
VANADIUM	NA	NA	20	NA	NA	NA	NA	NA	NA
ZINC	202[7]	204[7]	204[7]	26000	NA	NA	NA	NA	NA
Micellaneaous parameters (mg/L)									
CALCIUM HARDNESS AS CACO3	NA	NA	NA	NA	NA	NA	NA	NA	NA
HARDNESS AS CACO3	NA	NA	NA	NA	NA	NA	NA	NA	NA
MAGNESIUM HARDNESS AS CACO3	NA	NA	NA	NA	NA	NA	NA	NA	NA
Micellaneaous parameters (µg/L)									
HEXAVALENT CHROMIUM	16	11	11	NA	NA	NA	NA	NA	NA

Table 4-2

Detected Analytes and Screening Level Exceedances-July 2014
Frog Mortar Creek
Lockheed Martin, Martin State Airport, Middle River, Maryland
Page 2 of 11

LOCATION SAMPLE ID SAMPLE DATE SAMPLE CODE	National Recommended Water Quality Criteria[1] Freshwater		Ecological Surface Water Screening Level[2]	Human Health Consumption of Organism Only[1,3]	Swimming Screening Level[4]	MSA-SW-37A MSA-SW37A-20140707 NORMAL	MSA-SW-37B MSA-SW37B-20140707 NORMAL	MSA-SW-37C MSA-SW37C-20140707 NORMAL	MSA-SW-37D MSA-SW37D-20140707 NORMAL
	Acute	Chronic							
Volatile organic compounds (µg/L)									
1,2,3-TRIMETHYLBENZENE	NA	NA	NA	NA	NA	--	--	--	--
1,2,4-TRIMETHYLBENZENE	NA	NA	33	NA	NA	0.19 J	0.2 J	0.28 J	--
1,4-DICHLOROBENZENE	NA	NA	26	190	NA	--	--	--	--
ACETONE	NA	NA	1500	NA	NA	--	--	--	1.5 J
BENZENE	NA	NA	370	510[3]	NA	0.17 J	0.18 J	0.26 J	--
CARBON DISULFIDE	NA	NA	0.92	NA	NA	--	--	--	--
CIS-1,2-DICHLOROETHENE	NA	NA	590[5]	NA	300	--	0.2 J	--	--
ETHYLBENZENE	NA	NA	90	2100	NA	--	--	--	--
M+P-XYLENES	NA	NA	NA	NA	NA	0.35 J	0.4 J	0.58 J	--
NAPHTHALENE	NA	NA	1.1	NA	NA	--	--	--	--
O-XYLENE	NA	NA	NA	NA	NA	0.17 J	0.18 J	0.3 J	--
TOLUENE	NA	NA	2	15000	NA	0.79 J	0.93 J	1.3	--
TOTAL XYLENES	NA	NA	13	NA	NA	0.52 J	0.58 J	0.88 J	--
TRICHLOROETHENE	NA	NA	21	300[3]	10	0.43 J	0.44 J	0.44 J	0.46 J
VINYL CHLORIDE	NA	NA	930	24[3]	0.7	--	--	--	--
Dissolved metals (µg/L)									
ARSENIC	340	150	NA[6]	1.4[3]	NA	1.4 J	1.6 J	1.5 J	1.3 J
BARIUM	NA	NA	4	NA	NA	13	13	13	13
BERYLLIUM	NA	NA	0.66	NA	NA	--	--	--	--
COPPER	24.6[7]	15.5[7]	15.5[7]	NA	NA	5.6	6.4	6.2	6
MOLYBDENUM	NA	NA	NA[6]	NA	NA	1.6 J	1.7 J	1.5 J	1.5 J
NICKEL	806[7]	89.5[7]	89.5[7]	4600	NA	1.5 J	1.6 J	1.3 J	1.2 J
SELENIUM	NA	5	1	4200	NA	0.61 J	0.72 J	0.53 J	0.39 J
VANADIUM	NA	NA	20	NA	NA	1.2 J	1.5 J	1.5 J	1.2 J
ZINC	202[7]	204[7]	204[7]	26000	NA	2.3 J	2.7 J	2.2 J	3.2 J
Micellaneaous parameters (mg/L)									
CALCIUM HARDNESS AS CACO3	NA	NA	NA	NA	NA	60	61	59	62
HARDNESS AS CACO3	NA	NA	NA	NA	NA	190	190	190	200
MAGNESIUM HARDNESS AS CACO3	NA	NA	NA	NA	NA	130	130	130	130
Micellaneaous parameters (µg/L)									
HEXAVALENT CHROMIUM	16	11	11	NA	NA	0.097 J	0.12 J	0.092 J	0.097 J

Table 4-2

Detected Analytes and Screening Level Exceedances-July 2014
Frog Mortar Creek
Lockheed Martin, Martin State Airport, Middle River, Maryland
Page 3 of 11

LOCATION SAMPLE ID SAMPLE DATE SAMPLE CODE	National Recommended Water Quality Criteria[1] Freshwater		Ecological Surface Water Screening Level[2]	Human Health Consumption of Organism Only[1,3]	Swimming Screening Level[4]	MSA-SW-38A MSA-SW38A-20140707 NORMAL	MSA-SW-38B MSA-SW38B-20140707 NORMAL	MSA-SW-38C MSA-SW38C-20140707 NORMAL	MSA-SW-38D MSA-SW38D-20140707 NORMAL
	Acute	Chronic							
Volatile organic compounds (µg/L)									
1,2,3-TRIMETHYLBENZENE	NA	NA	NA	NA	NA	--	--	--	--
1,2,4-TRIMETHYLBENZENE	NA	NA	33	NA	NA	0.2 J	--	--	--
1,4-DICHLOROBENZENE	NA	NA	26	190	NA	0.43 J	--	--	--
ACETONE	NA	NA	1500	NA	NA	--	1.4 J	--	--
BENZENE	NA	NA	370	510[3]	NA	0.21 J	--	--	--
CARBON DISULFIDE	NA	NA	0.92	NA	NA	--	--	--	--
CIS-1,2-DICHLOROETHENE	NA	NA	590[5]	NA	300	4.3	2.2	0.42 J	0.55 J
ETHYLBENZENE	NA	NA	90	2100	NA	--	--	--	--
M+P-XYLENES	NA	NA	NA	NA	NA	0.43 J	--	--	--
NAPHTHALENE	NA	NA	1.1	NA	NA	--	--	--	--
O-XYLENE	NA	NA	NA	NA	NA	0.22 J	--	--	--
TOLUENE	NA	NA	2	15000	NA	0.96 J	--	--	--
TOTAL XYLENES	NA	NA	13	NA	NA	0.65 J	--	--	--
TRICHLOROETHENE	NA	NA	21	300[3]	10	1.8	2.9	1.4	2.9
VINYL CHLORIDE	NA	NA	930	24[3]	0.7	3.7	0.8	0.24 J	0.26 J
Dissolved metals (µg/L)									
ARSENIC	340	150	NA[6]	1.4[3]	NA	1.3 J	1.2 J	1.2 J	1.3 J
BARIUM	NA	NA	4	NA	NA	13	13	13	13
BERYLLIUM	NA	NA	0.66	NA	NA	--	--	--	--
COPPER	24.6[7]	15.5[7]	15.5[7]	NA	NA	5.2	5.9	6.2	6.5
MOLYBDENUM	NA	NA	NA[6]	NA	NA	1.5 J	1.5 J	1.5 J	1.4 J
NICKEL	806[7]	89.5[7]	89.5[7]	4600	NA	1.3 J	1.5 J	1.2 J	1.2 J
SELENIUM	NA	5	1	4200	NA	--	--	--	--
VANADIUM	NA	NA	20	NA	NA	--	1.1 J	1.1 J	--
ZINC	202[7]	204[7]	204[7]	26000	NA	--	3.2 J	2.3 J	3.1 J
Micellaneaous parameters (mg/L)									
CALCIUM HARDNESS AS CACO3	NA	NA	NA	NA	NA	68	62	62	62
HARDNESS AS CACO3	NA	NA	NA	NA	NA	210	200	200	200
MAGNESIUM HARDNESS AS CACO3	NA	NA	NA	NA	NA	140	140	140	140
Micellaneaous parameters (µg/L)									
HEXAVALENT CHROMIUM	16	11	11	NA	NA	0.113 J	0.132 J	0.119 J	0.118 J

Table 4-2

Detected Analytes and Screening Level Exceedances-July 2014
Frog Mortar Creek
Lockheed Martin, Martin State Airport, Middle River, Maryland
Page 4 of 11

LOCATION SAMPLE ID SAMPLE DATE SAMPLE CODE	National Recommended Water Quality Criteria[1] Freshwater		Ecological Surface Water Screening Level[2]	Human Health Consumption of Organism Only[1,3]	Swimming Screening Level[4]	MSA-SW-39A MSA-SW39A-20140707 NORMAL	MSA-SW-39B MSA-SW39B-20140707 NORMAL	MSA-SW-39C MSA-SW39C-20140707 NORMAL	MSA-SW-39D MSA-SW39D-20140707 NORMAL
	Acute	Chronic							
Volatile organic compounds (µg/L)									
1,2,3-TRIMETHYLBENZENE	NA	NA	NA	NA	NA	--	--	--	--
1,2,4-TRIMETHYLBENZENE	NA	NA	33	NA	NA	--	--	--	--
1,4-DICHLOROBENZENE	NA	NA	26	190	NA	--	--	--	--
ACETONE	NA	NA	1500	NA	NA	--	--	--	--
BENZENE	NA	NA	370	510[3]	NA	--	--	--	--
CARBON DISULFIDE	NA	NA	0.92	NA	NA	--	--	--	--
CIS-1,2-DICHLOROETHENE	NA	NA	590[5]	NA	300	--	0.28 J	--	--
ETHYLBENZENE	NA	NA	90	2100	NA	--	--	--	--
M+P-XYLENES	NA	NA	NA	NA	NA	--	--	--	--
NAPHTHALENE	NA	NA	1.1	NA	NA	--	--	--	--
O-XYLENE	NA	NA	NA	NA	NA	--	--	--	--
TOLUENE	NA	NA	2	15000	NA	--	--	0.33 J	0.18 J
TOTAL XYLENES	NA	NA	13	NA	NA	--	--	--	--
TRICHLOROETHENE	NA	NA	21	300[3]	10	0.42 J	0.38 J	0.42 J	0.2 J
VINYL CHLORIDE	NA	NA	930	24[3]	0.7	--	--	--	--
Dissolved metals (µg/L)									
ARSENIC	340	150	NA[6]	1.4[3]	NA	--	1.2 J	1.2 J	--
BARIUM	NA	NA	4	NA	NA	13	13	13	13
BERYLLIUM	NA	NA	0.66	NA	NA	--	--	--	--
COPPER	24.6[7]	15.5[7]	15.5[7]	NA	NA	5.6	5.7	6.2	6.2
MOLYBDENUM	NA	NA	NA[6]	NA	NA	1.5 J	1.5 J	1.5 J	1.5 J
NICKEL	806[7]	89.5[7]	89.5[7]	4600	NA	1.3 J	1.2 J	1.2 J	2.1
SELENIUM	NA	5	1	4200	NA	0.34 J	--	--	--
VANADIUM	NA	NA	20	NA	NA	--	1.1 J	--	--
ZINC	202[7]	204[7]	204[7]	26000	NA	--	--	--	--
Micellaneaous parameters (mg/L)									
CALCIUM HARDNESS AS CACO3	NA	NA	NA	NA	NA	65	66	66	65
HARDNESS AS CACO3	NA	NA	NA	NA	NA	220	220	220	220
MAGNESIUM HARDNESS AS CACO3	NA	NA	NA	NA	NA	150	150	160	150
Micellaneaous parameters (µg/L)									
HEXAVALENT CHROMIUM	16	11	11	NA	NA	0.068 J	0.098 J	0.137 J	0.122 J

Table 4-2

Detected Analytes and Screening Level Exceedances-July 2014
Frog Mortar Creek
Lockheed Martin, Martin State Airport, Middle River, Maryland
Page 5 of 11

LOCATION SAMPLE ID SAMPLE DATE SAMPLE CODE	National Recommended Water Quality Criteria[1] Freshwater		Ecological Surface Water Screening Level[2]	Human Health Consumption of Organism Only[1,3]	Swimming Screening Level[4]	MSA-SW-40A MSA-SW40A-20140707 NORMAL	MSA-SW-40B MSA-SW40B-20140707 NORMAL	MSA-SW-40C MSA-SW40C-20140707 NORMAL	MSA-SW-40D MSA-SW40D-20140707 NORMAL
	Acute	Chronic							
Volatile organic compounds (µg/L)									
1,2,3-TRIMETHYLBENZENE	NA	NA	NA	NA	NA	--	--	--	--
1,2,4-TRIMETHYLBENZENE	NA	NA	33	NA	NA	0.23 J	--	--	--
1,4-DICHLOROBENZENE	NA	NA	26	190	NA	--	--	--	--
ACETONE	NA	NA	1500	NA	NA	--	--	2.5 J	--
BENZENE	NA	NA	370	510[3]	NA	0.18 J	--	--	--
CARBON DISULFIDE	NA	NA	0.92	NA	NA	--	--	--	--
CIS-1,2-DICHLOROETHENE	NA	NA	590[5]	NA	300	0.56 J	--	0.38 J	--
ETHYLBENZENE	NA	NA	90	2100	NA	--	--	--	--
M+P-XYLENES	NA	NA	NA	NA	NA	0.46 J	--	--	--
NAPHTHALENE	NA	NA	1.1	NA	NA	--	--	--	--
O-XYLENE	NA	NA	NA	NA	NA	0.21 J	--	--	--
TOLUENE	NA	NA	2	15000	NA	1	--	0.35 J	--
TOTAL XYLENES	NA	NA	13	NA	NA	0.67 J	--	--	--
TRICHLOROETHENE	NA	NA	21	300[3]	10	0.85 J	1.7	1.3	0.84 J
VINYL CHLORIDE	NA	NA	930	24[3]	0.7	0.5	0.32 J	--	--
Dissolved metals (µg/L)									
ARSENIC	340	150	NA[6]	1.4[3]	NA	1.2 J	1.3 J	1.3 J	1.3 J
BARIUM	NA	NA	4	NA	NA	13	13	13	13
BERYLLIUM	NA	NA	0.66	NA	NA	--	--	--	--
COPPER	24.6[7]	15.5[7]	15.5[7]	NA	NA	5.8	5.9	6.6	6.5
MOLYBDENUM	NA	NA	NA[6]	NA	NA	1.5 J	1.4 J	1.5 J	1.5 J
NICKEL	806[7]	89.5[7]	89.5[7]	4600	NA	1.2 J	1.2 J	1.2 J	1.2 J
SELENIUM	NA	5	1	4200	NA	--	0.35 J	--	--
VANADIUM	NA	NA	20	NA	NA	1 J	1.2 J	1.1 J	--
ZINC	202[7]	204[7]	204[7]	26000	NA	5.3 J	--	--	2.4 J
Micellaneaous parameters (mg/L)									
CALCIUM HARDNESS AS CACO3	NA	NA	NA	NA	NA	60	60	61	60
HARDNESS AS CACO3	NA	NA	NA	NA	NA	200	200	200	200
MAGNESIUM HARDNESS AS CACO3	NA	NA	NA	NA	NA	140	140	140	140
Micellaneaous parameters (µg/L)									
HEXAVALENT CHROMIUM	16	11	11	NA	NA	0.099 J	0.117 J	0.091 J	0.102 J

Table 4-2

Detected Analytes and Screening Level Exceedances-July 2014
Frog Mortar Creek
Lockheed Martin, Martin State Airport, Middle River, Maryland
Page 6 of 11

LOCATION SAMPLE ID SAMPLE DATE SAMPLE CODE	National Recommended Water Quality Criteria[1] Freshwater		Ecological Surface Water Screening Level[2]	Human Health Consumption of Organism Only[1,3]	Swimming Screening Level[4]	MSA-SW-41A MSA-SW41A-20140707 NORMAL	MSA-SW-41B MSA-SW41B-20140707 NORMAL	MSA-SW-41C MSA-SW41C-20140707 NORMAL	MSA-SW-41D MSA-SW41D-20140707 NORMAL
	Acute	Chronic							
Volatile organic compounds (µg/L)									
1,2,3-TRIMETHYLBENZENE	NA	NA	NA	NA	NA	--	--	--	--
1,2,4-TRIMETHYLBENZENE	NA	NA	33	NA	NA	0.15 J	--	--	0.17 J
1,4-DICHLOROBENZENE	NA	NA	26	190	NA	--	--	--	--
ACETONE	NA	NA	1500	NA	NA	1.1 J	--	--	--
BENZENE	NA	NA	370	510[3]	NA	0.15 J	--	--	0.21 J
CARBON DISULFIDE	NA	NA	0.92	NA	NA	--	--	--	--
CIS-1,2-DICHLOROETHENE	NA	NA	590[5]	NA	300	1.1	--	--	--
ETHYLBENZENE	NA	NA	90	2100	NA	--	--	--	--
M+P-XYLENES	NA	NA	NA	NA	NA	0.3 J	--	--	0.39 J
NAPHTHALENE	NA	NA	1.1	NA	NA	--	--	--	--
O-XYLENE	NA	NA	NA	NA	NA	0.14 J	--	--	0.2 J
TOLUENE	NA	NA	2	15000	NA	0.71 J	--	0.19 J	0.95 J
TOTAL XYLENES	NA	NA	13	NA	NA	0.44 J	--	--	0.59 J
TRICHLOROETHENE	NA	NA	21	300[3]	10	1.6	0.5 J	0.45 J	0.38 J
VINYL CHLORIDE	NA	NA	930	24[3]	0.7	0.37 J	--	--	--
Dissolved metals (µg/L)									
ARSENIC	340	150	NA[6]	1.4[3]	NA	1.3 J	1.2 J	1.2 J	1.2 J
BARIUM	NA	NA	4	NA	NA	13	13	13	13
BERYLLIUM	NA	NA	0.66	NA	NA	--	--	--	--
COPPER	24.6[7]	15.5[7]	15.5[7]	NA	NA	6	6.2	6.6	6.2
MOLYBDENUM	NA	NA	NA[6]	NA	NA	1.5 J	1.4 J	1.4 J	1.5 J
NICKEL	806[7]	89.5[7]	89.5[7]	4600	NA	1.7 J	1.2 J	1.3 J	1.1 J
SELENIUM	NA	5	1	4200	NA	--	--	--	--
VANADIUM	NA	NA	20	NA	NA	1 J	--	--	--
ZINC	202[7]	204[7]	204[7]	26000	NA	4.5 J	--	4.2 J	--
Micellaneaous parameters (mg/L)									
CALCIUM HARDNESS AS CACO3	NA	NA	NA	NA	NA	61	61	63	62
HARDNESS AS CACO3	NA	NA	NA	NA	NA	200	200	210	210
MAGNESIUM HARDNESS AS CACO3	NA	NA	NA	NA	NA	140	140	140	140
Micellaneaous parameters (µg/L)									
HEXAVALENT CHROMIUM	16	11	11	NA	NA	0.115 J	0.092 J	0.126 J	0.105 J

Table 4-2

Detected Analytes and Screening Level Exceedances-July 2014
Frog Mortar Creek
Lockheed Martin, Martin State Airport, Middle River, Maryland

LOCATION SAMPLE ID SAMPLE DATE SAMPLE CODE	National Recommended Water Quality Criteria[1] Freshwater		Ecological Surface Water Screening Level[2]	Human Health Consumption of Organism Only[1,3]	Swimming Screening Level[4]	MSA-SW-42A MSA-SW42A-20140707 NORMAL	MSA-SW-42B MSA-SW42B-20140707 NORMAL	MSA-SW-42C MSA-SW42C-20140707 NORMAL	MSA-SW-42D MSA-SW42D-20140707 NORMAL
	Acute	Chronic							
Volatile organic compounds (µg/L)									
1,2,3-TRIMETHYLBENZENE	NA	NA	NA	NA	NA	--	--	--	--
1,2,4-TRIMETHYLBENZENE	NA	NA	33	NA	NA	0.41 J	--	--	--
1,4-DICHLOROBENZENE	NA	NA	26	190	NA	--	--	--	--
ACETONE	NA	NA	1500	NA	NA	--	--	--	--
BENZENE	NA	NA	370	510[3]	NA	0.2 J	--	--	--
CARBON DISULFIDE	NA	NA	0.92	NA	NA	1.4	--	--	--
CIS-1,2-DICHLOROETHENE	NA	NA	590[5]	NA	300	0.37 J	0.51 J	0.27 J	0.23 J
ETHYLBENZENE	NA	NA	90	2100	NA	--	--	--	--
M+P-XYLENES	NA	NA	NA	NA	NA	0.68 J	--	--	--
NAPHTHALENE	NA	NA	1.1	NA	NA	--	--	--	--
O-XYLENE	NA	NA	NA	NA	NA	0.27 J	--	--	--
TOLUENE	NA	NA	2	15000	NA	0.92 J	0.28 J	--	--
TOTAL XYLENES	NA	NA	13	NA	NA	0.95 J	--	--	--
TRICHLOROETHENE	NA	NA	21	300[3]	10	0.67 J	0.57 J	0.46 J	0.61 J
VINYL CHLORIDE	NA	NA	930	24[3]	0.7	0.43 J	0.57	--	--
Dissolved metals (µg/L)									
ARSENIC	340	150	NA[6]	1.4[3]	NA	1.2 J	1.5 J	--	--
BARIUM	NA	NA	4	NA	NA	12	13	13	12
BERYLLIUM	NA	NA	0.66	NA	NA	--	1.3	--	--
COPPER	24.6[7]	15.5[7]	15.5[7]	NA	NA	5.9	6.1	6.1	6.4
MOLYBDENUM	NA	NA	NA[6]	NA	NA	1.5 J	1.7 J	1.5 J	1.5 J
NICKEL	806[7]	89.5[7]	89.5[7]	4600	NA	1.3 J	1.5 J	1 J	1.7 J
SELENIUM	NA	5	1	4200	NA	--	0.49 J	0.37 J	--
VANADIUM	NA	NA	20	NA	NA	1.2 J	1.4 J	--	1.2 J
ZINC	202[7]	204[7]	204[7]	26000	NA	2.3 J	2.5 J	2.1 J	--
Micellaneaous parameters (mg/L)									
CALCIUM HARDNESS AS CACO3	NA	NA	NA	NA	NA	61	61	61	61
HARDNESS AS CACO3	NA	NA	NA	NA	NA	190	190	200	190
MAGNESIUM HARDNESS AS CACO3	NA	NA	NA	NA	NA	130	130	130	130
Micellaneaous parameters (µg/L)									
HEXAVALENT CHROMIUM	16	11	11	NA	NA	0.103 J	0.101 J	0.109 J	0.122 J

Table 4-2

Detected Analytes and Screening Level Exceedances-July 2014
Frog Mortar Creek
Lockheed Martin, Martin State Airport, Middle River, Maryland
Page 8 of 11

LOCATION SAMPLE ID SAMPLE DATE SAMPLE CODE	National Recommended Water Quality Criteria[1] Freshwater		Ecological Surface Water Screening Level[2]	Human Health Consumption of Organism Only[1,3]	Swimming Screening Level[4]	MSA-SW-43A MSA-SW43A-20140707 NORMAL	MSA-SW-43B MSA-SW43B-20140707 NORMAL	MSA-SW-43C MSA-SW43C-20140707 NORMAL	MSA-SW-43D MSA-SW43D-20140707 NORMAL
	Acute	Chronic							
Volatile organic compounds (µg/L)									
1,2,3-TRIMETHYLBENZENE	NA	NA	NA	NA	NA	--	--	--	--
1,2,4-TRIMETHYLBENZENE	NA	NA	33	NA	NA	0.38 J	--	--	--
1,4-DICHLOROBENZENE	NA	NA	26	190	NA	--	--	--	--
ACETONE	NA	NA	1500	NA	NA	--	--	2.2 J	--
BENZENE	NA	NA	370	510[3]	NA	0.3 J	--	--	--
CARBON DISULFIDE	NA	NA	0.92	NA	NA	--	--	--	--
CIS-1,2-DICHLOROETHENE	NA	NA	590[5]	NA	300	1.2	0.54 J	0.3 J	--
ETHYLBENZENE	NA	NA	90	2100	NA	0.19 J	--	--	--
M+P-XYLENES	NA	NA	NA	NA	NA	0.76 J	--	--	--
NAPHTHALENE	NA	NA	1.1	NA	NA	--	--	--	--
O-XYLENE	NA	NA	NA	NA	NA	0.35 J	--	--	--
TOLUENE	NA	NA	2	15000	NA	1.5	--	--	--
TOTAL XYLENES	NA	NA	13	NA	NA	1.1 J	--	--	--
TRICHLOROETHENE	NA	NA	21	300[3]	10	1.2	0.96 J	0.52 J	0.3 J
VINYL CHLORIDE	NA	NA	930	24[3]	0.7	--	--	--	--
Dissolved metals (µg/L)									
ARSENIC	340	150	NA[6]	1.4[3]	NA	--	1.2 J	1.2 J	1.2 J
BARIUM	NA	NA	4	NA	NA	13	13	13	13
BERYLLIUM	NA	NA	0.66	NA	NA	--	--	--	--
COPPER	24.6[7]	15.5[7]	15.5[7]	NA	NA	5.7	6.2	6.5	6.7
MOLYBDENUM	NA	NA	NA[6]	NA	NA	1.4 J	1.5 J	1.4 J	1.4 J
NICKEL	806[7]	89.5[7]	89.5[7]	4600	NA	2	1.2 J	1.2 J	1.1 J
SELENIUM	NA	5	1	4200	NA	--	--	0.4 J	0.36 J
VANADIUM	NA	NA	20	NA	NA	--	--	--	--
ZINC	202[7]	204[7]	204[7]	26000	NA	5.5 J	2.5 J	--	--
Micellaneaous parameters (mg/L)									
CALCIUM HARDNESS AS CACO3	NA	NA	NA	NA	NA	63	63	61	63
HARDNESS AS CACO3	NA	NA	NA	NA	NA	200	200	200	210
MAGNESIUM HARDNESS AS CACO3	NA	NA	NA	NA	NA	140	140	140	140
Micellaneaous parameters (µg/L)									
HEXAVALENT CHROMIUM	16	11	11	NA	NA	0.121 J	0.136 J	0.12 J	0.101 J

Table 4-2

Detected Analytes and Screening Level Exceedances-July 2014
Frog Mortar Creek
Lockheed Martin, Martin State Airport, Middle River, Maryland

LOCATION SAMPLE ID SAMPLE DATE SAMPLE CODE	National Recommended Water Quality Criteria[1] Freshwater		Ecological Surface Water Screening Level[2]	Human Health Consumption of Organism Only[1,3]	Swimming Screening Level[4]	MSA-SW-44A MSA-SW44A-20140707 NORMAL	MSA-SW-44B MSA-SW44B-20140707 NORMAL	MSA-SW-44C MSA-SW44C-20140707 NORMAL	MSA-SW-44D MSA-SW44D-20140707 NORMAL
	Acute	Chronic							
Volatile organic compounds (µg/L)									
1,2,3-TRIMETHYLBENZENE	NA	NA	NA	NA	NA	--	--	--	--
1,2,4-TRIMETHYLBENZENE	NA	NA	33	NA	NA	--	--	0.32 J	--
1,4-DICHLOROBENZENE	NA	NA	26	190	NA	--	--	--	--
ACETONE	NA	NA	1500	NA	NA	--	--	--	--
BENZENE	NA	NA	370	510[3]	NA	--	--	--	--
CARBON DISULFIDE	NA	NA	0.92	NA	NA	--	--	--	--
CIS-1,2-DICHLOROETHENE	NA	NA	590[5]	NA	300	0.49 J	0.33 J	--	0.22 J
ETHYLBENZENE	NA	NA	90	2100	NA	--	--	--	--
M+P-XYLENES	NA	NA	NA	NA	NA	0.33 J	--	0.61 J	--
NAPHTHALENE	NA	NA	1.1	NA	NA	--	--	--	--
O-XYLENE	NA	NA	NA	NA	NA	--	--	0.28 J	--
TOLUENE	NA	NA	2	15000	NA	0.6 J	--	1.1	--
TOTAL XYLENES	NA	NA	13	NA	NA	0.33 J	--	0.89 J	--
TRICHLOROETHENE	NA	NA	21	300[3]	10	0.62 J	0.57 J	0.65 J	0.41 J
VINYL CHLORIDE	NA	NA	930	24[3]	0.7	0.26 J	--	--	--
Dissolved metals (µg/L)									
ARSENIC	340	150	NA[6]	1.4[3]	NA	1.1 J	1.2 J	1.2 J	1.2 J
BARIUM	NA	NA	4	NA	NA	12	13	13	12
BERYLLIUM	NA	NA	0.66	NA	NA	--	--	--	--
COPPER	24.6[7]	15.5[7]	15.5[7]	NA	NA	6.2	6.4	6.5	6.3
MOLYBDENUM	NA	NA	NA[6]	NA	NA	1.5 J	1.4 J	1.5 J	1.5 J
NICKEL	806[7]	89.5[7]	89.5[7]	4600	NA	1.5 J	1.2 J	1.1 J	2.6
SELENIUM	NA	5	1	4200	NA	--	0.36 J	--	--
VANADIUM	NA	NA	20	NA	NA	--	1.1 J	--	--
ZINC	202[7]	204[7]	204[7]	26000	NA	--	--	--	2.9 J
Micellaneaous parameters (mg/L)									
CALCIUM HARDNESS AS CACO3	NA	NA	NA	NA	NA	61	61	62	62
HARDNESS AS CACO3	NA	NA	NA	NA	NA	200	200	200	200
MAGNESIUM HARDNESS AS CACO3	NA	NA	NA	NA	NA	140	140	140	140
Micellaneaous parameters (µg/L)									
HEXAVALENT CHROMIUM	16	11	11	NA	NA	0.114 J	0.129 J	0.107 J	0.106 J

Table 4-2

Detected Analytes and Screening Level Exceedances-July 2014
Frog Mortar Creek
Lockheed Martin, Martin State Airport, Middle River, Maryland
Page 10 of 11

LOCATION SAMPLE ID SAMPLE DATE SAMPLE CODE	National Recommended Water Quality Criteria[1] Freshwater		Ecological Surface Water Screening Level[2]	Human Health Consumption of Organism Only[1,3]	Swimming Screening Level[4]	MSA-SW-45A MSA-SW45A-20140707 NORMAL	MSA-SW-45B MSA-SW45B-20140707 NORMAL	MSA-SW-45C MSA-SW45C-20140707 NORMAL	MSA-SW-45D MSA-SW45D-20140707 NORMAL
	Acute	Chronic							
Volatile organic compounds (µg/L)									
1,2,3-TRIMETHYLBENZENE	NA	NA	NA	NA	NA	0.33 J	--	--	--
1,2,4-TRIMETHYLBENZENE	NA	NA	33	NA	NA	1.1	--	--	--
1,4-DICHLOROBENZENE	NA	NA	26	190	NA	--	--	--	--
ACETONE	NA	NA	1500	NA	NA	--	--	--	--
BENZENE	NA	NA	370	510[3]	NA	0.5 J	--	--	--
CARBON DISULFIDE	NA	NA	0.92	NA	NA	1.3	--	1.4	--
CIS-1,2-DICHLOROETHENE	NA	NA	590[5]	NA	300	0.36 J	--	0.22 J	--
ETHYLBENZENE	NA	NA	90	2100	NA	0.32 J	--	--	--
M+P-XYLENES	NA	NA	NA	NA	NA	1.8 J	--	--	--
NAPHTHALENE	NA	NA	1.1	NA	NA	0.56 J	--	--	--
O-XYLENE	NA	NA	NA	NA	NA	0.83 J	--	--	--
TOLUENE	NA	NA	2	15000	NA	2.5	--	0.14 J	0.23 J
TOTAL XYLENES	NA	NA	13	NA	NA	2.6	--	--	--
TRICHLOROETHENE	NA	NA	21	300[3]	10	0.42 J	0.32 J	0.26 J	0.33 J
VINYL CHLORIDE	NA	NA	930	24[3]	0.7	--	--	--	--
Dissolved metals (µg/L)									
ARSENIC	340	150	NA[6]	1.4[3]	NA	1.3 J	1.1 J	1.2 J	1.2 J
BARIUM	NA	NA	4	NA	NA	13	13	13	13
BERYLLIUM	NA	NA	0.66	NA	NA	--	--	--	--
COPPER	24.6[7]	15.5[7]	15.5[7]	NA	NA	5.1	5.8	5.9	6
MOLYBDENUM	NA	NA	NA[6]	NA	NA	1.4 J	1.4 J	1.4 J	1.4 J
NICKEL	806[7]	89.5[7]	89.5[7]	4600	NA	1.1 J	1.1 J	1.1 J	1.6 J
SELENIUM	NA	5	1	4200	NA	--	--	0.41 J	--
VANADIUM	NA	NA	20	NA	NA	--	--	--	--
ZINC	202[7]	204[7]	204[7]	26000	NA	--	--	--	--
Micellaneaous parameters (mg/L)									
CALCIUM HARDNESS AS CACO3	NA	NA	NA	NA	NA	65	63	64	65
HARDNESS AS CACO3	NA	NA	NA	NA	NA	210	210	210	220
MAGNESIUM HARDNESS AS CACO3	NA	NA	NA	NA	NA	150	150	150	150
Micellaneaous parameters (µg/L)									
HEXAVALENT CHROMIUM	16	11	11	NA	NA	0.111 J	0.109 J	0.126 J	0.128 J

Table 4-2

Detected Analytes and Screening Level Exceedances-July 2014
Frog Mortar Creek
Lockheed Martin, Martin State Airport, Middle River, Maryland

1 National Recommended Water Quality Criteria, http://water.epa.gov/scitech/swguidance/standards/current/index.cfm;
and Maryland Numerical Criteria for Toxic Substances in Surface Waters, Code of Maryland Regulations (COMAR) 26.08.02.03,
http://www.dsd.state.md.us./comar/comarhtml/26/26.08.02.03-2.htm

2 United State Environmental Protection Agency (USEPA) Region 3 Biological Technical Advisory Group (BTAG) Freshwater Screening Benchmarks

3 For carcinogens, criterion is for incremental cancer risk of $1x10^{-5}$

4 Site-specific swimming screening levels were developed for trichloroethene, *cis* -1,2-dichloroethene, and vinyl chloride only.

5 The BTAG screening benchmark for 1,2-dichloroethene (590 µg/L) is used as a surrogate screening level for *cis* -1,2-dichloroethene.

6 The BTAG screening benchmark is based on total metal concentration for this analyte; therefore, the dissolved metals result is not screened against the BTAG benchmark.

7 In accordance with USEPA (2002, 2006, and 2009), the option to use site-specific hardness (190 mg/L) was selected to adjust this criterion instead of the standard hardness concentration of 100 mg/L. The minimum of 190 mg/L total hardness for the June sampling was used to adjust the criteria.

Criteria for trivalent chromium are used as surrogate values for total chromium sample concentrations because trivalent chromium criteria are lower and therefore more protective to the environment, and hexavalent chomium was analyzed/screened separately.

Gray shading indicates a result that exceeds a screening criterion.

-- not detected

CACO3 - calcium carbonate

EL - Edwards Lane

J - estimated result

µg/L - micrograms per liter

mg/L - milligrams per liter

NA - not analyzed or not available

SW - surface water

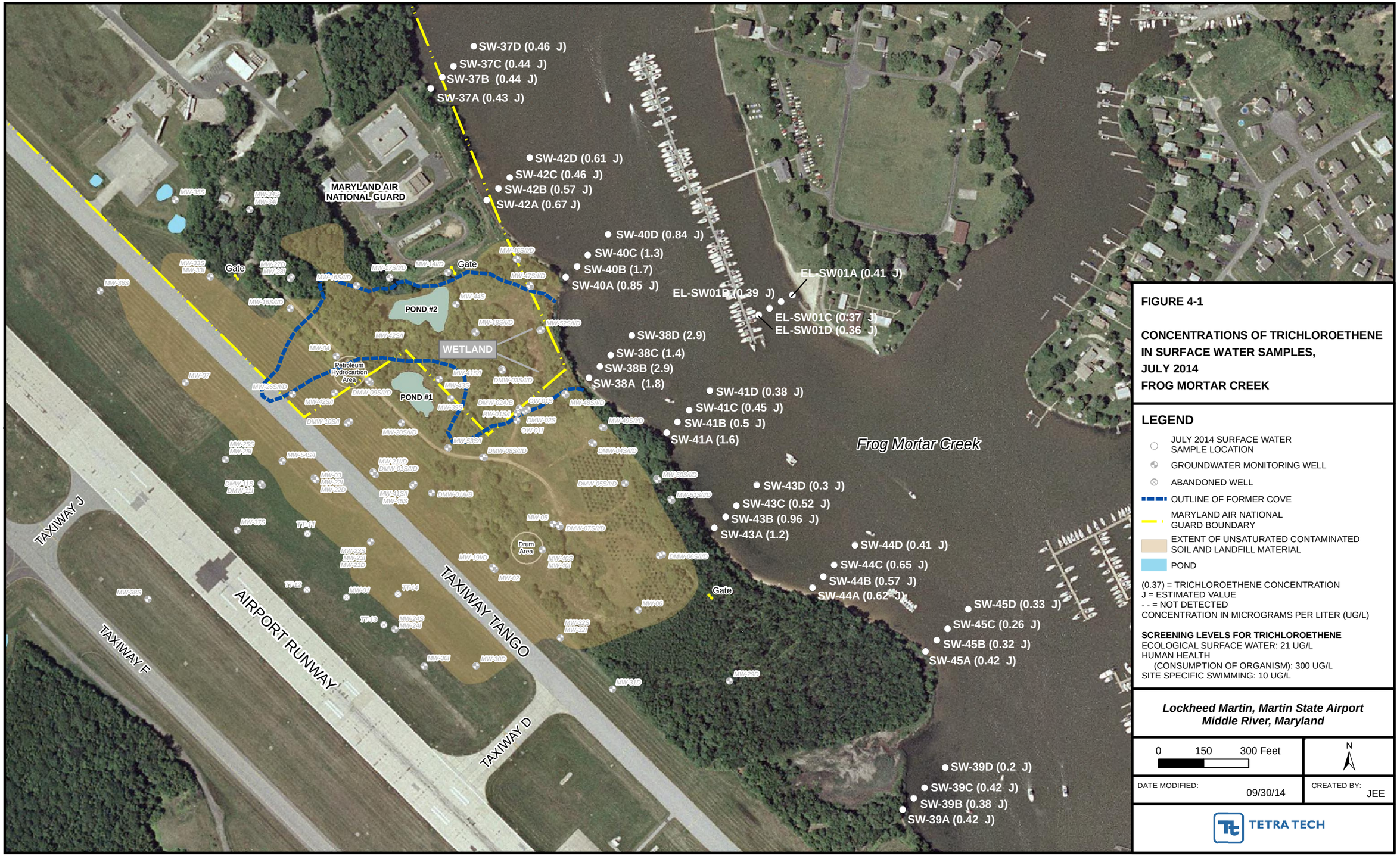

FIGURE 4-1

CONCENTRATIONS OF TRICHLOROETHENE IN SURFACE WATER SAMPLES, JULY 2014
FROG MORTAR CREEK

LEGEND

- JULY 2014 SURFACE WATER SAMPLE LOCATION
- GROUNDWATER MONITORING WELL
- ABANDONED WELL
- OUTLINE OF FORMER COVE
- MARYLAND AIR NATIONAL GUARD BOUNDARY
- EXTENT OF UNSATURATED CONTAMINATED SOIL AND LANDFILL MATERIAL
- POND

(0.37) = TRICHLOROETHENE CONCENTRATION
J = ESTIMATED VALUE
- - = NOT DETECTED
CONCENTRATION IN MICROGRAMS PER LITER (UG/L)

SCREENING LEVELS FOR TRICHLOROETHENE
ECOLOGICAL SURFACE WATER: 21 UG/L
HUMAN HEALTH
(CONSUMPTION OF ORGANISM): 300 UG/L
SITE SPECIFIC SWIMMING: 10 UG/L

Lockheed Martin, Martin State Airport
Middle River, Maryland

0 150 300 Feet

N

DATE MODIFIED: 09/30/14

CREATED BY: JEE

TETRA TECH

Map Document: (P:\GIS\Lockheed_MSA\MapDocs\MXD\fmc_sw_tce_results_jul2014.mxd)
09/30/14 -- JEE

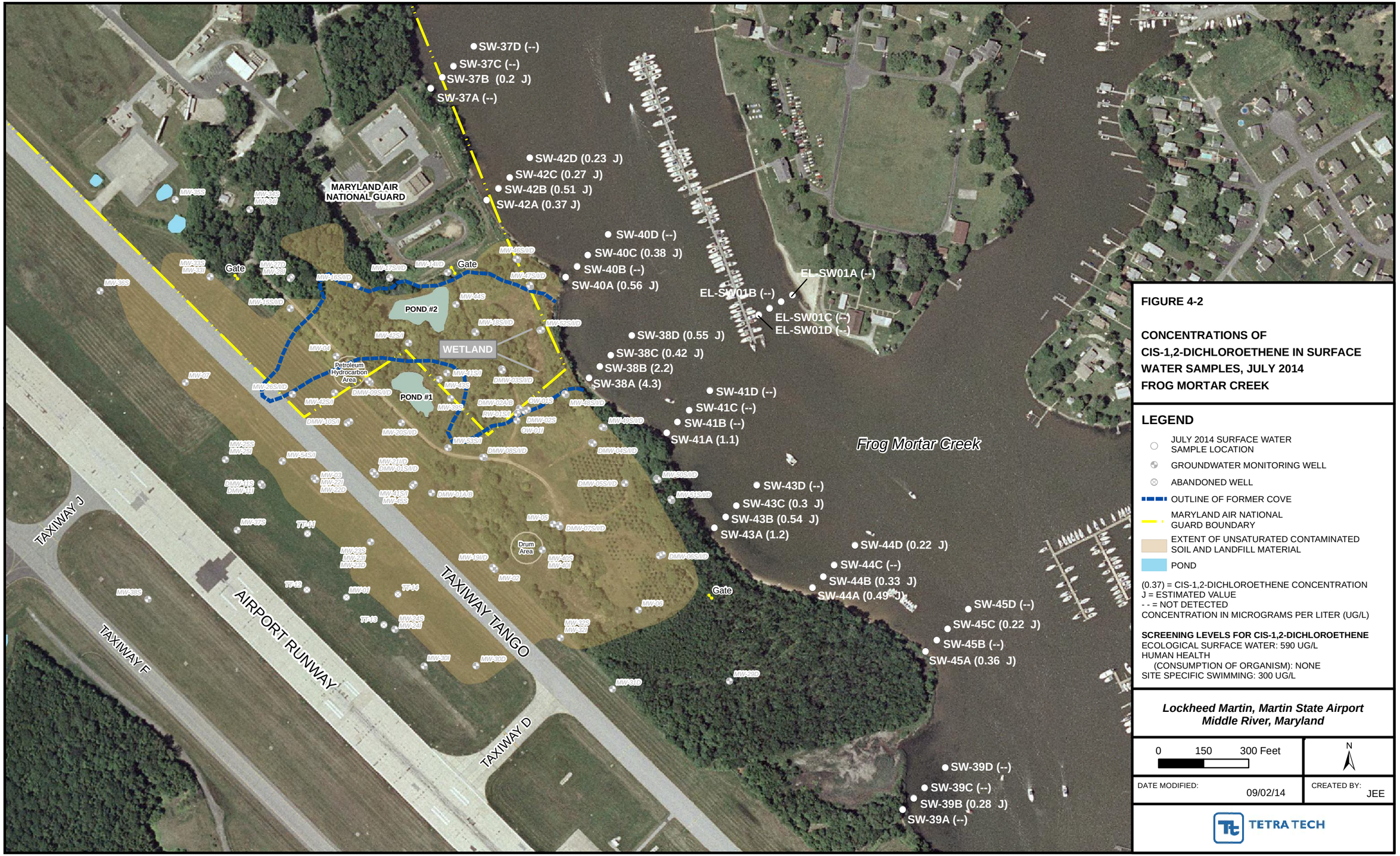

FIGURE 4-2

CONCENTRATIONS OF CIS-1,2-DICHLOROETHENE IN SURFACE WATER SAMPLES, JULY 2014 FROG MORTAR CREEK

LEGEND

- JULY 2014 SURFACE WATER SAMPLE LOCATION
- GROUNDWATER MONITORING WELL
- ABANDONED WELL
- OUTLINE OF FORMER COVE
- MARYLAND AIR NATIONAL GUARD BOUNDARY
- EXTENT OF UNSATURATED CONTAMINATED SOIL AND LANDFILL MATERIAL
- POND

(0.37) = CIS-1,2-DICHLOROETHENE CONCENTRATION
J = ESTIMATED VALUE
- - = NOT DETECTED
CONCENTRATION IN MICROGRAMS PER LITER (UG/L)

SCREENING LEVELS FOR CIS-1,2-DICHLOROETHENE
ECOLOGICAL SURFACE WATER: 590 UG/L
HUMAN HEALTH
(CONSUMPTION OF ORGANISM): NONE
SITE SPECIFIC SWIMMING: 300 UG/L

Lockheed Martin, Martin State Airport
Middle River, Maryland

0 150 300 Feet

N

DATE MODIFIED: 09/02/14

CREATED BY: JEE

TETRA TECH

Map Document: (P:\GIS\Lockheed_MSA\MapDocs\MXD\fmc_sw_cis12dce_results_jul2014.mxd)
09/02/14 -- JEE

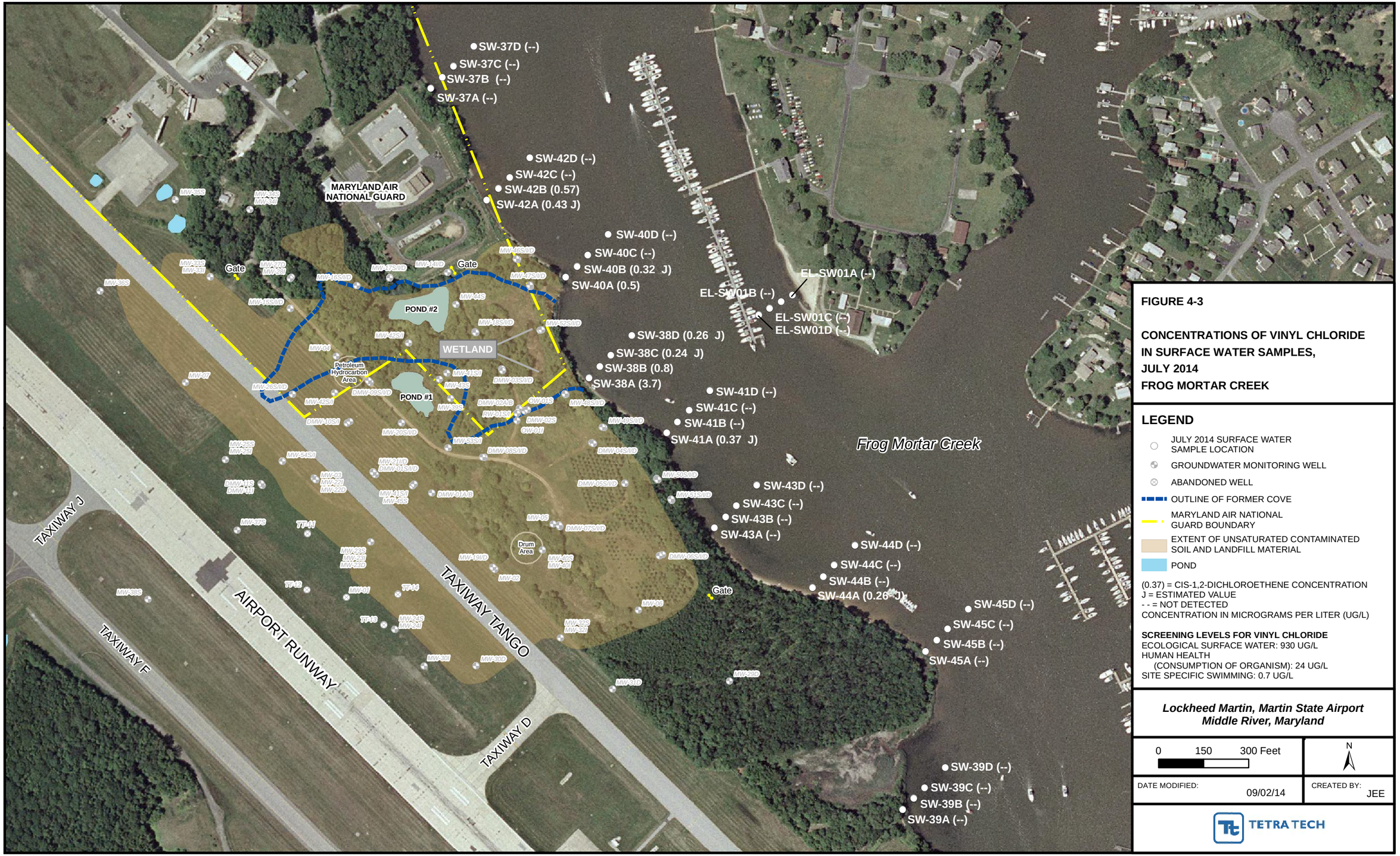

FIGURE 4-3

CONCENTRATIONS OF VINYL CHLORIDE IN SURFACE WATER SAMPLES, JULY 2014
FROG MORTAR CREEK

LEGEND

- JULY 2014 SURFACE WATER SAMPLE LOCATION
- GROUNDWATER MONITORING WELL
- ABANDONED WELL
- OUTLINE OF FORMER COVE
- MARYLAND AIR NATIONAL GUARD BOUNDARY
- EXTENT OF UNSATURATED CONTAMINATED SOIL AND LANDFILL MATERIAL
- POND

(0.37) = CIS-1,2-DICHLOROETHENE CONCENTRATION
J = ESTIMATED VALUE
- - = NOT DETECTED
CONCENTRATION IN MICROGRAMS PER LITER (UG/L)

SCREENING LEVELS FOR VINYL CHLORIDE
ECOLOGICAL SURFACE WATER: 930 UG/L
HUMAN HEALTH
(CONSUMPTION OF ORGANISM): 24 UG/L
SITE SPECIFIC SWIMMING: 0.7 UG/L

Lockheed Martin, Martin State Airport
Middle River, Maryland

0 150 300 Feet

N

DATE MODIFIED: 09/02/14

CREATED BY: JEE

TETRA TECH

Map Document: (P:\GIS\Lockheed_MSA\MapDocs\MXD\fmc_sw_VC_results_jul2014.mxd)
09/02/14 -- JEE

Section 5
Summary

The results of the Lockheed Martin Corporation (Lockheed Martin) July 2014 Frog Mortar Creek surface water investigation are summarized below:

- Forty surface water samples were collected from Frog Mortar Creek on July 7, 2014 and chemically analyzed to assess concentrations of chemical constituents previously detected in Frog Mortar Creek, and to assess creek surface-water quality near the Dump Road Area (DRA).

- Four samples were collected from each of nine transects (spaced approximately 350 feet apart) along the western shoreline of Frog Mortar Creek. The transects are designated MSA-SW37, MSA-SW38, MSA-SW39, MSA-SW40, MSA-SW41, MSA-SW42, MSA-SW43, MSA-SW44, and MSA-SW45. Another four samples were also collected on the eastern shoreline of Frog Mortar Creek along a transect extending out from a property (3301 Edwards Lane) across the creek; this transect is designated EL-SW01. Along each transect, one sample was collected near the shoreline ("A" sample), one was collected approximately 50 feet from the shoreline ("B" sample), one was collected approximately 100 feet from the shoreline ("C" sample), and one was collected approximately 200 feet from the shoreline ("D" sample). Each sample was collected approximately one foot below the water surface.

- All western shoreline samples from Frog Mortar Creek were analyzed for volatile organic compounds (VOCs), filtered metals, filtered hexavalent chromium, and hardness. The four surface water samples from the Edwards Lane transect were analyzed for volatile organic compounds only.

- The data were validated in accordance with the *United States Environmental Protection Agency (USEPA) Region III Modifications to the National Functional Guidelines for Data Review* (USEPA, 1993 and 1994) and the specific requirements of the analytical methods used.

- Sampling results were screened against United States Environmental Protection Agency Region 3 Biological Technical Advisory Group (BTAG) ecological freshwater screening-benchmarks; United States Environmental Protection Agency national recommended water quality criteria (NRWQC); Maryland ambient water quality criteria (AWQC); and site-specific surface-water screening levels developed to evaluate risks to recreational swimmers from exposure to three volatile organic compounds: trichloroethene [TCE;], *cis*-1,2-dichloroethene [*cis*-1,2-DCE], and vinyl chloride [VC]).

- Volatile organic compounds (primarily trichloroethene, toluene, *cis*-1,2-dichloroethene, xylenes, 1,2,4-trimethylbenzene, benzene, and vinyl chloride) and metals were detected in the July 2014 surface water samples.

- Vinyl chloride, toluene, and carbon disulfide are the only volatile organic compounds to exceed screening levels. Vinyl chloride exceeded its site-specific screening level for swimming at two near-shore locations (SW38A and SW38B); toluene exceeded its ecological screening level at one location (SW45A), and carbon disulfide exceeded its ecological screening level at three locations (SW42A, SW45A, and SW45C).

- Detected concentrations of chlorinated volatile organic compounds were highest at shoreline sampling locations SW38A (vinyl chloride and *cis*-1,2-dichloroethene) and SW38B (trichloroethene); this transect is east of the Dump Road Area monitoring wells that contain some of the highest groundwater concentrations of site-related constituents.

- Trichloroethene concentrations detected in samples from the eastern shoreline transect (SW01) are generally lower than concentrations detected in samples collected from western shoreline transects. Trichloroethene results for July 2014 eastern-shoreline locations are very similar to June 2014 results, and are slightly lower than those detected during the previous years' sampling round (July 2013).

- The maximum July 2014 trichloroethene concentration (2.9 micrograms per liter [µg/L]) is lower than the maximum concentrations detected in July 2013 (3.6 µg/L) and June 2014 (6.3 µg/L).

- The highest detected *cis*-1,2-dichlorethene concentrations (1.1–4.3 µg/L) are less than the maximum (41 µg/L) detected in the previous round (June 2014).

- In general, vinyl chloride concentrations in July 2014 are similar to those detected in the previous (June 2014) sampling round. The maximum detected vinyl chloride concentration of 3.7 µg/L in July 2014 is lower than the maximum detected concentration 0f 20 µg/L detected in June 2014. The highest vinyl chloride concentrations, both historically and in the current episode, have been detected at SW38A.

- Arsenic exceeded its lowest screening level in four of 36 samples, and dissolved barium exceeded its screening level in all (36 of 36) samples.

- Dissolved hexavalent chromium was detected in all 36 samples, but at trace concentrations ranging from 0.068 µg/L to 0.137 µg/L. These concentrations are well below its lowest screening criterion (11 µg/L).

Section 6
References

1. *Code of Maryland Regulations* (COMAR), 2014. "Numerical Criteria for Toxic Substances in Surface Waters." COMAR Title 26, Subtitle 08, Chapter 02, Regulation 03. http://www.dsd.state.md.us/comar/comarhtml/26/26.08.02.03-2.htm.

2. Tetra Tech, Inc. (Tetra Tech), 2014a. *2014 Surface Water Sampling Work Plan, Martin State Airport, 701 Wilson Point Road, Middle River, Maryland*. Report prepared by Tetra Tech, Inc., Germantown, Maryland for Lockheed Martin Corporation, Bethesda, Maryland. January.

3. Tetra Tech, Inc. (Tetra Tech), 2014b. *2013 Surface Water Sampling Report for Frog Mortar Creek, Martin State Airport, 701 Wilson Point Road, Middle River, Maryland*. Report prepared by Tetra Tech, Inc., Germantown, Maryland for Lockheed Martin Corporation, Bethesda, Maryland. April.

4. United States Environmental Protection Agency (USEPA), Region 3, 1993. *Region III Modifications to the Laboratory Data-Validation Functional Guidelines for Evaluating Inorganics Analyses*. April.

5. United States Environmental Protection Agency (USEPA), Region 3, 1994. *Region III Modifications to the National Functional Guidelines for Organic-Data Review*. September.

6. United States Environmental Protection Agency (USEPA), 2002. *National Recommended Water Quality Criteria: 2002*. U.S. Environmental Protection Agency, Office of Water, Office of Science and Technology. November.

7. United States Environmental Protection Agency (USEPA) Region 3, 2006. *Region III Biological Technical Advisory Group Freshwater Screening-Benchmarks*. July.

8. United States Environmental Protection Agency (USEPA) 2009. *National Recommended Water Quality Criteria*. U.S. Environmental Protection Agency, Offices of Water and of Science and Technology. http://water.epa.gov/scitech/swguidance/standards/current/index.cfm or http://water.epa.gov/scitech/swguidance/standards/current/upload/nrwqc-2009.p.

This page intentionally left blank.

APPENDIX A—SURFACE-WATER-SAMPLE LOG SHEETS

Tetra Tech

SURFACE WATER SAMPLE LOG SHEET

Project Site Name: Frog Mortar Creek, Martin State Airport
Project No.: 112IC06183

[] Stream
[] Spring
[] Pond
[] Lake
[x] Other: Tidal creek - estuarine
[] QA Sample Type:

Sample ID No.: EL-SW01A -070714
Sample Location: FMC SW
Sampled By: JAM
C.O.C. No.:

Type of Sample:
[x] Low Concentration
[] High Concentration

SAMPLING DATA:

Date: 7/7/2014	Color (Visual)	pH (S.U.)	S.C. (mS/cm)	Temp. (°C)	Turbidity (NTU)	DO (mg/l)	Salinity (%)	Other ORP
Time: 0824								
Depth: 1 foot								
Method: Grab (Bacon Bomb)	Clear	6.70	1.10	25.28	11.6	N/A	0.9	197

SAMPLE COLLECTION INFORMATION:

Analysis	Preservative	Container Requirements	Collected
TCL VOCs	HCl pH<2	3 - 40 mL glass vials	Y
Dissolved Metals	HNO^3 pH<2	1 - 500 mL plastic bottle	N
Hexavalent Chromium	<4° C	1 - 250 mL plastic bottle	N

OBSERVATIONS / NOTES:

Dissolved Metals filtered in field

MAP:

Circle if Applicable:

MS/MSD	Duplicate ID No.:

Signature(s):

Tetra Tech

SURFACE WATER SAMPLE LOG SHEET

Project Site Name: Frog Mortar Creek, Martin State Airport
Project No.: 112IC06183

Sample ID No.: EL-SW01B -070714
Sample Location: FMC SW
Sampled By: JAM
C.O.C. No.:

[] Stream
[] Spring
[] Pond
[] Lake
[x] Other: Tidal creek - estuarine
[] QA Sample Type:

Type of Sample:
[x] Low Concentration
[] High Concentration

SAMPLING DATA:

Date: 7/7/2014	Color (Visual)	pH (S.U.)	S.C. (mS/cm)	Temp. (^{0}C)	Turbidity (NTU)	DO (mg/l)	Salinity (%)	Other ORP
Time: 0827								
Depth: 1 foot	Clear	7.01	1.72	25.36	10.46	N/A	0.9	185
Method: Grab (Bacon Bomb)								

SAMPLE COLLECTION INFORMATION:

Analysis	Preservative	Container Requirements	Collected
TCL VOCs	HCl pH<2	3 - 40 mL glass vials	Y
Dissolved Metals	HNO^3 pH<2	1 - 500 mL plastic bottle	N
Hexavalent Chromium	<4° C	1 - 250 mL plastic bottle	N

OBSERVATIONS / NOTES:

Dissolved Metals filtered in field

MAP:

Circle if Applicable:

MS/MSD

Duplicate ID No.:

Signature(s):

Tetra Tech

SURFACE WATER SAMPLE LOG SHEET

Project Site Name: Frog Mortar Creek, Martin State Airport
Project No.: 112IC06183

Sample ID No.: EL-SW01C -070714
Sample Location: FMC SW
Sampled By: JAM
C.O.C. No.:

[] Stream
[] Spring
[] Pond
[] Lake
[x] Other: Tidal creek - estuarine
[] QA Sample Type:

Type of Sample:
[x] Low Concentration
[] High Concentration

SAMPLING DATA:

Date: 7/7/2014	Color (Visual)	pH (S.U.)	S.C. (mS/cm)	Temp. (^{0}C)	Turbidity (NTU)	DO (mg/l)	Salinity (%)	Other ORP
Time: 0829								
Depth: 1 foot	Clear	7.09	1.74	25.44	8.99	N/A	0.9	177
Method: Grab (Bacon Bomb)								

SAMPLE COLLECTION INFORMATION:

Analysis	Preservative	Container Requirements	Collected
TCL VOCs	HCl pH<2	3 - 40 mL glass vials	Y
Dissolved Metals	HNO^3 pH<2	1 - 500 mL plastic bottle	N
Hexavalent Chromium	<4° C	1 - 250 mL plastic bottle	N

OBSERVATIONS / NOTES:

Dissolved Metals filtered in field

MAP:

Circle if Applicable:

MS/MSD	Duplicate ID No.:

Signature(s):

Tetra Tech

SURFACE WATER SAMPLE LOG SHEET

Project Site Name: Frog Mortar Creek, Martin State Airport
Project No.: 112IC06183

Sample ID No.: EL-SW019 -070714
Sample Location: FMC SW
Sampled By: JAM
C.O.C. No.:

[] Stream
[] Spring
[] Pond
[] Lake
[x] Other: Tidal creek - estuarine
[] QA Sample Type:

Type of Sample:
[x] Low Concentration
[] High Concentration

SAMPLING DATA:

		Color (Visual)	pH (S.U.)	S.C. (mS/cm)	Temp. (^{0}C)	Turbidity (NTU)	DO (mg/l)	Salinity (%)	Other ORP
Date:	7/7/2014								
Time:	0831								
Depth:	1 foot	Clear	7.17	1.76	25.49	8.61	3.3	0.9	170
Method:	Grab (Bacon Bomb)								

SAMPLE COLLECTION INFORMATION:

Analysis	Preservative	Container Requirements	Collected
TCL VOCs	HCl pH<2	3 - 40 mL glass vials	Y
Dissolved Metals	HNO^3 pH<2	1 - 500 mL plastic bottle	N
Hexavalent Chromium	<4° C	1 - 250 mL plastic bottle	N

OBSERVATIONS / NOTES:

Dissolved Metals filtered in field

MAP:

Circle if Applicable:

MS/MSD | Duplicate ID No.:

Signature(s):

Tetra Tech

SURFACE WATER SAMPLE LOG SHEET

Project Site Name: Frog Mortar Creek, Martin State Airport
Project No.: 112IC06183

Sample ID No.: MSA-SW39A -070714
Sample Location: FMC SW
Sampled By: JAM
C.O.C. No.:

[] Stream
[] Spring
[] Pond
[] Lake
[x] Other: Tidal creek - estuarine
[] QA Sample Type:

Type of Sample:
[x] Low Concentration
[] High Concentration

SAMPLING DATA:

Date: 7/7/2014	Color (Visual)	pH (S.U.)	S.C. (mS/cm)	Temp. (°C)	Turbidity (NTU)	DO (mg/l)	Salinity (%)	Other ORP
Time: 0845								
Depth: 1 foot								
Method: Grab (Bacon Bomb)	Clear	7.27	1.91	25.22	7.22	N/A	1.0	172

SAMPLE COLLECTION INFORMATION:

Analysis	Preservative	Container Requirements	Collected
TCL VOCs	HCl pH<2	3 - 40 mL glass vials	Y
Dissolved Metals	HNO^3 pH<2	1 - 500 mL plastic bottle	Y
Hexavalent Chromium	<4° C	1 - 250 mL plastic bottle	Y

OBSERVATIONS / NOTES:

Dissolved Metals filtered in field

MAP:

Circle if Applicable:

MS/MSD	Duplicate ID No.:

Signature(s):

Tetra Tech

SURFACE WATER SAMPLE LOG SHEET

Project Site Name: Frog Mortar Creek, Martin State Airport
Project No.: 112IC06183

Sample ID No.: MFA-SW393 -070714
Sample Location: FMC SW
Sampled By: JAM
C.O.C. No.:

[] Stream
[] Spring
[] Pond
[] Lake
[x] Other: Tidal creek - estuarine
[] QA Sample Type:

Type of Sample:
[x] Low Concentration
[] High Concentration

SAMPLING DATA:

Date: 7/7/2014	Color (Visual)	pH (S.U.)	S.C. (mS/cm)	Temp. (°C)	Turbidity (NTU)	DO (mg/l)	Salinity (%)	Other ORP
Time: 0851								
Depth: 1 foot	Clear	7.25	1.98	25.49	7.44	N/A	0.9	~~188~~ 168
Method: Grab (Bacon Bomb)								

SAMPLE COLLECTION INFORMATION:

Analysis	Preservative	Container Requirements	Collected
TCL VOCs	HCl pH<2	3 - 40 mL glass vials	Y
Dissolved Metals	HNO^3 pH<2	1 - 500 mL plastic bottle	Y
Hexavalent Chromium	<4° C	1 - 250 mL plastic bottle	Y

OBSERVATIONS / NOTES:

Dissolved Metals filtered in field

MAP:

Circle if Applicable:

MS/MSD	Duplicate ID No.:

Signature(s):

Tetra Tech

SURFACE WATER SAMPLE LOG SHEET

Project Site Name: Frog Mortar Creek, Martin State Airport
Project No.: 112IC06183

Sample ID No.: MFA-SW39C -070714
Sample Location: FMC SW
Sampled By: JAM
C.O.C. No.:

[] Stream
[] Spring
[] Pond
[] Lake
[x] Other: Tidal creek - estuarine
[] QA Sample Type:

Type of Sample:
[x] Low Concentration
[] High Concentration

SAMPLING DATA:

Date: 7/7/2014	Color (Visual)	pH (S.U.)	S.C. (mS/cm)	Temp. (°C)	Turbidity (NTU)	DO (mg/l)	Salinity (%)	Other ORP
Time: 0855								
Depth: 1 foot	Clear	7.26	1.97	~~15~~ 25.49	6.66	N/A	1.0	165
Method: Grab (Bacon Bomb)								

SAMPLE COLLECTION INFORMATION:

Analysis	Preservative	Container Requirements	Collected
TCL VOCs	HCl pH<2	3 - 40 mL glass vials	Y
Dissolved Metals	HNO^3 pH<2	1 - 500 mL plastic bottle	Y
Hexavalent Chromium	<4° C	1 - 250 mL plastic bottle	Y

OBSERVATIONS / NOTES:

Dissolved Metals filtered in field

MAP:

Circle if Applicable:

MS/MSD	Duplicate ID No.:

Signature(s):

Tetra Tech

SURFACE WATER SAMPLE LOG SHEET

Project Site Name: Frog Mortar Creek, Martin State Airport
Project No.: 112IC06183

Sample ID No.: MA-SW-390 -070714
Sample Location: FMC SW
Sampled By: JAM
C.O.C. No.:

[] Stream
[] Spring
[] Pond
[] Lake
[x] Other: Tidal creek - estuarine
[] QA Sample Type:

Type of Sample:
[x] Low Concentration
[] High Concentration

SAMPLING DATA:

Date: 7/7/2014	Color (Visual)	pH (S.U.)	S.C. (mS/cm)	Temp. (°C)	Turbidity (NTU)	DO (mg/l)	Salinity (%)	Other ORP
Time: 0859								
Depth: 1 foot	Clear	7.29	1.98	25.59	8.96	N/A	1.0	156
Method: Grab (Bacon Bomb)								

SAMPLE COLLECTION INFORMATION:

Analysis	Preservative	Container Requirements	Collected
TCL VOCs	HCl pH<2	3 - 40 mL glass vials	Y
Dissolved Metals	HNO^3 pH<2	1 - 500 mL plastic bottle	Y
Hexavalent Chromium	<4° C	1 - 250 mL plastic bottle	Y

OBSERVATIONS / NOTES:

Dissolved Metals filtered in field

MAP:

Circle if Applicable:

MS/MSD | Duplicate ID No.:

Signature(s):

Tetra Tech

SURFACE WATER SAMPLE LOG SHEET

Project Site Name: Frog Mortar Creek, Martin State Airport
Project No.: 112IC06183

Sample ID No.: MSA-SW454 -070714
Sample Location: FMC SW
Sampled By: JAM
C.O.C. No.:

[] Stream
[] Spring
[] Pond
[] Lake
[x] Other: Tidal creek - estuarine
[] QA Sample Type:

Type of Sample:
[x] Low Concentration
[] High Concentration

SAMPLING DATA:

Date: 7/7/2014	Color (Visual)	pH (S.U.)	S.C. (mS/cm)	Temp. (°C)	Turbidity (NTU)	DO (mg/l)	Salinity (%)	Other ORP
Time: 0908								
Depth: 1 foot	Clear	7.29	1.95	25.81	7.28	N/A	1.0	149
Method: Grab (Bacon Bomb)								

SAMPLE COLLECTION INFORMATION:

Analysis	Preservative	Container Requirements	Collected
TCL VOCs	HCl pH<2	3 - 40 mL glass vials	Y
Dissolved Metals	HNO^3 pH<2	1 - 500 mL plastic bottle	Y
Hexavalent Chromium	<4° C	1 - 250 mL plastic bottle	Y

OBSERVATIONS / NOTES:

Dissolved Metals filtered in field

MAP:

Circle if Applicable:

MS/MSD	Duplicate ID No.:

Signature(s):

Tetra Tech

SURFACE WATER SAMPLE LOG SHEET

Project Site Name: Frog Mortar Creek, Martin State Airport
Project No.: 112IC06183

Sample ID No.: MSA-SW45B -070714
Sample Location: FMC SW
Sampled By: JAM
C.O.C. No.:

[] Stream
[] Spring
[] Pond
[] Lake
[x] Other: Tidal creek - estuarine
[] QA Sample Type:

Type of Sample:
[x] Low Concentration
[] High Concentration

SAMPLING DATA:

Date: 7/7/2014	Color (Visual)	pH (S.U.)	S.C. (mS/cm)	Temp. (°C)	Turbidity (NTU)	DO (mg/l)	Salinity (%)	Other ORP
Time: 0914								
Depth: 1 foot	Clear	7.28	1.99	25.66	8.91	N/A	1.0	150
Method: Grab (Bacon Bomb)								

SAMPLE COLLECTION INFORMATION:

Analysis	Preservative	Container Requirements	Collected
TCL VOCs	HCl pH<2	3 - 40 mL glass vials	Y
Dissolved Metals	HNO^3 pH<2	1 - 500 mL plastic bottle	Y
Hexavalent Chromium	<4° C	1 - 250 mL plastic bottle	Y

OBSERVATIONS / NOTES:

Dissolved Metals filtered in field

MAP:

Circle if Applicable:

MS/MSD | Duplicate ID No.:

Signature(s):

Tetra Tech

SURFACE WATER SAMPLE LOG SHEET

Project Site Name: Frog Mortar Creek, Martin State Airport
Project No.: 112IC06183

Sample ID No.: MA-SW45C -070714
Sample Location: FMC SW
Sampled By: JAM
C.O.C. No.:

[] Stream
[] Spring
[] Pond
[] Lake
[x] Other: Tidal creek - estuarine
[] QA Sample Type:

Type of Sample:
[x] Low Concentration
[] High Concentration

SAMPLING DATA:

Date: 7/7/2014	Color (Visual)	pH (S.U.)	S.C. (mS/cm)	Temp. (^{0}C)	Turbidity (NTU)	DO (mg/l)	Salinity (%)	Other ORP
Time: 0918								
Depth: 1 foot	Clear	7.32	1.96	25.66	9.87	N/A	1.0	155
Method: Grab (Bacon Bomb)								

SAMPLE COLLECTION INFORMATION:

Analysis	Preservative	Container Requirements	Collected
TCL VOCs	HCl pH<2	3 - 40 mL glass vials	Y
Dissolved Metals	HNO^3 pH<2	1 - 500 mL plastic bottle	Y
Hexavalent Chromium	<4° C	1 - 250 mL plastic bottle	Y

OBSERVATIONS / NOTES:

Dissolved Metals filtered in field

MAP:

Circle if Applicable:

MS/MSD	Duplicate ID No.:

Signature(s):

Tetra Tech

SURFACE WATER SAMPLE LOG SHEET

Project Site Name: Frog Mortar Creek, Martin State Airport
Project No.: 112IC06183

Sample ID No.: MA-SW450 -070714
Sample Location: FMC SW
Sampled By: JAM
C.O.C. No.:

[] Stream
[] Spring
[] Pond
[] Lake
[x] Other: Tidal creek - estuarine
[] QA Sample Type:

Type of Sample:
[x] Low Concentration
[] High Concentration

SAMPLING DATA:

Date: 7/7/2014	Color (Visual)	pH (S.U.)	S.C. (mS/cm)	Temp. (^{0}C)	Turbidity (NTU)	DO (mg/l)	Salinity (%)	Other ORP
Time: 0924								
Depth: 1 foot								
Method: Grab (Bacon Bomb)	Clear	7.34	1.98	25.68	10.77	N/A	1.0	153

SAMPLE COLLECTION INFORMATION:

Analysis	Preservative	Container Requirements	Collected
TCL VOCs	HCl pH<2	3 - 40 mL glass vials	Y
Dissolved Metals	HNO^3 pH<2	1 - 500 mL plastic bottle	Y
Hexavalent Chromium	<4° C	1 - 250 mL plastic bottle	Y

OBSERVATIONS / NOTES:

Dissolved Metals filtered in field

MAP:

Circle if Applicable:

MS/MSD | Duplicate ID No.:

Signature(s):

Tetra Tech

SURFACE WATER SAMPLE LOG SHEET

Project Site Name: Frog Mortar Creek, Martin State Airport
Project No.: 112IC06183

Sample ID No.: MSA-SW44A -070714
Sample Location: FMC SW
Sampled By: JAM
C.O.C. No.:

[] Stream
[] Spring
[] Pond
[] Lake
[x] Other: Tidal creek - estuarine
[] QA Sample Type:

Type of Sample:
[x] Low Concentration
[] High Concentration

SAMPLING DATA:

Date: 7/7/2014	Color (Visual)	pH (S.U.)	S.C. (mS/cm)	Temp. (°C)	Turbidity (NTU)	DO (mg/l)	Salinity (%)	Other ORP
Time: 1343								
Depth: 1 foot								
Method: Grab (Bacon Bomb)	Clear	7.52	1.83	27.09	8.32	4.74	29	148

SAMPLE COLLECTION INFORMATION:

Analysis	Preservative	Container Requirements	Collected
TCL VOCs	HCl pH<2	3 - 40 mL glass vials	Y
Dissolved Metals	HNO^3 pH<2	1 - 500 mL plastic bottle	Y
Hexavalent Chromium	<4° C	1 - 250 mL plastic bottle	Y

OBSERVATIONS / NOTES:

Dissolved Metals filtered in field

MAP:

Circle if Applicable:

MS/MSD | Duplicate ID No.:

Signature(s):

Tetra Tech

SURFACE WATER SAMPLE LOG SHEET

Project Site Name: Frog Mortar Creek, Martin State Airport
Project No.: 112IC06183

Sample ID No.: MSA-SW448 -070714
Sample Location: FMC SW
Sampled By: JAM
C.O.C. No.:

[] Stream
[] Spring
[] Pond
[] Lake
[x] Other: Tidal creek - estuarine
[] QA Sample Type:

Type of Sample:
[x] Low Concentration
[] High Concentration

SAMPLING DATA:

Date: 7/7/2014	Color (Visual)	pH (S.U.)	S.C. (mS/cm)	Temp. (°C)	Turbidity (NTU)	DO (mg/l)	Salinity (%)	Other ORP
Time: 1348								
Depth: 1 foot	Clear	7.44	1.85	27.18	7.72	4.94	0.9	155
Method: Grab (Bacon Bomb)								

SAMPLE COLLECTION INFORMATION:

Analysis	Preservative	Container Requirements	Collected
TCL VOCs	HCl pH<2	3 - 40 mL glass vials	Y
Dissolved Metals	HNO^3 pH<2	1 - 500 mL plastic bottle	Y
Hexavalent Chromium	<4° C	1 - 250 mL plastic bottle	Y

OBSERVATIONS / NOTES:

Dissolved Metals filtered in field

MAP:

Circle if Applicable:

MS/MSD | Duplicate ID No.:

Signature(s):

Tetra Tech

SURFACE WATER SAMPLE LOG SHEET

Project Site Name: Frog Mortar Creek, Martin State Airport
Project No.: 112IC06183

Sample ID No.: MSA-SW-44C -070714
Sample Location: FMC SW
Sampled By: JAM
C.O.C. No.:

[] Stream
[] Spring
[] Pond
[] Lake
[x] Other: Tidal creek - estuarine
[] QA Sample Type:

Type of Sample:
[x] Low Concentration
[] High Concentration

SAMPLING DATA:

Date: 7/7/2014	Color (Visual)	pH (S.U.)	S.C. (mS/cm)	Temp. (^{0}C)	Turbidity (NTU)	DO (mg/l)	Salinity (%)	Other ORP
Time: 1352								
Depth: 1 foot	Clear	7.51	1.87	26.90	8.65	4.91	0.9	154
Method: Grab (Bacon Bomb)								

SAMPLE COLLECTION INFORMATION:

Analysis	Preservative	Container Requirements	Collected
TCL VOCs	HCl pH<2	3 - 40 mL glass vials	Y
Dissolved Metals	HNO^3 pH<2	1 - 500 mL plastic bottle	Y
Hexavalent Chromium	<4° C	1 - 250 mL plastic bottle	Y

OBSERVATIONS / NOTES:

Dissolved Metals filtered in field

MAP:

Circle if Applicable:

MS/MSD | Duplicate ID No.:

Signature(s):

Tetra Tech

SURFACE WATER SAMPLE LOG SHEET

Project Site Name: Frog Mortar Creek, Martin State Airport
Project No.: 112IC06183

[] Stream
[] Spring
[] Pond
[] Lake
[x] Other: Tidal creek - estuarine
[] QA Sample Type:

Sample ID No.: MA-SW-440 -070714
Sample Location: FMC SW
Sampled By: JAM
C.O.C. No.:

Type of Sample:
[x] Low Concentration
[] High Concentration

SAMPLING DATA:

Date: 7/7/2014	Color (Visual)	pH (S.U.)	S.C. (mS/cm)	Temp. (^{0}C)	Turbidity (NTU)	DO (mg/l)	Salinity (%)	Other ORP
Time: 1356								
Depth: 1 foot	Clear	7.52	1.88	27.16	7.72	5.70	1.0	154
Method: Grab (Bacon Bomb)								

SAMPLE COLLECTION INFORMATION:

Analysis	Preservative	Container Requirements	Collected
TCL VOCs	HCl pH<2	3 - 40 mL glass vials	Y
Dissolved Metals	HNO^3 pH<2	1 - 500 mL plastic bottle	Y
Hexavalent Chromium	<4° C	1 - 250 mL plastic bottle	Y

OBSERVATIONS / NOTES:

Dissolved Metals filtered in field

MAP:

Circle if Applicable:

MS/MSD

Duplicate ID No.:

Signature(s):

Tetra Tech

SURFACE WATER SAMPLE LOG SHEET

Project Site Name: Frog Mortar Creek, Martin State Airport
Project No.: 112IC06183

[] Stream
[] Spring
[] Pond
[] Lake
[x] Other: Tidal creek - estuarine
[] QA Sample Type:

Sample ID No.: MSA-SW43A -070714
Sample Location: FMC SW
Sampled By: JAM
C.O.C. No.:

Type of Sample:
[x] Low Concentration
[] High Concentration

SAMPLING DATA:

		Color	pH	S.C.	Temp.	Turbidity	DO	Salinity	Other
Date:	7/7/2014	(Visual)	(S.U.)	(mS/cm)	(^{0}C)	(NTU)	(mg/l)	(%)	ORP
Time:	1322								
Depth:	1 foot	Clear	7.39	1.68	27.48	7.74	4.22	1.0	137
Method:	Grab (Bacon Bomb)								

SAMPLE COLLECTION INFORMATION:

Analysis	Preservative	Container Requirements	Collected
TCL VOCs	HCl pH<2	3 - 40 mL glass vials	Y
Dissolved Metals	HNO^3 pH<2	1 - 500 mL plastic bottle	Y
Hexavalent Chromium	<4° C	1 - 250 mL plastic bottle	Y

OBSERVATIONS / NOTES:

Dissolved Metals filtered in field

MAP:

Circle if Applicable:

MS/MSD | Duplicate ID No.:

Signature(s):

Tetra Tech

SURFACE WATER SAMPLE LOG SHEET

Project Site Name: Frog Mortar Creek, Martin State Airport
Project No.: 112IC06183

[] Stream
[] Spring
[] Pond
[] Lake
[x] Other: Tidal creek - estuarine
[] QA Sample Type:

Sample ID No.: MSA-SW43B -070714
Sample Location: FMC SW
Sampled By: JAM
C.O.C. No.:

Type of Sample:
[x] Low Concentration
[] High Concentration

SAMPLING DATA:

Date: 7/7/2014	Color	pH	S.C.	Temp.	Turbidity	DO	Salinity	Other
Time: 1329	(Visual)	(S.U.)	(mS/cm)	(^{0}C)	(NTU)	(mg/l)	(%)	ORP
Depth: 1 foot								
Method: Grab (Bacon Bomb)	Clear	7.24	1.87	27.65	7.09	5.62	0.9	139

SAMPLE COLLECTION INFORMATION:

Analysis	Preservative	Container Requirements	Collected
TCL VOCs	HCl pH<2	3 - 40 mL glass vials	Y
Dissolved Metals	HNO^3 pH<2	1 - 500 mL plastic bottle	Y
Hexavalent Chromium	<4° C	1 - 250 mL plastic bottle	Y

OBSERVATIONS / NOTES:

Dissolved Metals filtered in field

MAP:

Circle if Applicable:

MS/MSD	Duplicate ID No.:

Signature(s):

Tetra Tech

SURFACE WATER SAMPLE LOG SHEET

Project Site Name: Frog Mortar Creek, Martin State Airport
Project No.: 112IC06183

Sample ID No.: MSA-SW73C-070714
Sample Location: FMC SW
Sampled By: JAM
C.O.C. No.:

[] Stream
[] Spring
[] Pond
[] Lake
[x] Other: Tidal creek - estuarine
[] QA Sample Type:

Type of Sample:
[x] Low Concentration
[] High Concentration

SAMPLING DATA:

Date: 7/7/2014	Color	pH	S.C.	Temp.	Turbidity	DO	Salinity	Other
Time: 1334	(Visual)	(S.U.)	(mS/cm)	(^{0}C)	(NTU)	(mg/l)	(%)	ORP
Depth: 1 foot	Clear	7.34	1.86	27.45	6.34	7.40	0.9	146
Method: Grab (Bacon Bomb)								

SAMPLE COLLECTION INFORMATION:

Analysis	Preservative	Container Requirements	Collected
TCL VOCs	HCl pH<2	3 - 40 mL glass vials	Y
Dissolved Metals	HNO^3 pH<2	1 - 500 mL plastic bottle	Y
Hexavalent Chromium	<4° C	1 - 250 mL plastic bottle	Y

OBSERVATIONS / NOTES:

Dissolved Metals filtered in field

MAP:

Circle if Applicable:

MS/MSD	Duplicate ID No.:

Signature(s):

Tetra Tech

SURFACE WATER SAMPLE LOG SHEET

Project Site Name: Frog Mortar Creek, Martin State Airport
Project No.: 112IC06183

Sample ID No.: MA-SW430 -070714
Sample Location: FMC SW
Sampled By: JAM
C.O.C. No.:

[] Stream
[] Spring
[] Pond
[] Lake
[x] Other: Tidal creek - estuarine
[] QA Sample Type:

Type of Sample:
[x] Low Concentration
[] High Concentration

SAMPLING DATA:

Date: 7/7/2014	Color (Visual)	pH (S.U.)	S.C. (mS/cm)	Temp. (°C)	Turbidity (NTU)	DO (mg/l)	Salinity (%)	Other ORP
Time: 1337								
Depth: 1 foot	Clear	7.45	1.88	27.33	9.80	5.19	1.0	147
Method: Grab (Bacon Bomb)								

SAMPLE COLLECTION INFORMATION:

Analysis	Preservative	Container Requirements	Collected
TCL VOCs	HCl pH<2	3 - 40 mL glass vials	Y
Dissolved Metals	HNO^3 pH<2	1 - 500 mL plastic bottle	Y
Hexavalent Chromium	<4° C	1 - 250 mL plastic bottle	Y

OBSERVATIONS / NOTES:

Dissolved Metals filtered in field

MAP:

Circle if Applicable:

MS/MSD | Duplicate ID No.:

Signature(s):

Tetra Tech

SURFACE WATER SAMPLE LOG SHEET

Project Site Name: Frog Mortar Creek, Martin State Airport
Project No.: 112IC06183

Sample ID No.: MSA-SW-41A -070714
Sample Location: FMC SW
Sampled By: JAM
C.O.C. No.:

[] Stream
[] Spring
[] Pond
[] Lake
[x] Other: Tidal creek - estuarine
[] QA Sample Type:

Type of Sample:
[x] Low Concentration
[] High Concentration

SAMPLING DATA:

Date: 7/7/2014	Color (Visual)	pH (S.U.)	S.C. (mS/cm)	Temp. (°C)	Turbidity (NTU)	DO (mg/l)	Salinity (%)	Other ORP
Time: 1303								
Depth: 1 foot	Clear	7.45	1.83	27.24	7.87	4.88	0.9	152
Method: Grab (Bacon Bomb)								

SAMPLE COLLECTION INFORMATION:

Analysis	Preservative	Container Requirements	Collected
TCL VOCs	HCl pH<2	3 - 40 mL glass vials	Y
Dissolved Metals	HNO^3 pH<2	1 - 500 mL plastic bottle	Y
Hexavalent Chromium	<4° C	1 - 250 mL plastic bottle	Y

OBSERVATIONS / NOTES:

Dissolved Metals filtered in field

MAP:

Circle if Applicable:

MS/MSD | Duplicate ID No.:

Signature(s):

Tetra Tech

SURFACE WATER SAMPLE LOG SHEET

Project Site Name: Frog Mortar Creek, Martin State Airport
Project No.: 112IC06183

Sample ID No.: MFA-SW-413 -070714
Sample Location: FMC SW
Sampled By: JAM
C.O.C. No.:

[] Stream
[] Spring
[] Pond
[] Lake
[x] Other: Tidal creek - estuarine
[] QA Sample Type:

Type of Sample:
[x] Low Concentration
[] High Concentration

SAMPLING DATA:

Date: 7/7/2014	Color (Visual)	pH (S.U.)	S.C. (mS/cm)	Temp. (^{0}C)	Turbidity (NTU)	DO (mg/l)	Salinity (%)	Other ORP
Time: 1308								
Depth: 1 foot	Clear	7.43	1.65	27.30	6.31	5.08	0.9	27.30
Method: Grab (Bacon Bomb)								

SAMPLE COLLECTION INFORMATION:

Analysis	Preservative	Container Requirements	Collected
TCL VOCs	HCl pH<2	3 - 40 mL glass vials	Y
Dissolved Metals	HNO^3 pH<2	1 - 500 mL plastic bottle	Y
Hexavalent Chromium	<4° C	1 - 250 mL plastic bottle	Y

OBSERVATIONS / NOTES:

Dissolved Metals filtered in field

MAP:

Circle if Applicable:

MS/MSD | Duplicate ID No.:

Signature(s):

Tetra Tech

SURFACE WATER SAMPLE LOG SHEET

Project Site Name: Frog Mortar Creek, Martin State Airport
Project No.: 112IC06183

Sample ID No.: MSA-SW41C -070714
Sample Location: FMC SW
Sampled By: JAM
C.O.C. No.:

[] Stream
[] Spring
[] Pond
[] Lake
[x] Other: Tidal creek - estuarine
[] QA Sample Type:

Type of Sample:
[x] Low Concentration
[] High Concentration

SAMPLING DATA:

Date: 7/7/2014	Color (Visual)	pH (S.U.)	S.C. (mS/cm)	Temp. (^{0}C)	Turbidity (NTU)	DO (mg/l)	Salinity (%)	Other ORP
Time: 1312								
Depth: 1 foot	Clear	7.42	1.87	27.41	6.05	4.78	0.9	157
Method: Grab (Bacon Bomb)								

SAMPLE COLLECTION INFORMATION:

Analysis	Preservative	Container Requirements	Collected
TCL VOCs	HCl pH<2	3 - 40 mL glass vials	Y
Dissolved Metals	HNO^3 pH<2	1 - 500 mL plastic bottle	Y
Hexavalent Chromium	<4° C	1 - 250 mL plastic bottle	Y

OBSERVATIONS / NOTES:

Dissolved Metals filtered in field

MAP:

Circle if Applicable:

MS/MSD | Duplicate ID No.:

Signature(s):

Tetra Tech

SURFACE WATER SAMPLE LOG SHEET

Project Site Name: Frog Mortar Creek, Martin State Airport
Project No.: 112IC06183

Sample ID No.: MA-SW410 -070714
Sample Location: FMC SW
Sampled By: JAM
C.O.C. No.:

[] Stream
[] Spring
[] Pond
[] Lake
[x] Other: Tidal creek - estuarine
[] QA Sample Type:

Type of Sample:
[x] Low Concentration
[] High Concentration

SAMPLING DATA:

Date: 7/7/2014	Color (Visual)	pH (S.U.)	S.C. (mS/cm)	Temp. (^{0}C)	Turbidity (NTU)	DO (mg/l)	Salinity (%)	Other ORP
Time: 1316								
Depth: 1 foot	Clear	7.45	1.86	27.16	7.55	4.81	0.9	153
Method: Grab (Bacon Bomb)								

SAMPLE COLLECTION INFORMATION:

Analysis	Preservative	Container Requirements	Collected
TCL VOCs	HCl pH<2	3 - 40 mL glass vials	Y
Dissolved Metals	HNO^3 pH<2	1 - 500 mL plastic bottle	Y
Hexavalent Chromium	<4° C	1 - 250 mL plastic bottle	Y

OBSERVATIONS / NOTES:

Dissolved Metals filtered in field

MAP:

Circle if Applicable:

MS/MSD | Duplicate ID No.:

Signature(s):

Tetra Tech

SURFACE WATER SAMPLE LOG SHEET

Project Site Name: Frog Mortar Creek, Martin State Airport
Project No.: 112IC06183

Sample ID No.: MFA-SW38A -070714
Sample Location: FMC SW
Sampled By: JAM
C.O.C. No.:

[] Stream
[] Spring
[] Pond
[] Lake
[x] Other: Tidal creek - estuarine
[] QA Sample Type:

Type of Sample:
[x] Low Concentration
[] High Concentration

SAMPLING DATA:

Date: 7/7/2014	Color (Visual)	pH (S.U.)	S.C. (mS/cm)	Temp. (°C)	Turbidity (NTU)	DO (mg/l)	Salinity (%)	Other ORP
Time: 1243								
Depth: 1 foot	Clear	7.44	1.81	27.84	8.75	4.49	0.9	149
Method: Grab (Bacon Bomb)								

SAMPLE COLLECTION INFORMATION:

Analysis	Preservative	Container Requirements	Collected
TCL VOCs	HCl pH<2	3 - 40 mL glass vials	Y
Dissolved Metals	HNO^3 pH<2	1 - 500 mL plastic bottle	Y
Hexavalent Chromium	<4° C	1 - 250 mL plastic bottle	Y

OBSERVATIONS / NOTES:

Dissolved Metals filtered in field

MAP:

Circle if Applicable:

MS/MSD	Duplicate ID No.:

Signature(s):

Tetra Tech

SURFACE WATER SAMPLE LOG SHEET

Project Site Name: Frog Mortar Creek, Martin State Airport
Project No.: 112IC06183

Sample ID No.: MA-SW 38B -070714
Sample Location: FMC SW
Sampled By: JAM
C.O.C. No.:

[] Stream
[] Spring
[] Pond
[] Lake
[x] Other: Tidal creek - estuarine
[] QA Sample Type:

Type of Sample:
[x] Low Concentration
[] High Concentration

SAMPLING DATA:

		Color (Visual)	pH (S.U.)	S.C. (mS/cm)	Temp. (°C)	Turbidity (NTU)	DO (mg/l)	Salinity (%)	Other ORP
Date:	7/7/2014								
Time:	1249								
Depth:	1 foot	Clear	7.43	1.84	26.97	5.86	4.78	0.9	152
Method:	Grab (Bacon Bomb)								

SAMPLE COLLECTION INFORMATION:

Analysis	Preservative	Container Requirements	Collected
TCL VOCs	HCl pH<2	3 - 40 mL glass vials	Y
Dissolved Metals	HNO^3 pH<2	1 - 500 mL plastic bottle	Y
Hexavalent Chromium	<4° C	1 - 250 mL plastic bottle	Y

OBSERVATIONS / NOTES:

Dissolved Metals filtered in field

MAP:

Circle if Applicable:

MS/MSD	Duplicate ID No.:

Signature(s):

Tetra Tech

SURFACE WATER SAMPLE LOG SHEET

Project Site Name: Frog Mortar Creek, Martin State Airport
Project No.: 112IC06183

Sample ID No.: MSA-SW38C -070714
Sample Location: FMC SW
Sampled By: JAM
C.O.C. No.:

[] Stream
[] Spring
[] Pond
[] Lake
[x] Other: Tidal creek - estuarine
[] QA Sample Type:

Type of Sample:
[x] Low Concentration
[] High Concentration

SAMPLING DATA:

Date: 7/7/2014	Color (Visual)	pH (S.U.)	S.C. (mS/cm)	Temp. (°C)	Turbidity (NTU)	DO (mg/l)	Salinity (%)	Other ORP
Time: 1252								
Depth: 1 foot	Clear	7.45	1.85	27.34	5.77	4.64	0.9	156
Method: Grab (Bacon Bomb)								

SAMPLE COLLECTION INFORMATION:

Analysis	Preservative	Container Requirements	Collected
TCL VOCs	HCl pH<2	3 - 40 mL glass vials	Y
Dissolved Metals	HNO^3 pH<2	1 - 500 mL plastic bottle	Y
Hexavalent Chromium	<4° C	1 - 250 mL plastic bottle	Y

OBSERVATIONS / NOTES:

Dissolved Metals filtered in field

MAP:

Circle if Applicable:

MS/MSD	Duplicate ID No.:

Signature(s):

Tetra Tech

SURFACE WATER SAMPLE LOG SHEET

Project Site Name: Frog Mortar Creek, Martin State Airport
Project No.: 112IC06183

Sample ID No.: MSA-SW380 -070714
Sample Location: FMC SW
Sampled By: JAM
C.O.C. No.:

[] Stream
[] Spring
[] Pond
[] Lake
[x] Other: Tidal creek - estuarine
[] QA Sample Type:

Type of Sample:
[x] Low Concentration
[] High Concentration

SAMPLING DATA:

		Color (Visual)	pH (S.U.)	S.C. (mS/cm)	Temp. (^{0}C)	Turbidity (NTU)	DO (mg/l)	Salinity (%)	Other ORP
Date:	7/7/2014								
Time:	1257								
Depth:	1 foot	Clear	7.48	1.85	27.19	7.21	4.64	0.9	156
Method:	Grab (Bacon Bomb)								

SAMPLE COLLECTION INFORMATION:

Analysis	Preservative	Container Requirements	Collected
TCL VOCs	HCl pH<2	3 - 40 mL glass vials	Y
Dissolved Metals	HNO^3 pH<2	1 - 500 mL plastic bottle	Y
Hexavalent Chromium	<4° C	1 - 250 mL plastic bottle	Y

OBSERVATIONS / NOTES:

Dissolved Metals filtered in field

MAP:

Circle if Applicable:

MS/MSD | Duplicate ID No.:

Signature(s):

Tetra Tech

SURFACE WATER SAMPLE LOG SHEET

Project Site Name: Frog Mortar Creek, Martin State Airport
Project No.: 112IC06183

Sample ID No.: MSA-SW-40A -070714
Sample Location: FMC SW
Sampled By: JAM
C.O.C. No.:

[] Stream
[] Spring
[] Pond
[] Lake
[x] Other: Tidal creek - estuarine
[] QA Sample Type:

Type of Sample:
[x] Low Concentration
[] High Concentration

SAMPLING DATA:

Date: 7/7/2014	Color (Visual)	pH (S.U.)	S.C. (mS/cm)	Temp. (^{0}C)	Turbidity (NTU)	DO (mg/l)	Salinity (%)	Other ORP
Time: 1040								
Depth: 1 foot	Clear	7.38	1.74	25.91	9.57	3.35	0.9	138
Method: Grab (Bacon Bomb)								

SAMPLE COLLECTION INFORMATION:

Analysis	Preservative	Container Requirements	Collected
TCL VOCs	HCl pH<2	3 - 40 mL glass vials	Y
Dissolved Metals	HNO^3 pH<2	1 - 500 mL plastic bottle	Y
Hexavalent Chromium	<4° C	1 - 250 mL plastic bottle	Y

OBSERVATIONS / NOTES:

Dissolved Metals filtered in field

MAP:

Circle if Applicable:

MS/MSD	Duplicate ID No.:

Signature(s):

Tetra Tech

SURFACE WATER SAMPLE LOG SHEET

Project Site Name: Frog Mortar Creek, Martin State Airport
Project No.: 112IC06183

Sample ID No.: MA-SW40B -070714
Sample Location: FMC SW
Sampled By: JAM
C.O.C. No.:

[] Stream
[] Spring
[] Pond
[] Lake
[x] Other: Tidal creek - estuarine
[] QA Sample Type:

Type of Sample:
[x] Low Concentration
[] High Concentration

SAMPLING DATA:

Date: 7/7/2014	Color (Visual)	pH (S.U.)	S.C. (mS/cm)	Temp. (^{0}C)	Turbidity (NTU)	DO (mg/l)	Salinity (%)	Other ORP
Time: 1227								
Depth: 1 foot	Clear	7.39	1.83	27.44	9.87	4.97	0.9	151
Method: Grab (Bacon Bomb)								

SAMPLE COLLECTION INFORMATION:

Analysis	Preservative	Container Requirements	Collected
TCL VOCs	HCl pH<2	3 - 40 mL glass vials	Y
Dissolved Metals	HNO^3 pH<2	1 - 500 mL plastic bottle	Y
Hexavalent Chromium	<4° C	1 - 250 mL plastic bottle	Y

OBSERVATIONS / NOTES:

Dissolved Metals filtered in field

MAP:

Circle if Applicable:

MS/MSD	Duplicate ID No.:

Signature(s):

Tetra Tech

SURFACE WATER SAMPLE LOG SHEET

Project Site Name: Frog Mortar Creek, Martin State Airport
Project No.: 112IC06183

Sample ID No.: MM-SW-40C -070714
Sample Location: FMC SW
Sampled By: JAM
C.O.C. No.:

[] Stream
[] Spring
[] Pond
[] Lake
[x] Other: Tidal creek - estuarine
[] QA Sample Type:

Type of Sample:
[x] Low Concentration
[] High Concentration

SAMPLING DATA:

Date: 7/7/2014	Color (Visual)	pH (S.U.)	S.C. (mS/cm)	Temp. (°C)	Turbidity (NTU)	DO (mg/l)	Salinity (%)	Other ORP
Time: 1232								
Depth: 1 foot	Clear	7.41	1.83	26.78	8.66	4.74	0.9	149
Method: Grab (Bacon Bomb)								

SAMPLE COLLECTION INFORMATION:

Analysis	Preservative	Container Requirements	Collected
TCL VOCs	HCl pH<2	3 - 40 mL glass vials	Y
Dissolved Metals	HNO^3 pH<2	1 - 500 mL plastic bottle	Y
Hexavalent Chromium	<4° C	1 - 250 mL plastic bottle	Y

OBSERVATIONS / NOTES:

Dissolved Metals filtered in field

MAP:

Circle if Applicable:

MS/MSD | Duplicate ID No.:

Signature(s):

Tetra Tech

SURFACE WATER SAMPLE LOG SHEET

Project Site Name: Frog Mortar Creek, Martin State Airport
Project No.: 112IC06183

Sample ID No.: MSA-SW401 -070714
Sample Location: FMC SW
Sampled By: JAM
C.O.C. No.:

[] Stream
[] Spring
[] Pond
[] Lake
[x] Other: Tidal creek - estuarine
[] QA Sample Type:

Type of Sample:
[x] Low Concentration
[] High Concentration

SAMPLING DATA:

Date: 7/7/2014	Color (Visual)	pH (S.U.)	S.C. (mS/cm)	Temp. (°C)	Turbidity (NTU)	DO (mg/l)	Salinity (%)	Other ORP
Time: 1236								
Depth: 1 foot	Clear	7.41	1.83	26.78	8.66	4.74	0.9	149
Method: Grab (Bacon Bomb)								

SAMPLE COLLECTION INFORMATION:

Analysis	Preservative	Container Requirements	Collected
TCL VOCs	HCl pH<2	3 - 40 mL glass vials	Y
Dissolved Metals	HNO^3 pH<2	1 - 500 mL plastic bottle	Y
Hexavalent Chromium	<4° C	1 - 250 mL plastic bottle	Y

OBSERVATIONS / NOTES:

Dissolved Metals filtered in field

MAP:

Circle if Applicable:

MS/MSD	Duplicate ID No.:

Signature(s):

Tetra Tech

SURFACE WATER SAMPLE LOG SHEET

Project Site Name: Frog Mortar Creek, Martin State Airport
Project No.: 112IC06183

Sample ID No.: MFA-SW42-A -070714
Sample Location: FMC SW
Sampled By: JAM
C.O.C. No.:

[] Stream
[] Spring
[] Pond
[] Lake
[x] Other: Tidal creek - estuarine
[] QA Sample Type:

Type of Sample:
[x] Low Concentration
[] High Concentration

SAMPLING DATA:

Date: 7/7/2014	Color (Visual)	pH (S.U.)	S.C. (mS/cm)	Temp. (°C)	Turbidity (NTU)	DO (mg/l)	Salinity (%)	Other ORP
Time: 1015								
Depth: 1 foot	Clear	7.31	1.74	25.96	15.1	2.29	0.9	136
Method: Grab (Bacon Bomb)								

SAMPLE COLLECTION INFORMATION:

Analysis	Preservative	Container Requirements	Collected
TCL VOCs	HCl pH<2	3 - 40 mL glass vials	Y
Dissolved Metals	HNO^3 pH<2	1 - 500 mL plastic bottle	Y
Hexavalent Chromium	<4° C	1 - 250 mL plastic bottle	Y

OBSERVATIONS / NOTES:

Dissolved Metals filtered in field

MAP:

Circle if Applicable:

MS/MSD	Duplicate ID No.:

Signature(s):

Tetra Tech

SURFACE WATER SAMPLE LOG SHEET

Project Site Name: Frog Mortar Creek, Martin State Airport
Project No.: 112IC06183

[] Stream
[] Spring
[] Pond
[] Lake
[x] Other: Tidal creek - estuarine
[] QA Sample Type:

Sample ID No.: MSA-SW12B -070714
Sample Location: FMC SW
Sampled By: JAM
C.O.C. No.:

Type of Sample:
[x] Low Concentration
[] High Concentration

SAMPLING DATA:

		Color (Visual)	pH (S.U.)	S.C. (mS/cm)	Temp. (°C)	Turbidity (NTU)	DO (mg/l)	Salinity (%)	Other ORP
Date:	7/7/2014								
Time:	1022								
Depth:	1 foot	Clear	7.31	1.75	25.88	8.92	3.44	0.9	141
Method:	Grab (Bacon Bomb)								

SAMPLE COLLECTION INFORMATION:

Analysis	Preservative	Container Requirements	Collected
TCL VOCs	HCl pH<2	3 - 40 mL glass vials	Y
Dissolved Metals	HNO^3 pH<2	1 - 500 mL plastic bottle	Y
Hexavalent Chromium	<4° C	1 - 250 mL plastic bottle	Y

OBSERVATIONS / NOTES:

Dissolved Metals filtered in field

MAP:

Circle if Applicable:

MS/MSD | Duplicate ID No.:

Signature(s):

Tetra Tech

SURFACE WATER SAMPLE LOG SHEET

Project Site Name: Frog Mortar Creek, Martin State Airport
Project No.: 112IC06183

Sample ID No.: MA-SW42C -070714
Sample Location: FMC SW
Sampled By: JAM
C.O.C. No.:

[] Stream
[] Spring
[] Pond
[] Lake
[x] Other: Tidal creek - estuarine
[] QA Sample Type:

Type of Sample:
[x] Low Concentration
[] High Concentration

SAMPLING DATA:

Date: 7/7/2014	Color (Visual)	pH (S.U.)	S.C. (mS/cm)	Temp. (^{0}C)	Turbidity (NTU)	DO (mg/l)	Salinity (%)	Other ORP
Time: 1025								
Depth: 1 foot								
Method: Grab (Bacon Bomb)	Clear	7.32	1.75	26.29	9.55	4.08	0.9	144

SAMPLE COLLECTION INFORMATION:

Analysis	Preservative	Container Requirements	Collected
TCL VOCs	HCl pH<2	3 - 40 mL glass vials	Y
Dissolved Metals	HNO^3 pH<2	1 - 500 mL plastic bottle	Y
Hexavalent Chromium	<4° C	1 - 250 mL plastic bottle	Y

OBSERVATIONS / NOTES:

Dissolved Metals filtered in field

MAP:

Circle if Applicable:

MS/MSD | Duplicate ID No.:

Signature(s):

Tetra Tech

SURFACE WATER SAMPLE LOG SHEET

Project Site Name: Frog Mortar Creek, Martin State Airport
Project No.: 112IC06183

Sample ID No.: MSA-SW-02-D-070714
Sample Location: FMC SW
Sampled By: JAM
C.O.C. No.:

[] Stream
[] Spring
[] Pond
[] Lake
[x] Other: Tidal creek - estuarine
[] QA Sample Type:

Type of Sample:
[x] Low Concentration
[] High Concentration

SAMPLING DATA:

Date: 7/7/2014	Color (Visual)	pH (S.U.)	S.C. (mS/cm)	Temp. (°C)	Turbidity (NTU)	DO (mg/l)	Salinity (%)	Other ORP
Time: 1029								
Depth: 1 foot								
Method: Grab (Bacon Bomb)	Clear	7.38	1.76	26.35	11.8	4.10	0.9	147

SAMPLE COLLECTION INFORMATION:

Analysis	Preservative	Container Requirements	Collected
TCL VOCs	HCl pH<2	3 - 40 mL glass vials	Y
Dissolved Metals	HNO^3 pH<2	1 - 500 mL plastic bottle	Y
Hexavalent Chromium	<4° C	1 - 250 mL plastic bottle	Y

OBSERVATIONS / NOTES:

Dissolved Metals filtered in field

MAP:

Circle if Applicable:

MS/MSD | Duplicate ID No.:

Signature(s):

Tetra Tech

SURFACE WATER SAMPLE LOG SHEET

Project Site Name: Frog Mortar Creek, Martin State Airport
Project No.: 112IC06183

[] Stream
[] Spring
[] Pond
[] Lake
[x] Other: Tidal creek - estuarine
[] QA Sample Type:

Sample ID No.: MFA-SW37A -070714
Sample Location: FMC SW
Sampled By: JAM
C.O.C. No.:

Type of Sample:
[x] Low Concentration
[] High Concentration

SAMPLING DATA:

		Color (Visual)	pH (S.U.)	S.C. (mS/cm)	Temp. (°C)	Turbidity (NTU)	DO (mg/l)	Salinity (%)	Other ORP
Date:	7/7/2014								
Time:	0950								
Depth:	1 foot	Clear	7.38	1.73	26.17	1.73	3.95	0.9	120
Method:	Grab (Bacon Bomb)								

SAMPLE COLLECTION INFORMATION:

Analysis	Preservative	Container Requirements	Collected
TCL VOCs	HCl pH<2	3 - 40 mL glass vials	Y
Dissolved Metals	HNO^3 pH<2	1 - 500 mL plastic bottle	Y
Hexavalent Chromium	<4° C	1 - 250 mL plastic bottle	Y

OBSERVATIONS / NOTES:

Dissolved Metals filtered in field

MAP:

Circle if Applicable:

MS/MSD | Duplicate ID No.:

Signature(s):

Tetra Tech

SURFACE WATER SAMPLE LOG SHEET

Project Site Name: Frog Mortar Creek, Martin State Airport
Project No.: 112IC06183

Sample ID No.: MSA-SW-373 -070714
Sample Location: FMC SW
Sampled By: JAM
C.O.C. No.:

[] Stream
[] Spring
[] Pond
[] Lake
[x] Other: Tidal creek - estuarine
[] QA Sample Type:

Type of Sample:
[x] Low Concentration
[] High Concentration

SAMPLING DATA:

Date: 7/7/2014	Color (Visual)	pH (S.U.)	S.C. (mS/cm)	Temp. (°C)	Turbidity (NTU)	DO (mg/l)	Salinity (%)	Other ORP
Time: 0957								
Depth: 1 foot	Clear	7.37	1.74	26.12	9.43	3.83	0.9	133
Method: Grab (Bacon Bomb)								

SAMPLE COLLECTION INFORMATION:

Analysis	Preservative	Container Requirements	Collected
TCL VOCs	HCl pH<2	3 - 40 mL glass vials	Y
Dissolved Metals	HNO^3 pH<2	1 - 500 mL plastic bottle	Y
Hexavalent Chromium	<4° C	1 - 250 mL plastic bottle	Y

OBSERVATIONS / NOTES:

Dissolved Metals filtered in field

MAP:

Circle if Applicable:

MS/MSD	Duplicate ID No.:

Signature(s):

Tetra Tech

SURFACE WATER SAMPLE LOG SHEET

Project Site Name: Frog Mortar Creek, Martin State Airport
Project No.: 112IC06183

[] Stream
[] Spring
[] Pond
[] Lake
[x] Other: Tidal creek - estuarine
[] QA Sample Type:

Sample ID No.: MA-SW37C -070714
Sample Location: FMC SW
Sampled By: JAM
C.O.C. No.:

Type of Sample:
[x] Low Concentration
[] High Concentration

SAMPLING DATA:

Date: 7/7/2014	Color (Visual)	pH (S.U.)	S.C. (mS/cm)	Temp. (°C)	Turbidity (NTU)	DO (mg/l)	Salinity (%)	Other ORP
Time: 1002								
Depth: 1 foot								
Method: Grab (Bacon Bomb)	Clear	7.37	1.75	26.11	11.2	3.70	0.9	138

SAMPLE COLLECTION INFORMATION:

Analysis	Preservative	Container Requirements	Collected
TCL VOCs	HCl pH<2	3 - 40 mL glass vials	Y
Dissolved Metals	HNO^3 pH<2	1 - 500 mL plastic bottle	Y
Hexavalent Chromium	<4° C	1 - 250 mL plastic bottle	Y

OBSERVATIONS / NOTES:

Dissolved Metals filtered in field

MAP:

Circle if Applicable:

MS/MSD | Duplicate ID No.:

Signature(s):

Tetra Tech

SURFACE WATER SAMPLE LOG SHEET

Project Site Name: Frog Mortar Creek, Martin State Airport
Project No.: 112IC06183

Sample ID No.: MSA-SW370 -070714
Sample Location: FMC SW
Sampled By: JAM
C.O.C. No.:

[] Stream
[] Spring
[] Pond
[] Lake
[x] Other: Tidal creek - estuarine
[] QA Sample Type:

Type of Sample:
[x] Low Concentration
[] High Concentration

SAMPLING DATA:

Date: 7/7/2014	Color (Visual)	pH (S.U.)	S.C. (mS/cm)	Temp. (°C)	Turbidity (NTU)	DO (mg/l)	Salinity (%)	Other ORP
Time: 1007								
Depth: 1 foot								
Method: Grab (Bacon Bomb)	Clear	7.36	1.77	26.03	10.82	7.51	0.9	142

SAMPLE COLLECTION INFORMATION:

Analysis	Preservative	Container Requirements	Collected
TCL VOCs	HCl pH<2	3 - 40 mL glass vials	Y
Dissolved Metals	HNO^3 pH<2	1 - 500 mL plastic bottle	Y
Hexavalent Chromium	<4° C	1 - 250 mL plastic bottle	Y

OBSERVATIONS / NOTES:

Dissolved Metals filtered in field

MAP:

Circle if Applicable:

MS/MSD | Duplicate ID No.:

Signature(s):

APPENDIX B—DATA-VALIDATION REPORTS (ON CD)

TETRA TECH **INTERNAL CORRESPONDENCE**

TO: **T. APANAVAGE** **DATE:** **AUGUST 11, 2014**

FROM: **L. CIOFANI** **COPIES:** **DV FILE**

SUBJECT: **ORGANIC DATA VALIDATION- VOC**
MSA – SURFACE WATER – FULL REVIEW
SAMPLE DELIVERY GROUP (SDG) 240-39266-1

SAMPLES: 41/Aqueous/VOC

EL-SW01A-070714	EL-SW01B-070714	EL-SW01C-070714
EL-SW01D-070714	MSA-SW37A-070714	MSA-SW37B-070714
MSA-SW37C-070714	MSA-SW37D-070714	MSA-SW38A-070714
MSA-SW38B-070714	MSA-SW38C-070714	MSA-SW38D-070714
MSA-SW39A-070714	MSA-SW39B-070714	MSA-SW39C-070714
MSA-SW39D-070714	MSA-SW40A-070714	MSA-SW40B-070714
MSA-SW40C-070714	MSA-SW40D-070714	MSA-SW41A-070714
MSA-SW41B-070714	MSA-SW41C-070714	MSA-SW41D-070714
MSA-SW42A-070714	MSA-SW42B-070714	MSA-SW42C-070714
MSA-SW42D-070714	MSA-SW43A-070714	MSA-SW43B-070714
MSA-SW43C-070714	MSA-SW43D-070714	MSA-SW44A-070714
MSA-SW44B-070714	MSA-SW44C-070714	MSA-SW44D-070714
MSA-SW45A-070714	MSA-SW45B-070714	MSA-SW45C-070714
MSA-SW45D-070714	TB-070714	

Overview

The sample set for MSA Surface Water, SDG 240-38336-1 consists of forty (40) aqueous environmental samples and a trip blank analyzed for volatile organic compounds (VOCs). There is no field duplicate pair included in this SDG.

The samples were collected on July 7, 2014 and analyzed by Test America. Analyses were conducted in accordance to SW-846 Method 8260B analytical and reporting protocol.

Summary

The data contained in this SDG were validated with regard to the following parameters: data completeness, system performance, holding times, GC/MS tuning, initial / continuing calibrations, laboratory method blank results, surrogate spike/internal standard recoveries, laboratory control sample results, matrix spike/matrix spike duplicate results, compound identification, compound quantitation, and detection limits.

Areas of concern with respect to data quality are listed below.

Major Problems

- The matrix spike (MS)/matrix spike duplicate (MSD) percent recoveries (%Rs) were 0% for 2-chloroethyl vinyl ether in the spiked sample MSA-SW37A-070714. The nondetected result for 2-chloroetheyl vinyl ether was rejected (UR) in the original unspiked sample MSA-SW37A-070714.

- The MS/MSD %Rs were 0% for 2-chloroethyl vinyl ether in the spiked sample MSA-SW42C-070714. The nondetected result for 2-chloroetheyl vinyl ether was rejected (UR) in the original unspiked sample MSA-SW42C-070714.

Minor Problems

- The continuing calibration percent differences (%Ds) for several compounds were greater than the 20% quality control limit on July 9, 2014 @ 10:35 on instrument A3UX17. The compounds were diisopropyl ether, ethyl tert-butyl ether, and tert-amyl methyl ether. The nondetected results of the aforementioned analytes were qualified as estimated (UJ) in the affected samples (in analysis batch 137768).

- The continuing calibration percent differences (%Ds) for several compounds were greater than the 20% quality control limit on July 9, 2014 @ 10:58 on instrument A3UX17. The compounds were chloroethane, tertiary-butyl alcohol, vinyl acetate, and 2,2-dichloropropane. The nondetected results of the aforementioned analytes were qualified as estimated (UJ) in the affected samples (in analysis batch 137768).

- The continuing calibration %Ds for several compounds were greater than the 20% quality control limit on July 10, 2014 @ 11:28 on instrument A3UX17. The compounds were dichlorodifluoromethane, chloroethane, tertiary-butyl alcohol, vinyl acetate, 2,2-dichloropropane, and naphthalene. The nondetected results of the aforementioned compounds were qualified as estimated (UJ) in the affected samples (in analysis batch 137993).

- The continuing calibration %Ds for several compounds were greater than the 20% quality control limit on July 10, 2014 @ 11:50 on instrument A3UX17. The compounds were diisopropyl ether, ethyl tert-butyl ether, and tert-amyl methyl ether. The nondetected results of the aforementioned analytes were qualified as estimated (UJ) in the affected samples (in analysis batch 137993).

- The laboratory control sample (LCS) %R for tertiary-butyl alcohol was less than the laboratory lower quality control limit in batch 137993. The nondetected results for tertiary-butyl alcohol were qualified as estimated (UJ) in the affected samples.

- The MS/MSD %Rs were less than the laboratory lower quality control limit for tertiary-butyl alcohol in the spiked sample MSA-SW37A-070714. The nondetected result for tertiary-butyl alcohol was qualified as estimated (UJ) in the original unspiked sample MSA-SW37A-070714.

- Positive results reported below the reporting limit (RL) but above the method detection limit (MDL) for the organic analyses were qualified as estimated, (J).

Notes

Contamination was detected in the laboratory method blanks associated with batches 137768 analyzed on July 9, 2014 on instrument A3UX17, 137882 analyzed on July 9, 2014 on instrument A3UX9, and 137993 analyzed on July 10, 2014 on instrument A3UX17.

Contaminant	Maximum Concentration (ug/L)	Action Level (ug/L)
Methylene chloride[1]	0.516	5.16
Methylene chloride[2]	0.604	6.04
Methylene chloride[3]	1.90	19.0

(1) Maximum concentration associated with batch 137768.

(2) Maximum concentration associated with batch 137882.
(3) Maximum concentration associated with batch 137993.

An action level of 10X the maximum concentration of common laboratory contaminant, methylene chloride, was established in order to evaluate samples for blank contamination. Sample aliquot and dilution factors were taken into account when applying the action level. No action was taken because all methylene chloride results were nondetected.

The LCS %R of chloroethane was greater than the upper quality control limit in batch 137768. No action was required on the nondetected chloroethane results in the affected samples.

The MSD %R was less than the laboratory lower quality control limit for 1,2-dichloropropane in the spiked sample MSA-SW37A-070714. No action was taken because the MS %R was within the laboratory acceptance range and the RPD did not exceed the acceptance limit.

Several MS/MSD %Rs or relative percent difference (RPD) results were outside of the laboratory quality control acceptance range in a MS/MSD sample analyzed with analysis batch 137993. However, no action was necessary because the original unspiked sample is not part of SDG 240-39266-1.

Nondetected results were reported to the MDL.

EXECUTIVE SUMMARY

Laboratory Performance Issues: Several analytes had continuing calibration %Ds exceeding quality control limits resulting in qualification of associated nondetected results. LCS %Rs for tertiary-butyl alcohol less than acceptance limits resulted in qualification of associated nondetected results. Contamination was detected in VOC method blanks but did not result in qualification.

Other Factors Affecting Data Quality: MS/MSD percent recoveries of 0% resulted in rejection of nondetected results for 2-chloroethyl vinyl ether in two original unspiked samples. MS/MSD %Rs for tertiary-butyl alcohol less than acceptance limits resulted in qualification of the nondetected result in the original unspiked sample. Positive results reported below the RL but above the MDL were qualified as estimated.

The data for these analyses were reviewed with reference to the USEPA National Functional Guidelines for Organic Data Review (June 2008). The text of this report has been formulated to address only those problem areas affecting data quality.

Tetra Tech
Leigh Ciofani
Environmental Scientist/Data Validator

Tetra Tech
Joseph A. Samchuck
Data Validation Manager

Attachments:
Appendix A – Qualified Analytical Results
Appendix B – Results as Reported by the Laboratory
Appendix C – Support Documentation

Appendix A

Qualified Analytical Results

Qualifier Codes:

A = Lab Blank Contamination
B = Field Blank Contamination
C = Calibration Noncompliance (i.e., % RSDs, %Ds, ICVs, CCVs, RRFs, etc.)
C01 = GC/MS Tuning Noncompliance
D = MS/MSD Recovery Noncompliance
E = LCS/LCSD Recovery Noncompliance
F = Lab Duplicate Imprecision
G = Field Duplicate Imprecision
H = Holding Time Exceedance
I = ICP Serial Dilution Noncompliance
J = ICP PDS Recovery Noncompliance; MSA's $r < 0.995$
K = ICP Interference - includes ICS % R Noncompliance
L = Instrument Calibration Range Exceedance
M = Sample Preservation Noncompliance
N = Internal Standard Noncompliance
N01 = Internal Standard Recovery Noncompliance Dioxins
N02 = Recovery Standard Noncompliance Dioxins
N03 = Clean-up Standard Noncompliance Dioxins
O = Poor Instrument Performance (i.e., base-time drifting)
P = Uncertainty near detection limit (< 2 x IDL for inorganics and <CRQL for organics)
Q = Other problems (can encompass a number of issues; i.e.chromatography,interferences, etc.)
R = Surrogates Recovery Noncompliance
S = Pesticide/PCB Resolution
T = % Breakdown Noncompliance for DDT and Endrin
U = RPD between columns/detectors >40% for positive results determined via GC/HPLC
V = Non-linear calibrations; correlation coefficient $r < 0.995$
W = EMPC result
X = Signal to noise response drop
Y = Percent solids <30%
Z = Uncertainty at 2 standard deviations is greater than sample activity
Z1 = Tentatively Identified Compound considered presumptively present
Z2 = Tentatively Identified Compound column bleed
Z3 = Tentatively Identified Compound aldol condensate

PROJ_NO: 06183	NSAMPLE	EL-SW01A-070714			EL-SW01B-070714			EL-SW01C-070714			EL-SW01D-070714		
SDG: 240-39266-1	LAB_ID	240-39266-37			240-39266-38			240-39266-39			240-39266-40		
FRACTION: OV	SAMP_DATE	7/7/2014			7/7/2014			7/7/2014			7/7/2014		
MEDIA: WATER	QC_TYPE	NM			NM			NM			NM		
	UNITS	UG/L			UG/L			UG/L			UG/L		
	PCT_SOLIDS	0.0			0.0			0.0			0.0		
	DUP_OF												

PARAMETER	RESULT	VQL	QLCD	RESULT	VQL	QLCD	RESULT	VQL	QLCD	RESULT	VQL	QLCD
1,1,1,2-TETRACHLOROETHANE	0.23	U		0.23	U		0.23	U		0.23	U	
1,1,1-TRICHLOROETHANE	0.22	U		0.22	U		0.22	U		0.22	U	
1,1,2,2-TETRACHLOROETHANE	0.18	U		0.18	U		0.18	U		0.18	U	
1,1,2-TRICHLOROTRIFLUOROETHANE	0.28	U		0.28	U		0.28	U		0.28	U	
1,1-DICHLOROETHANE	0.15	U		0.15	U		0.15	U		0.15	U	
1,1-DICHLOROETHENE	0.19	U		0.19	U		0.19	U		0.19	U	
1,1-DICHLOROPROPENE	0.13	U		0.13	U		0.13	U		0.13	U	
1,2,3-TRICHLOROBENZENE	0.17	U		0.17	U		0.17	U		0.17	U	
1,2,3-TRICHLOROPROPANE	0.43	U		0.43	U		0.43	U		0.43	U	
1,2,3-TRIMETHYLBENZENE	0.0059	U		0.0059	U		0.0059	U		0.0059	U	
1,2,4-TRICHLOROBENZENE	0.15	U		0.15	U		0.15	U		0.15	U	
1,2,4-TRIMETHYLBENZENE	0.55	J	P	0.37	J	P	0.12	U		0.12	U	
1,2-DIBROMO-3-CHLOROPROPANE	0.67	U		0.67	U		0.67	U		0.67	U	
1,2-DIBROMOETHANE	0.24	U		0.24	U		0.24	U		0.24	U	
1,2-DICHLOROBENZENE	0.13	U		0.13	U		0.13	U		0.13	U	
1,2-DICHLOROETHANE	0.22	U		0.22	U		0.22	U		0.22	U	
1,2-DICHLOROPROPANE	0.18	U		0.18	U		0.18	U		0.18	U	
1,3-DICHLOROBENZENE	0.14	U		0.14	U		0.14	U		0.14	U	
1,3-DICHLOROPROPANE	0.16	U		0.16	U		0.16	U		0.16	U	
1,4-DICHLOROBENZENE	0.13	U		0.13	U		0.13	U		0.13	U	
2,2-DICHLOROPROPANE	0.13	U		0.13	U		0.13	U		0.13	U	
2-BUTANONE	0.57	U		0.57	U		0.57	U		0.57	U	
2-CHLOROETHYL VINYL ETHER	0.99	U		0.99	U		0.99	U		0.99	U	
2-CHLOROTOLUENE	0.11	U		0.11	U		0.11	U		0.11	U	
2-HEXANONE	0.41	U		0.41	U		0.41	U		0.41	U	
4-CHLOROTOLUENE	0.18	U		0.18	U		0.18	U		0.18	U	
4-ISOPROPYLTOLUENE	0.12	U		0.12	U		0.12	U		0.12	U	
4-METHYL-2-PENTANONE	0.32	U		0.32	U		0.32	U		0.32	U	
ACETONE	1.1	U		1.1	U		1.1	U		1.1	U	
BENZENE	0.35	J	P	0.13	U		0.13	U		0.13	U	
BROMOBENZENE	0.13	U		0.13	U		0.13	U		0.13	U	
BROMOCHLOROMETHANE	0.29	U		0.29	U		0.29	U		0.29	U	
BROMODICHLOROMETHANE	0.15	U		0.15	U		0.15	U		0.15	U	
BROMOFORM	0.64	U		0.64	U		0.64	U		0.64	U	
BROMOMETHANE	0.41	U		0.41	U		0.41	U		0.41	U	
CARBON DISULFIDE	0.13	U		0.13	U		0.13	U		0.13	U	

PROJ_NO: 06183	NSAMPLE	MSA-SW37A-070714			MSA-SW37B-070714			MSA-SW37C-070714			MSA-SW37D-070714		
SDG: 240-39266-1	LAB_ID	240-39266-1			240-39266-2			240-39266-3			240-39266-4		
FRACTION: OV	SAMP_DATE	7/7/2014			7/7/2014			7/7/2014			7/7/2014		
MEDIA: WATER	QC_TYPE	NM			NM			NM			NM		
	UNITS	UG/L			UG/L			UG/L			UG/L		
	PCT_SOLIDS	0.0			0.0			0.0			0.0		
	DUP_OF												
PARAMETER		RESULT	VQL	QLCD	RESULT	VQL	QLCD	RESULT	VQL	QLCD	RESULT	VQL	QLCD
1,1,1,2-TETRACHLOROETHANE		0.23	U		0.23	U		0.23	U		0.23	U	
1,1,1-TRICHLOROETHANE		0.22	U		0.22	U		0.22	U		0.22	U	
1,1,2,2-TETRACHLOROETHANE		0.18	U		0.18	U		0.18	U		0.18	U	
1,1,2-TRICHLOROTRIFLUOROETHANE		0.28	U		0.28	U		0.28	U		0.28	U	
1,1-DICHLOROETHANE		0.15	U		0.15	U		0.15	U		0.15	U	
1,1-DICHLOROETHENE		0.19	U		0.19	U		0.19	U		0.19	U	
1,1-DICHLOROPROPENE		0.13	U		0.13	U		0.13	U		0.13	U	
1,2,3-TRICHLOROBENZENE		0.17	U		0.17	U		0.17	U		0.17	U	
1,2,3-TRICHLOROPROPANE		0.43	U		0.43	U		0.43	U		0.43	U	
1,2,3-TRIMETHYLBENZENE		0.0059	U		0.0059	U		0.0059	U		0.0059	U	
1,2,4-TRICHLOROBENZENE		0.15	U		0.15	U		0.15	U		0.15	U	
1,2,4-TRIMETHYLBENZENE		0.19	J	P	0.2	J	P	0.28	J	P	0.12	U	
1,2-DIBROMO-3-CHLOROPROPANE		0.67	U		0.67	U		0.67	U		0.67	U	
1,2-DIBROMOETHANE		0.24	U		0.24	U		0.24	U		0.24	U	
1,2-DICHLOROBENZENE		0.13	U		0.13	U		0.13	U		0.13	U	
1,2-DICHLOROETHANE		0.22	U		0.22	U		0.22	U		0.22	U	
1,2-DICHLOROPROPANE		0.18	U		0.18	U		0.18	U		0.18	U	
1,3-DICHLOROBENZENE		0.14	U		0.14	U		0.14	U		0.14	U	
1,3-DICHLOROPROPANE		0.16	U		0.16	U		0.16	U		0.16	U	
1,4-DICHLOROBENZENE		0.13	U		0.13	U		0.13	U		0.13	U	
2,2-DICHLOROPROPANE		0.13	UJ	C	0.13	UJ	C	0.13	UJ	C	0.13	UJ	C
2-BUTANONE		0.57	U		0.57	U		0.57	U		0.57	U	
2-CHLOROETHYL VINYL ETHER		0.99	UR	D	0.99	U		0.99	U		0.99	U	
2-CHLOROTOLUENE		0.11	U		0.11	U		0.11	U		0.11	U	
2-HEXANONE		0.41	U		0.41	U		0.41	U		0.41	U	
4-CHLOROTOLUENE		0.18	U		0.18	U		0.18	U		0.18	U	
4-ISOPROPYLTOLUENE		0.12	U		0.12	U		0.12	U		0.12	U	
4-METHYL-2-PENTANONE		0.32	U		0.32	U		0.32	U		0.32	U	
ACETONE		1.1	U		1.1	U		1.1	U		1.5	J	P
BENZENE		0.17	J	P	0.18	J	P	0.26	J	P	0.13	U	
BROMOBENZENE		0.13	U		0.13	U		0.13	U		0.13	U	
BROMOCHLOROMETHANE		0.29	U		0.29	U		0.29	U		0.29	U	
BROMODICHLOROMETHANE		0.15	U		0.15	U		0.15	U		0.15	U	
BROMOFORM		0.64	U		0.64	U		0.64	U		0.64	U	
BROMOMETHANE		0.41	U		0.41	U		0.41	U		0.41	U	
CARBON DISULFIDE		0.13	U		0.13	U		0.13	U		0.13	U	

PROJ_NO: 06183	NSAMPLE	MSA-SW38A-070714			MSA-SW38B-070714			MSA-SW38C-070714			MSA-SW38D-070714		
SDG: 240-39266-1	LAB_ID	240-39266-5			240-39266-6			240-39266-7			240-39266-8		
FRACTION: OV	SAMP_DATE	7/7/2014			7/7/2014			7/7/2014			7/7/2014		
MEDIA: WATER	QC_TYPE	NM			NM			NM			NM		
	UNITS	UG/L			UG/L			UG/L			UG/L		
	PCT_SOLIDS	0.0			0.0			0.0			0.0		
	DUP_OF												
PARAMETER		RESULT	VQL	QLCD	RESULT	VQL	QLCD	RESULT	VQL	QLCD	RESULT	VQL	QLCD
1,1,1,2-TETRACHLOROETHANE		0.23	U		0.23	U		0.23	U		0.23	U	
1,1,1-TRICHLOROETHANE		0.22	U		0.22	U		0.22	U		0.22	U	
1,1,2,2-TETRACHLOROETHANE		0.18	U		0.18	U		0.18	U		0.18	U	
1,1,2-TRICHLOROTRIFLUOROETHANE		0.28	U		0.28	U		0.28	U		0.28	U	
1,1-DICHLOROETHANE		0.15	U		0.15	U		0.15	U		0.15	U	
1,1-DICHLOROETHENE		0.19	U		0.19	U		0.19	U		0.19	U	
1,1-DICHLOROPROPENE		0.13	U		0.13	U		0.13	U		0.13	U	
1,2,3-TRICHLOROBENZENE		0.17	U		0.17	U		0.17	U		0.17	U	
1,2,3-TRICHLOROPROPANE		0.43	U		0.43	U		0.43	U		0.43	U	
1,2,3-TRIMETHYLBENZENE		0.0059	U		0.0059	U		0.0059	U		0.0059	U	
1,2,4-TRICHLOROBENZENE		0.15	U		0.15	U		0.15	U		0.15	U	
1,2,4-TRIMETHYLBENZENE		0.2	J	P	0.12	U		0.12	U		0.12	U	
1,2-DIBROMO-3-CHLOROPROPANE		0.67	U		0.67	U		0.67	U		0.67	U	
1,2-DIBROMOETHANE		0.24	U		0.24	U		0.24	U		0.24	U	
1,2-DICHLOROBENZENE		0.13	U		0.13	U		0.13	U		0.13	U	
1,2-DICHLOROETHANE		0.22	U		0.22	U		0.22	U		0.22	U	
1,2-DICHLOROPROPANE		0.18	U		0.18	U		0.18	U		0.18	U	
1,3-DICHLOROBENZENE		0.14	U		0.14	U		0.14	U		0.14	U	
1,3-DICHLOROPROPANE		0.16	U		0.16	U		0.16	U		0.16	U	
1,4-DICHLOROBENZENE		0.43	J	P	0.13	U		0.13	U		0.13	U	
2,2-DICHLOROPROPANE		0.13	UJ	C	0.13	UJ	C	0.13	UJ	C	0.13	UJ	C
2-BUTANONE		0.57	U		0.57	U		0.57	U		0.57	U	
2-CHLOROETHYL VINYL ETHER		0.99	U		0.99	U		0.99	U		0.99	U	
2-CHLOROTOLUENE		0.11	U		0.11	U		0.11	U		0.11	U	
2-HEXANONE		0.41	U		0.41	U		0.41	U		0.41	U	
4-CHLOROTOLUENE		0.18	U		0.18	U		0.18	U		0.18	U	
4-ISOPROPYLTOLUENE		0.12	U		0.12	U		0.12	U		0.12	U	
4-METHYL-2-PENTANONE		0.32	U		0.32	U		0.32	U		0.32	U	
ACETONE		1.1	U		1.4	J	P	1.1	U		1.1	U	
BENZENE		0.21	J	P	0.13	U		0.13	U		0.13	U	
BROMOBENZENE		0.13	U		0.13	U		0.13	U		0.13	U	
BROMOCHLOROMETHANE		0.29	U		0.29	U		0.29	U		0.29	U	
BROMODICHLOROMETHANE		0.15	U		0.15	U		0.15	U		0.15	U	
BROMOFORM		0.64	U		0.64	U		0.64	U		0.64	U	
BROMOMETHANE		0.41	U		0.41	U		0.41	U		0.41	U	
CARBON DISULFIDE		0.13	U		0.13	U		0.13	U		0.13	U	

PROJ_NO: 06183	NSAMPLE	MSA-SW39A-070714			MSA-SW39B-070714			MSA-SW39C-070714			MSA-SW39D-070714		
SDG: 240-39266-1	LAB_ID	240-39266-9			240-39266-10			240-39266-11			240-39266-12		
FRACTION: OV	SAMP_DATE	7/7/2014			7/7/2014			7/7/2014			7/7/2014		
MEDIA: WATER	QC_TYPE	NM			NM			NM			NM		
	UNITS	UG/L			UG/L			UG/L			UG/L		
	PCT_SOLIDS	0.0			0.0			0.0			0.0		
	DUP_OF												
PARAMETER		RESULT	VQL	QLCD	RESULT	VQL	QLCD	RESULT	VQL	QLCD	RESULT	VQL	QLCD
1,1,1,2-TETRACHLOROETHANE		0.23	U		0.23	U		0.23	U		0.23	U	
1,1,1-TRICHLOROETHANE		0.22	U		0.22	U		0.22	U		0.22	U	
1,1,2,2-TETRACHLOROETHANE		0.18	U		0.18	U		0.18	U		0.18	U	
1,1,2-TRICHLOROTRIFLUOROETHANE		0.28	U		0.28	U		0.28	U		0.28	U	
1,1-DICHLOROETHANE		0.15	U		0.15	U		0.15	U		0.15	U	
1,1-DICHLOROETHENE		0.19	U		0.19	U		0.19	U		0.19	U	
1,1-DICHLOROPROPENE		0.13	U		0.13	U		0.13	U		0.13	U	
1,2,3-TRICHLOROBENZENE		0.17	U		0.17	U		0.17	U		0.17	U	
1,2,3-TRICHLOROPROPANE		0.43	U		0.43	U		0.43	U		0.43	U	
1,2,3-TRIMETHYLBENZENE		0.0059	U		0.0059	U		0.0059	U		0.0059	U	
1,2,4-TRICHLOROBENZENE		0.15	U		0.15	U		0.15	U		0.15	U	
1,2,4-TRIMETHYLBENZENE		0.12	U		0.12	U		0.12	U		0.12	U	
1,2-DIBROMO-3-CHLOROPROPANE		0.67	U		0.67	U		0.67	U		0.67	U	
1,2-DIBROMOETHANE		0.24	U		0.24	U		0.24	U		0.24	U	
1,2-DICHLOROBENZENE		0.13	U		0.13	U		0.13	U		0.13	U	
1,2-DICHLOROETHANE		0.22	U		0.22	U		0.22	U		0.22	U	
1,2-DICHLOROPROPANE		0.18	U		0.18	U		0.18	U		0.18	U	
1,3-DICHLOROBENZENE		0.14	U		0.14	U		0.14	U		0.14	U	
1,3-DICHLOROPROPANE		0.16	U		0.16	U		0.16	U		0.16	U	
1,4-DICHLOROBENZENE		0.13	U		0.13	U		0.13	U		0.13	U	
2,2-DICHLOROPROPANE		0.13	UJ	C	0.13	UJ	C	0.13	UJ	C	0.13	UJ	C
2-BUTANONE		0.57	U		0.57	U		0.57	U		0.57	U	
2-CHLOROETHYL VINYL ETHER		0.99	U		0.99	U		0.99	U		0.99	U	
2-CHLOROTOLUENE		0.11	U		0.11	U		0.11	U		0.11	U	
2-HEXANONE		0.41	U		0.41	U		0.41	U		0.41	U	
4-CHLOROTOLUENE		0.18	U		0.18	U		0.18	U		0.18	U	
4-ISOPROPYLTOLUENE		0.12	U		0.12	U		0.12	U		0.12	U	
4-METHYL-2-PENTANONE		0.32	U		0.32	U		0.32	U		0.32	U	
ACETONE		1.1	U		1.1	U		1.1	U		1.1	U	
BENZENE		0.13	U		0.13	U		0.13	U		0.13	U	
BROMOBENZENE		0.13	U		0.13	U		0.13	U		0.13	U	
BROMOCHLOROMETHANE		0.29	U		0.29	U		0.29	U		0.29	U	
BROMODICHLOROMETHANE		0.15	U		0.15	U		0.15	U		0.15	U	
BROMOFORM		0.64	U		0.64	U		0.64	U		0.64	U	
BROMOMETHANE		0.41	U		0.41	U		0.41	U		0.41	U	
CARBON DISULFIDE		0.13	U		0.13	U		0.13	U		0.13	U	

PROJ_NO: 06183	NSAMPLE	MSA-SW40A-070714			MSA-SW40B-070714			MSA-SW40C-070714			MSA-SW40D-070714		
SDG: 240-39266-1	LAB_ID	240-39266-13			240-39266-14			240-39266-15			240-39266-16		
FRACTION: OV	SAMP_DATE	7/7/2014			7/7/2014			7/7/2014			7/7/2014		
MEDIA: WATER	QC_TYPE	NM			NM			NM			NM		
	UNITS	UG/L			UG/L			UG/L			UG/L		
	PCT_SOLIDS	0.0			0.0			0.0			0.0		
	DUP_OF												
PARAMETER		RESULT	VQL	QLCD	RESULT	VQL	QLCD	RESULT	VQL	QLCD	RESULT	VQL	QLCD
1,1,1,2-TETRACHLOROETHANE		0.23	U		0.23	U		0.23	U		0.23	U	
1,1,1-TRICHLOROETHANE		0.22	U		0.22	U		0.22	U		0.22	U	
1,1,2,2-TETRACHLOROETHANE		0.18	U		0.18	U		0.18	U		0.18	U	
1,1,2-TRICHLOROTRIFLUOROETHANE		0.28	U		0.28	U		0.28	U		0.28	U	
1,1-DICHLOROETHANE		0.15	U		0.15	U		0.15	U		0.15	U	
1,1-DICHLOROETHENE		0.19	U		0.19	U		0.19	U		0.19	U	
1,1-DICHLOROPROPENE		0.13	U		0.13	U		0.13	U		0.13	U	
1,2,3-TRICHLOROBENZENE		0.17	U		0.17	U		0.17	U		0.17	U	
1,2,3-TRICHLOROPROPANE		0.43	U		0.43	U		0.43	U		0.43	U	
1,2,3-TRIMETHYLBENZENE		0.0059	U		0.0059	U		0.0059	U		0.0059	U	
1,2,4-TRICHLOROBENZENE		0.15	U		0.15	U		0.15	U		0.15	U	
1,2,4-TRIMETHYLBENZENE		0.23	J	P	0.12	U		0.12	U		0.12	U	
1,2-DIBROMO-3-CHLOROPROPANE		0.67	U		0.67	U		0.67	U		0.67	U	
1,2-DIBROMOETHANE		0.24	U		0.24	U		0.24	U		0.24	U	
1,2-DICHLOROBENZENE		0.13	U		0.13	U		0.13	U		0.13	U	
1,2-DICHLOROETHANE		0.22	U		0.22	U		0.22	U		0.22	U	
1,2-DICHLOROPROPANE		0.18	U		0.18	U		0.18	U		0.18	U	
1,3-DICHLOROBENZENE		0.14	U		0.14	U		0.14	U		0.14	U	
1,3-DICHLOROPROPANE		0.16	U		0.16	U		0.16	U		0.16	U	
1,4-DICHLOROBENZENE		0.13	U		0.13	U		0.13	U		0.13	U	
2,2-DICHLOROPROPANE		0.13	UJ	C	0.13	UJ	C	0.13	UJ	C	0.13	UJ	C
2-BUTANONE		0.57	U		0.57	U		0.57	U		0.57	U	
2-CHLOROETHYL VINYL ETHER		0.99	U		0.99	U		0.99	U		0.99	U	
2-CHLOROTOLUENE		0.11	U		0.11	U		0.11	U		0.11	U	
2-HEXANONE		0.41	U		0.41	U		0.41	U		0.41	U	
4-CHLOROTOLUENE		0.18	U		0.18	U		0.18	U		0.18	U	
4-ISOPROPYLTOLUENE		0.12	U		0.12	U		0.12	U		0.12	U	
4-METHYL-2-PENTANONE		0.32	U		0.32	U		0.32	U		0.32	U	
ACETONE		1.1	U		1.1	U		2.5	J	P	1.1	U	
BENZENE		0.18	J	P	0.13	U		0.13	U		0.13	U	
BROMOBENZENE		0.13	U		0.13	U		0.13	U		0.13	U	
BROMOCHLOROMETHANE		0.29	U		0.29	U		0.29	U		0.29	U	
BROMODICHLOROMETHANE		0.15	U		0.15	U		0.15	U		0.15	U	
BROMOFORM		0.64	U		0.64	U		0.64	U		0.64	U	
BROMOMETHANE		0.41	U		0.41	U		0.41	U		0.41	U	
CARBON DISULFIDE		0.13	U		0.13	U		0.13	U		0.13	U	

PROJ_NO: 06183	NSAMPLE	MSA-SW41A-070714			MSA-SW41B-070714			MSA-SW41C-070714			MSA-SW41D-070714		
SDG: 240-39266-1	LAB_ID	240-39266-17			240-39266-18			240-39266-19			240-39266-20		
FRACTION: OV	SAMP_DATE	7/7/2014			7/7/2014			7/7/2014			7/7/2014		
MEDIA: WATER	QC_TYPE	NM			NM			NM			NM		
	UNITS	UG/L			UG/L			UG/L			UG/L		
	PCT_SOLIDS	0.0			0.0			0.0			0.0		
	DUP_OF												
PARAMETER		RESULT	VQL	QLCD	RESULT	VQL	QLCD	RESULT	VQL	QLCD	RESULT	VQL	QLCD
1,1,1,2-TETRACHLOROETHANE		0.23	U		0.23	U		0.23	U		0.23	U	
1,1,1-TRICHLOROETHANE		0.22	U		0.22	U		0.22	U		0.22	U	
1,1,2,2-TETRACHLOROETHANE		0.18	U		0.18	U		0.18	U		0.18	U	
1,1,2-TRICHLOROTRIFLUOROETHANE		0.28	U		0.28	U		0.28	U		0.28	U	
1,1-DICHLOROETHANE		0.15	U		0.15	U		0.15	U		0.15	U	
1,1-DICHLOROETHENE		0.19	U		0.19	U		0.19	U		0.19	U	
1,1-DICHLOROPROPENE		0.13	U		0.13	U		0.13	U		0.13	U	
1,2,3-TRICHLOROBENZENE		0.17	U		0.17	U		0.17	U		0.17	U	
1,2,3-TRICHLOROPROPANE		0.43	U		0.43	U		0.43	U		0.43	U	
1,2,3-TRIMETHYLBENZENE		0.0059	U		0.0059	U		0.0059	U		0.0059	U	
1,2,4-TRICHLOROBENZENE		0.15	U		0.15	U		0.15	U		0.15	U	
1,2,4-TRIMETHYLBENZENE		0.15	J	P	0.12	U		0.12	U		0.17	J	P
1,2-DIBROMO-3-CHLOROPROPANE		0.67	U		0.67	U		0.67	U		0.67	U	
1,2-DIBROMOETHANE		0.24	U		0.24	U		0.24	U		0.24	U	
1,2-DICHLOROBENZENE		0.13	U		0.13	U		0.13	U		0.13	U	
1,2-DICHLOROETHANE		0.22	U		0.22	U		0.22	U		0.22	U	
1,2-DICHLOROPROPANE		0.18	U		0.18	U		0.18	U		0.18	U	
1,3-DICHLOROBENZENE		0.14	U		0.14	U		0.14	U		0.14	U	
1,3-DICHLOROPROPANE		0.16	U		0.16	U		0.16	U		0.16	U	
1,4-DICHLOROBENZENE		0.13	U		0.13	U		0.13	U		0.13	U	
2,2-DICHLOROPROPANE		0.13	UJ	C	0.13	UJ	C	0.13	UJ	C	0.13	UJ	C
2-BUTANONE		0.57	U		0.57	U		0.57	U		0.57	U	
2-CHLOROETHYL VINYL ETHER		0.99	U		0.99	U		0.99	U		0.99	U	
2-CHLOROTOLUENE		0.11	U		0.11	U		0.11	U		0.11	U	
2-HEXANONE		0.41	U		0.41	U		0.41	U		0.41	U	
4-CHLOROTOLUENE		0.18	U		0.18	U		0.18	U		0.18	U	
4-ISOPROPYLTOLUENE		0.12	U		0.12	U		0.12	U		0.12	U	
4-METHYL-2-PENTANONE		0.32	U		0.32	U		0.32	U		0.32	U	
ACETONE		1.1	J	P	1.1	U		1.1	U		1.1	U	
BENZENE		0.15	J	P	0.13	U		0.13	U		0.21	J	P
BROMOBENZENE		0.13	U		0.13	U		0.13	U		0.13	U	
BROMOCHLOROMETHANE		0.29	U		0.29	U		0.29	U		0.29	U	
BROMODICHLOROMETHANE		0.15	U		0.15	U		0.15	U		0.15	U	
BROMOFORM		0.64	U		0.64	U		0.64	U		0.64	U	
BROMOMETHANE		0.41	U		0.41	U		0.41	U		0.41	U	
CARBON DISULFIDE		0.13	U		0.13	U		0.13	U		0.13	U	

PROJ_NO: 06183	NSAMPLE	MSA-SW42A-070714			MSA-SW42B-070714			MSA-SW42C-070714			MSA-SW42D-070714		
SDG: 240-39266-1	LAB_ID	240-39266-21			240-39266-22			240-39266-23			240-39266-24		
FRACTION: OV	SAMP_DATE	7/7/2014			7/7/2014			7/7/2014			7/7/2014		
MEDIA: WATER	QC_TYPE	NM			NM			NM			NM		
	UNITS	UG/L			UG/L			UG/L			UG/L		
	PCT_SOLIDS	0.0			0.0			0.0			0.0		
	DUP_OF												
PARAMETER		RESULT	VQL	QLCD	RESULT	VQL	QLCD	RESULT	VQL	QLCD	RESULT	VQL	QLCD
1,1,1,2-TETRACHLOROETHANE		0.23	U		0.23	U		0.23	U		0.23	U	
1,1,1-TRICHLOROETHANE		0.22	U		0.22	U		0.22	U		0.22	U	
1,1,2,2-TETRACHLOROETHANE		0.18	U		0.18	U		0.18	U		0.18	U	
1,1,2-TRICHLOROTRIFLUOROETHANE		0.28	U		0.28	U		0.28	U		0.28	U	
1,1-DICHLOROETHANE		0.15	U		0.15	U		0.15	U		0.15	U	
1,1-DICHLOROETHENE		0.19	U		0.19	U		0.19	U		0.19	U	
1,1-DICHLOROPROPENE		0.13	U		0.13	U		0.13	U		0.13	U	
1,2,3-TRICHLOROBENZENE		0.17	U		0.17	U		0.17	U		0.17	U	
1,2,3-TRICHLOROPROPANE		0.43	U		0.43	U		0.43	U		0.43	U	
1,2,3-TRIMETHYLBENZENE		0.0059	U		0.0059	U		0.0059	U		0.0059	U	
1,2,4-TRICHLOROBENZENE		0.15	U		0.15	U		0.15	U		0.15	U	
1,2,4-TRIMETHYLBENZENE		0.41	J	P	0.12	U		0.12	U		0.12	U	
1,2-DIBROMO-3-CHLOROPROPANE		0.67	U		0.67	U		0.67	U		0.67	U	
1,2-DIBROMOETHANE		0.24	U		0.24	U		0.24	U		0.24	U	
1,2-DICHLOROBENZENE		0.13	U		0.13	U		0.13	U		0.13	U	
1,2-DICHLOROETHANE		0.22	U		0.22	U		0.22	U		0.22	U	
1,2-DICHLOROPROPANE		0.18	U		0.18	U		0.18	U		0.18	U	
1,3-DICHLOROBENZENE		0.14	U		0.14	U		0.14	U		0.14	U	
1,3-DICHLOROPROPANE		0.16	U		0.16	U		0.16	U		0.16	U	
1,4-DICHLOROBENZENE		0.13	U		0.13	U		0.13	U		0.13	U	
2,2-DICHLOROPROPANE		0.13	U		0.13	U		0.13	U		0.13	U	
2-BUTANONE		0.57	U		0.57	U		0.57	U		0.57	U	
2-CHLOROETHYL VINYL ETHER		0.99	U		0.99	U		0.99	UR	D	0.99	U	
2-CHLOROTOLUENE		0.11	U		0.11	U		0.11	U		0.11	U	
2-HEXANONE		0.41	U		0.41	U		0.41	U		0.41	U	
4-CHLOROTOLUENE		0.18	U		0.18	U		0.18	U		0.18	U	
4-ISOPROPYLTOLUENE		0.12	U		0.12	U		0.12	U		0.12	U	
4-METHYL-2-PENTANONE		0.32	U		0.32	U		0.32	U		0.32	U	
ACETONE		1.1	U		1.1	U		1.1	U		1.1	U	
BENZENE		0.2	J	P	0.13	U		0.13	U		0.13	U	
BROMOBENZENE		0.13	U		0.13	U		0.13	U		0.13	U	
BROMOCHLOROMETHANE		0.29	U		0.29	U		0.29	U		0.29	U	
BROMODICHLOROMETHANE		0.15	U		0.15	U		0.15	U		0.15	U	
BROMOFORM		0.64	U		0.64	U		0.64	U		0.64	U	
BROMOMETHANE		0.41	U		0.41	U		0.41	U		0.41	U	
CARBON DISULFIDE		1.4			0.13	U		0.13	U		0.13	U	

PROJ_NO: 06183	NSAMPLE	MSA-SW43A-070714			MSA-SW43B-070714			MSA-SW43C-070714			MSA-SW43D-070714		
SDG: 240-39266-1	LAB_ID	240-39266-25			240-39266-26			240-39266-27			240-39266-28		
FRACTION: OV	SAMP_DATE	7/7/2014			7/7/2014			7/7/2014			7/7/2014		
MEDIA: WATER	QC_TYPE	NM			NM			NM			NM		
	UNITS	UG/L			UG/L			UG/L			UG/L		
	PCT_SOLIDS	0.0			0.0			0.0			0.0		
	DUP_OF												

PARAMETER	RESULT	VQL	QLCD	RESULT	VQL	QLCD	RESULT	VQL	QLCD	RESULT	VQL	QLCD
1,1,1,2-TETRACHLOROETHANE	0.23	U		0.23	U		0.23	U		0.23	U	
1,1,1-TRICHLOROETHANE	0.22	U		0.22	U		0.22	U		0.22	U	
1,1,2,2-TETRACHLOROETHANE	0.18	U		0.18	U		0.18	U		0.18	U	
1,1,2-TRICHLOROTRIFLUOROETHANE	0.28	U		0.28	U		0.28	U		0.28	U	
1,1-DICHLOROETHANE	0.15	U		0.15	U		0.15	U		0.15	U	
1,1-DICHLOROETHENE	0.19	U		0.19	U		0.19	U		0.19	U	
1,1-DICHLOROPROPENE	0.13	U		0.13	U		0.13	U		0.13	U	
1,2,3-TRICHLOROBENZENE	0.17	U		0.17	U		0.17	U		0.17	U	
1,2,3-TRICHLOROPROPANE	0.43	U		0.43	U		0.43	U		0.43	U	
1,2,3-TRIMETHYLBENZENE	0.0059	U		0.0059	U		0.0059	U		0.0059	U	
1,2,4-TRICHLOROBENZENE	0.15	U		0.15	U		0.15	U		0.15	U	
1,2,4-TRIMETHYLBENZENE	0.38	J	P	0.12	U		0.12	U		0.12	U	
1,2-DIBROMO-3-CHLOROPROPANE	0.67	U		0.67	U		0.67	U		0.67	U	
1,2-DIBROMOETHANE	0.24	U		0.24	U		0.24	U		0.24	U	
1,2-DICHLOROBENZENE	0.13	U		0.13	U		0.13	U		0.13	U	
1,2-DICHLOROETHANE	0.22	U		0.22	U		0.22	U		0.22	U	
1,2-DICHLOROPROPANE	0.18	U		0.18	U		0.18	U		0.18	U	
1,3-DICHLOROBENZENE	0.14	U		0.14	U		0.14	U		0.14	U	
1,3-DICHLOROPROPANE	0.16	U		0.16	U		0.16	U		0.16	U	
1,4-DICHLOROBENZENE	0.13	U		0.13	U		0.13	U		0.13	U	
2,2-DICHLOROPROPANE	0.13	U		0.13	U		0.13	U		0.13	U	
2-BUTANONE	0.57	U		0.57	U		0.57	U		0.57	U	
2-CHLOROETHYL VINYL ETHER	0.99	U		0.99	U		0.99	U		0.99	U	
2-CHLOROTOLUENE	0.11	U		0.11	U		0.11	U		0.11	U	
2-HEXANONE	0.41	U		0.41	U		0.41	U		0.41	U	
4-CHLOROTOLUENE	0.18	U		0.18	U		0.18	U		0.18	U	
4-ISOPROPYLTOLUENE	0.12	U		0.12	U		0.12	U		0.12	U	
4-METHYL-2-PENTANONE	0.32	U		0.32	U		0.32	U		0.32	U	
ACETONE	1.1	U		1.1	U		2.2	J	P	1.1	U	
BENZENE	0.3	J	P	0.13	U		0.13	U		0.13	U	
BROMOBENZENE	0.13	U		0.13	U		0.13	U		0.13	U	
BROMOCHLOROMETHANE	0.29	U		0.29	U		0.29	U		0.29	U	
BROMODICHLOROMETHANE	0.15	U		0.15	U		0.15	U		0.15	U	
BROMOFORM	0.64	U		0.64	U		0.64	U		0.64	U	
BROMOMETHANE	0.41	U		0.41	U		0.41	U		0.41	U	
CARBON DISULFIDE	0.13	U		0.13	U		0.13	U		0.13	U	

PROJ_NO: 06183	NSAMPLE	MSA-SW44A-070714			MSA-SW44B-070714			MSA-SW44C-070714			MSA-SW44D-070714		
SDG: 240-39266-1	LAB_ID	240-39266-29			240-39266-30			240-39266-31			240-39266-32		
FRACTION: OV	SAMP_DATE	7/7/2014			7/7/2014			7/7/2014			7/7/2014		
MEDIA: WATER	QC_TYPE	NM			NM			NM			NM		
	UNITS	UG/L			UG/L			UG/L			UG/L		
	PCT_SOLIDS	0.0			0.0			0.0			0.0		
	DUP_OF												
PARAMETER		RESULT	VQL	QLCD	RESULT	VQL	QLCD	RESULT	VQL	QLCD	RESULT	VQL	QLCD
1,1,1,2-TETRACHLOROETHANE		0.23	U		0.23	U		0.23	U		0.23	U	
1,1,1-TRICHLOROETHANE		0.22	U		0.22	U		0.22	U		0.22	U	
1,1,2,2-TETRACHLOROETHANE		0.18	U		0.18	U		0.18	U		0.18	U	
1,1,2-TRICHLOROTRIFLUOROETHANE		0.28	U		0.28	U		0.28	U		0.28	U	
1,1-DICHLOROETHANE		0.15	U		0.15	U		0.15	U		0.15	U	
1,1-DICHLOROETHENE		0.19	U		0.19	U		0.19	U		0.19	U	
1,1-DICHLOROPROPENE		0.13	U		0.13	U		0.13	U		0.13	U	
1,2,3-TRICHLOROBENZENE		0.17	U		0.17	U		0.17	U		0.17	U	
1,2,3-TRICHLOROPROPANE		0.43	U		0.43	U		0.43	U		0.43	U	
1,2,3-TRIMETHYLBENZENE		0.0059	U		0.0059	U		0.0059	U		0.0059	U	
1,2,4-TRICHLOROBENZENE		0.15	U		0.15	U		0.15	U		0.15	U	
1,2,4-TRIMETHYLBENZENE		0.12	U		0.12	U		0.32	J	P	0.12	U	
1,2-DIBROMO-3-CHLOROPROPANE		0.67	U		0.67	U		0.67	U		0.67	U	
1,2-DIBROMOETHANE		0.24	U		0.24	U		0.24	U		0.24	U	
1,2-DICHLOROBENZENE		0.13	U		0.13	U		0.13	U		0.13	U	
1,2-DICHLOROETHANE		0.22	U		0.22	U		0.22	U		0.22	U	
1,2-DICHLOROPROPANE		0.18	U		0.18	U		0.18	U		0.18	U	
1,3-DICHLOROBENZENE		0.14	U		0.14	U		0.14	U		0.14	U	
1,3-DICHLOROPROPANE		0.16	U		0.16	U		0.16	U		0.16	U	
1,4-DICHLOROBENZENE		0.13	U		0.13	U		0.13	U		0.13	U	
2,2-DICHLOROPROPANE		0.13	U		0.13	U		0.13	U		0.13	U	
2-BUTANONE		0.57	U		0.57	U		0.57	U		0.57	U	
2-CHLOROETHYL VINYL ETHER		0.99	U		0.99	U		0.99	U		0.99	U	
2-CHLOROTOLUENE		0.11	U		0.11	U		0.11	U		0.11	U	
2-HEXANONE		0.41	U		0.41	U		0.41	U		0.41	U	
4-CHLOROTOLUENE		0.18	U		0.18	U		0.18	U		0.18	U	
4-ISOPROPYLTOLUENE		0.12	U		0.12	U		0.12	U		0.12	U	
4-METHYL-2-PENTANONE		0.32	U		0.32	U		0.32	U		0.32	U	
ACETONE		1.1	U		1.1	U		1.1	U		1.1	U	
BENZENE		0.13	U		0.13	U		0.13	U		0.13	U	
BROMOBENZENE		0.13	U		0.13	U		0.13	U		0.13	U	
BROMOCHLOROMETHANE		0.29	U		0.29	U		0.29	U		0.29	U	
BROMODICHLOROMETHANE		0.15	U		0.15	U		0.15	U		0.15	U	
BROMOFORM		0.64	U		0.64	U		0.64	U		0.64	U	
BROMOMETHANE		0.41	U		0.41	U		0.41	U		0.41	U	
CARBON DISULFIDE		0.13	U		0.13	U		0.13	U		0.13	U	

PROJ_NO: 06183	NSAMPLE	MSA-SW45A-070714			MSA-SW45B-070714			MSA-SW45C-070714			MSA-SW45D-070714		
SDG: 240-39266-1	LAB_ID	240-39266-33			240-39266-34			240-39266-35			240-39266-36		
FRACTION: OV	SAMP_DATE	7/7/2014			7/7/2014			7/7/2014			7/7/2014		
MEDIA: WATER	QC_TYPE	NM			NM			NM			NM		
	UNITS	UG/L			UG/L			UG/L			UG/L		
	PCT_SOLIDS	0.0			0.0			0.0			0.0		
	DUP_OF												
PARAMETER		RESULT	VQL	QLCD	RESULT	VQL	QLCD	RESULT	VQL	QLCD	RESULT	VQL	QLCD
1,1,1,2-TETRACHLOROETHANE		0.23	U		0.23	U		0.23	U		0.23	U	
1,1,1-TRICHLOROETHANE		0.22	U		0.22	U		0.22	U		0.22	U	
1,1,2,2-TETRACHLOROETHANE		0.18	U		0.18	U		0.18	U		0.18	U	
1,1,2-TRICHLOROTRIFLUOROETHANE		0.28	U		0.28	U		0.28	U		0.28	U	
1,1-DICHLOROETHANE		0.15	U		0.15	U		0.15	U		0.15	U	
1,1-DICHLOROETHENE		0.19	U		0.19	U		0.19	U		0.19	U	
1,1-DICHLOROPROPENE		0.13	U		0.13	U		0.13	U		0.13	U	
1,2,3-TRICHLOROBENZENE		0.17	U		0.17	U		0.17	U		0.17	U	
1,2,3-TRICHLOROPROPANE		0.43	U		0.43	U		0.43	U		0.43	U	
1,2,3-TRIMETHYLBENZENE		0.33	J	P	0.0059	U		0.0059	U		0.0059	U	
1,2,4-TRICHLOROBENZENE		0.15	U		0.15	U		0.15	U		0.15	U	
1,2,4-TRIMETHYLBENZENE		1.1			0.12	U		0.12	U		0.12	U	
1,2-DIBROMO-3-CHLOROPROPANE		0.67	U		0.67	U		0.67	U		0.67	U	
1,2-DIBROMOETHANE		0.24	U		0.24	U		0.24	U		0.24	U	
1,2-DICHLOROBENZENE		0.13	U		0.13	U		0.13	U		0.13	U	
1,2-DICHLOROETHANE		0.22	U		0.22	U		0.22	U		0.22	U	
1,2-DICHLOROPROPANE		0.18	U		0.18	U		0.18	U		0.18	U	
1,3-DICHLOROBENZENE		0.14	U		0.14	U		0.14	U		0.14	U	
1,3-DICHLOROPROPANE		0.16	U		0.16	U		0.16	U		0.16	U	
1,4-DICHLOROBENZENE		0.13	U		0.13	U		0.13	U		0.13	U	
2,2-DICHLOROPROPANE		0.13	U		0.13	U		0.13	U		0.13	U	
2-BUTANONE		0.57	U		0.57	U		0.57	U		0.57	U	
2-CHLOROETHYL VINYL ETHER		0.99	U		0.99	U		0.99	U		0.99	U	
2-CHLOROTOLUENE		0.11	U		0.11	U		0.11	U		0.11	U	
2-HEXANONE		0.41	U		0.41	U		0.41	U		0.41	U	
4-CHLOROTOLUENE		0.18	U		0.18	U		0.18	U		0.18	U	
4-ISOPROPYLTOLUENE		0.12	U		0.12	U		0.12	U		0.12	U	
4-METHYL-2-PENTANONE		0.32	U		0.32	U		0.32	U		0.32	U	
ACETONE		1.1	U		1.1	U		1.1	U		1.1	U	
BENZENE		0.5	J	P	0.13	U		0.13	U		0.13	U	
BROMOBENZENE		0.13	U		0.13	U		0.13	U		0.13	U	
BROMOCHLOROMETHANE		0.29	U		0.29	U		0.29	U		0.29	U	
BROMODICHLOROMETHANE		0.15	U		0.15	U		0.15	U		0.15	U	
BROMOFORM		0.64	U		0.64	U		0.64	U		0.64	U	
BROMOMETHANE		0.41	U		0.41	U		0.41	U		0.41	U	
CARBON DISULFIDE		1.3			0.13	U		1.4			0.13	U	

PROJ_NO: 06183	NSAMPLE	TB-070714
SDG: 240-39266-1	LAB_ID	240-39266-41
FRACTION: OV	SAMP_DATE	7/7/2014
MEDIA: WATER	QC_TYPE	TB
	UNITS	UG/L
	PCT_SOLIDS	0.0
	DUP_OF	

PARAMETER	RESULT	VQL	QLCD
1,1,1,2-TETRACHLOROETHANE	0.23	U	
1,1,1-TRICHLOROETHANE	0.22	U	
1,1,2,2-TETRACHLOROETHANE	0.18	U	
1,1,2-TRICHLOROTRIFLUOROETHANE	0.28	U	
1,1-DICHLOROETHANE	0.15	U	
1,1-DICHLOROETHENE	0.19	U	
1,1-DICHLOROPROPENE	0.13	U	
1,2,3-TRICHLOROBENZENE	0.17	U	
1,2,3-TRICHLOROPROPANE	0.43	U	
1,2,3-TRIMETHYLBENZENE	0.0059	U	
1,2,4-TRICHLOROBENZENE	0.15	U	
1,2,4-TRIMETHYLBENZENE	0.12	U	
1,2-DIBROMO-3-CHLOROPROPANE	0.67	U	
1,2-DIBROMOETHANE	0.24	U	
1,2-DICHLOROBENZENE	0.13	U	
1,2-DICHLOROETHANE	0.22	U	
1,2-DICHLOROPROPANE	0.18	U	
1,3-DICHLOROBENZENE	0.14	U	
1,3-DICHLOROPROPANE	0.16	U	
1,4-DICHLOROBENZENE	0.13	U	
2,2-DICHLOROPROPANE	0.13	UJ	C
2-BUTANONE	0.57	U	
2-CHLOROETHYL VINYL ETHER	0.99	U	
2-CHLOROTOLUENE	0.11	U	
2-HEXANONE	0.41	U	
4-CHLOROTOLUENE	0.18	U	
4-ISOPROPYLTOLUENE	0.12	U	
4-METHYL-2-PENTANONE	0.32	U	
ACETONE	1.1	U	
BENZENE	0.13	U	
BROMOBENZENE	0.13	U	
BROMOCHLOROMETHANE	0.29	U	
BROMODICHLOROMETHANE	0.15	U	
BROMOFORM	0.64	U	
BROMOMETHANE	0.41	U	
CARBON DISULFIDE	0.13	U	

PROJ_NO: 06183	NSAMPLE	EL-SW01A-070714			EL-SW01B-070714			EL-SW01C-070714			EL-SW01D-070714		
SDG: 240-39266-1	LAB_ID	240-39266-37			240-39266-38			240-39266-39			240-39266-40		
FRACTION: OV	SAMP_DATE	7/7/2014			7/7/2014			7/7/2014			7/7/2014		
MEDIA: WATER	QC_TYPE	NM			NM			NM			NM		
	UNITS	UG/L			UG/L			UG/L			UG/L		
	PCT_SOLIDS	0.0			0.0			0.0			0.0		
	DUP_OF												
PARAMETER		RESULT	VQL	QLCD	RESULT	VQL	QLCD	RESULT	VQL	QLCD	RESULT	VQL	QLCD
CARBON TETRACHLORIDE		0.13	U		0.13	U		0.13	U		0.13	U	
CHLOROBENZENE		0.15	U		0.15	U		0.15	U		0.15	U	
CHLORODIBROMOMETHANE		0.18	U		0.18	U		0.18	U		0.18	U	
CHLOROETHANE		0.29	U		0.29	U		0.29	U		0.29	U	
CHLOROFORM		0.16	U		0.16	U		0.16	U		0.16	U	
CHLOROMETHANE		0.3	U		0.3	U		0.3	U		0.3	U	
CIS-1,2-DICHLOROETHENE		0.17	U		0.17	U		0.17	U		0.17	U	
CIS-1,3-DICHLOROPROPENE		0.14	U		0.14	U		0.14	U		0.14	U	
DIBROMOMETHANE		0.28	U		0.28	U		0.28	U		0.28	U	
DICHLORODIFLUOROMETHANE		0.31	U		0.31	U		0.31	U		0.31	U	
DIISOPROPYL ETHER		1.5	U		1.5	U		1.5	U		1.5	U	
ETHYL TERT-BUTYL ETHER		0.11	U		0.11	U		0.11	U		0.11	U	
ETHYLBENZENE		0.17	U		0.17	U		0.17	U		0.17	U	
HEXACHLOROBUTADIENE		0.3	U		0.3	U		0.3	U		0.3	U	
ISOPROPYLBENZENE		0.13	U		0.13	U		0.13	U		0.13	U	
M+P-XYLENES		0.98	J	P	0.67	J	P	0.24	U		0.24	U	
METHYL TERT-BUTYL ETHER		0.17	U		0.17	U		0.17	U		0.17	U	
METHYLENE CHLORIDE		0.33	U		0.33	U		0.33	U		0.33	U	
NAPHTHALENE		0.33	J	P	0.24	U		0.24	U		0.24	U	
N-BUTYLBENZENE		0.12	U		0.12	U		0.12	U		0.12	U	
N-PROPYLBENZENE		0.14	U		0.14	U		0.14	U		0.14	U	
O-XYLENE		0.58	J	P	0.32	J	P	0.14	U		0.14	U	
SEC-BUTYLBENZENE		0.13	U		0.13	U		0.13	U		0.13	U	
STYRENE		0.11	U		0.11	U		0.11	U		0.11	U	
TERT-AMYL METHYL ETHER		0.067	U		0.067	U		0.067	U		0.067	U	
TERT-BUTYLBENZENE		0.13	U		0.13	U		0.13	U		0.13	U	
TERTIARY-BUTYL ALCOHOL		3.9	U		3.9	U		3.9	U		3.9	U	
TETRACHLOROETHENE		0.29	U		0.29	U		0.29	U		0.29	U	
TOLUENE		1.7			1.1			0.13	U		0.34	J	P
TOTAL XYLENES		1.6	J	P	0.99	J	P	0.14	U		0.14	U	
TRANS-1,2-DICHLOROETHENE		0.19	U		0.19	U		0.19	U		0.19	U	
TRANS-1,3-DICHLOROPROPENE		0.19	U		0.19	U		0.19	U		0.19	U	
TRICHLOROETHENE		0.41	J	P	0.39	J	P	0.37	J	P	0.36	J	P
TRICHLOROFLUOROMETHANE		0.21	U		0.21	U		0.21	U		0.21	U	
VINYL ACETATE		0.19	U		0.19	U		0.19	U		0.19	U	
VINYL CHLORIDE		0.22	U		0.22	U		0.22	U		0.22	U	

PROJ_NO: 06183	NSAMPLE	MSA-SW37A-070714			MSA-SW37B-070714			MSA-SW37C-070714			MSA-SW37D-070714		
SDG: 240-39266-1	LAB_ID	240-39266-1			240-39266-2			240-39266-3			240-39266-4		
FRACTION: OV	SAMP_DATE	7/7/2014			7/7/2014			7/7/2014			7/7/2014		
MEDIA: WATER	QC_TYPE	NM			NM			NM			NM		
	UNITS	UG/L			UG/L			UG/L			UG/L		
	PCT_SOLIDS	0.0			0.0			0.0			0.0		
	DUP_OF												
PARAMETER		RESULT	VQL	QLCD	RESULT	VQL	QLCD	RESULT	VQL	QLCD	RESULT	VQL	QLCD
CARBON TETRACHLORIDE		0.13	U		0.13	U		0.13	U		0.13	U	
CHLOROBENZENE		0.15	U		0.15	U		0.15	U		0.15	U	
CHLORODIBROMOMETHANE		0.18	U		0.18	U		0.18	U		0.18	U	
CHLOROETHANE		0.29	UJ	C	0.29	UJ	C	0.29	UJ	C	0.29	UJ	C
CHLOROFORM		0.16	U		0.16	U		0.16	U		0.16	U	
CHLOROMETHANE		0.3	U		0.3	U		0.3	U		0.3	U	
CIS-1,2-DICHLOROETHENE		0.17	U		0.2	J	P	0.17	U		0.17	U	
CIS-1,3-DICHLOROPROPENE		0.14	U		0.14	U		0.14	U		0.14	U	
DIBROMOMETHANE		0.28	U		0.28	U		0.28	U		0.28	U	
DICHLORODIFLUOROMETHANE		0.31	U		0.31	U		0.31	U		0.31	U	
DIISOPROPYL ETHER		1.5	UJ	C	1.5	UJ	C	1.5	UJ	C	1.5	UJ	C
ETHYL TERT-BUTYL ETHER		0.11	UJ	C	0.11	UJ	C	0.11	UJ	C	0.11	UJ	C
ETHYLBENZENE		0.17	U		0.17	U		0.17	U		0.17	U	
HEXACHLOROBUTADIENE		0.3	U		0.3	U		0.3	U		0.3	U	
ISOPROPYLBENZENE		0.13	U		0.13	U		0.13	U		0.13	U	
M+P-XYLENES		0.35	J	P	0.4	J	P	0.58	J	P	0.24	U	
METHYL TERT-BUTYL ETHER		0.17	U		0.17	U		0.17	U		0.17	U	
METHYLENE CHLORIDE		0.33	U		0.33	U		0.33	U		0.33	U	
NAPHTHALENE		0.24	U		0.24	U		0.24	U		0.24	U	
N-BUTYLBENZENE		0.12	U		0.12	U		0.12	U		0.12	U	
N-PROPYLBENZENE		0.14	U		0.14	U		0.14	U		0.14	U	
O-XYLENE		0.17	J	P	0.18	J	P	0.3	J	P	0.14	U	
SEC-BUTYLBENZENE		0.13	U		0.13	U		0.13	U		0.13	U	
STYRENE		0.11	U		0.11	U		0.11	U		0.11	U	
TERT-AMYL METHYL ETHER		0.067	UJ	C	0.067	UJ	C	0.067	UJ	C	0.067	UJ	C
TERT-BUTYLBENZENE		0.13	U		0.13	U		0.13	U		0.13	U	
TERTIARY-BUTYL ALCOHOL		3.9	UJ	CD	3.9	UJ	C	3.9	UJ	C	3.9	UJ	C
TETRACHLOROETHENE		0.29	U		0.29	U		0.29	U		0.29	U	
TOLUENE		0.79	J	P	0.93	J	P	1.3			0.13	U	
TOTAL XYLENES		0.52	J	P	0.58	J	P	0.88	J	P	0.14	U	
TRANS-1,2-DICHLOROETHENE		0.19	U		0.19	U		0.19	U		0.19	U	
TRANS-1,3-DICHLOROPROPENE		0.19	U		0.19	U		0.19	U		0.19	U	
TRICHLOROETHENE		0.43	J	P	0.44	J	P	0.44	J	P	0.46	J	P
TRICHLOROFLUOROMETHANE		0.21	U		0.21	U		0.21	U		0.21	U	
VINYL ACETATE		0.19	UJ	C	0.19	UJ	C	0.19	UJ	C	0.19	UJ	C
VINYL CHLORIDE		0.22	U		0.22	U		0.22	U		0.22	U	

PROJ_NO: 06183	NSAMPLE	MSA-SW38A-070714			MSA-SW38B-070714			MSA-SW38C-070714			MSA-SW38D-070714		
SDG: 240-39266-1	LAB_ID	240-39266-5			240-39266-6			240-39266-7			240-39266-8		
FRACTION: OV	SAMP_DATE	7/7/2014			7/7/2014			7/7/2014			7/7/2014		
MEDIA: WATER	QC_TYPE	NM			NM			NM			NM		
	UNITS	UG/L			UG/L			UG/L			UG/L		
	PCT_SOLIDS	0.0			0.0			0.0			0.0		
	DUP_OF												
PARAMETER	RESULT	VQL	QLCD	RESULT	VQL	QLCD	RESULT	VQL	QLCD	RESULT	VQL	QLCD
CARBON TETRACHLORIDE	0.13	U		0.13	U		0.13	U		0.13	U	
CHLOROBENZENE	0.15	U		0.15	U		0.15	U		0.15	U	
CHLORODIBROMOMETHANE	0.18	U		0.18	U		0.18	U		0.18	U	
CHLOROETHANE	0.29	UJ	C	0.29	UJ	C	0.29	UJ	C	0.29	UJ	C
CHLOROFORM	0.16	U		0.16	U		0.16	U		0.16	U	
CHLOROMETHANE	0.3	U		0.3	U		0.3	U		0.3	U	
CIS-1,2-DICHLOROETHENE	4.3			2.2			0.42	J	P	0.55	J	P
CIS-1,3-DICHLOROPROPENE	0.14	U		0.14	U		0.14	U		0.14	U	
DIBROMOMETHANE	0.28	U		0.28	U		0.28	U		0.28	U	
DICHLORODIFLUOROMETHANE	0.31	U		0.31	U		0.31	U		0.31	U	
DIISOPROPYL ETHER	1.5	UJ	C	1.5	UJ	C	1.5	UJ	C	1.5	UJ	C
ETHYL TERT-BUTYL ETHER	0.11	UJ	C	0.11	UJ	C	0.11	UJ	C	0.11	UJ	C
ETHYLBENZENE	0.17	U		0.17	U		0.17	U		0.17	U	
HEXACHLOROBUTADIENE	0.3	U		0.3	U		0.3	U		0.3	U	
ISOPROPYLBENZENE	0.13	U		0.13	U		0.13	U		0.13	U	
M+P-XYLENES	0.43	J	P	0.24	U		0.24	U		0.24	U	
METHYL TERT-BUTYL ETHER	0.17	U		0.17	U		0.17	U		0.17	U	
METHYLENE CHLORIDE	0.33	U		0.33	U		0.33	U		0.33	U	
NAPHTHALENE	0.24	U		0.24	U		0.24	U		0.24	U	
N-BUTYLBENZENE	0.12	U		0.12	U		0.12	U		0.12	U	
N-PROPYLBENZENE	0.14	U		0.14	U		0.14	U		0.14	U	
O-XYLENE	0.22	J	P	0.14	U		0.14	U		0.14	U	
SEC-BUTYLBENZENE	0.13	U		0.13	U		0.13	U		0.13	U	
STYRENE	0.11	U		0.11	U		0.11	U		0.11	U	
TERT-AMYL METHYL ETHER	0.067	UJ	C	0.067	UJ	C	0.067	UJ	C	0.067	UJ	C
TERT-BUTYLBENZENE	0.13	U		0.13	U		0.13	U		0.13	U	
TERTIARY-BUTYL ALCOHOL	3.9	UJ	C	3.9	UJ	C	3.9	UJ	C	3.9	UJ	C
TETRACHLOROETHENE	0.29	U		0.29	U		0.29	U		0.29	U	
TOLUENE	0.96	J	P	0.13	U		0.13	U		0.13	U	
TOTAL XYLENES	0.65	J	P	0.14	U		0.14	U		0.14	U	
TRANS-1,2-DICHLOROETHENE	0.19	U		0.19	U		0.19	U		0.19	U	
TRANS-1,3-DICHLOROPROPENE	0.19	U		0.19	U		0.19	U		0.19	U	
TRICHLOROETHENE	1.8			2.9			1.4			2.9		
TRICHLOROFLUOROMETHANE	0.21	U		0.21	U		0.21	U		0.21	U	
VINYL ACETATE	0.19	UJ	C	0.19	UJ	C	0.19	UJ	C	0.19	UJ	C
VINYL CHLORIDE	3.7			0.8			0.24	J	P	0.26	J	P

PROJ_NO: 06183	NSAMPLE	MSA-SW39A-070714			MSA-SW39B-070714			MSA-SW39C-070714			MSA-SW39D-070714		
SDG: 240-39266-1	LAB_ID	240-39266-9			240-39266-10			240-39266-11			240-39266-12		
FRACTION: OV	SAMP_DATE	7/7/2014			7/7/2014			7/7/2014			7/7/2014		
MEDIA: WATER	QC_TYPE	NM			NM			NM			NM		
	UNITS	UG/L			UG/L			UG/L			UG/L		
	PCT_SOLIDS	0.0			0.0			0.0			0.0		
	DUP_OF												
PARAMETER		RESULT	VQL	QLCD	RESULT	VQL	QLCD	RESULT	VQL	QLCD	RESULT	VQL	QLCD
CARBON TETRACHLORIDE		0.13	U		0.13	U		0.13	U		0.13	U	
CHLOROBENZENE		0.15	U		0.15	U		0.15	U		0.15	U	
CHLORODIBROMOMETHANE		0.18	U		0.18	U		0.18	U		0.18	U	
CHLOROETHANE		0.29	UJ	C	0.29	UJ	C	0.29	UJ	C	0.29	UJ	C
CHLOROFORM		0.16	U		0.16	U		0.16	U		0.16	U	
CHLOROMETHANE		0.3	U		0.3	U		0.3	U		0.3	U	
CIS-1,2-DICHLOROETHENE		0.17	U		0.28	J	P	0.17	U		0.17	U	
CIS-1,3-DICHLOROPROPENE		0.14	U		0.14	U		0.14	U		0.14	U	
DIBROMOMETHANE		0.28	U		0.28	U		0.28	U		0.28	U	
DICHLORODIFLUOROMETHANE		0.31	U		0.31	U		0.31	U		0.31	U	
DIISOPROPYL ETHER		1.5	UJ	C	1.5	UJ	C	1.5	UJ	C	1.5	UJ	C
ETHYL TERT-BUTYL ETHER		0.11	UJ	C	0.11	UJ	C	0.11	UJ	C	0.11	UJ	C
ETHYLBENZENE		0.17	U		0.17	U		0.17	U		0.17	U	
HEXACHLOROBUTADIENE		0.3	U		0.3	U		0.3	U		0.3	U	
ISOPROPYLBENZENE		0.13	U		0.13	U		0.13	U		0.13	U	
M+P-XYLENES		0.24	U		0.24	U		0.24	U		0.24	U	
METHYL TERT-BUTYL ETHER		0.17	U		0.17	U		0.17	U		0.17	U	
METHYLENE CHLORIDE		0.33	U		0.33	U		0.33	U		0.33	U	
NAPHTHALENE		0.24	U		0.24	U		0.24	U		0.24	U	
N-BUTYLBENZENE		0.12	U		0.12	U		0.12	U		0.12	U	
N-PROPYLBENZENE		0.14	U		0.14	U		0.14	U		0.14	U	
O-XYLENE		0.14	U		0.14	U		0.14	U		0.14	U	
SEC-BUTYLBENZENE		0.13	U		0.13	U		0.13	U		0.13	U	
STYRENE		0.11	U		0.11	U		0.11	U		0.11	U	
TERT-AMYL METHYL ETHER		0.067	UJ	C	0.067	UJ	C	0.067	UJ	C	0.067	UJ	C
TERT-BUTYLBENZENE		0.13	U		0.13	U		0.13	U		0.13	U	
TERTIARY-BUTYL ALCOHOL		3.9	UJ	C	3.9	UJ	C	3.9	UJ	C	3.9	UJ	C
TETRACHLOROETHENE		0.29	U		0.29	U		0.29	U		0.29	U	
TOLUENE		0.13	U		0.13	U		0.33	J	P	0.18	J	P
TOTAL XYLENES		0.14	U		0.14	U		0.14	U		0.14	U	
TRANS-1,2-DICHLOROETHENE		0.19	U		0.19	U		0.19	U		0.19	U	
TRANS-1,3-DICHLOROPROPENE		0.19	U		0.19	U		0.19	U		0.19	U	
TRICHLOROETHENE		0.42	J	P	0.38	J	P	0.42	J	P	0.2	J	P
TRICHLOROFLUOROMETHANE		0.21	U		0.21	U		0.21	U		0.21	U	
VINYL ACETATE		0.19	UJ	C	0.19	UJ	C	0.19	UJ	C	0.19	UJ	C
VINYL CHLORIDE		0.22	U		0.22	U		0.22	U		0.22	U	

PROJ_NO: 06183	NSAMPLE	MSA-SW40A-070714			MSA-SW40B-070714			MSA-SW40C-070714			MSA-SW40D-070714		
SDG: 240-39266-1	LAB_ID	240-39266-13			240-39266-14			240-39266-15			240-39266-16		
FRACTION: OV	SAMP_DATE	7/7/2014			7/7/2014			7/7/2014			7/7/2014		
MEDIA: WATER	QC_TYPE	NM			NM			NM			NM		
	UNITS	UG/L			UG/L			UG/L			UG/L		
	PCT_SOLIDS	0.0			0.0			0.0			0.0		
	DUP_OF												
PARAMETER		RESULT	VQL	QLCD	RESULT	VQL	QLCD	RESULT	VQL	QLCD	RESULT	VQL	QLCD
CARBON TETRACHLORIDE		0.13	U		0.13	U		0.13	U		0.13	U	
CHLOROBENZENE		0.15	U		0.15	U		0.15	U		0.15	U	
CHLORODIBROMOMETHANE		0.18	U		0.18	U		0.18	U		0.18	U	
CHLOROETHANE		0.29	UJ	C	0.29	UJ	C	0.29	UJ	C	0.29	UJ	C
CHLOROFORM		0.16	U		0.16	U		0.16	U		0.16	U	
CHLOROMETHANE		0.3	U		0.3	U		0.3	U		0.3	U	
CIS-1,2-DICHLOROETHENE		0.56	J	P	0.17	U		0.38	J	P	0.17	U	
CIS-1,3-DICHLOROPROPENE		0.14	U		0.14	U		0.14	U		0.14	U	
DIBROMOMETHANE		0.28	U		0.28	U		0.28	U		0.28	U	
DICHLORODIFLUOROMETHANE		0.31	U		0.31	U		0.31	U		0.31	U	
DIISOPROPYL ETHER		1.5	UJ	C	1.5	UJ	C	1.5	UJ	C	1.5	UJ	C
ETHYL TERT-BUTYL ETHER		0.11	UJ	C	0.11	UJ	C	0.11	UJ	C	0.11	UJ	C
ETHYLBENZENE		0.17	U		0.17	U		0.17	U		0.17	U	
HEXACHLOROBUTADIENE		0.3	U		0.3	U		0.3	U		0.3	U	
ISOPROPYLBENZENE		0.13	U		0.13	U		0.13	U		0.13	U	
M+P-XYLENES		0.46	J	P	0.24	U		0.24	U		0.24	U	
METHYL TERT-BUTYL ETHER		0.17	U		0.17	U		0.17	U		0.17	U	
METHYLENE CHLORIDE		0.33	U		0.33	U		0.33	U		0.33	U	
NAPHTHALENE		0.24	U		0.24	U		0.24	U		0.24	U	
N-BUTYLBENZENE		0.12	U		0.12	U		0.12	U		0.12	U	
N-PROPYLBENZENE		0.14	U		0.14	U		0.14	U		0.14	U	
O-XYLENE		0.21	J	P	0.14	U		0.14	U		0.14	U	
SEC-BUTYLBENZENE		0.13	U		0.13	U		0.13	U		0.13	U	
STYRENE		0.11	U		0.11	U		0.11	U		0.11	U	
TERT-AMYL METHYL ETHER		0.067	UJ	C	0.067	UJ	C	0.067	UJ	C	0.067	UJ	C
TERT-BUTYLBENZENE		0.13	U		0.13	U		0.13	U		0.13	U	
TERTIARY-BUTYL ALCOHOL		3.9	UJ	C	3.9	UJ	C	3.9	UJ	C	3.9	UJ	C
TETRACHLOROETHENE		0.29	U		0.29	U		0.29	U		0.29	U	
TOLUENE		1			0.13	U		0.35	J	P	0.13	U	
TOTAL XYLENES		0.67	J	P	0.14	U		0.14	U		0.14	U	
TRANS-1,2-DICHLOROETHENE		0.19	U		0.19	U		0.19	U		0.19	U	
TRANS-1,3-DICHLOROPROPENE		0.19	U		0.19	U		0.19	U		0.19	U	
TRICHLOROETHENE		0.85	J	P	1.7			1.3			0.84	J	P
TRICHLOROFLUOROMETHANE		0.21	U		0.21	U		0.21	U		0.21	U	
VINYL ACETATE		0.19	UJ	C	0.19	UJ	C	0.19	UJ	C	0.19	UJ	C
VINYL CHLORIDE		0.5			0.32	J	P	0.22	U		0.22	U	

PROJ_NO: 06183	NSAMPLE	MSA-SW41A-070714			MSA-SW41B-070714			MSA-SW41C-070714			MSA-SW41D-070714		
SDG: 240-39266-1	LAB_ID	240-39266-17			240-39266-18			240-39266-19			240-39266-20		
FRACTION: OV	SAMP_DATE	7/7/2014			7/7/2014			7/7/2014			7/7/2014		
MEDIA: WATER	QC_TYPE	NM			NM			NM			NM		
	UNITS	UG/L			UG/L			UG/L			UG/L		
	PCT_SOLIDS	0.0			0.0			0.0			0.0		
	DUP_OF												
PARAMETER		RESULT	VQL	QLCD	RESULT	VQL	QLCD	RESULT	VQL	QLCD	RESULT	VQL	QLCD
CARBON TETRACHLORIDE		0.13	U		0.13	U		0.13	U		0.13	U	
CHLOROBENZENE		0.15	U		0.15	U		0.15	U		0.15	U	
CHLORODIBROMOMETHANE		0.18	U		0.18	U		0.18	U		0.18	U	
CHLOROETHANE		0.29	UJ	C	0.29	UJ	C	0.29	UJ	C	0.29	UJ	C
CHLOROFORM		0.16	U		0.16	U		0.16	U		0.16	U	
CHLOROMETHANE		0.3	U		0.3	U		0.3	U		0.3	U	
CIS-1,2-DICHLOROETHENE		1.1			0.17	U		0.17	U		0.17	U	
CIS-1,3-DICHLOROPROPENE		0.14	U		0.14	U		0.14	U		0.14	U	
DIBROMOMETHANE		0.28	U		0.28	U		0.28	U		0.28	U	
DICHLORODIFLUOROMETHANE		0.31	U		0.31	UJ	C	0.31	U		0.31	U	
DIISOPROPYL ETHER		1.5	UJ	C	1.5	UJ	C	1.5	UJ	C	1.5	UJ	C
ETHYL TERT-BUTYL ETHER		0.11	UJ	C	0.11	UJ	C	0.11	UJ	C	0.11	UJ	C
ETHYLBENZENE		0.17	U		0.17	U		0.17	U		0.17	U	
HEXACHLOROBUTADIENE		0.3	U		0.3	U		0.3	U		0.3	U	
ISOPROPYLBENZENE		0.13	U		0.13	U		0.13	U		0.13	U	
M+P-XYLENES		0.3	J	P	0.24	U		0.24	U		0.39	J	P
METHYL TERT-BUTYL ETHER		0.17	U		0.17	U		0.17	U		0.17	U	
METHYLENE CHLORIDE		0.33	U		0.33	U		0.33	U		0.33	U	
NAPHTHALENE		0.24	U		0.24	UJ	C	0.24	U		0.24	U	
N-BUTYLBENZENE		0.12	U		0.12	U		0.12	U		0.12	U	
N-PROPYLBENZENE		0.14	U		0.14	U		0.14	U		0.14	U	
O-XYLENE		0.14	J	P	0.14	U		0.14	U		0.2	J	P
SEC-BUTYLBENZENE		0.13	U		0.13	U		0.13	U		0.13	U	
STYRENE		0.11	U		0.11	U		0.11	U		0.11	U	
TERT-AMYL METHYL ETHER		0.067	UJ	C	0.067	UJ	C	0.067	UJ	C	0.067	UJ	C
TERT-BUTYLBENZENE		0.13	U		0.13	U		0.13	U		0.13	U	
TERTIARY-BUTYL ALCOHOL		3.9	UJ	C	3.9	UJ	CE	3.9	UJ	C	3.9	UJ	C
TETRACHLOROETHENE		0.29	U		0.29	U		0.29	U		0.29	U	
TOLUENE		0.71	J	P	0.13	U		0.19	J	P	0.95	J	P
TOTAL XYLENES		0.44	J	P	0.14	U		0.14	U		0.59	J	P
TRANS-1,2-DICHLOROETHENE		0.19	U		0.19	U		0.19	U		0.19	U	
TRANS-1,3-DICHLOROPROPENE		0.19	U		0.19	U		0.19	U		0.19	U	
TRICHLOROETHENE		1.6			0.5	J	P	0.45	J	P	0.38	J	P
TRICHLOROFLUOROMETHANE		0.21	U		0.21	U		0.21	U		0.21	U	
VINYL ACETATE		0.19	UJ	C	0.19	UJ	C	0.19	UJ	C	0.19	UJ	C
VINYL CHLORIDE		0.37	J	P	0.22	U		0.22	U		0.22	U	

PROJ_NO: 06183	NSAMPLE	MSA-SW42A-070714	MSA-SW42B-070714	MSA-SW42C-070714	MSA-SW42D-070714
SDG: 240-39266-1	LAB_ID	240-39266-21	240-39266-22	240-39266-23	240-39266-24
FRACTION: OV	SAMP_DATE	7/7/2014	7/7/2014	7/7/2014	7/7/2014
MEDIA: WATER	QC_TYPE	NM	NM	NM	NM
	UNITS	UG/L	UG/L	UG/L	UG/L
	PCT_SOLIDS	0.0	0.0	0.0	0.0
	DUP_OF				

PARAMETER	RESULT	VQL	QLCD	RESULT	VQL	QLCD	RESULT	VQL	QLCD	RESULT	VQL	QLCD
CARBON TETRACHLORIDE	0.13	U		0.13	U		0.13	U		0.13	U	
CHLOROBENZENE	0.15	U		0.15	U		0.15	U		0.15	U	
CHLORODIBROMOMETHANE	0.18	U		0.18	U		0.18	U		0.18	U	
CHLOROETHANE	0.29	U		0.29	U		0.29	U		0.29	U	
CHLOROFORM	0.16	U		0.16	U		0.16	U		0.16	U	
CHLOROMETHANE	0.3	U		0.3	U		0.3	U		0.3	U	
CIS-1,2-DICHLOROETHENE	0.37	J	P	0.51	J	P	0.27	J	P	0.23	J	P
CIS-1,3-DICHLOROPROPENE	0.14	U		0.14	U		0.14	U		0.14	U	
DIBROMOMETHANE	0.28	U		0.28	U		0.28	U		0.28	U	
DICHLORODIFLUOROMETHANE	0.31	U		0.31	U		0.31	U		0.31	U	
DIISOPROPYL ETHER	1.5	U		1.5	U		1.5	U		1.5	U	
ETHYL TERT-BUTYL ETHER	0.11	U		0.11	U		0.11	U		0.11	U	
ETHYLBENZENE	0.17	U		0.17	U		0.17	U		0.17	U	
HEXACHLOROBUTADIENE	0.3	U		0.3	U		0.3	U		0.3	U	
ISOPROPYLBENZENE	0.13	U		0.13	U		0.13	U		0.13	U	
M+P-XYLENES	0.68	J	P	0.24	U		0.24	U		0.24	U	
METHYL TERT-BUTYL ETHER	0.17	U		0.17	U		0.17	U		0.17	U	
METHYLENE CHLORIDE	0.33	U		0.33	U		0.33	U		0.33	U	
NAPHTHALENE	0.24	U		0.24	U		0.24	U		0.24	U	
N-BUTYLBENZENE	0.12	U		0.12	U		0.12	U		0.12	U	
N-PROPYLBENZENE	0.14	U		0.14	U		0.14	U		0.14	U	
O-XYLENE	0.27	J	P	0.14	U		0.14	U		0.14	U	
SEC-BUTYLBENZENE	0.13	U		0.13	U		0.13	U		0.13	U	
STYRENE	0.11	U		0.11	U		0.11	U		0.11	U	
TERT-AMYL METHYL ETHER	0.067	U		0.067	U		0.067	U		0.067	U	
TERT-BUTYLBENZENE	0.13	U		0.13	U		0.13	U		0.13	U	
TERTIARY-BUTYL ALCOHOL	3.9	U		3.9	U		3.9	U		3.9	U	
TETRACHLOROETHENE	0.29	U		0.29	U		0.29	U		0.29	U	
TOLUENE	0.92	J	P	0.28	J	P	0.13	U		0.13	U	
TOTAL XYLENES	0.95	J	P	0.14	U		0.14	U		0.14	U	
TRANS-1,2-DICHLOROETHENE	0.19	U		0.19	U		0.19	U		0.19	U	
TRANS-1,3-DICHLOROPROPENE	0.19	U		0.19	U		0.19	U		0.19	U	
TRICHLOROETHENE	0.67	J	P	0.57	J	P	0.46	J	P	0.61	J	P
TRICHLOROFLUOROMETHANE	0.21	U		0.21	U		0.21	U		0.21	U	
VINYL ACETATE	0.19	U		0.19	U		0.19	U		0.19	U	
VINYL CHLORIDE	0.43	J	P	0.57			0.22	U		0.22	U	

PROJ_NO: 06183	NSAMPLE	MSA-SW43A-070714			MSA-SW43B-070714			MSA-SW43C-070714			MSA-SW43D-070714		
SDG: 240-39266-1	LAB_ID	240-39266-25			240-39266-26			240-39266-27			240-39266-28		
FRACTION: OV	SAMP_DATE	7/7/2014			7/7/2014			7/7/2014			7/7/2014		
MEDIA: WATER	QC_TYPE	NM			NM			NM			NM		
	UNITS	UG/L			UG/L			UG/L			UG/L		
	PCT_SOLIDS	0.0			0.0			0.0			0.0		
	DUP_OF												
PARAMETER		RESULT	VQL	QLCD	RESULT	VQL	QLCD	RESULT	VQL	QLCD	RESULT	VQL	QLCD
CARBON TETRACHLORIDE		0.13	U		0.13	U		0.13	U		0.13	U	
CHLOROBENZENE		0.15	U		0.15	U		0.15	U		0.15	U	
CHLORODIBROMOMETHANE		0.18	U		0.18	U		0.18	U		0.18	U	
CHLOROETHANE		0.29	U		0.29	U		0.29	U		0.29	U	
CHLOROFORM		0.16	U		0.16	U		0.16	U		0.16	U	
CHLOROMETHANE		0.3	U		0.3	U		0.3	U		0.3	U	
CIS-1,2-DICHLOROETHENE		1.2			0.54	J	P	0.3	J	P	0.17	U	
CIS-1,3-DICHLOROPROPENE		0.14	U		0.14	U		0.14	U		0.14	U	
DIBROMOMETHANE		0.28	U		0.28	U		0.28	U		0.28	U	
DICHLORODIFLUOROMETHANE		0.31	U		0.31	U		0.31	U		0.31	U	
DIISOPROPYL ETHER		1.5	U		1.5	U		1.5	U		1.5	U	
ETHYL TERT-BUTYL ETHER		0.11	U		0.11	U		0.11	U		0.11	U	
ETHYLBENZENE		0.19	J	P	0.17	U		0.17	U		0.17	U	
HEXACHLOROBUTADIENE		0.3	U		0.3	U		0.3	U		0.3	U	
ISOPROPYLBENZENE		0.13	U		0.13	U		0.13	U		0.13	U	
M+P-XYLENES		0.76	J	P	0.24	U		0.24	U		0.24	U	
METHYL TERT-BUTYL ETHER		0.17	U		0.17	U		0.17	U		0.17	U	
METHYLENE CHLORIDE		0.33	U		0.33	U		0.33	U		0.33	U	
NAPHTHALENE		0.24	U		0.24	U		0.24	U		0.24	U	
N-BUTYLBENZENE		0.12	U		0.12	U		0.12	U		0.12	U	
N-PROPYLBENZENE		0.14	U		0.14	U		0.14	U		0.14	U	
O-XYLENE		0.35	J	P	0.14	U		0.14	U		0.14	U	
SEC-BUTYLBENZENE		0.13	U		0.13	U		0.13	U		0.13	U	
STYRENE		0.11	U		0.11	U		0.11	U		0.11	U	
TERT-AMYL METHYL ETHER		0.067	U		0.067	U		0.067	U		0.067	U	
TERT-BUTYLBENZENE		0.13	U		0.13	U		0.13	U		0.13	U	
TERTIARY-BUTYL ALCOHOL		3.9	U		3.9	U		3.9	U		3.9	U	
TETRACHLOROETHENE		0.29	U		0.29	U		0.29	U		0.29	U	
TOLUENE		1.5			0.13	U		0.13	U		0.13	U	
TOTAL XYLENES		1.1	J	P	0.14	U		0.14	U		0.14	U	
TRANS-1,2-DICHLOROETHENE		0.19	U		0.19	U		0.19	U		0.19	U	
TRANS-1,3-DICHLOROPROPENE		0.19	U		0.19	U		0.19	U		0.19	U	
TRICHLOROETHENE		1.2			0.96	J	P	0.52	J	P	0.3	J	P
TRICHLOROFLUOROMETHANE		0.21	U		0.21	U		0.21	U		0.21	U	
VINYL ACETATE		0.19	U		0.19	U		0.19	U		0.19	U	
VINYL CHLORIDE		0.22	U		0.22	U		0.22	U		0.22	U	

PROJ_NO: 06183	NSAMPLE	MSA-SW44A-070714			MSA-SW44B-070714			MSA-SW44C-070714			MSA-SW44D-070714		
SDG: 240-39266-1	LAB_ID	240-39266-29			240-39266-30			240-39266-31			240-39266-32		
FRACTION: OV	SAMP_DATE	7/7/2014			7/7/2014			7/7/2014			7/7/2014		
MEDIA: WATER	QC_TYPE	NM			NM			NM			NM		
	UNITS	UG/L			UG/L			UG/L			UG/L		
	PCT_SOLIDS	0.0			0.0			0.0			0.0		
	DUP_OF												
PARAMETER	RESULT	VQL	QLCD	RESULT	VQL	QLCD	RESULT	VQL	QLCD	RESULT	VQL	QLCD
CARBON TETRACHLORIDE	0.13	U		0.13	U		0.13	U		0.13	U	
CHLOROBENZENE	0.15	U		0.15	U		0.15	U		0.15	U	
CHLORODIBROMOMETHANE	0.18	U		0.18	U		0.18	U		0.18	U	
CHLOROETHANE	0.29	U		0.29	U		0.29	U		0.29	U	
CHLOROFORM	0.16	U		0.16	U		0.16	U		0.16	U	
CHLOROMETHANE	0.3	U		0.3	U		0.3	U		0.3	U	
CIS-1,2-DICHLOROETHENE	0.49	J	P	0.33	J	P	0.17	U		0.22	J	P
CIS-1,3-DICHLOROPROPENE	0.14	U		0.14	U		0.14	U		0.14	U	
DIBROMOMETHANE	0.28	U		0.28	U		0.28	U		0.28	U	
DICHLORODIFLUOROMETHANE	0.31	U		0.31	U		0.31	U		0.31	U	
DIISOPROPYL ETHER	1.5	U		1.5	U		1.5	U		1.5	U	
ETHYL TERT-BUTYL ETHER	0.11	U		0.11	U		0.11	U		0.11	U	
ETHYLBENZENE	0.17	U		0.17	U		0.17	U		0.17	U	
HEXACHLOROBUTADIENE	0.3	U		0.3	U		0.3	U		0.3	U	
ISOPROPYLBENZENE	0.13	U		0.13	U		0.13	U		0.13	U	
M+P-XYLENES	0.33	J	P	0.24	U		0.61	J	P	0.24	U	
METHYL TERT-BUTYL ETHER	0.17	U		0.17	U		0.17	U		0.17	U	
METHYLENE CHLORIDE	0.33	U		0.33	U		0.33	U		0.33	U	
NAPHTHALENE	0.24	U		0.24	U		0.24	U		0.24	U	
N-BUTYLBENZENE	0.12	U		0.12	U		0.12	U		0.12	U	
N-PROPYLBENZENE	0.14	U		0.14	U		0.14	U		0.14	U	
O-XYLENE	0.14	U		0.14	U		0.28	J	P	0.14	U	
SEC-BUTYLBENZENE	0.13	U		0.13	U		0.13	U		0.13	U	
STYRENE	0.11	U		0.11	U		0.11	U		0.11	U	
TERT-AMYL METHYL ETHER	0.067	U		0.067	U		0.067	U		0.067	U	
TERT-BUTYLBENZENE	0.13	U		0.13	U		0.13	U		0.13	U	
TERTIARY-BUTYL ALCOHOL	3.9	U		3.9	U		3.9	U		3.9	U	
TETRACHLOROETHENE	0.29	U		0.29	U		0.29	U		0.29	U	
TOLUENE	0.6	J	P	0.13	U		1.1			0.13	U	
TOTAL XYLENES	0.33	J	P	0.14	U		0.89	J	P	0.14	U	
TRANS-1,2-DICHLOROETHENE	0.19	U		0.19	U		0.19	U		0.19	U	
TRANS-1,3-DICHLOROPROPENE	0.19	U		0.19	U		0.19	U		0.19	U	
TRICHLOROETHENE	0.62	J	P	0.57	J	P	0.65	J	P	0.41	J	P
TRICHLOROFLUOROMETHANE	0.21	U		0.21	U		0.21	U		0.21	U	
VINYL ACETATE	0.19	U		0.19	U		0.19	U		0.19	U	
VINYL CHLORIDE	0.26	J	P	0.22	U		0.22	U		0.22	U	

PROJ_NO: 06183	NSAMPLE	MSA-SW45A-070714			MSA-SW45B-070714			MSA-SW45C-070714			MSA-SW45D-070714		
SDG: 240-39266-1	LAB_ID	240-39266-33			240-39266-34			240-39266-35			240-39266-36		
FRACTION: OV	SAMP_DATE	7/7/2014			7/7/2014			7/7/2014			7/7/2014		
MEDIA: WATER	QC_TYPE	NM			NM			NM			NM		
	UNITS	UG/L			UG/L			UG/L			UG/L		
	PCT_SOLIDS	0.0			0.0			0.0			0.0		
	DUP_OF												
PARAMETER		RESULT	VQL	QLCD	RESULT	VQL	QLCD	RESULT	VQL	QLCD	RESULT	VQL	QLCD
CARBON TETRACHLORIDE		0.13	U		0.13	U		0.13	U		0.13	U	
CHLOROBENZENE		0.15	U		0.15	U		0.15	U		0.15	U	
CHLORODIBROMOMETHANE		0.18	U		0.18	U		0.18	U		0.18	U	
CHLOROETHANE		0.29	U		0.29	U		0.29	U		0.29	U	
CHLOROFORM		0.16	U		0.16	U		0.16	U		0.16	U	
CHLOROMETHANE		0.3	U		0.3	U		0.3	U		0.3	U	
CIS-1,2-DICHLOROETHENE		0.36	J	P	0.17	U		0.22	J	P	0.17	U	
CIS-1,3-DICHLOROPROPENE		0.14	U		0.14	U		0.14	U		0.14	U	
DIBROMOMETHANE		0.28	U		0.28	U		0.28	U		0.28	U	
DICHLORODIFLUOROMETHANE		0.31	U		0.31	U		0.31	U		0.31	U	
DIISOPROPYL ETHER		1.5	U		1.5	U		1.5	U		1.5	U	
ETHYL TERT-BUTYL ETHER		0.11	U		0.11	U		0.11	U		0.11	U	
ETHYLBENZENE		0.32	J	P	0.17	U		0.17	U		0.17	U	
HEXACHLOROBUTADIENE		0.3	U		0.3	U		0.3	U		0.3	U	
ISOPROPYLBENZENE		0.13	U		0.13	U		0.13	U		0.13	U	
M+P-XYLENES		1.8	J	P	0.24	U		0.24	U		0.24	U	
METHYL TERT-BUTYL ETHER		0.17	U		0.17	U		0.17	U		0.17	U	
METHYLENE CHLORIDE		0.33	U		0.33	U		0.33	U		0.33	U	
NAPHTHALENE		0.56	J	P	0.24	U		0.24	U		0.24	U	
N-BUTYLBENZENE		0.12	U		0.12	U		0.12	U		0.12	U	
N-PROPYLBENZENE		0.14	U		0.14	U		0.14	U		0.14	U	
O-XYLENE		0.83	J	P	0.14	U		0.14	U		0.14	U	
SEC-BUTYLBENZENE		0.13	U		0.13	U		0.13	U		0.13	U	
STYRENE		0.11	U		0.11	U		0.11	U		0.11	U	
TERT-AMYL METHYL ETHER		0.067	U		0.067	U		0.067	U		0.067	U	
TERT-BUTYLBENZENE		0.13	U		0.13	U		0.13	U		0.13	U	
TERTIARY-BUTYL ALCOHOL		3.9	U		3.9	U		3.9	U		3.9	U	
TETRACHLOROETHENE		0.29	U		0.29	U		0.29	U		0.29	U	
TOLUENE		2.5			0.13	U		0.14	J	P	0.23	J	P
TOTAL XYLENES		2.6			0.14	U		0.14	U		0.14	U	
TRANS-1,2-DICHLOROETHENE		0.19	U		0.19	U		0.19	U		0.19	U	
TRANS-1,3-DICHLOROPROPENE		0.19	U		0.19	U		0.19	U		0.19	U	
TRICHLOROETHENE		0.42	J	P	0.32	J	P	0.26	J	P	0.33	J	P
TRICHLOROFLUOROMETHANE		0.21	U		0.21	U		0.21	U		0.21	U	
VINYL ACETATE		0.19	U		0.19	U		0.19	U		0.19	U	
VINYL CHLORIDE		0.22	U		0.22	U		0.22	U		0.22	U	

PROJ_NO: 06183	NSAMPLE	TB-070714
SDG: 240-39266-1	LAB_ID	240-39266-41
FRACTION: OV	SAMP_DATE	7/7/2014
MEDIA: WATER	QC_TYPE	TB
	UNITS	UG/L
	PCT_SOLIDS	0.0
	DUP_OF	

PARAMETER	RESULT	VQL	QLCD
CARBON TETRACHLORIDE	0.13	U	
CHLOROBENZENE	0.15	U	
CHLORODIBROMOMETHANE	0.18	U	
CHLOROETHANE	0.29	UJ	C
CHLOROFORM	0.16	U	
CHLOROMETHANE	0.3	U	
CIS-1,2-DICHLOROETHENE	0.17	U	
CIS-1,3-DICHLOROPROPENE	0.14	U	
DIBROMOMETHANE	0.28	U	
DICHLORODIFLUOROMETHANE	0.31	UJ	C
DIISOPROPYL ETHER	1.5	UJ	C
ETHYL TERT-BUTYL ETHER	0.11	UJ	C
ETHYLBENZENE	0.17	U	
HEXACHLOROBUTADIENE	0.3	U	
ISOPROPYLBENZENE	0.13	U	
M+P-XYLENES	0.24	U	
METHYL TERT-BUTYL ETHER	0.17	U	
METHYLENE CHLORIDE	0.33	U	
NAPHTHALENE	0.24	UJ	C
N-BUTYLBENZENE	0.12	U	
N-PROPYLBENZENE	0.14	U	
O-XYLENE	0.14	U	
SEC-BUTYLBENZENE	0.13	U	
STYRENE	0.11	U	
TERT-AMYL METHYL ETHER	0.067	UJ	C
TERT-BUTYLBENZENE	0.13	U	
TERTIARY-BUTYL ALCOHOL	3.9	UJ	CE
TETRACHLOROETHENE	0.29	U	
TOLUENE	0.13	U	
TOTAL XYLENES	0.14	U	
TRANS-1,2-DICHLOROETHENE	0.19	U	
TRANS-1,3-DICHLOROPROPENE	0.19	U	
TRICHLOROETHENE	0.17	U	
TRICHLOROFLUOROMETHANE	0.21	U	
VINYL ACETATE	0.19	UJ	C
VINYL CHLORIDE	0.22	U	

Appendix B

Results as Reported by the Laboratory

FORM I
GC/MS VOA ORGANICS ANALYSIS DATA SHEET

Lab Name: TestAmerica Canton | Job No.: 240-39266-1

SDG No.:

Client Sample ID: EL-SW01A-070714 | Lab Sample ID: 240-39266-37

Matrix: Water | Lab File ID: UX944834.D

Analysis Method: 8260B | Date Collected: 07/07/2014 08:24

Sample wt/vol: 5(mL) | Date Analyzed: 07/10/2014 01:54

Soil Aliquot Vol: | Dilution Factor: 1

Soil Extract Vol.: | GC Column: DB-624 ID: 0.18(mm)

% Moisture: | Level: (low/med) Low

Analysis Batch No.: 137882 | Units: ug/L

CAS NO.	COMPOUND NAME	RESULT	Q	RL	MDL
630-20-6	1,1,1,2-Tetrachloroethane	1.0	U	1.0	0.23
71-55-6	1,1,1-Trichloroethane	1.0	U	1.0	0.22
79-34-5	1,1,2,2-Tetrachloroethane	1.0	U	1.0	0.18
76-13-1	1,1,2-Trichloro-1,2,2-trichfluoroeth ane	1.0	U	1.0	0.28
75-34-3	1,1-Dichloroethane	1.0	U	1.0	0.15
75-35-4	1,1-Dichloroethene	1.0	U	1.0	0.19
563-58-6	1,1-Dichloropropene	1.0	U	1.0	0.13
87-61-6	1,2,3-Trichlorobenzene	1.0	U	1.0	0.17
96-18-4	1,2,3-Trichloropropane	1.0	U	1.0	0.43
526-73-8	1,2,3-Trimethylbenzene	5.0	U	5.0	0.0059
120-82-1	1,2,4-Trichlorobenzene	1.0	U	1.0	0.15
95-63-6	1,2,4-Trimethylbenzene	0.55	J	1.0	0.12
96-12-8	1,2-Dibromo-3-Chloropropane	5.0	U	5.0	0.67
106-93-4	1,2-Dibromoethane	1.0	U	1.0	0.24
95-50-1	1,2-Dichlorobenzene	1.0	U	1.0	0.13
107-06-2	1,2-Dichloroethane	1.0	U	1.0	0.22
78-87-5	1,2-Dichloropropane	1.0	U	1.0	0.18
541-73-1	1,3-Dichlorobenzene	1.0	U	1.0	0.14
142-28-9	1,3-Dichloropropane	1.0	U	1.0	0.16
106-46-7	1,4-Dichlorobenzene	1.0	U	1.0	0.13
594-20-7	2,2-Dichloropropane	1.0	U	1.0	0.13
78-93-3	2-Butanone	5.0	U	5.0	0.57
110-75-8	2-Chloroethyl vinyl ether	10	U	10	0.99
95-49-8	2-Chlorotoluene	1.0	U	1.0	0.11
591-78-6	2-Hexanone	5.0	U	5.0	0.41
106-43-4	4-Chlorotoluene	1.0	U	1.0	0.18
108-10-1	4-Methyl-2-pentanone	5.0	U	5.0	0.32
67-64-1	Acetone	5.0	U	5.0	1.1
71-43-2	Benzene	0.35	J	1.0	0.13
108-86-1	Bromobenzene	1.0	U	1.0	0.13
74-97-5	Bromochloromethane	1.0	U	1.0	0.29
75-27-4	Bromodichloromethane	1.0	U	1.0	0.15
75-25-2	Bromoform	1.0	U	1.0	0.64
74-83-9	Bromomethane	1.0	U	1.0	0.41
75-15-0	Carbon disulfide	1.0	U	1.0	0.13

FORM I
GC/MS VOA ORGANICS ANALYSIS DATA SHEET

Lab Name: TestAmerica Canton | Job No.: 240-39266-1

SDG No.:

Client Sample ID: EL-SW01A-070714 | Lab Sample ID: 240-39266-37

Matrix: Water | Lab File ID: UX944834.D

Analysis Method: 8260B | Date Collected: 07/07/2014 08:24

Sample wt/vol: 5(mL) | Date Analyzed: 07/10/2014 01:54

Soil Aliquot Vol: | Dilution Factor: 1

Soil Extract Vol.: | GC Column: DB-624 ID: 0.18(mm)

% Moisture: | Level: (low/med) Low

Analysis Batch No.: 137882 | Units: ug/L

CAS NO.	COMPOUND NAME	RESULT	Q	RL	MDL
56-23-5	Carbon tetrachloride	1.0	U	1.0	0.13
108-90-7	Chlorobenzene	1.0	U	1.0	0.15
75-00-3	Chloroethane	1.0	U	1.0	0.29
67-66-3	Chloroform	1.0	U	1.0	0.16
74-87-3	Chloromethane	1.0	U	1.0	0.30
156-59-2	cis-1,2-Dichloroethene	1.0	U	1.0	0.17
10061-01-5	cis-1,3-Dichloropropene	1.0	U	1.0	0.14
124-48-1	Dibromochloromethane	1.0	U	1.0	0.18
74-95-3	Dibromomethane	1.0	U	1.0	0.28
75-71-8	Dichlorodifluoromethane	1.0	U	1.0	0.31
108-20-3	Diisopropyl ether	5.0	U	5.0	1.5
100-41-4	Ethylbenzene	1.0	U	1.0	0.17
637-92-3	Ethyl-t-butyl ether (ETBE)	5.0	U	5.0	0.11
87-68-3	Hexachlorobutadiene	1.0	U	1.0	0.30
98-82-8	Isopropylbenzene	1.0	U	1.0	0.13
1634-04-4	Methyl tert-butyl ether	1.0	U	1.0	0.17
75-09-2	Methylene Chloride	1.0	U	1.0	0.33
179601-23-1	m-Xylene & p-Xylene	0.98	J	2.0	0.24
91-20-3	Naphthalene	0.33	J	1.0	0.24
104-51-8	n-Butylbenzene	1.0	U	1.0	0.12
103-65-1	n-Propylbenzene	1.0	U	1.0	0.14
95-47-6	o-Xylene	0.58	J	1.0	0.14
99-87-6	p-Isopropyltoluene	1.0	U	1.0	0.12
135-98-8	sec-Butylbenzene	1.0	U	1.0	0.13
100-42-5	Styrene	1.0	U	1.0	0.11
994-05-8	Tert-amyl-methyl ether (TAME)	5.0	U	5.0	0.067
75-65-0	tert-Butyl alcohol	20	U	20	3.9
98-06-6	tert-Butylbenzene	1.0	U	1.0	0.13
127-18-4	Tetrachloroethene	1.0	U	1.0	0.29
108-88-3	Toluene	1.7		1.0	0.13
156-60-5	trans-1,2-Dichloroethene	1.0	U	1.0	0.19
10061-02-6	trans-1,3-Dichloropropene	1.0	U	1.0	0.19
79-01-6	Trichloroethene	0.41	J	1.0	0.17
75-69-4	Trichlorofluoromethane	1.0	U	1.0	0.21
108-05-4	Vinyl acetate	2.0	U	2.0	0.19
75-01-4	Vinyl chloride	0.50	U	0.50	0.22

FORM I
GC/MS VOA ORGANICS ANALYSIS DATA SHEET

Lab Name: TestAmerica Canton | Job No.: 240-39266-1

SDG No.:

Client Sample ID: EL-SW01A-070714 | Lab Sample ID: 240-39266-37

Matrix: Water | Lab File ID: UX944834.D

Analysis Method: 8260B | Date Collected: 07/07/2014 08:24

Sample wt/vol: 5(mL) | Date Analyzed: 07/10/2014 01:54

Soil Aliquot Vol: | Dilution Factor: 1

Soil Extract Vol.: | GC Column: DB-624 ID: 0.18(mm)

% Moisture: | Level: (low/med) Low

Analysis Batch No.: 137882 | Units: ug/L

CAS NO.	COMPOUND NAME	RESULT	Q	RL	MDL
1330-20-7	Xylenes, Total	1.6	J	2.0	0.14

CAS NO.	SURROGATE	%REC	Q	LIMITS
17060-07-0	1,2-Dichloroethane-d4 (Surr)	91		63-129
460-00-4	4-Bromofluorobenzene (Surr)	85		66-120
1868-53-7	Dibromofluoromethane (Surr)	98		75-121
2037-26-5	Toluene-d8 (Surr)	98		74-120

FORM I
GC/MS VOA ORGANICS ANALYSIS DATA SHEET

Lab Name: TestAmerica Canton | Job No.: 240-39266-1

SDG No.:

Client Sample ID: EL-SW01B-070714 | Lab Sample ID: 240-39266-38

Matrix: Water | Lab File ID: UX944835.D

Analysis Method: 8260B | Date Collected: 07/07/2014 08:27

Sample wt/vol: 5(mL) | Date Analyzed: 07/10/2014 02:17

Soil Aliquot Vol: | Dilution Factor: 1

Soil Extract Vol.: | GC Column: DB-624 ID: 0.18(mm)

% Moisture: | Level: (low/med) Low

Analysis Batch No.: 137882 | Units: ug/L

CAS NO.	COMPOUND NAME	RESULT	Q	RL	MDL
630-20-6	1,1,1,2-Tetrachloroethane	1.0	U	1.0	0.23
71-55-6	1,1,1-Trichloroethane	1.0	U	1.0	0.22
79-34-5	1,1,2,2-Tetrachloroethane	1.0	U	1.0	0.18
76-13-1	1,1,2-Trichloro-1,2,2-trichfluoroeth ane	1.0	U	1.0	0.28
75-34-3	1,1-Dichloroethane	1.0	U	1.0	0.15
75-35-4	1,1-Dichloroethene	1.0	U	1.0	0.19
563-58-6	1,1-Dichloropropene	1.0	U	1.0	0.13
87-61-6	1,2,3-Trichlorobenzene	1.0	U	1.0	0.17
96-18-4	1,2,3-Trichloropropane	1.0	U	1.0	0.43
526-73-8	1,2,3-Trimethylbenzene	5.0	U	5.0	0.0059
120-82-1	1,2,4-Trichlorobenzene	1.0	U	1.0	0.15
95-63-6	1,2,4-Trimethylbenzene	0.37	J	1.0	0.12
96-12-8	1,2-Dibromo-3-Chloropropane	5.0	U	5.0	0.67
106-93-4	1,2-Dibromoethane	1.0	U	1.0	0.24
95-50-1	1,2-Dichlorobenzene	1.0	U	1.0	0.13
107-06-2	1,2-Dichloroethane	1.0	U	1.0	0.22
78-87-5	1,2-Dichloropropane	1.0	U	1.0	0.18
541-73-1	1,3-Dichlorobenzene	1.0	U	1.0	0.14
142-28-9	1,3-Dichloropropane	1.0	U	1.0	0.16
106-46-7	1,4-Dichlorobenzene	1.0	U	1.0	0.13
594-20-7	2,2-Dichloropropane	1.0	U	1.0	0.13
78-93-3	2-Butanone	5.0	U	5.0	0.57
110-75-8	2-Chloroethyl vinyl ether	10	U	10	0.99
95-49-8	2-Chlorotoluene	1.0	U	1.0	0.11
591-78-6	2-Hexanone	5.0	U	5.0	0.41
106-43-4	4-Chlorotoluene	1.0	U	1.0	0.18
108-10-1	4-Methyl-2-pentanone	5.0	U	5.0	0.32
67-64-1	Acetone	5.0	U	5.0	1.1
71-43-2	Benzene	1.0	U	1.0	0.13
108-86-1	Bromobenzene	1.0	U	1.0	0.13
74-97-5	Bromochloromethane	1.0	U	1.0	0.29
75-27-4	Bromodichloromethane	1.0	U	1.0	0.15
75-25-2	Bromoform	1.0	U	1.0	0.64
74-83-9	Bromomethane	1.0	U	1.0	0.41
75-15-0	Carbon disulfide	1.0	U	1.0	0.13

FORM I
GC/MS VOA ORGANICS ANALYSIS DATA SHEET

Lab Name: TestAmerica Canton | Job No.: 240-39266-1

SDG No.:

Client Sample ID: EL-SW01B-070714 | Lab Sample ID: 240-39266-38

Matrix: Water | Lab File ID: UX944835.D

Analysis Method: 8260B | Date Collected: 07/07/2014 08:27

Sample wt/vol: 5(mL) | Date Analyzed: 07/10/2014 02:17

Soil Aliquot Vol: | Dilution Factor: 1

Soil Extract Vol.: | GC Column: DB-624 ID: 0.18(mm)

% Moisture: | Level: (low/med) Low

Analysis Batch No.: 137882 | Units: ug/L

CAS NO.	COMPOUND NAME	RESULT	Q	RL	MDL
56-23-5	Carbon tetrachloride	1.0	U	1.0	0.13
108-90-7	Chlorobenzene	1.0	U	1.0	0.15
75-00-3	Chloroethane	1.0	U	1.0	0.29
67-66-3	Chloroform	1.0	U	1.0	0.16
74-87-3	Chloromethane	1.0	U	1.0	0.30
156-59-2	cis-1,2-Dichloroethene	1.0	U	1.0	0.17
10061-01-5	cis-1,3-Dichloropropene	1.0	U	1.0	0.14
124-48-1	Dibromochloromethane	1.0	U	1.0	0.18
74-95-3	Dibromomethane	1.0	U	1.0	0.28
75-71-8	Dichlorodifluoromethane	1.0	U	1.0	0.31
108-20-3	Diisopropyl ether	5.0	U	5.0	1.5
100-41-4	Ethylbenzene	1.0	U	1.0	0.17
637-92-3	Ethyl-t-butyl ether (ETBE)	5.0	U	5.0	0.11
87-68-3	Hexachlorobutadiene	1.0	U	1.0	0.30
98-82-8	Isopropylbenzene	1.0	U	1.0	0.13
1634-04-4	Methyl tert-butyl ether	1.0	U	1.0	0.17
75-09-2	Methylene Chloride	1.0	U	1.0	0.33
179601-23-1	m-Xylene & p-Xylene	0.67	J	2.0	0.24
91-20-3	Naphthalene	1.0	U	1.0	0.24
104-51-8	n-Butylbenzene	1.0	U	1.0	0.12
103-65-1	n-Propylbenzene	1.0	U	1.0	0.14
95-47-6	o-Xylene	0.32	J	1.0	0.14
99-87-6	p-Isopropyltoluene	1.0	U	1.0	0.12
135-98-8	sec-Butylbenzene	1.0	U	1.0	0.13
100-42-5	Styrene	1.0	U	1.0	0.11
994-05-8	Tert-amyl-methyl ether (TAME)	5.0	U	5.0	0.067
75-65-0	tert-Butyl alcohol	20	U	20	3.9
98-06-6	tert-Butylbenzene	1.0	U	1.0	0.13
127-18-4	Tetrachloroethene	1.0	U	1.0	0.29
108-88-3	Toluene	1.1		1.0	0.13
156-60-5	trans-1,2-Dichloroethene	1.0	U	1.0	0.19
10061-02-6	trans-1,3-Dichloropropene	1.0	U	1.0	0.19
79-01-6	Trichloroethene	0.39	J	1.0	0.17
75-69-4	Trichlorofluoromethane	1.0	U	1.0	0.21
108-05-4	Vinyl acetate	2.0	U	2.0	0.19
75-01-4	Vinyl chloride	0.50	U	0.50	0.22

FORM I
GC/MS VOA ORGANICS ANALYSIS DATA SHEET

Lab Name: TestAmerica Canton | Job No.: 240-39266-1

SDG No.:

Client Sample ID: EL-SW01B-070714 | Lab Sample ID: 240-39266-38

Matrix: Water | Lab File ID: UX944835.D

Analysis Method: 8260B | Date Collected: 07/07/2014 08:27

Sample wt/vol: 5(mL) | Date Analyzed: 07/10/2014 02:17

Soil Aliquot Vol: | Dilution Factor: 1

Soil Extract Vol.: | GC Column: DB-624 ID: 0.18(mm)

% Moisture: | Level: (low/med) Low

Analysis Batch No.: 137882 | Units: ug/L

CAS NO.	COMPOUND NAME	RESULT	Q	RL	MDL
1330-20-7	Xylenes, Total	0.99	J	2.0	0.14

CAS NO.	SURROGATE	%REC	Q	LIMITS
17060-07-0	1,2-Dichloroethane-d4 (Surr)	86		63-129
460-00-4	4-Bromofluorobenzene (Surr)	88		66-120
1868-53-7	Dibromofluoromethane (Surr)	93		75-121
2037-26-5	Toluene-d8 (Surr)	97		74-120

FORM I
GC/MS VOA ORGANICS ANALYSIS DATA SHEET

Lab Name: TestAmerica Canton | Job No.: 240-39266-1

SDG No.:

Client Sample ID: EL-SW01C-070714 | Lab Sample ID: 240-39266-39

Matrix: Water | Lab File ID: UX944836.D

Analysis Method: 8260B | Date Collected: 07/07/2014 08:29

Sample wt/vol: 5(mL) | Date Analyzed: 07/10/2014 02:40

Soil Aliquot Vol: | Dilution Factor: 1

Soil Extract Vol.: | GC Column: DB-624 ID: 0.18(mm)

% Moisture: | Level: (low/med) Low

Analysis Batch No.: 137882 | Units: ug/L

CAS NO.	COMPOUND NAME	RESULT	Q	RL	MDL
630-20-6	1,1,1,2-Tetrachloroethane	1.0	U	1.0	0.23
71-55-6	1,1,1-Trichloroethane	1.0	U	1.0	0.22
79-34-5	1,1,2,2-Tetrachloroethane	1.0	U	1.0	0.18
76-13-1	1,1,2-Trichloro-1,2,2-trichfluoroeth ane	1.0	U	1.0	0.28
75-34-3	1,1-Dichloroethane	1.0	U	1.0	0.15
75-35-4	1,1-Dichloroethene	1.0	U	1.0	0.19
563-58-6	1,1-Dichloropropene	1.0	U	1.0	0.13
87-61-6	1,2,3-Trichlorobenzene	1.0	U	1.0	0.17
96-18-4	1,2,3-Trichloropropane	1.0	U	1.0	0.43
526-73-8	1,2,3-Trimethylbenzene	5.0	U	5.0	0.0059
120-82-1	1,2,4-Trichlorobenzene	1.0	U	1.0	0.15
95-63-6	1,2,4-Trimethylbenzene	1.0	U	1.0	0.12
96-12-8	1,2-Dibromo-3-Chloropropane	5.0	U	5.0	0.67
106-93-4	1,2-Dibromoethane	1.0	U	1.0	0.24
95-50-1	1,2-Dichlorobenzene	1.0	U	1.0	0.13
107-06-2	1,2-Dichloroethane	1.0	U	1.0	0.22
78-87-5	1,2-Dichloropropane	1.0	U	1.0	0.18
541-73-1	1,3-Dichlorobenzene	1.0	U	1.0	0.14
142-28-9	1,3-Dichloropropane	1.0	U	1.0	0.16
106-46-7	1,4-Dichlorobenzene	1.0	U	1.0	0.13
594-20-7	2,2-Dichloropropane	1.0	U	1.0	0.13
78-93-3	2-Butanone	5.0	U	5.0	0.57
110-75-8	2-Chloroethyl vinyl ether	10	U	10	0.99
95-49-8	2-Chlorotoluene	1.0	U	1.0	0.11
591-78-6	2-Hexanone	5.0	U	5.0	0.41
106-43-4	4-Chlorotoluene	1.0	U	1.0	0.18
108-10-1	4-Methyl-2-pentanone	5.0	U	5.0	0.32
67-64-1	Acetone	5.0	U	5.0	1.1
71-43-2	Benzene	1.0	U	1.0	0.13
108-86-1	Bromobenzene	1.0	U	1.0	0.13
74-97-5	Bromochloromethane	1.0	U	1.0	0.29
75-27-4	Bromodichloromethane	1.0	U	1.0	0.15
75-25-2	Bromoform	1.0	U	1.0	0.64
74-83-9	Bromomethane	1.0	U	1.0	0.41
75-15-0	Carbon disulfide	1.0	U	1.0	0.13

FORM I
GC/MS VOA ORGANICS ANALYSIS DATA SHEET

Lab Name: TestAmerica Canton | Job No.: 240-39266-1

SDG No.:

Client Sample ID: EL-SW01C-070714 | Lab Sample ID: 240-39266-39

Matrix: Water | Lab File ID: UX944836.D

Analysis Method: 8260B | Date Collected: 07/07/2014 08:29

Sample wt/vol: 5(mL) | Date Analyzed: 07/10/2014 02:40

Soil Aliquot Vol: | Dilution Factor: 1

Soil Extract Vol.: | GC Column: DB-624 ID: 0.18(mm)

% Moisture: | Level: (low/med) Low

Analysis Batch No.: 137882 | Units: ug/L

CAS NO.	COMPOUND NAME	RESULT	Q	RL	MDL
56-23-5	Carbon tetrachloride	1.0	U	1.0	0.13
108-90-7	Chlorobenzene	1.0	U	1.0	0.15
75-00-3	Chloroethane	1.0	U	1.0	0.29
67-66-3	Chloroform	1.0	U	1.0	0.16
74-87-3	Chloromethane	1.0	U	1.0	0.30
156-59-2	cis-1,2-Dichloroethene	1.0	U	1.0	0.17
10061-01-5	cis-1,3-Dichloropropene	1.0	U	1.0	0.14
124-48-1	Dibromochloromethane	1.0	U	1.0	0.18
74-95-3	Dibromomethane	1.0	U	1.0	0.28
75-71-8	Dichlorodifluoromethane	1.0	U	1.0	0.31
108-20-3	Diisopropyl ether	5.0	U	5.0	1.5
100-41-4	Ethylbenzene	1.0	U	1.0	0.17
637-92-3	Ethyl-t-butyl ether (ETBE)	5.0	U	5.0	0.11
87-68-3	Hexachlorobutadiene	1.0	U	1.0	0.30
98-82-8	Isopropylbenzene	1.0	U	1.0	0.13
1634-04-4	Methyl tert-butyl ether	1.0	U	1.0	0.17
75-09-2	Methylene Chloride	1.0	U	1.0	0.33
179601-23-1	m-Xylene & p-Xylene	2.0	U	2.0	0.24
91-20-3	Naphthalene	1.0	U	1.0	0.24
104-51-8	n-Butylbenzene	1.0	U	1.0	0.12
103-65-1	n-Propylbenzene	1.0	U	1.0	0.14
95-47-6	o-Xylene	1.0	U	1.0	0.14
99-87-6	p-Isopropyltoluene	1.0	U	1.0	0.12
135-98-8	sec-Butylbenzene	1.0	U	1.0	0.13
100-42-5	Styrene	1.0	U	1.0	0.11
994-05-8	Tert-amyl-methyl ether (TAME)	5.0	U	5.0	0.067
75-65-0	tert-Butyl alcohol	20	U	20	3.9
98-06-6	tert-Butylbenzene	1.0	U	1.0	0.13
127-18-4	Tetrachloroethene	1.0	U	1.0	0.29
108-88-3	Toluene	1.0	U	1.0	0.13
156-60-5	trans-1,2-Dichloroethene	1.0	U	1.0	0.19
10061-02-6	trans-1,3-Dichloropropene	1.0	U	1.0	0.19
79-01-6	Trichloroethene	0.37	J	1.0	0.17
75-69-4	Trichlorofluoromethane	1.0	U	1.0	0.21
108-05-4	Vinyl acetate	2.0	U	2.0	0.19
75-01-4	Vinyl chloride	0.50	U	0.50	0.22

FORM I
GC/MS VOA ORGANICS ANALYSIS DATA SHEET

Lab Name: TestAmerica Canton | Job No.: 240-39266-1

SDG No.:

Client Sample ID: EL-SW01C-070714 | Lab Sample ID: 240-39266-39

Matrix: Water | Lab File ID: UX944836.D

Analysis Method: 8260B | Date Collected: 07/07/2014 08:29

Sample wt/vol: 5(mL) | Date Analyzed: 07/10/2014 02:40

Soil Aliquot Vol: | Dilution Factor: 1

Soil Extract Vol.: | GC Column: DB-624 ID: 0.18(mm)

% Moisture: | Level: (low/med) Low

Analysis Batch No.: 137882 | Units: ug/L

CAS NO.	COMPOUND NAME	RESULT	Q	RL	MDL
1330-20-7	Xylenes, Total	2.0	U	2.0	0.14

CAS NO.	SURROGATE	%REC	Q	LIMITS
17060-07-0	1,2-Dichloroethane-d4 (Surr)	86		63-129
460-00-4	4-Bromofluorobenzene (Surr)	84		66-120
1868-53-7	Dibromofluoromethane (Surr)	94		75-121
2037-26-5	Toluene-d8 (Surr)	98		74-120

FORM I
GC/MS VOA ORGANICS ANALYSIS DATA SHEET

Lab Name: TestAmerica Canton Job No.: 240-39266-1

SDG No.:

Client Sample ID: EL-SW01D-070714 Lab Sample ID: 240-39266-40

Matrix: Water Lab File ID: UX944837.D

Analysis Method: 8260B Date Collected: 07/07/2014 08:31

Sample wt/vol: 5(mL) Date Analyzed: 07/10/2014 03:14

Soil Aliquot Vol: Dilution Factor: 1

Soil Extract Vol.: GC Column: DB-624 ID: 0.18(mm)

% Moisture: Level: (low/med) Low

Analysis Batch No.: 137882 Units: ug/L

CAS NO.	COMPOUND NAME	RESULT	Q	RL	MDL
630-20-6	1,1,1,2-Tetrachloroethane	1.0	U	1.0	0.23
71-55-6	1,1,1-Trichloroethane	1.0	U	1.0	0.22
79-34-5	1,1,2,2-Tetrachloroethane	1.0	U	1.0	0.18
76-13-1	1,1,2-Trichloro-1,2,2-trichfluoroeth ane	1.0	U	1.0	0.28
75-34-3	1,1-Dichloroethane	1.0	U	1.0	0.15
75-35-4	1,1-Dichloroethene	1.0	U	1.0	0.19
563-58-6	1,1-Dichloropropene	1.0	U	1.0	0.13
87-61-6	1,2,3-Trichlorobenzene	1.0	U	1.0	0.17
96-18-4	1,2,3-Trichloropropane	1.0	U	1.0	0.43
526-73-8	1,2,3-Trimethylbenzene	5.0	U	5.0	0.0059
120-82-1	1,2,4-Trichlorobenzene	1.0	U	1.0	0.15
95-63-6	1,2,4-Trimethylbenzene	1.0	U	1.0	0.12
96-12-8	1,2-Dibromo-3-Chloropropane	5.0	U	5.0	0.67
106-93-4	1,2-Dibromoethane	1.0	U	1.0	0.24
95-50-1	1,2-Dichlorobenzene	1.0	U	1.0	0.13
107-06-2	1,2-Dichloroethane	1.0	U	1.0	0.22
78-87-5	1,2-Dichloropropane	1.0	U	1.0	0.18
541-73-1	1,3-Dichlorobenzene	1.0	U	1.0	0.14
142-28-9	1,3-Dichloropropane	1.0	U	1.0	0.16
106-46-7	1,4-Dichlorobenzene	1.0	U	1.0	0.13
594-20-7	2,2-Dichloropropane	1.0	U	1.0	0.13
78-93-3	2-Butanone	5.0	U	5.0	0.57
110-75-8	2-Chloroethyl vinyl ether	10	U	10	0.99
95-49-8	2-Chlorotoluene	1.0	U	1.0	0.11
591-78-6	2-Hexanone	5.0	U	5.0	0.41
106-43-4	4-Chlorotoluene	1.0	U	1.0	0.18
108-10-1	4-Methyl-2-pentanone	5.0	U	5.0	0.32
67-64-1	Acetone	5.0	U	5.0	1.1
71-43-2	Benzene	1.0	U	1.0	0.13
108-86-1	Bromobenzene	1.0	U	1.0	0.13
74-97-5	Bromochloromethane	1.0	U	1.0	0.29
75-27-4	Bromodichloromethane	1.0	U	1.0	0.15
75-25-2	Bromoform	1.0	U	1.0	0.64
74-83-9	Bromomethane	1.0	U	1.0	0.41
75-15-0	Carbon disulfide	1.0	U	1.0	0.13

FORM I
GC/MS VOA ORGANICS ANALYSIS DATA SHEET

Lab Name: TestAmerica Canton | Job No.: 240-39266-1

SDG No.:

Client Sample ID: EL-SW01D-070714 | Lab Sample ID: 240-39266-40

Matrix: Water | Lab File ID: UX944837.D

Analysis Method: 8260B | Date Collected: 07/07/2014 08:31

Sample wt/vol: 5(mL) | Date Analyzed: 07/10/2014 03:14

Soil Aliquot Vol: | Dilution Factor: 1

Soil Extract Vol.: | GC Column: DB-624 ID: 0.18(mm)

% Moisture: | Level: (low/med) Low

Analysis Batch No.: 137882 | Units: ug/L

CAS NO.	COMPOUND NAME	RESULT	Q	RL	MDL
56-23-5	Carbon tetrachloride	1.0	U	1.0	0.13
108-90-7	Chlorobenzene	1.0	U	1.0	0.15
75-00-3	Chloroethane	1.0	U	1.0	0.29
67-66-3	Chloroform	1.0	U	1.0	0.16
74-87-3	Chloromethane	1.0	U	1.0	0.30
156-59-2	cis-1,2-Dichloroethene	1.0	U	1.0	0.17
10061-01-5	cis-1,3-Dichloropropene	1.0	U	1.0	0.14
124-48-1	Dibromochloromethane	1.0	U	1.0	0.18
74-95-3	Dibromomethane	1.0	U	1.0	0.28
75-71-8	Dichlorodifluoromethane	1.0	U	1.0	0.31
108-20-3	Diisopropyl ether	5.0	U	5.0	1.5
100-41-4	Ethylbenzene	1.0	U	1.0	0.17
637-92-3	Ethyl-t-butyl ether (ETBE)	5.0	U	5.0	0.11
87-68-3	Hexachlorobutadiene	1.0	U	1.0	0.30
98-82-8	Isopropylbenzene	1.0	U	1.0	0.13
1634-04-4	Methyl tert-butyl ether	1.0	U	1.0	0.17
75-09-2	Methylene Chloride	1.0	U	1.0	0.33
179601-23-1	m-Xylene & p-Xylene	2.0	U	2.0	0.24
91-20-3	Naphthalene	1.0	U	1.0	0.24
104-51-8	n-Butylbenzene	1.0	U	1.0	0.12
103-65-1	n-Propylbenzene	1.0	U	1.0	0.14
95-47-6	o-Xylene	1.0	U	1.0	0.14
99-87-6	p-Isopropyltoluene	1.0	U	1.0	0.12
135-98-8	sec-Butylbenzene	1.0	U	1.0	0.13
100-42-5	Styrene	1.0	U	1.0	0.11
994-05-8	Tert-amyl-methyl ether (TAME)	5.0	U	5.0	0.067
75-65-0	tert-Butyl alcohol	20	U	20	3.9
98-06-6	tert-Butylbenzene	1.0	U	1.0	0.13
127-18-4	Tetrachloroethene	1.0	U	1.0	0.29
108-88-3	Toluene	0.34	J	1.0	0.13
156-60-5	trans-1,2-Dichloroethene	1.0	U	1.0	0.19
10061-02-6	trans-1,3-Dichloropropene	1.0	U	1.0	0.19
79-01-6	Trichloroethene	0.36	J	1.0	0.17
75-69-4	Trichlorofluoromethane	1.0	U	1.0	0.21
108-05-4	Vinyl acetate	2.0	U	2.0	0.19
75-01-4	Vinyl chloride	0.50	U	0.50	0.22

FORM I
GC/MS VOA ORGANICS ANALYSIS DATA SHEET

Lab Name: TestAmerica Canton | Job No.: 240-39266-1

SDG No.:

Client Sample ID: EL-SW01D-070714 | Lab Sample ID: 240-39266-40

Matrix: Water | Lab File ID: UX944837.D

Analysis Method: 8260B | Date Collected: 07/07/2014 08:31

Sample wt/vol: 5(mL) | Date Analyzed: 07/10/2014 03:14

Soil Aliquot Vol: | Dilution Factor: 1

Soil Extract Vol.: | GC Column: DB-624 ID: 0.18(mm)

% Moisture: | Level: (low/med) Low

Analysis Batch No.: 137882 | Units: ug/L

CAS NO.	COMPOUND NAME	RESULT	Q	RL	MDL
1330-20-7	Xylenes, Total	2.0	U	2.0	0.14

CAS NO.	SURROGATE	%REC	Q	LIMITS
17060-07-0	1,2-Dichloroethane-d4 (Surr)	88		63-129
460-00-4	4-Bromofluorobenzene (Surr)	85		66-120
1868-53-7	Dibromofluoromethane (Surr)	90		75-121
2037-26-5	Toluene-d8 (Surr)	97		74-120

FORM I

GC/MS VOA ORGANICS ANALYSIS DATA SHEET

Lab Name: TestAmerica Canton | Job No.: 240-39266-1

SDG No.:

Client Sample ID: MSA-SW37A-070714 | Lab Sample ID: 240-39266-1

Matrix: Water | Lab File ID: UXR4544.D

Analysis Method: 8260B | Date Collected: 07/07/2014 09:50

Sample wt/vol: 5(mL) | Date Analyzed: 07/09/2014 12:32

Soil Aliquot Vol: | Dilution Factor: 1

Soil Extract Vol.: | GC Column: DB-624 ID: 0.18(mm)

% Moisture: | Level: (low/med) Low

Analysis Batch No.: 137768 | Units: ug/L

CAS NO.	COMPOUND NAME	RESULT	Q	RL	MDL
630-20-6	1,1,1,2-Tetrachloroethane	1.0	U	1.0	0.23
71-55-6	1,1,1-Trichloroethane	1.0	U	1.0	0.22
79-34-5	1,1,2,2-Tetrachloroethane	1.0	U	1.0	0.18
76-13-1	1,1,2-Trichloro-1,2,2-trichfluoroeth ane	1.0	U	1.0	0.28
75-34-3	1,1-Dichloroethane	1.0	U	1.0	0.15
75-35-4	1,1-Dichloroethene	1.0	U	1.0	0.19
563-58-6	1,1-Dichloropropene	1.0	U	1.0	0.13
87-61-6	1,2,3-Trichlorobenzene	1.0	U	1.0	0.17
96-18-4	1,2,3-Trichloropropane	1.0	U	1.0	0.43
526-73-8	1,2,3-Trimethylbenzene	5.0	U	5.0	0.0059
120-82-1	1,2,4-Trichlorobenzene	1.0	U	1.0	0.15
95-63-6	1,2,4-Trimethylbenzene	0.19	J	1.0	0.12
96-12-8	1,2-Dibromo-3-Chloropropane	5.0	U	5.0	0.67
106-93-4	1,2-Dibromoethane	1.0	U	1.0	0.24
95-50-1	1,2-Dichlorobenzene	1.0	U	1.0	0.13
107-06-2	1,2-Dichloroethane	1.0	U	1.0	0.22
78-87-5	1,2-Dichloropropane	1.0	U	1.0	0.18
541-73-1	1,3-Dichlorobenzene	1.0	U	1.0	0.14
142-28-9	1,3-Dichloropropane	1.0	U	1.0	0.16
106-46-7	1,4-Dichlorobenzene	1.0	U	1.0	0.13
594-20-7	2,2-Dichloropropane	1.0	U	1.0	0.13
78-93-3	2-Butanone	5.0	U	5.0	0.57
110-75-8	2-Chloroethyl vinyl ether	10	U	10	0.99
95-49-8	2-Chlorotoluene	1.0	U	1.0	0.11
591-78-6	2-Hexanone	5.0	U	5.0	0.41
106-43-4	4-Chlorotoluene	1.0	U	1.0	0.18
108-10-1	4-Methyl-2-pentanone	5.0	U	5.0	0.32
67-64-1	Acetone	5.0	U	5.0	1.1
71-43-2	Benzene	0.17	J	1.0	0.13
108-86-1	Bromobenzene	1.0	U	1.0	0.13
74-97-5	Bromochloromethane	1.0	U	1.0	0.29
75-27-4	Bromodichloromethane	1.0	U	1.0	0.15
75-25-2	Bromoform	1.0	U	1.0	0.64
74-83-9	Bromomethane	1.0	U	1.0	0.41
75-15-0	Carbon disulfide	1.0	U	1.0	0.13

FORM I
GC/MS VOA ORGANICS ANALYSIS DATA SHEET

Lab Name: TestAmerica Canton | Job No.: 240-39266-1

SDG No.:

Client Sample ID: MSA-SW37A-070714 | Lab Sample ID: 240-39266-1

Matrix: Water | Lab File ID: UXR4544.D

Analysis Method: 8260B | Date Collected: 07/07/2014 09:50

Sample wt/vol: 5(mL) | Date Analyzed: 07/09/2014 12:32

Soil Aliquot Vol: | Dilution Factor: 1

Soil Extract Vol.: | GC Column: DB-624 ID: 0.18(mm)

% Moisture: | Level: (low/med) Low

Analysis Batch No.: 137768 | Units: ug/L

CAS NO.	COMPOUND NAME	RESULT	Q	RL	MDL
56-23-5	Carbon tetrachloride	1.0	U	1.0	0.13
108-90-7	Chlorobenzene	1.0	U	1.0	0.15
75-00-3	Chloroethane	1.0	U *	1.0	0.29
67-66-3	Chloroform	1.0	U	1.0	0.16
74-87-3	Chloromethane	1.0	U	1.0	0.30
156-59-2	cis-1,2-Dichloroethene	1.0	U	1.0	0.17
10061-01-5	cis-1,3-Dichloropropene	1.0	U	1.0	0.14
124-48-1	Dibromochloromethane	1.0	U	1.0	0.18
74-95-3	Dibromomethane	1.0	U	1.0	0.28
75-71-8	Dichlorodifluoromethane	1.0	U	1.0	0.31
108-20-3	Diisopropyl ether	5.0	U	5.0	1.5
100-41-4	Ethylbenzene	1.0	U	1.0	0.17
637-92-3	Ethyl-t-butyl ether (ETBE)	5.0	U	5.0	0.11
87-68-3	Hexachlorobutadiene	1.0	U	1.0	0.30
98-82-8	Isopropylbenzene	1.0	U	1.0	0.13
1634-04-4	Methyl tert-butyl ether	1.0	U	1.0	0.17
75-09-2	Methylene Chloride	1.0	U	1.0	0.33
179601-23-1	m-Xylene & p-Xylene	0.35	J	2.0	0.24
91-20-3	Naphthalene	1.0	U	1.0	0.24
104-51-8	n-Butylbenzene	1.0	U	1.0	0.12
103-65-1	n-Propylbenzene	1.0	U	1.0	0.14
95-47-6	o-Xylene	0.17	J	1.0	0.14
99-87-6	p-Isopropyltoluene	1.0	U	1.0	0.12
135-98-8	sec-Butylbenzene	1.0	U	1.0	0.13
100-42-5	Styrene	1.0	U	1.0	0.11
994-05-8	Tert-amyl-methyl ether (TAME)	5.0	U	5.0	0.067
75-65-0	tert-Butyl alcohol	20	U	20	3.9
98-06-6	tert-Butylbenzene	1.0	U	1.0	0.13
127-18-4	Tetrachloroethene	1.0	U	1.0	0.29
108-88-3	Toluene	0.79	J	1.0	0.13
156-60-5	trans-1,2-Dichloroethene	1.0	U	1.0	0.19
10061-02-6	trans-1,3-Dichloropropene	1.0	U	1.0	0.19
79-01-6	Trichloroethene	0.43	J	1.0	0.17
75-69-4	Trichlorofluoromethane	1.0	U	1.0	0.21
108-05-4	Vinyl acetate	2.0	U	2.0	0.19
75-01-4	Vinyl chloride	0.50	U	0.50	0.22

FORM I
GC/MS VOA ORGANICS ANALYSIS DATA SHEET

Lab Name: TestAmerica Canton | Job No.: 240-39266-1

SDG No.:

Client Sample ID: MSA-SW37A-070714 | Lab Sample ID: 240-39266-1

Matrix: Water | Lab File ID: UXR4544.D

Analysis Method: 8260B | Date Collected: 07/07/2014 09:50

Sample wt/vol: 5(mL) | Date Analyzed: 07/09/2014 12:32

Soil Aliquot Vol: | Dilution Factor: 1

Soil Extract Vol.: | GC Column: DB-624 ID: 0.18(mm)

% Moisture: | Level: (low/med) Low

Analysis Batch No.: 137768 | Units: ug/L

CAS NO.	COMPOUND NAME	RESULT	Q	RL	MDL
1330-20-7	Xylenes, Total	0.52	J	2.0	0.14

CAS NO.	SURROGATE	%REC	Q	LIMITS
17060-07-0	1,2-Dichloroethane-d4 (Surr)	86		63-129
460-00-4	4-Bromofluorobenzene (Surr)	69		66-120
1868-53-7	Dibromofluoromethane (Surr)	79		75-121
2037-26-5	Toluene-d8 (Surr)	78		74-120

FORM I
GC/MS VOA ORGANICS ANALYSIS DATA SHEET

Lab Name: TestAmerica Canton | Job No.: 240-39266-1

SDG No.:

Client Sample ID: MSA-SW37B-070714 | Lab Sample ID: 240-39266-2

Matrix: Water | Lab File ID: UXR4545.D

Analysis Method: 8260B | Date Collected: 07/07/2014 09:57

Sample wt/vol: 5(mL) | Date Analyzed: 07/09/2014 12:55

Soil Aliquot Vol: | Dilution Factor: 1

Soil Extract Vol.: | GC Column: DB-624 ID: 0.18(mm)

% Moisture: | Level: (low/med) Low

Analysis Batch No.: 137768 | Units: ug/L

CAS NO.	COMPOUND NAME	RESULT	Q	RL	MDL
630-20-6	1,1,1,2-Tetrachloroethane	1.0	U	1.0	0.23
71-55-6	1,1,1-Trichloroethane	1.0	U	1.0	0.22
79-34-5	1,1,2,2-Tetrachloroethane	1.0	U	1.0	0.18
76-13-1	1,1,2-Trichloro-1,2,2-trichfluoroeth ane	1.0	U	1.0	0.28
75-34-3	1,1-Dichloroethane	1.0	U	1.0	0.15
75-35-4	1,1-Dichloroethene	1.0	U	1.0	0.19
563-58-6	1,1-Dichloropropene	1.0	U	1.0	0.13
87-61-6	1,2,3-Trichlorobenzene	1.0	U	1.0	0.17
96-18-4	1,2,3-Trichloropropane	1.0	U	1.0	0.43
526-73-8	1,2,3-Trimethylbenzene	5.0	U	5.0	0.0059
120-82-1	1,2,4-Trichlorobenzene	1.0	U	1.0	0.15
95-63-6	1,2,4-Trimethylbenzene	0.20	J	1.0	0.12
96-12-8	1,2-Dibromo-3-Chloropropane	5.0	U	5.0	0.67
106-93-4	1,2-Dibromoethane	1.0	U	1.0	0.24
95-50-1	1,2-Dichlorobenzene	1.0	U	1.0	0.13
107-06-2	1,2-Dichloroethane	1.0	U	1.0	0.22
78-87-5	1,2-Dichloropropane	1.0	U	1.0	0.18
541-73-1	1,3-Dichlorobenzene	1.0	U	1.0	0.14
142-28-9	1,3-Dichloropropane	1.0	U	1.0	0.16
106-46-7	1,4-Dichlorobenzene	1.0	U	1.0	0.13
594-20-7	2,2-Dichloropropane	1.0	U	1.0	0.13
78-93-3	2-Butanone	5.0	U	5.0	0.57
110-75-8	2-Chloroethyl vinyl ether	10	U	10	0.99
95-49-8	2-Chlorotoluene	1.0	U	1.0	0.11
591-78-6	2-Hexanone	5.0	U	5.0	0.41
106-43-4	4-Chlorotoluene	1.0	U	1.0	0.18
108-10-1	4-Methyl-2-pentanone	5.0	U	5.0	0.32
67-64-1	Acetone	5.0	U	5.0	1.1
71-43-2	Benzene	0.18	J	1.0	0.13
108-86-1	Bromobenzene	1.0	U	1.0	0.13
74-97-5	Bromochloromethane	1.0	U	1.0	0.29
75-27-4	Bromodichloromethane	1.0	U	1.0	0.15
75-25-2	Bromoform	1.0	U	1.0	0.64
74-83-9	Bromomethane	1.0	U	1.0	0.41
75-15-0	Carbon disulfide	1.0	U	1.0	0.13

FORM I
GC/MS VOA ORGANICS ANALYSIS DATA SHEET

Lab Name: TestAmerica Canton Job No.: 240-39266-1

SDG No.:

Client Sample ID: MSA-SW37B-070714 Lab Sample ID: 240-39266-2

Matrix: Water Lab File ID: UXR4545.D

Analysis Method: 8260B Date Collected: 07/07/2014 09:57

Sample wt/vol: 5(mL) Date Analyzed: 07/09/2014 12:55

Soil Aliquot Vol: Dilution Factor: 1

Soil Extract Vol.: GC Column: DB-624 ID: 0.18(mm)

% Moisture: Level: (low/med) Low

Analysis Batch No.: 137768 Units: ug/L

CAS NO.	COMPOUND NAME	RESULT	Q	RL	MDL
56-23-5	Carbon tetrachloride	1.0	U	1.0	0.13
108-90-7	Chlorobenzene	1.0	U	1.0	0.15
75-00-3	Chloroethane	1.0	U *	1.0	0.29
67-66-3	Chloroform	1.0	U	1.0	0.16
74-87-3	Chloromethane	1.0	U	1.0	0.30
156-59-2	cis-1,2-Dichloroethene	0.20	J	1.0	0.17
10061-01-5	cis-1,3-Dichloropropene	1.0	U	1.0	0.14
124-48-1	Dibromochloromethane	1.0	U	1.0	0.18
74-95-3	Dibromomethane	1.0	U	1.0	0.28
75-71-8	Dichlorodifluoromethane	1.0	U	1.0	0.31
108-20-3	Diisopropyl ether	5.0	U	5.0	1.5
100-41-4	Ethylbenzene	1.0	U	1.0	0.17
637-92-3	Ethyl-t-butyl ether (ETBE)	5.0	U	5.0	0.11
87-68-3	Hexachlorobutadiene	1.0	U	1.0	0.30
98-82-8	Isopropylbenzene	1.0	U	1.0	0.13
1634-04-4	Methyl tert-butyl ether	1.0	U	1.0	0.17
75-09-2	Methylene Chloride	1.0	U	1.0	0.33
179601-23-1	m-Xylene & p-Xylene	0.40	J	2.0	0.24
91-20-3	Naphthalene	1.0	U	1.0	0.24
104-51-8	n-Butylbenzene	1.0	U	1.0	0.12
103-65-1	n-Propylbenzene	1.0	U	1.0	0.14
95-47-6	o-Xylene	0.18	J	1.0	0.14
99-87-6	p-Isopropyltoluene	1.0	U	1.0	0.12
135-98-8	sec-Butylbenzene	1.0	U	1.0	0.13
100-42-5	Styrene	1.0	U	1.0	0.11
994-05-8	Tert-amyl-methyl ether (TAME)	5.0	U	5.0	0.067
75-65-0	tert-Butyl alcohol	20	U	20	3.9
98-06-6	tert-Butylbenzene	1.0	U	1.0	0.13
127-18-4	Tetrachloroethene	1.0	U	1.0	0.29
108-88-3	Toluene	0.93	J	1.0	0.13
156-60-5	trans-1,2-Dichloroethene	1.0	U	1.0	0.19
10061-02-6	trans-1,3-Dichloropropene	1.0	U	1.0	0.19
79-01-6	Trichloroethene	0.44	J	1.0	0.17
75-69-4	Trichlorofluoromethane	1.0	U	1.0	0.21
108-05-4	Vinyl acetate	2.0	U	2.0	0.19
75-01-4	Vinyl chloride	0.50	U	0.50	0.22

FORM I
GC/MS VOA ORGANICS ANALYSIS DATA SHEET

Lab Name: TestAmerica Canton | Job No.: 240-39266-1

SDG No.:

Client Sample ID: MSA-SW37B-070714 | Lab Sample ID: 240-39266-2

Matrix: Water | Lab File ID: UXR4545.D

Analysis Method: 8260B | Date Collected: 07/07/2014 09:57

Sample wt/vol: 5(mL) | Date Analyzed: 07/09/2014 12:55

Soil Aliquot Vol: | Dilution Factor: 1

Soil Extract Vol.: | GC Column: DB-624 ID: 0.18(mm)

% Moisture: | Level: (low/med) Low

Analysis Batch No.: 137768 | Units: ug/L

CAS NO.	COMPOUND NAME	RESULT	Q	RL	MDL
1330-20-7	Xylenes, Total	0.58	J	2.0	0.14

CAS NO.	SURROGATE	%REC	Q	LIMITS
17060-07-0	1,2-Dichloroethane-d4 (Surr)	84		63-129
460-00-4	4-Bromofluorobenzene (Surr)	69		66-120
1868-53-7	Dibromofluoromethane (Surr)	80		75-121
2037-26-5	Toluene-d8 (Surr)	81		74-120

FORM I

GC/MS VOA ORGANICS ANALYSIS DATA SHEET

Lab Name: TestAmerica Canton | Job No.: 240-39266-1

SDG No.:

Client Sample ID: MSA-SW37C-070714 | Lab Sample ID: 240-39266-3

Matrix: Water | Lab File ID: UXR4546.D

Analysis Method: 8260B | Date Collected: 07/07/2014 10:02

Sample wt/vol: 5(mL) | Date Analyzed: 07/09/2014 13:17

Soil Aliquot Vol: | Dilution Factor: 1

Soil Extract Vol.: | GC Column: DB-624 ID: 0.18(mm)

% Moisture: | Level: (low/med) Low

Analysis Batch No.: 137768 | Units: ug/L

CAS NO.	COMPOUND NAME	RESULT	Q	RL	MDL
630-20-6	1,1,1,2-Tetrachloroethane	1.0	U	1.0	0.23
71-55-6	1,1,1-Trichloroethane	1.0	U	1.0	0.22
79-34-5	1,1,2,2-Tetrachloroethane	1.0	U	1.0	0.18
76-13-1	1,1,2-Trichloro-1,2,2-trichfluoroeth ane	1.0	U	1.0	0.28
75-34-3	1,1-Dichloroethane	1.0	U	1.0	0.15
75-35-4	1,1-Dichloroethene	1.0	U	1.0	0.19
563-58-6	1,1-Dichloropropene	1.0	U	1.0	0.13
87-61-6	1,2,3-Trichlorobenzene	1.0	U	1.0	0.17
96-18-4	1,2,3-Trichloropropane	1.0	U	1.0	0.43
526-73-8	1,2,3-Trimethylbenzene	5.0	U	5.0	0.0059
120-82-1	1,2,4-Trichlorobenzene	1.0	U	1.0	0.15
95-63-6	1,2,4-Trimethylbenzene	0.28	J	1.0	0.12
96-12-8	1,2-Dibromo-3-Chloropropane	5.0	U	5.0	0.67
106-93-4	1,2-Dibromoethane	1.0	U	1.0	0.24
95-50-1	1,2-Dichlorobenzene	1.0	U	1.0	0.13
107-06-2	1,2-Dichloroethane	1.0	U	1.0	0.22
78-87-5	1,2-Dichloropropane	1.0	U	1.0	0.18
541-73-1	1,3-Dichlorobenzene	1.0	U	1.0	0.14
142-28-9	1,3-Dichloropropane	1.0	U	1.0	0.16
106-46-7	1,4-Dichlorobenzene	1.0	U	1.0	0.13
594-20-7	2,2-Dichloropropane	1.0	U	1.0	0.13
78-93-3	2-Butanone	5.0	U	5.0	0.57
110-75-8	2-Chloroethyl vinyl ether	10	U	10	0.99
95-49-8	2-Chlorotoluene	1.0	U	1.0	0.11
591-78-6	2-Hexanone	5.0	U	5.0	0.41
106-43-4	4-Chlorotoluene	1.0	U	1.0	0.18
108-10-1	4-Methyl-2-pentanone	5.0	U	5.0	0.32
67-64-1	Acetone	5.0	U	5.0	1.1
71-43-2	Benzene	0.26	J	1.0	0.13
108-86-1	Bromobenzene	1.0	U	1.0	0.13
74-97-5	Bromochloromethane	1.0	U	1.0	0.29
75-27-4	Bromodichloromethane	1.0	U	1.0	0.15
75-25-2	Bromoform	1.0	U	1.0	0.64
74-83-9	Bromomethane	1.0	U	1.0	0.41
75-15-0	Carbon disulfide	1.0	U	1.0	0.13

FORM I
GC/MS VOA ORGANICS ANALYSIS DATA SHEET

Lab Name: TestAmerica Canton | Job No.: 240-39266-1

SDG No.:

Client Sample ID: MSA-SW37C-070714 | Lab Sample ID: 240-39266-3

Matrix: Water | Lab File ID: UXR4546.D

Analysis Method: 8260B | Date Collected: 07/07/2014 10:02

Sample wt/vol: 5(mL) | Date Analyzed: 07/09/2014 13:17

Soil Aliquot Vol: | Dilution Factor: 1

Soil Extract Vol.: | GC Column: DB-624 ID: 0.18(mm)

% Moisture: | Level: (low/med) Low

Analysis Batch No.: 137768 | Units: ug/L

CAS NO.	COMPOUND NAME	RESULT	Q	RL	MDL
56-23-5	Carbon tetrachloride	1.0	U	1.0	0.13
108-90-7	Chlorobenzene	1.0	U	1.0	0.15
75-00-3	Chloroethane	1.0	U *	1.0	0.29
67-66-3	Chloroform	1.0	U	1.0	0.16
74-87-3	Chloromethane	1.0	U	1.0	0.30
156-59-2	cis-1,2-Dichloroethene	1.0	U	1.0	0.17
10061-01-5	cis-1,3-Dichloropropene	1.0	U	1.0	0.14
124-48-1	Dibromochloromethane	1.0	U	1.0	0.18
74-95-3	Dibromomethane	1.0	U	1.0	0.28
75-71-8	Dichlorodifluoromethane	1.0	U	1.0	0.31
108-20-3	Diisopropyl ether	5.0	U	5.0	1.5
100-41-4	Ethylbenzene	1.0	U	1.0	0.17
637-92-3	Ethyl-t-butyl ether (ETBE)	5.0	U	5.0	0.11
87-68-3	Hexachlorobutadiene	1.0	U	1.0	0.30
98-82-8	Isopropylbenzene	1.0	U	1.0	0.13
1634-04-4	Methyl tert-butyl ether	1.0	U	1.0	0.17
75-09-2	Methylene Chloride	1.0	U	1.0	0.33
179601-23-1	m-Xylene & p-Xylene	0.58	J	2.0	0.24
91-20-3	Naphthalene	1.0	U	1.0	0.24
104-51-8	n-Butylbenzene	1.0	U	1.0	0.12
103-65-1	n-Propylbenzene	1.0	U	1.0	0.14
95-47-6	o-Xylene	0.30	J	1.0	0.14
99-87-6	p-Isopropyltoluene	1.0	U	1.0	0.12
135-98-8	sec-Butylbenzene	1.0	U	1.0	0.13
100-42-5	Styrene	1.0	U	1.0	0.11
994-05-8	Tert-amyl-methyl ether (TAME)	5.0	U	5.0	0.067
75-65-0	tert-Butyl alcohol	20	U	20	3.9
98-06-6	tert-Butylbenzene	1.0	U	1.0	0.13
127-18-4	Tetrachloroethene	1.0	U	1.0	0.29
108-88-3	Toluene	1.3		1.0	0.13
156-60-5	trans-1,2-Dichloroethene	1.0	U	1.0	0.19
10061-02-6	trans-1,3-Dichloropropene	1.0	U	1.0	0.19
79-01-6	Trichloroethene	0.44	J	1.0	0.17
75-69-4	Trichlorofluoromethane	1.0	U	1.0	0.21
108-05-4	Vinyl acetate	2.0	U	2.0	0.19
75-01-4	Vinyl chloride	0.50	U	0.50	0.22

FORM I
GC/MS VOA ORGANICS ANALYSIS DATA SHEET

Lab Name: TestAmerica Canton | Job No.: 240-39266-1

SDG No.:

Client Sample ID: MSA-SW37C-070714 | Lab Sample ID: 240-39266-3

Matrix: Water | Lab File ID: UXR4546.D

Analysis Method: 8260B | Date Collected: 07/07/2014 10:02

Sample wt/vol: 5(mL) | Date Analyzed: 07/09/2014 13:17

Soil Aliquot Vol: | Dilution Factor: 1

Soil Extract Vol.: | GC Column: DB-624 ID: 0.18(mm)

% Moisture: | Level: (low/med) Low

Analysis Batch No.: 137768 | Units: ug/L

CAS NO.	COMPOUND NAME	RESULT	Q	RL	MDL
1330-20-7	Xylenes, Total	0.88	J	2.0	0.14

CAS NO.	SURROGATE	%REC	Q	LIMITS
17060-07-0	1,2-Dichloroethane-d4 (Surr)	84		63-129
460-00-4	4-Bromofluorobenzene (Surr)	72		66-120
1868-53-7	Dibromofluoromethane (Surr)	82		75-121
2037-26-5	Toluene-d8 (Surr)	80		74-120

FORM I
GC/MS VOA ORGANICS ANALYSIS DATA SHEET

Lab Name: TestAmerica Canton | Job No.: 240-39266-1

SDG No.:

Client Sample ID: MSA-SW37D-070714 | Lab Sample ID: 240-39266-4

Matrix: Water | Lab File ID: UXR4547.D

Analysis Method: 8260B | Date Collected: 07/07/2014 10:07

Sample wt/vol: 5(mL) | Date Analyzed: 07/09/2014 13:40

Soil Aliquot Vol: | Dilution Factor: 1

Soil Extract Vol.: | GC Column: DB-624 ID: 0.18(mm)

% Moisture: | Level: (low/med) Low

Analysis Batch No.: 137768 | Units: ug/L

CAS NO.	COMPOUND NAME	RESULT	Q	RL	MDL
630-20-6	1,1,1,2-Tetrachloroethane	1.0	U	1.0	0.23
71-55-6	1,1,1-Trichloroethane	1.0	U	1.0	0.22
79-34-5	1,1,2,2-Tetrachloroethane	1.0	U	1.0	0.18
76-13-1	1,1,2-Trichloro-1,2,2-trichfluoroeth ane	1.0	U	1.0	0.28
75-34-3	1,1-Dichloroethane	1.0	U	1.0	0.15
75-35-4	1,1-Dichloroethene	1.0	U	1.0	0.19
563-58-6	1,1-Dichloropropene	1.0	U	1.0	0.13
87-61-6	1,2,3-Trichlorobenzene	1.0	U	1.0	0.17
96-18-4	1,2,3-Trichloropropane	1.0	U	1.0	0.43
526-73-8	1,2,3-Trimethylbenzene	5.0	U	5.0	0.0059
120-82-1	1,2,4-Trichlorobenzene	1.0	U	1.0	0.15
95-63-6	1,2,4-Trimethylbenzene	1.0	U	1.0	0.12
96-12-8	1,2-Dibromo-3-Chloropropane	5.0	U	5.0	0.67
106-93-4	1,2-Dibromoethane	1.0	U	1.0	0.24
95-50-1	1,2-Dichlorobenzene	1.0	U	1.0	0.13
107-06-2	1,2-Dichloroethane	1.0	U	1.0	0.22
78-87-5	1,2-Dichloropropane	1.0	U	1.0	0.18
541-73-1	1,3-Dichlorobenzene	1.0	U	1.0	0.14
142-28-9	1,3-Dichloropropane	1.0	U	1.0	0.16
106-46-7	1,4-Dichlorobenzene	1.0	U	1.0	0.13
594-20-7	2,2-Dichloropropane	1.0	U	1.0	0.13
78-93-3	2-Butanone	5.0	U	5.0	0.57
110-75-8	2-Chloroethyl vinyl ether	10	U	10	0.99
95-49-8	2-Chlorotoluene	1.0	U	1.0	0.11
591-78-6	2-Hexanone	5.0	U	5.0	0.41
106-43-4	4-Chlorotoluene	1.0	U	1.0	0.18
108-10-1	4-Methyl-2-pentanone	5.0	U	5.0	0.32
67-64-1	Acetone	1.5	J	5.0	1.1
71-43-2	Benzene	1.0	U	1.0	0.13
108-86-1	Bromobenzene	1.0	U	1.0	0.13
74-97-5	Bromochloromethane	1.0	U	1.0	0.29
75-27-4	Bromodichloromethane	1.0	U	1.0	0.15
75-25-2	Bromoform	1.0	U	1.0	0.64
74-83-9	Bromomethane	1.0	U	1.0	0.41
75-15-0	Carbon disulfide	1.0	U	1.0	0.13

FORM I
GC/MS VOA ORGANICS ANALYSIS DATA SHEET

Lab Name: TestAmerica Canton | Job No.: 240-39266-1

SDG No.:

Client Sample ID: MSA-SW37D-070714 | Lab Sample ID: 240-39266-4

Matrix: Water | Lab File ID: UXR4547.D

Analysis Method: 8260B | Date Collected: 07/07/2014 10:07

Sample wt/vol: 5(mL) | Date Analyzed: 07/09/2014 13:40

Soil Aliquot Vol: | Dilution Factor: 1

Soil Extract Vol.: | GC Column: DB-624 ID: 0.18(mm)

% Moisture: | Level: (low/med) Low

Analysis Batch No.: 137768 | Units: ug/L

CAS NO.	COMPOUND NAME	RESULT	Q	RL	MDL
56-23-5	Carbon tetrachloride	1.0	U	1.0	0.13
108-90-7	Chlorobenzene	1.0	U	1.0	0.15
75-00-3	Chloroethane	1.0	U *	1.0	0.29
67-66-3	Chloroform	1.0	U	1.0	0.16
74-87-3	Chloromethane	1.0	U	1.0	0.30
156-59-2	cis-1,2-Dichloroethene	1.0	U	1.0	0.17
10061-01-5	cis-1,3-Dichloropropene	1.0	U	1.0	0.14
124-48-1	Dibromochloromethane	1.0	U	1.0	0.18
74-95-3	Dibromomethane	1.0	U	1.0	0.28
75-71-8	Dichlorodifluoromethane	1.0	U	1.0	0.31
108-20-3	Diisopropyl ether	5.0	U	5.0	1.5
100-41-4	Ethylbenzene	1.0	U	1.0	0.17
637-92-3	Ethyl-t-butyl ether (ETBE)	5.0	U	5.0	0.11
87-68-3	Hexachlorobutadiene	1.0	U	1.0	0.30
98-82-8	Isopropylbenzene	1.0	U	1.0	0.13
1634-04-4	Methyl tert-butyl ether	1.0	U	1.0	0.17
75-09-2	Methylene Chloride	1.0	U	1.0	0.33
179601-23-1	m-Xylene & p-Xylene	2.0	U	2.0	0.24
91-20-3	Naphthalene	1.0	U	1.0	0.24
104-51-8	n-Butylbenzene	1.0	U	1.0	0.12
103-65-1	n-Propylbenzene	1.0	U	1.0	0.14
95-47-6	o-Xylene	1.0	U	1.0	0.14
99-87-6	p-Isopropyltoluene	1.0	U	1.0	0.12
135-98-8	sec-Butylbenzene	1.0	U	1.0	0.13
100-42-5	Styrene	1.0	U	1.0	0.11
994-05-8	Tert-amyl-methyl ether (TAME)	5.0	U	5.0	0.067
75-65-0	tert-Butyl alcohol	20	U	20	3.9
98-06-6	tert-Butylbenzene	1.0	U	1.0	0.13
127-18-4	Tetrachloroethene	1.0	U	1.0	0.29
108-88-3	Toluene	1.0	U	1.0	0.13
156-60-5	trans-1,2-Dichloroethene	1.0	U	1.0	0.19
10061-02-6	trans-1,3-Dichloropropene	1.0	U	1.0	0.19
79-01-6	Trichloroethene	0.46	J	1.0	0.17
75-69-4	Trichlorofluoromethane	1.0	U	1.0	0.21
108-05-4	Vinyl acetate	2.0	U	2.0	0.19
75-01-4	Vinyl chloride	0.50	U	0.50	0.22

FORM I
GC/MS VOA ORGANICS ANALYSIS DATA SHEET

Lab Name: TestAmerica Canton | Job No.: 240-39266-1

SDG No.:

Client Sample ID: MSA-SW37D-070714 | Lab Sample ID: 240-39266-4

Matrix: Water | Lab File ID: UXR4547.D

Analysis Method: 8260B | Date Collected: 07/07/2014 10:07

Sample wt/vol: 5(mL) | Date Analyzed: 07/09/2014 13:40

Soil Aliquot Vol: | Dilution Factor: 1

Soil Extract Vol.: | GC Column: DB-624 ID: 0.18(mm)

% Moisture: | Level: (low/med) Low

Analysis Batch No.: 137768 | Units: ug/L

CAS NO.	COMPOUND NAME	RESULT	Q	RL	MDL
1330-20-7	Xylenes, Total	2.0	U	2.0	0.14

CAS NO.	SURROGATE	%REC	Q	LIMITS
17060-07-0	1,2-Dichloroethane-d4 (Surr)	85		63-129
460-00-4	4-Bromofluorobenzene (Surr)	70		66-120
1868-53-7	Dibromofluoromethane (Surr)	80		75-121
2037-26-5	Toluene-d8 (Surr)	80		74-120

FORM I
GC/MS VOA ORGANICS ANALYSIS DATA SHEET

Lab Name: TestAmerica Canton | Job No.: 240-39266-1

SDG No.:

Client Sample ID: MSA-SW38A-070714 | Lab Sample ID: 240-39266-5

Matrix: Water | Lab File ID: UXR4548.D

Analysis Method: 8260B | Date Collected: 07/07/2014 12:43

Sample wt/vol: 5(mL) | Date Analyzed: 07/09/2014 14:03

Soil Aliquot Vol: | Dilution Factor: 1

Soil Extract Vol.: | GC Column: DB-624 ID: 0.18(mm)

% Moisture: | Level: (low/med) Low

Analysis Batch No.: 137768 | Units: ug/L

CAS NO.	COMPOUND NAME	RESULT	Q	RL	MDL
630-20-6	1,1,1,2-Tetrachloroethane	1.0	U	1.0	0.23
71-55-6	1,1,1-Trichloroethane	1.0	U	1.0	0.22
79-34-5	1,1,2,2-Tetrachloroethane	1.0	U	1.0	0.18
76-13-1	1,1,2-Trichloro-1,2,2-trichfluoroeth ane	1.0	U	1.0	0.28
75-34-3	1,1-Dichloroethane	1.0	U	1.0	0.15
75-35-4	1,1-Dichloroethene	1.0	U	1.0	0.19
563-58-6	1,1-Dichloropropene	1.0	U	1.0	0.13
87-61-6	1,2,3-Trichlorobenzene	1.0	U	1.0	0.17
96-18-4	1,2,3-Trichloropropane	1.0	U	1.0	0.43
526-73-8	1,2,3-Trimethylbenzene	5.0	U	5.0	0.0059
120-82-1	1,2,4-Trichlorobenzene	1.0	U	1.0	0.15
95-63-6	1,2,4-Trimethylbenzene	0.20	J	1.0	0.12
96-12-8	1,2-Dibromo-3-Chloropropane	5.0	U	5.0	0.67
106-93-4	1,2-Dibromoethane	1.0	U	1.0	0.24
95-50-1	1,2-Dichlorobenzene	1.0	U	1.0	0.13
107-06-2	1,2-Dichloroethane	1.0	U	1.0	0.22
78-87-5	1,2-Dichloropropane	1.0	U	1.0	0.18
541-73-1	1,3-Dichlorobenzene	1.0	U	1.0	0.14
142-28-9	1,3-Dichloropropane	1.0	U	1.0	0.16
106-46-7	1,4-Dichlorobenzene	0.43	J	1.0	0.13
594-20-7	2,2-Dichloropropane	1.0	U	1.0	0.13
78-93-3	2-Butanone	5.0	U	5.0	0.57
110-75-8	2-Chloroethyl vinyl ether	10	U	10	0.99
95-49-8	2-Chlorotoluene	1.0	U	1.0	0.11
591-78-6	2-Hexanone	5.0	U	5.0	0.41
106-43-4	4-Chlorotoluene	1.0	U	1.0	0.18
108-10-1	4-Methyl-2-pentanone	5.0	U	5.0	0.32
67-64-1	Acetone	5.0	U	5.0	1.1
71-43-2	Benzene	0.21	J	1.0	0.13
108-86-1	Bromobenzene	1.0	U	1.0	0.13
74-97-5	Bromochloromethane	1.0	U	1.0	0.29
75-27-4	Bromodichloromethane	1.0	U	1.0	0.15
75-25-2	Bromoform	1.0	U	1.0	0.64
74-83-9	Bromomethane	1.0	U	1.0	0.41
75-15-0	Carbon disulfide	1.0	U	1.0	0.13

FORM I
GC/MS VOA ORGANICS ANALYSIS DATA SHEET

Lab Name: TestAmerica Canton | Job No.: 240-39266-1

SDG No.:

Client Sample ID: MSA-SW38A-070714 | Lab Sample ID: 240-39266-5

Matrix: Water | Lab File ID: UXR4548.D

Analysis Method: 8260B | Date Collected: 07/07/2014 12:43

Sample wt/vol: 5(mL) | Date Analyzed: 07/09/2014 14:03

Soil Aliquot Vol: | Dilution Factor: 1

Soil Extract Vol.: | GC Column: DB-624 ID: 0.18(mm)

% Moisture: | Level: (low/med) Low

Analysis Batch No.: 137768 | Units: ug/L

CAS NO.	COMPOUND NAME	RESULT	Q	RL	MDL
56-23-5	Carbon tetrachloride	1.0	U	1.0	0.13
108-90-7	Chlorobenzene	1.0	U	1.0	0.15
75-00-3	Chloroethane	1.0	U *	1.0	0.29
67-66-3	Chloroform	1.0	U	1.0	0.16
74-87-3	Chloromethane	1.0	U	1.0	0.30
156-59-2	cis-1,2-Dichloroethene	4.3		1.0	0.17
10061-01-5	cis-1,3-Dichloropropene	1.0	U	1.0	0.14
124-48-1	Dibromochloromethane	1.0	U	1.0	0.18
74-95-3	Dibromomethane	1.0	U	1.0	0.28
75-71-8	Dichlorodifluoromethane	1.0	U	1.0	0.31
108-20-3	Diisopropyl ether	5.0	U	5.0	1.5
100-41-4	Ethylbenzene	1.0	U	1.0	0.17
637-92-3	Ethyl-t-butyl ether (ETBE)	5.0	U	5.0	0.11
87-68-3	Hexachlorobutadiene	1.0	U	1.0	0.30
98-82-8	Isopropylbenzene	1.0	U	1.0	0.13
1634-04-4	Methyl tert-butyl ether	1.0	U	1.0	0.17
75-09-2	Methylene Chloride	1.0	U	1.0	0.33
179601-23-1	m-Xylene & p-Xylene	0.43	J	2.0	0.24
91-20-3	Naphthalene	1.0	U	1.0	0.24
104-51-8	n-Butylbenzene	1.0	U	1.0	0.12
103-65-1	n-Propylbenzene	1.0	U	1.0	0.14
95-47-6	o-Xylene	0.22	J	1.0	0.14
99-87-6	p-Isopropyltoluene	1.0	U	1.0	0.12
135-98-8	sec-Butylbenzene	1.0	U	1.0	0.13
100-42-5	Styrene	1.0	U	1.0	0.11
994-05-8	Tert-amyl-methyl ether (TAME)	5.0	U	5.0	0.067
75-65-0	tert-Butyl alcohol	20	U	20	3.9
98-06-6	tert-Butylbenzene	1.0	U	1.0	0.13
127-18-4	Tetrachloroethene	1.0	U	1.0	0.29
108-88-3	Toluene	0.96	J	1.0	0.13
156-60-5	trans-1,2-Dichloroethene	1.0	U	1.0	0.19
10061-02-6	trans-1,3-Dichloropropene	1.0	U	1.0	0.19
79-01-6	Trichloroethene	1.8		1.0	0.17
75-69-4	Trichlorofluoromethane	1.0	U	1.0	0.21
108-05-4	Vinyl acetate	2.0	U	2.0	0.19
75-01-4	Vinyl chloride	3.7		0.50	0.22

FORM I
GC/MS VOA ORGANICS ANALYSIS DATA SHEET

Lab Name: TestAmerica Canton | Job No.: 240-39266-1

SDG No.:

Client Sample ID: MSA-SW38A-070714 | Lab Sample ID: 240-39266-5

Matrix: Water | Lab File ID: UXR4548.D

Analysis Method: 8260B | Date Collected: 07/07/2014 12:43

Sample wt/vol: 5(mL) | Date Analyzed: 07/09/2014 14:03

Soil Aliquot Vol: | Dilution Factor: 1

Soil Extract Vol.: | GC Column: DB-624 ID: 0.18(mm)

% Moisture: | Level: (low/med) Low

Analysis Batch No.: 137768 | Units: ug/L

CAS NO.	COMPOUND NAME	RESULT	Q	RL	MDL
1330-20-7	Xylenes, Total	0.65	J	2.0	0.14

CAS NO.	SURROGATE	%REC	Q	LIMITS
17060-07-0	1,2-Dichloroethane-d4 (Surr)	84		63-129
460-00-4	4-Bromofluorobenzene (Surr)	70		66-120
1868-53-7	Dibromofluoromethane (Surr)	81		75-121
2037-26-5	Toluene-d8 (Surr)	80		74-120

FORM I
GC/MS VOA ORGANICS ANALYSIS DATA SHEET

Lab Name: TestAmerica Canton | Job No.: 240-39266-1

SDG No.:

Client Sample ID: MSA-SW38B-070714 | Lab Sample ID: 240-39266-6

Matrix: Water | Lab File ID: UXR4549.D

Analysis Method: 8260B | Date Collected: 07/07/2014 12:49

Sample wt/vol: 5(mL) | Date Analyzed: 07/09/2014 14:25

Soil Aliquot Vol: | Dilution Factor: 1

Soil Extract Vol.: | GC Column: DB-624 ID: 0.18(mm)

% Moisture: | Level: (low/med) Low

Analysis Batch No.: 137768 | Units: ug/L

CAS NO.	COMPOUND NAME	RESULT	Q	RL	MDL
630-20-6	1,1,1,2-Tetrachloroethane	1.0	U	1.0	0.23
71-55-6	1,1,1-Trichloroethane	1.0	U	1.0	0.22
79-34-5	1,1,2,2-Tetrachloroethane	1.0	U	1.0	0.18
76-13-1	1,1,2-Trichloro-1,2,2-trichfluoroeth ane	1.0	U	1.0	0.28
75-34-3	1,1-Dichloroethane	1.0	U	1.0	0.15
75-35-4	1,1-Dichloroethene	1.0	U	1.0	0.19
563-58-6	1,1-Dichloropropene	1.0	U	1.0	0.13
87-61-6	1,2,3-Trichlorobenzene	1.0	U	1.0	0.17
96-18-4	1,2,3-Trichloropropane	1.0	U	1.0	0.43
526-73-8	1,2,3-Trimethylbenzene	5.0	U	5.0	0.0059
120-82-1	1,2,4-Trichlorobenzene	1.0	U	1.0	0.15
95-63-6	1,2,4-Trimethylbenzene	1.0	U	1.0	0.12
96-12-8	1,2-Dibromo-3-Chloropropane	5.0	U	5.0	0.67
106-93-4	1,2-Dibromoethane	1.0	U	1.0	0.24
95-50-1	1,2-Dichlorobenzene	1.0	U	1.0	0.13
107-06-2	1,2-Dichloroethane	1.0	U	1.0	0.22
78-87-5	1,2-Dichloropropane	1.0	U	1.0	0.18
541-73-1	1,3-Dichlorobenzene	1.0	U	1.0	0.14
142-28-9	1,3-Dichloropropane	1.0	U	1.0	0.16
106-46-7	1,4-Dichlorobenzene	1.0	U	1.0	0.13
594-20-7	2,2-Dichloropropane	1.0	U	1.0	0.13
78-93-3	2-Butanone	5.0	U	5.0	0.57
110-75-8	2-Chloroethyl vinyl ether	10	U	10	0.99
95-49-8	2-Chlorotoluene	1.0	U	1.0	0.11
591-78-6	2-Hexanone	5.0	U	5.0	0.41
106-43-4	4-Chlorotoluene	1.0	U	1.0	0.18
108-10-1	4-Methyl-2-pentanone	5.0	U	5.0	0.32
67-64-1	Acetone	1.4	J	5.0	1.1
71-43-2	Benzene	1.0	U	1.0	0.13
108-86-1	Bromobenzene	1.0	U	1.0	0.13
74-97-5	Bromochloromethane	1.0	U	1.0	0.29
75-27-4	Bromodichloromethane	1.0	U	1.0	0.15
75-25-2	Bromoform	1.0	U	1.0	0.64
74-83-9	Bromomethane	1.0	U	1.0	0.41
75-15-0	Carbon disulfide	1.0	U	1.0	0.13

FORM I
GC/MS VOA ORGANICS ANALYSIS DATA SHEET

Lab Name: TestAmerica Canton | Job No.: 240-39266-1

SDG No.:

Client Sample ID: MSA-SW38B-070714 | Lab Sample ID: 240-39266-6

Matrix: Water | Lab File ID: UXR4549.D

Analysis Method: 8260B | Date Collected: 07/07/2014 12:49

Sample wt/vol: 5(mL) | Date Analyzed: 07/09/2014 14:25

Soil Aliquot Vol: | Dilution Factor: 1

Soil Extract Vol.: | GC Column: DB-624 ID: 0.18(mm)

% Moisture: | Level: (low/med) Low

Analysis Batch No.: 137768 | Units: ug/L

CAS NO.	COMPOUND NAME	RESULT	Q	RL	MDL
56-23-5	Carbon tetrachloride	1.0	U	1.0	0.13
108-90-7	Chlorobenzene	1.0	U	1.0	0.15
75-00-3	Chloroethane	1.0	U *	1.0	0.29
67-66-3	Chloroform	1.0	U	1.0	0.16
74-87-3	Chloromethane	1.0	U	1.0	0.30
156-59-2	cis-1,2-Dichloroethene	2.2		1.0	0.17
10061-01-5	cis-1,3-Dichloropropene	1.0	U	1.0	0.14
124-48-1	Dibromochloromethane	1.0	U	1.0	0.18
74-95-3	Dibromomethane	1.0	U	1.0	0.28
75-71-8	Dichlorodifluoromethane	1.0	U	1.0	0.31
108-20-3	Diisopropyl ether	5.0	U	5.0	1.5
100-41-4	Ethylbenzene	1.0	U	1.0	0.17
637-92-3	Ethyl-t-butyl ether (ETBE)	5.0	U	5.0	0.11
87-68-3	Hexachlorobutadiene	1.0	U	1.0	0.30
98-82-8	Isopropylbenzene	1.0	U	1.0	0.13
1634-04-4	Methyl tert-butyl ether	1.0	U	1.0	0.17
75-09-2	Methylene Chloride	1.0	U	1.0	0.33
179601-23-1	m-Xylene & p-Xylene	2.0	U	2.0	0.24
91-20-3	Naphthalene	1.0	U	1.0	0.24
104-51-8	n-Butylbenzene	1.0	U	1.0	0.12
103-65-1	n-Propylbenzene	1.0	U	1.0	0.14
95-47-6	o-Xylene	1.0	U	1.0	0.14
99-87-6	p-Isopropyltoluene	1.0	U	1.0	0.12
135-98-8	sec-Butylbenzene	1.0	U	1.0	0.13
100-42-5	Styrene	1.0	U	1.0	0.11
994-05-8	Tert-amyl-methyl ether (TAME)	5.0	U	5.0	0.067
75-65-0	tert-Butyl alcohol	20	U	20	3.9
98-06-6	tert-Butylbenzene	1.0	U	1.0	0.13
127-18-4	Tetrachloroethene	1.0	U	1.0	0.29
108-88-3	Toluene	1.0	U	1.0	0.13
156-60-5	trans-1,2-Dichloroethene	1.0	U	1.0	0.19
10061-02-6	trans-1,3-Dichloropropene	1.0	U	1.0	0.19
79-01-6	Trichloroethene	2.9		1.0	0.17
75-69-4	Trichlorofluoromethane	1.0	U	1.0	0.21
108-05-4	Vinyl acetate	2.0	U	2.0	0.19
75-01-4	Vinyl chloride	0.80		0.50	0.22

FORM I
GC/MS VOA ORGANICS ANALYSIS DATA SHEET

Lab Name: TestAmerica Canton | Job No.: 240-39266-1

SDG No.:

Client Sample ID: MSA-SW38B-070714 | Lab Sample ID: 240-39266-6

Matrix: Water | Lab File ID: UXR4549.D

Analysis Method: 8260B | Date Collected: 07/07/2014 12:49

Sample wt/vol: 5(mL) | Date Analyzed: 07/09/2014 14:25

Soil Aliquot Vol: | Dilution Factor: 1

Soil Extract Vol.: | GC Column: DB-624 ID: 0.18(mm)

% Moisture: | Level: (low/med) Low

Analysis Batch No.: 137768 | Units: ug/L

CAS NO.	COMPOUND NAME	RESULT	Q	RL	MDL
1330-20-7	Xylenes, Total	2.0	U	2.0	0.14

CAS NO.	SURROGATE	%REC	Q	LIMITS
17060-07-0	1,2-Dichloroethane-d4 (Surr)	86		63-129
460-00-4	4-Bromofluorobenzene (Surr)	69		66-120
1868-53-7	Dibromofluoromethane (Surr)	81		75-121
2037-26-5	Toluene-d8 (Surr)	80		74-120

FORM I
GC/MS VOA ORGANICS ANALYSIS DATA SHEET

Lab Name: TestAmerica Canton | Job No.: 240-39266-1

SDG No.:

Client Sample ID: MSA-SW38C-070714 | Lab Sample ID: 240-39266-7

Matrix: Water | Lab File ID: UXR4550.D

Analysis Method: 8260B | Date Collected: 07/07/2014 12:52

Sample wt/vol: 5(mL) | Date Analyzed: 07/09/2014 14:48

Soil Aliquot Vol: | Dilution Factor: 1

Soil Extract Vol.: | GC Column: DB-624 ID: 0.18(mm)

% Moisture: | Level: (low/med) Low

Analysis Batch No.: 137768 | Units: ug/L

CAS NO.	COMPOUND NAME	RESULT	Q	RL	MDL
630-20-6	1,1,1,2-Tetrachloroethane	1.0	U	1.0	0.23
71-55-6	1,1,1-Trichloroethane	1.0	U	1.0	0.22
79-34-5	1,1,2,2-Tetrachloroethane	1.0	U	1.0	0.18
76-13-1	1,1,2-Trichloro-1,2,2-trichfluoroeth ane	1.0	U	1.0	0.28
75-34-3	1,1-Dichloroethane	1.0	U	1.0	0.15
75-35-4	1,1-Dichloroethene	1.0	U	1.0	0.19
563-58-6	1,1-Dichloropropene	1.0	U	1.0	0.13
87-61-6	1,2,3-Trichlorobenzene	1.0	U	1.0	0.17
96-18-4	1,2,3-Trichloropropane	1.0	U	1.0	0.43
526-73-8	1,2,3-Trimethylbenzene	5.0	U	5.0	0.0059
120-82-1	1,2,4-Trichlorobenzene	1.0	U	1.0	0.15
95-63-6	1,2,4-Trimethylbenzene	1.0	U	1.0	0.12
96-12-8	1,2-Dibromo-3-Chloropropane	5.0	U	5.0	0.67
106-93-4	1,2-Dibromoethane	1.0	U	1.0	0.24
95-50-1	1,2-Dichlorobenzene	1.0	U	1.0	0.13
107-06-2	1,2-Dichloroethane	1.0	U	1.0	0.22
78-87-5	1,2-Dichloropropane	1.0	U	1.0	0.18
541-73-1	1,3-Dichlorobenzene	1.0	U	1.0	0.14
142-28-9	1,3-Dichloropropane	1.0	U	1.0	0.16
106-46-7	1,4-Dichlorobenzene	1.0	U	1.0	0.13
594-20-7	2,2-Dichloropropane	1.0	U	1.0	0.13
78-93-3	2-Butanone	5.0	U	5.0	0.57
110-75-8	2-Chloroethyl vinyl ether	10	U	10	0.99
95-49-8	2-Chlorotoluene	1.0	U	1.0	0.11
591-78-6	2-Hexanone	5.0	U	5.0	0.41
106-43-4	4-Chlorotoluene	1.0	U	1.0	0.18
108-10-1	4-Methyl-2-pentanone	5.0	U	5.0	0.32
67-64-1	Acetone	5.0	U	5.0	1.1
71-43-2	Benzene	1.0	U	1.0	0.13
108-86-1	Bromobenzene	1.0	U	1.0	0.13
74-97-5	Bromochloromethane	1.0	U	1.0	0.29
75-27-4	Bromodichloromethane	1.0	U	1.0	0.15
75-25-2	Bromoform	1.0	U	1.0	0.64
74-83-9	Bromomethane	1.0	U	1.0	0.41
75-15-0	Carbon disulfide	1.0	U	1.0	0.13

FORM I
GC/MS VOA ORGANICS ANALYSIS DATA SHEET

Lab Name: TestAmerica Canton | Job No.: 240-39266-1

SDG No.:

Client Sample ID: MSA-SW38C-070714 | Lab Sample ID: 240-39266-7

Matrix: Water | Lab File ID: UXR4550.D

Analysis Method: 8260B | Date Collected: 07/07/2014 12:52

Sample wt/vol: 5(mL) | Date Analyzed: 07/09/2014 14:48

Soil Aliquot Vol: | Dilution Factor: 1

Soil Extract Vol.: | GC Column: DB-624 ID: 0.18(mm)

% Moisture: | Level: (low/med) Low

Analysis Batch No.: 137768 | Units: ug/L

CAS NO.	COMPOUND NAME	RESULT	Q	RL	MDL
56-23-5	Carbon tetrachloride	1.0	U	1.0	0.13
108-90-7	Chlorobenzene	1.0	U	1.0	0.15
75-00-3	Chloroethane	1.0	U *	1.0	0.29
67-66-3	Chloroform	1.0	U	1.0	0.16
74-87-3	Chloromethane	1.0	U	1.0	0.30
156-59-2	cis-1,2-Dichloroethene	0.42	J	1.0	0.17
10061-01-5	cis-1,3-Dichloropropene	1.0	U	1.0	0.14
124-48-1	Dibromochloromethane	1.0	U	1.0	0.18
74-95-3	Dibromomethane	1.0	U	1.0	0.28
75-71-8	Dichlorodifluoromethane	1.0	U	1.0	0.31
108-20-3	Diisopropyl ether	5.0	U	5.0	1.5
100-41-4	Ethylbenzene	1.0	U	1.0	0.17
637-92-3	Ethyl-t-butyl ether (ETBE)	5.0	U	5.0	0.11
87-68-3	Hexachlorobutadiene	1.0	U	1.0	0.30
98-82-8	Isopropylbenzene	1.0	U	1.0	0.13
1634-04-4	Methyl tert-butyl ether	1.0	U	1.0	0.17
75-09-2	Methylene Chloride	1.0	U	1.0	0.33
179601-23-1	m-Xylene & p-Xylene	2.0	U	2.0	0.24
91-20-3	Naphthalene	1.0	U	1.0	0.24
104-51-8	n-Butylbenzene	1.0	U	1.0	0.12
103-65-1	n-Propylbenzene	1.0	U	1.0	0.14
95-47-6	o-Xylene	1.0	U	1.0	0.14
99-87-6	p-Isopropyltoluene	1.0	U	1.0	0.12
135-98-8	sec-Butylbenzene	1.0	U	1.0	0.13
100-42-5	Styrene	1.0	U	1.0	0.11
994-05-8	Tert-amyl-methyl ether (TAME)	5.0	U	5.0	0.067
75-65-0	tert-Butyl alcohol	20	U	20	3.9
98-06-6	tert-Butylbenzene	1.0	U	1.0	0.13
127-18-4	Tetrachloroethene	1.0	U	1.0	0.29
108-88-3	Toluene	1.0	U	1.0	0.13
156-60-5	trans-1,2-Dichloroethene	1.0	U	1.0	0.19
10061-02-6	trans-1,3-Dichloropropene	1.0	U	1.0	0.19
79-01-6	Trichloroethene	1.4		1.0	0.17
75-69-4	Trichlorofluoromethane	1.0	U	1.0	0.21
108-05-4	Vinyl acetate	2.0	U	2.0	0.19
75-01-4	Vinyl chloride	0.24	J	0.50	0.22

FORM I
GC/MS VOA ORGANICS ANALYSIS DATA SHEET

Lab Name: TestAmerica Canton | Job No.: 240-39266-1

SDG No.:

Client Sample ID: MSA-SW38C-070714 | Lab Sample ID: 240-39266-7

Matrix: Water | Lab File ID: UXR4550.D

Analysis Method: 8260B | Date Collected: 07/07/2014 12:52

Sample wt/vol: 5(mL) | Date Analyzed: 07/09/2014 14:48

Soil Aliquot Vol: | Dilution Factor: 1

Soil Extract Vol.: | GC Column: DB-624 ID: 0.18(mm)

% Moisture: | Level: (low/med) Low

Analysis Batch No.: 137768 | Units: ug/L

CAS NO.	COMPOUND NAME	RESULT	Q	RL	MDL
1330-20-7	Xylenes, Total	2.0	U	2.0	0.14

CAS NO.	SURROGATE	%REC	Q	LIMITS
17060-07-0	1,2-Dichloroethane-d4 (Surr)	89		63-129
460-00-4	4-Bromofluorobenzene (Surr)	74		66-120
1868-53-7	Dibromofluoromethane (Surr)	84		75-121
2037-26-5	Toluene-d8 (Surr)	84		74-120

FORM I
GC/MS VOA ORGANICS ANALYSIS DATA SHEET

Lab Name: TestAmerica Canton | Job No.: 240-39266-1

SDG No.:

Client Sample ID: MSA-SW38D-070714 | Lab Sample ID: 240-39266-8

Matrix: Water | Lab File ID: UXR4551.D

Analysis Method: 8260B | Date Collected: 07/07/2014 12:57

Sample wt/vol: 5(mL) | Date Analyzed: 07/09/2014 15:11

Soil Aliquot Vol: | Dilution Factor: 1

Soil Extract Vol.: | GC Column: DB-624 ID: 0.18(mm)

% Moisture: | Level: (low/med) Low

Analysis Batch No.: 137768 | Units: ug/L

CAS NO.	COMPOUND NAME	RESULT	Q	RL	MDL
630-20-6	1,1,1,2-Tetrachloroethane	1.0	U	1.0	0.23
71-55-6	1,1,1-Trichloroethane	1.0	U	1.0	0.22
79-34-5	1,1,2,2-Tetrachloroethane	1.0	U	1.0	0.18
76-13-1	1,1,2-Trichloro-1,2,2-trichfluoroeth ane	1.0	U	1.0	0.28
75-34-3	1,1-Dichloroethane	1.0	U	1.0	0.15
75-35-4	1,1-Dichloroethene	1.0	U	1.0	0.19
563-58-6	1,1-Dichloropropene	1.0	U	1.0	0.13
87-61-6	1,2,3-Trichlorobenzene	1.0	U	1.0	0.17
96-18-4	1,2,3-Trichloropropane	1.0	U	1.0	0.43
526-73-8	1,2,3-Trimethylbenzene	5.0	U	5.0	0.0059
120-82-1	1,2,4-Trichlorobenzene	1.0	U	1.0	0.15
95-63-6	1,2,4-Trimethylbenzene	1.0	U	1.0	0.12
96-12-8	1,2-Dibromo-3-Chloropropane	5.0	U	5.0	0.67
106-93-4	1,2-Dibromoethane	1.0	U	1.0	0.24
95-50-1	1,2-Dichlorobenzene	1.0	U	1.0	0.13
107-06-2	1,2-Dichloroethane	1.0	U	1.0	0.22
78-87-5	1,2-Dichloropropane	1.0	U	1.0	0.18
541-73-1	1,3-Dichlorobenzene	1.0	U	1.0	0.14
142-28-9	1,3-Dichloropropane	1.0	U	1.0	0.16
106-46-7	1,4-Dichlorobenzene	1.0	U	1.0	0.13
594-20-7	2,2-Dichloropropane	1.0	U	1.0	0.13
78-93-3	2-Butanone	5.0	U	5.0	0.57
110-75-8	2-Chloroethyl vinyl ether	10	U	10	0.99
95-49-8	2-Chlorotoluene	1.0	U	1.0	0.11
591-78-6	2-Hexanone	5.0	U	5.0	0.41
106-43-4	4-Chlorotoluene	1.0	U	1.0	0.18
108-10-1	4-Methyl-2-pentanone	5.0	U	5.0	0.32
67-64-1	Acetone	5.0	U	5.0	1.1
71-43-2	Benzene	1.0	U	1.0	0.13
108-86-1	Bromobenzene	1.0	U	1.0	0.13
74-97-5	Bromochloromethane	1.0	U	1.0	0.29
75-27-4	Bromodichloromethane	1.0	U	1.0	0.15
75-25-2	Bromoform	1.0	U	1.0	0.64
74-83-9	Bromomethane	1.0	U	1.0	0.41
75-15-0	Carbon disulfide	1.0	U	1.0	0.13

FORM I

GC/MS VOA ORGANICS ANALYSIS DATA SHEET

Lab Name: TestAmerica Canton Job No.: 240-39266-1

SDG No.:

Client Sample ID: MSA-SW38D-070714 Lab Sample ID: 240-39266-8

Matrix: Water Lab File ID: UXR4551.D

Analysis Method: 8260B Date Collected: 07/07/2014 12:57

Sample wt/vol: 5(mL) Date Analyzed: 07/09/2014 15:11

Soil Aliquot Vol: Dilution Factor: 1

Soil Extract Vol.: GC Column: DB-624 ID: 0.18(mm)

% Moisture: Level: (low/med) Low

Analysis Batch No.: 137768 Units: ug/L

CAS NO.	COMPOUND NAME	RESULT	Q	RL	MDL
56-23-5	Carbon tetrachloride	1.0	U	1.0	0.13
108-90-7	Chlorobenzene	1.0	U	1.0	0.15
75-00-3	Chloroethane	1.0	U *	1.0	0.29
67-66-3	Chloroform	1.0	U	1.0	0.16
74-87-3	Chloromethane	1.0	U	1.0	0.30
156-59-2	cis-1,2-Dichloroethene	0.55	J	1.0	0.17
10061-01-5	cis-1,3-Dichloropropene	1.0	U	1.0	0.14
124-48-1	Dibromochloromethane	1.0	U	1.0	0.18
74-95-3	Dibromomethane	1.0	U	1.0	0.28
75-71-8	Dichlorodifluoromethane	1.0	U	1.0	0.31
108-20-3	Diisopropyl ether	5.0	U	5.0	1.5
100-41-4	Ethylbenzene	1.0	U	1.0	0.17
637-92-3	Ethyl-t-butyl ether (ETBE)	5.0	U	5.0	0.11
87-68-3	Hexachlorobutadiene	1.0	U	1.0	0.30
98-82-8	Isopropylbenzene	1.0	U	1.0	0.13
1634-04-4	Methyl tert-butyl ether	1.0	U	1.0	0.17
75-09-2	Methylene Chloride	1.0	U	1.0	0.33
179601-23-1	m-Xylene & p-Xylene	2.0	U	2.0	0.24
91-20-3	Naphthalene	1.0	U	1.0	0.24
104-51-8	n-Butylbenzene	1.0	U	1.0	0.12
103-65-1	n-Propylbenzene	1.0	U	1.0	0.14
95-47-6	o-Xylene	1.0	U	1.0	0.14
99-87-6	p-Isopropyltoluene	1.0	U	1.0	0.12
135-98-8	sec-Butylbenzene	1.0	U	1.0	0.13
100-42-5	Styrene	1.0	U	1.0	0.11
994-05-8	Tert-amyl-methyl ether (TAME)	5.0	U	5.0	0.067
75-65-0	tert-Butyl alcohol	20	U	20	3.9
98-06-6	tert-Butylbenzene	1.0	U	1.0	0.13
127-18-4	Tetrachloroethene	1.0	U	1.0	0.29
108-88-3	Toluene	1.0	U	1.0	0.13
156-60-5	trans-1,2-Dichloroethene	1.0	U	1.0	0.19
10061-02-6	trans-1,3-Dichloropropene	1.0	U	1.0	0.19
79-01-6	Trichloroethene	2.9		1.0	0.17
75-69-4	Trichlorofluoromethane	1.0	U	1.0	0.21
108-05-4	Vinyl acetate	2.0	U	2.0	0.19
75-01-4	Vinyl chloride	0.26	J	0.50	0.22

FORM I
GC/MS VOA ORGANICS ANALYSIS DATA SHEET

Lab Name: TestAmerica Canton | Job No.: 240-39266-1

SDG No.:

Client Sample ID: MSA-SW38D-070714 | Lab Sample ID: 240-39266-8

Matrix: Water | Lab File ID: UXR4551.D

Analysis Method: 8260B | Date Collected: 07/07/2014 12:57

Sample wt/vol: 5(mL) | Date Analyzed: 07/09/2014 15:11

Soil Aliquot Vol: | Dilution Factor: 1

Soil Extract Vol.: | GC Column: DB-624 ID: 0.18(mm)

% Moisture: | Level: (low/med) Low

Analysis Batch No.: 137768 | Units: ug/L

CAS NO.	COMPOUND NAME	RESULT	Q	RL	MDL
1330-20-7	Xylenes, Total	2.0	U	2.0	0.14

CAS NO.	SURROGATE	%REC	Q	LIMITS
17060-07-0	1,2-Dichloroethane-d4 (Surr)	84		63-129
460-00-4	4-Bromofluorobenzene (Surr)	68		66-120
1868-53-7	Dibromofluoromethane (Surr)	81		75-121
2037-26-5	Toluene-d8 (Surr)	78		74-120

FORM I
GC/MS VOA ORGANICS ANALYSIS DATA SHEET

Lab Name: TestAmerica Canton | Job No.: 240-39266-1

SDG No.:

Client Sample ID: MSA-SW39A-070714 | Lab Sample ID: 240-39266-9

Matrix: Water | Lab File ID: UXR4552.D

Analysis Method: 8260B | Date Collected: 07/07/2014 08:45

Sample wt/vol: 5(mL) | Date Analyzed: 07/09/2014 15:33

Soil Aliquot Vol: | Dilution Factor: 1

Soil Extract Vol.: | GC Column: DB-624 ID: 0.18(mm)

% Moisture: | Level: (low/med) Low

Analysis Batch No.: 137768 | Units: ug/L

CAS NO.	COMPOUND NAME	RESULT	Q	RL	MDL
630-20-6	1,1,1,2-Tetrachloroethane	1.0	U	1.0	0.23
71-55-6	1,1,1-Trichloroethane	1.0	U	1.0	0.22
79-34-5	1,1,2,2-Tetrachloroethane	1.0	U	1.0	0.18
76-13-1	1,1,2-Trichloro-1,2,2-trichfluoroeth ane	1.0	U	1.0	0.28
75-34-3	1,1-Dichloroethane	1.0	U	1.0	0.15
75-35-4	1,1-Dichloroethene	1.0	U	1.0	0.19
563-58-6	1,1-Dichloropropene	1.0	U	1.0	0.13
87-61-6	1,2,3-Trichlorobenzene	1.0	U	1.0	0.17
96-18-4	1,2,3-Trichloropropane	1.0	U	1.0	0.43
526-73-8	1,2,3-Trimethylbenzene	5.0	U	5.0	0.0059
120-82-1	1,2,4-Trichlorobenzene	1.0	U	1.0	0.15
95-63-6	1,2,4-Trimethylbenzene	1.0	U	1.0	0.12
96-12-8	1,2-Dibromo-3-Chloropropane	5.0	U	5.0	0.67
106-93-4	1,2-Dibromoethane	1.0	U	1.0	0.24
95-50-1	1,2-Dichlorobenzene	1.0	U	1.0	0.13
107-06-2	1,2-Dichloroethane	1.0	U	1.0	0.22
78-87-5	1,2-Dichloropropane	1.0	U	1.0	0.18
541-73-1	1,3-Dichlorobenzene	1.0	U	1.0	0.14
142-28-9	1,3-Dichloropropane	1.0	U	1.0	0.16
106-46-7	1,4-Dichlorobenzene	1.0	U	1.0	0.13
594-20-7	2,2-Dichloropropane	1.0	U	1.0	0.13
78-93-3	2-Butanone	5.0	U	5.0	0.57
110-75-8	2-Chloroethyl vinyl ether	10	U	10	0.99
95-49-8	2-Chlorotoluene	1.0	U	1.0	0.11
591-78-6	2-Hexanone	5.0	U	5.0	0.41
106-43-4	4-Chlorotoluene	1.0	U	1.0	0.18
108-10-1	4-Methyl-2-pentanone	5.0	U	5.0	0.32
67-64-1	Acetone	5.0	U	5.0	1.1
71-43-2	Benzene	1.0	U	1.0	0.13
108-86-1	Bromobenzene	1.0	U	1.0	0.13
74-97-5	Bromochloromethane	1.0	U	1.0	0.29
75-27-4	Bromodichloromethane	1.0	U	1.0	0.15
75-25-2	Bromoform	1.0	U	1.0	0.64
74-83-9	Bromomethane	1.0	U	1.0	0.41
75-15-0	Carbon disulfide	1.0	U	1.0	0.13

FORM I
GC/MS VOA ORGANICS ANALYSIS DATA SHEET

Lab Name: TestAmerica Canton | Job No.: 240-39266-1

SDG No.:

Client Sample ID: MSA-SW39A-070714 | Lab Sample ID: 240-39266-9

Matrix: Water | Lab File ID: UXR4552.D

Analysis Method: 8260B | Date Collected: 07/07/2014 08:45

Sample wt/vol: 5(mL) | Date Analyzed: 07/09/2014 15:33

Soil Aliquot Vol: | Dilution Factor: 1

Soil Extract Vol.: | GC Column: DB-624 ID: 0.18(mm)

% Moisture: | Level: (low/med) Low

Analysis Batch No.: 137768 | Units: ug/L

CAS NO.	COMPOUND NAME	RESULT	Q	RL	MDL
56-23-5	Carbon tetrachloride	1.0	U	1.0	0.13
108-90-7	Chlorobenzene	1.0	U	1.0	0.15
75-00-3	Chloroethane	1.0	U *	1.0	0.29
67-66-3	Chloroform	1.0	U	1.0	0.16
74-87-3	Chloromethane	1.0	U	1.0	0.30
156-59-2	cis-1,2-Dichloroethene	1.0	U	1.0	0.17
10061-01-5	cis-1,3-Dichloropropene	1.0	U	1.0	0.14
124-48-1	Dibromochloromethane	1.0	U	1.0	0.18
74-95-3	Dibromomethane	1.0	U	1.0	0.28
75-71-8	Dichlorodifluoromethane	1.0	U	1.0	0.31
108-20-3	Diisopropyl ether	5.0	U	5.0	1.5
100-41-4	Ethylbenzene	1.0	U	1.0	0.17
637-92-3	Ethyl-t-butyl ether (ETBE)	5.0	U	5.0	0.11
87-68-3	Hexachlorobutadiene	1.0	U	1.0	0.30
98-82-8	Isopropylbenzene	1.0	U	1.0	0.13
1634-04-4	Methyl tert-butyl ether	1.0	U	1.0	0.17
75-09-2	Methylene Chloride	1.0	U	1.0	0.33
179601-23-1	m-Xylene & p-Xylene	2.0	U	2.0	0.24
91-20-3	Naphthalene	1.0	U	1.0	0.24
104-51-8	n-Butylbenzene	1.0	U	1.0	0.12
103-65-1	n-Propylbenzene	1.0	U	1.0	0.14
95-47-6	o-Xylene	1.0	U	1.0	0.14
99-87-6	p-Isopropyltoluene	1.0	U	1.0	0.12
135-98-8	sec-Butylbenzene	1.0	U	1.0	0.13
100-42-5	Styrene	1.0	U	1.0	0.11
994-05-8	Tert-amyl-methyl ether (TAME)	5.0	U	5.0	0.067
75-65-0	tert-Butyl alcohol	20	U	20	3.9
98-06-6	tert-Butylbenzene	1.0	U	1.0	0.13
127-18-4	Tetrachloroethene	1.0	U	1.0	0.29
108-88-3	Toluene	1.0	U	1.0	0.13
156-60-5	trans-1,2-Dichloroethene	1.0	U	1.0	0.19
10061-02-6	trans-1,3-Dichloropropene	1.0	U	1.0	0.19
79-01-6	Trichloroethene	0.42	J	1.0	0.17
75-69-4	Trichlorofluoromethane	1.0	U	1.0	0.21
108-05-4	Vinyl acetate	2.0	U	2.0	0.19
75-01-4	Vinyl chloride	0.50	U	0.50	0.22

FORM I
GC/MS VOA ORGANICS ANALYSIS DATA SHEET

Lab Name: TestAmerica Canton | Job No.: 240-39266-1

SDG No.:

Client Sample ID: MSA-SW39A-070714 | Lab Sample ID: 240-39266-9

Matrix: Water | Lab File ID: UXR4552.D

Analysis Method: 8260B | Date Collected: 07/07/2014 08:45

Sample wt/vol: 5(mL) | Date Analyzed: 07/09/2014 15:33

Soil Aliquot Vol: | Dilution Factor: 1

Soil Extract Vol.: | GC Column: DB-624 ID: 0.18(mm)

% Moisture: | Level: (low/med) Low

Analysis Batch No.: 137768 | Units: ug/L

CAS NO.	COMPOUND NAME	RESULT	Q	RL	MDL
1330-20-7	Xylenes, Total	2.0	U	2.0	0.14

CAS NO.	SURROGATE	%REC	Q	LIMITS
17060-07-0	1,2-Dichloroethane-d4 (Surr)	87		63-129
460-00-4	4-Bromofluorobenzene (Surr)	68		66-120
1868-53-7	Dibromofluoromethane (Surr)	82		75-121
2037-26-5	Toluene-d8 (Surr)	78		74-120

FORM I
GC/MS VOA ORGANICS ANALYSIS DATA SHEET

Lab Name: TestAmerica Canton | Job No.: 240-39266-1

SDG No.:

Client Sample ID: MSA-SW39B-070714 | Lab Sample ID: 240-39266-10

Matrix: Water | Lab File ID: UXR4553.D

Analysis Method: 8260B | Date Collected: 07/07/2014 08:51

Sample wt/vol: 5(mL) | Date Analyzed: 07/09/2014 15:55

Soil Aliquot Vol: | Dilution Factor: 1

Soil Extract Vol.: | GC Column: DB-624 ID: 0.18(mm)

% Moisture: | Level: (low/med) Low

Analysis Batch No.: 137768 | Units: ug/L

CAS NO.	COMPOUND NAME	RESULT	Q	RL	MDL
630-20-6	1,1,1,2-Tetrachloroethane	1.0	U	1.0	0.23
71-55-6	1,1,1-Trichloroethane	1.0	U	1.0	0.22
79-34-5	1,1,2,2-Tetrachloroethane	1.0	U	1.0	0.18
76-13-1	1,1,2-Trichloro-1,2,2-trichfluoroeth ane	1.0	U	1.0	0.28
75-34-3	1,1-Dichloroethane	1.0	U	1.0	0.15
75-35-4	1,1-Dichloroethene	1.0	U	1.0	0.19
563-58-6	1,1-Dichloropropene	1.0	U	1.0	0.13
87-61-6	1,2,3-Trichlorobenzene	1.0	U	1.0	0.17
96-18-4	1,2,3-Trichloropropane	1.0	U	1.0	0.43
526-73-8	1,2,3-Trimethylbenzene	5.0	U	5.0	0.0059
120-82-1	1,2,4-Trichlorobenzene	1.0	U	1.0	0.15
95-63-6	1,2,4-Trimethylbenzene	1.0	U	1.0	0.12
96-12-8	1,2-Dibromo-3-Chloropropane	5.0	U	5.0	0.67
106-93-4	1,2-Dibromoethane	1.0	U	1.0	0.24
95-50-1	1,2-Dichlorobenzene	1.0	U	1.0	0.13
107-06-2	1,2-Dichloroethane	1.0	U	1.0	0.22
78-87-5	1,2-Dichloropropane	1.0	U	1.0	0.18
541-73-1	1,3-Dichlorobenzene	1.0	U	1.0	0.14
142-28-9	1,3-Dichloropropane	1.0	U	1.0	0.16
106-46-7	1,4-Dichlorobenzene	1.0	U	1.0	0.13
594-20-7	2,2-Dichloropropane	1.0	U	1.0	0.13
78-93-3	2-Butanone	5.0	U	5.0	0.57
110-75-8	2-Chloroethyl vinyl ether	10	U	10	0.99
95-49-8	2-Chlorotoluene	1.0	U	1.0	0.11
591-78-6	2-Hexanone	5.0	U	5.0	0.41
106-43-4	4-Chlorotoluene	1.0	U	1.0	0.18
108-10-1	4-Methyl-2-pentanone	5.0	U	5.0	0.32
67-64-1	Acetone	5.0	U	5.0	1.1
71-43-2	Benzene	1.0	U	1.0	0.13
108-86-1	Bromobenzene	1.0	U	1.0	0.13
74-97-5	Bromochloromethane	1.0	U	1.0	0.29
75-27-4	Bromodichloromethane	1.0	U	1.0	0.15
75-25-2	Bromoform	1.0	U	1.0	0.64
74-83-9	Bromomethane	1.0	U	1.0	0.41
75-15-0	Carbon disulfide	1.0	U	1.0	0.13

FORM I
GC/MS VOA ORGANICS ANALYSIS DATA SHEET

Lab Name: TestAmerica Canton | Job No.: 240-39266-1

SDG No.:

Client Sample ID: MSA-SW39B-070714 | Lab Sample ID: 240-39266-10

Matrix: Water | Lab File ID: UXR4553.D

Analysis Method: 8260B | Date Collected: 07/07/2014 08:51

Sample wt/vol: 5(mL) | Date Analyzed: 07/09/2014 15:55

Soil Aliquot Vol: | Dilution Factor: 1

Soil Extract Vol.: | GC Column: DB-624 ID: 0.18(mm)

% Moisture: | Level: (low/med) Low

Analysis Batch No.: 137768 | Units: ug/L

CAS NO.	COMPOUND NAME	RESULT	Q	RL	MDL
56-23-5	Carbon tetrachloride	1.0	U	1.0	0.13
108-90-7	Chlorobenzene	1.0	U	1.0	0.15
75-00-3	Chloroethane	1.0	U *	1.0	0.29
67-66-3	Chloroform	1.0	U	1.0	0.16
74-87-3	Chloromethane	1.0	U	1.0	0.30
156-59-2	cis-1,2-Dichloroethene	0.28	J	1.0	0.17
10061-01-5	cis-1,3-Dichloropropene	1.0	U	1.0	0.14
124-48-1	Dibromochloromethane	1.0	U	1.0	0.18
74-95-3	Dibromomethane	1.0	U	1.0	0.28
75-71-8	Dichlorodifluoromethane	1.0	U	1.0	0.31
108-20-3	Diisopropyl ether	5.0	U	5.0	1.5
100-41-4	Ethylbenzene	1.0	U	1.0	0.17
637-92-3	Ethyl-t-butyl ether (ETBE)	5.0	U	5.0	0.11
87-68-3	Hexachlorobutadiene	1.0	U	1.0	0.30
98-82-8	Isopropylbenzene	1.0	U	1.0	0.13
1634-04-4	Methyl tert-butyl ether	1.0	U	1.0	0.17
75-09-2	Methylene Chloride	1.0	U	1.0	0.33
179601-23-1	m-Xylene & p-Xylene	2.0	U	2.0	0.24
91-20-3	Naphthalene	1.0	U	1.0	0.24
104-51-8	n-Butylbenzene	1.0	U	1.0	0.12
103-65-1	n-Propylbenzene	1.0	U	1.0	0.14
95-47-6	o-Xylene	1.0	U	1.0	0.14
99-87-6	p-Isopropyltoluene	1.0	U	1.0	0.12
135-98-8	sec-Butylbenzene	1.0	U	1.0	0.13
100-42-5	Styrene	1.0	U	1.0	0.11
994-05-8	Tert-amyl-methyl ether (TAME)	5.0	U	5.0	0.067
75-65-0	tert-Butyl alcohol	20	U	20	3.9
98-06-6	tert-Butylbenzene	1.0	U	1.0	0.13
127-18-4	Tetrachloroethene	1.0	U	1.0	0.29
108-88-3	Toluene	1.0	U	1.0	0.13
156-60-5	trans-1,2-Dichloroethene	1.0	U	1.0	0.19
10061-02-6	trans-1,3-Dichloropropene	1.0	U	1.0	0.19
79-01-6	Trichloroethene	0.38	J	1.0	0.17
75-69-4	Trichlorofluoromethane	1.0	U	1.0	0.21
108-05-4	Vinyl acetate	2.0	U	2.0	0.19
75-01-4	Vinyl chloride	0.50	U	0.50	0.22

FORM I
GC/MS VOA ORGANICS ANALYSIS DATA SHEET

Lab Name: TestAmerica Canton | Job No.: 240-39266-1

SDG No.:

Client Sample ID: MSA-SW39B-070714 | Lab Sample ID: 240-39266-10

Matrix: Water | Lab File ID: UXR4553.D

Analysis Method: 8260B | Date Collected: 07/07/2014 08:51

Sample wt/vol: 5(mL) | Date Analyzed: 07/09/2014 15:55

Soil Aliquot Vol: | Dilution Factor: 1

Soil Extract Vol.: | GC Column: DB-624 ID: 0.18(mm)

% Moisture: | Level: (low/med) Low

Analysis Batch No.: 137768 | Units: ug/L

CAS NO.	COMPOUND NAME	RESULT	Q	RL	MDL
1330-20-7	Xylenes, Total	2.0	U	2.0	0.14

CAS NO.	SURROGATE	%REC	Q	LIMITS
17060-07-0	1,2-Dichloroethane-d4 (Surr)	89		63-129
460-00-4	4-Bromofluorobenzene (Surr)	67		66-120
1868-53-7	Dibromofluoromethane (Surr)	83		75-121
2037-26-5	Toluene-d8 (Surr)	79		74-120

FORM I
GC/MS VOA ORGANICS ANALYSIS DATA SHEET

Lab Name: TestAmerica Canton | Job No.: 240-39266-1

SDG No.:

Client Sample ID: MSA-SW39C-070714 | Lab Sample ID: 240-39266-11

Matrix: Water | Lab File ID: UXR4554.D

Analysis Method: 8260B | Date Collected: 07/07/2014 08:55

Sample wt/vol: 5(mL) | Date Analyzed: 07/09/2014 16:18

Soil Aliquot Vol: | Dilution Factor: 1

Soil Extract Vol.: | GC Column: DB-624 ID: 0.18(mm)

% Moisture: | Level: (low/med) Low

Analysis Batch No.: 137768 | Units: ug/L

CAS NO.	COMPOUND NAME	RESULT	Q	RL	MDL
630-20-6	1,1,1,2-Tetrachloroethane	1.0	U	1.0	0.23
71-55-6	1,1,1-Trichloroethane	1.0	U	1.0	0.22
79-34-5	1,1,2,2-Tetrachloroethane	1.0	U	1.0	0.18
76-13-1	1,1,2-Trichloro-1,2,2-trichfluoroeth ane	1.0	U	1.0	0.28
75-34-3	1,1-Dichloroethane	1.0	U	1.0	0.15
75-35-4	1,1-Dichloroethene	1.0	U	1.0	0.19
563-58-6	1,1-Dichloropropene	1.0	U	1.0	0.13
87-61-6	1,2,3-Trichlorobenzene	1.0	U	1.0	0.17
96-18-4	1,2,3-Trichloropropane	1.0	U	1.0	0.43
526-73-8	1,2,3-Trimethylbenzene	5.0	U	5.0	0.0059
120-82-1	1,2,4-Trichlorobenzene	1.0	U	1.0	0.15
95-63-6	1,2,4-Trimethylbenzene	1.0	U	1.0	0.12
96-12-8	1,2-Dibromo-3-Chloropropane	5.0	U	5.0	0.67
106-93-4	1,2-Dibromoethane	1.0	U	1.0	0.24
95-50-1	1,2-Dichlorobenzene	1.0	U	1.0	0.13
107-06-2	1,2-Dichloroethane	1.0	U	1.0	0.22
78-87-5	1,2-Dichloropropane	1.0	U	1.0	0.18
541-73-1	1,3-Dichlorobenzene	1.0	U	1.0	0.14
142-28-9	1,3-Dichloropropane	1.0	U	1.0	0.16
106-46-7	1,4-Dichlorobenzene	1.0	U	1.0	0.13
594-20-7	2,2-Dichloropropane	1.0	U	1.0	0.13
78-93-3	2-Butanone	5.0	U	5.0	0.57
110-75-8	2-Chloroethyl vinyl ether	10	U	10	0.99
95-49-8	2-Chlorotoluene	1.0	U	1.0	0.11
591-78-6	2-Hexanone	5.0	U	5.0	0.41
106-43-4	4-Chlorotoluene	1.0	U	1.0	0.18
108-10-1	4-Methyl-2-pentanone	5.0	U	5.0	0.32
67-64-1	Acetone	5.0	U	5.0	1.1
71-43-2	Benzene	1.0	U	1.0	0.13
108-86-1	Bromobenzene	1.0	U	1.0	0.13
74-97-5	Bromochloromethane	1.0	U	1.0	0.29
75-27-4	Bromodichloromethane	1.0	U	1.0	0.15
75-25-2	Bromoform	1.0	U	1.0	0.64
74-83-9	Bromomethane	1.0	U	1.0	0.41
75-15-0	Carbon disulfide	1.0	U	1.0	0.13

FORM I
GC/MS VOA ORGANICS ANALYSIS DATA SHEET

Lab Name: TestAmerica Canton | Job No.: 240-39266-1

SDG No.:

Client Sample ID: MSA-SW39C-070714 | Lab Sample ID: 240-39266-11

Matrix: Water | Lab File ID: UXR4554.D

Analysis Method: 8260B | Date Collected: 07/07/2014 08:55

Sample wt/vol: 5(mL) | Date Analyzed: 07/09/2014 16:18

Soil Aliquot Vol: | Dilution Factor: 1

Soil Extract Vol.: | GC Column: DB-624 ID: 0.18(mm)

% Moisture: | Level: (low/med) Low

Analysis Batch No.: 137768 | Units: ug/L

CAS NO.	COMPOUND NAME	RESULT	Q	RL	MDL
56-23-5	Carbon tetrachloride	1.0	U	1.0	0.13
108-90-7	Chlorobenzene	1.0	U	1.0	0.15
75-00-3	Chloroethane	1.0	U *	1.0	0.29
67-66-3	Chloroform	1.0	U	1.0	0.16
74-87-3	Chloromethane	1.0	U	1.0	0.30
156-59-2	cis-1,2-Dichloroethene	1.0	U	1.0	0.17
10061-01-5	cis-1,3-Dichloropropene	1.0	U	1.0	0.14
124-48-1	Dibromochloromethane	1.0	U	1.0	0.18
74-95-3	Dibromomethane	1.0	U	1.0	0.28
75-71-8	Dichlorodifluoromethane	1.0	U	1.0	0.31
108-20-3	Diisopropyl ether	5.0	U	5.0	1.5
100-41-4	Ethylbenzene	1.0	U	1.0	0.17
637-92-3	Ethyl-t-butyl ether (ETBE)	5.0	U	5.0	0.11
87-68-3	Hexachlorobutadiene	1.0	U	1.0	0.30
98-82-8	Isopropylbenzene	1.0	U	1.0	0.13
1634-04-4	Methyl tert-butyl ether	1.0	U	1.0	0.17
75-09-2	Methylene Chloride	1.0	U	1.0	0.33
179601-23-1	m-Xylene & p-Xylene	2.0	U	2.0	0.24
91-20-3	Naphthalene	1.0	U	1.0	0.24
104-51-8	n-Butylbenzene	1.0	U	1.0	0.12
103-65-1	n-Propylbenzene	1.0	U	1.0	0.14
95-47-6	o-Xylene	1.0	U	1.0	0.14
99-87-6	p-Isopropyltoluene	1.0	U	1.0	0.12
135-98-8	sec-Butylbenzene	1.0	U	1.0	0.13
100-42-5	Styrene	1.0	U	1.0	0.11
994-05-8	Tert-amyl-methyl ether (TAME)	5.0	U	5.0	0.067
75-65-0	tert-Butyl alcohol	20	U	20	3.9
98-06-6	tert-Butylbenzene	1.0	U	1.0	0.13
127-18-4	Tetrachloroethene	1.0	U	1.0	0.29
108-88-3	Toluene	0.33	J	1.0	0.13
156-60-5	trans-1,2-Dichloroethene	1.0	U	1.0	0.19
10061-02-6	trans-1,3-Dichloropropene	1.0	U	1.0	0.19
79-01-6	Trichloroethene	0.42	J	1.0	0.17
75-69-4	Trichlorofluoromethane	1.0	U	1.0	0.21
108-05-4	Vinyl acetate	2.0	U	2.0	0.19
75-01-4	Vinyl chloride	0.50	U	0.50	0.22

FORM I
GC/MS VOA ORGANICS ANALYSIS DATA SHEET

Lab Name: TestAmerica Canton | Job No.: 240-39266-1

SDG No.:

Client Sample ID: MSA-SW39C-070714 | Lab Sample ID: 240-39266-11

Matrix: Water | Lab File ID: UXR4554.D

Analysis Method: 8260B | Date Collected: 07/07/2014 08:55

Sample wt/vol: 5(mL) | Date Analyzed: 07/09/2014 16:18

Soil Aliquot Vol: | Dilution Factor: 1

Soil Extract Vol.: | GC Column: DB-624 ID: 0.18(mm)

% Moisture: | Level: (low/med) Low

Analysis Batch No.: 137768 | Units: ug/L

CAS NO.	COMPOUND NAME	RESULT	Q	RL	MDL
1330-20-7	Xylenes, Total	2.0	U	2.0	0.14

CAS NO.	SURROGATE	%REC	Q	LIMITS
17060-07-0	1,2-Dichloroethane-d4 (Surr)	94		63-129
460-00-4	4-Bromofluorobenzene (Surr)	73		66-120
1868-53-7	Dibromofluoromethane (Surr)	88		75-121
2037-26-5	Toluene-d8 (Surr)	84		74-120

FORM I
GC/MS VOA ORGANICS ANALYSIS DATA SHEET

Lab Name: TestAmerica Canton | Job No.: 240-39266-1

SDG No.:

Client Sample ID: MSA-SW39D-070714 | Lab Sample ID: 240-39266-12

Matrix: Water | Lab File ID: UXR4555.D

Analysis Method: 8260B | Date Collected: 07/07/2014 08:59

Sample wt/vol: 5(mL) | Date Analyzed: 07/09/2014 16:41

Soil Aliquot Vol: | Dilution Factor: 1

Soil Extract Vol.: | GC Column: DB-624 ID: 0.18(mm)

% Moisture: | Level: (low/med) Low

Analysis Batch No.: 137768 | Units: ug/L

CAS NO.	COMPOUND NAME	RESULT	Q	RL	MDL
630-20-6	1,1,1,2-Tetrachloroethane	1.0	U	1.0	0.23
71-55-6	1,1,1-Trichloroethane	1.0	U	1.0	0.22
79-34-5	1,1,2,2-Tetrachloroethane	1.0	U	1.0	0.18
76-13-1	1,1,2-Trichloro-1,2,2-trichfluoroeth ane	1.0	U	1.0	0.28
75-34-3	1,1-Dichloroethane	1.0	U	1.0	0.15
75-35-4	1,1-Dichloroethene	1.0	U	1.0	0.19
563-58-6	1,1-Dichloropropene	1.0	U	1.0	0.13
87-61-6	1,2,3-Trichlorobenzene	1.0	U	1.0	0.17
96-18-4	1,2,3-Trichloropropane	1.0	U	1.0	0.43
526-73-8	1,2,3-Trimethylbenzene	5.0	U	5.0	0.0059
120-82-1	1,2,4-Trichlorobenzene	1.0	U	1.0	0.15
95-63-6	1,2,4-Trimethylbenzene	1.0	U	1.0	0.12
96-12-8	1,2-Dibromo-3-Chloropropane	5.0	U	5.0	0.67
106-93-4	1,2-Dibromoethane	1.0	U	1.0	0.24
95-50-1	1,2-Dichlorobenzene	1.0	U	1.0	0.13
107-06-2	1,2-Dichloroethane	1.0	U	1.0	0.22
78-87-5	1,2-Dichloropropane	1.0	U	1.0	0.18
541-73-1	1,3-Dichlorobenzene	1.0	U	1.0	0.14
142-28-9	1,3-Dichloropropane	1.0	U	1.0	0.16
106-46-7	1,4-Dichlorobenzene	1.0	U	1.0	0.13
594-20-7	2,2-Dichloropropane	1.0	U	1.0	0.13
78-93-3	2-Butanone	5.0	U	5.0	0.57
110-75-8	2-Chloroethyl vinyl ether	10	U	10	0.99
95-49-8	2-Chlorotoluene	1.0	U	1.0	0.11
591-78-6	2-Hexanone	5.0	U	5.0	0.41
106-43-4	4-Chlorotoluene	1.0	U	1.0	0.18
108-10-1	4-Methyl-2-pentanone	5.0	U	5.0	0.32
67-64-1	Acetone	5.0	U	5.0	1.1
71-43-2	Benzene	1.0	U	1.0	0.13
108-86-1	Bromobenzene	1.0	U	1.0	0.13
74-97-5	Bromochloromethane	1.0	U	1.0	0.29
75-27-4	Bromodichloromethane	1.0	U	1.0	0.15
75-25-2	Bromoform	1.0	U	1.0	0.64
74-83-9	Bromomethane	1.0	U	1.0	0.41
75-15-0	Carbon disulfide	1.0	U	1.0	0.13

FORM I
GC/MS VOA ORGANICS ANALYSIS DATA SHEET

Lab Name: TestAmerica Canton | Job No.: 240-39266-1

SDG No.:

Client Sample ID: MSA-SW39D-070714 | Lab Sample ID: 240-39266-12

Matrix: Water | Lab File ID: UXR4555.D

Analysis Method: 8260B | Date Collected: 07/07/2014 08:59

Sample wt/vol: 5(mL) | Date Analyzed: 07/09/2014 16:41

Soil Aliquot Vol: | Dilution Factor: 1

Soil Extract Vol.: | GC Column: DB-624 ID: 0.18(mm)

% Moisture: | Level: (low/med) Low

Analysis Batch No.: 137768 | Units: ug/L

CAS NO.	COMPOUND NAME	RESULT	Q	RL	MDL
56-23-5	Carbon tetrachloride	1.0	U	1.0	0.13
108-90-7	Chlorobenzene	1.0	U	1.0	0.15
75-00-3	Chloroethane	1.0	U *	1.0	0.29
67-66-3	Chloroform	1.0	U	1.0	0.16
74-87-3	Chloromethane	1.0	U	1.0	0.30
156-59-2	cis-1,2-Dichloroethene	1.0	U	1.0	0.17
10061-01-5	cis-1,3-Dichloropropene	1.0	U	1.0	0.14
124-48-1	Dibromochloromethane	1.0	U	1.0	0.18
74-95-3	Dibromomethane	1.0	U	1.0	0.28
75-71-8	Dichlorodifluoromethane	1.0	U	1.0	0.31
108-20-3	Diisopropyl ether	5.0	U	5.0	1.5
100-41-4	Ethylbenzene	1.0	U	1.0	0.17
637-92-3	Ethyl-t-butyl ether (ETBE)	5.0	U	5.0	0.11
87-68-3	Hexachlorobutadiene	1.0	U	1.0	0.30
98-82-8	Isopropylbenzene	1.0	U	1.0	0.13
1634-04-4	Methyl tert-butyl ether	1.0	U	1.0	0.17
75-09-2	Methylene Chloride	1.0	U	1.0	0.33
179601-23-1	m-Xylene & p-Xylene	2.0	U	2.0	0.24
91-20-3	Naphthalene	1.0	U	1.0	0.24
104-51-8	n-Butylbenzene	1.0	U	1.0	0.12
103-65-1	n-Propylbenzene	1.0	U	1.0	0.14
95-47-6	o-Xylene	1.0	U	1.0	0.14
99-87-6	p-Isopropyltoluene	1.0	U	1.0	0.12
135-98-8	sec-Butylbenzene	1.0	U	1.0	0.13
100-42-5	Styrene	1.0	U	1.0	0.11
994-05-8	Tert-amyl-methyl ether (TAME)	5.0	U	5.0	0.067
75-65-0	tert-Butyl alcohol	20	U	20	3.9
98-06-6	tert-Butylbenzene	1.0	U	1.0	0.13
127-18-4	Tetrachloroethene	1.0	U	1.0	0.29
108-88-3	Toluene	0.18	J	1.0	0.13
156-60-5	trans-1,2-Dichloroethene	1.0	U	1.0	0.19
10061-02-6	trans-1,3-Dichloropropene	1.0	U	1.0	0.19
79-01-6	Trichloroethene	0.20	J	1.0	0.17
75-69-4	Trichlorofluoromethane	1.0	U	1.0	0.21
108-05-4	Vinyl acetate	2.0	U	2.0	0.19
75-01-4	Vinyl chloride	0.50	U	0.50	0.22

FORM I
GC/MS VOA ORGANICS ANALYSIS DATA SHEET

Lab Name: TestAmerica Canton | Job No.: 240-39266-1

SDG No.:

Client Sample ID: MSA-SW39D-070714 | Lab Sample ID: 240-39266-12

Matrix: Water | Lab File ID: UXR4555.D

Analysis Method: 8260B | Date Collected: 07/07/2014 08:59

Sample wt/vol: 5(mL) | Date Analyzed: 07/09/2014 16:41

Soil Aliquot Vol: | Dilution Factor: 1

Soil Extract Vol.: | GC Column: DB-624 ID: 0.18(mm)

% Moisture: | Level: (low/med) Low

Analysis Batch No.: 137768 | Units: ug/L

CAS NO.	COMPOUND NAME	RESULT	Q	RL	MDL
1330-20-7	Xylenes, Total	2.0	U	2.0	0.14

CAS NO.	SURROGATE	%REC	Q	LIMITS
17060-07-0	1,2-Dichloroethane-d4 (Surr)	90		63-129
460-00-4	4-Bromofluorobenzene (Surr)	68		66-120
1868-53-7	Dibromofluoromethane (Surr)	85		75-121
2037-26-5	Toluene-d8 (Surr)	80		74-120

FORM I
GC/MS VOA ORGANICS ANALYSIS DATA SHEET

Lab Name: TestAmerica Canton | Job No.: 240-39266-1

SDG No.:

Client Sample ID: MSA-SW40A-070714 | Lab Sample ID: 240-39266-13

Matrix: Water | Lab File ID: UXR4556.D

Analysis Method: 8260B | Date Collected: 07/07/2014 10:40

Sample wt/vol: 5(mL) | Date Analyzed: 07/09/2014 17:03

Soil Aliquot Vol: | Dilution Factor: 1

Soil Extract Vol.: | GC Column: DB-624 ID: 0.18(mm)

% Moisture: | Level: (low/med) Low

Analysis Batch No.: 137768 | Units: ug/L

CAS NO.	COMPOUND NAME	RESULT	Q	RL	MDL
630-20-6	1,1,1,2-Tetrachloroethane	1.0	U	1.0	0.23
71-55-6	1,1,1-Trichloroethane	1.0	U	1.0	0.22
79-34-5	1,1,2,2-Tetrachloroethane	1.0	U	1.0	0.18
76-13-1	1,1,2-Trichloro-1,2,2-trichfluoroeth ane	1.0	U	1.0	0.28
75-34-3	1,1-Dichloroethane	1.0	U	1.0	0.15
75-35-4	1,1-Dichloroethene	1.0	U	1.0	0.19
563-58-6	1,1-Dichloropropene	1.0	U	1.0	0.13
87-61-6	1,2,3-Trichlorobenzene	1.0	U	1.0	0.17
96-18-4	1,2,3-Trichloropropane	1.0	U	1.0	0.43
526-73-8	1,2,3-Trimethylbenzene	5.0	U	5.0	0.0059
120-82-1	1,2,4-Trichlorobenzene	1.0	U	1.0	0.15
95-63-6	1,2,4-Trimethylbenzene	0.23	J	1.0	0.12
96-12-8	1,2-Dibromo-3-Chloropropane	5.0	U	5.0	0.67
106-93-4	1,2-Dibromoethane	1.0	U	1.0	0.24
95-50-1	1,2-Dichlorobenzene	1.0	U	1.0	0.13
107-06-2	1,2-Dichloroethane	1.0	U	1.0	0.22
78-87-5	1,2-Dichloropropane	1.0	U	1.0	0.18
541-73-1	1,3-Dichlorobenzene	1.0	U	1.0	0.14
142-28-9	1,3-Dichloropropane	1.0	U	1.0	0.16
106-46-7	1,4-Dichlorobenzene	1.0	U	1.0	0.13
594-20-7	2,2-Dichloropropane	1.0	U	1.0	0.13
78-93-3	2-Butanone	5.0	U	5.0	0.57
110-75-8	2-Chloroethyl vinyl ether	10	U	10	0.99
95-49-8	2-Chlorotoluene	1.0	U	1.0	0.11
591-78-6	2-Hexanone	5.0	U	5.0	0.41
106-43-4	4-Chlorotoluene	1.0	U	1.0	0.18
108-10-1	4-Methyl-2-pentanone	5.0	U	5.0	0.32
67-64-1	Acetone	5.0	U	5.0	1.1
71-43-2	Benzene	0.18	J	1.0	0.13
108-86-1	Bromobenzene	1.0	U	1.0	0.13
74-97-5	Bromochloromethane	1.0	U	1.0	0.29
75-27-4	Bromodichloromethane	1.0	U	1.0	0.15
75-25-2	Bromoform	1.0	U	1.0	0.64
74-83-9	Bromomethane	1.0	U	1.0	0.41
75-15-0	Carbon disulfide	1.0	U	1.0	0.13

FORM I
GC/MS VOA ORGANICS ANALYSIS DATA SHEET

Lab Name: TestAmerica Canton | Job No.: 240-39266-1

SDG No.:

Client Sample ID: MSA-SW40A-070714 | Lab Sample ID: 240-39266-13

Matrix: Water | Lab File ID: UXR4556.D

Analysis Method: 8260B | Date Collected: 07/07/2014 10:40

Sample wt/vol: 5(mL) | Date Analyzed: 07/09/2014 17:03

Soil Aliquot Vol: | Dilution Factor: 1

Soil Extract Vol.: | GC Column: DB-624 ID: 0.18(mm)

% Moisture: | Level: (low/med) Low

Analysis Batch No.: 137768 | Units: ug/L

CAS NO.	COMPOUND NAME	RESULT	Q	RL	MDL
56-23-5	Carbon tetrachloride	1.0	U	1.0	0.13
108-90-7	Chlorobenzene	1.0	U	1.0	0.15
75-00-3	Chloroethane	1.0	U *	1.0	0.29
67-66-3	Chloroform	1.0	U	1.0	0.16
74-87-3	Chloromethane	1.0	U	1.0	0.30
156-59-2	cis-1,2-Dichloroethene	0.56	J	1.0	0.17
10061-01-5	cis-1,3-Dichloropropene	1.0	U	1.0	0.14
124-48-1	Dibromochloromethane	1.0	U	1.0	0.18
74-95-3	Dibromomethane	1.0	U	1.0	0.28
75-71-8	Dichlorodifluoromethane	1.0	U	1.0	0.31
108-20-3	Diisopropyl ether	5.0	U	5.0	1.5
100-41-4	Ethylbenzene	1.0	U	1.0	0.17
637-92-3	Ethyl-t-butyl ether (ETBE)	5.0	U	5.0	0.11
87-68-3	Hexachlorobutadiene	1.0	U	1.0	0.30
98-82-8	Isopropylbenzene	1.0	U	1.0	0.13
1634-04-4	Methyl tert-butyl ether	1.0	U	1.0	0.17
75-09-2	Methylene Chloride	1.0	U	1.0	0.33
179601-23-1	m-Xylene & p-Xylene	0.46	J	2.0	0.24
91-20-3	Naphthalene	1.0	U	1.0	0.24
104-51-8	n-Butylbenzene	1.0	U	1.0	0.12
103-65-1	n-Propylbenzene	1.0	U	1.0	0.14
95-47-6	o-Xylene	0.21	J	1.0	0.14
99-87-6	p-Isopropyltoluene	1.0	U	1.0	0.12
135-98-8	sec-Butylbenzene	1.0	U	1.0	0.13
100-42-5	Styrene	1.0	U	1.0	0.11
994-05-8	Tert-amyl-methyl ether (TAME)	5.0	U	5.0	0.067
75-65-0	tert-Butyl alcohol	20	U	20	3.9
98-06-6	tert-Butylbenzene	1.0	U	1.0	0.13
127-18-4	Tetrachloroethene	1.0	U	1.0	0.29
108-88-3	Toluene	1.0		1.0	0.13
156-60-5	trans-1,2-Dichloroethene	1.0	U	1.0	0.19
10061-02-6	trans-1,3-Dichloropropene	1.0	U	1.0	0.19
79-01-6	Trichloroethene	0.85	J	1.0	0.17
75-69-4	Trichlorofluoromethane	1.0	U	1.0	0.21
108-05-4	Vinyl acetate	2.0	U	2.0	0.19
75-01-4	Vinyl chloride	0.50		0.50	0.22

FORM I
GC/MS VOA ORGANICS ANALYSIS DATA SHEET

Lab Name: TestAmerica Canton | Job No.: 240-39266-1

SDG No.:

Client Sample ID: MSA-SW40A-070714 | Lab Sample ID: 240-39266-13

Matrix: Water | Lab File ID: UXR4556.D

Analysis Method: 8260B | Date Collected: 07/07/2014 10:40

Sample wt/vol: 5(mL) | Date Analyzed: 07/09/2014 17:03

Soil Aliquot Vol: | Dilution Factor: 1

Soil Extract Vol.: | GC Column: DB-624 ID: 0.18(mm)

% Moisture: | Level: (low/med) Low

Analysis Batch No.: 137768 | Units: ug/L

CAS NO.	COMPOUND NAME	RESULT	Q	RL	MDL
1330-20-7	Xylenes, Total	0.67	J	2.0	0.14

CAS NO.	SURROGATE	%REC	Q	LIMITS
17060-07-0	1,2-Dichloroethane-d4 (Surr)	88		63-129
460-00-4	4-Bromofluorobenzene (Surr)	71		66-120
1868-53-7	Dibromofluoromethane (Surr)	85		75-121
2037-26-5	Toluene-d8 (Surr)	79		74-120

FORM I
GC/MS VOA ORGANICS ANALYSIS DATA SHEET

Lab Name: TestAmerica Canton | Job No.: 240-39266-1

SDG No.:

Client Sample ID: MSA-SW40B-070714 | Lab Sample ID: 240-39266-14

Matrix: Water | Lab File ID: UXR4557.D

Analysis Method: 8260B | Date Collected: 07/07/2014 12:27

Sample wt/vol: 5(mL) | Date Analyzed: 07/09/2014 17:26

Soil Aliquot Vol: | Dilution Factor: 1

Soil Extract Vol.: | GC Column: DB-624 ID: 0.18(mm)

% Moisture: | Level: (low/med) Low

Analysis Batch No.: 137768 | Units: ug/L

CAS NO.	COMPOUND NAME	RESULT	Q	RL	MDL
630-20-6	1,1,1,2-Tetrachloroethane	1.0	U	1.0	0.23
71-55-6	1,1,1-Trichloroethane	1.0	U	1.0	0.22
79-34-5	1,1,2,2-Tetrachloroethane	1.0	U	1.0	0.18
76-13-1	1,1,2-Trichloro-1,2,2-trichfluoroeth ane	1.0	U	1.0	0.28
75-34-3	1,1-Dichloroethane	1.0	U	1.0	0.15
75-35-4	1,1-Dichloroethene	1.0	U	1.0	0.19
563-58-6	1,1-Dichloropropene	1.0	U	1.0	0.13
87-61-6	1,2,3-Trichlorobenzene	1.0	U	1.0	0.17
96-18-4	1,2,3-Trichloropropane	1.0	U	1.0	0.43
526-73-8	1,2,3-Trimethylbenzene	5.0	U	5.0	0.0059
120-82-1	1,2,4-Trichlorobenzene	1.0	U	1.0	0.15
95-63-6	1,2,4-Trimethylbenzene	1.0	U	1.0	0.12
96-12-8	1,2-Dibromo-3-Chloropropane	5.0	U	5.0	0.67
106-93-4	1,2-Dibromoethane	1.0	U	1.0	0.24
95-50-1	1,2-Dichlorobenzene	1.0	U	1.0	0.13
107-06-2	1,2-Dichloroethane	1.0	U	1.0	0.22
78-87-5	1,2-Dichloropropane	1.0	U	1.0	0.18
541-73-1	1,3-Dichlorobenzene	1.0	U	1.0	0.14
142-28-9	1,3-Dichloropropane	1.0	U	1.0	0.16
106-46-7	1,4-Dichlorobenzene	1.0	U	1.0	0.13
594-20-7	2,2-Dichloropropane	1.0	U	1.0	0.13
78-93-3	2-Butanone	5.0	U	5.0	0.57
110-75-8	2-Chloroethyl vinyl ether	10	U	10	0.99
95-49-8	2-Chlorotoluene	1.0	U	1.0	0.11
591-78-6	2-Hexanone	5.0	U	5.0	0.41
106-43-4	4-Chlorotoluene	1.0	U	1.0	0.18
108-10-1	4-Methyl-2-pentanone	5.0	U	5.0	0.32
67-64-1	Acetone	5.0	U	5.0	1.1
71-43-2	Benzene	1.0	U	1.0	0.13
108-86-1	Bromobenzene	1.0	U	1.0	0.13
74-97-5	Bromochloromethane	1.0	U	1.0	0.29
75-27-4	Bromodichloromethane	1.0	U	1.0	0.15
75-25-2	Bromoform	1.0	U	1.0	0.64
74-83-9	Bromomethane	1.0	U	1.0	0.41
75-15-0	Carbon disulfide	1.0	U	1.0	0.13

FORM I
GC/MS VOA ORGANICS ANALYSIS DATA SHEET

Lab Name: TestAmerica Canton | Job No.: 240-39266-1

SDG No.:

Client Sample ID: MSA-SW40B-070714 | Lab Sample ID: 240-39266-14

Matrix: Water | Lab File ID: UXR4557.D

Analysis Method: 8260B | Date Collected: 07/07/2014 12:27

Sample wt/vol: 5(mL) | Date Analyzed: 07/09/2014 17:26

Soil Aliquot Vol: | Dilution Factor: 1

Soil Extract Vol.: | GC Column: DB-624 ID: 0.18(mm)

% Moisture: | Level: (low/med) Low

Analysis Batch No.: 137768 | Units: ug/L

CAS NO.	COMPOUND NAME	RESULT	Q	RL	MDL
56-23-5	Carbon tetrachloride	1.0	U	1.0	0.13
108-90-7	Chlorobenzene	1.0	U	1.0	0.15
75-00-3	Chloroethane	1.0	U *	1.0	0.29
67-66-3	Chloroform	1.0	U	1.0	0.16
74-87-3	Chloromethane	1.0	U	1.0	0.30
156-59-2	cis-1,2-Dichloroethene	1.0	U	1.0	0.17
10061-01-5	cis-1,3-Dichloropropene	1.0	U	1.0	0.14
124-48-1	Dibromochloromethane	1.0	U	1.0	0.18
74-95-3	Dibromomethane	1.0	U	1.0	0.28
75-71-8	Dichlorodifluoromethane	1.0	U	1.0	0.31
108-20-3	Diisopropyl ether	5.0	U	5.0	1.5
100-41-4	Ethylbenzene	1.0	U	1.0	0.17
637-92-3	Ethyl-t-butyl ether (ETBE)	5.0	U	5.0	0.11
87-68-3	Hexachlorobutadiene	1.0	U	1.0	0.30
98-82-8	Isopropylbenzene	1.0	U	1.0	0.13
1634-04-4	Methyl tert-butyl ether	1.0	U	1.0	0.17
75-09-2	Methylene Chloride	1.0	U	1.0	0.33
179601-23-1	m-Xylene & p-Xylene	2.0	U	2.0	0.24
91-20-3	Naphthalene	1.0	U	1.0	0.24
104-51-8	n-Butylbenzene	1.0	U	1.0	0.12
103-65-1	n-Propylbenzene	1.0	U	1.0	0.14
95-47-6	o-Xylene	1.0	U	1.0	0.14
99-87-6	p-Isopropyltoluene	1.0	U	1.0	0.12
135-98-8	sec-Butylbenzene	1.0	U	1.0	0.13
100-42-5	Styrene	1.0	U	1.0	0.11
994-05-8	Tert-amyl-methyl ether (TAME)	5.0	U	5.0	0.067
75-65-0	tert-Butyl alcohol	20	U	20	3.9
98-06-6	tert-Butylbenzene	1.0	U	1.0	0.13
127-18-4	Tetrachloroethene	1.0	U	1.0	0.29
108-88-3	Toluene	1.0	U	1.0	0.13
156-60-5	trans-1,2-Dichloroethene	1.0	U	1.0	0.19
10061-02-6	trans-1,3-Dichloropropene	1.0	U	1.0	0.19
79-01-6	Trichloroethene	1.7		1.0	0.17
75-69-4	Trichlorofluoromethane	1.0	U	1.0	0.21
108-05-4	Vinyl acetate	2.0	U	2.0	0.19
75-01-4	Vinyl chloride	0.32	J	0.50	0.22

FORM I
GC/MS VOA ORGANICS ANALYSIS DATA SHEET

Lab Name: TestAmerica Canton | Job No.: 240-39266-1

SDG No.:

Client Sample ID: MSA-SW40B-070714 | Lab Sample ID: 240-39266-14

Matrix: Water | Lab File ID: UXR4557.D

Analysis Method: 8260B | Date Collected: 07/07/2014 12:27

Sample wt/vol: 5(mL) | Date Analyzed: 07/09/2014 17:26

Soil Aliquot Vol: | Dilution Factor: 1

Soil Extract Vol.: | GC Column: DB-624 ID: 0.18(mm)

% Moisture: | Level: (low/med) Low

Analysis Batch No.: 137768 | Units: ug/L

CAS NO.	COMPOUND NAME	RESULT	Q	RL	MDL
1330-20-7	Xylenes, Total	2.0	U	2.0	0.14

CAS NO.	SURROGATE	%REC	Q	LIMITS
17060-07-0	1,2-Dichloroethane-d4 (Surr)	94		63-129
460-00-4	4-Bromofluorobenzene (Surr)	71		66-120
1868-53-7	Dibromofluoromethane (Surr)	87		75-121
2037-26-5	Toluene-d8 (Surr)	83		74-120

FORM I
GC/MS VOA ORGANICS ANALYSIS DATA SHEET

Lab Name: TestAmerica Canton | Job No.: 240-39266-1

SDG No.:

Client Sample ID: MSA-SW40C-070714 | Lab Sample ID: 240-39266-15

Matrix: Water | Lab File ID: UXR4558.D

Analysis Method: 8260B | Date Collected: 07/07/2014 12:32

Sample wt/vol: 5(mL) | Date Analyzed: 07/09/2014 17:49

Soil Aliquot Vol: | Dilution Factor: 1

Soil Extract Vol.: | GC Column: DB-624 ID: 0.18(mm)

% Moisture: | Level: (low/med) Low

Analysis Batch No.: 137768 | Units: ug/L

CAS NO.	COMPOUND NAME	RESULT	Q	RL	MDL
630-20-6	1,1,1,2-Tetrachloroethane	1.0	U	1.0	0.23
71-55-6	1,1,1-Trichloroethane	1.0	U	1.0	0.22
79-34-5	1,1,2,2-Tetrachloroethane	1.0	U	1.0	0.18
76-13-1	1,1,2-Trichloro-1,2,2-trichfluoroeth ane	1.0	U	1.0	0.28
75-34-3	1,1-Dichloroethane	1.0	U	1.0	0.15
75-35-4	1,1-Dichloroethene	1.0	U	1.0	0.19
563-58-6	1,1-Dichloropropene	1.0	U	1.0	0.13
87-61-6	1,2,3-Trichlorobenzene	1.0	U	1.0	0.17
96-18-4	1,2,3-Trichloropropane	1.0	U	1.0	0.43
526-73-8	1,2,3-Trimethylbenzene	5.0	U	5.0	0.0059
120-82-1	1,2,4-Trichlorobenzene	1.0	U	1.0	0.15
95-63-6	1,2,4-Trimethylbenzene	1.0	U	1.0	0.12
96-12-8	1,2-Dibromo-3-Chloropropane	5.0	U	5.0	0.67
106-93-4	1,2-Dibromoethane	1.0	U	1.0	0.24
95-50-1	1,2-Dichlorobenzene	1.0	U	1.0	0.13
107-06-2	1,2-Dichloroethane	1.0	U	1.0	0.22
78-87-5	1,2-Dichloropropane	1.0	U	1.0	0.18
541-73-1	1,3-Dichlorobenzene	1.0	U	1.0	0.14
142-28-9	1,3-Dichloropropane	1.0	U	1.0	0.16
106-46-7	1,4-Dichlorobenzene	1.0	U	1.0	0.13
594-20-7	2,2-Dichloropropane	1.0	U	1.0	0.13
78-93-3	2-Butanone	5.0	U	5.0	0.57
110-75-8	2-Chloroethyl vinyl ether	10	U	10	0.99
95-49-8	2-Chlorotoluene	1.0	U	1.0	0.11
591-78-6	2-Hexanone	5.0	U	5.0	0.41
106-43-4	4-Chlorotoluene	1.0	U	1.0	0.18
108-10-1	4-Methyl-2-pentanone	5.0	U	5.0	0.32
67-64-1	Acetone	2.5	J	5.0	1.1
71-43-2	Benzene	1.0	U	1.0	0.13
108-86-1	Bromobenzene	1.0	U	1.0	0.13
74-97-5	Bromochloromethane	1.0	U	1.0	0.29
75-27-4	Bromodichloromethane	1.0	U	1.0	0.15
75-25-2	Bromoform	1.0	U	1.0	0.64
74-83-9	Bromomethane	1.0	U	1.0	0.41
75-15-0	Carbon disulfide	1.0	U	1.0	0.13

FORM I

GC/MS VOA ORGANICS ANALYSIS DATA SHEET

Lab Name: TestAmerica Canton | Job No.: 240-39266-1

SDG No.:

Client Sample ID: MSA-SW40C-070714 | Lab Sample ID: 240-39266-15

Matrix: Water | Lab File ID: UXR4558.D

Analysis Method: 8260B | Date Collected: 07/07/2014 12:32

Sample wt/vol: 5(mL) | Date Analyzed: 07/09/2014 17:49

Soil Aliquot Vol: | Dilution Factor: 1

Soil Extract Vol.: | GC Column: DB-624 ID: 0.18(mm)

% Moisture: | Level: (low/med) Low

Analysis Batch No.: 137768 | Units: ug/L

CAS NO.	COMPOUND NAME	RESULT	Q	RL	MDL
56-23-5	Carbon tetrachloride	1.0	U	1.0	0.13
108-90-7	Chlorobenzene	1.0	U	1.0	0.15
75-00-3	Chloroethane	1.0	U *	1.0	0.29
67-66-3	Chloroform	1.0	U	1.0	0.16
74-87-3	Chloromethane	1.0	U	1.0	0.30
156-59-2	cis-1,2-Dichloroethene	0.38	J	1.0	0.17
10061-01-5	cis-1,3-Dichloropropene	1.0	U	1.0	0.14
124-48-1	Dibromochloromethane	1.0	U	1.0	0.18
74-95-3	Dibromomethane	1.0	U	1.0	0.28
75-71-8	Dichlorodifluoromethane	1.0	U	1.0	0.31
108-20-3	Diisopropyl ether	5.0	U	5.0	1.5
100-41-4	Ethylbenzene	1.0	U	1.0	0.17
637-92-3	Ethyl-t-butyl ether (ETBE)	5.0	U	5.0	0.11
87-68-3	Hexachlorobutadiene	1.0	U	1.0	0.30
98-82-8	Isopropylbenzene	1.0	U	1.0	0.13
1634-04-4	Methyl tert-butyl ether	1.0	U	1.0	0.17
75-09-2	Methylene Chloride	1.0	U	1.0	0.33
179601-23-1	m-Xylene & p-Xylene	2.0	U	2.0	0.24
91-20-3	Naphthalene	1.0	U	1.0	0.24
104-51-8	n-Butylbenzene	1.0	U	1.0	0.12
103-65-1	n-Propylbenzene	1.0	U	1.0	0.14
95-47-6	o-Xylene	1.0	U	1.0	0.14
99-87-6	p-Isopropyltoluene	1.0	U	1.0	0.12
135-98-8	sec-Butylbenzene	1.0	U	1.0	0.13
100-42-5	Styrene	1.0	U	1.0	0.11
994-05-8	Tert-amyl-methyl ether (TAME)	5.0	U	5.0	0.067
75-65-0	tert-Butyl alcohol	20	U	20	3.9
98-06-6	tert-Butylbenzene	1.0	U	1.0	0.13
127-18-4	Tetrachloroethene	1.0	U	1.0	0.29
108-88-3	Toluene	0.35	J	1.0	0.13
156-60-5	trans-1,2-Dichloroethene	1.0	U	1.0	0.19
10061-02-6	trans-1,3-Dichloropropene	1.0	U	1.0	0.19
79-01-6	Trichloroethene	1.3		1.0	0.17
75-69-4	Trichlorofluoromethane	1.0	U	1.0	0.21
108-05-4	Vinyl acetate	2.0	U	2.0	0.19
75-01-4	Vinyl chloride	0.50	U	0.50	0.22

FORM I
GC/MS VOA ORGANICS ANALYSIS DATA SHEET

Lab Name: TestAmerica Canton | Job No.: 240-39266-1

SDG No.:

Client Sample ID: MSA-SW40C-070714 | Lab Sample ID: 240-39266-15

Matrix: Water | Lab File ID: UXR4558.D

Analysis Method: 8260B | Date Collected: 07/07/2014 12:32

Sample wt/vol: 5(mL) | Date Analyzed: 07/09/2014 17:49

Soil Aliquot Vol: | Dilution Factor: 1

Soil Extract Vol.: | GC Column: DB-624 ID: 0.18(mm)

% Moisture: | Level: (low/med) Low

Analysis Batch No.: 137768 | Units: ug/L

CAS NO.	COMPOUND NAME	RESULT	Q	RL	MDL
1330-20-7	Xylenes, Total	2.0	U	2.0	0.14

CAS NO.	SURROGATE	%REC	Q	LIMITS
17060-07-0	1,2-Dichloroethane-d4 (Surr)	96		63-129
460-00-4	4-Bromofluorobenzene (Surr)	74		66-120
1868-53-7	Dibromofluoromethane (Surr)	93		75-121
2037-26-5	Toluene-d8 (Surr)	85		74-120

FORM I
GC/MS VOA ORGANICS ANALYSIS DATA SHEET

Lab Name: TestAmerica Canton | Job No.: 240-39266-1

SDG No.:

Client Sample ID: MSA-SW40D-070714 | Lab Sample ID: 240-39266-16

Matrix: Water | Lab File ID: UXR4559.D

Analysis Method: 8260B | Date Collected: 07/07/2014 12:36

Sample wt/vol: 5(mL) | Date Analyzed: 07/09/2014 18:11

Soil Aliquot Vol: | Dilution Factor: 1

Soil Extract Vol.: | GC Column: DB-624 ID: 0.18(mm)

% Moisture: | Level: (low/med) Low

Analysis Batch No.: 137768 | Units: ug/L

CAS NO.	COMPOUND NAME	RESULT	Q	RL	MDL
630-20-6	1,1,1,2-Tetrachloroethane	1.0	U	1.0	0.23
71-55-6	1,1,1-Trichloroethane	1.0	U	1.0	0.22
79-34-5	1,1,2,2-Tetrachloroethane	1.0	U	1.0	0.18
76-13-1	1,1,2-Trichloro-1,2,2-trichfluoroeth ane	1.0	U	1.0	0.28
75-34-3	1,1-Dichloroethane	1.0	U	1.0	0.15
75-35-4	1,1-Dichloroethene	1.0	U	1.0	0.19
563-58-6	1,1-Dichloropropene	1.0	U	1.0	0.13
87-61-6	1,2,3-Trichlorobenzene	1.0	U	1.0	0.17
96-18-4	1,2,3-Trichloropropane	1.0	U	1.0	0.43
526-73-8	1,2,3-Trimethylbenzene	5.0	U	5.0	0.0059
120-82-1	1,2,4-Trichlorobenzene	1.0	U	1.0	0.15
95-63-6	1,2,4-Trimethylbenzene	1.0	U	1.0	0.12
96-12-8	1,2-Dibromo-3-Chloropropane	5.0	U	5.0	0.67
106-93-4	1,2-Dibromoethane	1.0	U	1.0	0.24
95-50-1	1,2-Dichlorobenzene	1.0	U	1.0	0.13
107-06-2	1,2-Dichloroethane	1.0	U	1.0	0.22
78-87-5	1,2-Dichloropropane	1.0	U	1.0	0.18
541-73-1	1,3-Dichlorobenzene	1.0	U	1.0	0.14
142-28-9	1,3-Dichloropropane	1.0	U	1.0	0.16
106-46-7	1,4-Dichlorobenzene	1.0	U	1.0	0.13
594-20-7	2,2-Dichloropropane	1.0	U	1.0	0.13
78-93-3	2-Butanone	5.0	U	5.0	0.57
110-75-8	2-Chloroethyl vinyl ether	10	U	10	0.99
95-49-8	2-Chlorotoluene	1.0	U	1.0	0.11
591-78-6	2-Hexanone	5.0	U	5.0	0.41
106-43-4	4-Chlorotoluene	1.0	U	1.0	0.18
108-10-1	4-Methyl-2-pentanone	5.0	U	5.0	0.32
67-64-1	Acetone	5.0	U	5.0	1.1
71-43-2	Benzene	1.0	U	1.0	0.13
108-86-1	Bromobenzene	1.0	U	1.0	0.13
74-97-5	Bromochloromethane	1.0	U	1.0	0.29
75-27-4	Bromodichloromethane	1.0	U	1.0	0.15
75-25-2	Bromoform	1.0	U	1.0	0.64
74-83-9	Bromomethane	1.0	U	1.0	0.41
75-15-0	Carbon disulfide	1.0	U	1.0	0.13

FORM I
GC/MS VOA ORGANICS ANALYSIS DATA SHEET

Lab Name: TestAmerica Canton | Job No.: 240-39266-1

SDG No.:

Client Sample ID: MSA-SW40D-070714 | Lab Sample ID: 240-39266-16

Matrix: Water | Lab File ID: UXR4559.D

Analysis Method: 8260B | Date Collected: 07/07/2014 12:36

Sample wt/vol: 5(mL) | Date Analyzed: 07/09/2014 18:11

Soil Aliquot Vol: | Dilution Factor: 1

Soil Extract Vol.: | GC Column: DB-624 ID: 0.18(mm)

% Moisture: | Level: (low/med) Low

Analysis Batch No.: 137768 | Units: ug/L

CAS NO.	COMPOUND NAME	RESULT	Q	RL	MDL
56-23-5	Carbon tetrachloride	1.0	U	1.0	0.13
108-90-7	Chlorobenzene	1.0	U	1.0	0.15
75-00-3	Chloroethane	1.0	U *	1.0	0.29
67-66-3	Chloroform	1.0	U	1.0	0.16
74-87-3	Chloromethane	1.0	U	1.0	0.30
156-59-2	cis-1,2-Dichloroethene	1.0	U	1.0	0.17
10061-01-5	cis-1,3-Dichloropropene	1.0	U	1.0	0.14
124-48-1	Dibromochloromethane	1.0	U	1.0	0.18
74-95-3	Dibromomethane	1.0	U	1.0	0.28
75-71-8	Dichlorodifluoromethane	1.0	U	1.0	0.31
108-20-3	Diisopropyl ether	5.0	U	5.0	1.5
100-41-4	Ethylbenzene	1.0	U	1.0	0.17
637-92-3	Ethyl-t-butyl ether (ETBE)	5.0	U	5.0	0.11
87-68-3	Hexachlorobutadiene	1.0	U	1.0	0.30
98-82-8	Isopropylbenzene	1.0	U	1.0	0.13
1634-04-4	Methyl tert-butyl ether	1.0	U	1.0	0.17
75-09-2	Methylene Chloride	1.0	U	1.0	0.33
179601-23-1	m-Xylene & p-Xylene	2.0	U	2.0	0.24
91-20-3	Naphthalene	1.0	U	1.0	0.24
104-51-8	n-Butylbenzene	1.0	U	1.0	0.12
103-65-1	n-Propylbenzene	1.0	U	1.0	0.14
95-47-6	o-Xylene	1.0	U	1.0	0.14
99-87-6	p-Isopropyltoluene	1.0	U	1.0	0.12
135-98-8	sec-Butylbenzene	1.0	U	1.0	0.13
100-42-5	Styrene	1.0	U	1.0	0.11
994-05-8	Tert-amyl-methyl ether (TAME)	5.0	U	5.0	0.067
75-65-0	tert-Butyl alcohol	20	U	20	3.9
98-06-6	tert-Butylbenzene	1.0	U	1.0	0.13
127-18-4	Tetrachloroethene	1.0	U	1.0	0.29
108-88-3	Toluene	1.0	U	1.0	0.13
156-60-5	trans-1,2-Dichloroethene	1.0	U	1.0	0.19
10061-02-6	trans-1,3-Dichloropropene	1.0	U	1.0	0.19
79-01-6	Trichloroethene	0.84	J	1.0	0.17
75-69-4	Trichlorofluoromethane	1.0	U	1.0	0.21
108-05-4	Vinyl acetate	2.0	U	2.0	0.19
75-01-4	Vinyl chloride	0.50	U	0.50	0.22

FORM I
GC/MS VOA ORGANICS ANALYSIS DATA SHEET

Lab Name: TestAmerica Canton | Job No.: 240-39266-1

SDG No.:

Client Sample ID: MSA-SW40D-070714 | Lab Sample ID: 240-39266-16

Matrix: Water | Lab File ID: UXR4559.D

Analysis Method: 8260B | Date Collected: 07/07/2014 12:36

Sample wt/vol: 5(mL) | Date Analyzed: 07/09/2014 18:11

Soil Aliquot Vol: | Dilution Factor: 1

Soil Extract Vol.: | GC Column: DB-624 ID: 0.18(mm)

% Moisture: | Level: (low/med) Low

Analysis Batch No.: 137768 | Units: ug/L

CAS NO.	COMPOUND NAME	RESULT	Q	RL	MDL
1330-20-7	Xylenes, Total	2.0	U	2.0	0.14

CAS NO.	SURROGATE	%REC	Q	LIMITS
17060-07-0	1,2-Dichloroethane-d4 (Surr)	90		63-129
460-00-4	4-Bromofluorobenzene (Surr)	68		66-120
1868-53-7	Dibromofluoromethane (Surr)	86		75-121
2037-26-5	Toluene-d8 (Surr)	81		74-120

FORM I
GC/MS VOA ORGANICS ANALYSIS DATA SHEET

Lab Name: TestAmerica Canton Job No.: 240-39266-1

SDG No.:

Client Sample ID: MSA-SW41A-070714 Lab Sample ID: 240-39266-17

Matrix: Water Lab File ID: UXR4560.D

Analysis Method: 8260B Date Collected: 07/07/2014 13:03

Sample wt/vol: 5(mL) Date Analyzed: 07/09/2014 18:34

Soil Aliquot Vol: Dilution Factor: 1

Soil Extract Vol.: GC Column: DB-624 ID: 0.18(mm)

% Moisture: Level: (low/med) Low

Analysis Batch No.: 137768 Units: ug/L

CAS NO.	COMPOUND NAME	RESULT	Q	RL	MDL
630-20-6	1,1,1,2-Tetrachloroethane	1.0	U	1.0	0.23
71-55-6	1,1,1-Trichloroethane	1.0	U	1.0	0.22
79-34-5	1,1,2,2-Tetrachloroethane	1.0	U	1.0	0.18
76-13-1	1,1,2-Trichloro-1,2,2-trichfluoroeth ane	1.0	U	1.0	0.28
75-34-3	1,1-Dichloroethane	1.0	U	1.0	0.15
75-35-4	1,1-Dichloroethene	1.0	U	1.0	0.19
563-58-6	1,1-Dichloropropene	1.0	U	1.0	0.13
87-61-6	1,2,3-Trichlorobenzene	1.0	U	1.0	0.17
96-18-4	1,2,3-Trichloropropane	1.0	U	1.0	0.43
526-73-8	1,2,3-Trimethylbenzene	5.0	U	5.0	0.0059
120-82-1	1,2,4-Trichlorobenzene	1.0	U	1.0	0.15
95-63-6	1,2,4-Trimethylbenzene	0.15	J	1.0	0.12
96-12-8	1,2-Dibromo-3-Chloropropane	5.0	U	5.0	0.67
106-93-4	1,2-Dibromoethane	1.0	U	1.0	0.24
95-50-1	1,2-Dichlorobenzene	1.0	U	1.0	0.13
107-06-2	1,2-Dichloroethane	1.0	U	1.0	0.22
78-87-5	1,2-Dichloropropane	1.0	U	1.0	0.18
541-73-1	1,3-Dichlorobenzene	1.0	U	1.0	0.14
142-28-9	1,3-Dichloropropane	1.0	U	1.0	0.16
106-46-7	1,4-Dichlorobenzene	1.0	U	1.0	0.13
594-20-7	2,2-Dichloropropane	1.0	U	1.0	0.13
78-93-3	2-Butanone	5.0	U	5.0	0.57
110-75-8	2-Chloroethyl vinyl ether	10	U	10	0.99
95-49-8	2-Chlorotoluene	1.0	U	1.0	0.11
591-78-6	2-Hexanone	5.0	U	5.0	0.41
106-43-4	4-Chlorotoluene	1.0	U	1.0	0.18
108-10-1	4-Methyl-2-pentanone	5.0	U	5.0	0.32
67-64-1	Acetone	1.1	J	5.0	1.1
71-43-2	Benzene	0.15	J	1.0	0.13
108-86-1	Bromobenzene	1.0	U	1.0	0.13
74-97-5	Bromochloromethane	1.0	U	1.0	0.29
75-27-4	Bromodichloromethane	1.0	U	1.0	0.15
75-25-2	Bromoform	1.0	U	1.0	0.64
74-83-9	Bromomethane	1.0	U	1.0	0.41
75-15-0	Carbon disulfide	1.0	U	1.0	0.13

FORM I
GC/MS VOA ORGANICS ANALYSIS DATA SHEET

Lab Name: TestAmerica Canton | Job No.: 240-39266-1

SDG No.:

Client Sample ID: MSA-SW41A-070714 | Lab Sample ID: 240-39266-17

Matrix: Water | Lab File ID: UXR4560.D

Analysis Method: 8260B | Date Collected: 07/07/2014 13:03

Sample wt/vol: 5(mL) | Date Analyzed: 07/09/2014 18:34

Soil Aliquot Vol: | Dilution Factor: 1

Soil Extract Vol.: | GC Column: DB-624 ID: 0.18(mm)

% Moisture: | Level: (low/med) Low

Analysis Batch No.: 137768 | Units: ug/L

CAS NO.	COMPOUND NAME	RESULT	Q	RL	MDL
56-23-5	Carbon tetrachloride	1.0	U	1.0	0.13
108-90-7	Chlorobenzene	1.0	U	1.0	0.15
75-00-3	Chloroethane	1.0	U *	1.0	0.29
67-66-3	Chloroform	1.0	U	1.0	0.16
74-87-3	Chloromethane	1.0	U	1.0	0.30
156-59-2	cis-1,2-Dichloroethene	1.1		1.0	0.17
10061-01-5	cis-1,3-Dichloropropene	1.0	U	1.0	0.14
124-48-1	Dibromochloromethane	1.0	U	1.0	0.18
74-95-3	Dibromomethane	1.0	U	1.0	0.28
75-71-8	Dichlorodifluoromethane	1.0	U	1.0	0.31
108-20-3	Diisopropyl ether	5.0	U	5.0	1.5
100-41-4	Ethylbenzene	1.0	U	1.0	0.17
637-92-3	Ethyl-t-butyl ether (ETBE)	5.0	U	5.0	0.11
87-68-3	Hexachlorobutadiene	1.0	U	1.0	0.30
98-82-8	Isopropylbenzene	1.0	U	1.0	0.13
1634-04-4	Methyl tert-butyl ether	1.0	U	1.0	0.17
75-09-2	Methylene Chloride	1.0	U	1.0	0.33
179601-23-1	m-Xylene & p-Xylene	0.30	J	2.0	0.24
91-20-3	Naphthalene	1.0	U	1.0	0.24
104-51-8	n-Butylbenzene	1.0	U	1.0	0.12
103-65-1	n-Propylbenzene	1.0	U	1.0	0.14
95-47-6	o-Xylene	0.14	J	1.0	0.14
99-87-6	p-Isopropyltoluene	1.0	U	1.0	0.12
135-98-8	sec-Butylbenzene	1.0	U	1.0	0.13
100-42-5	Styrene	1.0	U	1.0	0.11
994-05-8	Tert-amyl-methyl ether (TAME)	5.0	U	5.0	0.067
75-65-0	tert-Butyl alcohol	20	U	20	3.9
98-06-6	tert-Butylbenzene	1.0	U	1.0	0.13
127-18-4	Tetrachloroethene	1.0	U	1.0	0.29
108-88-3	Toluene	0.71	J	1.0	0.13
156-60-5	trans-1,2-Dichloroethene	1.0	U	1.0	0.19
10061-02-6	trans-1,3-Dichloropropene	1.0	U	1.0	0.19
79-01-6	Trichloroethene	1.6		1.0	0.17
75-69-4	Trichlorofluoromethane	1.0	U	1.0	0.21
108-05-4	Vinyl acetate	2.0	U	2.0	0.19
75-01-4	Vinyl chloride	0.37	J	0.50	0.22

FORM I
GC/MS VOA ORGANICS ANALYSIS DATA SHEET

Lab Name: TestAmerica Canton | Job No.: 240-39266-1

SDG No.:

Client Sample ID: MSA-SW41A-070714 | Lab Sample ID: 240-39266-17

Matrix: Water | Lab File ID: UXR4560.D

Analysis Method: 8260B | Date Collected: 07/07/2014 13:03

Sample wt/vol: 5(mL) | Date Analyzed: 07/09/2014 18:34

Soil Aliquot Vol: | Dilution Factor: 1

Soil Extract Vol.: | GC Column: DB-624 ID: 0.18(mm)

% Moisture: | Level: (low/med) Low

Analysis Batch No.: 137768 | Units: ug/L

CAS NO.	COMPOUND NAME	RESULT	Q	RL	MDL
1330-20-7	Xylenes, Total	0.44	J	2.0	0.14

CAS NO.	SURROGATE	%REC	Q	LIMITS
17060-07-0	1,2-Dichloroethane-d4 (Surr)	94		63-129
460-00-4	4-Bromofluorobenzene (Surr)	72		66-120
1868-53-7	Dibromofluoromethane (Surr)	88		75-121
2037-26-5	Toluene-d8 (Surr)	83		74-120

FORM I
GC/MS VOA ORGANICS ANALYSIS DATA SHEET

Lab Name: TestAmerica Canton | Job No.: 240-39266-1

SDG No.:

Client Sample ID: MSA-SW41B-070714 | Lab Sample ID: 240-39266-18

Matrix: Water | Lab File ID: UXR4587.D

Analysis Method: 8260B | Date Collected: 07/07/2014 13:08

Sample wt/vol: 5(mL) | Date Analyzed: 07/10/2014 19:59

Soil Aliquot Vol: | Dilution Factor: 1

Soil Extract Vol.: | GC Column: DB-624 ID: 0.18(mm)

% Moisture: | Level: (low/med) Low

Analysis Batch No.: 137993 | Units: ug/L

CAS NO.	COMPOUND NAME	RESULT	Q	RL	MDL
630-20-6	1,1,1,2-Tetrachloroethane	1.0	U	1.0	0.23
71-55-6	1,1,1-Trichloroethane	1.0	U	1.0	0.22
79-34-5	1,1,2,2-Tetrachloroethane	1.0	U	1.0	0.18
76-13-1	1,1,2-Trichloro-1,2,2-trichfluoroethane	1.0	U	1.0	0.28
75-34-3	1,1-Dichloroethane	1.0	U	1.0	0.15
75-35-4	1,1-Dichloroethene	1.0	U	1.0	0.19
563-58-6	1,1-Dichloropropene	1.0	U	1.0	0.13
87-61-6	1,2,3-Trichlorobenzene	1.0	U	1.0	0.17
96-18-4	1,2,3-Trichloropropane	1.0	U	1.0	0.43
526-73-8	1,2,3-Trimethylbenzene	5.0	U	5.0	0.0059
120-82-1	1,2,4-Trichlorobenzene	1.0	U	1.0	0.15
95-63-6	1,2,4-Trimethylbenzene	1.0	U	1.0	0.12
96-12-8	1,2-Dibromo-3-Chloropropane	5.0	U	5.0	0.67
106-93-4	1,2-Dibromoethane	1.0	U	1.0	0.24
95-50-1	1,2-Dichlorobenzene	1.0	U	1.0	0.13
107-06-2	1,2-Dichloroethane	1.0	U	1.0	0.22
78-87-5	1,2-Dichloropropane	1.0	U	1.0	0.18
541-73-1	1,3-Dichlorobenzene	1.0	U	1.0	0.14
142-28-9	1,3-Dichloropropane	1.0	U	1.0	0.16
106-46-7	1,4-Dichlorobenzene	1.0	U	1.0	0.13
594-20-7	2,2-Dichloropropane	1.0	U	1.0	0.13
78-93-3	2-Butanone	5.0	U	5.0	0.57
110-75-8	2-Chloroethyl vinyl ether	10	U	10	0.99
95-49-8	2-Chlorotoluene	1.0	U	1.0	0.11
591-78-6	2-Hexanone	5.0	U	5.0	0.41
106-43-4	4-Chlorotoluene	1.0	U	1.0	0.18
108-10-1	4-Methyl-2-pentanone	5.0	U	5.0	0.32
67-64-1	Acetone	5.0	U	5.0	1.1
71-43-2	Benzene	1.0	U	1.0	0.13
108-86-1	Bromobenzene	1.0	U	1.0	0.13
74-97-5	Bromochloromethane	1.0	U	1.0	0.29
75-27-4	Bromodichloromethane	1.0	U	1.0	0.15
75-25-2	Bromoform	1.0	U	1.0	0.64
74-83-9	Bromomethane	1.0	U	1.0	0.41
75-15-0	Carbon disulfide	1.0	U	1.0	0.13

FORM I
GC/MS VOA ORGANICS ANALYSIS DATA SHEET

Lab Name: TestAmerica Canton | Job No.: 240-39266-1

SDG No.:

Client Sample ID: MSA-SW41B-070714 | Lab Sample ID: 240-39266-18

Matrix: Water | Lab File ID: UXR4587.D

Analysis Method: 8260B | Date Collected: 07/07/2014 13:08

Sample wt/vol: 5(mL) | Date Analyzed: 07/10/2014 19:59

Soil Aliquot Vol: | Dilution Factor: 1

Soil Extract Vol.: | GC Column: DB-624 ID: 0.18(mm)

% Moisture: | Level: (low/med) Low

Analysis Batch No.: 137993 | Units: ug/L

CAS NO.	COMPOUND NAME	RESULT	Q	RL	MDL
56-23-5	Carbon tetrachloride	1.0	U	1.0	0.13
108-90-7	Chlorobenzene	1.0	U	1.0	0.15
75-00-3	Chloroethane	1.0	U	1.0	0.29
67-66-3	Chloroform	1.0	U	1.0	0.16
74-87-3	Chloromethane	1.0	U	1.0	0.30
156-59-2	cis-1,2-Dichloroethene	1.0	U	1.0	0.17
10061-01-5	cis-1,3-Dichloropropene	1.0	U	1.0	0.14
124-48-1	Dibromochloromethane	1.0	U	1.0	0.18
74-95-3	Dibromomethane	1.0	U	1.0	0.28
75-71-8	Dichlorodifluoromethane	1.0	U	1.0	0.31
108-20-3	Diisopropyl ether	5.0	U	5.0	1.5
100-41-4	Ethylbenzene	1.0	U	1.0	0.17
637-92-3	Ethyl-t-butyl ether (ETBE)	5.0	U	5.0	0.11
87-68-3	Hexachlorobutadiene	1.0	U	1.0	0.30
98-82-8	Isopropylbenzene	1.0	U	1.0	0.13
1634-04-4	Methyl tert-butyl ether	1.0	U	1.0	0.17
75-09-2	Methylene Chloride	1.0	U	1.0	0.33
179601-23-1	m-Xylene & p-Xylene	2.0	U	2.0	0.24
91-20-3	Naphthalene	1.0	U	1.0	0.24
104-51-8	n-Butylbenzene	1.0	U	1.0	0.12
103-65-1	n-Propylbenzene	1.0	U	1.0	0.14
95-47-6	o-Xylene	1.0	U	1.0	0.14
99-87-6	p-Isopropyltoluene	1.0	U	1.0	0.12
135-98-8	sec-Butylbenzene	1.0	U	1.0	0.13
100-42-5	Styrene	1.0	U	1.0	0.11
994-05-8	Tert-amyl-methyl ether (TAME)	5.0	U	5.0	0.067
75-65-0	tert-Butyl alcohol	20	U *	20	3.9
98-06-6	tert-Butylbenzene	1.0	U	1.0	0.13
127-18-4	Tetrachloroethene	1.0	U	1.0	0.29
108-88-3	Toluene	1.0	U	1.0	0.13
156-60-5	trans-1,2-Dichloroethene	1.0	U	1.0	0.19
10061-02-6	trans-1,3-Dichloropropene	1.0	U	1.0	0.19
79-01-6	Trichloroethene	0.50	J	1.0	0.17
75-69-4	Trichlorofluoromethane	1.0	U	1.0	0.21
108-05-4	Vinyl acetate	2.0	U	2.0	0.19
75-01-4	Vinyl chloride	0.50	U	0.50	0.22

FORM I
GC/MS VOA ORGANICS ANALYSIS DATA SHEET

Lab Name: TestAmerica Canton | Job No.: 240-39266-1

SDG No.:

Client Sample ID: MSA-SW41B-070714 | Lab Sample ID: 240-39266-18

Matrix: Water | Lab File ID: UXR4587.D

Analysis Method: 8260B | Date Collected: 07/07/2014 13:08

Sample wt/vol: 5(mL) | Date Analyzed: 07/10/2014 19:59

Soil Aliquot Vol: | Dilution Factor: 1

Soil Extract Vol.: | GC Column: DB-624 ID: 0.18(mm)

% Moisture: | Level: (low/med) Low

Analysis Batch No.: 137993 | Units: ug/L

CAS NO.	COMPOUND NAME	RESULT	Q	RL	MDL
1330-20-7	Xylenes, Total	2.0	U	2.0	0.14

CAS NO.	SURROGATE	%REC	Q	LIMITS
17060-07-0	1,2-Dichloroethane-d4 (Surr)	89		63-129
460-00-4	4-Bromofluorobenzene (Surr)	68		66-120
1868-53-7	Dibromofluoromethane (Surr)	84		75-121
2037-26-5	Toluene-d8 (Surr)	78		74-120

FORM I
GC/MS VOA ORGANICS ANALYSIS DATA SHEET

Lab Name: TestAmerica Canton | Job No.: 240-39266-1

SDG No.:

Client Sample ID: MSA-SW41C-070714 | Lab Sample ID: 240-39266-19

Matrix: Water | Lab File ID: UXR4562.D

Analysis Method: 8260B | Date Collected: 07/07/2014 13:12

Sample wt/vol: 5(mL) | Date Analyzed: 07/09/2014 19:19

Soil Aliquot Vol: | Dilution Factor: 1

Soil Extract Vol.: | GC Column: DB-624 ID: 0.18(mm)

% Moisture: | Level: (low/med) Low

Analysis Batch No.: 137768 | Units: ug/L

CAS NO.	COMPOUND NAME	RESULT	Q	RL	MDL
630-20-6	1,1,1,2-Tetrachloroethane	1.0	U	1.0	0.23
71-55-6	1,1,1-Trichloroethane	1.0	U	1.0	0.22
79-34-5	1,1,2,2-Tetrachloroethane	1.0	U	1.0	0.18
76-13-1	1,1,2-Trichloro-1,2,2-trichfluoroeth ane	1.0	U	1.0	0.28
75-34-3	1,1-Dichloroethane	1.0	U	1.0	0.15
75-35-4	1,1-Dichloroethene	1.0	U	1.0	0.19
563-58-6	1,1-Dichloropropene	1.0	U	1.0	0.13
87-61-6	1,2,3-Trichlorobenzene	1.0	U	1.0	0.17
96-18-4	1,2,3-Trichloropropane	1.0	U	1.0	0.43
526-73-8	1,2,3-Trimethylbenzene	5.0	U	5.0	0.0059
120-82-1	1,2,4-Trichlorobenzene	1.0	U	1.0	0.15
95-63-6	1,2,4-Trimethylbenzene	1.0	U	1.0	0.12
96-12-8	1,2-Dibromo-3-Chloropropane	5.0	U	5.0	0.67
106-93-4	1,2-Dibromoethane	1.0	U	1.0	0.24
95-50-1	1,2-Dichlorobenzene	1.0	U	1.0	0.13
107-06-2	1,2-Dichloroethane	1.0	U	1.0	0.22
78-87-5	1,2-Dichloropropane	1.0	U	1.0	0.18
541-73-1	1,3-Dichlorobenzene	1.0	U	1.0	0.14
142-28-9	1,3-Dichloropropane	1.0	U	1.0	0.16
106-46-7	1,4-Dichlorobenzene	1.0	U	1.0	0.13
594-20-7	2,2-Dichloropropane	1.0	U	1.0	0.13
78-93-3	2-Butanone	5.0	U	5.0	0.57
110-75-8	2-Chloroethyl vinyl ether	10	U	10	0.99
95-49-8	2-Chlorotoluene	1.0	U	1.0	0.11
591-78-6	2-Hexanone	5.0	U	5.0	0.41
106-43-4	4-Chlorotoluene	1.0	U	1.0	0.18
108-10-1	4-Methyl-2-pentanone	5.0	U	5.0	0.32
67-64-1	Acetone	5.0	U	5.0	1.1
71-43-2	Benzene	1.0	U	1.0	0.13
108-86-1	Bromobenzene	1.0	U	1.0	0.13
74-97-5	Bromochloromethane	1.0	U	1.0	0.29
75-27-4	Bromodichloromethane	1.0	U	1.0	0.15
75-25-2	Bromoform	1.0	U	1.0	0.64
74-83-9	Bromomethane	1.0	U	1.0	0.41
75-15-0	Carbon disulfide	1.0	U	1.0	0.13

FORM I
GC/MS VOA ORGANICS ANALYSIS DATA SHEET

Lab Name: TestAmerica Canton | Job No.: 240-39266-1

SDG No.:

Client Sample ID: MSA-SW41C-070714 | Lab Sample ID: 240-39266-19

Matrix: Water | Lab File ID: UXR4562.D

Analysis Method: 8260B | Date Collected: 07/07/2014 13:12

Sample wt/vol: 5(mL) | Date Analyzed: 07/09/2014 19:19

Soil Aliquot Vol: | Dilution Factor: 1

Soil Extract Vol.: | GC Column: DB-624 ID: 0.18(mm)

% Moisture: | Level: (low/med) Low

Analysis Batch No.: 137768 | Units: ug/L

CAS NO.	COMPOUND NAME	RESULT	Q	RL	MDL
56-23-5	Carbon tetrachloride	1.0	U	1.0	0.13
108-90-7	Chlorobenzene	1.0	U	1.0	0.15
75-00-3	Chloroethane	1.0	U *	1.0	0.29
67-66-3	Chloroform	1.0	U	1.0	0.16
74-87-3	Chloromethane	1.0	U	1.0	0.30
156-59-2	cis-1,2-Dichloroethene	1.0	U	1.0	0.17
10061-01-5	cis-1,3-Dichloropropene	1.0	U	1.0	0.14
124-48-1	Dibromochloromethane	1.0	U	1.0	0.18
74-95-3	Dibromomethane	1.0	U	1.0	0.28
75-71-8	Dichlorodifluoromethane	1.0	U	1.0	0.31
108-20-3	Diisopropyl ether	5.0	U	5.0	1.5
100-41-4	Ethylbenzene	1.0	U	1.0	0.17
637-92-3	Ethyl-t-butyl ether (ETBE)	5.0	U	5.0	0.11
87-68-3	Hexachlorobutadiene	1.0	U	1.0	0.30
98-82-8	Isopropylbenzene	1.0	U	1.0	0.13
1634-04-4	Methyl tert-butyl ether	1.0	U	1.0	0.17
75-09-2	Methylene Chloride	1.0	U	1.0	0.33
179601-23-1	m-Xylene & p-Xylene	2.0	U	2.0	0.24
91-20-3	Naphthalene	1.0	U	1.0	0.24
104-51-8	n-Butylbenzene	1.0	U	1.0	0.12
103-65-1	n-Propylbenzene	1.0	U	1.0	0.14
95-47-6	o-Xylene	1.0	U	1.0	0.14
99-87-6	p-Isopropyltoluene	1.0	U	1.0	0.12
135-98-8	sec-Butylbenzene	1.0	U	1.0	0.13
100-42-5	Styrene	1.0	U	1.0	0.11
994-05-8	Tert-amyl-methyl ether (TAME)	5.0	U	5.0	0.067
75-65-0	tert-Butyl alcohol	20	U	20	3.9
98-06-6	tert-Butylbenzene	1.0	U	1.0	0.13
127-18-4	Tetrachloroethene	1.0	U	1.0	0.29
108-88-3	Toluene	0.19	J	1.0	0.13
156-60-5	trans-1,2-Dichloroethene	1.0	U	1.0	0.19
10061-02-6	trans-1,3-Dichloropropene	1.0	U	1.0	0.19
79-01-6	Trichloroethene	0.45	J	1.0	0.17
75-69-4	Trichlorofluoromethane	1.0	U	1.0	0.21
108-05-4	Vinyl acetate	2.0	U	2.0	0.19
75-01-4	Vinyl chloride	0.50	U	0.50	0.22

FORM I
GC/MS VOA ORGANICS ANALYSIS DATA SHEET

Lab Name: TestAmerica Canton | Job No.: 240-39266-1

SDG No.:

Client Sample ID: MSA-SW41C-070714 | Lab Sample ID: 240-39266-19

Matrix: Water | Lab File ID: UXR4562.D

Analysis Method: 8260B | Date Collected: 07/07/2014 13:12

Sample wt/vol: 5(mL) | Date Analyzed: 07/09/2014 19:19

Soil Aliquot Vol: | Dilution Factor: 1

Soil Extract Vol.: | GC Column: DB-624 ID: 0.18(mm)

% Moisture: | Level: (low/med) Low

Analysis Batch No.: 137768 | Units: ug/L

CAS NO.	COMPOUND NAME	RESULT	Q	RL	MDL
1330-20-7	Xylenes, Total	2.0	U	2.0	0.14

CAS NO.	SURROGATE	%REC	Q	LIMITS
17060-07-0	1,2-Dichloroethane-d4 (Surr)	89		63-129
460-00-4	4-Bromofluorobenzene (Surr)	66		66-120
1868-53-7	Dibromofluoromethane (Surr)	84		75-121
2037-26-5	Toluene-d8 (Surr)	79		74-120

FORM I
GC/MS VOA ORGANICS ANALYSIS DATA SHEET

Lab Name: TestAmerica Canton | Job No.: 240-39266-1

SDG No.:

Client Sample ID: MSA-SW41D-070714 | Lab Sample ID: 240-39266-20

Matrix: Water | Lab File ID: UXR4563.D

Analysis Method: 8260B | Date Collected: 07/07/2014 13:16

Sample wt/vol: 5(mL) | Date Analyzed: 07/09/2014 19:42

Soil Aliquot Vol: | Dilution Factor: 1

Soil Extract Vol.: | GC Column: DB-624 ID: 0.18(mm)

% Moisture: | Level: (low/med) Low

Analysis Batch No.: 137768 | Units: ug/L

CAS NO.	COMPOUND NAME	RESULT	Q	RL	MDL
630-20-6	1,1,1,2-Tetrachloroethane	1.0	U	1.0	0.23
71-55-6	1,1,1-Trichloroethane	1.0	U	1.0	0.22
79-34-5	1,1,2,2-Tetrachloroethane	1.0	U	1.0	0.18
76-13-1	1,1,2-Trichloro-1,2,2-trichfluoroeth ane	1.0	U	1.0	0.28
75-34-3	1,1-Dichloroethane	1.0	U	1.0	0.15
75-35-4	1,1-Dichloroethene	1.0	U	1.0	0.19
563-58-6	1,1-Dichloropropene	1.0	U	1.0	0.13
87-61-6	1,2,3-Trichlorobenzene	1.0	U	1.0	0.17
96-18-4	1,2,3-Trichloropropane	1.0	U	1.0	0.43
526-73-8	1,2,3-Trimethylbenzene	5.0	U	5.0	0.0059
120-82-1	1,2,4-Trichlorobenzene	1.0	U	1.0	0.15
95-63-6	1,2,4-Trimethylbenzene	0.17	J	1.0	0.12
96-12-8	1,2-Dibromo-3-Chloropropane	5.0	U	5.0	0.67
106-93-4	1,2-Dibromoethane	1.0	U	1.0	0.24
95-50-1	1,2-Dichlorobenzene	1.0	U	1.0	0.13
107-06-2	1,2-Dichloroethane	1.0	U	1.0	0.22
78-87-5	1,2-Dichloropropane	1.0	U	1.0	0.18
541-73-1	1,3-Dichlorobenzene	1.0	U	1.0	0.14
142-28-9	1,3-Dichloropropane	1.0	U	1.0	0.16
106-46-7	1,4-Dichlorobenzene	1.0	U	1.0	0.13
594-20-7	2,2-Dichloropropane	1.0	U	1.0	0.13
78-93-3	2-Butanone	5.0	U	5.0	0.57
110-75-8	2-Chloroethyl vinyl ether	10	U	10	0.99
95-49-8	2-Chlorotoluene	1.0	U	1.0	0.11
591-78-6	2-Hexanone	5.0	U	5.0	0.41
106-43-4	4-Chlorotoluene	1.0	U	1.0	0.18
108-10-1	4-Methyl-2-pentanone	5.0	U	5.0	0.32
67-64-1	Acetone	5.0	U	5.0	1.1
71-43-2	Benzene	0.21	J	1.0	0.13
108-86-1	Bromobenzene	1.0	U	1.0	0.13
74-97-5	Bromochloromethane	1.0	U	1.0	0.29
75-27-4	Bromodichloromethane	1.0	U	1.0	0.15
75-25-2	Bromoform	1.0	U	1.0	0.64
74-83-9	Bromomethane	1.0	U	1.0	0.41
75-15-0	Carbon disulfide	1.0	U	1.0	0.13

FORM I
GC/MS VOA ORGANICS ANALYSIS DATA SHEET

Lab Name: TestAmerica Canton | Job No.: 240-39266-1

SDG No.:

Client Sample ID: MSA-SW41D-070714 | Lab Sample ID: 240-39266-20

Matrix: Water | Lab File ID: UXR4563.D

Analysis Method: 8260B | Date Collected: 07/07/2014 13:16

Sample wt/vol: 5(mL) | Date Analyzed: 07/09/2014 19:42

Soil Aliquot Vol: | Dilution Factor: 1

Soil Extract Vol.: | GC Column: DB-624 ID: 0.18(mm)

% Moisture: | Level: (low/med) Low

Analysis Batch No.: 137768 | Units: ug/L

CAS NO.	COMPOUND NAME	RESULT	Q	RL	MDL
56-23-5	Carbon tetrachloride	1.0	U	1.0	0.13
108-90-7	Chlorobenzene	1.0	U	1.0	0.15
75-00-3	Chloroethane	1.0	U *	1.0	0.29
67-66-3	Chloroform	1.0	U	1.0	0.16
74-87-3	Chloromethane	1.0	U	1.0	0.30
156-59-2	cis-1,2-Dichloroethene	1.0	U	1.0	0.17
10061-01-5	cis-1,3-Dichloropropene	1.0	U	1.0	0.14
124-48-1	Dibromochloromethane	1.0	U	1.0	0.18
74-95-3	Dibromomethane	1.0	U	1.0	0.28
75-71-8	Dichlorodifluoromethane	1.0	U	1.0	0.31
108-20-3	Diisopropyl ether	5.0	U	5.0	1.5
100-41-4	Ethylbenzene	1.0	U	1.0	0.17
637-92-3	Ethyl-t-butyl ether (ETBE)	5.0	U	5.0	0.11
87-68-3	Hexachlorobutadiene	1.0	U	1.0	0.30
98-82-8	Isopropylbenzene	1.0	U	1.0	0.13
1634-04-4	Methyl tert-butyl ether	1.0	U	1.0	0.17
75-09-2	Methylene Chloride	1.0	U	1.0	0.33
179601-23-1	m-Xylene & p-Xylene	0.39	J	2.0	0.24
91-20-3	Naphthalene	1.0	U	1.0	0.24
104-51-8	n-Butylbenzene	1.0	U	1.0	0.12
103-65-1	n-Propylbenzene	1.0	U	1.0	0.14
95-47-6	o-Xylene	0.20	J	1.0	0.14
99-87-6	p-Isopropyltoluene	1.0	U	1.0	0.12
135-98-8	sec-Butylbenzene	1.0	U	1.0	0.13
100-42-5	Styrene	1.0	U	1.0	0.11
994-05-8	Tert-amyl-methyl ether (TAME)	5.0	U	5.0	0.067
75-65-0	tert-Butyl alcohol	20	U	20	3.9
98-06-6	tert-Butylbenzene	1.0	U	1.0	0.13
127-18-4	Tetrachloroethene	1.0	U	1.0	0.29
108-88-3	Toluene	0.95	J	1.0	0.13
156-60-5	trans-1,2-Dichloroethene	1.0	U	1.0	0.19
10061-02-6	trans-1,3-Dichloropropene	1.0	U	1.0	0.19
79-01-6	Trichloroethene	0.38	J	1.0	0.17
75-69-4	Trichlorofluoromethane	1.0	U	1.0	0.21
108-05-4	Vinyl acetate	2.0	U	2.0	0.19
75-01-4	Vinyl chloride	0.50	U	0.50	0.22

FORM I
GC/MS VOA ORGANICS ANALYSIS DATA SHEET

Lab Name: TestAmerica Canton | Job No.: 240-39266-1

SDG No.:

Client Sample ID: MSA-SW41D-070714 | Lab Sample ID: 240-39266-20

Matrix: Water | Lab File ID: UXR4563.D

Analysis Method: 8260B | Date Collected: 07/07/2014 13:16

Sample wt/vol: 5(mL) | Date Analyzed: 07/09/2014 19:42

Soil Aliquot Vol: | Dilution Factor: 1

Soil Extract Vol.: | GC Column: DB-624 ID: 0.18(mm)

% Moisture: | Level: (low/med) Low

Analysis Batch No.: 137768 | Units: ug/L

CAS NO.	COMPOUND NAME	RESULT	Q	RL	MDL
1330-20-7	Xylenes, Total	0.59	J	2.0	0.14

CAS NO.	SURROGATE	%REC	Q	LIMITS
17060-07-0	1,2-Dichloroethane-d4 (Surr)	95		63-129
460-00-4	4-Bromofluorobenzene (Surr)	73		66-120
1868-53-7	Dibromofluoromethane (Surr)	89		75-121
2037-26-5	Toluene-d8 (Surr)	84		74-120

FORM I
GC/MS VOA ORGANICS ANALYSIS DATA SHEET

Lab Name: TestAmerica Canton | Job No.: 240-39266-1

SDG No.:

Client Sample ID: MSA-SW42A-070714 | Lab Sample ID: 240-39266-21

Matrix: Water | Lab File ID: UX944818.D

Analysis Method: 8260B | Date Collected: 07/07/2014 10:15

Sample wt/vol: 5(mL) | Date Analyzed: 07/09/2014 19:51

Soil Aliquot Vol: | Dilution Factor: 1

Soil Extract Vol.: | GC Column: DB-624 ID: 0.18(mm)

% Moisture: | Level: (low/med) Low

Analysis Batch No.: 137882 | Units: ug/L

CAS NO.	COMPOUND NAME	RESULT	Q	RL	MDL
630-20-6	1,1,1,2-Tetrachloroethane	1.0	U	1.0	0.23
71-55-6	1,1,1-Trichloroethane	1.0	U	1.0	0.22
79-34-5	1,1,2,2-Tetrachloroethane	1.0	U	1.0	0.18
76-13-1	1,1,2-Trichloro-1,2,2-trichfluoroeth ane	1.0	U	1.0	0.28
75-34-3	1,1-Dichloroethane	1.0	U	1.0	0.15
75-35-4	1,1-Dichloroethene	1.0	U	1.0	0.19
563-58-6	1,1-Dichloropropene	1.0	U	1.0	0.13
87-61-6	1,2,3-Trichlorobenzene	1.0	U	1.0	0.17
96-18-4	1,2,3-Trichloropropane	1.0	U	1.0	0.43
526-73-8	1,2,3-Trimethylbenzene	5.0	U	5.0	0.0059
120-82-1	1,2,4-Trichlorobenzene	1.0	U	1.0	0.15
95-63-6	1,2,4-Trimethylbenzene	0.41	J	1.0	0.12
96-12-8	1,2-Dibromo-3-Chloropropane	5.0	U	5.0	0.67
106-93-4	1,2-Dibromoethane	1.0	U	1.0	0.24
95-50-1	1,2-Dichlorobenzene	1.0	U	1.0	0.13
107-06-2	1,2-Dichloroethane	1.0	U	1.0	0.22
78-87-5	1,2-Dichloropropane	1.0	U	1.0	0.18
541-73-1	1,3-Dichlorobenzene	1.0	U	1.0	0.14
142-28-9	1,3-Dichloropropane	1.0	U	1.0	0.16
106-46-7	1,4-Dichlorobenzene	1.0	U	1.0	0.13
594-20-7	2,2-Dichloropropane	1.0	U	1.0	0.13
78-93-3	2-Butanone	5.0	U	5.0	0.57
110-75-8	2-Chloroethyl vinyl ether	10	U	10	0.99
95-49-8	2-Chlorotoluene	1.0	U	1.0	0.11
591-78-6	2-Hexanone	5.0	U	5.0	0.41
106-43-4	4-Chlorotoluene	1.0	U	1.0	0.18
108-10-1	4-Methyl-2-pentanone	5.0	U	5.0	0.32
67-64-1	Acetone	5.0	U	5.0	1.1
71-43-2	Benzene	0.20	J	1.0	0.13
108-86-1	Bromobenzene	1.0	U	1.0	0.13
74-97-5	Bromochloromethane	1.0	U	1.0	0.29
75-27-4	Bromodichloromethane	1.0	U	1.0	0.15
75-25-2	Bromoform	1.0	U	1.0	0.64
74-83-9	Bromomethane	1.0	U	1.0	0.41
75-15-0	Carbon disulfide	1.4		1.0	0.13

FORM I
GC/MS VOA ORGANICS ANALYSIS DATA SHEET

Lab Name: TestAmerica Canton | Job No.: 240-39266-1

SDG No.:

Client Sample ID: MSA-SW42A-070714 | Lab Sample ID: 240-39266-21

Matrix: Water | Lab File ID: UX944818.D

Analysis Method: 8260B | Date Collected: 07/07/2014 10:15

Sample wt/vol: 5(mL) | Date Analyzed: 07/09/2014 19:51

Soil Aliquot Vol: | Dilution Factor: 1

Soil Extract Vol.: | GC Column: DB-624 ID: 0.18(mm)

% Moisture: | Level: (low/med) Low

Analysis Batch No.: 137882 | Units: ug/L

CAS NO.	COMPOUND NAME	RESULT	Q	RL	MDL
56-23-5	Carbon tetrachloride	1.0	U	1.0	0.13
108-90-7	Chlorobenzene	1.0	U	1.0	0.15
75-00-3	Chloroethane	1.0	U	1.0	0.29
67-66-3	Chloroform	1.0	U	1.0	0.16
74-87-3	Chloromethane	1.0	U	1.0	0.30
156-59-2	cis-1,2-Dichloroethene	0.37	J	1.0	0.17
10061-01-5	cis-1,3-Dichloropropene	1.0	U	1.0	0.14
124-48-1	Dibromochloromethane	1.0	U	1.0	0.18
74-95-3	Dibromomethane	1.0	U	1.0	0.28
75-71-8	Dichlorodifluoromethane	1.0	U	1.0	0.31
108-20-3	Diisopropyl ether	5.0	U	5.0	1.5
100-41-4	Ethylbenzene	1.0	U	1.0	0.17
637-92-3	Ethyl-t-butyl ether (ETBE)	5.0	U	5.0	0.11
87-68-3	Hexachlorobutadiene	1.0	U	1.0	0.30
98-82-8	Isopropylbenzene	1.0	U	1.0	0.13
1634-04-4	Methyl tert-butyl ether	1.0	U	1.0	0.17
75-09-2	Methylene Chloride	1.0	U	1.0	0.33
179601-23-1	m-Xylene & p-Xylene	0.68	J	2.0	0.24
91-20-3	Naphthalene	1.0	U	1.0	0.24
104-51-8	n-Butylbenzene	1.0	U	1.0	0.12
103-65-1	n-Propylbenzene	1.0	U	1.0	0.14
95-47-6	o-Xylene	0.27	J	1.0	0.14
99-87-6	p-Isopropyltoluene	1.0	U	1.0	0.12
135-98-8	sec-Butylbenzene	1.0	U	1.0	0.13
100-42-5	Styrene	1.0	U	1.0	0.11
994-05-8	Tert-amyl-methyl ether (TAME)	5.0	U	5.0	0.067
75-65-0	tert-Butyl alcohol	20	U	20	3.9
98-06-6	tert-Butylbenzene	1.0	U	1.0	0.13
127-18-4	Tetrachloroethene	1.0	U	1.0	0.29
108-88-3	Toluene	0.92	J	1.0	0.13
156-60-5	trans-1,2-Dichloroethene	1.0	U	1.0	0.19
10061-02-6	trans-1,3-Dichloropropene	1.0	U	1.0	0.19
79-01-6	Trichloroethene	0.67	J	1.0	0.17
75-69-4	Trichlorofluoromethane	1.0	U	1.0	0.21
108-05-4	Vinyl acetate	2.0	U	2.0	0.19
75-01-4	Vinyl chloride	0.43	J	0.50	0.22

FORM I
GC/MS VOA ORGANICS ANALYSIS DATA SHEET

Lab Name: TestAmerica Canton | Job No.: 240-39266-1

SDG No.:

Client Sample ID: MSA-SW42A-070714 | Lab Sample ID: 240-39266-21

Matrix: Water | Lab File ID: UX944818.D

Analysis Method: 8260B | Date Collected: 07/07/2014 10:15

Sample wt/vol: 5(mL) | Date Analyzed: 07/09/2014 19:51

Soil Aliquot Vol: | Dilution Factor: 1

Soil Extract Vol.: | GC Column: DB-624 ID: 0.18(mm)

% Moisture: | Level: (low/med) Low

Analysis Batch No.: 137882 | Units: ug/L

CAS NO.	COMPOUND NAME	RESULT	Q	RL	MDL
1330-20-7	Xylenes, Total	0.95	J	2.0	0.14

CAS NO.	SURROGATE	%REC	Q	LIMITS
17060-07-0	1,2-Dichloroethane-d4 (Surr)	89		63-129
460-00-4	4-Bromofluorobenzene (Surr)	85		66-120
1868-53-7	Dibromofluoromethane (Surr)	94		75-121
2037-26-5	Toluene-d8 (Surr)	96		74-120

FORM I
GC/MS VOA ORGANICS ANALYSIS DATA SHEET

Lab Name: TestAmerica Canton | Job No.: 240-39266-1

SDG No.:

Client Sample ID: MSA-SW42B-070714 | Lab Sample ID: 240-39266-22

Matrix: Water | Lab File ID: UX944819.D

Analysis Method: 8260B | Date Collected: 07/07/2014 10:22

Sample wt/vol: 5(mL) | Date Analyzed: 07/09/2014 20:14

Soil Aliquot Vol: | Dilution Factor: 1

Soil Extract Vol.: | GC Column: DB-624 ID: 0.18(mm)

% Moisture: | Level: (low/med) Low

Analysis Batch No.: 137882 | Units: ug/L

CAS NO.	COMPOUND NAME	RESULT	Q	RL	MDL
630-20-6	1,1,1,2-Tetrachloroethane	1.0	U	1.0	0.23
71-55-6	1,1,1-Trichloroethane	1.0	U	1.0	0.22
79-34-5	1,1,2,2-Tetrachloroethane	1.0	U	1.0	0.18
76-13-1	1,1,2-Trichloro-1,2,2-trichfluoroeth ane	1.0	U	1.0	0.28
75-34-3	1,1-Dichloroethane	1.0	U	1.0	0.15
75-35-4	1,1-Dichloroethene	1.0	U	1.0	0.19
563-58-6	1,1-Dichloropropene	1.0	U	1.0	0.13
87-61-6	1,2,3-Trichlorobenzene	1.0	U	1.0	0.17
96-18-4	1,2,3-Trichloropropane	1.0	U	1.0	0.43
526-73-8	1,2,3-Trimethylbenzene	5.0	U	5.0	0.0059
120-82-1	1,2,4-Trichlorobenzene	1.0	U	1.0	0.15
95-63-6	1,2,4-Trimethylbenzene	1.0	U	1.0	0.12
96-12-8	1,2-Dibromo-3-Chloropropane	5.0	U	5.0	0.67
106-93-4	1,2-Dibromoethane	1.0	U	1.0	0.24
95-50-1	1,2-Dichlorobenzene	1.0	U	1.0	0.13
107-06-2	1,2-Dichloroethane	1.0	U	1.0	0.22
78-87-5	1,2-Dichloropropane	1.0	U	1.0	0.18
541-73-1	1,3-Dichlorobenzene	1.0	U	1.0	0.14
142-28-9	1,3-Dichloropropane	1.0	U	1.0	0.16
106-46-7	1,4-Dichlorobenzene	1.0	U	1.0	0.13
594-20-7	2,2-Dichloropropane	1.0	U	1.0	0.13
78-93-3	2-Butanone	5.0	U	5.0	0.57
110-75-8	2-Chloroethyl vinyl ether	10	U	10	0.99
95-49-8	2-Chlorotoluene	1.0	U	1.0	0.11
591-78-6	2-Hexanone	5.0	U	5.0	0.41
106-43-4	4-Chlorotoluene	1.0	U	1.0	0.18
108-10-1	4-Methyl-2-pentanone	5.0	U	5.0	0.32
67-64-1	Acetone	5.0	U	5.0	1.1
71-43-2	Benzene	1.0	U	1.0	0.13
108-86-1	Bromobenzene	1.0	U	1.0	0.13
74-97-5	Bromochloromethane	1.0	U	1.0	0.29
75-27-4	Bromodichloromethane	1.0	U	1.0	0.15
75-25-2	Bromoform	1.0	U	1.0	0.64
74-83-9	Bromomethane	1.0	U	1.0	0.41
75-15-0	Carbon disulfide	1.0	U	1.0	0.13

FORM I
GC/MS VOA ORGANICS ANALYSIS DATA SHEET

Lab Name: TestAmerica Canton | Job No.: 240-39266-1

SDG No.:

Client Sample ID: MSA-SW42B-070714 | Lab Sample ID: 240-39266-22

Matrix: Water | Lab File ID: UX944819.D

Analysis Method: 8260B | Date Collected: 07/07/2014 10:22

Sample wt/vol: 5(mL) | Date Analyzed: 07/09/2014 20:14

Soil Aliquot Vol: | Dilution Factor: 1

Soil Extract Vol.: | GC Column: DB-624 ID: 0.18(mm)

% Moisture: | Level: (low/med) Low

Analysis Batch No.: 137882 | Units: ug/L

CAS NO.	COMPOUND NAME	RESULT	Q	RL	MDL
56-23-5	Carbon tetrachloride	1.0	U	1.0	0.13
108-90-7	Chlorobenzene	1.0	U	1.0	0.15
75-00-3	Chloroethane	1.0	U	1.0	0.29
67-66-3	Chloroform	1.0	U	1.0	0.16
74-87-3	Chloromethane	1.0	U	1.0	0.30
156-59-2	cis-1,2-Dichloroethene	0.51	J	1.0	0.17
10061-01-5	cis-1,3-Dichloropropene	1.0	U	1.0	0.14
124-48-1	Dibromochloromethane	1.0	U	1.0	0.18
74-95-3	Dibromomethane	1.0	U	1.0	0.28
75-71-8	Dichlorodifluoromethane	1.0	U	1.0	0.31
108-20-3	Diisopropyl ether	5.0	U	5.0	1.5
100-41-4	Ethylbenzene	1.0	U	1.0	0.17
637-92-3	Ethyl-t-butyl ether (ETBE)	5.0	U	5.0	0.11
87-68-3	Hexachlorobutadiene	1.0	U	1.0	0.30
98-82-8	Isopropylbenzene	1.0	U	1.0	0.13
1634-04-4	Methyl tert-butyl ether	1.0	U	1.0	0.17
75-09-2	Methylene Chloride	1.0	U	1.0	0.33
179601-23-1	m-Xylene & p-Xylene	2.0	U	2.0	0.24
91-20-3	Naphthalene	1.0	U	1.0	0.24
104-51-8	n-Butylbenzene	1.0	U	1.0	0.12
103-65-1	n-Propylbenzene	1.0	U	1.0	0.14
95-47-6	o-Xylene	1.0	U	1.0	0.14
99-87-6	p-Isopropyltoluene	1.0	U	1.0	0.12
135-98-8	sec-Butylbenzene	1.0	U	1.0	0.13
100-42-5	Styrene	1.0	U	1.0	0.11
994-05-8	Tert-amyl-methyl ether (TAME)	5.0	U	5.0	0.067
75-65-0	tert-Butyl alcohol	20	U	20	3.9
98-06-6	tert-Butylbenzene	1.0	U	1.0	0.13
127-18-4	Tetrachloroethene	1.0	U	1.0	0.29
108-88-3	Toluene	0.28	J	1.0	0.13
156-60-5	trans-1,2-Dichloroethene	1.0	U	1.0	0.19
10061-02-6	trans-1,3-Dichloropropene	1.0	U	1.0	0.19
79-01-6	Trichloroethene	0.57	J	1.0	0.17
75-69-4	Trichlorofluoromethane	1.0	U	1.0	0.21
108-05-4	Vinyl acetate	2.0	U	2.0	0.19
75-01-4	Vinyl chloride	0.57		0.50	0.22

FORM I
GC/MS VOA ORGANICS ANALYSIS DATA SHEET

Lab Name: TestAmerica Canton | Job No.: 240-39266-1

SDG No.:

Client Sample ID: MSA-SW42B-070714 | Lab Sample ID: 240-39266-22

Matrix: Water | Lab File ID: UX944819.D

Analysis Method: 8260B | Date Collected: 07/07/2014 10:22

Sample wt/vol: 5(mL) | Date Analyzed: 07/09/2014 20:14

Soil Aliquot Vol: | Dilution Factor: 1

Soil Extract Vol.: | GC Column: DB-624 ID: 0.18(mm)

% Moisture: | Level: (low/med) Low

Analysis Batch No.: 137882 | Units: ug/L

CAS NO.	COMPOUND NAME	RESULT	Q	RL	MDL
1330-20-7	Xylenes, Total	2.0	U	2.0	0.14

CAS NO.	SURROGATE	%REC	Q	LIMITS
17060-07-0	1,2-Dichloroethane-d4 (Surr)	91		63-129
460-00-4	4-Bromofluorobenzene (Surr)	85		66-120
1868-53-7	Dibromofluoromethane (Surr)	95		75-121
2037-26-5	Toluene-d8 (Surr)	96		74-120

FORM I
GC/MS VOA ORGANICS ANALYSIS DATA SHEET

Lab Name: TestAmerica Canton | Job No.: 240-39266-1

SDG No.:

Client Sample ID: MSA-SW42C-070714 | Lab Sample ID: 240-39266-23

Matrix: Water | Lab File ID: UX944820.D

Analysis Method: 8260B | Date Collected: 07/07/2014 10:25

Sample wt/vol: 5(mL) | Date Analyzed: 07/09/2014 20:37

Soil Aliquot Vol: | Dilution Factor: 1

Soil Extract Vol.: | GC Column: DB-624 ID: 0.18(mm)

% Moisture: | Level: (low/med) Low

Analysis Batch No.: 137882 | Units: ug/L

CAS NO.	COMPOUND NAME	RESULT	Q	RL	MDL
630-20-6	1,1,1,2-Tetrachloroethane	1.0	U	1.0	0.23
71-55-6	1,1,1-Trichloroethane	1.0	U	1.0	0.22
79-34-5	1,1,2,2-Tetrachloroethane	1.0	U	1.0	0.18
76-13-1	1,1,2-Trichloro-1,2,2-trichfluoroeth ane	1.0	U	1.0	0.28
75-34-3	1,1-Dichloroethane	1.0	U	1.0	0.15
75-35-4	1,1-Dichloroethene	1.0	U	1.0	0.19
563-58-6	1,1-Dichloropropene	1.0	U	1.0	0.13
87-61-6	1,2,3-Trichlorobenzene	1.0	U	1.0	0.17
96-18-4	1,2,3-Trichloropropane	1.0	U	1.0	0.43
526-73-8	1,2,3-Trimethylbenzene	5.0	U	5.0	0.0059
120-82-1	1,2,4-Trichlorobenzene	1.0	U	1.0	0.15
95-63-6	1,2,4-Trimethylbenzene	1.0	U	1.0	0.12
96-12-8	1,2-Dibromo-3-Chloropropane	5.0	U	5.0	0.67
106-93-4	1,2-Dibromoethane	1.0	U	1.0	0.24
95-50-1	1,2-Dichlorobenzene	1.0	U	1.0	0.13
107-06-2	1,2-Dichloroethane	1.0	U	1.0	0.22
78-87-5	1,2-Dichloropropane	1.0	U	1.0	0.18
541-73-1	1,3-Dichlorobenzene	1.0	U	1.0	0.14
142-28-9	1,3-Dichloropropane	1.0	U	1.0	0.16
106-46-7	1,4-Dichlorobenzene	1.0	U	1.0	0.13
594-20-7	2,2-Dichloropropane	1.0	U	1.0	0.13
78-93-3	2-Butanone	5.0	U	5.0	0.57
110-75-8	2-Chloroethyl vinyl ether	10	U	10	0.99
95-49-8	2-Chlorotoluene	1.0	U	1.0	0.11
591-78-6	2-Hexanone	5.0	U	5.0	0.41
106-43-4	4-Chlorotoluene	1.0	U	1.0	0.18
108-10-1	4-Methyl-2-pentanone	5.0	U	5.0	0.32
67-64-1	Acetone	5.0	U	5.0	1.1
71-43-2	Benzene	1.0	U	1.0	0.13
108-86-1	Bromobenzene	1.0	U	1.0	0.13
74-97-5	Bromochloromethane	1.0	U	1.0	0.29
75-27-4	Bromodichloromethane	1.0	U	1.0	0.15
75-25-2	Bromoform	1.0	U	1.0	0.64
74-83-9	Bromomethane	1.0	U	1.0	0.41
75-15-0	Carbon disulfide	1.0	U	1.0	0.13

FORM I
GC/MS VOA ORGANICS ANALYSIS DATA SHEET

Lab Name: TestAmerica Canton | Job No.: 240-39266-1

SDG No.:

Client Sample ID: MSA-SW42C-070714 | Lab Sample ID: 240-39266-23

Matrix: Water | Lab File ID: UX944820.D

Analysis Method: 8260B | Date Collected: 07/07/2014 10:25

Sample wt/vol: 5(mL) | Date Analyzed: 07/09/2014 20:37

Soil Aliquot Vol: | Dilution Factor: 1

Soil Extract Vol.: | GC Column: DB-624 ID: 0.18(mm)

% Moisture: | Level: (low/med) Low

Analysis Batch No.: 137882 | Units: ug/L

CAS NO.	COMPOUND NAME	RESULT	Q	RL	MDL
56-23-5	Carbon tetrachloride	1.0	U	1.0	0.13
108-90-7	Chlorobenzene	1.0	U	1.0	0.15
75-00-3	Chloroethane	1.0	U	1.0	0.29
67-66-3	Chloroform	1.0	U	1.0	0.16
74-87-3	Chloromethane	1.0	U	1.0	0.30
156-59-2	cis-1,2-Dichloroethene	0.27	J	1.0	0.17
10061-01-5	cis-1,3-Dichloropropene	1.0	U	1.0	0.14
124-48-1	Dibromochloromethane	1.0	U	1.0	0.18
74-95-3	Dibromomethane	1.0	U	1.0	0.28
75-71-8	Dichlorodifluoromethane	1.0	U	1.0	0.31
108-20-3	Diisopropyl ether	5.0	U	5.0	1.5
100-41-4	Ethylbenzene	1.0	U	1.0	0.17
637-92-3	Ethyl-t-butyl ether (ETBE)	5.0	U	5.0	0.11
87-68-3	Hexachlorobutadiene	1.0	U	1.0	0.30
98-82-8	Isopropylbenzene	1.0	U	1.0	0.13
1634-04-4	Methyl tert-butyl ether	1.0	U	1.0	0.17
75-09-2	Methylene Chloride	1.0	U	1.0	0.33
179601-23-1	m-Xylene & p-Xylene	2.0	U	2.0	0.24
91-20-3	Naphthalene	1.0	U	1.0	0.24
104-51-8	n-Butylbenzene	1.0	U	1.0	0.12
103-65-1	n-Propylbenzene	1.0	U	1.0	0.14
95-47-6	o-Xylene	1.0	U	1.0	0.14
99-87-6	p-Isopropyltoluene	1.0	U	1.0	0.12
135-98-8	sec-Butylbenzene	1.0	U	1.0	0.13
100-42-5	Styrene	1.0	U	1.0	0.11
994-05-8	Tert-amyl-methyl ether (TAME)	5.0	U	5.0	0.067
75-65-0	tert-Butyl alcohol	20	U	20	3.9
98-06-6	tert-Butylbenzene	1.0	U	1.0	0.13
127-18-4	Tetrachloroethene	1.0	U	1.0	0.29
108-88-3	Toluene	1.0	U	1.0	0.13
156-60-5	trans-1,2-Dichloroethene	1.0	U	1.0	0.19
10061-02-6	trans-1,3-Dichloropropene	1.0	U	1.0	0.19
79-01-6	Trichloroethene	0.46	J	1.0	0.17
75-69-4	Trichlorofluoromethane	1.0	U	1.0	0.21
108-05-4	Vinyl acetate	2.0	U	2.0	0.19
75-01-4	Vinyl chloride	0.50	U	0.50	0.22

FORM I
GC/MS VOA ORGANICS ANALYSIS DATA SHEET

Lab Name: TestAmerica Canton | Job No.: 240-39266-1

SDG No.:

Client Sample ID: MSA-SW42C-070714 | Lab Sample ID: 240-39266-23

Matrix: Water | Lab File ID: UX944820.D

Analysis Method: 8260B | Date Collected: 07/07/2014 10:25

Sample wt/vol: 5(mL) | Date Analyzed: 07/09/2014 20:37

Soil Aliquot Vol: | Dilution Factor: 1

Soil Extract Vol.: | GC Column: DB-624 ID: 0.18(mm)

% Moisture: | Level: (low/med) Low

Analysis Batch No.: 137882 | Units: ug/L

CAS NO.	COMPOUND NAME	RESULT	Q	RL	MDL
1330-20-7	Xylenes, Total	2.0	U	2.0	0.14

CAS NO.	SURROGATE	%REC	Q	LIMITS
17060-07-0	1,2-Dichloroethane-d4 (Surr)	88		63-129
460-00-4	4-Bromofluorobenzene (Surr)	83		66-120
1868-53-7	Dibromofluoromethane (Surr)	97		75-121
2037-26-5	Toluene-d8 (Surr)	96		74-120

FORM I
GC/MS VOA ORGANICS ANALYSIS DATA SHEET

Lab Name: TestAmerica Canton | Job No.: 240-39266-1

SDG No.:

Client Sample ID: MSA-SW42D-070714 | Lab Sample ID: 240-39266-24

Matrix: Water | Lab File ID: UX944821.D

Analysis Method: 8260B | Date Collected: 07/07/2014 10:29

Sample wt/vol: 5(mL) | Date Analyzed: 07/09/2014 20:58

Soil Aliquot Vol: | Dilution Factor: 1

Soil Extract Vol.: | GC Column: DB-624 ID: 0.18(mm)

% Moisture: | Level: (low/med) Low

Analysis Batch No.: 137882 | Units: ug/L

CAS NO.	COMPOUND NAME	RESULT	Q	RL	MDL
630-20-6	1,1,1,2-Tetrachloroethane	1.0	U	1.0	0.23
71-55-6	1,1,1-Trichloroethane	1.0	U	1.0	0.22
79-34-5	1,1,2,2-Tetrachloroethane	1.0	U	1.0	0.18
76-13-1	1,1,2-Trichloro-1,2,2-trichfluoroeth ane	1.0	U	1.0	0.28
75-34-3	1,1-Dichloroethane	1.0	U	1.0	0.15
75-35-4	1,1-Dichloroethene	1.0	U	1.0	0.19
563-58-6	1,1-Dichloropropene	1.0	U	1.0	0.13
87-61-6	1,2,3-Trichlorobenzene	1.0	U	1.0	0.17
96-18-4	1,2,3-Trichloropropane	1.0	U	1.0	0.43
526-73-8	1,2,3-Trimethylbenzene	5.0	U	5.0	0.0059
120-82-1	1,2,4-Trichlorobenzene	1.0	U	1.0	0.15
95-63-6	1,2,4-Trimethylbenzene	1.0	U	1.0	0.12
96-12-8	1,2-Dibromo-3-Chloropropane	5.0	U	5.0	0.67
106-93-4	1,2-Dibromoethane	1.0	U	1.0	0.24
95-50-1	1,2-Dichlorobenzene	1.0	U	1.0	0.13
107-06-2	1,2-Dichloroethane	1.0	U	1.0	0.22
78-87-5	1,2-Dichloropropane	1.0	U	1.0	0.18
541-73-1	1,3-Dichlorobenzene	1.0	U	1.0	0.14
142-28-9	1,3-Dichloropropane	1.0	U	1.0	0.16
106-46-7	1,4-Dichlorobenzene	1.0	U	1.0	0.13
594-20-7	2,2-Dichloropropane	1.0	U	1.0	0.13
78-93-3	2-Butanone	5.0	U	5.0	0.57
110-75-8	2-Chloroethyl vinyl ether	10	U	10	0.99
95-49-8	2-Chlorotoluene	1.0	U	1.0	0.11
591-78-6	2-Hexanone	5.0	U	5.0	0.41
106-43-4	4-Chlorotoluene	1.0	U	1.0	0.18
108-10-1	4-Methyl-2-pentanone	5.0	U	5.0	0.32
67-64-1	Acetone	5.0	U	5.0	1.1
71-43-2	Benzene	1.0	U	1.0	0.13
108-86-1	Bromobenzene	1.0	U	1.0	0.13
74-97-5	Bromochloromethane	1.0	U	1.0	0.29
75-27-4	Bromodichloromethane	1.0	U	1.0	0.15
75-25-2	Bromoform	1.0	U	1.0	0.64
74-83-9	Bromomethane	1.0	U	1.0	0.41
75-15-0	Carbon disulfide	1.0	U	1.0	0.13

FORM I
GC/MS VOA ORGANICS ANALYSIS DATA SHEET

Lab Name: TestAmerica Canton | Job No.: 240-39266-1

SDG No.:

Client Sample ID: MSA-SW42D-070714 | Lab Sample ID: 240-39266-24

Matrix: Water | Lab File ID: UX944821.D

Analysis Method: 8260B | Date Collected: 07/07/2014 10:29

Sample wt/vol: 5(mL) | Date Analyzed: 07/09/2014 20:58

Soil Aliquot Vol: | Dilution Factor: 1

Soil Extract Vol.: | GC Column: DB-624 ID: 0.18(mm)

% Moisture: | Level: (low/med) Low

Analysis Batch No.: 137882 | Units: ug/L

CAS NO.	COMPOUND NAME	RESULT	Q	RL	MDL
56-23-5	Carbon tetrachloride	1.0	U	1.0	0.13
108-90-7	Chlorobenzene	1.0	U	1.0	0.15
75-00-3	Chloroethane	1.0	U	1.0	0.29
67-66-3	Chloroform	1.0	U	1.0	0.16
74-87-3	Chloromethane	1.0	U	1.0	0.30
156-59-2	cis-1,2-Dichloroethene	0.23	J	1.0	0.17
10061-01-5	cis-1,3-Dichloropropene	1.0	U	1.0	0.14
124-48-1	Dibromochloromethane	1.0	U	1.0	0.18
74-95-3	Dibromomethane	1.0	U	1.0	0.28
75-71-8	Dichlorodifluoromethane	1.0	U	1.0	0.31
108-20-3	Diisopropyl ether	5.0	U	5.0	1.5
100-41-4	Ethylbenzene	1.0	U	1.0	0.17
637-92-3	Ethyl-t-butyl ether (ETBE)	5.0	U	5.0	0.11
87-68-3	Hexachlorobutadiene	1.0	U	1.0	0.30
98-82-8	Isopropylbenzene	1.0	U	1.0	0.13
1634-04-4	Methyl tert-butyl ether	1.0	U	1.0	0.17
75-09-2	Methylene Chloride	1.0	U	1.0	0.33
179601-23-1	m-Xylene & p-Xylene	2.0	U	2.0	0.24
91-20-3	Naphthalene	1.0	U	1.0	0.24
104-51-8	n-Butylbenzene	1.0	U	1.0	0.12
103-65-1	n-Propylbenzene	1.0	U	1.0	0.14
95-47-6	o-Xylene	1.0	U	1.0	0.14
99-87-6	p-Isopropyltoluene	1.0	U	1.0	0.12
135-98-8	sec-Butylbenzene	1.0	U	1.0	0.13
100-42-5	Styrene	1.0	U	1.0	0.11
994-05-8	Tert-amyl-methyl ether (TAME)	5.0	U	5.0	0.067
75-65-0	tert-Butyl alcohol	20	U	20	3.9
98-06-6	tert-Butylbenzene	1.0	U	1.0	0.13
127-18-4	Tetrachloroethene	1.0	U	1.0	0.29
108-88-3	Toluene	1.0	U	1.0	0.13
156-60-5	trans-1,2-Dichloroethene	1.0	U	1.0	0.19
10061-02-6	trans-1,3-Dichloropropene	1.0	U	1.0	0.19
79-01-6	Trichloroethene	0.61	J	1.0	0.17
75-69-4	Trichlorofluoromethane	1.0	U	1.0	0.21
108-05-4	Vinyl acetate	2.0	U	2.0	0.19
75-01-4	Vinyl chloride	0.50	U	0.50	0.22

FORM I
GC/MS VOA ORGANICS ANALYSIS DATA SHEET

Lab Name: TestAmerica Canton | Job No.: 240-39266-1

SDG No.:

Client Sample ID: MSA-SW42D-070714 | Lab Sample ID: 240-39266-24

Matrix: Water | Lab File ID: UX944821.D

Analysis Method: 8260B | Date Collected: 07/07/2014 10:29

Sample wt/vol: 5(mL) | Date Analyzed: 07/09/2014 20:58

Soil Aliquot Vol: | Dilution Factor: 1

Soil Extract Vol.: | GC Column: DB-624 ID: 0.18(mm)

% Moisture: | Level: (low/med) Low

Analysis Batch No.: 137882 | Units: ug/L

CAS NO.	COMPOUND NAME	RESULT	Q	RL	MDL
1330-20-7	Xylenes, Total	2.0	U	2.0	0.14

CAS NO.	SURROGATE	%REC	Q	LIMITS
17060-07-0	1,2-Dichloroethane-d4 (Surr)	86		63-129
460-00-4	4-Bromofluorobenzene (Surr)	84		66-120
1868-53-7	Dibromofluoromethane (Surr)	93		75-121
2037-26-5	Toluene-d8 (Surr)	96		74-120

FORM I
GC/MS VOA ORGANICS ANALYSIS DATA SHEET

Lab Name: TestAmerica Canton | Job No.: 240-39266-1

SDG No.:

Client Sample ID: MSA-SW43A-070714 | Lab Sample ID: 240-39266-25

Matrix: Water | Lab File ID: UX944822.D

Analysis Method: 8260B | Date Collected: 07/07/2014 13:22

Sample wt/vol: 5(mL) | Date Analyzed: 07/09/2014 21:21

Soil Aliquot Vol: | Dilution Factor: 1

Soil Extract Vol.: | GC Column: DB-624 ID: 0.18(mm)

% Moisture: | Level: (low/med) Low

Analysis Batch No.: 137882 | Units: ug/L

CAS NO.	COMPOUND NAME	RESULT	Q	RL	MDL
630-20-6	1,1,1,2-Tetrachloroethane	1.0	U	1.0	0.23
71-55-6	1,1,1-Trichloroethane	1.0	U	1.0	0.22
79-34-5	1,1,2,2-Tetrachloroethane	1.0	U	1.0	0.18
76-13-1	1,1,2-Trichloro-1,2,2-trichfluoroeth ane	1.0	U	1.0	0.28
75-34-3	1,1-Dichloroethane	1.0	U	1.0	0.15
75-35-4	1,1-Dichloroethene	1.0	U	1.0	0.19
563-58-6	1,1-Dichloropropene	1.0	U	1.0	0.13
87-61-6	1,2,3-Trichlorobenzene	1.0	U	1.0	0.17
96-18-4	1,2,3-Trichloropropane	1.0	U	1.0	0.43
526-73-8	1,2,3-Trimethylbenzene	5.0	U	5.0	0.0059
120-82-1	1,2,4-Trichlorobenzene	1.0	U	1.0	0.15
95-63-6	1,2,4-Trimethylbenzene	0.38	J	1.0	0.12
96-12-8	1,2-Dibromo-3-Chloropropane	5.0	U	5.0	0.67
106-93-4	1,2-Dibromoethane	1.0	U	1.0	0.24
95-50-1	1,2-Dichlorobenzene	1.0	U	1.0	0.13
107-06-2	1,2-Dichloroethane	1.0	U	1.0	0.22
78-87-5	1,2-Dichloropropane	1.0	U	1.0	0.18
541-73-1	1,3-Dichlorobenzene	1.0	U	1.0	0.14
142-28-9	1,3-Dichloropropane	1.0	U	1.0	0.16
106-46-7	1,4-Dichlorobenzene	1.0	U	1.0	0.13
594-20-7	2,2-Dichloropropane	1.0	U	1.0	0.13
78-93-3	2-Butanone	5.0	U	5.0	0.57
110-75-8	2-Chloroethyl vinyl ether	10	U	10	0.99
95-49-8	2-Chlorotoluene	1.0	U	1.0	0.11
591-78-6	2-Hexanone	5.0	U	5.0	0.41
106-43-4	4-Chlorotoluene	1.0	U	1.0	0.18
108-10-1	4-Methyl-2-pentanone	5.0	U	5.0	0.32
67-64-1	Acetone	5.0	U	5.0	1.1
71-43-2	Benzene	0.30	J	1.0	0.13
108-86-1	Bromobenzene	1.0	U	1.0	0.13
74-97-5	Bromochloromethane	1.0	U	1.0	0.29
75-27-4	Bromodichloromethane	1.0	U	1.0	0.15
75-25-2	Bromoform	1.0	U	1.0	0.64
74-83-9	Bromomethane	1.0	U	1.0	0.41
75-15-0	Carbon disulfide	1.0	U	1.0	0.13

FORM I
GC/MS VOA ORGANICS ANALYSIS DATA SHEET

Lab Name: TestAmerica Canton | Job No.: 240-39266-1

SDG No.:

Client Sample ID: MSA-SW43A-070714 | Lab Sample ID: 240-39266-25

Matrix: Water | Lab File ID: UX944822.D

Analysis Method: 8260B | Date Collected: 07/07/2014 13:22

Sample wt/vol: 5(mL) | Date Analyzed: 07/09/2014 21:21

Soil Aliquot Vol: | Dilution Factor: 1

Soil Extract Vol.: | GC Column: DB-624 ID: 0.18(mm)

% Moisture: | Level: (low/med) Low

Analysis Batch No.: 137882 | Units: ug/L

CAS NO.	COMPOUND NAME	RESULT	Q	RL	MDL
56-23-5	Carbon tetrachloride	1.0	U	1.0	0.13
108-90-7	Chlorobenzene	1.0	U	1.0	0.15
75-00-3	Chloroethane	1.0	U	1.0	0.29
67-66-3	Chloroform	1.0	U	1.0	0.16
74-87-3	Chloromethane	1.0	U	1.0	0.30
156-59-2	cis-1,2-Dichloroethene	1.2		1.0	0.17
10061-01-5	cis-1,3-Dichloropropene	1.0	U	1.0	0.14
124-48-1	Dibromochloromethane	1.0	U	1.0	0.18
74-95-3	Dibromomethane	1.0	U	1.0	0.28
75-71-8	Dichlorodifluoromethane	1.0	U	1.0	0.31
108-20-3	Diisopropyl ether	5.0	U	5.0	1.5
100-41-4	Ethylbenzene	0.19	J	1.0	0.17
637-92-3	Ethyl-t-butyl ether (ETBE)	5.0	U	5.0	0.11
87-68-3	Hexachlorobutadiene	1.0	U	1.0	0.30
98-82-8	Isopropylbenzene	1.0	U	1.0	0.13
1634-04-4	Methyl tert-butyl ether	1.0	U	1.0	0.17
75-09-2	Methylene Chloride	1.0	U	1.0	0.33
179601-23-1	m-Xylene & p-Xylene	0.76	J	2.0	0.24
91-20-3	Naphthalene	1.0	U	1.0	0.24
104-51-8	n-Butylbenzene	1.0	U	1.0	0.12
103-65-1	n-Propylbenzene	1.0	U	1.0	0.14
95-47-6	o-Xylene	0.35	J	1.0	0.14
99-87-6	p-Isopropyltoluene	1.0	U	1.0	0.12
135-98-8	sec-Butylbenzene	1.0	U	1.0	0.13
100-42-5	Styrene	1.0	U	1.0	0.11
994-05-8	Tert-amyl-methyl ether (TAME)	5.0	U	5.0	0.067
75-65-0	tert-Butyl alcohol	20	U	20	3.9
98-06-6	tert-Butylbenzene	1.0	U	1.0	0.13
127-18-4	Tetrachloroethene	1.0	U	1.0	0.29
108-88-3	Toluene	1.5		1.0	0.13
156-60-5	trans-1,2-Dichloroethene	1.0	U	1.0	0.19
10061-02-6	trans-1,3-Dichloropropene	1.0	U	1.0	0.19
79-01-6	Trichloroethene	1.2		1.0	0.17
75-69-4	Trichlorofluoromethane	1.0	U	1.0	0.21
108-05-4	Vinyl acetate	2.0	U	2.0	0.19
75-01-4	Vinyl chloride	0.50	U	0.50	0.22

FORM I
GC/MS VOA ORGANICS ANALYSIS DATA SHEET

Lab Name: TestAmerica Canton | Job No.: 240-39266-1

SDG No.:

Client Sample ID: MSA-SW43A-070714 | Lab Sample ID: 240-39266-25

Matrix: Water | Lab File ID: UX944822.D

Analysis Method: 8260B | Date Collected: 07/07/2014 13:22

Sample wt/vol: 5(mL) | Date Analyzed: 07/09/2014 21:21

Soil Aliquot Vol: | Dilution Factor: 1

Soil Extract Vol.: | GC Column: DB-624 ID: 0.18(mm)

% Moisture: | Level: (low/med) Low

Analysis Batch No.: 137882 | Units: ug/L

CAS NO.	COMPOUND NAME	RESULT	Q	RL	MDL
1330-20-7	Xylenes, Total	1.1	J	2.0	0.14

CAS NO.	SURROGATE	%REC	Q	LIMITS
17060-07-0	1,2-Dichloroethane-d4 (Surr)	86		63-129
460-00-4	4-Bromofluorobenzene (Surr)	87		66-120
1868-53-7	Dibromofluoromethane (Surr)	90		75-121
2037-26-5	Toluene-d8 (Surr)	96		74-120

FORM I
GC/MS VOA ORGANICS ANALYSIS DATA SHEET

Lab Name: TestAmerica Canton | Job No.: 240-39266-1

SDG No.:

Client Sample ID: MSA-SW43B-070714 | Lab Sample ID: 240-39266-26

Matrix: Water | Lab File ID: UX944823.D

Analysis Method: 8260B | Date Collected: 07/07/2014 13:29

Sample wt/vol: 5(mL) | Date Analyzed: 07/09/2014 21:44

Soil Aliquot Vol: | Dilution Factor: 1

Soil Extract Vol.: | GC Column: DB-624 ID: 0.18(mm)

% Moisture: | Level: (low/med) Low

Analysis Batch No.: 137882 | Units: ug/L

CAS NO.	COMPOUND NAME	RESULT	Q	RL	MDL
630-20-6	1,1,1,2-Tetrachloroethane	1.0	U	1.0	0.23
71-55-6	1,1,1-Trichloroethane	1.0	U	1.0	0.22
79-34-5	1,1,2,2-Tetrachloroethane	1.0	U	1.0	0.18
76-13-1	1,1,2-Trichloro-1,2,2-trichfluoroethane	1.0	U	1.0	0.28
75-34-3	1,1-Dichloroethane	1.0	U	1.0	0.15
75-35-4	1,1-Dichloroethene	1.0	U	1.0	0.19
563-58-6	1,1-Dichloropropene	1.0	U	1.0	0.13
87-61-6	1,2,3-Trichlorobenzene	1.0	U	1.0	0.17
96-18-4	1,2,3-Trichloropropane	1.0	U	1.0	0.43
526-73-8	1,2,3-Trimethylbenzene	5.0	U	5.0	0.0059
120-82-1	1,2,4-Trichlorobenzene	1.0	U	1.0	0.15
95-63-6	1,2,4-Trimethylbenzene	1.0	U	1.0	0.12
96-12-8	1,2-Dibromo-3-Chloropropane	5.0	U	5.0	0.67
106-93-4	1,2-Dibromoethane	1.0	U	1.0	0.24
95-50-1	1,2-Dichlorobenzene	1.0	U	1.0	0.13
107-06-2	1,2-Dichloroethane	1.0	U	1.0	0.22
78-87-5	1,2-Dichloropropane	1.0	U	1.0	0.18
541-73-1	1,3-Dichlorobenzene	1.0	U	1.0	0.14
142-28-9	1,3-Dichloropropane	1.0	U	1.0	0.16
106-46-7	1,4-Dichlorobenzene	1.0	U	1.0	0.13
594-20-7	2,2-Dichloropropane	1.0	U	1.0	0.13
78-93-3	2-Butanone	5.0	U	5.0	0.57
110-75-8	2-Chloroethyl vinyl ether	10	U	10	0.99
95-49-8	2-Chlorotoluene	1.0	U	1.0	0.11
591-78-6	2-Hexanone	5.0	U	5.0	0.41
106-43-4	4-Chlorotoluene	1.0	U	1.0	0.18
108-10-1	4-Methyl-2-pentanone	5.0	U	5.0	0.32
67-64-1	Acetone	5.0	U	5.0	1.1
71-43-2	Benzene	1.0	U	1.0	0.13
108-86-1	Bromobenzene	1.0	U	1.0	0.13
74-97-5	Bromochloromethane	1.0	U	1.0	0.29
75-27-4	Bromodichloromethane	1.0	U	1.0	0.15
75-25-2	Bromoform	1.0	U	1.0	0.64
74-83-9	Bromomethane	1.0	U	1.0	0.41
75-15-0	Carbon disulfide	1.0	U	1.0	0.13

FORM I
GC/MS VOA ORGANICS ANALYSIS DATA SHEET

Lab Name: TestAmerica Canton | Job No.: 240-39266-1

SDG No.:

Client Sample ID: MSA-SW43B-070714 | Lab Sample ID: 240-39266-26

Matrix: Water | Lab File ID: UX944823.D

Analysis Method: 8260B | Date Collected: 07/07/2014 13:29

Sample wt/vol: 5(mL) | Date Analyzed: 07/09/2014 21:44

Soil Aliquot Vol: | Dilution Factor: 1

Soil Extract Vol.: | GC Column: DB-624 ID: 0.18(mm)

% Moisture: | Level: (low/med) Low

Analysis Batch No.: 137882 | Units: ug/L

CAS NO.	COMPOUND NAME	RESULT	Q	RL	MDL
56-23-5	Carbon tetrachloride	1.0	U	1.0	0.13
108-90-7	Chlorobenzene	1.0	U	1.0	0.15
75-00-3	Chloroethane	1.0	U	1.0	0.29
67-66-3	Chloroform	1.0	U	1.0	0.16
74-87-3	Chloromethane	1.0	U	1.0	0.30
156-59-2	cis-1,2-Dichloroethene	0.54	J	1.0	0.17
10061-01-5	cis-1,3-Dichloropropene	1.0	U	1.0	0.14
124-48-1	Dibromochloromethane	1.0	U	1.0	0.18
74-95-3	Dibromomethane	1.0	U	1.0	0.28
75-71-8	Dichlorodifluoromethane	1.0	U	1.0	0.31
108-20-3	Diisopropyl ether	5.0	U	5.0	1.5
100-41-4	Ethylbenzene	1.0	U	1.0	0.17
637-92-3	Ethyl-t-butyl ether (ETBE)	5.0	U	5.0	0.11
87-68-3	Hexachlorobutadiene	1.0	U	1.0	0.30
98-82-8	Isopropylbenzene	1.0	U	1.0	0.13
1634-04-4	Methyl tert-butyl ether	1.0	U	1.0	0.17
75-09-2	Methylene Chloride	1.0	U	1.0	0.33
179601-23-1	m-Xylene & p-Xylene	2.0	U	2.0	0.24
91-20-3	Naphthalene	1.0	U	1.0	0.24
104-51-8	n-Butylbenzene	1.0	U	1.0	0.12
103-65-1	n-Propylbenzene	1.0	U	1.0	0.14
95-47-6	o-Xylene	1.0	U	1.0	0.14
99-87-6	p-Isopropyltoluene	1.0	U	1.0	0.12
135-98-8	sec-Butylbenzene	1.0	U	1.0	0.13
100-42-5	Styrene	1.0	U	1.0	0.11
994-05-8	Tert-amyl-methyl ether (TAME)	5.0	U	5.0	0.067
75-65-0	tert-Butyl alcohol	20	U	20	3.9
98-06-6	tert-Butylbenzene	1.0	U	1.0	0.13
127-18-4	Tetrachloroethene	1.0	U	1.0	0.29
108-88-3	Toluene	1.0	U	1.0	0.13
156-60-5	trans-1,2-Dichloroethene	1.0	U	1.0	0.19
10061-02-6	trans-1,3-Dichloropropene	1.0	U	1.0	0.19
79-01-6	Trichloroethene	0.96	J	1.0	0.17
75-69-4	Trichlorofluoromethane	1.0	U	1.0	0.21
108-05-4	Vinyl acetate	2.0	U	2.0	0.19
75-01-4	Vinyl chloride	0.50	U	0.50	0.22

FORM I
GC/MS VOA ORGANICS ANALYSIS DATA SHEET

Lab Name: TestAmerica Canton | Job No.: 240-39266-1

SDG No.:

Client Sample ID: MSA-SW43B-070714 | Lab Sample ID: 240-39266-26

Matrix: Water | Lab File ID: UX944823.D

Analysis Method: 8260B | Date Collected: 07/07/2014 13:29

Sample wt/vol: 5(mL) | Date Analyzed: 07/09/2014 21:44

Soil Aliquot Vol: | Dilution Factor: 1

Soil Extract Vol.: | GC Column: DB-624 ID: 0.18(mm)

% Moisture: | Level: (low/med) Low

Analysis Batch No.: 137882 | Units: ug/L

CAS NO.	COMPOUND NAME	RESULT	Q	RL	MDL
1330-20-7	Xylenes, Total	2.0	U	2.0	0.14

CAS NO.	SURROGATE	%REC	Q	LIMITS
17060-07-0	1,2-Dichloroethane-d4 (Surr)	88		63-129
460-00-4	4-Bromofluorobenzene (Surr)	85		66-120
1868-53-7	Dibromofluoromethane (Surr)	94		75-121
2037-26-5	Toluene-d8 (Surr)	97		74-120

FORM I
GC/MS VOA ORGANICS ANALYSIS DATA SHEET

Lab Name: TestAmerica Canton | Job No.: 240-39266-1

SDG No.:

Client Sample ID: MSA-SW43C-070714 | Lab Sample ID: 240-39266-27

Matrix: Water | Lab File ID: UX944824.D

Analysis Method: 8260B | Date Collected: 07/07/2014 13:34

Sample wt/vol: 5(mL) | Date Analyzed: 07/09/2014 22:06

Soil Aliquot Vol: | Dilution Factor: 1

Soil Extract Vol.: | GC Column: DB-624 ID: 0.18(mm)

% Moisture: | Level: (low/med) Low

Analysis Batch No.: 137882 | Units: ug/L

CAS NO.	COMPOUND NAME	RESULT	Q	RL	MDL
630-20-6	1,1,1,2-Tetrachloroethane	1.0	U	1.0	0.23
71-55-6	1,1,1-Trichloroethane	1.0	U	1.0	0.22
79-34-5	1,1,2,2-Tetrachloroethane	1.0	U	1.0	0.18
76-13-1	1,1,2-Trichloro-1,2,2-trichfluoroeth ane	1.0	U	1.0	0.28
75-34-3	1,1-Dichloroethane	1.0	U	1.0	0.15
75-35-4	1,1-Dichloroethene	1.0	U	1.0	0.19
563-58-6	1,1-Dichloropropene	1.0	U	1.0	0.13
87-61-6	1,2,3-Trichlorobenzene	1.0	U	1.0	0.17
96-18-4	1,2,3-Trichloropropane	1.0	U	1.0	0.43
526-73-8	1,2,3-Trimethylbenzene	5.0	U	5.0	0.0059
120-82-1	1,2,4-Trichlorobenzene	1.0	U	1.0	0.15
95-63-6	1,2,4-Trimethylbenzene	1.0	U	1.0	0.12
96-12-8	1,2-Dibromo-3-Chloropropane	5.0	U	5.0	0.67
106-93-4	1,2-Dibromoethane	1.0	U	1.0	0.24
95-50-1	1,2-Dichlorobenzene	1.0	U	1.0	0.13
107-06-2	1,2-Dichloroethane	1.0	U	1.0	0.22
78-87-5	1,2-Dichloropropane	1.0	U	1.0	0.18
541-73-1	1,3-Dichlorobenzene	1.0	U	1.0	0.14
142-28-9	1,3-Dichloropropane	1.0	U	1.0	0.16
106-46-7	1,4-Dichlorobenzene	1.0	U	1.0	0.13
594-20-7	2,2-Dichloropropane	1.0	U	1.0	0.13
78-93-3	2-Butanone	5.0	U	5.0	0.57
110-75-8	2-Chloroethyl vinyl ether	10	U	10	0.99
95-49-8	2-Chlorotoluene	1.0	U	1.0	0.11
591-78-6	2-Hexanone	5.0	U	5.0	0.41
106-43-4	4-Chlorotoluene	1.0	U	1.0	0.18
108-10-1	4-Methyl-2-pentanone	5.0	U	5.0	0.32
67-64-1	Acetone	2.2	J	5.0	1.1
71-43-2	Benzene	1.0	U	1.0	0.13
108-86-1	Bromobenzene	1.0	U	1.0	0.13
74-97-5	Bromochloromethane	1.0	U	1.0	0.29
75-27-4	Bromodichloromethane	1.0	U	1.0	0.15
75-25-2	Bromoform	1.0	U	1.0	0.64
74-83-9	Bromomethane	1.0	U	1.0	0.41
75-15-0	Carbon disulfide	1.0	U	1.0	0.13

FORM I
GC/MS VOA ORGANICS ANALYSIS DATA SHEET

Lab Name: TestAmerica Canton | Job No.: 240-39266-1

SDG No.:

Client Sample ID: MSA-SW43C-070714 | Lab Sample ID: 240-39266-27

Matrix: Water | Lab File ID: UX944824.D

Analysis Method: 8260B | Date Collected: 07/07/2014 13:34

Sample wt/vol: 5(mL) | Date Analyzed: 07/09/2014 22:06

Soil Aliquot Vol: | Dilution Factor: 1

Soil Extract Vol.: | GC Column: DB-624 ID: 0.18(mm)

% Moisture: | Level: (low/med) Low

Analysis Batch No.: 137882 | Units: ug/L

CAS NO.	COMPOUND NAME	RESULT	Q	RL	MDL
56-23-5	Carbon tetrachloride	1.0	U	1.0	0.13
108-90-7	Chlorobenzene	1.0	U	1.0	0.15
75-00-3	Chloroethane	1.0	U	1.0	0.29
67-66-3	Chloroform	1.0	U	1.0	0.16
74-87-3	Chloromethane	1.0	U	1.0	0.30
156-59-2	cis-1,2-Dichloroethene	0.30	J	1.0	0.17
10061-01-5	cis-1,3-Dichloropropene	1.0	U	1.0	0.14
124-48-1	Dibromochloromethane	1.0	U	1.0	0.18
74-95-3	Dibromomethane	1.0	U	1.0	0.28
75-71-8	Dichlorodifluoromethane	1.0	U	1.0	0.31
108-20-3	Diisopropyl ether	5.0	U	5.0	1.5
100-41-4	Ethylbenzene	1.0	U	1.0	0.17
637-92-3	Ethyl-t-butyl ether (ETBE)	5.0	U	5.0	0.11
87-68-3	Hexachlorobutadiene	1.0	U	1.0	0.30
98-82-8	Isopropylbenzene	1.0	U	1.0	0.13
1634-04-4	Methyl tert-butyl ether	1.0	U	1.0	0.17
75-09-2	Methylene Chloride	1.0	U	1.0	0.33
179601-23-1	m-Xylene & p-Xylene	2.0	U	2.0	0.24
91-20-3	Naphthalene	1.0	U	1.0	0.24
104-51-8	n-Butylbenzene	1.0	U	1.0	0.12
103-65-1	n-Propylbenzene	1.0	U	1.0	0.14
95-47-6	o-Xylene	1.0	U	1.0	0.14
99-87-6	p-Isopropyltoluene	1.0	U	1.0	0.12
135-98-8	sec-Butylbenzene	1.0	U	1.0	0.13
100-42-5	Styrene	1.0	U	1.0	0.11
994-05-8	Tert-amyl-methyl ether (TAME)	5.0	U	5.0	0.067
75-65-0	tert-Butyl alcohol	20	U	20	3.9
98-06-6	tert-Butylbenzene	1.0	U	1.0	0.13
127-18-4	Tetrachloroethene	1.0	U	1.0	0.29
108-88-3	Toluene	1.0	U	1.0	0.13
156-60-5	trans-1,2-Dichloroethene	1.0	U	1.0	0.19
10061-02-6	trans-1,3-Dichloropropene	1.0	U	1.0	0.19
79-01-6	Trichloroethene	0.52	J	1.0	0.17
75-69-4	Trichlorofluoromethane	1.0	U	1.0	0.21
108-05-4	Vinyl acetate	2.0	U	2.0	0.19
75-01-4	Vinyl chloride	0.50	U	0.50	0.22

FORM I
GC/MS VOA ORGANICS ANALYSIS DATA SHEET

Lab Name: TestAmerica Canton | Job No.: 240-39266-1

SDG No.:

Client Sample ID: MSA-SW43C-070714 | Lab Sample ID: 240-39266-27

Matrix: Water | Lab File ID: UX944824.D

Analysis Method: 8260B | Date Collected: 07/07/2014 13:34

Sample wt/vol: 5(mL) | Date Analyzed: 07/09/2014 22:06

Soil Aliquot Vol: | Dilution Factor: 1

Soil Extract Vol.: | GC Column: DB-624 ID: 0.18(mm)

% Moisture: | Level: (low/med) Low

Analysis Batch No.: 137882 | Units: ug/L

CAS NO.	COMPOUND NAME	RESULT	Q	RL	MDL
1330-20-7	Xylenes, Total	2.0	U	2.0	0.14

CAS NO.	SURROGATE	%REC	Q	LIMITS
17060-07-0	1,2-Dichloroethane-d4 (Surr)	94		63-129
460-00-4	4-Bromofluorobenzene (Surr)	86		66-120
1868-53-7	Dibromofluoromethane (Surr)	96		75-121
2037-26-5	Toluene-d8 (Surr)	97		74-120

FORM I
GC/MS VOA ORGANICS ANALYSIS DATA SHEET

Lab Name: TestAmerica Canton | Job No.: 240-39266-1

SDG No.:

Client Sample ID: MSA-SW43D-070714 | Lab Sample ID: 240-39266-28

Matrix: Water | Lab File ID: UX944825.D

Analysis Method: 8260B | Date Collected: 07/07/2014 13:37

Sample wt/vol: 5(mL) | Date Analyzed: 07/09/2014 22:26

Soil Aliquot Vol: | Dilution Factor: 1

Soil Extract Vol.: | GC Column: DB-624 ID: 0.18(mm)

% Moisture: | Level: (low/med) Low

Analysis Batch No.: 137882 | Units: ug/L

CAS NO.	COMPOUND NAME	RESULT	Q	RL	MDL
630-20-6	1,1,1,2-Tetrachloroethane	1.0	U	1.0	0.23
71-55-6	1,1,1-Trichloroethane	1.0	U	1.0	0.22
79-34-5	1,1,2,2-Tetrachloroethane	1.0	U	1.0	0.18
76-13-1	1,1,2-Trichloro-1,2,2-trichfluoroeth ane	1.0	U	1.0	0.28
75-34-3	1,1-Dichloroethane	1.0	U	1.0	0.15
75-35-4	1,1-Dichloroethene	1.0	U	1.0	0.19
563-58-6	1,1-Dichloropropene	1.0	U	1.0	0.13
87-61-6	1,2,3-Trichlorobenzene	1.0	U	1.0	0.17
96-18-4	1,2,3-Trichloropropane	1.0	U	1.0	0.43
526-73-8	1,2,3-Trimethylbenzene	5.0	U	5.0	0.0059
120-82-1	1,2,4-Trichlorobenzene	1.0	U	1.0	0.15
95-63-6	1,2,4-Trimethylbenzene	1.0	U	1.0	0.12
96-12-8	1,2-Dibromo-3-Chloropropane	5.0	U	5.0	0.67
106-93-4	1,2-Dibromoethane	1.0	U	1.0	0.24
95-50-1	1,2-Dichlorobenzene	1.0	U	1.0	0.13
107-06-2	1,2-Dichloroethane	1.0	U	1.0	0.22
78-87-5	1,2-Dichloropropane	1.0	U	1.0	0.18
541-73-1	1,3-Dichlorobenzene	1.0	U	1.0	0.14
142-28-9	1,3-Dichloropropane	1.0	U	1.0	0.16
106-46-7	1,4-Dichlorobenzene	1.0	U	1.0	0.13
594-20-7	2,2-Dichloropropane	1.0	U	1.0	0.13
78-93-3	2-Butanone	5.0	U	5.0	0.57
110-75-8	2-Chloroethyl vinyl ether	10	U	10	0.99
95-49-8	2-Chlorotoluene	1.0	U	1.0	0.11
591-78-6	2-Hexanone	5.0	U	5.0	0.41
106-43-4	4-Chlorotoluene	1.0	U	1.0	0.18
108-10-1	4-Methyl-2-pentanone	5.0	U	5.0	0.32
67-64-1	Acetone	5.0	U	5.0	1.1
71-43-2	Benzene	1.0	U	1.0	0.13
108-86-1	Bromobenzene	1.0	U	1.0	0.13
74-97-5	Bromochloromethane	1.0	U	1.0	0.29
75-27-4	Bromodichloromethane	1.0	U	1.0	0.15
75-25-2	Bromoform	1.0	U	1.0	0.64
74-83-9	Bromomethane	1.0	U	1.0	0.41
75-15-0	Carbon disulfide	1.0	U	1.0	0.13

FORM I
GC/MS VOA ORGANICS ANALYSIS DATA SHEET

Lab Name: TestAmerica Canton | Job No.: 240-39266-1

SDG No.:

Client Sample ID: MSA-SW43D-070714 | Lab Sample ID: 240-39266-28

Matrix: Water | Lab File ID: UX944825.D

Analysis Method: 8260B | Date Collected: 07/07/2014 13:37

Sample wt/vol: 5(mL) | Date Analyzed: 07/09/2014 22:26

Soil Aliquot Vol: | Dilution Factor: 1

Soil Extract Vol.: | GC Column: DB-624 ID: 0.18(mm)

% Moisture: | Level: (low/med) Low

Analysis Batch No.: 137882 | Units: ug/L

CAS NO.	COMPOUND NAME	RESULT	Q	RL	MDL
56-23-5	Carbon tetrachloride	1.0	U	1.0	0.13
108-90-7	Chlorobenzene	1.0	U	1.0	0.15
75-00-3	Chloroethane	1.0	U	1.0	0.29
67-66-3	Chloroform	1.0	U	1.0	0.16
74-87-3	Chloromethane	1.0	U	1.0	0.30
156-59-2	cis-1,2-Dichloroethene	1.0	U	1.0	0.17
10061-01-5	cis-1,3-Dichloropropene	1.0	U	1.0	0.14
124-48-1	Dibromochloromethane	1.0	U	1.0	0.18
74-95-3	Dibromomethane	1.0	U	1.0	0.28
75-71-8	Dichlorodifluoromethane	1.0	U	1.0	0.31
108-20-3	Diisopropyl ether	5.0	U	5.0	1.5
100-41-4	Ethylbenzene	1.0	U	1.0	0.17
637-92-3	Ethyl-t-butyl ether (ETBE)	5.0	U	5.0	0.11
87-68-3	Hexachlorobutadiene	1.0	U	1.0	0.30
98-82-8	Isopropylbenzene	1.0	U	1.0	0.13
1634-04-4	Methyl tert-butyl ether	1.0	U	1.0	0.17
75-09-2	Methylene Chloride	1.0	U	1.0	0.33
179601-23-1	m-Xylene & p-Xylene	2.0	U	2.0	0.24
91-20-3	Naphthalene	1.0	U	1.0	0.24
104-51-8	n-Butylbenzene	1.0	U	1.0	0.12
103-65-1	n-Propylbenzene	1.0	U	1.0	0.14
95-47-6	o-Xylene	1.0	U	1.0	0.14
99-87-6	p-Isopropyltoluene	1.0	U	1.0	0.12
135-98-8	sec-Butylbenzene	1.0	U	1.0	0.13
100-42-5	Styrene	1.0	U	1.0	0.11
994-05-8	Tert-amyl-methyl ether (TAME)	5.0	U	5.0	0.067
75-65-0	tert-Butyl alcohol	20	U	20	3.9
98-06-6	tert-Butylbenzene	1.0	U	1.0	0.13
127-18-4	Tetrachloroethene	1.0	U	1.0	0.29
108-88-3	Toluene	1.0	U	1.0	0.13
156-60-5	trans-1,2-Dichloroethene	1.0	U	1.0	0.19
10061-02-6	trans-1,3-Dichloropropene	1.0	U	1.0	0.19
79-01-6	Trichloroethene	0.30	J	1.0	0.17
75-69-4	Trichlorofluoromethane	1.0	U	1.0	0.21
108-05-4	Vinyl acetate	2.0	U	2.0	0.19
75-01-4	Vinyl chloride	0.50	U	0.50	0.22

FORM I
GC/MS VOA ORGANICS ANALYSIS DATA SHEET

Lab Name: TestAmerica Canton | Job No.: 240-39266-1

SDG No.:

Client Sample ID: MSA-SW43D-070714 | Lab Sample ID: 240-39266-28

Matrix: Water | Lab File ID: UX944825.D

Analysis Method: 8260B | Date Collected: 07/07/2014 13:37

Sample wt/vol: 5(mL) | Date Analyzed: 07/09/2014 22:26

Soil Aliquot Vol: | Dilution Factor: 1

Soil Extract Vol.: | GC Column: DB-624 ID: 0.18(mm)

% Moisture: | Level: (low/med) Low

Analysis Batch No.: 137882 | Units: ug/L

CAS NO.	COMPOUND NAME	RESULT	Q	RL	MDL
1330-20-7	Xylenes, Total	2.0	U	2.0	0.14

CAS NO.	SURROGATE	%REC	Q	LIMITS
17060-07-0	1,2-Dichloroethane-d4 (Surr)	87		63-129
460-00-4	4-Bromofluorobenzene (Surr)	84		66-120
1868-53-7	Dibromofluoromethane (Surr)	91		75-121
2037-26-5	Toluene-d8 (Surr)	95		74-120

FORM I
GC/MS VOA ORGANICS ANALYSIS DATA SHEET

Lab Name: TestAmerica Canton | Job No.: 240-39266-1

SDG No.:

Client Sample ID: MSA-SW44A-070714 | Lab Sample ID: 240-39266-29

Matrix: Water | Lab File ID: UX944826.D

Analysis Method: 8260B | Date Collected: 07/07/2014 13:43

Sample wt/vol: 5(mL) | Date Analyzed: 07/09/2014 22:49

Soil Aliquot Vol: | Dilution Factor: 1

Soil Extract Vol.: | GC Column: DB-624 ID: 0.18(mm)

% Moisture: | Level: (low/med) Low

Analysis Batch No.: 137882 | Units: ug/L

CAS NO.	COMPOUND NAME	RESULT	Q	RL	MDL
630-20-6	1,1,1,2-Tetrachloroethane	1.0	U	1.0	0.23
71-55-6	1,1,1-Trichloroethane	1.0	U	1.0	0.22
79-34-5	1,1,2,2-Tetrachloroethane	1.0	U	1.0	0.18
76-13-1	1,1,2-Trichloro-1,2,2-trichfluoroeth ane	1.0	U	1.0	0.28
75-34-3	1,1-Dichloroethane	1.0	U	1.0	0.15
75-35-4	1,1-Dichloroethene	1.0	U	1.0	0.19
563-58-6	1,1-Dichloropropene	1.0	U	1.0	0.13
87-61-6	1,2,3-Trichlorobenzene	1.0	U	1.0	0.17
96-18-4	1,2,3-Trichloropropane	1.0	U	1.0	0.43
526-73-8	1,2,3-Trimethylbenzene	5.0	U	5.0	0.0059
120-82-1	1,2,4-Trichlorobenzene	1.0	U	1.0	0.15
95-63-6	1,2,4-Trimethylbenzene	1.0	U	1.0	0.12
96-12-8	1,2-Dibromo-3-Chloropropane	5.0	U	5.0	0.67
106-93-4	1,2-Dibromoethane	1.0	U	1.0	0.24
95-50-1	1,2-Dichlorobenzene	1.0	U	1.0	0.13
107-06-2	1,2-Dichloroethane	1.0	U	1.0	0.22
78-87-5	1,2-Dichloropropane	1.0	U	1.0	0.18
541-73-1	1,3-Dichlorobenzene	1.0	U	1.0	0.14
142-28-9	1,3-Dichloropropane	1.0	U	1.0	0.16
106-46-7	1,4-Dichlorobenzene	1.0	U	1.0	0.13
594-20-7	2,2-Dichloropropane	1.0	U	1.0	0.13
78-93-3	2-Butanone	5.0	U	5.0	0.57
110-75-8	2-Chloroethyl vinyl ether	10	U	10	0.99
95-49-8	2-Chlorotoluene	1.0	U	1.0	0.11
591-78-6	2-Hexanone	5.0	U	5.0	0.41
106-43-4	4-Chlorotoluene	1.0	U	1.0	0.18
108-10-1	4-Methyl-2-pentanone	5.0	U	5.0	0.32
67-64-1	Acetone	5.0	U	5.0	1.1
71-43-2	Benzene	1.0	U	1.0	0.13
108-86-1	Bromobenzene	1.0	U	1.0	0.13
74-97-5	Bromochloromethane	1.0	U	1.0	0.29
75-27-4	Bromodichloromethane	1.0	U	1.0	0.15
75-25-2	Bromoform	1.0	U	1.0	0.64
74-83-9	Bromomethane	1.0	U	1.0	0.41
75-15-0	Carbon disulfide	1.0	U	1.0	0.13

FORM I
GC/MS VOA ORGANICS ANALYSIS DATA SHEET

Lab Name: TestAmerica Canton | Job No.: 240-39266-1

SDG No.:

Client Sample ID: MSA-SW44A-070714 | Lab Sample ID: 240-39266-29

Matrix: Water | Lab File ID: UX944826.D

Analysis Method: 8260B | Date Collected: 07/07/2014 13:43

Sample wt/vol: 5(mL) | Date Analyzed: 07/09/2014 22:49

Soil Aliquot Vol: | Dilution Factor: 1

Soil Extract Vol.: | GC Column: DB-624 ID: 0.18(mm)

% Moisture: | Level: (low/med) Low

Analysis Batch No.: 137882 | Units: ug/L

CAS NO.	COMPOUND NAME	RESULT	Q	RL	MDL
56-23-5	Carbon tetrachloride	1.0	U	1.0	0.13
108-90-7	Chlorobenzene	1.0	U	1.0	0.15
75-00-3	Chloroethane	1.0	U	1.0	0.29
67-66-3	Chloroform	1.0	U	1.0	0.16
74-87-3	Chloromethane	1.0	U	1.0	0.30
156-59-2	cis-1,2-Dichloroethene	0.49	J	1.0	0.17
10061-01-5	cis-1,3-Dichloropropene	1.0	U	1.0	0.14
124-48-1	Dibromochloromethane	1.0	U	1.0	0.18
74-95-3	Dibromomethane	1.0	U	1.0	0.28
75-71-8	Dichlorodifluoromethane	1.0	U	1.0	0.31
108-20-3	Diisopropyl ether	5.0	U	5.0	1.5
100-41-4	Ethylbenzene	1.0	U	1.0	0.17
637-92-3	Ethyl-t-butyl ether (ETBE)	5.0	U	5.0	0.11
87-68-3	Hexachlorobutadiene	1.0	U	1.0	0.30
98-82-8	Isopropylbenzene	1.0	U	1.0	0.13
1634-04-4	Methyl tert-butyl ether	1.0	U	1.0	0.17
75-09-2	Methylene Chloride	1.0	U	1.0	0.33
179601-23-1	m-Xylene & p-Xylene	0.33	J	2.0	0.24
91-20-3	Naphthalene	1.0	U	1.0	0.24
104-51-8	n-Butylbenzene	1.0	U	1.0	0.12
103-65-1	n-Propylbenzene	1.0	U	1.0	0.14
95-47-6	o-Xylene	1.0	U	1.0	0.14
99-87-6	p-Isopropyltoluene	1.0	U	1.0	0.12
135-98-8	sec-Butylbenzene	1.0	U	1.0	0.13
100-42-5	Styrene	1.0	U	1.0	0.11
994-05-8	Tert-amyl-methyl ether (TAME)	5.0	U	5.0	0.067
75-65-0	tert-Butyl alcohol	20	U	20	3.9
98-06-6	tert-Butylbenzene	1.0	U	1.0	0.13
127-18-4	Tetrachloroethene	1.0	U	1.0	0.29
108-88-3	Toluene	0.60	J	1.0	0.13
156-60-5	trans-1,2-Dichloroethene	1.0	U	1.0	0.19
10061-02-6	trans-1,3-Dichloropropene	1.0	U	1.0	0.19
79-01-6	Trichloroethene	0.62	J	1.0	0.17
75-69-4	Trichlorofluoromethane	1.0	U	1.0	0.21
108-05-4	Vinyl acetate	2.0	U	2.0	0.19
75-01-4	Vinyl chloride	0.26	J	0.50	0.22

FORM I
GC/MS VOA ORGANICS ANALYSIS DATA SHEET

Lab Name: TestAmerica Canton | Job No.: 240-39266-1

SDG No.:

Client Sample ID: MSA-SW44A-070714 | Lab Sample ID: 240-39266-29

Matrix: Water | Lab File ID: UX944826.D

Analysis Method: 8260B | Date Collected: 07/07/2014 13:43

Sample wt/vol: 5(mL) | Date Analyzed: 07/09/2014 22:49

Soil Aliquot Vol: | Dilution Factor: 1

Soil Extract Vol.: | GC Column: DB-624 ID: 0.18(mm)

% Moisture: | Level: (low/med) Low

Analysis Batch No.: 137882 | Units: ug/L

CAS NO.	COMPOUND NAME	RESULT	Q	RL	MDL
1330-20-7	Xylenes, Total	0.33	J	2.0	0.14

CAS NO.	SURROGATE	%REC	Q	LIMITS
17060-07-0	1,2-Dichloroethane-d4 (Surr)	86		63-129
460-00-4	4-Bromofluorobenzene (Surr)	85		66-120
1868-53-7	Dibromofluoromethane (Surr)	89		75-121
2037-26-5	Toluene-d8 (Surr)	97		74-120

FORM I
GC/MS VOA ORGANICS ANALYSIS DATA SHEET

Lab Name: TestAmerica Canton | Job No.: 240-39266-1

SDG No.:

Client Sample ID: MSA-SW44B-070714 | Lab Sample ID: 240-39266-30

Matrix: Water | Lab File ID: UX944827.D

Analysis Method: 8260B | Date Collected: 07/07/2014 13:48

Sample wt/vol: 5(mL) | Date Analyzed: 07/09/2014 23:12

Soil Aliquot Vol: | Dilution Factor: 1

Soil Extract Vol.: | GC Column: DB-624 ID: 0.18(mm)

% Moisture: | Level: (low/med) Low

Analysis Batch No.: 137882 | Units: ug/L

CAS NO.	COMPOUND NAME	RESULT	Q	RL	MDL
630-20-6	1,1,1,2-Tetrachloroethane	1.0	U	1.0	0.23
71-55-6	1,1,1-Trichloroethane	1.0	U	1.0	0.22
79-34-5	1,1,2,2-Tetrachloroethane	1.0	U	1.0	0.18
76-13-1	1,1,2-Trichloro-1,2,2-trichfluoroeth ane	1.0	U	1.0	0.28
75-34-3	1,1-Dichloroethane	1.0	U	1.0	0.15
75-35-4	1,1-Dichloroethene	1.0	U	1.0	0.19
563-58-6	1,1-Dichloropropene	1.0	U	1.0	0.13
87-61-6	1,2,3-Trichlorobenzene	1.0	U	1.0	0.17
96-18-4	1,2,3-Trichloropropane	1.0	U	1.0	0.43
526-73-8	1,2,3-Trimethylbenzene	5.0	U	5.0	0.0059
120-82-1	1,2,4-Trichlorobenzene	1.0	U	1.0	0.15
95-63-6	1,2,4-Trimethylbenzene	1.0	U	1.0	0.12
96-12-8	1,2-Dibromo-3-Chloropropane	5.0	U	5.0	0.67
106-93-4	1,2-Dibromoethane	1.0	U	1.0	0.24
95-50-1	1,2-Dichlorobenzene	1.0	U	1.0	0.13
107-06-2	1,2-Dichloroethane	1.0	U	1.0	0.22
78-87-5	1,2-Dichloropropane	1.0	U	1.0	0.18
541-73-1	1,3-Dichlorobenzene	1.0	U	1.0	0.14
142-28-9	1,3-Dichloropropane	1.0	U	1.0	0.16
106-46-7	1,4-Dichlorobenzene	1.0	U	1.0	0.13
594-20-7	2,2-Dichloropropane	1.0	U	1.0	0.13
78-93-3	2-Butanone	5.0	U	5.0	0.57
110-75-8	2-Chloroethyl vinyl ether	10	U	10	0.99
95-49-8	2-Chlorotoluene	1.0	U	1.0	0.11
591-78-6	2-Hexanone	5.0	U	5.0	0.41
106-43-4	4-Chlorotoluene	1.0	U	1.0	0.18
108-10-1	4-Methyl-2-pentanone	5.0	U	5.0	0.32
67-64-1	Acetone	5.0	U	5.0	1.1
71-43-2	Benzene	1.0	U	1.0	0.13
108-86-1	Bromobenzene	1.0	U	1.0	0.13
74-97-5	Bromochloromethane	1.0	U	1.0	0.29
75-27-4	Bromodichloromethane	1.0	U	1.0	0.15
75-25-2	Bromoform	1.0	U	1.0	0.64
74-83-9	Bromomethane	1.0	U	1.0	0.41
75-15-0	Carbon disulfide	1.0	U	1.0	0.13

FORM I
GC/MS VOA ORGANICS ANALYSIS DATA SHEET

Lab Name: TestAmerica Canton | Job No.: 240-39266-1

SDG No.:

Client Sample ID: MSA-SW44B-070714 | Lab Sample ID: 240-39266-30

Matrix: Water | Lab File ID: UX944827.D

Analysis Method: 8260B | Date Collected: 07/07/2014 13:48

Sample wt/vol: 5(mL) | Date Analyzed: 07/09/2014 23:12

Soil Aliquot Vol: | Dilution Factor: 1

Soil Extract Vol.: | GC Column: DB-624 ID: 0.18(mm)

% Moisture: | Level: (low/med) Low

Analysis Batch No.: 137882 | Units: ug/L

CAS NO.	COMPOUND NAME	RESULT	Q	RL	MDL
56-23-5	Carbon tetrachloride	1.0	U	1.0	0.13
108-90-7	Chlorobenzene	1.0	U	1.0	0.15
75-00-3	Chloroethane	1.0	U	1.0	0.29
67-66-3	Chloroform	1.0	U	1.0	0.16
74-87-3	Chloromethane	1.0	U	1.0	0.30
156-59-2	cis-1,2-Dichloroethene	0.33	J	1.0	0.17
10061-01-5	cis-1,3-Dichloropropene	1.0	U	1.0	0.14
124-48-1	Dibromochloromethane	1.0	U	1.0	0.18
74-95-3	Dibromomethane	1.0	U	1.0	0.28
75-71-8	Dichlorodifluoromethane	1.0	U	1.0	0.31
108-20-3	Diisopropyl ether	5.0	U	5.0	1.5
100-41-4	Ethylbenzene	1.0	U	1.0	0.17
637-92-3	Ethyl-t-butyl ether (ETBE)	5.0	U	5.0	0.11
87-68-3	Hexachlorobutadiene	1.0	U	1.0	0.30
98-82-8	Isopropylbenzene	1.0	U	1.0	0.13
1634-04-4	Methyl tert-butyl ether	1.0	U	1.0	0.17
75-09-2	Methylene Chloride	1.0	U	1.0	0.33
179601-23-1	m-Xylene & p-Xylene	2.0	U	2.0	0.24
91-20-3	Naphthalene	1.0	U	1.0	0.24
104-51-8	n-Butylbenzene	1.0	U	1.0	0.12
103-65-1	n-Propylbenzene	1.0	U	1.0	0.14
95-47-6	o-Xylene	1.0	U	1.0	0.14
99-87-6	p-Isopropyltoluene	1.0	U	1.0	0.12
135-98-8	sec-Butylbenzene	1.0	U	1.0	0.13
100-42-5	Styrene	1.0	U	1.0	0.11
994-05-8	Tert-amyl-methyl ether (TAME)	5.0	U	5.0	0.067
75-65-0	tert-Butyl alcohol	20	U	20	3.9
98-06-6	tert-Butylbenzene	1.0	U	1.0	0.13
127-18-4	Tetrachloroethene	1.0	U	1.0	0.29
108-88-3	Toluene	1.0	U	1.0	0.13
156-60-5	trans-1,2-Dichloroethene	1.0	U	1.0	0.19
10061-02-6	trans-1,3-Dichloropropene	1.0	U	1.0	0.19
79-01-6	Trichloroethene	0.57	J	1.0	0.17
75-69-4	Trichlorofluoromethane	1.0	U	1.0	0.21
108-05-4	Vinyl acetate	2.0	U	2.0	0.19
75-01-4	Vinyl chloride	0.50	U	0.50	0.22

FORM I
GC/MS VOA ORGANICS ANALYSIS DATA SHEET

Lab Name: TestAmerica Canton | Job No.: 240-39266-1

SDG No.:

Client Sample ID: MSA-SW44B-070714 | Lab Sample ID: 240-39266-30

Matrix: Water | Lab File ID: UX944827.D

Analysis Method: 8260B | Date Collected: 07/07/2014 13:48

Sample wt/vol: 5(mL) | Date Analyzed: 07/09/2014 23:12

Soil Aliquot Vol: | Dilution Factor: 1

Soil Extract Vol.: | GC Column: DB-624 ID: 0.18(mm)

% Moisture: | Level: (low/med) Low

Analysis Batch No.: 137882 | Units: ug/L

CAS NO.	COMPOUND NAME	RESULT	Q	RL	MDL
1330-20-7	Xylenes, Total	2.0	U	2.0	0.14

CAS NO.	SURROGATE	%REC	Q	LIMITS
17060-07-0	1,2-Dichloroethane-d4 (Surr)	89		63-129
460-00-4	4-Bromofluorobenzene (Surr)	83		66-120
1868-53-7	Dibromofluoromethane (Surr)	89		75-121
2037-26-5	Toluene-d8 (Surr)	99		74-120

FORM I
GC/MS VOA ORGANICS ANALYSIS DATA SHEET

Lab Name: TestAmerica Canton | Job No.: 240-39266-1

SDG No.:

Client Sample ID: MSA-SW44C-070714 | Lab Sample ID: 240-39266-31

Matrix: Water | Lab File ID: UX944828.D

Analysis Method: 8260B | Date Collected: 07/07/2014 13:52

Sample wt/vol: 5(mL) | Date Analyzed: 07/09/2014 23:36

Soil Aliquot Vol: | Dilution Factor: 1

Soil Extract Vol.: | GC Column: DB-624 ID: 0.18(mm)

% Moisture: | Level: (low/med) Low

Analysis Batch No.: 137882 | Units: ug/L

CAS NO.	COMPOUND NAME	RESULT	Q	RL	MDL
630-20-6	1,1,1,2-Tetrachloroethane	1.0	U	1.0	0.23
71-55-6	1,1,1-Trichloroethane	1.0	U	1.0	0.22
79-34-5	1,1,2,2-Tetrachloroethane	1.0	U	1.0	0.18
76-13-1	1,1,2-Trichloro-1,2,2-trichfluoroeth ane	1.0	U	1.0	0.28
75-34-3	1,1-Dichloroethane	1.0	U	1.0	0.15
75-35-4	1,1-Dichloroethene	1.0	U	1.0	0.19
563-58-6	1,1-Dichloropropene	1.0	U	1.0	0.13
87-61-6	1,2,3-Trichlorobenzene	1.0	U	1.0	0.17
96-18-4	1,2,3-Trichloropropane	1.0	U	1.0	0.43
526-73-8	1,2,3-Trimethylbenzene	5.0	U	5.0	0.0059
120-82-1	1,2,4-Trichlorobenzene	1.0	U	1.0	0.15
95-63-6	1,2,4-Trimethylbenzene	0.32	J	1.0	0.12
96-12-8	1,2-Dibromo-3-Chloropropane	5.0	U	5.0	0.67
106-93-4	1,2-Dibromoethane	1.0	U	1.0	0.24
95-50-1	1,2-Dichlorobenzene	1.0	U	1.0	0.13
107-06-2	1,2-Dichloroethane	1.0	U	1.0	0.22
78-87-5	1,2-Dichloropropane	1.0	U	1.0	0.18
541-73-1	1,3-Dichlorobenzene	1.0	U	1.0	0.14
142-28-9	1,3-Dichloropropane	1.0	U	1.0	0.16
106-46-7	1,4-Dichlorobenzene	1.0	U	1.0	0.13
594-20-7	2,2-Dichloropropane	1.0	U	1.0	0.13
78-93-3	2-Butanone	5.0	U	5.0	0.57
110-75-8	2-Chloroethyl vinyl ether	10	U	10	0.99
95-49-8	2-Chlorotoluene	1.0	U	1.0	0.11
591-78-6	2-Hexanone	5.0	U	5.0	0.41
106-43-4	4-Chlorotoluene	1.0	U	1.0	0.18
108-10-1	4-Methyl-2-pentanone	5.0	U	5.0	0.32
67-64-1	Acetone	5.0	U	5.0	1.1
71-43-2	Benzene	1.0	U	1.0	0.13
108-86-1	Bromobenzene	1.0	U	1.0	0.13
74-97-5	Bromochloromethane	1.0	U	1.0	0.29
75-27-4	Bromodichloromethane	1.0	U	1.0	0.15
75-25-2	Bromoform	1.0	U	1.0	0.64
74-83-9	Bromomethane	1.0	U	1.0	0.41
75-15-0	Carbon disulfide	1.0	U	1.0	0.13

FORM I
GC/MS VOA ORGANICS ANALYSIS DATA SHEET

Lab Name: TestAmerica Canton | Job No.: 240-39266-1

SDG No.:

Client Sample ID: MSA-SW44C-070714 | Lab Sample ID: 240-39266-31

Matrix: Water | Lab File ID: UX944828.D

Analysis Method: 8260B | Date Collected: 07/07/2014 13:52

Sample wt/vol: 5(mL) | Date Analyzed: 07/09/2014 23:36

Soil Aliquot Vol: | Dilution Factor: 1

Soil Extract Vol.: | GC Column: DB-624 ID: 0.18(mm)

% Moisture: | Level: (low/med) Low

Analysis Batch No.: 137882 | Units: ug/L

CAS NO.	COMPOUND NAME	RESULT	Q	RL	MDL
56-23-5	Carbon tetrachloride	1.0	U	1.0	0.13
108-90-7	Chlorobenzene	1.0	U	1.0	0.15
75-00-3	Chloroethane	1.0	U	1.0	0.29
67-66-3	Chloroform	1.0	U	1.0	0.16
74-87-3	Chloromethane	1.0	U	1.0	0.30
156-59-2	cis-1,2-Dichloroethene	1.0	U	1.0	0.17
10061-01-5	cis-1,3-Dichloropropene	1.0	U	1.0	0.14
124-48-1	Dibromochloromethane	1.0	U	1.0	0.18
74-95-3	Dibromomethane	1.0	U	1.0	0.28
75-71-8	Dichlorodifluoromethane	1.0	U	1.0	0.31
108-20-3	Diisopropyl ether	5.0	U	5.0	1.5
100-41-4	Ethylbenzene	1.0	U	1.0	0.17
637-92-3	Ethyl-t-butyl ether (ETBE)	5.0	U	5.0	0.11
87-68-3	Hexachlorobutadiene	1.0	U	1.0	0.30
98-82-8	Isopropylbenzene	1.0	U	1.0	0.13
1634-04-4	Methyl tert-butyl ether	1.0	U	1.0	0.17
75-09-2	Methylene Chloride	1.0	U	1.0	0.33
179601-23-1	m-Xylene & p-Xylene	0.61	J	2.0	0.24
91-20-3	Naphthalene	1.0	U	1.0	0.24
104-51-8	n-Butylbenzene	1.0	U	1.0	0.12
103-65-1	n-Propylbenzene	1.0	U	1.0	0.14
95-47-6	o-Xylene	0.28	J	1.0	0.14
99-87-6	p-Isopropyltoluene	1.0	U	1.0	0.12
135-98-8	sec-Butylbenzene	1.0	U	1.0	0.13
100-42-5	Styrene	1.0	U	1.0	0.11
994-05-8	Tert-amyl-methyl ether (TAME)	5.0	U	5.0	0.067
75-65-0	tert-Butyl alcohol	20	U	20	3.9
98-06-6	tert-Butylbenzene	1.0	U	1.0	0.13
127-18-4	Tetrachloroethene	1.0	U	1.0	0.29
108-88-3	Toluene	1.1		1.0	0.13
156-60-5	trans-1,2-Dichloroethene	1.0	U	1.0	0.19
10061-02-6	trans-1,3-Dichloropropene	1.0	U	1.0	0.19
79-01-6	Trichloroethene	0.65	J	1.0	0.17
75-69-4	Trichlorofluoromethane	1.0	U	1.0	0.21
108-05-4	Vinyl acetate	2.0	U	2.0	0.19
75-01-4	Vinyl chloride	0.50	U	0.50	0.22

FORM I
GC/MS VOA ORGANICS ANALYSIS DATA SHEET

Lab Name: TestAmerica Canton | Job No.: 240-39266-1

SDG No.:

Client Sample ID: MSA-SW44C-070714 | Lab Sample ID: 240-39266-31

Matrix: Water | Lab File ID: UX944828.D

Analysis Method: 8260B | Date Collected: 07/07/2014 13:52

Sample wt/vol: 5(mL) | Date Analyzed: 07/09/2014 23:36

Soil Aliquot Vol: | Dilution Factor: 1

Soil Extract Vol.: | GC Column: DB-624 ID: 0.18(mm)

% Moisture: | Level: (low/med) Low

Analysis Batch No.: 137882 | Units: ug/L

CAS NO.	COMPOUND NAME	RESULT	Q	RL	MDL
1330-20-7	Xylenes, Total	0.89	J	2.0	0.14

CAS NO.	SURROGATE	%REC	Q	LIMITS
17060-07-0	1,2-Dichloroethane-d4 (Surr)	88		63-129
460-00-4	4-Bromofluorobenzene (Surr)	87		66-120
1868-53-7	Dibromofluoromethane (Surr)	100		75-121
2037-26-5	Toluene-d8 (Surr)	99		74-120

FORM I
GC/MS VOA ORGANICS ANALYSIS DATA SHEET

Lab Name: TestAmerica Canton | Job No.: 240-39266-1

SDG No.:

Client Sample ID: MSA-SW44D-070714 | Lab Sample ID: 240-39266-32

Matrix: Water | Lab File ID: UX944829.D

Analysis Method: 8260B | Date Collected: 07/07/2014 13:56

Sample wt/vol: 5(mL) | Date Analyzed: 07/09/2014 23:59

Soil Aliquot Vol: | Dilution Factor: 1

Soil Extract Vol.: | GC Column: DB-624 ID: 0.18(mm)

% Moisture: | Level: (low/med) Low

Analysis Batch No.: 137882 | Units: ug/L

CAS NO.	COMPOUND NAME	RESULT	Q	RL	MDL
630-20-6	1,1,1,2-Tetrachloroethane	1.0	U	1.0	0.23
71-55-6	1,1,1-Trichloroethane	1.0	U	1.0	0.22
79-34-5	1,1,2,2-Tetrachloroethane	1.0	U	1.0	0.18
76-13-1	1,1,2-Trichloro-1,2,2-trichfluoroeth ane	1.0	U	1.0	0.28
75-34-3	1,1-Dichloroethane	1.0	U	1.0	0.15
75-35-4	1,1-Dichloroethene	1.0	U	1.0	0.19
563-58-6	1,1-Dichloropropene	1.0	U	1.0	0.13
87-61-6	1,2,3-Trichlorobenzene	1.0	U	1.0	0.17
96-18-4	1,2,3-Trichloropropane	1.0	U	1.0	0.43
526-73-8	1,2,3-Trimethylbenzene	5.0	U	5.0	0.0059
120-82-1	1,2,4-Trichlorobenzene	1.0	U	1.0	0.15
95-63-6	1,2,4-Trimethylbenzene	1.0	U	1.0	0.12
96-12-8	1,2-Dibromo-3-Chloropropane	5.0	U	5.0	0.67
106-93-4	1,2-Dibromoethane	1.0	U	1.0	0.24
95-50-1	1,2-Dichlorobenzene	1.0	U	1.0	0.13
107-06-2	1,2-Dichloroethane	1.0	U	1.0	0.22
78-87-5	1,2-Dichloropropane	1.0	U	1.0	0.18
541-73-1	1,3-Dichlorobenzene	1.0	U	1.0	0.14
142-28-9	1,3-Dichloropropane	1.0	U	1.0	0.16
106-46-7	1,4-Dichlorobenzene	1.0	U	1.0	0.13
594-20-7	2,2-Dichloropropane	1.0	U	1.0	0.13
78-93-3	2-Butanone	5.0	U	5.0	0.57
110-75-8	2-Chloroethyl vinyl ether	10	U	10	0.99
95-49-8	2-Chlorotoluene	1.0	U	1.0	0.11
591-78-6	2-Hexanone	5.0	U	5.0	0.41
106-43-4	4-Chlorotoluene	1.0	U	1.0	0.18
108-10-1	4-Methyl-2-pentanone	5.0	U	5.0	0.32
67-64-1	Acetone	5.0	U	5.0	1.1
71-43-2	Benzene	1.0	U	1.0	0.13
108-86-1	Bromobenzene	1.0	U	1.0	0.13
74-97-5	Bromochloromethane	1.0	U	1.0	0.29
75-27-4	Bromodichloromethane	1.0	U	1.0	0.15
75-25-2	Bromoform	1.0	U	1.0	0.64
74-83-9	Bromomethane	1.0	U	1.0	0.41
75-15-0	Carbon disulfide	1.0	U	1.0	0.13

FORM I
GC/MS VOA ORGANICS ANALYSIS DATA SHEET

Lab Name: TestAmerica Canton Job No.: 240-39266-1

SDG No.:

Client Sample ID: MSA-SW44D-070714 Lab Sample ID: 240-39266-32

Matrix: Water Lab File ID: UX944829.D

Analysis Method: 8260B Date Collected: 07/07/2014 13:56

Sample wt/vol: 5(mL) Date Analyzed: 07/09/2014 23:59

Soil Aliquot Vol: Dilution Factor: 1

Soil Extract Vol.: GC Column: DB-624 ID: 0.18(mm)

% Moisture: Level: (low/med) Low

Analysis Batch No.: 137882 Units: ug/L

CAS NO.	COMPOUND NAME	RESULT	Q	RL	MDL
56-23-5	Carbon tetrachloride	1.0	U	1.0	0.13
108-90-7	Chlorobenzene	1.0	U	1.0	0.15
75-00-3	Chloroethane	1.0	U	1.0	0.29
67-66-3	Chloroform	1.0	U	1.0	0.16
74-87-3	Chloromethane	1.0	U	1.0	0.30
156-59-2	cis-1,2-Dichloroethene	0.22	J	1.0	0.17
10061-01-5	cis-1,3-Dichloropropene	1.0	U	1.0	0.14
124-48-1	Dibromochloromethane	1.0	U	1.0	0.18
74-95-3	Dibromomethane	1.0	U	1.0	0.28
75-71-8	Dichlorodifluoromethane	1.0	U	1.0	0.31
108-20-3	Diisopropyl ether	5.0	U	5.0	1.5
100-41-4	Ethylbenzene	1.0	U	1.0	0.17
637-92-3	Ethyl-t-butyl ether (ETBE)	5.0	U	5.0	0.11
87-68-3	Hexachlorobutadiene	1.0	U	1.0	0.30
98-82-8	Isopropylbenzene	1.0	U	1.0	0.13
1634-04-4	Methyl tert-butyl ether	1.0	U	1.0	0.17
75-09-2	Methylene Chloride	1.0	U	1.0	0.33
179601-23-1	m-Xylene & p-Xylene	2.0	U	2.0	0.24
91-20-3	Naphthalene	1.0	U	1.0	0.24
104-51-8	n-Butylbenzene	1.0	U	1.0	0.12
103-65-1	n-Propylbenzene	1.0	U	1.0	0.14
95-47-6	o-Xylene	1.0	U	1.0	0.14
99-87-6	p-Isopropyltoluene	1.0	U	1.0	0.12
135-98-8	sec-Butylbenzene	1.0	U	1.0	0.13
100-42-5	Styrene	1.0	U	1.0	0.11
994-05-8	Tert-amyl-methyl ether (TAME)	5.0	U	5.0	0.067
75-65-0	tert-Butyl alcohol	20	U	20	3.9
98-06-6	tert-Butylbenzene	1.0	U	1.0	0.13
127-18-4	Tetrachloroethene	1.0	U	1.0	0.29
108-88-3	Toluene	1.0	U	1.0	0.13
156-60-5	trans-1,2-Dichloroethene	1.0	U	1.0	0.19
10061-02-6	trans-1,3-Dichloropropene	1.0	U	1.0	0.19
79-01-6	Trichloroethene	0.41	J	1.0	0.17
75-69-4	Trichlorofluoromethane	1.0	U	1.0	0.21
108-05-4	Vinyl acetate	2.0	U	2.0	0.19
75-01-4	Vinyl chloride	0.50	U	0.50	0.22

FORM I
GC/MS VOA ORGANICS ANALYSIS DATA SHEET

Lab Name: TestAmerica Canton | Job No.: 240-39266-1

SDG No.:

Client Sample ID: MSA-SW44D-070714 | Lab Sample ID: 240-39266-32

Matrix: Water | Lab File ID: UX944829.D

Analysis Method: 8260B | Date Collected: 07/07/2014 13:56

Sample wt/vol: 5(mL) | Date Analyzed: 07/09/2014 23:59

Soil Aliquot Vol: | Dilution Factor: 1

Soil Extract Vol.: | GC Column: DB-624 ID: 0.18(mm)

% Moisture: | Level: (low/med) Low

Analysis Batch No.: 137882 | Units: ug/L

CAS NO.	COMPOUND NAME	RESULT	Q	RL	MDL
1330-20-7	Xylenes, Total	2.0	U	2.0	0.14

CAS NO.	SURROGATE	%REC	Q	LIMITS
17060-07-0	1,2-Dichloroethane-d4 (Surr)	87		63-129
460-00-4	4-Bromofluorobenzene (Surr)	91		66-120
1868-53-7	Dibromofluoromethane (Surr)	93		75-121
2037-26-5	Toluene-d8 (Surr)	94		74-120

FORM I
GC/MS VOA ORGANICS ANALYSIS DATA SHEET

Lab Name: TestAmerica Canton | Job No.: 240-39266-1

SDG No.:

Client Sample ID: MSA-SW45A-070714 | Lab Sample ID: 240-39266-33

Matrix: Water | Lab File ID: UX944830.D

Analysis Method: 8260B | Date Collected: 07/07/2014 09:08

Sample wt/vol: 5(mL) | Date Analyzed: 07/10/2014 00:22

Soil Aliquot Vol: | Dilution Factor: 1

Soil Extract Vol.: | GC Column: DB-624 ID: 0.18(mm)

% Moisture: | Level: (low/med) Low

Analysis Batch No.: 137882 | Units: ug/L

CAS NO.	COMPOUND NAME	RESULT	Q	RL	MDL
630-20-6	1,1,1,2-Tetrachloroethane	1.0	U	1.0	0.23
71-55-6	1,1,1-Trichloroethane	1.0	U	1.0	0.22
79-34-5	1,1,2,2-Tetrachloroethane	1.0	U	1.0	0.18
76-13-1	1,1,2-Trichloro-1,2,2-trichfluoroeth ane	1.0	U	1.0	0.28
75-34-3	1,1-Dichloroethane	1.0	U	1.0	0.15
75-35-4	1,1-Dichloroethene	1.0	U	1.0	0.19
563-58-6	1,1-Dichloropropene	1.0	U	1.0	0.13
87-61-6	1,2,3-Trichlorobenzene	1.0	U	1.0	0.17
96-18-4	1,2,3-Trichloropropane	1.0	U	1.0	0.43
526-73-8	1,2,3-Trimethylbenzene	0.33	J	5.0	0.0059
120-82-1	1,2,4-Trichlorobenzene	1.0	U	1.0	0.15
95-63-6	1,2,4-Trimethylbenzene	1.1		1.0	0.12
96-12-8	1,2-Dibromo-3-Chloropropane	5.0	U	5.0	0.67
106-93-4	1,2-Dibromoethane	1.0	U	1.0	0.24
95-50-1	1,2-Dichlorobenzene	1.0	U	1.0	0.13
107-06-2	1,2-Dichloroethane	1.0	U	1.0	0.22
78-87-5	1,2-Dichloropropane	1.0	U	1.0	0.18
541-73-1	1,3-Dichlorobenzene	1.0	U	1.0	0.14
142-28-9	1,3-Dichloropropane	1.0	U	1.0	0.16
106-46-7	1,4-Dichlorobenzene	1.0	U	1.0	0.13
594-20-7	2,2-Dichloropropane	1.0	U	1.0	0.13
78-93-3	2-Butanone	5.0	U	5.0	0.57
110-75-8	2-Chloroethyl vinyl ether	10	U	10	0.99
95-49-8	2-Chlorotoluene	1.0	U	1.0	0.11
591-78-6	2-Hexanone	5.0	U	5.0	0.41
106-43-4	4-Chlorotoluene	1.0	U	1.0	0.18
108-10-1	4-Methyl-2-pentanone	5.0	U	5.0	0.32
67-64-1	Acetone	5.0	U	5.0	1.1
71-43-2	Benzene	0.50	J	1.0	0.13
108-86-1	Bromobenzene	1.0	U	1.0	0.13
74-97-5	Bromochloromethane	1.0	U	1.0	0.29
75-27-4	Bromodichloromethane	1.0	U	1.0	0.15
75-25-2	Bromoform	1.0	U	1.0	0.64
74-83-9	Bromomethane	1.0	U	1.0	0.41
75-15-0	Carbon disulfide	1.3		1.0	0.13

FORM I
GC/MS VOA ORGANICS ANALYSIS DATA SHEET

Lab Name: TestAmerica Canton | Job No.: 240-39266-1

SDG No.:

Client Sample ID: MSA-SW45A-070714 | Lab Sample ID: 240-39266-33

Matrix: Water | Lab File ID: UX944830.D

Analysis Method: 8260B | Date Collected: 07/07/2014 09:08

Sample wt/vol: 5(mL) | Date Analyzed: 07/10/2014 00:22

Soil Aliquot Vol: | Dilution Factor: 1

Soil Extract Vol.: | GC Column: DB-624 ID: 0.18(mm)

% Moisture: | Level: (low/med) Low

Analysis Batch No.: 137882 | Units: ug/L

CAS NO.	COMPOUND NAME	RESULT	Q	RL	MDL
56-23-5	Carbon tetrachloride	1.0	U	1.0	0.13
108-90-7	Chlorobenzene	1.0	U	1.0	0.15
75-00-3	Chloroethane	1.0	U	1.0	0.29
67-66-3	Chloroform	1.0	U	1.0	0.16
74-87-3	Chloromethane	1.0	U	1.0	0.30
156-59-2	cis-1,2-Dichloroethene	0.36	J	1.0	0.17
10061-01-5	cis-1,3-Dichloropropene	1.0	U	1.0	0.14
124-48-1	Dibromochloromethane	1.0	U	1.0	0.18
74-95-3	Dibromomethane	1.0	U	1.0	0.28
75-71-8	Dichlorodifluoromethane	1.0	U	1.0	0.31
108-20-3	Diisopropyl ether	5.0	U	5.0	1.5
100-41-4	Ethylbenzene	0.32	J	1.0	0.17
637-92-3	Ethyl-t-butyl ether (ETBE)	5.0	U	5.0	0.11
87-68-3	Hexachlorobutadiene	1.0	U	1.0	0.30
98-82-8	Isopropylbenzene	1.0	U	1.0	0.13
1634-04-4	Methyl tert-butyl ether	1.0	U	1.0	0.17
75-09-2	Methylene Chloride	1.0	U	1.0	0.33
179601-23-1	m-Xylene & p-Xylene	1.8	J	2.0	0.24
91-20-3	Naphthalene	0.56	J	1.0	0.24
104-51-8	n-Butylbenzene	1.0	U	1.0	0.12
103-65-1	n-Propylbenzene	1.0	U	1.0	0.14
95-47-6	o-Xylene	0.83	J	1.0	0.14
99-87-6	p-Isopropyltoluene	1.0	U	1.0	0.12
135-98-8	sec-Butylbenzene	1.0	U	1.0	0.13
100-42-5	Styrene	1.0	U	1.0	0.11
994-05-8	Tert-amyl-methyl ether (TAME)	5.0	U	5.0	0.067
75-65-0	tert-Butyl alcohol	20	U	20	3.9
98-06-6	tert-Butylbenzene	1.0	U	1.0	0.13
127-18-4	Tetrachloroethene	1.0	U	1.0	0.29
108-88-3	Toluene	2.5		1.0	0.13
156-60-5	trans-1,2-Dichloroethene	1.0	U	1.0	0.19
10061-02-6	trans-1,3-Dichloropropene	1.0	U	1.0	0.19
79-01-6	Trichloroethene	0.42	J	1.0	0.17
75-69-4	Trichlorofluoromethane	1.0	U	1.0	0.21
108-05-4	Vinyl acetate	2.0	U	2.0	0.19
75-01-4	Vinyl chloride	0.50	U	0.50	0.22

FORM I
GC/MS VOA ORGANICS ANALYSIS DATA SHEET

Lab Name: TestAmerica Canton | Job No.: 240-39266-1

SDG No.:

Client Sample ID: MSA-SW45A-070714 | Lab Sample ID: 240-39266-33

Matrix: Water | Lab File ID: UX944830.D

Analysis Method: 8260B | Date Collected: 07/07/2014 09:08

Sample wt/vol: 5(mL) | Date Analyzed: 07/10/2014 00:22

Soil Aliquot Vol: | Dilution Factor: 1

Soil Extract Vol.: | GC Column: DB-624 ID: 0.18(mm)

% Moisture: | Level: (low/med) Low

Analysis Batch No.: 137882 | Units: ug/L

CAS NO.	COMPOUND NAME	RESULT	Q	RL	MDL
1330-20-7	Xylenes, Total	2.6		2.0	0.14

CAS NO.	SURROGATE	%REC	Q	LIMITS
17060-07-0	1,2-Dichloroethane-d4 (Surr)	85		63-129
460-00-4	4-Bromofluorobenzene (Surr)	91		66-120
1868-53-7	Dibromofluoromethane (Surr)	91		75-121
2037-26-5	Toluene-d8 (Surr)	96		74-120

FORM I
GC/MS VOA ORGANICS ANALYSIS DATA SHEET

Lab Name: TestAmerica Canton | Job No.: 240-39266-1

SDG No.:

Client Sample ID: MSA-SW45B-070714 | Lab Sample ID: 240-39266-34

Matrix: Water | Lab File ID: UX944831.D

Analysis Method: 8260B | Date Collected: 07/07/2014 09:14

Sample wt/vol: 5(mL) | Date Analyzed: 07/10/2014 00:45

Soil Aliquot Vol: | Dilution Factor: 1

Soil Extract Vol.: | GC Column: DB-624 ID: 0.18(mm)

% Moisture: | Level: (low/med) Low

Analysis Batch No.: 137882 | Units: ug/L

CAS NO.	COMPOUND NAME	RESULT	Q	RL	MDL
630-20-6	1,1,1,2-Tetrachloroethane	1.0	U	1.0	0.23
71-55-6	1,1,1-Trichloroethane	1.0	U	1.0	0.22
79-34-5	1,1,2,2-Tetrachloroethane	1.0	U	1.0	0.18
76-13-1	1,1,2-Trichloro-1,2,2-trichfluoroeth ane	1.0	U	1.0	0.28
75-34-3	1,1-Dichloroethane	1.0	U	1.0	0.15
75-35-4	1,1-Dichloroethene	1.0	U	1.0	0.19
563-58-6	1,1-Dichloropropene	1.0	U	1.0	0.13
87-61-6	1,2,3-Trichlorobenzene	1.0	U	1.0	0.17
96-18-4	1,2,3-Trichloropropane	1.0	U	1.0	0.43
526-73-8	1,2,3-Trimethylbenzene	5.0	U	5.0	0.0059
120-82-1	1,2,4-Trichlorobenzene	1.0	U	1.0	0.15
95-63-6	1,2,4-Trimethylbenzene	1.0	U	1.0	0.12
96-12-8	1,2-Dibromo-3-Chloropropane	5.0	U	5.0	0.67
106-93-4	1,2-Dibromoethane	1.0	U	1.0	0.24
95-50-1	1,2-Dichlorobenzene	1.0	U	1.0	0.13
107-06-2	1,2-Dichloroethane	1.0	U	1.0	0.22
78-87-5	1,2-Dichloropropane	1.0	U	1.0	0.18
541-73-1	1,3-Dichlorobenzene	1.0	U	1.0	0.14
142-28-9	1,3-Dichloropropane	1.0	U	1.0	0.16
106-46-7	1,4-Dichlorobenzene	1.0	U	1.0	0.13
594-20-7	2,2-Dichloropropane	1.0	U	1.0	0.13
78-93-3	2-Butanone	5.0	U	5.0	0.57
110-75-8	2-Chloroethyl vinyl ether	10	U	10	0.99
95-49-8	2-Chlorotoluene	1.0	U	1.0	0.11
591-78-6	2-Hexanone	5.0	U	5.0	0.41
106-43-4	4-Chlorotoluene	1.0	U	1.0	0.18
108-10-1	4-Methyl-2-pentanone	5.0	U	5.0	0.32
67-64-1	Acetone	5.0	U	5.0	1.1
71-43-2	Benzene	1.0	U	1.0	0.13
108-86-1	Bromobenzene	1.0	U	1.0	0.13
74-97-5	Bromochloromethane	1.0	U	1.0	0.29
75-27-4	Bromodichloromethane	1.0	U	1.0	0.15
75-25-2	Bromoform	1.0	U	1.0	0.64
74-83-9	Bromomethane	1.0	U	1.0	0.41
75-15-0	Carbon disulfide	1.0	U	1.0	0.13

FORM I
GC/MS VOA ORGANICS ANALYSIS DATA SHEET

Lab Name: TestAmerica Canton | Job No.: 240-39266-1

SDG No.:

Client Sample ID: MSA-SW45B-070714 | Lab Sample ID: 240-39266-34

Matrix: Water | Lab File ID: UX944831.D

Analysis Method: 8260B | Date Collected: 07/07/2014 09:14

Sample wt/vol: 5(mL) | Date Analyzed: 07/10/2014 00:45

Soil Aliquot Vol: | Dilution Factor: 1

Soil Extract Vol.: | GC Column: DB-624 ID: 0.18(mm)

% Moisture: | Level: (low/med) Low

Analysis Batch No.: 137882 | Units: ug/L

CAS NO.	COMPOUND NAME	RESULT	Q	RL	MDL
56-23-5	Carbon tetrachloride	1.0	U	1.0	0.13
108-90-7	Chlorobenzene	1.0	U	1.0	0.15
75-00-3	Chloroethane	1.0	U	1.0	0.29
67-66-3	Chloroform	1.0	U	1.0	0.16
74-87-3	Chloromethane	1.0	U	1.0	0.30
156-59-2	cis-1,2-Dichloroethene	1.0	U	1.0	0.17
10061-01-5	cis-1,3-Dichloropropene	1.0	U	1.0	0.14
124-48-1	Dibromochloromethane	1.0	U	1.0	0.18
74-95-3	Dibromomethane	1.0	U	1.0	0.28
75-71-8	Dichlorodifluoromethane	1.0	U	1.0	0.31
108-20-3	Diisopropyl ether	5.0	U	5.0	1.5
100-41-4	Ethylbenzene	1.0	U	1.0	0.17
637-92-3	Ethyl-t-butyl ether (ETBE)	5.0	U	5.0	0.11
87-68-3	Hexachlorobutadiene	1.0	U	1.0	0.30
98-82-8	Isopropylbenzene	1.0	U	1.0	0.13
1634-04-4	Methyl tert-butyl ether	1.0	U	1.0	0.17
75-09-2	Methylene Chloride	1.0	U	1.0	0.33
179601-23-1	m-Xylene & p-Xylene	2.0	U	2.0	0.24
91-20-3	Naphthalene	1.0	U	1.0	0.24
104-51-8	n-Butylbenzene	1.0	U	1.0	0.12
103-65-1	n-Propylbenzene	1.0	U	1.0	0.14
95-47-6	o-Xylene	1.0	U	1.0	0.14
99-87-6	p-Isopropyltoluene	1.0	U	1.0	0.12
135-98-8	sec-Butylbenzene	1.0	U	1.0	0.13
100-42-5	Styrene	1.0	U	1.0	0.11
994-05-8	Tert-amyl-methyl ether (TAME)	5.0	U	5.0	0.067
75-65-0	tert-Butyl alcohol	20	U	20	3.9
98-06-6	tert-Butylbenzene	1.0	U	1.0	0.13
127-18-4	Tetrachloroethene	1.0	U	1.0	0.29
108-88-3	Toluene	1.0	U	1.0	0.13
156-60-5	trans-1,2-Dichloroethene	1.0	U	1.0	0.19
10061-02-6	trans-1,3-Dichloropropene	1.0	U	1.0	0.19
79-01-6	Trichloroethene	0.32	J	1.0	0.17
75-69-4	Trichlorofluoromethane	1.0	U	1.0	0.21
108-05-4	Vinyl acetate	2.0	U	2.0	0.19
75-01-4	Vinyl chloride	0.50	U	0.50	0.22

FORM I
GC/MS VOA ORGANICS ANALYSIS DATA SHEET

Lab Name: TestAmerica Canton | Job No.: 240-39266-1

SDG No.:

Client Sample ID: MSA-SW45B-070714 | Lab Sample ID: 240-39266-34

Matrix: Water | Lab File ID: UX944831.D

Analysis Method: 8260B | Date Collected: 07/07/2014 09:14

Sample wt/vol: 5(mL) | Date Analyzed: 07/10/2014 00:45

Soil Aliquot Vol: | Dilution Factor: 1

Soil Extract Vol.: | GC Column: DB-624 ID: 0.18(mm)

% Moisture: | Level: (low/med) Low

Analysis Batch No.: 137882 | Units: ug/L

CAS NO.	COMPOUND NAME	RESULT	Q	RL	MDL
1330-20-7	Xylenes, Total	2.0	U	2.0	0.14

CAS NO.	SURROGATE	%REC	Q	LIMITS
17060-07-0	1,2-Dichloroethane-d4 (Surr)	89		63-129
460-00-4	4-Bromofluorobenzene (Surr)	86		66-120
1868-53-7	Dibromofluoromethane (Surr)	98		75-121
2037-26-5	Toluene-d8 (Surr)	95		74-120

FORM I
GC/MS VOA ORGANICS ANALYSIS DATA SHEET

Lab Name: TestAmerica Canton | Job No.: 240-39266-1

SDG No.:

Client Sample ID: MSA-SW45C-070714 | Lab Sample ID: 240-39266-35

Matrix: Water | Lab File ID: UX944832.D

Analysis Method: 8260B | Date Collected: 07/07/2014 09:18

Sample wt/vol: 5(mL) | Date Analyzed: 07/10/2014 01:08

Soil Aliquot Vol: | Dilution Factor: 1

Soil Extract Vol.: | GC Column: DB-624 ID: 0.18(mm)

% Moisture: | Level: (low/med) Low

Analysis Batch No.: 137882 | Units: ug/L

CAS NO.	COMPOUND NAME	RESULT	Q	RL	MDL
630-20-6	1,1,1,2-Tetrachloroethane	1.0	U	1.0	0.23
71-55-6	1,1,1-Trichloroethane	1.0	U	1.0	0.22
79-34-5	1,1,2,2-Tetrachloroethane	1.0	U	1.0	0.18
76-13-1	1,1,2-Trichloro-1,2,2-trichfluoroeth ane	1.0	U	1.0	0.28
75-34-3	1,1-Dichloroethane	1.0	U	1.0	0.15
75-35-4	1,1-Dichloroethene	1.0	U	1.0	0.19
563-58-6	1,1-Dichloropropene	1.0	U	1.0	0.13
87-61-6	1,2,3-Trichlorobenzene	1.0	U	1.0	0.17
96-18-4	1,2,3-Trichloropropane	1.0	U	1.0	0.43
526-73-8	1,2,3-Trimethylbenzene	5.0	U	5.0	0.0059
120-82-1	1,2,4-Trichlorobenzene	1.0	U	1.0	0.15
95-63-6	1,2,4-Trimethylbenzene	1.0	U	1.0	0.12
96-12-8	1,2-Dibromo-3-Chloropropane	5.0	U	5.0	0.67
106-93-4	1,2-Dibromoethane	1.0	U	1.0	0.24
95-50-1	1,2-Dichlorobenzene	1.0	U	1.0	0.13
107-06-2	1,2-Dichloroethane	1.0	U	1.0	0.22
78-87-5	1,2-Dichloropropane	1.0	U	1.0	0.18
541-73-1	1,3-Dichlorobenzene	1.0	U	1.0	0.14
142-28-9	1,3-Dichloropropane	1.0	U	1.0	0.16
106-46-7	1,4-Dichlorobenzene	1.0	U	1.0	0.13
594-20-7	2,2-Dichloropropane	1.0	U	1.0	0.13
78-93-3	2-Butanone	5.0	U	5.0	0.57
110-75-8	2-Chloroethyl vinyl ether	10	U	10	0.99
95-49-8	2-Chlorotoluene	1.0	U	1.0	0.11
591-78-6	2-Hexanone	5.0	U	5.0	0.41
106-43-4	4-Chlorotoluene	1.0	U	1.0	0.18
108-10-1	4-Methyl-2-pentanone	5.0	U	5.0	0.32
67-64-1	Acetone	5.0	U	5.0	1.1
71-43-2	Benzene	1.0	U	1.0	0.13
108-86-1	Bromobenzene	1.0	U	1.0	0.13
74-97-5	Bromochloromethane	1.0	U	1.0	0.29
75-27-4	Bromodichloromethane	1.0	U	1.0	0.15
75-25-2	Bromoform	1.0	U	1.0	0.64
74-83-9	Bromomethane	1.0	U	1.0	0.41
75-15-0	Carbon disulfide	1.4		1.0	0.13

FORM I
GC/MS VOA ORGANICS ANALYSIS DATA SHEET

Lab Name: TestAmerica Canton | Job No.: 240-39266-1

SDG No.:

Client Sample ID: MSA-SW45C-070714 | Lab Sample ID: 240-39266-35

Matrix: Water | Lab File ID: UX944832.D

Analysis Method: 8260B | Date Collected: 07/07/2014 09:18

Sample wt/vol: 5(mL) | Date Analyzed: 07/10/2014 01:08

Soil Aliquot Vol: | Dilution Factor: 1

Soil Extract Vol.: | GC Column: DB-624 ID: 0.18(mm)

% Moisture: | Level: (low/med) Low

Analysis Batch No.: 137882 | Units: ug/L

CAS NO.	COMPOUND NAME	RESULT	Q	RL	MDL
56-23-5	Carbon tetrachloride	1.0	U	1.0	0.13
108-90-7	Chlorobenzene	1.0	U	1.0	0.15
75-00-3	Chloroethane	1.0	U	1.0	0.29
67-66-3	Chloroform	1.0	U	1.0	0.16
74-87-3	Chloromethane	1.0	U	1.0	0.30
156-59-2	cis-1,2-Dichloroethene	0.22	J	1.0	0.17
10061-01-5	cis-1,3-Dichloropropene	1.0	U	1.0	0.14
124-48-1	Dibromochloromethane	1.0	U	1.0	0.18
74-95-3	Dibromomethane	1.0	U	1.0	0.28
75-71-8	Dichlorodifluoromethane	1.0	U	1.0	0.31
108-20-3	Diisopropyl ether	5.0	U	5.0	1.5
100-41-4	Ethylbenzene	1.0	U	1.0	0.17
637-92-3	Ethyl-t-butyl ether (ETBE)	5.0	U	5.0	0.11
87-68-3	Hexachlorobutadiene	1.0	U	1.0	0.30
98-82-8	Isopropylbenzene	1.0	U	1.0	0.13
1634-04-4	Methyl tert-butyl ether	1.0	U	1.0	0.17
75-09-2	Methylene Chloride	1.0	U	1.0	0.33
179601-23-1	m-Xylene & p-Xylene	2.0	U	2.0	0.24
91-20-3	Naphthalene	1.0	U	1.0	0.24
104-51-8	n-Butylbenzene	1.0	U	1.0	0.12
103-65-1	n-Propylbenzene	1.0	U	1.0	0.14
95-47-6	o-Xylene	1.0	U	1.0	0.14
99-87-6	p-Isopropyltoluene	1.0	U	1.0	0.12
135-98-8	sec-Butylbenzene	1.0	U	1.0	0.13
100-42-5	Styrene	1.0	U	1.0	0.11
994-05-8	Tert-amyl-methyl ether (TAME)	5.0	U	5.0	0.067
75-65-0	tert-Butyl alcohol	20	U	20	3.9
98-06-6	tert-Butylbenzene	1.0	U	1.0	0.13
127-18-4	Tetrachloroethene	1.0	U	1.0	0.29
108-88-3	Toluene	0.14	J	1.0	0.13
156-60-5	trans-1,2-Dichloroethene	1.0	U	1.0	0.19
10061-02-6	trans-1,3-Dichloropropene	1.0	U	1.0	0.19
79-01-6	Trichloroethene	0.26	J	1.0	0.17
75-69-4	Trichlorofluoromethane	1.0	U	1.0	0.21
108-05-4	Vinyl acetate	2.0	U	2.0	0.19
75-01-4	Vinyl chloride	0.50	U	0.50	0.22

FORM I
GC/MS VOA ORGANICS ANALYSIS DATA SHEET

Lab Name: TestAmerica Canton | Job No.: 240-39266-1

SDG No.:

Client Sample ID: MSA-SW45C-070714 | Lab Sample ID: 240-39266-35

Matrix: Water | Lab File ID: UX944832.D

Analysis Method: 8260B | Date Collected: 07/07/2014 09:18

Sample wt/vol: 5(mL) | Date Analyzed: 07/10/2014 01:08

Soil Aliquot Vol: | Dilution Factor: 1

Soil Extract Vol.: | GC Column: DB-624 ID: 0.18(mm)

% Moisture: | Level: (low/med) Low

Analysis Batch No.: 137882 | Units: ug/L

CAS NO.	COMPOUND NAME	RESULT	Q	RL	MDL
1330-20-7	Xylenes, Total	2.0	U	2.0	0.14

CAS NO.	SURROGATE	%REC	Q	LIMITS
17060-07-0	1,2-Dichloroethane-d4 (Surr)	89		63-129
460-00-4	4-Bromofluorobenzene (Surr)	83		66-120
1868-53-7	Dibromofluoromethane (Surr)	100		75-121
2037-26-5	Toluene-d8 (Surr)	92		74-120

FORM I
GC/MS VOA ORGANICS ANALYSIS DATA SHEET

Lab Name: TestAmerica Canton | Job No.: 240-39266-1

SDG No.:

Client Sample ID: MSA-SW45D-070714 | Lab Sample ID: 240-39266-36

Matrix: Water | Lab File ID: UX944833.D

Analysis Method: 8260B | Date Collected: 07/07/2014 09:24

Sample wt/vol: 5(mL) | Date Analyzed: 07/10/2014 01:31

Soil Aliquot Vol: | Dilution Factor: 1

Soil Extract Vol.: | GC Column: DB-624 ID: 0.18(mm)

% Moisture: | Level: (low/med) Low

Analysis Batch No.: 137882 | Units: ug/L

CAS NO.	COMPOUND NAME	RESULT	Q	RL	MDL
630-20-6	1,1,1,2-Tetrachloroethane	1.0	U	1.0	0.23
71-55-6	1,1,1-Trichloroethane	1.0	U	1.0	0.22
79-34-5	1,1,2,2-Tetrachloroethane	1.0	U	1.0	0.18
76-13-1	1,1,2-Trichloro-1,2,2-trichfluoroeth ane	1.0	U	1.0	0.28
75-34-3	1,1-Dichloroethane	1.0	U	1.0	0.15
75-35-4	1,1-Dichloroethene	1.0	U	1.0	0.19
563-58-6	1,1-Dichloropropene	1.0	U	1.0	0.13
87-61-6	1,2,3-Trichlorobenzene	1.0	U	1.0	0.17
96-18-4	1,2,3-Trichloropropane	1.0	U	1.0	0.43
526-73-8	1,2,3-Trimethylbenzene	5.0	U	5.0	0.0059
120-82-1	1,2,4-Trichlorobenzene	1.0	U	1.0	0.15
95-63-6	1,2,4-Trimethylbenzene	1.0	U	1.0	0.12
96-12-8	1,2-Dibromo-3-Chloropropane	5.0	U	5.0	0.67
106-93-4	1,2-Dibromoethane	1.0	U	1.0	0.24
95-50-1	1,2-Dichlorobenzene	1.0	U	1.0	0.13
107-06-2	1,2-Dichloroethane	1.0	U	1.0	0.22
78-87-5	1,2-Dichloropropane	1.0	U	1.0	0.18
541-73-1	1,3-Dichlorobenzene	1.0	U	1.0	0.14
142-28-9	1,3-Dichloropropane	1.0	U	1.0	0.16
106-46-7	1,4-Dichlorobenzene	1.0	U	1.0	0.13
594-20-7	2,2-Dichloropropane	1.0	U	1.0	0.13
78-93-3	2-Butanone	5.0	U	5.0	0.57
110-75-8	2-Chloroethyl vinyl ether	10	U	10	0.99
95-49-8	2-Chlorotoluene	1.0	U	1.0	0.11
591-78-6	2-Hexanone	5.0	U	5.0	0.41
106-43-4	4-Chlorotoluene	1.0	U	1.0	0.18
108-10-1	4-Methyl-2-pentanone	5.0	U	5.0	0.32
67-64-1	Acetone	5.0	U	5.0	1.1
71-43-2	Benzene	1.0	U	1.0	0.13
108-86-1	Bromobenzene	1.0	U	1.0	0.13
74-97-5	Bromochloromethane	1.0	U	1.0	0.29
75-27-4	Bromodichloromethane	1.0	U	1.0	0.15
75-25-2	Bromoform	1.0	U	1.0	0.64
74-83-9	Bromomethane	1.0	U	1.0	0.41
75-15-0	Carbon disulfide	1.0	U	1.0	0.13

FORM I
GC/MS VOA ORGANICS ANALYSIS DATA SHEET

Lab Name: TestAmerica Canton | Job No.: 240-39266-1

SDG No.:

Client Sample ID: MSA-SW45D-070714 | Lab Sample ID: 240-39266-36

Matrix: Water | Lab File ID: UX944833.D

Analysis Method: 8260B | Date Collected: 07/07/2014 09:24

Sample wt/vol: 5(mL) | Date Analyzed: 07/10/2014 01:31

Soil Aliquot Vol: | Dilution Factor: 1

Soil Extract Vol.: | GC Column: DB-624 ID: 0.18(mm)

% Moisture: | Level: (low/med) Low

Analysis Batch No.: 137882 | Units: ug/L

CAS NO.	COMPOUND NAME	RESULT	Q	RL	MDL
56-23-5	Carbon tetrachloride	1.0	U	1.0	0.13
108-90-7	Chlorobenzene	1.0	U	1.0	0.15
75-00-3	Chloroethane	1.0	U	1.0	0.29
67-66-3	Chloroform	1.0	U	1.0	0.16
74-87-3	Chloromethane	1.0	U	1.0	0.30
156-59-2	cis-1,2-Dichloroethene	1.0	U	1.0	0.17
10061-01-5	cis-1,3-Dichloropropene	1.0	U	1.0	0.14
124-48-1	Dibromochloromethane	1.0	U	1.0	0.18
74-95-3	Dibromomethane	1.0	U	1.0	0.28
75-71-8	Dichlorodifluoromethane	1.0	U	1.0	0.31
108-20-3	Diisopropyl ether	5.0	U	5.0	1.5
100-41-4	Ethylbenzene	1.0	U	1.0	0.17
637-92-3	Ethyl-t-butyl ether (ETBE)	5.0	U	5.0	0.11
87-68-3	Hexachlorobutadiene	1.0	U	1.0	0.30
98-82-8	Isopropylbenzene	1.0	U	1.0	0.13
1634-04-4	Methyl tert-butyl ether	1.0	U	1.0	0.17
75-09-2	Methylene Chloride	1.0	U	1.0	0.33
179601-23-1	m-Xylene & p-Xylene	2.0	U	2.0	0.24
91-20-3	Naphthalene	1.0	U	1.0	0.24
104-51-8	n-Butylbenzene	1.0	U	1.0	0.12
103-65-1	n-Propylbenzene	1.0	U	1.0	0.14
95-47-6	o-Xylene	1.0	U	1.0	0.14
99-87-6	p-Isopropyltoluene	1.0	U	1.0	0.12
135-98-8	sec-Butylbenzene	1.0	U	1.0	0.13
100-42-5	Styrene	1.0	U	1.0	0.11
994-05-8	Tert-amyl-methyl ether (TAME)	5.0	U	5.0	0.067
75-65-0	tert-Butyl alcohol	20	U	20	3.9
98-06-6	tert-Butylbenzene	1.0	U	1.0	0.13
127-18-4	Tetrachloroethene	1.0	U	1.0	0.29
108-88-3	Toluene	0.23	J	1.0	0.13
156-60-5	trans-1,2-Dichloroethene	1.0	U	1.0	0.19
10061-02-6	trans-1,3-Dichloropropene	1.0	U	1.0	0.19
79-01-6	Trichloroethene	0.33	J	1.0	0.17
75-69-4	Trichlorofluoromethane	1.0	U	1.0	0.21
108-05-4	Vinyl acetate	2.0	U	2.0	0.19
75-01-4	Vinyl chloride	0.50	U	0.50	0.22

FORM I
GC/MS VOA ORGANICS ANALYSIS DATA SHEET

Lab Name: TestAmerica Canton | Job No.: 240-39266-1

SDG No.:

Client Sample ID: MSA-SW45D-070714 | Lab Sample ID: 240-39266-36

Matrix: Water | Lab File ID: UX944833.D

Analysis Method: 8260B | Date Collected: 07/07/2014 09:24

Sample wt/vol: 5(mL) | Date Analyzed: 07/10/2014 01:31

Soil Aliquot Vol: | Dilution Factor: 1

Soil Extract Vol.: | GC Column: DB-624 ID: 0.18(mm)

% Moisture: | Level: (low/med) Low

Analysis Batch No.: 137882 | Units: ug/L

CAS NO.	COMPOUND NAME	RESULT	Q	RL	MDL
1330-20-7	Xylenes, Total	2.0	U	2.0	0.14

CAS NO.	SURROGATE	%REC	Q	LIMITS
17060-07-0	1,2-Dichloroethane-d4 (Surr)	86		63-129
460-00-4	4-Bromofluorobenzene (Surr)	88		66-120
1868-53-7	Dibromofluoromethane (Surr)	90		75-121
2037-26-5	Toluene-d8 (Surr)	98		74-120

FORM I
GC/MS VOA ORGANICS ANALYSIS DATA SHEET

Lab Name: TestAmerica Canton Job No.: 240-39266-1

SDG No.:

Client Sample ID: TB-070714 Lab Sample ID: 240-39266-41

Matrix: Water Lab File ID: UXR4588.D

Analysis Method: 8260B Date Collected: 07/07/2014 00:00

Sample wt/vol: 5(mL) Date Analyzed: 07/10/2014 20:22

Soil Aliquot Vol: Dilution Factor: 1

Soil Extract Vol.: GC Column: DB-624 ID: 0.18(mm)

% Moisture: Level: (low/med) Low

Analysis Batch No.: 137993 Units: ug/L

CAS NO.	COMPOUND NAME	RESULT	Q	RL	MDL
630-20-6	1,1,1,2-Tetrachloroethane	1.0	U	1.0	0.23
71-55-6	1,1,1-Trichloroethane	1.0	U	1.0	0.22
79-34-5	1,1,2,2-Tetrachloroethane	1.0	U	1.0	0.18
76-13-1	1,1,2-Trichloro-1,2,2-trichfluoroeth ane	1.0	U	1.0	0.28
75-34-3	1,1-Dichloroethane	1.0	U	1.0	0.15
75-35-4	1,1-Dichloroethene	1.0	U	1.0	0.19
563-58-6	1,1-Dichloropropene	1.0	U	1.0	0.13
87-61-6	1,2,3-Trichlorobenzene	1.0	U	1.0	0.17
96-18-4	1,2,3-Trichloropropane	1.0	U	1.0	0.43
526-73-8	1,2,3-Trimethylbenzene	5.0	U	5.0	0.0059
120-82-1	1,2,4-Trichlorobenzene	1.0	U	1.0	0.15
95-63-6	1,2,4-Trimethylbenzene	1.0	U	1.0	0.12
96-12-8	1,2-Dibromo-3-Chloropropane	5.0	U	5.0	0.67
106-93-4	1,2-Dibromoethane	1.0	U	1.0	0.24
95-50-1	1,2-Dichlorobenzene	1.0	U	1.0	0.13
107-06-2	1,2-Dichloroethane	1.0	U	1.0	0.22
78-87-5	1,2-Dichloropropane	1.0	U	1.0	0.18
541-73-1	1,3-Dichlorobenzene	1.0	U	1.0	0.14
142-28-9	1,3-Dichloropropane	1.0	U	1.0	0.16
106-46-7	1,4-Dichlorobenzene	1.0	U	1.0	0.13
594-20-7	2,2-Dichloropropane	1.0	U	1.0	0.13
78-93-3	2-Butanone	5.0	U	5.0	0.57
110-75-8	2-Chloroethyl vinyl ether	10	U	10	0.99
95-49-8	2-Chlorotoluene	1.0	U	1.0	0.11
591-78-6	2-Hexanone	5.0	U	5.0	0.41
106-43-4	4-Chlorotoluene	1.0	U	1.0	0.18
108-10-1	4-Methyl-2-pentanone	5.0	U	5.0	0.32
67-64-1	Acetone	5.0	U	5.0	1.1
71-43-2	Benzene	1.0	U	1.0	0.13
108-86-1	Bromobenzene	1.0	U	1.0	0.13
74-97-5	Bromochloromethane	1.0	U	1.0	0.29
75-27-4	Bromodichloromethane	1.0	U	1.0	0.15
75-25-2	Bromoform	1.0	U	1.0	0.64
74-83-9	Bromomethane	1.0	U	1.0	0.41
75-15-0	Carbon disulfide	1.0	U	1.0	0.13

FORM I
GC/MS VOA ORGANICS ANALYSIS DATA SHEET

Lab Name: TestAmerica Canton Job No.: 240-39266-1

SDG No.:

Client Sample ID: TB-070714 Lab Sample ID: 240-39266-41

Matrix: Water Lab File ID: UXR4588.D

Analysis Method: 8260B Date Collected: 07/07/2014 00:00

Sample wt/vol: 5(mL) Date Analyzed: 07/10/2014 20:22

Soil Aliquot Vol: Dilution Factor: 1

Soil Extract Vol.: GC Column: DB-624 ID: 0.18(mm)

% Moisture: Level: (low/med) Low

Analysis Batch No.: 137993 Units: ug/L

CAS NO.	COMPOUND NAME	RESULT	Q	RL	MDL
56-23-5	Carbon tetrachloride	1.0	U	1.0	0.13
108-90-7	Chlorobenzene	1.0	U	1.0	0.15
75-00-3	Chloroethane	1.0	U	1.0	0.29
67-66-3	Chloroform	1.0	U	1.0	0.16
74-87-3	Chloromethane	1.0	U	1.0	0.30
156-59-2	cis-1,2-Dichloroethene	1.0	U	1.0	0.17
10061-01-5	cis-1,3-Dichloropropene	1.0	U	1.0	0.14
124-48-1	Dibromochloromethane	1.0	U	1.0	0.18
74-95-3	Dibromomethane	1.0	U	1.0	0.28
75-71-8	Dichlorodifluoromethane	1.0	U	1.0	0.31
108-20-3	Diisopropyl ether	5.0	U	5.0	1.5
100-41-4	Ethylbenzene	1.0	U	1.0	0.17
637-92-3	Ethyl-t-butyl ether (ETBE)	5.0	U	5.0	0.11
87-68-3	Hexachlorobutadiene	1.0	U	1.0	0.30
98-82-8	Isopropylbenzene	1.0	U	1.0	0.13
1634-04-4	Methyl tert-butyl ether	1.0	U	1.0	0.17
75-09-2	Methylene Chloride	1.0	U	1.0	0.33
179601-23-1	m-Xylene & p-Xylene	2.0	U	2.0	0.24
91-20-3	Naphthalene	1.0	U	1.0	0.24
104-51-8	n-Butylbenzene	1.0	U	1.0	0.12
103-65-1	n-Propylbenzene	1.0	U	1.0	0.14
95-47-6	o-Xylene	1.0	U	1.0	0.14
99-87-6	p-Isopropyltoluene	1.0	U	1.0	0.12
135-98-8	sec-Butylbenzene	1.0	U	1.0	0.13
100-42-5	Styrene	1.0	U	1.0	0.11
994-05-8	Tert-amyl-methyl ether (TAME)	5.0	U	5.0	0.067
75-65-0	tert-Butyl alcohol	20	U *	20	3.9
98-06-6	tert-Butylbenzene	1.0	U	1.0	0.13
127-18-4	Tetrachloroethene	1.0	U	1.0	0.29
108-88-3	Toluene	1.0	U	1.0	0.13
156-60-5	trans-1,2-Dichloroethene	1.0	U	1.0	0.19
10061-02-6	trans-1,3-Dichloropropene	1.0	U	1.0	0.19
79-01-6	Trichloroethene	1.0	U	1.0	0.17
75-69-4	Trichlorofluoromethane	1.0	U	1.0	0.21
108-05-4	Vinyl acetate	2.0	U	2.0	0.19
75-01-4	Vinyl chloride	0.50	U	0.50	0.22

FORM I
GC/MS VOA ORGANICS ANALYSIS DATA SHEET

Lab Name: TestAmerica Canton | Job No.: 240-39266-1

SDG No.:

Client Sample ID: TB-070714 | Lab Sample ID: 240-39266-41

Matrix: Water | Lab File ID: UXR4588.D

Analysis Method: 8260B | Date Collected: 07/07/2014 00:00

Sample wt/vol: 5(mL) | Date Analyzed: 07/10/2014 20:22

Soil Aliquot Vol: | Dilution Factor: 1

Soil Extract Vol.: | GC Column: DB-624 ID: 0.18(mm)

% Moisture: | Level: (low/med) Low

Analysis Batch No.: 137993 | Units: ug/L

CAS NO.	COMPOUND NAME	RESULT	Q	RL	MDL
1330-20-7	Xylenes, Total	2.0	U	2.0	0.14

CAS NO.	SURROGATE	%REC	Q	LIMITS
17060-07-0	1,2-Dichloroethane-d4 (Surr)	89		63-129
460-00-4	4-Bromofluorobenzene (Surr)	67		66-120
1868-53-7	Dibromofluoromethane (Surr)	85		75-121
2037-26-5	Toluene-d8 (Surr)	78		74-120

Appendix C

Support Documentation

TestAmerica

THE LEADER IN ENVIRONMENTAL TESTING

ANALYTICAL REPORT

Job Number: 240-39266-1

Job Description: MSA Surface Water

For:
Tetra Tech, Inc.
20251 Century Blvd
Suite 200
Germantown, MD 20874

Attention: Tony Apanavage

Approved for release.
John McFadden
Project Manager I
7/17/2014 8:49 AM

John McFadden, Project Manager I
4101 Shuffel Street NW, North Canton, OH, 44720
john.mcfadden@testamericainc.com
07/17/2014

cc: Samantha Brenner
Ms. Kelly Carper
Tobrena Sedlmyer
Final Data Tracking

The test results in this report meet all NELAP requirements for parameters for which accreditation is required or available. Any exceptions to the NELAP requirements are noted in this report. Pursuant to NELAP, this report may not be reproduced, except in full, without the written approval of the laboratory. This report is confidential and is intended for the sole use of TestAmerica and its client. All questions regarding this report should be directed to the TestAmerica Project Manager who has signed this report.

Client: Tetra Tech, Inc.

Project: MSA Surface Water

Report Number: 240-39266-1

With the exceptions noted as flags or footnotes, standard analytical protocols were followed in the analysis of the samples and no problems were encountered or anomalies observed. In addition all laboratory quality control samples were within established control limits, with any exceptions noted below. Each sample was analyzed to achieve the lowest possible reporting limit within the constraints of the method. In some cases, due to interference or analytes present at high concentrations, samples were diluted. For diluted samples, the reporting limits are adjusted relative to the dilution required.

TestAmerica Canton attests to the validity of the laboratory data generated by TestAmerica facilities reported herein. All analyses performed by TestAmerica facilities were done using established laboratory SOPs that incorporate QA/QC procedures described in the application methods. TestAmerica's operations groups have reviewed the data for compliance with the laboratory QA/QC plan, and data have been found to be compliant with laboratory protocols unless otherwise noted below.

The test results in this report meet all NELAP requirements for parameters for which accreditation is required or available. Any exceptions to NELAP requirements are noted in this report. Pursuant to NELAP, this report may not be reproduced, except in full, without the written approval of the laboratory.

Calculations are performed before rounding to avoid round-off errors in calculated results.

All holding times were met and proper preservation noted for the methods performed on these samples, unless otherwise detailed in the individual sections below.

This laboratory report is confidential and is intended for the sole use of TestAmerica and its client.

RECEIPT

The samples were received on 7/8/2014 9:20 AM; the samples arrived in good condition, properly preserved and, where required, on ice. The temperatures of the 2 coolers at receipt time were 0.6° C and 1.2° C.

VOLATILE ORGANIC COMPOUNDS (GCMS)

Samples MSA-SW37A-070714 (240-39266-1), MSA-SW37B-070714 (240-39266-2), MSA-SW37C-070714 (240-39266-3), MSA-SW37D-070714 (240-39266-4), MSA-SW38A-070714 (240-39266-5), MSA-SW38B-070714 (240-39266-6), MSA-SW38C-070714 (240-39266-7), MSA-SW38D-070714 (240-39266-8), MSA-SW39A-070714 (240-39266-9), MSA-SW39B-070714 (240-39266-10), MSA-SW39C-070714 (240-39266-11), MSA-SW39D-070714 (240-39266-12), MSA-SW40A-070714 (240-39266-13), MSA-SW40B-070714 (240-39266-14), MSA-SW40C-070714 (240-39266-15), MSA-SW40D-070714 (240-39266-16), MSA-SW41A-070714 (240-39266-17), MSA-SW41B-070714 (240-39266-18), MSA-SW41C-070714 (240-39266-19), MSA-SW41D-070714 (240-39266-20), MSA-SW42A-070714 (240-39266-21), MSA-SW42B-070714 (240-39266-22), MSA-SW42C-070714 (240-39266-23), MSA-SW42D-070714 (240-39266-24), MSA-SW43A-070714 (240-39266-25), MSA-SW43B-070714 (240-39266-26), MSA-SW43C-070714 (240-39266-27), MSA-SW43D-070714 (240-39266-28), MSA-SW44A-070714 (240-39266-29), MSA-SW44B-070714 (240-39266-30), MSA-SW44C-070714 (240-39266-31), MSA-SW44D-070714 (240-39266-32), MSA-SW45A-070714 (240-39266-33), MSA-SW45B-070714 (240-39266-34), MSA-SW45C-070714 (240-39266-35), MSA-SW45D-070714 (240-39266-36), EL-SW01A-070714 (240-39266-37), EL-SW01B-070714 (240-39266-38), EL-SW01C-070714 (240-39266-39), EL-SW01D-070714 (240-39266-40) and TB-070714 (240-39266-41) were analyzed for volatile organic compounds (GCMS) in accordance with EPA SW-846 Method 8260B. The samples were analyzed on 07/09/2014 and 07/10/2014.

Methylene Chloride was detected in method blank MB 240-137768/6 at a level that was above the method detection limit but below the reporting limit. The value should be considered an estimate, and has been flagged. If the associated sample reported a result above the MDL and/or RL, the result has been flagged.

Methylene Chloride was detected in method blank MB 240-137882/5 at a level that was above the method detection limit but below the reporting limit. The value should be considered an estimate, and has been flagged. If the associated sample reported a result above the MDL and/or RL, the result has been flagged.

Methylene Chloride was detected in method blank MB 240-137993/6 at a level exceeding the reporting limit. If the associated sample reported a result above the MDL and/or RL, the result has been flagged.

The laboratory control sample (LCS) for batch 137768 recovered outside control limits for the following analyte(s): Chloroethane. Chloroethane has been identified as a poor performing analyte when analyzed using this method; therefore, re-extraction/re-analysis was not performed.

The laboratory control sample (LCS) for batch 137993 recovered outside control limits for the following analyte(s): 2-Methyl-2-propanol. 2-Methyl-2-propanol has been identified as a poor performing analyte when analyzed using this method; therefore, re-extraction/re-analysis was not performed.

No additional analytical or quality issues were noted, other than those described above or in the Definitions/Glossary page.

DISSOLVED METALS (ICPMS)

Samples MSA-SW37A-070714 (240-39266-1), MSA-SW37B-070714 (240-39266-2), MSA-SW37C-070714 (240-39266-3), MSA-SW37D-070714 (240-39266-4), MSA-SW38A-070714 (240-39266-5), MSA-SW38B-070714 (240-39266-6), MSA-SW38C-070714 (240-39266-7), MSA-SW38D-070714 (240-39266-8), MSA-SW39A-070714 (240-39266-9), MSA-SW39B-070714 (240-39266-10), MSA-SW39C-070714 (240-39266-11), MSA-SW39D-070714 (240-39266-12), MSA-SW40A-070714 (240-39266-13), MSA-SW40B-070714 (240-39266-14), MSA-SW40C-070714 (240-39266-15), MSA-SW40D-070714 (240-39266-16), MSA-SW41A-070714 (240-39266-17), MSA-SW41B-070714 (240-39266-18), MSA-SW41C-070714 (240-39266-19), MSA-SW41D-070714 (240-39266-20), MSA-SW42A-070714 (240-39266-21), MSA-SW42B-070714 (240-39266-22), MSA-SW42C-070714 (240-39266-23), MSA-SW42D-070714 (240-39266-24), MSA-SW43A-070714 (240-39266-25), MSA-SW43B-070714 (240-39266-26), MSA-SW43C-070714 (240-39266-27), MSA-SW43D-070714 (240-39266-28), MSA-SW44A-070714 (240-39266-29), MSA-SW44B-070714 (240-39266-30), MSA-SW44C-070714 (240-39266-31), MSA-SW44D-070714 (240-39266-32), MSA-SW45A-070714 (240-39266-33), MSA-SW45B-070714 (240-39266-34), MSA-SW45C-070714 (240-39266-35) and MSA-SW45D-070714 (240-39266-36) were analyzed for dissolved metals (ICPMS) in accordance with EPA SW-846 Method 6020. The samples were prepared on 07/09/2014 and analyzed on 07/10/2014.

Chromium was detected in method blank MB 240-137757/1-A at a level exceeding the reporting limit. If the associated sample reported a result above the MDL and/or RL, the result has been flagged.

Several analytes were detected in method blank MB 240-137757/1-A at levels that were above the method detection limit but below the reporting limit. The values should be considered estimates, and have been flagged. If the associated sample reported a result above the MDL and/or RL, the result has been flagged.

Antimony, Arsenic, Nickel and Tungsten were detected in method blank MB 240-137760/1-A at levels that were above the method detection limit but below the reporting limit. The values should be considered estimates, and have been flagged. If the associated sample reported a result above the MDL and/or RL, the result has been flagged.

No additional analytical or quality issues were noted, other than those described above or in the Definitions/Glossary page.

DISSOLVED MERCURY (CVAA)

Samples MSA-SW37A-070714 (240-39266-1), MSA-SW37B-070714 (240-39266-2), MSA-SW37C-070714 (240-39266-3), MSA-SW37D-070714 (240-39266-4), MSA-SW38A-070714 (240-39266-5), MSA-SW38B-070714 (240-39266-6), MSA-SW38C-070714 (240-39266-7), MSA-SW38D-070714 (240-39266-8), MSA-SW39A-070714 (240-39266-9), MSA-SW39B-070714 (240-39266-10), MSA-SW39C-070714 (240-39266-11), MSA-SW39D-070714 (240-39266-12), MSA-SW40A-070714 (240-39266-13), MSA-SW40B-070714 (240-39266-14), MSA-SW40C-070714 (240-39266-15), MSA-SW40D-070714 (240-39266-16), MSA-SW41A-070714 (240-39266-17), MSA-SW41B-070714 (240-39266-18), MSA-SW41C-070714 (240-39266-19), MSA-SW41D-070714 (240-39266-20), MSA-SW42A-070714 (240-39266-21), MSA-SW42B-070714 (240-39266-22), MSA-SW42C-070714 (240-39266-23), MSA-SW42D-070714 (240-39266-24), MSA-SW43A-070714 (240-39266-25), MSA-SW43B-070714 (240-39266-26), MSA-SW43C-070714 (240-39266-27), MSA-SW43D-070714 (240-39266-28), MSA-SW44A-070714 (240-39266-29), MSA-SW44B-070714 (240-39266-30), MSA-SW44C-070714 (240-39266-31), MSA-SW44D-070714 (240-39266-32), MSA-SW45A-070714 (240-39266-33), MSA-SW45B-070714 (240-39266-34), MSA-SW45C-070714 (240-39266-35) and MSA-SW45D-070714 (240-39266-36) were analyzed for dissolved mercury (CVAA) in accordance with EPA SW-846 Methods 7470A. The samples were prepared on 07/09/2014 and analyzed on 07/10/2014.

No analytical or quality issues were noted, other than those described above or in the Definitions/Glossary page.

DISSOLVED HARDNESS (AS CACO3) BY CALCULATION

Samples MSA-SW37A-070714 (240-39266-1), MSA-SW37B-070714 (240-39266-2), MSA-SW37C-070714 (240-39266-3), MSA-SW37D-070714 (240-39266-4), MSA-SW38A-070714 (240-39266-5), MSA-SW38B-070714 (240-39266-6), MSA-SW38C-070714 (240-39266-7), MSA-SW38D-070714 (240-39266-8), MSA-SW39A-070714 (240-39266-9), MSA-SW39B-070714 (240-39266-10), MSA-SW39C-070714 (240-39266-11), MSA-SW39D-070714 (240-39266-12), MSA-SW40A-070714 (240-39266-13), MSA-SW40B-070714 (240-39266-14), MSA-SW40C-070714 (240-39266-15), MSA-SW40D-070714 (240-39266-16), MSA-SW41A-070714 (240-39266-17), MSA-SW41B-070714 (240-39266-18), MSA-SW41C-070714 (240-39266-19), MSA-SW41D-070714 (240-39266-20), MSA-SW42A-070714 (240-39266-21), MSA-SW42B-070714 (240-39266-22), MSA-SW42C-070714 (240-39266-23), MSA-SW42D-070714 (240-39266-24), MSA-SW43A-070714 (240-39266-25), MSA-SW43B-070714 (240-39266-26), MSA-SW43C-070714 (240-39266-27), MSA-SW43D-070714 (240-39266-28), MSA-SW44A-070714 (240-39266-29), MSA-SW44B-070714 (240-39266-30), MSA-SW44C-070714 (240-39266-31), MSA-SW44D-070714 (240-39266-32), MSA-SW45A-070714 (240-39266-33), MSA-SW45B-070714 (240-39266-34), MSA-SW45C-070714 (240-39266-35) and MSA-SW45D-070714 (240-39266-36) were analyzed for dissolved hardness (as CaCO3) by calculation in accordance with SM 2340B. The samples were analyzed on 07/11/2014.

No analytical or quality issues were noted, other than those described above or in the Definitions/Glossary page.

North Canton
4101 Shuffel Street, N. W.

North Canton, OH 44720
phone 330.497.9396 fax 330.497.0772

0.6, 1.2

Chain of Custody Record

TestAmerica
THE LEADER IN ENVIRONMENTAL TESTING

TestAmerica Laboratories, Inc.

Client Contact	Project Manager: Tony Apanavage	Site Contact: Tony Apanavage	Date: 7/7/2014	COC No:
Tetra Tech	Tel/Fax: 301-233-8230 (cell)	Lab Contact: John McFadden	Carrier: Fedex	1 of 4 COCs
20251 Century Blvd, Suite 200	Analysis Turnaround Time			Job No. 112IC06183
Germantown, MD 20874	Calendar (C) or Work Days (W) _____			
(301) 528-3021 Phone	TAT if different from Below 3 DAYS			SDG No.
(301) 528-3000 FAX	☐ 2 weeks			
Project Name: MSA Surface Water Sampling	☐ 1 week			Sampler: JAM
Site: MSA Frog Mortar Creek	☐ 2 days			
PO #	☐ 1 day			

Sample Identification	Sample Date	Sample Time	Sample Type	Matrix	# of Cont.	Filtered Sample	VOCs	Dissolved Metals	Hardness	Sample Specific Notes:
MSA-SW37A-070714	7/7/2014	0950	SW	Water	4	x	x	x	x	
MSA-SW37B-070714	7/7/2014	0957	SW	Water	4	x	x	x	x	
MSA-SW37C-070714	7/7/2014	1002	SW	Water	4	x	x	x	x	
MSA-SW37D-070714	7/7/2014	1007	SW	Water	4	x	x	x	x	
MSA-SW38A-070714	7/7/2014	1243	SW	Water	4	x	x	x	x	
MSA-SW38B-070714	7/7/2014	1249	SW	Water	4	x	x	x	x	
MSA-SW38C-070714	7/7/2014	1252	SW	Water	4	x	x	x	x	
MSA-SW38D-070714	7/7/2014	1257	SW	Water	4	x	x	x	x	
MSA-SW39A-070714	7/7/2014	0845	SW	Water	4	x	x	x	x	
MSA-SW39B-070714	7/7/2014	0851	SW	Water	4	x	x	x	x	
MSA-SW39C-070714	7/7/2014	0855	SW	Water	4	x	x	x	x	
MSA-SW39D-070714	7/7/2014	0859	SW	Water	4	x	x	x	x	

Preservation Used: (1= Ice) 2= HCl; 3= H_2SO_4; 4=HNO_3; 5=NaOH; 6= Other _____

Possible Hazard Identification
(☒) *Non-Hazard* ☐ *Flammable* ☐ *Skin Irritant* *Poison B* ☐ *Unknown* ☐

Sample Disposal (A fee may be assessed if samples are retained longer than 1 month)
☐ *Return To Client* (☒) *Disposal By Lab* ☐ *Archive For* _____ *Months*

Special Instructions/QC Requirements & Comments: **DISSOLVED METALS FILTERED IN FIELD**

Relinquished by:	Company:	Date/Time:	Received by:	Company:	Date/Time:
	Tetra Tech	7/7/14 1600		TX	7-8-14 920
Relinquished by:	Company:	Date/Time:	Received by:	Company:	Date/Time:
Relinquished by:	Company:	Date/Time:	Received by:	Company:	Date/Time:

North Canton
4101 Shuffel Street, N. W.

North Canton, OH 44720
phone 330.497.9396 fax 330.497.0772

Chain of Custody Record

TestAmerica
THE LEADER IN ENVIRONMENTAL TESTING

TestAmerica Laboratories, Inc.

Client Contact	Project Manager: Tony Apanavage	Site Contact: Tony Apanavage	Date: 7/7/2014	COC No:
Tetra Tech	Tel/Fax: 301-233-8230 (cell)	Lab Contact: Pat Omeara	Carrier: Fedex	2 of 4 COCs
20251 Century Blvd, Suite 200	**Analysis Turnaround Time**			Job No. 112EC06183
Germantown, MD 20874	Calendar (C) or Work Days (W)			
(301) 528-3021 Phone	TAT if different from Below: 3 DAYS			
(301) 528-3000 FAX	☐ 2 weeks			SDG No.
Project Name: MSA Surface Water Sampling	☐ 1 week			
Site: MSA Frog Mortar Creek	☐ 2 days			Sampler: JAM
P O #	☐ 1 day			

Sample Identification	Sample Date	Sample Time	Sample Type	Matrix	# of Cont.	Filtered Sample	VOCs	Dissolved Metals	Hardness	Sample Specific Notes:
MSA-SW40A-070714	7/7/2014	1040	SW	Water	4	x	x	x	x	
MSA-SW40B-070714	7/7/2014	1227	SW	Water	4	x	x	x	x	
MSA-SW40C-070714	7/7/2014	1232	SW	Water	4	x	x	x	x	
MSA-SW40D-070714	7/7/2014	1236	SW	Water	4	x	x	x	x	
MSA-SW41A-070714	7/7/2014	1303	SW	Water	4	x	x	x	x	
MSA-SW41B-070714	7/7/2014	1308	SW	Water	4	x	x	x	x	
MSA-SW41C-070714	7/7/2014	1312	SW	Water	4	x	x	x	x	
MSA-SW41D-070714	7/7/2014	1316	SW	Water	4	x	x	x	x	
MSA-SW42A-070714	7/7/2014	1015	SW	Water	4	x	x	x	x	
MSA-SW42B-070714	7/7/2014	1022	SW	Water	4	x	x	x	x	
MSA-SW42C-070714	7/7/2014	1025	SW	Water	4	x	x	x	x	
MSA-SW42D-070714	7/7/2014	1029	SW	Water	4	x	x	x	x	

Preservation Used: 1= Ice, 2= HCl; 3= H2SO4; 4=HNO3; 5=NaOH; 6= Other _____

Possible Hazard Identification
☒ *Non-Hazard* ☐ *Flammable* ☐ *Skin Irritant* *Poison B* ☐ *Unknown* ☐

Sample Disposal (A fee may be assessed if samples are retained longer than 1 month)
☐ *Return To Client* ☒ *Disposal By Lab* ☐ *Archive For _____ Months*

Special Instructions/QC Requirements & Comments: **DISSOLVED METALS FILTERED IN FIELD**

Relinquished by:	Company:	Date/Time:	Received by:	Company:	Date/Time:
	Tetra Tech	7/7/14 1600		TA	7-8-14 920
Relinquished by:	Company:	Date/Time:	Received by:	Company:	Date/Time:
Relinquished by:	Company:	Date/Time:	Received by:	Company:	Date/Time:

North Canton
4101 Shuffel Street, N. W.

North Canton, OH 44720
phone 330.497.9396 fax 330.497.0772

Chain of Custody Record

TestAmerica
THE LEADER IN ENVIRONMENTAL TESTING

TestAmerica Laboratories, Inc.

Client Contact	Project Manager: Tony Apanavage	Site Contact: Tony Apanavage	Date: 7/7/2014	COC No:
Tetra Tech	Tel/Fax: 301-233-8230 (cell)	Lab Contact: Pat Omeara	Carrier: Fedex	3 of 4 COCs
20251 Century Blvd, Suite 200	**Analysis Turnaround Time**			Job No. 112TC06183
Germantown, MD 20874	Calendar (C) or Work Days (W) _____			
(301) 528-3021 Phone	TAT if different from Below: 3 DAYS			SDG No.
(301) 528-3000 FAX	☐ 2 weeks			
Project Name: MSA Surface Water Sampling	☐ 1 week			Sampler: JAM
Site: MSA Frog Mortar Creek	☐ 2 days			
P O #	☐ 1 day			

Sample Identification	Sample Date	Sample Time	Sample Type	Matrix	# of Cont.	Filtered Sample	VOCs	Dissolved Metals	Hardness	Sample Specific Notes:
MSA-SW43A-070714	7/7/2014	1322	SW	Water	4	x	x	x	x	
MSA-SW43B-070714	7/7/2014	1329	SW	Water	4	x	x	x	x	
MSA-SW43C-070714	7/7/2014	1334	SW	Water	4	x	x	x	x	
MSA-SW43D-070714	7/7/2014	1337	SW	Water	4	x	x	x	x	
MSA-SW44A-070714	7/7/2014	1343	SW	Water	4	x	x	x	x	
MSA-SW44B-070714	7/7/2014	1348	SW	Water	4	x	x	x	x	
MSA-SW44C-070714	7/7/2014	1352	SW	Water	4	x	x	x	x	
MSA-SW44D-070714	7/7/2014	1356	SW	Water	4	x	x	x	x	
MSA-SW45A-070714	7/7/2014	0908	SW	Water	4	x	x	x	x	
MSA-SW45B-070714	7/7/2014	0914	SW	Water	4	x	x	x	x	
MSA-SW45C-070714	7/7/2014	0918	SW	Water	4	x	x	x	x	
MSA-SW45D-070714	7/7/2014	0924	SW	Water	4	x	x	x	x	

Preservation Used: (1= Ice) 2= HCl; 3= H2SO4; 4=HNO3; 5=NaOH; 6= Other _____

Possible Hazard Identification
(☒) *Non-Hazard* ☐ *Flammable* ☐ *Skin Irritant* *Poison B* ☐ *Unknown* ☐

Sample Disposal (A fee may be assessed if samples are retained longer than 1 month)
☐ *Return To Client* (☒) *Disposal By Lab* ☐ *Archive For* _____ *Months*

Special Instructions/QC Requirements & Comments: **DISSOLVED METALS FILTERED IN FIELD**

Relinquished by:	Company:	Date/Time:	Received by:	Company:	Date/Time:
	Tetra Tech	7/7/14 1600		TA	7.8.14 920
Relinquished by:	Company:	Date/Time:	Received by:	Company:	Date/Time:
Relinquished by:	Company:	Date/Time:	Received by:	Company:	Date/Time:

North Canton
4101 Shuffel Street, N. W.

North Canton, OH 44720
phone 330.497.9396 fax 330.497.0772

Chain of Custody Record

TestAmerica
THE LEADER IN ENVIRONMENTAL TESTING

TestAmerica Laboratories, Inc.

Client Contact	Project Manager: Tony Apanavage	Site Contact: Tony Apanavage	Date: 7/7/2014	COC No:
Tetra Tech	Tel/Fax: 301-233-8230 (cell)	Lab Contact: Pat Omeara	Carrier: Fedex	4 of 4 COCs
20251 Century Blvd, Suite 200	**Analysis Turnaround Time**			Job No. 112TL06183
Germantown, MD 20874	Calendar (C) or Work Days (W) _____			
(301) 528-3021 Phone	TAT if different from Below: 5 DAYS			
(301) 528-3000 FAX	☐ 2 weeks			SDG No.
Project Name: MSA Surface Water Sampling	☐ 1 week			
Site: MSA Frog Mortar Creek	☐ 2 days			
P O #	☐ 1 day			Sampler: JAm

Sample Identification	Sample Date	Sample Time	Sample Type	Matrix	# of Cont.	Filtered Sample	VOCs	Sample Specific Notes:
EL-SW01A-070714	7/7/2014	0824	SW	AQ	3		x	
EL-SW01B-070714	7/7/2014	0827	SW	AQ	3		x	
EL-SW01C-070714	7/7/2014	0829	SW	AQ	3		x	
EL-SW01D-070714	7/7/2014	0831	SW	AQ	3		x	
TB-070714	–	–	TB	AQ	3		x	

Preservation Used: 1= Ice, 2= HCl; 3= H2SO4; 4=HNO3; 5=NaOH; 6= Other _____

Possible Hazard Identification
☑ *Non-Hazard* ☐ *Flammable* ☐ *Skin Irritant* *Poison B* ☐ *Unknown* ☐

Sample Disposal (A fee may be assessed if samples are retained longer than 1 month)
☐ *Return To Client* ☑ *Disposal By Lab* ☐ *Archive For* _____ *Months*

Special Instructions/QC Requirements & Comments: **DISSOLVED METALS FILTERED IN FIELD**

Relinquished by:	Company: Tetra Tech	Date/Time: 7/7/14 1600	Received by:	Company: TA	Date/Time: 7-8-14 920
Relinquished by:	Company:	Date/Time:	Received by:	Company:	Date/Time:
Relinquished by:	Company:	Date/Time:	Received by:	Company:	Date/Time:

TestAmerica Canton Sample Receipt Form/Narrative Login # : 39244
Canton Facility

Client Tetra Tech Site Name _____ Cooler unpacked by:

Cooler Received on 7-8-14 Opened on 7-8-14

FedEx: 1st Grd (Exp) UPS FAS Stetson Client Drop Off TestAmerica Courier Other _____

TestAmerica Cooler # _____ Foam Box Client Cooler Box (Other) _____

Packing material used: (Bubble Wrap) Foam Plastic Bag None Other _____

COOLANT: (Wet Ice) Blue Ice Dry Ice Water None

1. Cooler temperature upon receipt

IR GUN# A	(CF +2 °C) Observed Cooler Temp._____°C	Corrected Cooler Temp._____°C	
IR GUN# 4	(CF -2 °C) Observed Cooler Temp._____°C	Corrected Cooler Temp._____°C	☑ See Multiple Cooler Form
IR GUN# 5	(CF +0 °C) Observed Cooler Temp._____°C	Corrected Cooler Temp._____°C	
IR GUN# 8	(CF +0 °C) Observed Cooler Temp._____°C	Corrected Cooler Temp._____°C	

2. Were custody seals on the outside of the cooler(s)? If Yes Quantity 2 (Yes) No
   -Were custody seals on the outside of the cooler(s) signed & dated? (Yes) No NA
   -Were custody seals on the bottle(s)? Yes (No)
3. Shippers' packing slip attached to the cooler(s)? (Yes) No
4. Did custody papers accompany the sample(s)? (Yes) No
5. Were the custody papers relinquished & signed in the appropriate place? (Yes) No
6. Did all bottles arrive in good condition (Unbroken)? (Yes) No
7. Could all bottle labels be reconciled with the COC? (Yes) No
8. Were correct bottle(s) used for the test(s) indicated? (Yes) No
9. Sufficient quantity received to perform indicated analyses? (Yes) No
10. Were sample(s) at the correct pH upon receipt? (Yes) No NA pH Strip Lot# **HC302587**
11. Were VOAs on the COC? (Yes) No
12. Were air bubbles >6 mm in any VOA vials? Yes (No) NA
13. Was a trip blank present in the cooler(s)? (Yes) No

Contacted PM _____ Date _____ by _____ via Verbal Voice Mail Other
Concerning _____

14. CHAIN OF CUSTODY & SAMPLE DISCREPANCIES Samples processed by: RR

15. SAMPLE CONDITION

Sample(s) _____ were received after the recommended holding time had expired.
Sample(s) _____ were received in a broken container.
Sample(s) _____ were received with bubble >6 mm in diameter. (Notify PM)

16. SAMPLE PRESERVATION

Sample(s) _____ were further preserved in the laboratory.
Time preserved: _____ Preservative(s) added/Lot number(s): _____.

TestAmerica Multiple Cooler Receipt Form/Narrative Login #: 392696
Canton Facility

Cooler #	IR Gun #	Observed Temp °C	Corrected Temp °C	Coolant
Client	8	0.6	0.6	Ice
2	4	1-2	1-2	d

C:\Users\livengoodc\AppData\Local\Microsoft\Windows\Temporary Internet Files\OLKD16\WI-NC-099-031813 Cooler Receipt Form_page 2 - Multiple Coolers.doc
Revision 3, 3/18/13 rls

Temperature readings: _____

Client Sample ID	Lab ID	Container Type	Container pH	Preservative Added (mls)	Lot #
MSA-SW37A-070714	240-39266-D-1	Plastic 500ml - w/ Nitric - Dis.	<2		
MSA-SW37B-070714	240-39266-D-2	Plastic 500ml - w/ Nitric - Dis.	<2		
MSA-SW37C-070714	240-39266-D-3	Plastic 500ml - w/ Nitric - Dis.	<2		
MSA-SW37D-070714	240-39266-D-4	Plastic 500ml - w/ Nitric - Dis.	<2		
MSA-SW38A-070714	240-39266-D-5	Plastic 500ml - w/ Nitric - Dis.	<2		
MSA-SW38B-070714	240-39266-D-6	Plastic 500ml - w/ Nitric - Dis.	<2		
MSA-SW38C-070714	240-39266-D-7	Plastic 500ml - w/ Nitric - Dis.	<2		
MSA-SW38D-070714	240-39266-D-8	Plastic 500ml - w/ Nitric - Dis.	<2		
MSA-SW39A-070714	240-39266-D-9	Plastic 500ml - w/ Nitric - Dis.	<2		
MSA-SW39B-070714	240-39266-D-10	Plastic 500ml - w/ Nitric - Dis.	<2		
MSA-SW39C-070714	240-39266-D-11	Plastic 500ml - w/ Nitric - Dis.	<2		
MSA-SW39D-070714	240-39266-D-12	Plastic 500ml - w/ Nitric - Dis.	<2		
MSA-SW40A-070714	240-39266-D-13	Plastic 500ml - w/ Nitric - Dis.	<2		
MSA-SW40B-070714	240-39266-D-14	Plastic 500ml - w/ Nitric - Dis.	<2		
MSA-SW40C-070714	240-39266-D-15	Plastic 500ml - w/ Nitric - Dis.	<2		
MSA-SW40D-070714	240-39266-D-16	Plastic 500ml - w/ Nitric - Dis.	<2		
MSA-SW41A-070714	240-39266-D-17	Plastic 500ml - w/ Nitric - Dis.	<2		
MSA-SW41B-070714	240-39266-D-18	Plastic 500ml - w/ Nitric - Dis.	<2		
MSA-SW41C-070714	240-39266-D-19	Plastic 500ml - w/ Nitric - Dis.	<2		
MSA-SW41D-070714	240-39266-D-20	Plastic 500ml - w/ Nitric - Dis.	<2		
MSA-SW42A-070714	240-39266-D-21	Plastic 500ml - w/ Nitric - Dis.	<2		
MSA-SW42B-070714	240-39266-D-22	Plastic 500ml - w/ Nitric - Dis.	<2		
MSA-SW42C-070714	240-39266-D-23	Plastic 500ml - w/ Nitric - Dis.	<2		
MSA-SW42D-070714	240-39266-D-24	Plastic 500ml - w/ Nitric - Dis.	<2		
MSA-SW43A-070714	240-39266-D-25	Plastic 500ml - w/ Nitric - Dis.	<2		
MSA-SW43B-070714	240-39266-D-26	Plastic 500ml - w/ Nitric - Dis.	<2		
MSA-SW43C-070714	240-39266-D-27	Plastic 500ml - w/ Nitric - Dis.	<2		
MSA-SW43D-070714	240-39266-D-28	Plastic 500ml - w/ Nitric - Dis.	<2		
MSA-SW44A-070714	240-39266-D-29	Plastic 500ml - w/ Nitric - Dis.	<2		
MSA-SW44B-070714	240-39266-D-30	Plastic 500ml - w/ Nitric - Dis.	<2		
MSA-SW44C-070714	240-39266-D-31	Plastic 500ml - w/ Nitric - Dis.	<2		
MSA-SW44D-070714	240-39266-D-32	Plastic 500ml - w/ Nitric - Dis.	<2		
MSA-SW45A-070714	240-39266-D-33	Plastic 500ml - w/ Nitric - Dis.	<2		
MSA-SW45B-070714	240-39266-D-34	Plastic 500ml - w/ Nitric - Dis.	<2		
MSA-SW45C-070714	240-39266-D-35	Plastic 500ml - w/ Nitric - Dis.	<2		
MSA-SW45D-070714	240-39266-D-36	Plastic 500ml - w/ Nitric - Dis.	<2		

SAMPLE SUMMARY

Client: Tetra Tech, Inc. Job Number: 240-39266-1

Lab Sample ID	Client Sample ID	Client Matrix	Date/Time Sampled	Date/Time Received
240-39266-1	MSA-SW37A-070714	Water	07/07/2014 0950	07/08/2014 0920
240-39266-2	MSA-SW37B-070714	Water	07/07/2014 0957	07/08/2014 0920
240-39266-3	MSA-SW37C-070714	Water	07/07/2014 1002	07/08/2014 0920
240-39266-4	MSA-SW37D-070714	Water	07/07/2014 1007	07/08/2014 0920
240-39266-5	MSA-SW38A-070714	Water	07/07/2014 1243	07/08/2014 0920
240-39266-6	MSA-SW38B-070714	Water	07/07/2014 1249	07/08/2014 0920
240-39266-7	MSA-SW38C-070714	Water	07/07/2014 1252	07/08/2014 0920
240-39266-8	MSA-SW38D-070714	Water	07/07/2014 1257	07/08/2014 0920
240-39266-9	MSA-SW39A-070714	Water	07/07/2014 0845	07/08/2014 0920
240-39266-10	MSA-SW39B-070714	Water	07/07/2014 0851	07/08/2014 0920
240-39266-11	MSA-SW39C-070714	Water	07/07/2014 0855	07/08/2014 0920
240-39266-12	MSA-SW39D-070714	Water	07/07/2014 0859	07/08/2014 0920
240-39266-13	MSA-SW40A-070714	Water	07/07/2014 1040	07/08/2014 0920
240-39266-14	MSA-SW40B-070714	Water	07/07/2014 1227	07/08/2014 0920
240-39266-15	MSA-SW40C-070714	Water	07/07/2014 1232	07/08/2014 0920
240-39266-16	MSA-SW40D-070714	Water	07/07/2014 1236	07/08/2014 0920
240-39266-17	MSA-SW41A-070714	Water	07/07/2014 1303	07/08/2014 0920
240-39266-18	MSA-SW41B-070714	Water	07/07/2014 1308	07/08/2014 0920
240-39266-19	MSA-SW41C-070714	Water	07/07/2014 1312	07/08/2014 0920
240-39266-20	MSA-SW41D-070714	Water	07/07/2014 1316	07/08/2014 0920
240-39266-21	MSA-SW42A-070714	Water	07/07/2014 1015	07/08/2014 0920
240-39266-22	MSA-SW42B-070714	Water	07/07/2014 1022	07/08/2014 0920
240-39266-23	MSA-SW42C-070714	Water	07/07/2014 1025	07/08/2014 0920
240-39266-24	MSA-SW42D-070714	Water	07/07/2014 1029	07/08/2014 0920
240-39266-25	MSA-SW43A-070714	Water	07/07/2014 1322	07/08/2014 0920
240-39266-26	MSA-SW43B-070714	Water	07/07/2014 1329	07/08/2014 0920
240-39266-27	MSA-SW43C-070714	Water	07/07/2014 1334	07/08/2014 0920
240-39266-28	MSA-SW43D-070714	Water	07/07/2014 1337	07/08/2014 0920
240-39266-29	MSA-SW44A-070714	Water	07/07/2014 1343	07/08/2014 0920
240-39266-30	MSA-SW44B-070714	Water	07/07/2014 1348	07/08/2014 0920
240-39266-31	MSA-SW44C-070714	Water	07/07/2014 1352	07/08/2014 0920
240-39266-32	MSA-SW44D-070714	Water	07/07/2014 1356	07/08/2014 0920
240-39266-33	MSA-SW45A-070714	Water	07/07/2014 0908	07/08/2014 0920
240-39266-34	MSA-SW45B-070714	Water	07/07/2014 0914	07/08/2014 0920
240-39266-35	MSA-SW45C-070714	Water	07/07/2014 0918	07/08/2014 0920
240-39266-36	MSA-SW45D-070714	Water	07/07/2014 0924	07/08/2014 0920
240-39266-37	EL-SW01A-070714	Water	07/07/2014 0824	07/08/2014 0920
240-39266-38	EL-SW01B-070714	Water	07/07/2014 0827	07/08/2014 0920
240-39266-39	EL-SW01C-070714	Water	07/07/2014 0829	07/08/2014 0920
240-39266-40	EL-SW01D-070714	Water	07/07/2014 0831	07/08/2014 0920
240-39266-41TB	TB-070714	Water	07/07/2014 0000	07/08/2014 0920

METHOD SUMMARY

Client: Tetra Tech, Inc. Job Number: 240-39266-1

Description	Lab Location	Method	Preparation Method
Matrix: Water			
Volatile Priority Pollutants	TAL CAN	SW846 8260B	
Purge and Trap	TAL CAN		SW846 5030B
Metals (ICP/MS)	TAL CAN	SW846 6020	
Preparation, Total Recoverable or Dissolved Metals	TAL CAN		SW846 3005A
Sample Filtration, Field			FIELD_FLTRD
Mercury (CVAA)	TAL CAN	SW846 7470A	
Preparation, Mercury	TAL CAN		SW846 7470A
Sample Filtration, Field			FIELD_FLTRD
Total Hardness (as CaCO3) by calculation	TAL CAN	SM SM 2340B	
Sample Filtration, Field			FIELD_FLTRD

Lab References:

TAL CAN = TestAmerica Canton

Method References:

SM = "Standard Methods For The Examination Of Water And Wastewater"

SW846 = "Test Methods For Evaluating Solid Waste, Physical/Chemical Methods", Third Edition, November 1986 And Its Updates.

HOLDTIME

SDG 240-39266-1

SORT	UNITS	NSAMPLE	LAB_ID	QC_TYPE	SAMP_DATE	EXTR_DATE	ANAL_DATE	SMP_EXTR	EXTR_ANL	SMP_ANL
HG	UG/L	MSA-SW38B-070714	240-39266-6	NM	07/07/2014	07/09/2014	07/10/2014	2	1	3
HG	UG/L	MSA-SW43D-070714	240-39266-28	NM	07/07/2014	07/09/2014	07/10/2014	2	1	3
HG	UG/L	MSA-SW44A-070714	240-39266-29	NM	07/07/2014	07/09/2014	07/10/2014	2	1	3
HG	UG/L	MSA-SW44B-070714	240-39266-30	NM	07/07/2014	07/09/2014	07/10/2014	2	1	3
HG	UG/L	MSA-SW44C-070714	240-39266-31	NM	07/07/2014	07/09/2014	07/10/2014	2	1	3
HG	UG/L	MSA-SW37A-070714	240-39266-1	NM	07/07/2014	07/09/2014	07/10/2014	2	1	3
HG	UG/L	MSA-SW37B-070714	240-39266-2	NM	07/07/2014	07/09/2014	07/10/2014	2	1	3
HG	UG/L	MSA-SW43C-070714	240-39266-27	NM	07/07/2014	07/09/2014	07/10/2014	2	1	3
HG	UG/L	MSA-SW37D-070714	240-39266-4	NM	07/07/2014	07/09/2014	07/10/2014	2	1	3
HG	UG/L	MSA-SW38A-070714	240-39266-5	NM	07/07/2014	07/09/2014	07/10/2014	2	1	3
HG	UG/L	MSA-SW38D-070714	240-39266-8	NM	07/07/2014	07/09/2014	07/10/2014	2	1	3
HG	UG/L	MSA-SW44D-070714	240-39266-32	NM	07/07/2014	07/09/2014	07/10/2014	2	1	3
HG	UG/L	MSA-SW45A-070714	240-39266-33	NM	07/07/2014	07/09/2014	07/10/2014	2	1	3
HG	UG/L	MSA-SW45B-070714	240-39266-34	NM	07/07/2014	07/09/2014	07/10/2014	2	1	3
HG	UG/L	MSA-SW45C-070714	240-39266-35	NM	07/07/2014	07/09/2014	07/10/2014	2	1	3

SORT	UNITS	NSAMPLE	LAB_ID	QC_TYPE	SAMP_DATE	EXTR_DATE	ANAL_DATE	SMP_EXTR	EXTR_ANL	SMP_ANL
HG	UG/L	MSA-SW45D-070714	240-39266-36	NM	07/07/2014	07/09/2014	07/10/2014	2	1	3
HG	UG/L	MSA-SW39A-070714	240-39266-9	NM	07/07/2014	07/09/2014	07/10/2014	2	1	3
HG	UG/L	MSA-SW37C-070714	240-39266-3	NM	07/07/2014	07/09/2014	07/10/2014	2	1	3
HG	UG/L	MSA-SW40D-070714	240-39266-16	NM	07/07/2014	07/09/2014	07/10/2014	2	1	3
HG	UG/L	MSA-SW38C-070714	240-39266-7	NM	07/07/2014	07/09/2014	07/10/2014	2	1	3
HG	UG/L	MSA-SW43B-070714	240-39266-26	NM	07/07/2014	07/09/2014	07/10/2014	2	1	3
HG	UG/L	MSA-SW39C-070714	240-39266-11	NM	07/07/2014	07/09/2014	07/10/2014	2	1	3
HG	UG/L	MSA-SW39D-070714	240-39266-12	NM	07/07/2014	07/09/2014	07/10/2014	2	1	3
HG	UG/L	MSA-SW40A-070714	240-39266-13	NM	07/07/2014	07/09/2014	07/10/2014	2	1	3
HG	UG/L	MSA-SW40C-070714	240-39266-15	NM	07/07/2014	07/09/2014	07/10/2014	2	1	3
HG	UG/L	MSA-SW39B-070714	240-39266-10	NM	07/07/2014	07/09/2014	07/10/2014	2	1	3
HG	UG/L	MSA-SW41A-070714	240-39266-17	NM	07/07/2014	07/09/2014	07/10/2014	2	1	3
HG	UG/L	MSA-SW42C-070714	240-39266-23	NM	07/07/2014	07/09/2014	07/10/2014	2	1	3
HG	UG/L	MSA-SW43A-070714	240-39266-25	NM	07/07/2014	07/09/2014	07/10/2014	2	1	3
HG	UG/L	MSA-SW40B-070714	240-39266-14	NM	07/07/2014	07/09/2014	07/10/2014	2	1	3
HG	UG/L	MSA-SW42D-070714	240-39266-24	NM	07/07/2014	07/09/2014	07/10/2014	2	1	3
HG	UG/L	MSA-SW42B-070714	240-39266-22	NM	07/07/2014	07/09/2014	07/10/2014	2	1	3
HG	UG/L	MSA-SW42A-070714	240-39266-21	NM	07/07/2014	07/09/2014	07/10/2014	2	1	3

SORT	UNITS	NSAMPLE	LAB_ID	QC_TYPE	SAMP_DATE	EXTR_DATE	ANAL_DATE	SMP_EXTR	EXTR_ANL	SMP_ANL
HG	UG/L	MSA-SW41D-070714	240-39266-20	NM	07/07/2014	07/09/2014	07/10/2014	2	1	3
HG	UG/L	MSA-SW41C-070714	240-39266-19	NM	07/07/2014	07/09/2014	07/10/2014	2	1	3
HG	UG/L	MSA-SW41B-070714	240-39266-18	NM	07/07/2014	07/09/2014	07/10/2014	2	1	3
M	UG/L	MSA-SW39D-070714	240-39266-12	NM	07/07/2014	07/09/2014	07/10/2014	2	1	3
M	UG/L	MSA-SW41D-070714	240-39266-20	NM	07/07/2014	07/09/2014	07/10/2014	2	1	3
M	UG/L	MSA-SW41C-070714	240-39266-19	NM	07/07/2014	07/09/2014	07/10/2014	2	1	3
M	UG/L	MSA-SW41A-070714	240-39266-17	NM	07/07/2014	07/09/2014	07/10/2014	2	1	3
M	UG/L	MSA-SW40D-070714	240-39266-16	NM	07/07/2014	07/09/2014	07/10/2014	2	1	3
M	UG/L	MSA-SW40C-070714	240-39266-15	NM	07/07/2014	07/09/2014	07/10/2014	2	1	3
M	UG/L	MSA-SW40B-070714	240-39266-14	NM	07/07/2014	07/09/2014	07/10/2014	2	1	3
M	UG/L	MSA-SW40A-070714	240-39266-13	NM	07/07/2014	07/09/2014	07/10/2014	2	1	3
M	UG/L	MSA-SW41B-070714	240-39266-18	NM	07/07/2014	07/09/2014	07/10/2014	2	1	3
M	UG/L	MSA-SW39C-070714	240-39266-11	NM	07/07/2014	07/09/2014	07/10/2014	2	1	3
M	UG/L	MSA-SW39B-070714	240-39266-10	NM	07/07/2014	07/09/2014	07/10/2014	2	1	3
M	UG/L	MSA-SW39A-070714	240-39266-9	NM	07/07/2014	07/09/2014	07/10/2014	2	1	3
M	UG/L	MSA-SW38D-070714	240-39266-8	NM	07/07/2014	07/09/2014	07/10/2014	2	1	3
M	UG/L	MSA-SW38C-070714	240-39266-7	NM	07/07/2014	07/09/2014	07/10/2014	2	1	3
M	UG/L	MSA-SW38B-070714	240-39266-6	NM	07/07/2014	07/09/2014	07/10/2014	2	1	3

SORT	UNITS	NSAMPLE	LAB_ID	QC_TYPE	SAMP_DATE	EXTR_DATE	ANAL_DATE	SMP_EXTR	EXTR_ANL	SMP_ANL
M	UG/L	MSA-SW38A-070714	240-39266-5	NM	07/07/2014	07/09/2014	07/10/2014	2	1	3
M	UG/L	MSA-SW37A-070714	240-39266-1	NM	07/07/2014	07/09/2014	07/10/2014	2	1	3
M	UG/L	MSA-SW42A-070714	240-39266-21	NM	07/07/2014	07/09/2014	07/10/2014	2	1	3
M	UG/L	MSA-SW37D-070714	240-39266-4	NM	07/07/2014	07/09/2014	07/10/2014	2	1	3
M	UG/L	MSA-SW37C-070714	240-39266-3	NM	07/07/2014	07/09/2014	07/10/2014	2	1	3
M	UG/L	MSA-SW45C-070714	240-39266-35	NM	07/07/2014	07/09/2014	07/10/2014	2	1	3
M	UG/L	MSA-SW37B-070714	240-39266-2	NM	07/07/2014	07/09/2014	07/10/2014	2	1	3
M	UG/L	MSA-SW42B-070714	240-39266-22	NM	07/07/2014	07/09/2014	07/10/2014	2	1	3
M	UG/L	MSA-SW45D-070714	240-39266-36	NM	07/07/2014	07/09/2014	07/10/2014	2	1	3
M	UG/L	MSA-SW45B-070714	240-39266-34	NM	07/07/2014	07/09/2014	07/10/2014	2	1	3
M	UG/L	MSA-SW45A-070714	240-39266-33	NM	07/07/2014	07/09/2014	07/10/2014	2	1	3
M	UG/L	MSA-SW44D-070714	240-39266-32	NM	07/07/2014	07/09/2014	07/10/2014	2	1	3
M	UG/L	MSA-SW44C-070714	240-39266-31	NM	07/07/2014	07/09/2014	07/10/2014	2	1	3
M	UG/L	MSA-SW42C-070714	240-39266-23	NM	07/07/2014	07/09/2014	07/10/2014	2	1	3
M	UG/L	MSA-SW44A-070714	240-39266-29	NM	07/07/2014	07/09/2014	07/10/2014	2	1	3
M	UG/L	MSA-SW43D-070714	240-39266-28	NM	07/07/2014	07/09/2014	07/10/2014	2	1	3
M	UG/L	MSA-SW43C-070714	240-39266-27	NM	07/07/2014	07/09/2014	07/10/2014	2	1	3
M	UG/L	MSA-SW43B-070714	240-39266-26	NM	07/07/2014	07/09/2014	07/10/2014	2	1	3

SORT	UNITS	NSAMPLE	LAB_ID	QC_TYPE	SAMP_DATE	EXTR_DATE	ANAL_DATE	SMP_EXTR	EXTR_ANL	SMP_ANL
M	UG/L	MSA-SW43A-070714	240-39266-25	NM	07/07/2014	07/09/2014	07/10/2014	2	1	3
M	UG/L	MSA-SW42D-070714	240-39266-24	NM	07/07/2014	07/09/2014	07/10/2014	2	1	3
M	UG/L	MSA-SW44B-070714	240-39266-30	NM	07/07/2014	07/09/2014	07/10/2014	2	1	3
HARD	MG/L	MSA-SW40C-070714	240-39266-15	NM	07/07/2014	07/11/2014	07/11/2014	4	0	4
HARD	MG/L	MSA-SW40D-070714	240-39266-16	NM	07/07/2014	07/11/2014	07/11/2014	4	0	4
HARD	MG/L	MSA-SW41A-070714	240-39266-17	NM	07/07/2014	07/11/2014	07/11/2014	4	0	4
HARD	MG/L	MSA-SW41B-070714	240-39266-18	NM	07/07/2014	07/11/2014	07/11/2014	4	0	4
HARD	MG/L	MSA-SW41C-070714	240-39266-19	NM	07/07/2014	07/11/2014	07/11/2014	4	0	4
HARD	MG/L	MSA-SW41D-070714	240-39266-20	NM	07/07/2014	07/11/2014	07/11/2014	4	0	4
HARD	MG/L	MSA-SW42A-070714	240-39266-21	NM	07/07/2014	07/11/2014	07/11/2014	4	0	4
HARD	MG/L	MSA-SW43B-070714	240-39266-26	NM	07/07/2014	07/11/2014	07/11/2014	4	0	4
HARD	MG/L	MSA-SW42D-070714	240-39266-24	NM	07/07/2014	07/11/2014	07/11/2014	4	0	4
HARD	MG/L	MSA-SW40B-070714	240-39266-14	NM	07/07/2014	07/11/2014	07/11/2014	4	0	4
HARD	MG/L	MSA-SW38B-070714	240-39266-6	NM	07/07/2014	07/11/2014	07/11/2014	4	0	4
HARD	MG/L	MSA-SW42B-070714	240-39266-22	NM	07/07/2014	07/11/2014	07/11/2014	4	0	4
HARD	MG/L	MSA-SW40A-070714	240-39266-13	NM	07/07/2014	07/11/2014	07/11/2014	4	0	4
HARD	MG/L	MSA-SW39D-070714	240-39266-12	NM	07/07/2014	07/11/2014	07/11/2014	4	0	4
HARD	MG/L	MSA-SW39C-070714	240-39266-11	NM	07/07/2014	07/11/2014	07/11/2014	4	0	4

SORT	UNITS	NSAMPLE	LAB_ID	QC_TYPE	SAMP_DATE	EXTR_DATE	ANAL_DATE	SMP_EXTR	EXTR_ANL	SMP_ANL
HARD	MG/L	MSA-SW39B-070714	240-39266-10	NM	07/07/2014	07/11/2014	07/11/2014	4	0	4
HARD	MG/L	MSA-SW39A-070714	240-39266-9	NM	07/07/2014	07/11/2014	07/11/2014	4	0	4
HARD	MG/L	MSA-SW43C-070714	240-39266-27	NM	07/07/2014	07/11/2014	07/11/2014	4	0	4
HARD	MG/L	MSA-SW38C-070714	240-39266-7	NM	07/07/2014	07/11/2014	07/11/2014	4	0	4
HARD	MG/L	MSA-SW43A-070714	240-39266-25	NM	07/07/2014	07/11/2014	07/11/2014	4	0	4
HARD	MG/L	MSA-SW38A-070714	240-39266-5	NM	07/07/2014	07/11/2014	07/11/2014	4	0	4
HARD	MG/L	MSA-SW37D-070714	240-39266-4	NM	07/07/2014	07/11/2014	07/11/2014	4	0	4
HARD	MG/L	MSA-SW37C-070714	240-39266-3	NM	07/07/2014	07/11/2014	07/11/2014	4	0	4
HARD	MG/L	MSA-SW37B-070714	240-39266-2	NM	07/07/2014	07/11/2014	07/11/2014	4	0	4
HARD	MG/L	MSA-SW37A-070714	240-39266-1	NM	07/07/2014	07/11/2014	07/11/2014	4	0	4
HARD	MG/L	MSA-SW38D-070714	240-39266-8	NM	07/07/2014	07/11/2014	07/11/2014	4	0	4
HARD	MG/L	MSA-SW45D-070714	240-39266-36	NM	07/07/2014	07/11/2014	07/11/2014	4	0	4
HARD	MG/L	MSA-SW44A-070714	240-39266-29	NM	07/07/2014	07/11/2014	07/11/2014	4	0	4
HARD	MG/L	MSA-SW44B-070714	240-39266-30	NM	07/07/2014	07/11/2014	07/11/2014	4	0	4
HARD	MG/L	MSA-SW44C-070714	240-39266-31	NM	07/07/2014	07/11/2014	07/11/2014	4	0	4
HARD	MG/L	MSA-SW44D-070714	240-39266-32	NM	07/07/2014	07/11/2014	07/11/2014	4	0	4
HARD	MG/L	MSA-SW45A-070714	240-39266-33	NM	07/07/2014	07/11/2014	07/11/2014	4	0	4
HARD	MG/L	MSA-SW45B-070714	240-39266-34	NM	07/07/2014	07/11/2014	07/11/2014	4	0	4

SORT	UNITS	NSAMPLE	LAB_ID	QC_TYPE	SAMP_DATE	EXTR_DATE	ANAL_DATE	SMP_EXTR	EXTR_ANL	SMP_ANL
HARD	MG/L	MSA-SW45C-070714	240-39266-35	NM	07/07/2014	07/11/2014	07/11/2014	4	0	4
HARD	MG/L	MSA-SW42C-070714	240-39266-23	NM	07/07/2014	07/11/2014	07/11/2014	4	0	4
HARD	MG/L	MSA-SW43D-070714	240-39266-28	NM	07/07/2014	07/11/2014	07/11/2014	4	0	4
OV	UG/L	MSA-SW43A-070714	240-39266-25	NM	07/07/2014	07/09/2014	07/09/2014	2	0	2
OV	UG/L	MSA-SW42D-070714	240-39266-24	NM	07/07/2014	07/09/2014	07/09/2014	2	0	2
OV	UG/L	MSA-SW42C-070714	240-39266-23	NM	07/07/2014	07/09/2014	07/09/2014	2	0	2
OV	UG/L	MSA-SW42B-070714	240-39266-22	NM	07/07/2014	07/09/2014	07/09/2014	2	0	2
OV	UG/L	MSA-SW42A-070714	240-39266-21	NM	07/07/2014	07/09/2014	07/09/2014	2	0	2
OV	UG/L	MSA-SW43B-070714	240-39266-26	NM	07/07/2014	07/09/2014	07/09/2014	2	0	2
OV	UG/L	MSA-SW41C-070714	240-39266-19	NM	07/07/2014	07/09/2014	07/09/2014	2	0	2
OV	UG/L	MSA-SW44C-070714	240-39266-31	NM	07/07/2014	07/09/2014	07/09/2014	2	0	2
OV	UG/L	MSA-SW41D-070714	240-39266-20	NM	07/07/2014	07/09/2014	07/09/2014	2	0	2
OV	UG/L	MSA-SW43C-070714	240-39266-27	NM	07/07/2014	07/09/2014	07/09/2014	2	0	2
OV	UG/L	MSA-SW43D-070714	240-39266-28	NM	07/07/2014	07/09/2014	07/09/2014	2	0	2
OV	UG/L	MSA-SW41B-070714	240-39266-18	NM	07/07/2014	07/10/2014	07/10/2014	3	0	3
OV	UG/L	MSA-SW44B-070714	240-39266-30	NM	07/07/2014	07/09/2014	07/09/2014	2	0	2
OV	UG/L	EL-SW01C-070714	240-39266-39	NM	07/07/2014	07/10/2014	07/10/2014	3	0	3
OV	UG/L	MSA-SW44D-070714	240-39266-32	NM	07/07/2014	07/09/2014	07/09/2014	2	0	2

SORT	UNITS	NSAMPLE	LAB_ID	QC_TYPE	SAMP_DATE	EXTR_DATE	ANAL_DATE	SMP_EXTR	EXTR_ANL	SMP_ANL
OV	UG/L	MSA-SW45A-070714	240-39266-33	NM	07/07/2014	07/10/2014	07/10/2014	3	0	3
OV	UG/L	MSA-SW45B-070714	240-39266-34	NM	07/07/2014	07/10/2014	07/10/2014	3	0	3
OV	UG/L	MSA-SW45C-070714	240-39266-35	NM	07/07/2014	07/10/2014	07/10/2014	3	0	3
OV	UG/L	MSA-SW45D-070714	240-39266-36	NM	07/07/2014	07/10/2014	07/10/2014	3	0	3
OV	UG/L	MSA-SW44A-070714	240-39266-29	NM	07/07/2014	07/09/2014	07/09/2014	2	0	2
OV	UG/L	MSA-SW37D-070714	240-39266-4	NM	07/07/2014	07/09/2014	07/09/2014	2	0	2
OV	UG/L	MSA-SW40B-070714	240-39266-14	NM	07/07/2014	07/09/2014	07/09/2014	2	0	2
OV	UG/L	MSA-SW40A-070714	240-39266-13	NM	07/07/2014	07/09/2014	07/09/2014	2	0	2
OV	UG/L	MSA-SW39D-070714	240-39266-12	NM	07/07/2014	07/09/2014	07/09/2014	2	0	2
OV	UG/L	MSA-SW39C-070714	240-39266-11	NM	07/07/2014	07/09/2014	07/09/2014	2	0	2
OV	UG/L	MSA-SW39B-070714	240-39266-10	NM	07/07/2014	07/09/2014	07/09/2014	2	0	2
OV	UG/L	MSA-SW39A-070714	240-39266-9	NM	07/07/2014	07/09/2014	07/09/2014	2	0	2
OV	UG/L	MSA-SW38D-070714	240-39266-8	NM	07/07/2014	07/09/2014	07/09/2014	2	0	2
OV	UG/L	MSA-SW38C-070714	240-39266-7	NM	07/07/2014	07/09/2014	07/09/2014	2	0	2
OV	UG/L	EL-SW01B-070714	240-39266-38	NM	07/07/2014	07/10/2014	07/10/2014	3	0	3
OV	UG/L	MSA-SW38A-070714	240-39266-5	NM	07/07/2014	07/09/2014	07/09/2014	2	0	2
OV	UG/L	MSA-SW41A-070714	240-39266-17	NM	07/07/2014	07/09/2014	07/09/2014	2	0	2
OV	UG/L	MSA-SW37C-070714	240-39266-3	NM	07/07/2014	07/09/2014	07/09/2014	2	0	2

SORT	UNITS	NSAMPLE	LAB_ID	QC_TYPE	SAMP_DATE	EXTR_DATE	ANAL_DATE	SMP_EXTR	EXTR_ANL	SMP_ANL
OV	UG/L	MSA-SW37B-070714	240-39266-2	NM	07/07/2014	07/09/2014	07/09/2014	2	0	2
OV	UG/L	MSA-SW37A-070714	240-39266-1	NM	07/07/2014	07/09/2014	07/09/2014	2	0	2
OV	UG/L	EL-SW01D-070714	240-39266-40	NM	07/07/2014	07/10/2014	07/10/2014	3	0	3
OV	UG/L	TB-070714	240-39266-41	TB	07/07/2014	07/10/2014	07/10/2014	3	0	3
OV	UG/L	EL-SW01A-070714	240-39266-37	NM	07/07/2014	07/10/2014	07/10/2014	3	0	3
OV	UG/L	MSA-SW40C-070714	240-39266-15	NM	07/07/2014	07/09/2014	07/09/2014	2	0	2
OV	UG/L	MSA-SW40D-070714	240-39266-16	NM	07/07/2014	07/09/2014	07/09/2014	2	0	2
OV	UG/L	MSA-SW38B-070714	240-39266-6	NM	07/07/2014	07/09/2014	07/09/2014	2	0	2

FORM V
GC/MS VOA INSTRUMENT PERFORMANCE CHECK
BROMOFLUOROBENZENE (BFB)

Lab Name: TestAmerica Canton Job No.: 240-39266-1

SDG No.:

Lab File ID: BFB160.D BFB Injection Date: 06/04/2014

Instrument ID: A3UX17 BFB Injection Time: 09:31

Analysis Batch No.: 133298

M/E	ION ABUNDANCE CRITERIA	% RELATIVE ABUNDANCE	
50	15.0 - 40.0 % of mass 95	15.2	
75	30.0 - 60.0 % of mass 95	45.9	
95	Base Peak, 100% relative abundance	100.0	
96	5.0 - 9.0 % of mass 95	6.5	
173	Less than 2.0 % of mass 174	0.7	(0.6)1
174	50.0 - 120.00 % of mass 95	106.1	
175	5.0 - 9.0 % of mass 174	6.9	(6.5)1
176	95.0 - 101.0 % of mass 174	103.8	(97.8)1
177	5.0 - 9.0 % of mass 176	6.6	(6.3)2

1-Value is % mass 174 2-Value is % mass 176

THIS CHECK APPLIES TO THE FOLLOWING SAMPLES, MS, MSD, BLANKS AND STANDARDS:

CLIENT SAMPLE ID	LAB SAMPLE ID	LAB FILE ID	DATE ANALYZED	TIME ANALYZED
	STD8260 240-133298/2	UXR3832.D	06/04/2014	10:03
	STD8260 240-133298/3	UXR3833.D	06/04/2014	10:26
	STD8260 240-133298/4	UXR3834.D	06/04/2014	10:48
	STD8260 240-133298/5	UXR3835.D	06/04/2014	11:11
	STD8260 240-133298/6	UXR3836.D	06/04/2014	11:34
	STD8260 240-133298/7	UXR3837.D	06/04/2014	11:56
	STDA9 240-133298/8	UXR3838.D	06/04/2014	12:19
	STDA9 240-133298/9	UXR3839.D	06/04/2014	12:42
	STDA9 240-133298/10	UXR3840.D	06/04/2014	13:04
	STDA9 240-133298/11	UXR3841.D	06/04/2014	13:27
	STDA9 240-133298/12	UXR3842.D	06/04/2014	13:50
	STDA9 240-133298/13	UXR3843.D	06/04/2014	14:12
	ICV 240-133298/15	UXR3845.D	06/04/2014	14:57
	ICV 240-133298/32	UXR3847.D	06/04/2014	15:55

FORM VI
GC/MS VOA INITIAL CALIBRATION DATA
INTERNAL STANDARD CURVE EVALUATION

Lab Name: TestAmerica Canton Job No.: 240-39266-1 Analy Batch No.: 133298

SDG No.:

Instrument ID: A3UX17 GC Column: DB-624 ID: 0.18(mm) Heated Purge: (Y/N) N

Calibration Start Date: 06/04/2014 10:03 Calibration End Date: 06/04/2014 11:56 Calibration ID: 22621

Calibration Files:

LEVEL:	LAB SAMPLE ID:	LAB FILE ID:
Level 1	STD8260 240-133298/7	UXR3837.D
Level 2	STD8260 240-133298/6	UXR3836.D
Level 3	STD8260 240-133298/5	UXR3835.D
Level 4	STD8260 240-133298/4	UXR3834.D
Level 5	STD8260 240-133298/3	UXR3833.D
Level 6	STD8260 240-133298/2	UXR3832.D

ANALYTE	RRF					CURVE TYPE	COEFFICIENT			#	MIN RRF	%RSD	#	MAX %RSD	R^2 OR COD	#	MIN R^2 OR COD
	LVL 1 LVL 6	LVL 2	LVL 3	LVL 4	LVL 5		B	M1	M2								
Dichlorodifluoromethane	0.3861 0.3465	0.3328	0.3523	0.3610	0.3455	Ave		0.3540				5.1		15.0			
Chloromethane	0.3131 0.2846	0.2751	0.2752	0.2772	0.2884	Ave		0.2856			0.1000	5.1		15.0			
Vinyl chloride	0.3337 0.2889	0.3058	0.3033	0.3065	0.2974	Ave		0.3059				4.9		15.0			
Butadiene	0.3053 0.2494	0.2370	0.2516	0.2592	0.2572	Ave		0.2600				9.1		15.0			
Bromomethane	0.1257 0.0975	0.0997	0.1099	0.1090	0.1114	Ave		0.1089				9.2		15.0			
Chloroethane	0.0814 0.0816	0.0647	0.0769	0.0762	0.0829	Ave		0.0773				8.7		15.0			
Dichlorofluoromethane	0.2715 0.2924	0.2446	0.2773	0.2918	0.2981	Ave		0.2793				7.1		15.0			
Trichlorofluoromethane	0.2865 0.3010	0.2745	0.2840	0.3004	0.2989	Ave		0.2909				3.8		15.0			
Ethyl ether	0.2876 0.2012	0.2282	0.2173	0.2188	0.2268	Ave		0.2300				13.0		15.0			
Acrolein	0.0232 0.0217	0.0227	0.0216	0.0223	0.0232	Ave		0.0224	NA			3.2		15.0			
1,1-Dichloroethene	0.3969 0.2717	0.2954	0.2780	0.2901	0.2968	Ave		0.3048				15.0		15.0			
1,1,2-Trichloro-1,2,2-trichfluoroethane	0.3623 0.2611	0.2832	0.2812	0.2959	0.2912	Ave		0.2958				12.0		15.0			
Acetone	0.1554 0.0698	0.0890	0.0712	0.0724	0.0796	Lin1	0.0785	0.0708							0.9960		0.9900
Iodomethane	0.6260 0.4542	0.4801	0.4823	0.4961	0.4887	Ave		0.5046				12.0		15.0			
Carbon disulfide	0.9127 0.7626	0.7267	0.6851	0.7537	0.7847	Ave		0.7709				10.0		15.0			

Note: The m1 coefficient is the same as Ave RRF for an Ave curve type.

FORM VI
GC/MS VOA INITIAL CALIBRATION DATA
INTERNAL STANDARD CURVE EVALUATION

Lab Name: TestAmerica Canton Job No.: 240-39266-1 Analy Batch No.: 133298

SDG No.:

Instrument ID: A3UX17 GC Column: DB-624 ID: 0.18(mm) Heated Purge: (Y/N) N

Calibration Start Date: 06/04/2014 10:03 Calibration End Date: 06/04/2014 11:56 Calibration ID: 22621

ANALYTE	RRF					CURVE TYPE	COEFFICIENT			#	MIN RRF	%RSD	#	MAX %RSD	R^2 OR COD	#	MIN R^2 OR COD
	LVL 1 LVL 6	LVL 2	LVL 3	LVL 4	LVL 5		B	M1	M2								
3-Chloro-1-propene	0.1888 0.1519	0.1381	0.1465	0.1616	0.1647	Ave		0.1586				11.0		15.0			
Methyl acetate	0.2225 0.1494	0.1701	0.1623	0.1668	0.1693	Ave		0.1734				15.0		15.0			
Methylene Chloride	0.6869 0.2760	0.3648	0.3229	0.3071	0.3061	Lin1	0.2030	0.2800							0.9980		0.9900
tert-Butyl alcohol	0.0225 0.0152	0.0167	0.0171	0.0172	0.0180	Ave		0.0178				14.0		15.0			
Acrylonitrile	0.1172 0.0838	0.0920	0.0892	0.0916	0.0948	Ave		0.0947				12.0		15.0			
Methyl tert-butyl ether	0.9370 0.6850	0.7249	0.6994	0.7329	0.7598	Ave		0.7565				12.0		15.0			
trans-1,2-Dichloroethene	0.4196 0.2849	0.3168	0.2971	0.3095	0.3184	Ave		0.3244				15.0		15.0			
Hexane	0.1074 0.0773	0.0808	0.0755	0.0844	0.0833	Ave		0.0848				14.0		15.0			
1,1-Dichloroethane	0.5815 0.4453	0.4902	0.4582	0.4845	0.4911	Ave		0.4918			0.1000	9.7		15.0			
Vinyl acetate	0.3831 0.3288	0.3148	0.3139	0.3406	0.3582	Ave		0.3399				7.9		15.0			
2,2-Dichloropropane	0.3004 0.2183	0.2356	0.2298	0.2360	0.2508	Ave		0.2451				12.0		15.0			
cis-1,2-Dichloroethene	0.4004 0.3021	0.3251	0.3087	0.3355	0.3364	Ave		0.3347				10.0		15.0			
2-Butanone	0.1214 0.0920	0.1029	0.0959	0.1012	0.1031	Ave		0.1027				9.8		15.0			
Bromochloromethane	0.2278 0.1580	0.1694	0.1670	0.1669	0.1759	Ave		0.1775				14.0		15.0			
Tetrahydrofuran	0.0742 0.0560	0.0608	0.0588	0.0624	0.0635	Ave		0.0626				10.0		15.0			
Chloroform	0.6005 0.4403	0.4742	0.4628	0.4729	0.4850	Ave		0.4893				12.0		15.0			
1,1,1-Trichloroethane	0.4617 0.3309	0.3465	0.3444	0.3675	0.3707	Ave		0.3703				13.0		15.0			
Cyclohexane	0.5121 0.4316	0.4333	0.4162	0.4764	0.4771	Ave		0.4578				8.0		15.0			
1,1-Dichloropropene	0.4755 0.3433	0.3541	0.3553	0.3739	0.3797	Ave		0.3803				13.0		15.0			
Carbon tetrachloride	0.4332 0.3192	0.3197	0.3091	0.3377	0.3440	Ave		0.3438				13.0		15.0			

Note: The ml coefficient is the same as Ave RRF for an Ave curve type.

FORM VI
GC/MS VOA INITIAL CALIBRATION DATA
INTERNAL STANDARD CURVE EVALUATION

Lab Name: TestAmerica Canton Job No.: 240-39266-1 Analy Batch No.: 133298

SDG No.:

Instrument ID: A3UX17 GC Column: DB-624 ID: 0.18(mm) Heated Purge: (Y/N) N

Calibration Start Date: 06/04/2014 10:03 Calibration End Date: 06/04/2014 11:56 Calibration ID: 22621

ANALYTE	RRF					CURVE TYPE	COEFFICIENT			#	MIN RRF	%RSD	#	MAX %RSD	R^2 OR COD	#	MIN R^2 OR COD
	LVL 1 LVL 6	LVL 2	LVL 3	LVL 4	LVL 5		B	M1	M2								
Isobutyl alcohol	0.0094 0.0064	0.0073	0.0073	0.0071	0.0075	Ave		0.0075	NA			13.0		15.0			
Benzene	1.6474 1.1254	1.2548	1.1521	1.2265	1.2341	Ave		1.2734				15.0		15.0			
1,2-Dichloroethane	0.4775 0.3275	0.3543	0.3545	0.3605	0.3711	Ave		0.3742				14.0		15.0			
n-Heptane	0.0869 0.0770	0.0802	0.0757	0.0816	0.0818	Ave		0.0805				5.0		15.0			
Trichloroethene	0.4846 0.3360	0.3666	0.3506	0.3603	0.3729	Ave		0.3785				14.0		15.0			
Methylcyclohexane	0.5577 0.4501	0.4284	0.4491	0.4905	0.4911	Ave		0.4778				9.7		15.0			
1,2-Dichloropropane	0.3142 0.2519	0.2653	0.2565	0.2775	0.2865	Ave		0.2753				8.3		15.0			
Dibromomethane	0.1937 0.1495	0.1653	0.1574	0.1587	0.1654	Ave		0.1650				9.2		15.0			
1,4-Dioxane	0.0037 0.0026	0.0030	0.0031	0.0032	0.0033	Ave		0.0032	NA			11.0		15.0			
Bromodichloromethane	0.3705 0.3212	0.2804	0.2977	0.3273	0.3415	Ave		0.3231				9.9		15.0			
2-Chloroethyl vinyl ether	0.1532 0.1476	0.1307	0.1363	0.1518	0.1672	Ave		0.1478				8.8		15.0			
cis-1,3-Dichloropropene	0.4151 0.3894	0.3139	0.3516	0.3913	0.4149	Ave		0.3794				10.0		15.0			
4-Methyl-2-pentanone	0.2086 0.1802	0.1837	0.1798	0.1978	0.2028	Ave		0.1922				6.5		15.0			
Toluene	1.8070 1.4789	1.5104	1.4652	1.5091	1.5673	Ave		1.5563				8.2		15.0			
trans-1,3-Dichloropropene	0.3770 0.3824	0.3059	0.3169	0.3551	0.3941	Ave		0.3552				10.0		15.0			
Ethyl methacrylate	0.2941 0.3365	0.2846	0.2880	0.3202	0.3623	Ave		0.3143				9.9		15.0			
1,1,2-Trichloroethane	0.4123 0.2741	0.2958	0.2838	0.2900	0.3037	Lin1	0.0599	0.2812							0.9980		0.9900
Tetrachloroethene	0.4915 0.3462	0.3836	0.3548	0.3613	0.3707	Ave		0.3847				14.0		15.0			
1,3-Dichloropropane	0.6071 0.4837	0.5168	0.4892	0.5037	0.5362	Ave		0.5228				8.7		15.0			
2-Hexanone	0.1611 0.1538	0.1466	0.1403	0.1510	0.1696	Ave		0.1537				6.8		15.0			

Note: The m1 coefficient is the same as Ave RRF for an Ave curve type.

FORM VI
GC/MS VOA INITIAL CALIBRATION DATA
INTERNAL STANDARD CURVE EVALUATION

Lab Name: TestAmerica Canton Job No.: 240-39266-1 Analy Batch No.: 133298

SDG No.:

Instrument ID: A3UX17 GC Column: DB-624 ID: 0.18(mm) Heated Purge: (Y/N) N

Calibration Start Date: 06/04/2014 10:03 Calibration End Date: 06/04/2014 11:56 Calibration ID: 22621

ANALYTE	RRF					CURVE TYPE	COEFFICIENT			#	MIN RRF	%RSD	#	MAX %RSD	R^2 OR COD	#	MIN R^2 OR COD
	LVL 1 LVL 6	LVL 2	LVL 3	LVL 4	LVL 5		B	M1	M2								
Dibromochloromethane	0.2968 0.3022	0.2545	0.2519	0.2819	0.3120	Ave		0.2832				8.9		15.0			
1,2-Dibromoethane	0.3140 0.2787	0.2906	0.2773	0.2843	0.3038	Ave		0.2914				5.0		15.0			
Chlorobenzene	1.3417 1.0149	1.0657	1.0002	1.0350	1.0793	Ave		1.0895			0.3000	12.0		15.0			
1,1,1,2-Tetrachloroethane	0.3981 0.3320	0.3304	0.3046	0.3252	0.3531	Ave		0.3406				9.4		15.0			
Ethylbenzene	0.6214 0.5322	0.5291	0.5063	0.5339	0.5779	Ave		0.5501				7.6		15.0			
m-Xylene & p-Xylene	0.7243 0.6681	0.6280	0.6453	0.6755	0.7135	Ave		0.6758				5.6		15.0			
o-Xylene	0.7218 0.6384	0.6024	0.6093	0.6535	0.6846	Ave		0.6517				7.0		15.0			
Styrene	1.0046 1.0395	0.9269	0.9630	1.0116	1.1000	Ave		1.0076				6.0		15.0			
Bromoform	0.2045 0.2060	0.1591	0.1635	0.1831	0.2096	Ave		0.1876			0.1000	12.0		15.0			
Isopropylbenzene	1.7324 1.6667	1.5625	1.5492	1.6651	1.7717	Ave		1.6579				5.4		15.0			
1,1,2,2-Tetrachloroethane	0.6871 0.5085	0.5710	0.5314	0.5412	0.5770	Ave		0.5693			0.3000	11.0		15.0			
Bromobenzene	0.8673 0.7383	0.7538	0.7352	0.7715	0.8017	Ave		0.7780				6.4		15.0			
1,2,3-Trichloropropane	0.2666 0.1744	0.1819	0.1910	0.1884	0.1995	Lin1	0.0392	0.1815							0.9960		0.9900
trans-1,4-Dichloro-2-butene	0.1370 0.1316	0.1136	0.1225	0.1221	0.1444	Ave		0.1285				8.8		15.0			
n-Propylbenzene	0.7034 0.7484	0.6835	0.7272	0.7574	0.8150	Ave		0.7392				6.3		15.0			
2-Chlorotoluene	0.8090 0.6408	0.6722	0.6169	0.6640	0.6948	Ave		0.6830				9.9		15.0			
1,3,5-Trimethylbenzene	1.9774 2.1205	1.9035	2.0039	2.1558	2.2656	Ave		2.0711				6.4		15.0			
4-Chlorotoluene	0.7905 0.6834	0.7033	0.6700	0.7156	0.7349	Ave		0.7163				6.0		15.0			
tert-Butylbenzene	2.0076 1.9756	1.6935	1.8354	1.9877	2.0838	Ave		1.9306				7.3		15.0			
1,2,4-Trimethylbenzene	2.2469 2.2243	2.0319	2.1413	2.2302	2.3546	Ave		2.2049				4.9		15.0			

Note: The m1 coefficient is the same as Ave RRF for an Ave curve type.

FORM VI
GC/MS VOA INITIAL CALIBRATION DATA
INTERNAL STANDARD CURVE EVALUATION

Lab Name: TestAmerica Canton Job No.: 240-39266-1 Analy Batch No.: 133298

SDG No.:

Instrument ID: A3UX17 GC Column: DB-624 ID: 0.18(mm) Heated Purge: (Y/N) N

Calibration Start Date: 06/04/2014 10:03 Calibration End Date: 06/04/2014 11:56 Calibration ID: 22621

ANALYTE	RRF					CURVE TYPE	COEFFICIENT			#	MIN RRF	%RSD	#	MAX %RSD	R^2 OR COD	#	MIN R^2 OR COD
	LVL 1 LVL 6	LVL 2	LVL 3	LVL 4	LVL 5		B	M1	M2								
sec-Butylbenzene	2.6963 2.5872	2.3954	2.4123	2.6063	2.7251	Ave		2.5704				5.4		15.0			
1,3-Dichlorobenzene	1.8988 1.3970	1.4956	1.4263	1.4565	1.5132	Ave		1.5312				12.0		15.0			
p-Isopropyltoluene	2.2763 2.3980	2.1404	2.1955	2.4242	2.5088	Ave		2.3239				6.2		15.0			
1,4-Dichlorobenzene	2.0213 1.4192	1.5082	1.4611	1.4929	1.5375	Ave		1.5734				14.0		15.0			
n-Butylbenzene	1.9546 1.7892	1.5728	1.6266	1.7944	1.8688	Ave		1.7677				8.2		15.0			
1,2-Dichlorobenzene	1.7560 1.3288	1.4437	1.3590	1.4183	1.4559	Ave		1.4603				10.0		15.0			
1,2-Dibromo-3-Chloropropane	0.1071 0.1083	0.0947	0.0976	0.1016	0.1217	Ave		0.1052				9.2		15.0			
1,2,4-Trichlorobenzene	1.2129 0.9474	0.9552	0.9416	1.0285	1.0726	Ave		1.0264				10.0		15.0			
Hexachlorobutadiene	0.7819 0.3900	0.4959	0.4491	0.4529	0.4361	Lin1	0.2038	0.4033							0.9970		0.9900
Naphthalene	1.9907 1.8686	1.6262	1.8349	2.1049	2.2853	Ave		1.9518				12.0		15.0			
1,2,3-Trichlorobenzene	1.3022 0.8393	0.9833	0.9839	1.0382	1.0287	Ave		1.0293				15.0		15.0			
Dibromofluoromethane (Surr)	0.3060 0.2521	0.2580	0.2590	0.2628	0.2623	Ave		0.2667				7.4		15.0			
1,2-Dichloroethane-d4 (Surr)	0.3780 0.2727	0.3077	0.3002	0.2870	0.2863	Ave		0.3053				12.0		15.0			
Toluene-d8 (Surr)	1.4052 1.2954	1.3011	1.2799	1.2794	1.3276	Ave		1.3148				3.6		15.0			
4-Bromofluorobenzene (Surr)	0.5214 0.4492	0.4572	0.4521	0.4519	0.4641	Ave		0.4660				5.9		15.0			

Note: The m1 coefficient is the same as Ave RRF for an Ave curve type.

FORM VI
GC/MS VOA INITIAL CALIBRATION DATA
INTERNAL STANDARD RESPONSE AND CONCENTRATION

Lab Name: TestAmerica Canton Job No.: 240-39266-1 Analy Batch No.: 133298

SDG No.:

Instrument ID: A3UX17 GC Column: DB-624 ID: 0.18(mm) Heated Purge: (Y/N) N

Calibration Start Date: 06/04/2014 10:03 Calibration End Date: 06/04/2014 11:56 Calibration ID: 22621

Calibration Files:

LEVEL:	LAB SAMPLE ID:	LAB FILE ID:
Level 1	STD8260 240-133298/7	UXR3837.D
Level 2	STD8260 240-133298/6	UXR3836.D
Level 3	STD8260 240-133298/5	UXR3835.D
Level 4	STD8260 240-133298/4	UXR3834.D
Level 5	STD8260 240-133298/3	UXR3833.D
Level 6	STD8260 240-133298/2	UXR3832.D

ANALYTE	IS REF	CURVE TYPE	RESPONSE					CONCENTRATION (UG/L)				
			LVL 1 LVL 6	LVL 2	LVL 3	LVL 4	LVL 5	LVL 1 LVL 6	LVL 2	LVL 3	LVL 4	LVL 5
Dichlorodifluoromethane	FB	Ave	25829 2076060	92129	245433	495045	990256	0.500 40.0	2.00	5.00	10.0	20.0
Chloromethane	FB	Ave	20943 1705394	76140	191724	380146	826437	0.500 40.0	2.00	5.00	10.0	20.0
Vinyl chloride	FB	Ave	22325 1730879	84641	211285	420293	852308	0.500 40.0	2.00	5.00	10.0	20.0
Butadiene	FB	Ave	20425 1494631	65606	175256	355431	737139	0.500 40.0	2.00	5.00	10.0	20.0
Bromomethane	FB	Ave	8408 584477	27586	76536	149498	319179	0.500 40.0	2.00	5.00	10.0	20.0
Chloroethane	FB	Ave	5447 489171	17903	53583	104528	237618	0.500 40.0	2.00	5.00	10.0	20.0
Dichlorofluoromethane	FB	Ave	18161 1751971	67707	193175	400228	854314	0.500 40.0	2.00	5.00	10.0	20.0
Trichlorofluoromethane	FB	Ave	19166 1803809	75966	197825	412032	856682	0.500 40.0	2.00	5.00	10.0	20.0
Ethyl ether	FB	Ave	19237 1205760	63162	151349	300114	649965	0.500 40.0	2.00	5.00	10.0	20.0
Acrolein	FB	Ave	7770 650426	31378	75195	152854	332377	2.50 200	10.0	25.0	50.0	100
1,1-Dichloroethene	FB	Ave	26553 1628082	81758	193639	397791	850527	0.500 40.0	2.00	5.00	10.0	20.0
1,1,2-Trichloro-1,2,2-trichfluoroethane	FB	Ave	24236 1564189	78394	195891	405797	834565	0.500 40.0	2.00	5.00	10.0	20.0
Acetone	FB	Lin1	20796 836205	49257	99165	198680	456132	1.00 80.0	4.00	10.0	20.0	40.0
Iodomethane	FB	Ave	41875 2721695	132881	335951	680326	1400517	0.500 40.0	2.00	5.00	10.0	20.0
Carbon disulfide	FB	Ave	61056 4569459	201132	477241	1033610	2248900	0.500 40.0	2.00	5.00	10.0	20.0
3-Chloro-1-propene	FB	Ave	12627 910380	38213	102070	221608	472075	0.500 40.0	2.00	5.00	10.0	20.0

FORM VI
GC/MS VOA INITIAL CALIBRATION DATA
INTERNAL STANDARD RESPONSE AND CONCENTRATION

Lab Name: TestAmerica Canton Job No.: 240-39266-1 Analy Batch No.: 133298

SDG No.:

Instrument ID: A3UX17 GC Column: DB-624 ID: 0.18(mm) Heated Purge: (Y/N) N

Calibration Start Date: 06/04/2014 10:03 Calibration End Date: 06/04/2014 11:56 Calibration ID: 22621

ANALYTE	IS REF	CURVE TYPE	RESPONSE					CONCENTRATION (UG/L)				
			LVL 1 LVL 6	LVL 2	LVL 3	LVL 4	LVL 5	LVL 1 LVL 6	LVL 2	LVL 3	LVL 4	LVL 5
Methyl acetate	FB	Ave	74412 4476756	235450	565463	1143634	2425197	2.50 200	10.0	25.0	50.0	100
Methylene Chloride	FB	Lin1	45953 1653860	100960	224970	421207	877193	0.500 40.0	2.00	5.00	10.0	20.0
tert-Butyl alcohol	FB	Ave	15041 910238	46244	119448	236475	516072	5.00 400	20.0	50.0	100	200
Acrylonitrile	FB	Ave	78400 5020666	254598	621255	1255603	2715610	5.00 400	20.0	50.0	100	200
Methyl tert-butyl ether	FB	Ave	62684 4104261	200640	487188	1005150	2177296	0.500 40.0	2.00	5.00	10.0	20.0
trans-1,2-Dichloroethene	FB	Ave	28072 1707103	87677	206971	424454	912529	0.500 40.0	2.00	5.00	10.0	20.0
Hexane	FB	Ave	7188 463317	22362	52591	115717	238667	0.500 40.0	2.00	5.00	10.0	20.0
1,1-Dichloroethane	FB	Ave	38901 2668422	135685	319195	664474	1407256	0.500 40.0	2.00	5.00	10.0	20.0
Vinyl acetate	FB	Ave	24603 1891081	83640	209946	448381	985493	0.480 38.4	1.92	4.80	9.60	19.2
2,2-Dichloropropane	FB	Ave	20094 1307758	65225	160114	323622	718604	0.500 40.0	2.00	5.00	10.0	20.0
cis-1,2-Dichloroethene	FB	Ave	26787 1810082	89979	215027	460085	964029	0.500 40.0	2.00	5.00	10.0	20.0
2-Butanone	FB	Ave	16237 1103078	56986	133568	277488	590964	1.00 80.0	4.00	10.0	20.0	40.0
Bromochloromethane	FB	Ave	15240 946812	46900	116310	228885	504209	0.500 40.0	2.00	5.00	10.0	20.0
Tetrahydrofuran	FB	Ave	9921 671344	33645	81947	171114	363695	1.00 80.0	4.00	10.0	20.0	40.0
Chloroform	FB	Ave	40171 2638095	131258	322387	648485	1389924	0.500 40.0	2.00	5.00	10.0	20.0
1,1,1-Trichloroethane	FB	Ave	30885 1982777	95901	239928	504040	1062299	0.500 40.0	2.00	5.00	10.0	20.0
Cyclohexane	FB	Ave	34256 2586179	119936	289912	653373	1367325	0.500 40.0	2.00	5.00	10.0	20.0
1,1-Dichloropropene	FB	Ave	31808 2057025	98017	247505	512742	1088104	0.500 40.0	2.00	5.00	10.0	20.0
Carbon tetrachloride	FB	Ave	28980 1912350	88502	215337	463098	985964	0.500 40.0	2.00	5.00	10.0	20.0
Isobutyl alcohol	CBZ	Ave	13718 819005	43147	111043	216023	468991	12.5 1000	50.0	125	250	500
Benzene	FB	Ave	110204 6743031	347329	802587	1681968	3536693	0.500 40.0	2.00	5.00	10.0	20.0

FORM VI
GC/MS VOA INITIAL CALIBRATION DATA
INTERNAL STANDARD RESPONSE AND CONCENTRATION

Lab Name: TestAmerica Canton Job No.: 240-39266-1 Analy Batch No.: 133298

SDG No.:

Instrument ID: A3UX17 GC Column: DB-624 ID: 0.18(mm) Heated Purge: (Y/N) N

Calibration Start Date: 06/04/2014 10:03 Calibration End Date: 06/04/2014 11:56 Calibration ID: 22621

ANALYTE	IS REF	CURVE TYPE	RESPONSE					CONCENTRATION (UG/L)				
			LVL 1 LVL 6	LVL 2	LVL 3	LVL 4	LVL 5	LVL 1 LVL 6	LVL 2	LVL 3	LVL 4	LVL 5
1,2-Dichloroethane	FB	Ave	31943 1962077	98062	246985	494363	1063443	0.500 40.0	2.00	5.00	10.0	20.0
n-Heptane	FB	Ave	5815 461107	22195	52726	111876	234371	0.500 40.0	2.00	5.00	10.0	20.0
Trichloroethene	FB	Ave	32419 2012967	101483	244219	494048	1068665	0.500 40.0	2.00	5.00	10.0	20.0
Methylcyclohexane	FB	Ave	37308 2696879	118569	312870	672731	1407425	0.500 40.0	2.00	5.00	10.0	20.0
1,2-Dichloropropane	FB	Ave	21017 1509360	73445	178690	380510	821167	0.500 40.0	2.00	5.00	10.0	20.0
Dibromomethane	FB	Ave	12955 895651	45763	109665	217639	473996	0.500 40.0	2.00	5.00	10.0	20.0
1,4-Dioxane	FB	Ave	4941 315136	16771	42909	87153	190935	10.0 800	40.0	100	200	400
Bromodichloromethane	FB	Ave	24784 1924751	77625	207363	448797	978529	0.500 40.0	2.00	5.00	10.0	20.0
2-Chloroethyl vinyl ether	FB	Ave	20495 1768558	72337	189865	416248	958031	1.00 80.0	4.00	10.0	20.0	40.0
cis-1,3-Dichloropropene	FB	Ave	27766 2333174	86873	244952	536678	1188982	0.500 40.0	2.00	5.00	10.0	20.0
4-Methyl-2-pentanone	FB	Ave	27909 2159191	101705	250503	542528	1162572	1.00 80.0	4.00	10.0	20.0	40.0
Toluene	CBZ	Ave	105220 7514914	355287	889888	1847971	3924140	0.500 40.0	2.00	5.00	10.0	20.0
trans-1,3-Dichloropropene	CBZ	Ave	21954 1943220	71965	192461	434786	986684	0.500 40.0	2.00	5.00	10.0	20.0
Ethyl methacrylate	CBZ	Ave	17127 1709830	66941	174919	392145	907055	0.500 40.0	2.00	5.00	10.0	20.0
1,1,2-Trichloroethane	CBZ	Lin1	24008 1393077	69591	172395	355071	760365	0.500 40.0	2.00	5.00	10.0	20.0
Tetrachloroethene	CBZ	Ave	28622 1759418	90224	215498	442461	928148	0.500 40.0	2.00	5.00	10.0	20.0
1,3-Dichloropropane	CBZ	Ave	35349 2457996	121558	297139	616760	1342549	0.500 40.0	2.00	5.00	10.0	20.0
2-Hexanone	CBZ	Ave	18767 1562617	68947	170428	369746	849144	1.00 80.0	4.00	10.0	20.0	40.0
Dibromochloromethane	CBZ	Ave	17285 1535566	59857	152985	345238	781080	0.500 40.0	2.00	5.00	10.0	20.0
1,2-Dibromoethane	CBZ	Ave	18281 1416045	68350	168416	348121	760669	0.500 40.0	2.00	5.00	10.0	20.0
Chlorobenzene	CBZ	Ave	78124 5157372	250680	607461	1267391	2702286	0.500 40.0	2.00	5.00	10.0	20.0

FORM VI
GC/MS VOA INITIAL CALIBRATION DATA
INTERNAL STANDARD RESPONSE AND CONCENTRATION

Lab Name: TestAmerica Canton Job No.: 240-39266-1 Analy Batch No.: 133298

SDG No.:

Instrument ID: A3UX17 GC Column: DB-624 ID: 0.18(mm) Heated Purge: (Y/N) N

Calibration Start Date: 06/04/2014 10:03 Calibration End Date: 06/04/2014 11:56 Calibration ID: 22621

ANALYTE	IS REF	CURVE TYPE	RESPONSE					CONCENTRATION (UG/L)				
			LVL 1 LVL 6	LVL 2	LVL 3	LVL 4	LVL 5	LVL 1 LVL 6	LVL 2	LVL 3	LVL 4	LVL 5
1,1,1,2-Tetrachloroethane	CBZ	Ave	23181 1686816	77719	185012	398232	884191	0.500 40.0	2.00	5.00	10.0	20.0
Ethylbenzene	CBZ	Ave	36181 2704278	124457	307478	653771	1447053	0.500 40.0	2.00	5.00	10.0	20.0
m-Xylene & p-Xylene	CBZ	Ave	42176 3395145	147729	391897	827132	1786459	0.500 40.0	2.00	5.00	10.0	20.0
o-Xylene	CBZ	Ave	42032 3244260	141701	370058	800258	1714051	0.500 40.0	2.00	5.00	10.0	20.0
Styrene	CBZ	Ave	58499 5282379	218043	584911	1238774	2754117	0.500 40.0	2.00	5.00	10.0	20.0
Bromoform	CBZ	Ave	11905 1046895	37417	99286	224237	524846	0.500 40.0	2.00	5.00	10.0	20.0
Isopropylbenzene	CBZ	Ave	100874 8469160	367554	940903	2039030	4436038	0.500 40.0	2.00	5.00	10.0	20.0
1,1,2,2-Tetrachloroethane	DCB	Ave	25486 1654874	89305	210178	427788	921824	0.500 40.0	2.00	5.00	10.0	20.0
Bromobenzene	DCB	Ave	32169 2402831	117906	290802	609877	1280855	0.500 40.0	2.00	5.00	10.0	20.0
1,2,3-Trichloropropane	DCB	Linl	9888 567700	28452	75540	148963	318770	0.500 40.0	2.00	5.00	10.0	20.0
trans-1,4-Dichloro-2-butene	DCB	Ave	5080 428214	17763	48456	96482	230672	0.500 40.0	2.00	5.00	10.0	20.0
n-Propylbenzene	DCB	Ave	26092 2435686	106906	287652	598685	1302242	0.500 40.0	2.00	5.00	10.0	20.0
2-Chlorotoluene	DCB	Ave	30009 2085511	105140	244000	524908	1110184	0.500 40.0	2.00	5.00	10.0	20.0
1,3,5-Trimethylbenzene	DCB	Ave	73348 6901441	297736	792597	1704174	3619931	0.500 40.0	2.00	5.00	10.0	20.0
4-Chlorotoluene	DCB	Ave	29321 2224079	110004	264996	565662	1174111	0.500 40.0	2.00	5.00	10.0	20.0
tert-Butylbenzene	DCB	Ave	74467 6429743	264890	725955	1571227	3329471	0.500 40.0	2.00	5.00	10.0	20.0
1,2,4-Trimethylbenzene	DCB	Ave	83342 7239184	317826	846960	1762986	3762009	0.500 40.0	2.00	5.00	10.0	20.0
sec-Butylbenzene	DCB	Ave	100013 8420262	374672	954164	2060271	4354082	0.500 40.0	2.00	5.00	10.0	20.0
1,3-Dichlorobenzene	DCB	Ave	70431 4546781	233932	564143	1151319	2417675	0.500 40.0	2.00	5.00	10.0	20.0
p-Isopropyltoluene	DCB	Ave	84435 7804496	334791	868376	1916344	4008436	0.500 40.0	2.00	5.00	10.0	20.0
1,4-Dichlorobenzene	DCB	Ave	74976 4618879	235906	577922	1180089	2456509	0.500 40.0	2.00	5.00	10.0	20.0

FORM VI
GC/MS VOA INITIAL CALIBRATION DATA
INTERNAL STANDARD RESPONSE AND CONCENTRATION

Lab Name: TestAmerica Canton Job No.: 240-39266-1 Analy Batch No.: 133298

SDG No.:

Instrument ID: A3UX17 GC Column: DB-624 ID: 0.18(mm) Heated Purge: (Y/N) N

Calibration Start Date: 06/04/2014 10:03 Calibration End Date: 06/04/2014 11:56 Calibration ID: 22621

ANALYTE	IS REF	CURVE TYPE	RESPONSE					CONCENTRATION (UG/L)				
			LVL 1 LVL 6	LVL 2	LVL 3	LVL 4	LVL 5	LVL 1 LVL 6	LVL 2	LVL 3	LVL 4	LVL 5
n-Butylbenzene	DCB	Ave	72501 5823195	246009	643377	1418424	2985921	0.500 40.0	2.00	5.00	10.0	20.0
1,2-Dichlorobenzene	DCB	Ave	65133 4324846	225816	537524	1121150	2326130	0.500 40.0	2.00	5.00	10.0	20.0
1,2-Dibromo-3-Chloropropane	DCB	Ave	3973 352479	14810	38607	80275	194379	0.500 40.0	2.00	5.00	10.0	20.0
1,2,4-Trichlorobenzene	DCB	Ave	44988 3083298	149413	372451	813006	1713720	0.500 40.0	2.00	5.00	10.0	20.0
Hexachlorobutadiene	DCB	Lin1	29004 1269440	77561	177646	358047	696708	0.500 40.0	2.00	5.00	10.0	20.0
Naphthalene	DCB	Ave	73840 6081633	254356	725760	1663912	3651379	0.500 40.0	2.00	5.00	10.0	20.0
1,2,3-Trichlorobenzene	DCB	Ave	48302 2731688	153808	389165	820679	1643679	0.500 40.0	2.00	5.00	10.0	20.0
Dibromofluoromethane (Surr)	FB	Ave	20471 1510451	71402	180415	360387	751750	0.500 40.0	2.00	5.00	10.0	20.0
1,2-Dichloroethane-d4 (Surr)	FB	Ave	25286 1634217	85174	209142	393536	820506	0.500 40.0	2.00	5.00	10.0	20.0
Toluene-d8 (Surr)	CBZ	Ave	81822 6582374	306061	777332	1566691	3324077	0.500 40.0	2.00	5.00	10.0	20.0
4-Bromofluorobenzene (Surr)	CBZ	Ave	30361 2282680	107554	274603	553408	1161917	0.500 40.0	2.00	5.00	10.0	20.0

Curve Type Legend:
Ave = Average ISTD
Lin1 = Linear 1/conc ISTD

FORM VI
GC/MS VOA INITIAL CALIBRATION DATA
INTERNAL STANDARD CURVE EVALUATION

Lab Name: TestAmerica Canton Job No.: 240-39266-1 Analy Batch No.: 133298

SDG No.:

Instrument ID: A3UX17 GC Column: DB-624 ID: 0.18(mm) Heated Purge: (Y/N) N

Calibration Start Date: 06/04/2014 12:19 Calibration End Date: 06/04/2014 14:12 Calibration ID: 22623

Calibration Files:

LEVEL:	LAB SAMPLE ID:	LAB FILE ID:
Level 1	STDA9 240-133298/13	UXR3843.D
Level 2	STDA9 240-133298/12	UXR3842.D
Level 3	STDA9 240-133298/11	UXR3841.D
Level 4	STDA9 240-133298/10	UXR3840.D
Level 5	STDA9 240-133298/9	UXR3839.D
Level 6	STDA9 240-133298/8	UXR3838.D

ANALYTE	RRF					CURVE TYPE	COEFFICIENT			#	MIN RRF	%RSD	#	MAX %RSD	R^2 OR COD	#	MIN R^2 OR COD
	LVL 1 LVL 6	LVL 2	LVL 3	LVL 4	LVL 5		B	M1	M2								
Acetonitrile	0.0301 0.0282	0.0305	0.0270	0.0291	0.0294	Ave		0.0291	NA			4.5		15.0			
Diisopropyl ether	0.2423 0.2635	0.2366	0.2389	0.2482	0.2690	Ave		0.2497				5.4		15.0			
2-Chloro-1,3-butadiene	0.3790 0.4027	0.3607	0.3685	0.3791	0.3969	Ave		0.3812				4.2		15.0			
Ethyl-t-butyl ether (ETBE)	0.7010 0.7245	0.6623	0.6535	0.6921	0.7388	Ave		0.6954				4.8		15.0			
Ethyl acetate	0.1742 0.1808	0.1707	0.1707	0.1784	0.1902	Ave		0.1775				4.2		15.0			
Propionitrile	0.0367 0.0343	0.0348	0.0332	0.0351	0.0365	Ave		0.0351	NA			3.8		15.0			
Methacrylonitrile	0.1390 0.1419	0.1429	0.1380	0.1425	0.1465	Ave		0.1418				2.1		15.0			
Tert-amyl-methyl ether (TAME)	0.5988 0.6560	0.5886	0.5990	0.6218	0.6634	Ave		0.6213				5.1		15.0			
n-Butanol	0.0052 0.0060	0.0054	0.0055	0.0058	0.0061	Ave		0.0057	NA			6.2		15.0			
Ethyl acrylate	0.2337 0.2937	0.2383	0.2407	0.2645	0.2935	Ave		0.2608				11.0		15.0			
Methyl methacrylate	0.1760 0.1991	0.1755	0.1706	0.1888	0.2012	Ave		0.1852				7.1		15.0			
2-Nitropropane	0.0374 0.0466	0.0349	0.0356	0.0385	0.0456	Ave		0.0398	NA			13.0		15.0			
Cyclohexanone	0.0100 0.0116	0.0107	0.0100	0.0106	0.0121	Ave		0.0108	NA			7.9		15.0			
Pentachloroethane	0.2063 0.2691	0.2122	0.2144	0.2346	0.2578	Ave		0.2324				11.0		15.0			
1,2,3-Trimethylbenzene	1.8477 2.4098	1.9181	2.0489	2.2328	2.3381	Ave		2.1326				11.0		15.0			

Note: The m1 coefficient is the same as Ave RRF for an Ave curve type.

FORM VI
GC/MS VOA INITIAL CALIBRATION DATA
INTERNAL STANDARD CURVE EVALUATION

Lab Name: TestAmerica Canton Job No.: 240-39266-1 Analy Batch No.: 133298

SDG No.:

Instrument ID: A3UX17 GC Column: DB-624 ID: 0.18(mm) Heated Purge: (Y/N) N

Calibration Start Date: 06/04/2014 12:19 Calibration End Date: 06/04/2014 14:12 Calibration ID: 22623

ANALYTE	RRF					CURVE TYPE	COEFFICIENT			#	MIN RRF	%RSD	#	MAX %RSD	R^2 OR COD	#	MIN R^2 OR COD
	LVL 1 LVL 6	LVL 2	LVL 3	LVL 4	LVL 5		B	M1	M2								
Benzyl chloride	0.0926 0.1933	0.1067	0.1060	0.1327	0.1614	Qua	-0.083	0.1295	0.0017						1.0000		0.9900
1,3,5-Trichlorobenzene	1.1661 1.1148	1.1371	1.1087	1.1306	1.1309	Ave		1.1314				1.8		15.0			
2-Methylnaphthalene	0.8790	1.0597	1.2084	1.4537	1.4563	Lin1	-1.472	1.4838							0.9980		0.9900
n-Butyl acetate	0.1304 0.1567	0.1131	0.1172	0.1337	0.1499	Ave		0.1335				13.0		15.0			

Note: The m1 coefficient is the same as Ave RRF for an Ave curve type.

FORM VI
GC/MS VOA INITIAL CALIBRATION DATA
INTERNAL STANDARD RESPONSE AND CONCENTRATION

Lab Name: TestAmerica Canton Job No.: 240-39266-1 Analy Batch No.: 133298

SDG No.:

Instrument ID: A3UX17 GC Column: DB-624 ID: 0.18(mm) Heated Purge: (Y/N) N

Calibration Start Date: 06/04/2014 12:19 Calibration End Date: 06/04/2014 14:12 Calibration ID: 22623

Calibration Files:

LEVEL:	LAB SAMPLE ID:	LAB FILE ID:
Level 1	STDA9 240-133298/13	UXR3843.D
Level 2	STDA9 240-133298/12	UXR3842.D
Level 3	STDA9 240-133298/11	UXR3841.D
Level 4	STDA9 240-133298/10	UXR3840.D
Level 5	STDA9 240-133298/9	UXR3839.D
Level 6	STDA9 240-133298/8	UXR3838.D

ANALYTE	IS REF	CURVE TYPE	RESPONSE					CONCENTRATION (UG/L)				
			LVL 1 LVL 6	LVL 2	LVL 3	LVL 4	LVL 5	LVL 1 LVL 6	LVL 2	LVL 3	LVL 4	LVL 5
Acetonitrile	FB	Ave	40225 1591791	82980	187719	403720	817486	10.0 400	20.0	50.0	100	200
Diisopropyl ether	FB	Ave	32345 1489314	64337	166302	344438	746887	1.00 40.0	2.00	5.00	10.0	20.0
2-Chloro-1,3-butadiene	FB	Ave	50590 2276375	98096	256572	526021	1102024	1.00 40.0	2.00	5.00	10.0	20.0
Ethyl-t-butyl ether (ETBE)	FB	Ave	93572 4095629	180103	454956	960406	2051277	1.00 40.0	2.00	5.00	10.0	20.0
Ethyl acetate	FB	Ave	46494 2043725	92856	237675	495154	1056156	2.00 80.0	4.00	10.0	20.0	40.0
Propionitrile	FB	Ave	48995 1936591	94622	231115	486579	1013540	10.0 400	20.0	50.0	100	200
Methacrylonitrile	FB	Ave	185516 8023168	388471	960928	1977463	4067305	10.0 400	20.0	50.0	100	200
Tert-amyl-methyl ether (TAME)	FB	Ave	79937 3708329	160066	417004	862774	1841860	1.00 40.0	2.00	5.00	10.0	20.0
n-Butanol	CBZ	Ave	15074 734879	31462	81568	173200	374678	25.0 1000	50.0	125	250	500
Ethyl acrylate	FB	Ave	31197 1660417	64798	167604	367034	815020	1.00 40.0	2.00	5.00	10.0	20.0
Methyl methacrylate	FB	Ave	46975 2251081	95454	237599	523867	1117059	2.00 80.0	4.00	10.0	20.0	40.0
2-Nitropropane	FB	Ave	9987 527010	18975	49629	106906	253160	2.00 80.0	4.00	10.0	20.0	40.0
Cyclohexanone	DCB	Ave	6760 349736	14718	35416	76819	182784	10.0 400	20.0	50.0	100	200
Pentachloroethane	CBZ	Ave	47665 2628109	98370	253888	556520	1266994	2.00 80.0	4.00	10.0	20.0	40.0
1,2,3-Trimethylbenzene	DCB	Ave	124393 7257979	264299	724851	1616409	3523193	1.00 40.0	2.00	5.00	10.0	20.0
Benzyl chloride	DCB	Qua	6235 582212	14707	37497	96094	243255	1.00 40.0	2.00	5.00	10.0	20.0

FORM VI
GC/MS VOA INITIAL CALIBRATION DATA
INTERNAL STANDARD RESPONSE AND CONCENTRATION

Lab Name: TestAmerica Canton Job No.: 240-39266-1 Analy Batch No.: 133298

SDG No.:

Instrument ID: A3UX17 GC Column: DB-624 ID: 0.18(mm) Heated Purge: (Y/N) N

Calibration Start Date: 06/04/2014 12:19 Calibration End Date: 06/04/2014 14:12 Calibration ID: 22623

ANALYTE	IS REF	CURVE TYPE	RESPONSE					CONCENTRATION (UG/L)				
			LVL 1 LVL 6	LVL 2	LVL 3	LVL 4	LVL 5	LVL 1 LVL 6	LVL 2	LVL 3	LVL 4	LVL 5
1,3,5-Trichlorobenzene	DCB	Ave	78506 3357721	156677	392253	818482	1704126	1.00 40.0	2.00	5.00	10.0	20.0
2-Methylnaphthalene	DCB	Linl	118349	292044	855025	2104805	4388855	2.00	4.00	10.0	20.0	40.0
n-Butyl acetate	CBZ	Ave	15073 764942	26209	69427	158621	368407	1.00 40.0	2.00	5.00	10.0	20.0

Curve Type Legend:
Ave = Average ISTD
Linl = Linear 1/conc ISTD
Qua = Quadratic ISTD

FORM VII
GC/MS VOA CONTINUING CALIBRATION DATA

Lab Name: TestAmerica Canton Job No.: 240-39266-1

SDG No.:

Lab Sample ID: ICV 240-133298/15 Calibration Date: 06/04/2014 14:57

Instrument ID: A3UX17 Calib Start Date: 06/04/2014 10:03

GC Column: DB-624 ID: 0.18(mm) Calib End Date: 06/04/2014 11:56

Lab File ID: UXR3845.D Conc. Units: ng/uL Heated Purge: (Y/N) N

ANALYTE	CURVE TYPE	AVE RRF	RRF	MIN RRF	CALC AMOUNT	SPIKE AMOUNT	%D	MAX %D
Dibromofluoromethane (Surr)	Ave	0.2667	0.2178		0.00728	0.00891	-18.3	50.0
1,2-Dichloroethane-d4 (Surr)	Ave	0.3053	0.2569		0.00750	0.00891	-15.8	50.0
Toluene-d8 (Surr)	Ave	1.315	1.160		0.00787	0.00891	-11.7	50.0
4-Bromofluorobenzene (Surr)	Ave	0.4660	0.4124		0.00789	0.00891	-11.5	50.0

FORM VII
GC/MS VOA CONTINUING CALIBRATION DATA

Lab Name: TestAmerica Canton Job No.: 240-39266-1

SDG No.:

Lab Sample ID: ICV 240-133298/15 Calibration Date: 06/04/2014 14:57

Instrument ID: A3UX17 Calib Start Date: 06/04/2014 12:19

GC Column: DB-624 ID: 0.18(mm) Calib End Date: 06/04/2014 14:12

Lab File ID: UXR3845.D Conc. Units: ng/uL Heated Purge: (Y/N) N

ANALYTE	CURVE TYPE	AVE RRF	RRF	MIN RRF	CALC AMOUNT	SPIKE AMOUNT	%D	MAX %D
Acetonitrile	Ave	0.0291	0.0277		20.0	0.100	-4.6	50.0
Diisopropyl ether	Ave	0.2497	0.2425		10.0	0.0100	-2.9	50.0
2-Chloro-1,3-butadiene	Ave	0.3812	0.3667		2.00	0.0100	-3.8	50.0
Ethyl-t-butyl ether (ETBE)	Ave	0.6954	0.6678		5.00	0.0100	-4.0	50.0
Ethyl acetate	Ave	0.1775	0.1746		4.00	0.0200	-1.6	50.0
Propionitrile	Ave	0.0351	0.0336		4.00	0.100	-4.3	50.0
Methacrylonitrile	Ave	0.1418	0.1380		2.00	0.100	-2.7	50.0
Tert-amyl-methyl ether (TAME)	Ave	0.6213	0.6021		5.00	0.0100	-3.1	50.0
n-Butanol	Ave	0.0057	0.0054		50.0	0.250	-5.6	50.0
Ethyl acrylate	Ave	0.2608	0.2514		1.00	0.0100	-3.6	50.0
Methyl methacrylate	Ave	0.1852	0.1794		2.00	0.0200	-3.1	50.0
2-Nitropropane	Ave	0.0398	0.0368		2.00	0.0200	-7.5	50.0
Cyclohexanone	Ave	0.0108	0.0099		20.0	0.100	-8.6	50.0
Pentachloroethane	Ave	0.2324	0.2277		0.0196	0.0200	-2.0	50.0
1,2,3-Trimethylbenzene	Ave	2.133	2.152		0.0101	0.0100	0.9	50.0
Benzyl chloride	Qua		0.1174		1.00	0.0100	-12.7	50.0
1,3,5-Trichlorobenzene	Ave	1.131	1.048		1.00	0.0100	-7.4	50.0
2-Methylnaphthalene	Lin1		0.7127		5.00	0.0200	-47.0	50.0

FORM VII
GC/MS VOA CONTINUING CALIBRATION DATA

Lab Name: TestAmerica Canton Job No.: 240-39266-1

SDG No.:

Lab Sample ID: ICV 240-133298/32 Calibration Date: 06/04/2014 15:55

Instrument ID: A3UX17 Calib Start Date: 06/04/2014 10:03

GC Column: DB-624 ID: 0.18(mm) Calib End Date: 06/04/2014 11:56

Lab File ID: UXR3847.D Conc. Units: ng/uL Heated Purge: (Y/N) N

ANALYTE	CURVE TYPE	AVE RRF	RRF	MIN RRF	CALC AMOUNT	SPIKE AMOUNT	%D	MAX %D
Dichlorodifluoromethane	Ave	0.3540	0.2444		1.00	0.0100	-31.0	50.0
Chloromethane	Ave	0.2856	0.2388	0.1000	1.00	0.0100	-16.4	50.0
Vinyl chloride	Ave	0.3059	0.2700		1.00	0.0100	-11.7	20.0
Butadiene	Ave	0.2600	0.2119		0.00815	0.0100	-18.5	50.0
Bromomethane	Ave	0.1089	0.0941		1.00	0.0100	-13.6	50.0
Chloroethane	Ave	0.0773	0.0658		1.00	0.0100	-14.9	50.0
Dichlorofluoromethane	Ave	0.2793	0.2558		2.00	0.0100	-8.4	50.0
Trichlorofluoromethane	Ave	0.2909	0.2480		1.00	0.0100	-14.7	50.0
Ethyl ether	Ave	0.2300	0.2158		2.00	0.0100	-6.2	50.0
Acrolein	Ave	0.0224	0.0178		20.0	0.0500	-20.6	50.0
1,1-Dichloroethene	Ave	0.3048	0.2716		1.00	0.0100	-10.9	20.0
1,1,2-Trichloro-1,2,2-trichfluoroethane	Ave	0.2958	0.2700		1.00	0.0100	-8.7	50.0
Acetone	Lin1		0.0730		10.0	0.0200	-2.4	50.0
Iodomethane	Ave	0.5046	0.4658		1.00	0.0100	-7.7	50.0
Carbon disulfide	Ave	0.7709	0.7143		1.00	0.0100	-7.3	50.0
3-Chloro-1-propene	Ave	0.1586	0.1521		2.00	0.0100	-4.1	50.0
Methyl acetate	Ave	0.1734	0.1559		10.0	0.0500	-10.1	50.0
Methylene Chloride	Lin1		0.2916		1.00	0.0100	-3.1	50.0
tert-Butyl alcohol	Ave	0.0178	0.0154		50.0	0.100	-13.7	50.0
Acrylonitrile	Ave	0.0947	0.0872		20.0	0.100	-8.0	50.0
Methyl tert-butyl ether	Ave	0.7565	0.6952		1.00	0.0100	-8.1	50.0
trans-1,2-Dichloroethene	Ave	0.3244	0.3019		1.00	0.0100	-6.9	50.0
Hexane	Ave	0.0848	0.0794		1.00	0.0100	-6.4	20.0
1,1-Dichloroethane	Ave	0.4918	0.4542	0.1000	1.00	0.0100	-7.7	50.0
Vinyl acetate	Ave	0.3399	0.4018		2.00	0.00800	18.2	50.0
2,2-Dichloropropane	Ave	0.2451	0.2234		1.00	0.0100	-8.9	50.0
cis-1,2-Dichloroethene	Ave	0.3347	0.3094		1.00	0.0100	-7.6	50.0
2-Butanone	Ave	0.1027	0.0934		10.0	0.0200	-9.1	50.0
Bromochloromethane	Ave	0.1775	0.1587		1.00	0.0100	-10.6	50.0
Tetrahydrofuran	Ave	0.0626	0.0573		5.00	0.0200	-8.5	50.0
Chloroform	Ave	0.4893	0.4454		1.00	0.0100	-9.0	20.0
1,1,1-Trichloroethane	Ave	0.3703	0.3315		1.00	0.0100	-10.5	50.0
Cyclohexane	Ave	0.4578	0.4432		1.00	0.0100	-3.2	50.0
1,1-Dichloropropene	Ave	0.3803	0.3577		1.00	0.0100	-6.0	50.0
Carbon tetrachloride	Ave	0.3438	0.3053		1.00	0.0100	-11.2	50.0
Isobutyl alcohol	Ave	0.0075	0.0066		50.0	0.250	-12.0	50.0
Benzene	Ave	1.273	1.162		1.00	0.0100	-8.7	50.0
1,2-Dichloroethane	Ave	0.3742	0.3419		1.00	0.0100	-8.6	50.0
n-Heptane	Ave	0.0805	0.0758		1.00	0.0100	-5.9	50.0
Trichloroethene	Ave	0.3785	0.3375		1.00	0.0100	-10.8	50.0

FORM VII
GC/MS VOA CONTINUING CALIBRATION DATA

Lab Name: TestAmerica Canton Job No.: 240-39266-1

SDG No.:

Lab Sample ID: ICV 240-133298/32 Calibration Date: 06/04/2014 15:55

Instrument ID: A3UX17 Calib Start Date: 06/04/2014 10:03

GC Column: DB-624 ID: 0.18(mm) Calib End Date: 06/04/2014 11:56

Lab File ID: UXR3847.D Conc. Units: ng/uL Heated Purge: (Y/N) N

ANALYTE	CURVE TYPE	AVE RRF	RRF	MIN RRF	CALC AMOUNT	SPIKE AMOUNT	%D	MAX %D
Methylcyclohexane	Ave	0.4778	0.4535		1.00	0.0100	-5.1	50.0
1,2-Dichloropropane	Ave	0.2753	0.2545		1.00	0.0100	-7.6	20.0
1,4-Dioxane	Ave	0.0032	0.0028		50.0	0.200	-10.3	50.0
Dibromomethane	Ave	0.1650	0.1480		1.00	0.0100	-10.3	50.0
Bromodichloromethane	Ave	0.3231	0.2925		1.00	0.0100	-9.5	50.0
2-Chloroethyl vinyl ether	Ave	0.1478	0.2419		10.0	0.0120	63.7*	50.0
cis-1,3-Dichloropropene	Ave	0.3794	0.3532		1.00	0.0100	-6.9	50.0
4-Methyl-2-pentanone	Ave	0.1922	0.1821		10.0	0.0200	-5.2	50.0
Toluene	Ave	1.556	1.449		1.00	0.0100	-6.9	20.0
trans-1,3-Dichloropropene	Ave	0.3552	0.3292		1.00	0.0100	-7.3	50.0
Ethyl methacrylate	Ave	0.3143	0.3125		1.00	0.0100	-0.6	50.0
1,1,2-Trichloroethane	Lin1		0.2816		1.00	0.0100	-2.0	50.0
Tetrachloroethene	Ave	0.3847	0.3510		1.00	0.0100	-8.8	50.0
1,3-Dichloropropane	Ave	0.5228	0.4845		1.00	0.0100	-7.3	50.0
2-Hexanone	Ave	0.1537	0.1493		10.0	0.0200	-2.9	50.0
Dibromochloromethane	Ave	0.2832	0.2574		1.00	0.0100	-9.1	50.0
1,2-Dibromoethane	Ave	0.2914	0.2771		1.00	0.0100	-4.9	50.0
Chlorobenzene	Ave	1.089	0.9849	0.3000	1.00	0.0100	-9.6	50.0
1,1,1,2-Tetrachloroethane	Ave	0.3406	0.3153		1.00	0.0100	-7.4	50.0
Ethylbenzene	Ave	0.5501	0.5171		1.00	0.0100	-6.0	20.0
m-Xylene & p-Xylene	Ave	0.6758	0.6601		2.00	0.0100	-2.3	50.0
o-Xylene	Ave	0.6517	0.6183		1.00	0.0100	-5.1	50.0
Styrene	Ave	1.008	0.9821		1.00	0.0100	-2.5	50.0
Bromoform	Ave	0.1876	0.1710	0.1000	1.00	0.0100	-8.8	50.0
Isopropylbenzene	Ave	1.658	1.592		1.00	0.0100	-4.0	50.0
1,1,2,2-Tetrachloroethane	Ave	0.5693	0.5136	0.3000	1.00	0.0100	-9.8	50.0
Bromobenzene	Ave	0.7780	0.7381		1.00	0.0100	-5.1	50.0
1,2,3-Trichloropropane	Lin1		0.1829		1.00	0.0100	-1.4	50.0
trans-1,4-Dichloro-2-butene	Ave	0.1285	0.1176		1.00	0.0100	-8.5	50.0
n-Propylbenzene	Ave	0.7392	0.7537		1.00	0.0100	2.0	50.0
2-Chlorotoluene	Ave	0.6830	0.6469		1.00	0.0100	-5.3	50.0
1,3,5-Trimethylbenzene	Ave	2.071	2.042		1.00	0.0100	-1.4	50.0
4-Chlorotoluene	Ave	0.7163	0.6736		1.00	0.0100	-6.0	50.0
tert-Butylbenzene	Ave	1.931	1.861		1.00	0.0100	-3.6	50.0
1,2,4-Trimethylbenzene	Ave	2.205	2.167		1.00	0.0100	-1.7	50.0
sec-Butylbenzene	Ave	2.570	2.478		1.00	0.0100	-3.6	50.0
1,3-Dichlorobenzene	Ave	1.531	1.401		1.00	0.0100	-8.5	50.0
p-Isopropyltoluene	Ave	2.324	2.284		1.00	0.0100	-1.7	50.0
1,4-Dichlorobenzene	Ave	1.573	1.448		1.00	0.0100	-7.9	50.0
n-Butylbenzene	Ave	1.768	1.706		1.00	0.0100	-3.5	50.0
1,2-Dichlorobenzene	Ave	1.460	1.328		1.00	0.0100	-9.0	50.0

FORM VII
GC/MS VOA CONTINUING CALIBRATION DATA

Lab Name: TestAmerica Canton Job No.: 240-39266-1

SDG No.:

Lab Sample ID: ICV 240-133298/32 Calibration Date: 06/04/2014 15:55

Instrument ID: A3UX17 Calib Start Date: 06/04/2014 10:03

GC Column: DB-624 ID: 0.18(mm) Calib End Date: 06/04/2014 11:56

Lab File ID: UXR3847.D Conc. Units: ng/uL Heated Purge: (Y/N) N

ANALYTE	CURVE TYPE	AVE RRF	RRF	MIN RRF	CALC AMOUNT	SPIKE AMOUNT	%D	MAX %D
1,2-Dibromo-3-Chloropropane	Ave	0.1052	0.0973		2.00	0.0100	-7.5	50.0
1,2,4-Trichlorobenzene	Ave	1.026	0.9141		1.00	0.0100	-10.9	50.0
Hexachlorobutadiene	Lin1		0.4193		1.00	0.0100	-1.1	50.0
Naphthalene	Ave	1.952	1.783		1.00	0.0100	-8.7	50.0
1,2,3-Trichlorobenzene	Ave	1.029	0.8869		1.00	0.0100	-13.8	50.0
Dibromofluoromethane (Surr)	Ave	0.2667	0.2198		0.00735	0.00891	-17.6	50.0
1,2-Dichloroethane-d4 (Surr)	Ave	0.3053	0.2402		0.00701	0.00891	-21.3	50.0
Toluene-d8 (Surr)	Ave	1.315	1.129		0.00765	0.00891	-14.1	50.0
4-Bromofluorobenzene (Surr)	Ave	0.4660	0.3983		0.00762	0.00891	-14.5	50.0

FORM V
GC/MS VOA INSTRUMENT PERFORMANCE CHECK
BROMOFLUOROBENZENE (BFB)

Lab Name: TestAmerica Canton Job No.: 240-39266-1

SDG No.:

Lab File ID: BFB204.D BFB Injection Date: 07/09/2014

Instrument ID: A3UX17 BFB Injection Time: 09:29

Analysis Batch No.: 137768

M/E	ION ABUNDANCE CRITERIA	% RELATIVE ABUNDANCE	
50	15.0 - 40.0 % of mass 95	16.4	
75	30.0 - 60.0 % of mass 95	48.3	
95	Base Peak, 100% relative abundance	100.0	
96	5.0 - 9.0 % of mass 95	7.5	
173	Less than 2.0 % of mass 174	0.5	(0.5)1
174	50.0 - 120.00 % of mass 95	106.4	
175	5.0 - 9.0 % of mass 174	6.5	(6.1)1
176	95.0 - 101.0 % of mass 174	102.5	(96.3)1
177	5.0 - 9.0 % of mass 176	6.5	(6.3)2

1-Value is % mass 174 2-Value is % mass 176

THIS CHECK APPLIES TO THE FOLLOWING SAMPLES, MS, MSD, BLANKS AND STANDARDS:

CLIENT SAMPLE ID	LAB SAMPLE ID	LAB FILE ID	DATE ANALYZED	TIME ANALYZED
	CCV 240-137768/3	UXR4539.D	07/09/2014	10:35
	CCVIS 240-137768/2	UXR4540.D	07/09/2014	10:58
	LCS 240-137768/4	UXR4541.D	07/09/2014	11:21
	MB 240-137768/6	UXR4543.D	07/09/2014	12:06
MSA-SW37A-070714	240-39266-1	UXR4544.D	07/09/2014	12:32
MSA-SW37B-070714	240-39266-2	UXR4545.D	07/09/2014	12:55
MSA-SW37C-070714	240-39266-3	UXR4546.D	07/09/2014	13:17
MSA-SW37D-070714	240-39266-4	UXR4547.D	07/09/2014	13:40
MSA-SW38A-070714	240-39266-5	UXR4548.D	07/09/2014	14:03
MSA-SW38B-070714	240-39266-6	UXR4549.D	07/09/2014	14:25
MSA-SW38C-070714	240-39266-7	UXR4550.D	07/09/2014	14:48
MSA-SW38D-070714	240-39266-8	UXR4551.D	07/09/2014	15:11
MSA-SW39A-070714	240-39266-9	UXR4552.D	07/09/2014	15:33
MSA-SW39B-070714	240-39266-10	UXR4553.D	07/09/2014	15:55
MSA-SW39C-070714	240-39266-11	UXR4554.D	07/09/2014	16:18
MSA-SW39D-070714	240-39266-12	UXR4555.D	07/09/2014	16:41
MSA-SW40A-070714	240-39266-13	UXR4556.D	07/09/2014	17:03
MSA-SW40B-070714	240-39266-14	UXR4557.D	07/09/2014	17:26
MSA-SW40C-070714	240-39266-15	UXR4558.D	07/09/2014	17:49
MSA-SW40D-070714	240-39266-16	UXR4559.D	07/09/2014	18:11
MSA-SW41A-070714	240-39266-17	UXR4560.D	07/09/2014	18:34
MSA-SW41C-070714	240-39266-19	UXR4562.D	07/09/2014	19:19
MSA-SW41D-070714	240-39266-20	UXR4563.D	07/09/2014	19:42
MSA-SW37A-070714 MS	240-39266-1 MS	UXR4564.D	07/09/2014	20:04
MSA-SW37A-070714 MSD	240-39266-1 MSD	UXR4565.D	07/09/2014	20:27

FORM VII
GC/MS VOA CONTINUING CALIBRATION DATA

Lab Name: TestAmerica Canton Job No.: 240-39266-1

SDG No.:

Lab Sample ID: CCV 240-137768/3 Calibration Date: 07/09/2014 10:35

Instrument ID: A3UX17 Calib Start Date: 06/04/2014 12:19

GC Column: DB-624 ID: 0.18(mm) Calib End Date: 06/04/2014 14:12

Lab File ID: UXR4539.D Conc. Units: ng/uL Heated Purge: (Y/N) N

ANALYTE	CURVE TYPE	AVE RRF	RRF	MIN RRF	CALC AMOUNT	SPIKE AMOUNT	%D	MAX %D
Acetonitrile	Ave	0.0291	0.0238	NA	20.0	0.100	-18.2	50.0
Diisopropyl ether	Ave	0.2497	0.1930		10.0	0.0100	-22.7	50.0
2-Chloro-1,3-butadiene	Ave	0.3812	0.3083		2.00	0.0100	-19.1	50.0
Ethyl-t-butyl ether (ETBE)	Ave	0.6954	0.5020		5.00	0.0100	-27.8	50.0
Ethyl acetate	Ave	0.1775	0.1462		4.00	0.0200	-17.6	50.0
Propionitrile	Ave	0.0351	0.0296	NA	4.00	0.100	-15.6	50.0
Methacrylonitrile	Ave	0.1418	0.1212		2.00	0.100	-14.5	50.0
Tert-amyl-methyl ether (TAME)	Ave	0.6213	0.4430		5.00	0.0100	-28.7	50.0
n-Butanol	Ave	0.0057	0.0042	NA	50.0	0.250	-26.7 NA	50.0
Ethyl acrylate	Ave	0.2608	0.2048		1.00	0.0100	-21.5 NA	50.0
Methyl methacrylate	Ave	0.1852	0.1552		2.00	0.0200	-16.2	50.0
2-Nitropropane	Ave	0.0398	0.0327	NA	2.00	0.0200	-17.9	50.0
Cyclohexanone	Ave	0.0108	0.0078	NA	20.0	0.100	-28.3 NA	50.0
Pentachloroethane	Ave	0.2324	0.2386		0.0205	0.0200	2.7	50.0
1,2,3-Trimethylbenzene	Ave	2.133	2.233		0.0105	0.0100	4.7	50.0
Benzyl chloride	Qua		0.1251		1.00	0.0100	-7.8	50.0
1,3,5-Trichlorobenzene	Ave	1.131	1.073		1.00	0.0100	-5.1	50.0
2-Methylnaphthalene	Lin1		0.5238		5.00	0.0200	-59.7* NA	50.0

FORM VII
GC/MS VOA CONTINUING CALIBRATION DATA

Lab Name: TestAmerica Canton Job No.: 240-39266-1

SDG No.:

Lab Sample ID: CCVIS 240-137768/2 Calibration Date: 07/09/2014 10:58

Instrument ID: A3UX17 Calib Start Date: 06/04/2014 10:03

GC Column: DB-624 ID: 0.18(mm) Calib End Date: 06/04/2014 11:56

Lab File ID: UXR4540.D Conc. Units: ng/uL Heated Purge: (Y/N) N

ANALYTE	CURVE TYPE	AVE RRF	RRF	MIN RRF	CALC AMOUNT	SPIKE AMOUNT	%D	MAX %D
Dichlorodifluoromethane	Ave	0.3540	0.2847		1.00	0.0100	-19.6	50.0
Chloromethane	Ave	0.2856	0.2811	0.1000	1.00	0.0100	-1.6	50.0
Vinyl chloride	Ave	0.3059	0.3204		1.00	0.0100	4.7	20.0
Butadiene	Ave	0.2600	0.2964		0.0114	0.0100	14.0	50.0
Bromomethane	Ave	0.1089	0.1127		1.00	0.0100	3.6	50.0
Chloroethane	Ave	0.0773	0.1460		1.00	0.0100	88.8*	50.0
Dichlorofluoromethane	Ave	0.2793	0.2670		2.00	0.0100	-4.4	50.0
Trichlorofluoromethane	Ave	0.2909	0.3113		1.00	0.0100	7.0	50.0
Ethyl ether	Ave	0.2300	0.2035		2.00	0.0100	-11.5	50.0
Acrolein	Ave	0.0224	0.0086	NA	20.0	0.0500	-61.7*	NA 50.0
1,1-Dichloroethene	Ave	0.3048	0.2802		1.00	0.0100	-8.1	20.0
1,1,2-Trichloro-1,2,2-trichfluoroethane	Ave	0.2958	0.2734		1.00	0.0100	-7.6	50.0
Acetone	Lin1		0.0722		10.0	0.0200	-3.6	50.0
Iodomethane	Ave	0.5046	0.3913		1.00	0.0100	-22.5	NA 50.0
Carbon disulfide	Ave	0.7709	0.6204		1.00	0.0100	-19.5	NA 50.0
3-Chloro-1-propene	Ave	0.1586	0.1280		2.00	0.0100	-19.3	50.0
Methyl acetate	Ave	0.1734	0.1536		10.0	0.0500	-11.4	50.0
Methylene Chloride	Lin1		0.3061	✓	1.00	0.0100	2.0	50.0
tert-Butyl alcohol	Ave	0.0178	0.0127		50.0	0.100	-28.6	50.0
Acrylonitrile	Ave	0.0947	0.0861		20.0	0.100	-9.1	50.0
Methyl tert-butyl ether	Ave	0.7565	0.6206		1.00	0.0100	-18.0	50.0
trans-1,2-Dichloroethene	Ave	0.3244	0.2957		1.00	0.0100	-8.9	50.0
Hexane	Ave	0.0848	0.0763		1.00	0.0100	-10.0	20.0
1,1-Dichloroethane	Ave	0.4918	0.4285	0.1000	1.00	0.0100	-12.9	50.0
Vinyl acetate	Ave	0.3399	0.2553		2.00	0.00960	-24.9	50.0
2,2-Dichloropropane	Ave	0.2451	0.1836		1.00	0.0100	-25.1	50.0
cis-1,2-Dichloroethene	Ave	0.3347	0.2984		1.00	0.0100	-10.9	50.0
2-Butanone	Ave	0.1027	0.0947		10.0	0.0200	-7.8	50.0
Bromochloromethane	Ave	0.1775	0.1540		1.00	0.0100	-13.2	50.0
Tetrahydrofuran	Ave	0.0626	0.0533		5.00	0.0200	-14.8	50.0
Chloroform	Ave	0.4893	0.4582		1.00	0.0100	-6.4	20.0
1,1,1-Trichloroethane	Ave	0.3703	0.2998		1.00	0.0100	-19.0	50.0
Cyclohexane	Ave	0.4578	0.4062		1.00	0.0100	-11.3	50.0
1,1-Dichloropropene	Ave	0.3803	0.3433		1.00	0.0100	-9.7	50.0
Carbon tetrachloride	Ave	0.3438	0.3118		1.00	0.0100	-9.3	50.0
Isobutyl alcohol	Ave	0.0075	0.0079	NA	50.0	0.250	4.9	50.0
Benzene	Ave	1.273	1.132		1.00	0.0100	-11.1	50.0
1,2-Dichloroethane	Ave	0.3742	0.3551		1.00	0.0100	-5.1	50.0
n-Heptane	Ave	0.0805	0.0680		1.00	0.0100	-15.5	50.0
Trichloroethene	Ave	0.3785	0.3227		1.00	0.0100	-14.7	50.0

FORM VII
GC/MS VOA CONTINUING CALIBRATION DATA

Lab Name: TestAmerica Canton Job No.: 240-39266-1

SDG No.:

Lab Sample ID: CCVIS 240-137768/2 Calibration Date: 07/09/2014 10:58

Instrument ID: A3UX17 Calib Start Date: 06/04/2014 10:03

GC Column: DB-624 ID: 0.18(mm) Calib End Date: 06/04/2014 11:56

Lab File ID: UXR4540.D Conc. Units: ng/uL Heated Purge: (Y/N) N

ANALYTE	CURVE TYPE	AVE RRF	RRF	MIN RRF	CALC AMOUNT	SPIKE AMOUNT	%D	MAX %D
Methylcyclohexane	Ave	0.4778	0.4366		1.00	0.0100	-8.6	50.0
1,2-Dichloropropane	Ave	0.2753	0.2438		1.00	0.0100	-11.5	20.0
1,4-Dioxane	Ave	0.0032	0.0025	NA	50.0	0.200	-20.5	NA 50.0
Dibromomethane	Ave	0.1650	0.1577		1.00	0.0100	-4.4	50.0
Bromodichloromethane	Ave	0.3231	0.2989		1.00	0.0100	-7.5	50.0
2-Chloroethyl vinyl ether	Ave	0.1478	0.1322		10.0	0.0200	-10.5	50.0
cis-1,3-Dichloropropene	Ave	0.3794	0.3157		1.00	0.0100	-16.8	50.0
4-Methyl-2-pentanone	Ave	0.1922	0.1777		10.0	0.0200	-7.5	50.0
Toluene	Ave	1.556	1.686		1.00	0.0100	8.3	20.0
trans-1,3-Dichloropropene	Ave	0.3552	0.3395		1.00	0.0100	-4.4	50.0
Ethyl methacrylate	Ave	0.3143	0.3329		1.00	0.0100	5.9	50.0
1,1,2-Trichloroethane	Lin1		0.3246		1.00	0.0100	13.3	50.0
Tetrachloroethene	Ave	0.3847	0.4016		1.00	0.0100	4.4	50.0
1,3-Dichloropropane	Ave	0.5228	0.5471		1.00	0.0100	4.7	50.0
2-Hexanone	Ave	0.1537	0.1698		10.0	0.0200	10.4	50.0
Dibromochloromethane	Ave	0.2832	0.3002		1.00	0.0100	6.0	50.0
1,2-Dibromoethane	Ave	0.2914	0.3046		1.00	0.0100	4.5	50.0
Chlorobenzene	Ave	1.089	1.113	0.3000	1.00	0.0100	2.2	50.0
1,1,1,2-Tetrachloroethane	Ave	0.3406	0.3494		1.00	0.0100	2.6	50.0
Ethylbenzene	Ave	0.5501	0.6004		1.00	0.0100	9.1	20.0
m-Xylene & p-Xylene	Ave	0.6758	0.7297		2.00	0.0100	8.0	50.0
o-Xylene	Ave	0.6517	0.6913		1.00	0.0100	6.1	50.0
Styrene	Ave	1.008	1.100		1.00	0.0100	9.2	50.0
Bromoform	Ave	0.1876	0.1890	0.1000	1.00	0.0100	0.8	50.0
Isopropylbenzene	Ave	1.658	1.809		1.00	0.0100	9.1	50.0
1,1,2,2-Tetrachloroethane	Ave	0.5693	0.5825	0.3000	1.00	0.0100	2.3	50.0
Bromobenzene	Ave	0.7780	0.7910		1.00	0.0100	1.7	50.0
1,2,3-Trichloropropane	Lin1		0.2150		1.00	0.0100	16.3	50.0
trans-1,4-Dichloro-2-butene	Ave	0.1285	0.1125		1.00	0.0100	-12.5	50.0
n-Propylbenzene	Ave	0.7392	0.8074		1.00	0.0100	9.2	50.0
2-Chlorotoluene	Ave	0.6830	0.6826		1.00	0.0100	-0.0	50.0
1,3,5-Trimethylbenzene	Ave	2.071	2.277		1.00	0.0100	9.9	50.0
4-Chlorotoluene	Ave	0.7163	0.7457		1.00	0.0100	4.1	50.0
tert-Butylbenzene	Ave	1.931	2.002		1.00	0.0100	3.7	50.0
1,2,4-Trimethylbenzene	Ave	2.205	2.399		1.00	0.0100	8.8	50.0
sec-Butylbenzene	Ave	2.570	2.694		1.00	0.0100	4.8	50.0
1,3-Dichlorobenzene	Ave	1.531	1.593		1.00	0.0100	4.0	50.0
p-Isopropyltoluene	Ave	2.324	2.458		1.00	0.0100	5.8	50.0
1,4-Dichlorobenzene	Ave	1.573	1.611		1.00	0.0100	2.4	50.0
n-Butylbenzene	Ave	1.768	1.876		1.00	0.0100	6.1	50.0
1,2-Dichlorobenzene	Ave	1.460	1.529		1.00	0.0100	4.7	50.0

FORM VII
GC/MS VOA CONTINUING CALIBRATION DATA

Lab Name: TestAmerica Canton Job No.: 240-39266-1

SDG No.:

Lab Sample ID: CCVIS 240-137768/2 Calibration Date: 07/09/2014 10:58

Instrument ID: A3UX17 Calib Start Date: 06/04/2014 10:03

GC Column: DB-624 ID: 0.18(mm) Calib End Date: 06/04/2014 11:56

Lab File ID: UXR4540.D Conc. Units: ng/uL Heated Purge: (Y/N) N

ANALYTE	CURVE TYPE	AVE RRF	RRF	MIN RRF	CALC AMOUNT	SPIKE AMOUNT	%D	MAX %D
1,2-Dibromo-3-Chloropropane	Ave	0.1052	0.0940		2.00	0.0100	-10.6	50.0
1,2,4-Trichlorobenzene	Ave	1.026	0.8761		1.00	0.0100	-14.6	50.0
Hexachlorobutadiene	Lin1		0.4241		1.00	0.0100	0.1	50.0
Naphthalene	Ave	1.952	1.618		1.00	0.0100	-17.1	50.0
1,2,3-Trichlorobenzene	Ave	1.029	0.8645		1.00	0.0100	-16.0	50.0
Dibromofluoromethane (Surr)	Ave	0.2667	0.2162		0.00722	0.00891	-18.9	50.0
1,2-Dichloroethane-d4 (Surr)	Ave	0.3053	0.2533		0.00739	0.00891	-17.0	50.0
Toluene-d8 (Surr)	Ave	1.315	1.233		0.00835	0.00891	-6.2	50.0
4-Bromofluorobenzene (Surr)	Ave	0.4660	0.4343		0.00830	0.00891	-6.8	50.0

FORM V
GC/MS VOA INSTRUMENT PERFORMANCE CHECK
BROMOFLUOROBENZENE (BFB)

Lab Name: TestAmerica Canton Job No.: 240-39266-1

SDG No.:

Lab File ID: BFB205.D BFB Injection Date: 07/10/2014

Instrument ID: A3UX17 BFB Injection Time: 10:57

Analysis Batch No.: 137993

M/E	ION ABUNDANCE CRITERIA	% RELATIVE ABUNDANCE	
50	15.0 - 40.0 % of mass 95	16.3	
75	30.0 - 60.0 % of mass 95	48.1	
95	Base Peak, 100% relative abundance	100.0	
96	5.0 - 9.0 % of mass 95	7.1	
173	Less than 2.0 % of mass 174	0.8	(0.7)1
174	50.0 - 120.00 % of mass 95	109.5	
175	5.0 - 9.0 % of mass 174	6.8	(6.2)1
176	95.0 - 101.0 % of mass 174	106.0	(96.8)1
177	5.0 - 9.0 % of mass 176	6.3	(6.0)2

1-Value is % mass 174 2-Value is % mass 176

THIS CHECK APPLIES TO THE FOLLOWING SAMPLES, MS, MSD, BLANKS AND STANDARDS:

CLIENT SAMPLE ID	LAB SAMPLE ID	LAB FILE ID	DATE ANALYZED	TIME ANALYZED
	CCVIS 240-137993/2	UXR4566.D	07/10/2014	11:28
	CCV 240-137993/3	UXR4567.D	07/10/2014	11:50
	LCS 240-137993/4	UXR4568.D	07/10/2014	12:13
	MB 240-137993/6	UXR4570.D	07/10/2014	12:58
MSA-SW41B-070714	240-39266-18	UXR4587.D	07/10/2014	19:59
TB-070714	240-39266-41	UXR4588.D	07/10/2014	20:22
	240-39216-B-11 MS	UXR4591.D	07/10/2014	21:29
	240-39216-B-11 MSD	UXR4592.D	07/10/2014	21:52

FORM VII
GC/MS VOA CONTINUING CALIBRATION DATA

Lab Name: TestAmerica Canton Job No.: 240-39266-1

SDG No.:

Lab Sample ID: CCVIS 240-137993/2 Calibration Date: 07/10/2014 11:28

Instrument ID: A3UX17 Calib Start Date: 06/04/2014 10:03

GC Column: DB-624 ID: 0.18(mm) Calib End Date: 06/04/2014 11:56

Lab File ID: UXR4566.D Conc. Units: ng/uL Heated Purge: (Y/N) N

ANALYTE	CURVE TYPE	AVE RRF	RRF	MIN RRF	CALC AMOUNT	SPIKE AMOUNT	%D	MAX %D
Dichlorodifluoromethane	Ave	0.3540	0.2603		1.00	0.0100	-26.5	50.0
Chloromethane	Ave	0.2856	0.2718	0.1000	1.00	0.0100	-4.8	50.0
Vinyl chloride	Ave	0.3059	0.3070		1.00	0.0100	0.4	20.0
Butadiene	Ave	0.2600	0.2644		0.0102	0.0100	1.7	50.0
Bromomethane	Ave	0.1089	0.1146		1.00	0.0100	5.3	50.0
Chloroethane	Ave	0.0773	0.1417		1.00	0.0100	83.2*	50.0
Dichlorofluoromethane	Ave	0.2793	0.2822		2.00	0.0100	1.1	50.0
Trichlorofluoromethane	Ave	0.2909	0.3044		1.00	0.0100	4.6	50.0
Ethyl ether	Ave	0.2300	0.2129		2.00	0.0100	-7.4	50.0
Acrolein	Ave	0.0224	0.0190	NA	20.0	0.0500	-15.6	50.0
1,1-Dichloroethene	Ave	0.3048	0.2861		1.00	0.0100	-6.1	20.0
1,1,2-Trichloro-1,2,2-trichfluoroethane	Ave	0.2958	0.2727		1.00	0.0100	-7.8	50.0
Acetone	Lin1		0.0636		10.0	0.0200	-15.6	50.0
Iodomethane	Ave	0.5046	0.4084		1.00	0.0100	-19.1	50.0
Carbon disulfide	Ave	0.7709	0.6816		1.00	0.0100	-11.6	50.0
3-Chloro-1-propene	Ave	0.1586	0.1312		2.00	0.0100	-17.3	50.0
Methyl acetate	Ave	0.1734	0.1533		10.0	0.0500	-11.6	50.0
Methylene Chloride	Lin1		0.3356		1.00	0.0100	12.6	50.0
tert-Butyl alcohol	Ave	0.0178	0.0125		50.0	0.100	-29.6	50.0
Acrylonitrile	Ave	0.0947	0.0866		20.0	0.100	-8.6	50.0
Methyl tert-butyl ether	Ave	0.7565	0.6207		1.00	0.0100	-17.9	50.0
trans-1,2-Dichloroethene	Ave	0.3244	0.2978		1.00	0.0100	-8.2	50.0
Hexane	Ave	0.0848	0.0687		1.00	0.0100	-18.9	20.0
1,1-Dichloroethane	Ave	0.4918	0.4356	0.1000	1.00	0.0100	-11.4	50.0
Vinyl acetate	Ave	0.3399	0.2663		2.00	0.00960	-21.6	50.0
2,2-Dichloropropane	Ave	0.2451	0.1795		1.00	0.0100	-26.8	50.0
cis-1,2-Dichloroethene	Ave	0.3347	0.2945		1.00	0.0100	-12.0	50.0
2-Butanone	Ave	0.1027	0.0860		10.0	0.0200	-16.3	50.0
Bromochloromethane	Ave	0.1775	0.1600		1.00	0.0100	-9.9	50.0
Tetrahydrofuran	Ave	0.0626	0.0510		5.00	0.0200	-18.5	50.0
Chloroform	Ave	0.4893	0.4669		1.00	0.0100	-4.6	20.0
1,1,1-Trichloroethane	Ave	0.3703	0.3046		1.00	0.0100	-17.7	50.0
Cyclohexane	Ave	0.4578	0.3950		1.00	0.0100	-13.7	50.0
1,1-Dichloropropene	Ave	0.3803	0.3472		1.00	0.0100	-8.7	50.0
Carbon tetrachloride	Ave	0.3438	0.3260		1.00	0.0100	-5.2	50.0
Isobutyl alcohol	Ave	0.0075	0.0074	NA	50.0	0.250	-1.2	50.0
Benzene	Ave	1.273	1.159		1.00	0.0100	-9.0	50.0
1,2-Dichloroethane	Ave	0.3742	0.3669		1.00	0.0100	-2.0	50.0
n-Heptane	Ave	0.0805	0.0648		1.00	0.0100	-19.5	50.0
Trichloroethene	Ave	0.3785	0.3287		1.00	0.0100	-13.2	50.0

FORM VII
GC/MS VOA CONTINUING CALIBRATION DATA

Lab Name: TestAmerica Canton Job No.: 240-39266-1

SDG No.:

Lab Sample ID: CCVIS 240-137993/2 Calibration Date: 07/10/2014 11:28

Instrument ID: A3UX17 Calib Start Date: 06/04/2014 10:03

GC Column: DB-624 ID: 0.18(mm) Calib End Date: 06/04/2014 11:56

Lab File ID: UXR4566.D Conc. Units: ng/uL Heated Purge: (Y/N) N

ANALYTE	CURVE TYPE	AVE RRF	RRF	MIN RRF	CALC AMOUNT	SPIKE AMOUNT	%D	MAX %D
Methylcyclohexane	Ave	0.4778	0.4146		1.00	0.0100	-13.2	50.0
1,2-Dichloropropane	Ave	0.2753	0.2505		1.00	0.0100	-9.0	20.0
1,4-Dioxane	Ave	0.0032	0.0025	NA	50.0	0.200	-20.4	NA 50.0
Dibromomethane	Ave	0.1650	0.1620		1.00	0.0100	-1.8	50.0
Bromodichloromethane	Ave	0.3231	0.3144		1.00	0.0100	-2.7	50.0
2-Chloroethyl vinyl ether	Ave	0.1478	0.1315		10.0	0.0200	-11.0	50.0
cis-1,3-Dichloropropene	Ave	0.3794	0.3260		1.00	0.0100	-14.1	50.0
4-Methyl-2-pentanone	Ave	0.1922	0.1708		10.0	0.0200	-11.1	50.0
Toluene	Ave	1.556	1.704		1.00	0.0100	9.5	20.0
trans-1,3-Dichloropropene	Ave	0.3552	0.3536		1.00	0.0100	-0.5	50.0
Ethyl methacrylate	Ave	0.3143	0.3243		1.00	0.0100	3.2	50.0
1,1,2-Trichloroethane	Lin1		0.3303		1.00	0.0100	15.3	50.0
Tetrachloroethene	Ave	0.3847	0.4129		1.00	0.0100	7.3	50.0
1,3-Dichloropropane	Ave	0.5228	0.5708		1.00	0.0100	9.2	50.0
2-Hexanone	Ave	0.1537	0.1568		10.0	0.0200	2.0	50.0
Dibromochloromethane	Ave	0.2832	0.3262		1.00	0.0100	15.2	50.0
1,2-Dibromoethane	Ave	0.2914	0.3128		1.00	0.0100	7.3	50.0
Chlorobenzene	Ave	1.089	1.134	0.3000	1.00	0.0100	4.1	50.0
1,1,1,2-Tetrachloroethane	Ave	0.3406	0.3684		1.00	0.0100	8.2	50.0
Ethylbenzene	Ave	0.5501	0.6066		1.00	0.0100	10.3	20.0
m-Xylene & p-Xylene	Ave	0.6758	0.7381		2.00	0.0100	9.2	50.0
o-Xylene	Ave	0.6517	0.7031		1.00	0.0100	7.9	50.0
Styrene	Ave	1.008	1.130		1.00	0.0100	12.1	50.0
Bromoform	Ave	0.1876	0.2063	0.1000	1.00	0.0100	10.0	50.0
Isopropylbenzene	Ave	1.658	1.797		1.00	0.0100	8.4	50.0
1,1,2,2-Tetrachloroethane	Ave	0.5693	0.5824	0.3000	1.00	0.0100	2.3	50.0
Bromobenzene	Ave	0.7780	0.7990		1.00	0.0100	2.7	50.0
1,2,3-Trichloropropane	Lin1		0.2134		1.00	0.0100	15.4	50.0
trans-1,4-Dichloro-2-butene	Ave	0.1285	0.1264		1.00	0.0100	-1.6	50.0
n-Propylbenzene	Ave	0.7392	0.7914		1.00	0.0100	7.1	50.0
2-Chlorotoluene	Ave	0.6830	0.7025		1.00	0.0100	2.9	50.0
1,3,5-Trimethylbenzene	Ave	2.071	2.282		1.00	0.0100	10.2	50.0
4-Chlorotoluene	Ave	0.7163	0.7522		1.00	0.0100	5.0	50.0
tert-Butylbenzene	Ave	1.931	1.995		1.00	0.0100	3.3	50.0
1,2,4-Trimethylbenzene	Ave	2.205	2.412		1.00	0.0100	9.4	50.0
sec-Butylbenzene	Ave	2.570	2.719		1.00	0.0100	5.8	50.0
1,3-Dichlorobenzene	Ave	1.531	1.616		1.00	0.0100	5.5	50.0
p-Isopropyltoluene	Ave	2.324	2.474		1.00	0.0100	6.5	50.0
1,4-Dichlorobenzene	Ave	1.573	1.613		1.00	0.0100	2.5	50.0
n-Butylbenzene	Ave	1.768	1.840		1.00	0.0100	4.1	50.0
1,2-Dichlorobenzene	Ave	1.460	1.549		1.00	0.0100	6.0	50.0

FORM VII
GC/MS VOA CONTINUING CALIBRATION DATA

Lab Name: TestAmerica Canton Job No.: 240-39266-1

SDG No.:

Lab Sample ID: CCVIS 240-137993/2 Calibration Date: 07/10/2014 11:28

Instrument ID: A3UX17 Calib Start Date: 06/04/2014 10:03

GC Column: DB-624 ID: 0.18(mm) Calib End Date: 06/04/2014 11:56

Lab File ID: UXR4566.D Conc. Units: ng/uL Heated Purge: (Y/N) N

ANALYTE	CURVE TYPE	AVE RRF	RRF	MIN RRF	CALC AMOUNT	SPIKE AMOUNT	%D	MAX %D
1,2-Dibromo-3-Chloropropane	Ave	0.1052	0.0939		2.00	0.0100	-10.7	50.0
1,2,4-Trichlorobenzene	Ave	1.026	0.8451		1.00	0.0100	-17.7	50.0
Hexachlorobutadiene	Lin1		0.4113		1.00	0.0100	-3.1	50.0
Naphthalene	Ave	1.952	1.520		1.00	0.0100	-22.1	50.0
1,2,3-Trichlorobenzene	Ave	1.029	0.8422		1.00	0.0100	-18.2	50.0
Dibromofluoromethane (Surr)	Ave	0.2667	0.2117		0.00707	0.00891	-20.6	50.0
1,2-Dichloroethane-d4 (Surr)	Ave	0.3053	0.2474		0.00722	0.00891	-19.0	50.0
Toluene-d8 (Surr)	Ave	1.315	1.197		0.00811	0.00891	-9.0	50.0
4-Bromofluorobenzene (Surr)	Ave	0.4660	0.4201		0.00803	0.00891	-9.8	50.0

NA

FORM VII
GC/MS VOA CONTINUING CALIBRATION DATA

Lab Name: TestAmerica Canton Job No.: 240-39266-1

SDG No.:

Lab Sample ID: CCV 240-137993/3 Calibration Date: 07/10/2014 11:50

Instrument ID: A3UX17 Calib Start Date: 06/04/2014 12:19

GC Column: DB-624 ID: 0.18(mm) Calib End Date: 06/04/2014 14:12

Lab File ID: UXR4567.D Conc. Units: ng/uL Heated Purge: (Y/N) N

ANALYTE	CURVE TYPE	AVE RRF	RRF	MIN RRF	CALC AMOUNT	SPIKE AMOUNT	%D	MAX %D
Acetonitrile	Ave	0.0291	0.0249	NA	20.0	0.100	-14.4	50.0
Diisopropyl ether	Ave	0.2497	0.1912		10.0	0.0100	-23.4	50.0
2-Chloro-1,3-butadiene	Ave	0.3812	0.3082		2.00	0.0100	-19.1	50.0
Ethyl-t-butyl ether (ETBE)	Ave	0.6954	0.5125		5.00	0.0100	-26.3	50.0
Ethyl acetate	Ave	0.1775	0.1496		4.00	0.0200	-15.7	50.0
Propionitrile	Ave	0.0351	0.0297	NA	4.00	0.100	-15.4	50.0
Methacrylonitrile	Ave	0.1418	0.1245		2.00	0.100	-12.2	50.0
Tert-amyl-methyl ether (TAME)	Ave	0.6213	0.4472		5.00	0.0100	-28.0	50.0
n-Butanol	Ave	0.0057	0.0045	NA	50.0	0.250	-21.7	NA 50.0
Ethyl acrylate	Ave	0.2608	0.2066		1.00	0.0100	-20.8	NA 50.0
Methyl methacrylate	Ave	0.1852	0.1554		2.00	0.0200	-16.1	50.0
2-Nitropropane	Ave	0.0398	0.0323	NA	2.00	0.0200	-18.9	50.0
Cyclohexanone	Ave	0.0108	0.0081	NA	20.0	0.100	-25.4	NA 50.0
Pentachloroethane	Ave	0.2324	0.2385		0.0205	0.0200	2.6	50.0
1,2,3-Trimethylbenzene	Ave	2.133	2.270		0.0106	0.0100	6.5	50.0
Benzyl chloride	Qua		0.1211		1.00	0.0100	-10.3	50.0
1,3,5-Trichlorobenzene	Ave	1.131	1.080		1.00	0.0100	-4.5	50.0
2-Methylnaphthalene	Lin1		0.4889		5.00	0.0200	-62.1*	NA 50.0

FORM IV
GC/MS VOA METHOD BLANK SUMMARY

Lab Name: TestAmerica Canton Job No.: 240-39266-1

SDG No.:

Lab File ID: UXR4570.D Lab Sample ID: MB 240-137993/6

Matrix: Water Heated Purge: (Y/N) N

Instrument ID: A3UX17 Date Analyzed: 07/10/2014 12:58

GC Column: DB-624 ID: 0.18 (mm)

THIS METHOD BLANK APPLIES TO THE FOLLOWING SAMPLES:

CLIENT SAMPLE ID	LAB SAMPLE ID	LAB FILE ID	DATE ANALYZED
	LCS 240-137993/4	UXR4568.D	07/10/2014 12:13
MSA-SW41B-070714	240-39266-18	UXR4587.D	07/10/2014 19:59
TB-070714	240-39266-41	UXR4588.D	07/10/2014 20:22
	240-39216-B-11 MS	UXR4591.D	07/10/2014 21:29
	240-39216-B-11 MSD	UXR4592.D	07/10/2014 21:52

FORM I
GC/MS VOA ORGANICS ANALYSIS DATA SHEET

Lab Name: TestAmerica Canton | Job No.: 240-39266-1

SDG No.:

Client Sample ID: | Lab Sample ID: MB 240-137993/6

Matrix: Water | Lab File ID: UXR4570.D

Analysis Method: 8260B | Date Collected:

Sample wt/vol: 5(mL) | Date Analyzed: 07/10/2014 12:58

Soil Aliquot Vol: | Dilution Factor: 1

Soil Extract Vol.: | GC Column: DB-624 ID: 0.18(mm)

% Moisture: | Level: (low/med) Low

Analysis Batch No.: 137993 | Units: ug/L

CAS NO.	COMPOUND NAME	RESULT	Q	RL	MDL
630-20-6	1,1,1,2-Tetrachloroethane	1.0	U	1.0	0.23
71-55-6	1,1,1-Trichloroethane	1.0	U	1.0	0.22
79-34-5	1,1,2,2-Tetrachloroethane	1.0	U	1.0	0.18
76-13-1	1,1,2-Trichloro-1,2,2-trichfluoroeth ane	1.0	U	1.0	0.28
75-34-3	1,1-Dichloroethane	1.0	U	1.0	0.15
75-35-4	1,1-Dichloroethene	1.0	U	1.0	0.19
563-58-6	1,1-Dichloropropene	1.0	U	1.0	0.13
87-61-6	1,2,3-Trichlorobenzene	1.0	U	1.0	0.17
96-18-4	1,2,3-Trichloropropane	1.0	U	1.0	0.43
526-73-8	1,2,3-Trimethylbenzene	5.0	U	5.0	0.0059
120-82-1	1,2,4-Trichlorobenzene	1.0	U	1.0	0.15
95-63-6	1,2,4-Trimethylbenzene	1.0	U	1.0	0.12
96-12-8	1,2-Dibromo-3-Chloropropane	5.0	U	5.0	0.67
106-93-4	1,2-Dibromoethane	1.0	U	1.0	0.24
95-50-1	1,2-Dichlorobenzene	1.0	U	1.0	0.13
107-06-2	1,2-Dichloroethane	1.0	U	1.0	0.22
78-87-5	1,2-Dichloropropane	1.0	U	1.0	0.18
541-73-1	1,3-Dichlorobenzene	1.0	U	1.0	0.14
142-28-9	1,3-Dichloropropane	1.0	U	1.0	0.16
106-46-7	1,4-Dichlorobenzene	1.0	U	1.0	0.13
594-20-7	2,2-Dichloropropane	1.0	U	1.0	0.13
78-93-3	2-Butanone	5.0	U	5.0	0.57
110-75-8	2-Chloroethyl vinyl ether	10	U	10	0.99
95-49-8	2-Chlorotoluene	1.0	U	1.0	0.11
591-78-6	2-Hexanone	5.0	U	5.0	0.41
106-43-4	4-Chlorotoluene	1.0	U	1.0	0.18
108-10-1	4-Methyl-2-pentanone	5.0	U	5.0	0.32
67-64-1	Acetone	5.0	U	5.0	1.1
71-43-2	Benzene	1.0	U	1.0	0.13
108-86-1	Bromobenzene	1.0	U	1.0	0.13
74-97-5	Bromochloromethane	1.0	U	1.0	0.29
75-27-4	Bromodichloromethane	1.0	U	1.0	0.15
75-25-2	Bromoform	1.0	U	1.0	0.64
74-83-9	Bromomethane	1.0	U	1.0	0.41
75-15-0	Carbon disulfide	1.0	U	1.0	0.13

FORM I
GC/MS VOA ORGANICS ANALYSIS DATA SHEET

Lab Name: TestAmerica Canton | Job No.: 240-39266-1

SDG No.:

Client Sample ID: | Lab Sample ID: MB 240-137993/6

Matrix: Water | Lab File ID: UXR4570.D

Analysis Method: 8260B | Date Collected:

Sample wt/vol: 5(mL) | Date Analyzed: 07/10/2014 12:58

Soil Aliquot Vol: | Dilution Factor: 1

Soil Extract Vol.: | GC Column: DB-624 ID: 0.18(mm)

% Moisture: | Level: (low/med) Low

Analysis Batch No.: 137993 | Units: ug/L

CAS NO.	COMPOUND NAME	RESULT	Q	RL	MDL
56-23-5	Carbon tetrachloride	1.0	U	1.0	0.13
108-90-7	Chlorobenzene	1.0	U	1.0	0.15
75-00-3	Chloroethane	1.0	U	1.0	0.29
67-66-3	Chloroform	1.0	U	1.0	0.16
74-87-3	Chloromethane	1.0	U	1.0	0.30
156-59-2	cis-1,2-Dichloroethene	1.0	U	1.0	0.17
10061-01-5	cis-1,3-Dichloropropene	1.0	U	1.0	0.14
124-48-1	Dibromochloromethane	1.0	U	1.0	0.18
74-95-3	Dibromomethane	1.0	U	1.0	0.28
75-71-8	Dichlorodifluoromethane	1.0	U	1.0	0.31
108-20-3	Diisopropyl ether	5.0	U	5.0	1.5
100-41-4	Ethylbenzene	1.0	U	1.0	0.17
637-92-3	Ethyl-t-butyl ether (ETBE)	5.0	U	5.0	0.11
87-68-3	Hexachlorobutadiene	1.0	U	1.0	0.30
98-82-8	Isopropylbenzene	1.0	U	1.0	0.13
1634-04-4	Methyl tert-butyl ether	1.0	U	1.0	0.17
75-09-2	Methylene Chloride	1.90		1.0	0.33
179601-23-1	m-Xylene & p-Xylene	2.0	U	2.0	0.24
91-20-3	Naphthalene	1.0	U	1.0	0.24
104-51-8	n-Butylbenzene	1.0	U	1.0	0.12
103-65-1	n-Propylbenzene	1.0	U	1.0	0.14
95-47-6	o-Xylene	1.0	U	1.0	0.14
99-87-6	p-Isopropyltoluene	1.0	U	1.0	0.12
135-98-8	sec-Butylbenzene	1.0	U	1.0	0.13
100-42-5	Styrene	1.0	U	1.0	0.11
994-05-8	Tert-amyl-methyl ether (TAME)	5.0	U	5.0	0.067
75-65-0	tert-Butyl alcohol	20	U	20	3.9
98-06-6	tert-Butylbenzene	1.0	U	1.0	0.13
127-18-4	Tetrachloroethene	1.0	U	1.0	0.29
108-88-3	Toluene	1.0	U	1.0	0.13
156-60-5	trans-1,2-Dichloroethene	1.0	U	1.0	0.19
10061-02-6	trans-1,3-Dichloropropene	1.0	U	1.0	0.19
79-01-6	Trichloroethene	1.0	U	1.0	0.17
75-69-4	Trichlorofluoromethane	1.0	U	1.0	0.21
108-05-4	Vinyl acetate	2.0	U	2.0	0.19
75-01-4	Vinyl chloride	0.50	U	0.50	0.22

FORM I
GC/MS VOA ORGANICS ANALYSIS DATA SHEET

Lab Name: TestAmerica Canton | Job No.: 240-39266-1

SDG No.:

Client Sample ID: | Lab Sample ID: MB 240-137993/6

Matrix: Water | Lab File ID: UXR4570.D

Analysis Method: 8260B | Date Collected:

Sample wt/vol: 5(mL) | Date Analyzed: 07/10/2014 12:58

Soil Aliquot Vol: | Dilution Factor: 1

Soil Extract Vol.: | GC Column: DB-624 ID: 0.18(mm)

% Moisture: | Level: (low/med) Low

Analysis Batch No.: 137993 | Units: ug/L

CAS NO.	COMPOUND NAME	RESULT	Q	RL	MDL
1330-20-7	Xylenes, Total	2.0	U	2.0	0.14

CAS NO.	SURROGATE	%REC	Q	LIMITS
17060-07-0	1,2-Dichloroethane-d4 (Surr)	91		63-129
460-00-4	4-Bromofluorobenzene (Surr)	74		66-120
1868-53-7	Dibromofluoromethane (Surr)	87		75-121
2037-26-5	Toluene-d8 (Surr)	87		74-120

FORM IV
GC/MS VOA METHOD BLANK SUMMARY

Lab Name: TestAmerica Canton Job No.: 240-39266-1

SDG No.:

Lab File ID: UXR4543.D Lab Sample ID: MB 240-137768/6

Matrix: Water Heated Purge:(Y/N) N

Instrument ID: A3UX17 Date Analyzed: 07/09/2014 12:06

GC Column: DB-624 ID: 0.18(mm)

THIS METHOD BLANK APPLIES TO THE FOLLOWING SAMPLES:

CLIENT SAMPLE ID	LAB SAMPLE ID	LAB FILE ID	DATE ANALYZED
	LCS 240-137768/4	UXR4541.D	07/09/2014 11:21
MSA-SW37A-070714	240-39266-1	UXR4544.D	07/09/2014 12:32
MSA-SW37B-070714	240-39266-2	UXR4545.D	07/09/2014 12:55
MSA-SW37C-070714	240-39266-3	UXR4546.D	07/09/2014 13:17
MSA-SW37D-070714	240-39266-4	UXR4547.D	07/09/2014 13:40
MSA-SW38A-070714	240-39266-5	UXR4548.D	07/09/2014 14:03
MSA-SW38B-070714	240-39266-6	UXR4549.D	07/09/2014 14:25
MSA-SW38C-070714	240-39266-7	UXR4550.D	07/09/2014 14:48
MSA-SW38D-070714	240-39266-8	UXR4551.D	07/09/2014 15:11
MSA-SW39A-070714	240-39266-9	UXR4552.D	07/09/2014 15:33
MSA-SW39B-070714	240-39266-10	UXR4553.D	07/09/2014 15:55
MSA-SW39C-070714	240-39266-11	UXR4554.D	07/09/2014 16:18
MSA-SW39D-070714	240-39266-12	UXR4555.D	07/09/2014 16:41
MSA-SW40A-070714	240-39266-13	UXR4556.D	07/09/2014 17:03
MSA-SW40B-070714	240-39266-14	UXR4557.D	07/09/2014 17:26
MSA-SW40C-070714	240-39266-15	UXR4558.D	07/09/2014 17:49
MSA-SW40D-070714	240-39266-16	UXR4559.D	07/09/2014 18:11
MSA-SW41A-070714	240-39266-17	UXR4560.D	07/09/2014 18:34
MSA-SW41C-070714	240-39266-19	UXR4562.D	07/09/2014 19:19
MSA-SW41D-070714	240-39266-20	UXR4563.D	07/09/2014 19:42
MSA-SW37A-070714 MS	240-39266-1 MS	UXR4564.D	07/09/2014 20:04
MSA-SW37A-070714 MSD	240-39266-1 MSD	UXR4565.D	07/09/2014 20:27

FORM I
GC/MS VOA ORGANICS ANALYSIS DATA SHEET

Lab Name: TestAmerica Canton | Job No.: 240-39266-1

SDG No.:

Client Sample ID: | Lab Sample ID: MB 240-137768/6

Matrix: Water | Lab File ID: UXR4543.D

Analysis Method: 8260B | Date Collected:

Sample wt/vol: 5(mL) | Date Analyzed: 07/09/2014 12:06

Soil Aliquot Vol: | Dilution Factor: 1

Soil Extract Vol.: | GC Column: DB-624 ID: 0.18(mm)

% Moisture: | Level: (low/med) Low

Analysis Batch No.: 137768 | Units: ug/L

CAS NO.	COMPOUND NAME	RESULT	Q	RL	MDL
630-20-6	1,1,1,2-Tetrachloroethane	1.0	U	1.0	0.23
71-55-6	1,1,1-Trichloroethane	1.0	U	1.0	0.22
79-34-5	1,1,2,2-Tetrachloroethane	1.0	U	1.0	0.18
76-13-1	1,1,2-Trichloro-1,2,2-trichfluoroeth ane	1.0	U	1.0	0.28
75-34-3	1,1-Dichloroethane	1.0	U	1.0	0.15
75-35-4	1,1-Dichloroethene	1.0	U	1.0	0.19
563-58-6	1,1-Dichloropropene	1.0	U	1.0	0.13
87-61-6	1,2,3-Trichlorobenzene	1.0	U	1.0	0.17
96-18-4	1,2,3-Trichloropropane	1.0	U	1.0	0.43
526-73-8	1,2,3-Trimethylbenzene	5.0	U	5.0	0.0059
120-82-1	1,2,4-Trichlorobenzene	1.0	U	1.0	0.15
95-63-6	1,2,4-Trimethylbenzene	1.0	U	1.0	0.12
96-12-8	1,2-Dibromo-3-Chloropropane	5.0	U	5.0	0.67
106-93-4	1,2-Dibromoethane	1.0	U	1.0	0.24
95-50-1	1,2-Dichlorobenzene	1.0	U	1.0	0.13
107-06-2	1,2-Dichloroethane	1.0	U	1.0	0.22
78-87-5	1,2-Dichloropropane	1.0	U	1.0	0.18
541-73-1	1,3-Dichlorobenzene	1.0	U	1.0	0.14
142-28-9	1,3-Dichloropropane	1.0	U	1.0	0.16
106-46-7	1,4-Dichlorobenzene	1.0	U	1.0	0.13
594-20-7	2,2-Dichloropropane	1.0	U	1.0	0.13
78-93-3	2-Butanone	5.0	U	5.0	0.57
110-75-8	2-Chloroethyl vinyl ether	10	U	10	0.99
95-49-8	2-Chlorotoluene	1.0	U	1.0	0.11
591-78-6	2-Hexanone	5.0	U	5.0	0.41
106-43-4	4-Chlorotoluene	1.0	U	1.0	0.18
108-10-1	4-Methyl-2-pentanone	5.0	U	5.0	0.32
67-64-1	Acetone	5.0	U	5.0	1.1
71-43-2	Benzene	1.0	U	1.0	0.13
108-86-1	Bromobenzene	1.0	U	1.0	0.13
74-97-5	Bromochloromethane	1.0	U	1.0	0.29
75-27-4	Bromodichloromethane	1.0	U	1.0	0.15
75-25-2	Bromoform	1.0	U	1.0	0.64
74-83-9	Bromomethane	1.0	U	1.0	0.41
75-15-0	Carbon disulfide	1.0	U	1.0	0.13

FORM I
GC/MS VOA ORGANICS ANALYSIS DATA SHEET

Lab Name: TestAmerica Canton | Job No.: 240-39266-1

SDG No.:

Client Sample ID: | Lab Sample ID: MB 240-137768/6

Matrix: Water | Lab File ID: UXR4543.D

Analysis Method: 8260B | Date Collected:

Sample wt/vol: 5(mL) | Date Analyzed: 07/09/2014 12:06

Soil Aliquot Vol: | Dilution Factor: 1

Soil Extract Vol.: | GC Column: DB-624 ID: 0.18(mm)

% Moisture: | Level: (low/med) Low

Analysis Batch No.: 137768 | Units: ug/L

CAS NO.	COMPOUND NAME	RESULT	Q	RL	MDL
56-23-5	Carbon tetrachloride	1.0	U	1.0	0.13
108-90-7	Chlorobenzene	1.0	U	1.0	0.15
75-00-3	Chloroethane	1.0	U	1.0	0.29
67-66-3	Chloroform	1.0	U	1.0	0.16
74-87-3	Chloromethane	1.0	U	1.0	0.30
156-59-2	cis-1,2-Dichloroethene	1.0	U	1.0	0.17
10061-01-5	cis-1,3-Dichloropropene	1.0	U	1.0	0.14
124-48-1	Dibromochloromethane	1.0	U	1.0	0.18
74-95-3	Dibromomethane	1.0	U	1.0	0.28
75-71-8	Dichlorodifluoromethane	1.0	U	1.0	0.31
108-20-3	Diisopropyl ether	5.0	U	5.0	1.5
100-41-4	Ethylbenzene	1.0	U	1.0	0.17
637-92-3	Ethyl-t-butyl ether (ETBE)	5.0	U	5.0	0.11
87-68-3	Hexachlorobutadiene	1.0	U	1.0	0.30
98-82-8	Isopropylbenzene	1.0	U	1.0	0.13
1634-04-4	Methyl tert-butyl ether	1.0	U	1.0	0.17
75-09-2	Methylene Chloride	0.516	J	1.0	0.33
179601-23-1	m-Xylene & p-Xylene	2.0	U	2.0	0.24
91-20-3	Naphthalene	1.0	U	1.0	0.24
104-51-8	n-Butylbenzene	1.0	U	1.0	0.12
103-65-1	n-Propylbenzene	1.0	U	1.0	0.14
95-47-6	o-Xylene	1.0	U	1.0	0.14
99-87-6	p-Isopropyltoluene	1.0	U	1.0	0.12
135-98-8	sec-Butylbenzene	1.0	U	1.0	0.13
100-42-5	Styrene	1.0	U	1.0	0.11
994-05-8	Tert-amyl-methyl ether (TAME)	5.0	U	5.0	0.067
75-65-0	tert-Butyl alcohol	20	U	20	3.9
98-06-6	tert-Butylbenzene	1.0	U	1.0	0.13
127-18-4	Tetrachloroethene	1.0	U	1.0	0.29
108-88-3	Toluene	1.0	U	1.0	0.13
156-60-5	trans-1,2-Dichloroethene	1.0	U	1.0	0.19
10061-02-6	trans-1,3-Dichloropropene	1.0	U	1.0	0.19
79-01-6	Trichloroethene	1.0	U	1.0	0.17
75-69-4	Trichlorofluoromethane	1.0	U	1.0	0.21
108-05-4	Vinyl acetate	2.0	U	2.0	0.19
75-01-4	Vinyl chloride	0.50	U	0.50	0.22

FORM I
GC/MS VOA ORGANICS ANALYSIS DATA SHEET

Lab Name: TestAmerica Canton | Job No.: 240-39266-1

SDG No.:

Client Sample ID: | Lab Sample ID: MB 240-137768/6

Matrix: Water | Lab File ID: UXR4543.D

Analysis Method: 8260B | Date Collected:

Sample wt/vol: 5(mL) | Date Analyzed: 07/09/2014 12:06

Soil Aliquot Vol: | Dilution Factor: 1

Soil Extract Vol.: | GC Column: DB-624 ID: 0.18(mm)

% Moisture: | Level: (low/med) Low

Analysis Batch No.: 137768 | Units: ug/L

CAS NO.	COMPOUND NAME	RESULT	Q	RL	MDL
1330-20-7	Xylenes, Total	2.0	U	2.0	0.14

CAS NO.	SURROGATE	%REC	Q	LIMITS
17060-07-0	1,2-Dichloroethane-d4 (Surr)	85		63-129
460-00-4	4-Bromofluorobenzene (Surr)	71		66-120
1868-53-7	Dibromofluoromethane (Surr)	81		75-121
2037-26-5	Toluene-d8 (Surr)	79		74-120

FORM V
GC/MS VOA INSTRUMENT PERFORMANCE CHECK
BROMOFLUOROBENZENE (BFB)

Lab Name: TestAmerica Canton Job No.: 240-39266-1

SDG No.:

Lab File ID: BFB2636.D BFB Injection Date: 04/03/2014

Instrument ID: A3UX9 BFB Injection Time: 17:08

Analysis Batch No.: 125194

M/E	ION ABUNDANCE CRITERIA	% RELATIVE ABUNDANCE	
50	15.0 - 40.0 % of mass 95	17.7	
75	30.0 - 60.0 % of mass 95	48.9	
95	Base Peak, 100% relative abundance	100.0	
96	5.0 - 9.0 % of mass 95	6.0	
173	Less than 2.0 % of mass 174	0.6	(0.8)1
174	50.0 - 120.00 % of mass 95	81.1	
175	5.0 - 9.0 % of mass 174	6.1	(7.5)1
176	95.0 - 101.0 % of mass 174	78.1	(96.3)1
177	5.0 - 9.0 % of mass 176	4.4	(5.7)2

1-Value is % mass 174 2-Value is % mass 176

THIS CHECK APPLIES TO THE FOLLOWING SAMPLES, MS, MSD, BLANKS AND STANDARDS:

CLIENT SAMPLE ID	LAB SAMPLE ID	LAB FILE ID	DATE ANALYZED	TIME ANALYZED
	STD 240-125194/9	UX942604.D	04/03/2014	19:50
	STD 240-125194/10	UX942605.D	04/03/2014	20:13
	STD 240-125194/11	UX942606.D	04/03/2014	20:35
	STD 240-125194/12	UX942607.D	04/03/2014	20:58
	STD 240-125194/13	UX942608.D	04/03/2014	21:20
	STD 240-125194/14	UX942609.D	04/03/2014	21:41

FORM VI
GC/MS VOA INITIAL CALIBRATION DATA
INTERNAL STANDARD CURVE EVALUATION

Lab Name: TestAmerica Canton Job No.: 240-39266-1 Analy Batch No.: 125194

SDG No.:

Instrument ID: A3UX9 GC Column: DB-624 ID: 0.18(mm) Heated Purge: (Y/N) N

Calibration Start Date: 04/03/2014 19:50 Calibration End Date: 04/03/2014 21:41 Calibration ID: 21588

Calibration Files:

LEVEL:	LAB SAMPLE ID:	LAB FILE ID:
Level 1	STD 240-125194/14	UX942609.D
Level 2	STD 240-125194/13	UX942608.D
Level 3	STD 240-125194/12	UX942607.D
Level 4	STD 240-125194/11	UX942606.D
Level 5	STD 240-125194/10	UX942605.D
Level 6	STD 240-125194/9	UX942604.D

ANALYTE	RRF					CURVE TYPE	COEFFICIENT			#	MIN RRF	%RSD	#	MAX %RSD	R^2 OR COD	#	MIN R^2 OR COD
	LVL 1 LVL 6	LVL 2	LVL 3	LVL 4	LVL 5		B	M1	M2								
Acetonitrile	0.0413 0.0396	0.0484	0.0321	0.0369	0.0388	Ave		0.0395	NA			14.0		15.0			
Diisopropyl ether	0.3519 0.3386	0.3156	0.3543	0.3586	0.3349	Ave		0.3423				4.7		15.0			
2-Chloro-1,3-butadiene	0.4991 0.5270	0.5044	0.5331	0.5693	0.5303	Ave		0.5272				4.7		15.0			
Ethyl-t-butyl ether (ETBE)	1.1383 1.0221	1.1792	1.0391	1.0716	1.0766	Ave		1.0878				5.5		15.0			
Ethyl acetate	0.2595 0.1983	0.2147	0.2090	0.2095	0.2050	Ave		0.2160				10.0		15.0			
Propionitrile	0.0454 0.0438	0.0490	0.0418	0.0455	0.0445	Ave		0.0450	NA			5.3		15.0			
Methacrylonitrile	0.2005 0.1751	0.2170	0.1929	0.1982	0.1932	Ave		0.1962				6.9		15.0			
Tert-amyl-methyl ether (TAME)	1.1174 1.0027	1.1609	1.0205	1.0675	1.0443	Ave		1.0689				5.6		15.0			
n-Butanol	0.0074 0.0090	0.0100	0.0079	0.0091	0.0089	Ave		0.0087	NA			11.0		15.0			
Ethyl acrylate	0.3679 0.4011	0.4138	0.3805	0.4049	0.4043	Ave		0.3954				4.4		15.0			
Methyl methacrylate	0.2813 0.2882	0.3253	0.2887	0.3039	0.2975	Ave		0.2975				5.3		15.0			
2-Nitropropane	+++++ 0.0844	0.0942	0.0756	0.0757	0.0811	Ave		0.0822				9.3		15.0			
1-Chlorohexane	0.6364 0.5325	0.6543	0.5382	0.5328	0.4481	Ave		0.5570				14.0		15.0			
Cyclohexanone	+++++ 0.0269	0.0375	0.0288	0.0276	0.0276	Ave		0.0297	NA			15.0		15.0			
Pentachloroethane	0.6762 0.6543	0.5652	0.5378	0.6458	0.6783	Ave		0.6263				9.6		15.0			

Note: The m1 coefficient is the same as Ave RRF for an Ave curve type.

FORM VI
GC/MS VOA INITIAL CALIBRATION DATA
INTERNAL STANDARD CURVE EVALUATION

Lab Name: TestAmerica Canton Job No.: 240-39266-1 Analy Batch No.: 125194

SDG No.:

Instrument ID: A3UX9 GC Column: DB-624 ID: 0.18(mm) Heated Purge: (Y/N) N

Calibration Start Date: 04/03/2014 19:50 Calibration End Date: 04/03/2014 21:41 Calibration ID: 21588

ANALYTE	RRF					CURVE TYPE	COEFFICIENT			#	MIN RRF	%RSD	#	MAX %RSD	R^2 OR COD	#	MIN R^2 OR COD
	LVL 1 LVL 6	LVL 2	LVL 3	LVL 4	LVL 5		B	M1	M2								
1,2,3-Trimethylbenzene	3.9994 3.2747	3.9190	3.5328	3.6948	3.6657	Ave		3.6811				7.1		15.0			
Benzyl chloride	0.3864 0.5281	0.4101	0.4431	0.4580	0.5235	Ave		0.4582				13.0		15.0			
1,3,5-Trichlorobenzene	2.4673 1.3663	2.4038	1.5538	1.5774	1.5121	Lin1	0.7280	1.4267							0.9960		0.9900
2-Methylnaphthalene	3.1742 +++++	5.2680	1.7402	1.7408	1.5334	Lin	5.5341	1.4906							0.9950		0.9900
n-Butyl acetate	0.4401 0.4236	0.4628	0.4243	0.3989	0.4185	Ave		0.4280				5.0		15.0			

Note: The m1 coefficient is the same as Ave RRF for an Ave curve type.

FORM VI
GC/MS VOA INITIAL CALIBRATION DATA
INTERNAL STANDARD RESPONSE AND CONCENTRATION

Lab Name: TestAmerica Canton Job No.: 240-39266-1 Analy Batch No.: 125194

SDG No.:

Instrument ID: A3UX9 GC Column: DB-624 ID: 0.18(mm) Heated Purge: (Y/N) N

Calibration Start Date: 04/03/2014 19:50 Calibration End Date: 04/03/2014 21:41 Calibration ID: 21588

Calibration Files:

LEVEL:	LAB SAMPLE ID:	LAB FILE ID:
Level 1	STD 240-125194/14	UX942609.D
Level 2	STD 240-125194/13	UX942608.D
Level 3	STD 240-125194/12	UX942607.D
Level 4	STD 240-125194/11	UX942606.D
Level 5	STD 240-125194/10	UX942605.D
Level 6	STD 240-125194/9	UX942604.D

ANALYTE	IS REF	CURVE TYPE	RESPONSE					CONCENTRATION (UG/L)				
			LVL 1 LVL 6	LVL 2	LVL 3	LVL 4	LVL 5	LVL 1 LVL 6	LVL 2	LVL 3	LVL 4	LVL 5
Acetonitrile	FB	Ave	10566 1843671	25206	174495	401860	886805	5.00 800	10.0	100	200	400
Diisopropyl ether	FB	Ave	8997 1575177	16429	192434	390484	765380	0.500 80.0	1.00	10.0	20.0	40.0
2-Chloro-1,3-butadiene	FB	Ave	12759 2451209	26256	289505	619968	1211779	0.500 80.0	1.00	10.0	20.0	40.0
Ethyl-t-butyl ether (ETBE)	FB	Ave	29099 4754477	61385	564340	1167012	2460372	0.500 80.0	1.00	10.0	20.0	40.0
Ethyl acetate	FB	Ave	13267 1844483	22350	227035	456206	936786	1.00 160	2.00	20.0	40.0	80.0
Propionitrile	FB	Ave	11596 2037679	25506	227172	495350	1017544	5.00 800	10.0	100	200	400
Methacrylonitrile	FB	Ave	51253 8144409	112972	1047664	2158516	4415814	5.00 800	10.0	100	200	400
Tert-amyl-methyl ether (TAME)	FB	Ave	28565 4664455	60433	554195	1162604	2386525	0.500 80.0	1.00	10.0	20.0	40.0
n-Butanol	FB	Ave	4744 1051724	13052	107617	248714	506040	12.5 2000	25.0	250	500	1000
Ethyl acrylate	FB	Ave	9405 1865886	21542	206632	440931	923871	0.500 80.0	1.00	10.0	20.0	40.0
Methyl methacrylate	FB	Ave	14380 2681420	33866	313613	661885	1359769	1.00 160	2.00	20.0	40.0	80.0
2-Nitropropane	FB	Ave	+++++ 785332	9809	82087	164917	370864	+++++ 160	2.00	20.0	40.0	80.0
1-Chlorohexane	CBZ	Ave	14071 1996397	29902	240109	500228	857533	0.500 80.0	1.00	10.0	20.0	40.0
Cyclohexanone	DCB	Ave	+++++ 514618	8352	64120	125355	256988	+++++ 800	10.0	100	200	400
Pentachloroethane	DCB	Ave	14700 2504125	25154	239836	586219	1262190	1.00 160	2.00	20.0	40.0	80.0
1,2,3-Trimethylbenzene	DCB	Ave	43470 6265944	87211	787785	1676863	3410597	0.500 80.0	1.00	10.0	20.0	40.0

FORM VI
GC/MS VOA INITIAL CALIBRATION DATA
INTERNAL STANDARD RESPONSE AND CONCENTRATION

Lab Name: TestAmerica Canton Job No.: 240-39266-1 Analy Batch No.: 125194

SDG No.:

Instrument ID: A3UX9 GC Column: DB-624 ID: 0.18(mm) Heated Purge: (Y/N) N

Calibration Start Date: 04/03/2014 19:50 Calibration End Date: 04/03/2014 21:41 Calibration ID: 21588

ANALYTE	IS REF	CURVE TYPE	RESPONSE					CONCENTRATION (UG/L)				
			LVL 1 LVL 6	LVL 2	LVL 3	LVL 4	LVL 5	LVL 1 LVL 6	LVL 2	LVL 3	LVL 4	LVL 5
Benzyl chloride	DCB	Ave	4200 1010474	9126	98817	207870	487030	0.500 80.0	1.00	10.0	20.0	40.0
1,3,5-Trichlorobenzene	DCB	Linl	26818 2614342	53494	346479	715893	1406871	0.500 80.0	1.00	10.0	20.0	40.0
2-Methylnaphthalene	DCB	Lin	69002 +++++	234465	776124	1580093	2853420	1.00 +++++	2.00	20.0	40.0	80.0
n-Butyl acetate	CBZ	Ave	9731 1588237	21150	189320	374532	800910	0.500 80.0	1.00	10.0	20.0	40.0

Curve Type Legend:

Ave = Average ISTD
Lin = Linear ISTD
Linl = Linear 1/conc ISTD

FORM V
GC/MS VOA INSTRUMENT PERFORMANCE CHECK
BROMOFLUOROBENZENE (BFB)

Lab Name: TestAmerica Canton Job No.: 240-39266-1

SDG No.:

Lab File ID: BFB2726.D BFB Injection Date: 06/30/2014

Instrument ID: A3UX9 BFB Injection Time: 16:30

Analysis Batch No.: 136736

M/E	ION ABUNDANCE CRITERIA	% RELATIVE ABUNDANCE	
50	15.0 - 40.0 % of mass 95	19.8	
75	30.0 - 60.0 % of mass 95	54.1	
95	Base Peak, 100% relative abundance	100.0	
96	5.0 - 9.0 % of mass 95	7.4	
173	Less than 2.0 % of mass 174	0.8	(0.9)1
174	50.0 - 120.00 % of mass 95	96.6	
175	5.0 - 9.0 % of mass 174	6.8	(7.0)1
176	95.0 - 101.0 % of mass 174	92.6	(95.8)1
177	5.0 - 9.0 % of mass 176	6.2	(6.7)2

1-Value is % mass 174 2-Value is % mass 176

THIS CHECK APPLIES TO THE FOLLOWING SAMPLES, MS, MSD, BLANKS AND STANDARDS:

CLIENT SAMPLE ID	LAB SAMPLE ID	LAB FILE ID	DATE ANALYZED	TIME ANALYZED
	STD8260 240-136736/3	UX944588.D	06/30/2014	17:01
	STD8260 240-136736/4	UX944589.D	06/30/2014	17:24
	STD8260 240-136736/5	UX944590.D	06/30/2014	17:48
	STD8260 240-136736/6	UX944591.D	06/30/2014	18:10
	STD8260 240-136736/7	UX944592.D	06/30/2014	18:34
	STD8260 240-136736/8	UX944593.D	06/30/2014	18:56
	ICV 240-136736/9	UX944594.D	06/30/2014	19:20

FORM VI
GC/MS VOA INITIAL CALIBRATION DATA
INTERNAL STANDARD CURVE EVALUATION

Lab Name: TestAmerica Canton Job No.: 240-39266-1 Analy Batch No.: 136736

SDG No.:

Instrument ID: A3UX9 GC Column: DB-624 ID: 0.18(mm) Heated Purge: (Y/N) N

Calibration Start Date: 06/30/2014 17:01 Calibration End Date: 06/30/2014 18:56 Calibration ID: 22980

Calibration Files:

LEVEL:	LAB SAMPLE ID:	LAB FILE ID:
Level 1	STD8260 240-136736/8	UX944593.D
Level 2	STD8260 240-136736/7	UX944592.D
Level 3	STD8260 240-136736/6	UX944591.D
Level 4	STD8260 240-136736/5	UX944590.D
Level 5	STD8260 240-136736/4	UX944589.D
Level 6	STD8260 240-136736/3	UX944588.D

ANALYTE	RRF					CURVE TYPE	COEFFICIENT			#	MIN RRF	%RSD	#	MAX %RSD	R^2 OR COD	#	MIN R^2 OR COD
	LVL 1 LVL 6	LVL 2	LVL 3	LVL 4	LVL 5		B	M1	M2								
Dichlorodifluoromethane	0.5714 0.7228	0.4976	0.5067	0.6378	0.7486	Lin1	-0.179	0.7092							0.9920		0.9900
Chloromethane	0.4136 0.4388	0.3966	0.4241	0.4362	0.4564	Ave		0.4276			0.1000	4.9		15.0			
Vinyl chloride	0.5020 0.5200	0.4834	0.4448	0.4908	0.5289	Ave		0.4950				6.1		15.0			
Butadiene	0.3076 0.4524	0.3884	0.3675	0.4209	0.4773	Ave		0.4024				15.0		15.0			
Bromomethane	0.3759 0.4766	0.3437	0.3490	0.3785	0.4063	Ave		0.3883				13.0		15.0			
Chloroethane	0.3867 0.4036	0.3418	0.3140	0.3279	0.3665	Ave		0.3567				9.8		15.0			
Dichlorofluoromethane	0.6904 0.8961	0.7816	0.7402	0.7962	0.8825	Ave		0.7978				10.0		15.0			
Trichlorofluoromethane	+++++ 0.9612	0.3120	0.5853	0.7515	0.9131	Lin	-3.015	0.9913							0.9970		0.9900
Ethyl ether	0.3597 0.3217	0.3065	0.2745	0.2868	0.3043	Ave		0.3089				9.7		15.0			
Acrolein	0.0398 0.0304	0.0316	0.0280	0.0270	0.0314	Ave		0.0314	ND			14.0		15.0			
1,1,2-Trichloro-1,2,2-trichfluoroethane	0.3762 0.5184	0.4068	0.3630	0.4373	0.4934	Ave		0.4325				15.0		15.0			
1,1-Dichloroethene	0.7840 0.8116	0.7510	0.6421	0.7345	0.7990	Ave		0.7537				8.2		15.0			
Acetone	+++++ 0.1318	0.2088	0.1301	0.1139	0.1245	Lin1	0.1364	0.1256							0.9960		0.9900
Iodomethane	0.7207 0.7661	0.7280	0.6897	0.7033	0.7430	Ave		0.7251				3.8		15.0			
Carbon disulfide	1.0449 1.5731	1.2765	0.7846	1.3440	1.5295	Qua	-1.906	1.4288	0.0022						0.9970		0.9900

Note: The ml coefficient is the same as Ave RRF for an Ave curve type.

FORM VI
GC/MS VOA INITIAL CALIBRATION DATA
INTERNAL STANDARD CURVE EVALUATION

Lab Name: TestAmerica Canton Job No.: 240-39266-1 Analy Batch No.: 136736

SDG No.:

Instrument ID: A3UX9 GC Column: DB-624 ID: 0.18(mm) Heated Purge: (Y/N) N

Calibration Start Date: 06/30/2014 17:01 Calibration End Date: 06/30/2014 18:56 Calibration ID: 22980

ANALYTE	RRF					CURVE TYPE	COEFFICIENT			#	MIN RRF	%RSD	#	MAX %RSD	R^2 OR COD	#	MIN R^2 OR COD
	LVL 1 LVL 6	LVL 2	LVL 3	LVL 4	LVL 5		B	M1	M2								
3-Chloro-1-propene	0.3509 0.2732	0.3173	0.2477	0.2494	0.2923	Ave		0.2885				14.0		15.0			
Methyl acetate	0.2385 0.2325	0.2648	0.2150	0.2152	0.2331	Ave		0.2332				7.9		15.0			
Methylene Chloride	+++++ 0.5083	0.6153	0.4865	0.4851	0.4991	Ave		0.5189				11.0		15.0			
tert-Butyl alcohol	0.0354 0.0395	0.0411	0.0354	0.0397	0.0415	Ave		0.0388				7.0		15.0			
Acrylonitrile	0.1211 0.1248	0.1271	0.1145	0.1185	0.1239	Ave		0.1217				3.8		15.0			
Methyl tert-butyl ether	1.1088 1.3279	1.2220	1.2053	1.2098	1.3087	Ave		1.2304				6.5		15.0			
trans-1,2-Dichloroethene	0.5273 0.5300	0.4627	0.4813	0.4640	0.5241	Ave		0.4982				6.5		15.0			
Hexane	0.4539 0.3283	0.3912	0.2639	0.2987	0.3577	Lin1	0.0411	0.3271							0.9930		0.9900
1,1-Dichloroethane	0.6529 0.5337	0.5071	0.4863	0.5489	0.6169	Ave		0.5576			0.1000	12.0		15.0			
Vinyl acetate	+++++ 0.5014	0.4550	0.4309	0.4366	0.4895	Ave		0.4627				6.8		15.0			
cis-1,2-Dichloroethene	0.5042 0.4815	0.5418	0.4594	0.4854	0.4988	Ave		0.4952				5.6		15.0			
2,2-Dichloropropane	0.3103 0.2485	0.2599	0.2186	0.2418	0.2640	Ave		0.2572				12.0		15.0			
2-Butanone	0.1477 0.1474	0.1834	0.1296	0.1351	0.1418	Ave		0.1475				13.0		15.0			
Bromochloromethane	0.2820 0.2556	0.2751	0.2322	0.2512	0.2635	Ave		0.2599				6.9		15.0			
Tetrahydrofuran	+++++ 0.0841	0.1048	0.0791	0.0792	0.0870	Ave		0.0868				12.0		15.0			
Chloroform	0.7547 0.6659	0.6512	0.5902	0.6348	0.6783	Ave		0.6625				8.2		15.0			
1,1,1-Trichloroethane	0.4743 0.5002	0.4287	0.4071	0.4402	0.4991	Ave		0.4583				8.5		15.0			
Cyclohexane	0.5313 0.5270	0.5326	0.3723	0.4505	0.5372	Ave		0.4918				14.0		15.0			
1,1-Dichloropropene	0.4775 0.4702	0.4642	0.3698	0.4297	0.4699	Ave		0.4469				9.3		15.0			
Carbon tetrachloride	0.2481 0.5258	0.3488	0.3574	0.4184	0.5124	Lin1	-0.189	0.5024							0.9900		0.9900

Note: The m1 coefficient is the same as Ave RRF for an Ave curve type.

FORM VI
GC/MS VOA INITIAL CALIBRATION DATA
INTERNAL STANDARD CURVE EVALUATION

Lab Name: TestAmerica Canton Job No.: 240-39266-1 Analy Batch No.: 136736

SDG No.:

Instrument ID: A3UX9 GC Column: DB-624 ID: 0.18(mm) Heated Purge: (Y/N) N

Calibration Start Date: 06/30/2014 17:01 Calibration End Date: 06/30/2014 18:56 Calibration ID: 22980

ANALYTE	RRF					CURVE TYPE	COEFFICIENT			#	MIN RRF	%RSD	#	MAX %RSD	R^2 OR COD	#	MIN R^2 OR COD
	LVL 1 LVL 6	LVL 2	LVL 3	LVL 4	LVL 5		B	M1	M2								
Isobutyl alcohol	+++++ 0.0097	0.0078	0.0100	0.0093	0.0105	Ave		0.0095	NA			11.0		15.0			
Benzene	1.4487 1.4243	1.5382	1.3957	1.3510	1.4383	Ave		1.4327				4.4		15.0			
1,2-Dichloroethane	0.5392 0.5329	0.5190	0.5256	0.5235	0.5567	Ave		0.5328				2.6		15.0			
n-Heptane	0.6914 0.2140	0.6602	0.2551	0.2621	0.2834	Qua	-0.021	0.3196	-0.001						0.9950		0.9900
Trichloroethene	0.4730 0.4208	0.4302	0.3741	0.4063	0.4329	Ave		0.4229				7.7		15.0			
Methylcyclohexane	0.7384 0.4976	0.5751	0.3818	0.4392	0.5144	Lin1	0.0741	0.4850							0.9930		0.9900
1,2-Dichloropropane	0.3234 0.3187	0.3074	0.2930	0.2999	0.3223	Ave		0.3108				4.1		15.0			
Dibromomethane	0.2410 0.2810	0.2128	0.2685	0.2614	0.2940	Ave		0.2598				11.0		15.0			
1,4-Dioxane	+++++ 0.0052	0.0044	0.0039	0.0041	0.0052	Ave		0.0046	NA			14.0		15.0			
Bromodichloromethane	0.4331 0.5482	0.4200	0.4436	0.4819	0.5388	Ave		0.4776				12.0		15.0			
2-Chloroethyl vinyl ether	0.1673 0.1922	0.1343	0.1499	0.1657	0.1813	Ave		0.1651				13.0		15.0			
cis-1,3-Dichloropropene	0.5000 0.5837	0.5173	0.5147	0.5426	0.5731	Ave		0.5386				6.3		15.0			
4-Methyl-2-pentanone	0.3098 0.2936	0.2717	0.2760	0.2663	0.2977	Ave		0.2858				6.0		15.0			
Toluene	2.1926 1.9178	2.0422	1.8395	1.9203	2.0651	Ave		1.9962				6.4		15.0			
trans-1,3-Dichloropropene	0.5146 0.6682	0.5339	0.5921	0.6238	0.6783	Ave		0.6018				11.0		15.0			
Ethyl methacrylate	0.4561 0.5400	0.5228	0.5104	0.4859	0.5434	Ave		0.5097				6.6		15.0			
1,1,2-Trichloroethane	0.4730 0.4254	0.4493	0.4116	0.4180	0.4470	Ave		0.4374				5.3		15.0			
Tetrachloroethene	0.5384 0.5030	0.3757	0.4185	0.4540	0.4917	Ave		0.4636				13.0		15.0			
1,3-Dichloropropane	0.6587 0.7239	0.7181	0.6892	0.7179	0.7405	Ave		0.7081				4.1		15.0			
2-Hexanone	0.2332 0.2686	0.2567	0.2307	0.2428	0.2755	Ave		0.2513				7.4		15.0			

Note: The m1 coefficient is the same as Ave RRF for an Ave curve type.

FORM VI
GC/MS VOA INITIAL CALIBRATION DATA
INTERNAL STANDARD CURVE EVALUATION

Lab Name: TestAmerica Canton Job No.: 240-39266-1 Analy Batch No.: 136736

SDG No.:

Instrument ID: A3UX9 GC Column: DB-624 ID: 0.18(mm) Heated Purge: (Y/N) N

Calibration Start Date: 06/30/2014 17:01 Calibration End Date: 06/30/2014 18:56 Calibration ID: 22980

ANALYTE	RRF					CURVE TYPE	COEFFICIENT			#	MIN RRF	%RSD	#	MAX %RSD	R^2 OR COD	#	MIN R^2 OR COD
	LVL 1 LVL 6	LVL 2	LVL 3	LVL 4	LVL 5		B	M1	M2								
Dibromochloromethane	0.3706 0.5135	0.4059	0.4452	0.4530	0.5071	Ave		0.4492				12.0		15.0			
1,2-Dibromoethane	0.4673 0.4494	0.4656	0.4460	0.4371	0.4765	Ave		0.4570				3.3		15.0			
Chlorobenzene	1.5456 1.3224	1.3740	1.3298	1.2911	1.3863	Ave		1.3749			0.3000	6.6		15.0			
1,1,1,2-Tetrachloroethane	0.4360 0.5087	0.4819	0.4556	0.4637	0.5123	Ave		0.4764				6.4		15.0			
Ethylbenzene	0.6941 0.7074	0.7391	0.6537	0.6479	0.7390	Ave		0.6968				5.7		15.0			
m-Xylene & p-Xylene	0.7351 0.8527	0.8044	0.7957	0.8099	0.8950	Ave		0.8155				6.7		15.0			
o-Xylene	0.7349 0.8649	0.9579	0.7935	0.8024	0.9052	Ave		0.8432				9.7		15.0			
Styrene	1.1779 1.4355	1.2448	1.2823	1.3458	1.4711	Ave		1.3262				8.5		15.0			
Bromoform	+++++ 0.3719	0.2525	0.2797	0.3092	0.3651	Lin1	-0.192	0.3613			0.1000				0.9940		0.9900
Isopropylbenzene	2.1885 1.9739	2.1618	1.8274	1.9468	2.0960	Ave		2.0324				6.9		15.0			
1,1,2,2-Tetrachloroethane	0.9481 1.0475	1.1309	1.0281	1.0448	1.1301	Ave		1.0549			0.3000	6.5		15.0			
Bromobenzene	1.0065 1.1189	1.1785	1.1260	1.1498	1.2287	Ave		1.1347				6.6		15.0			
1,2,3-Trichloropropane	0.4813 0.4187	0.4341	0.4278	0.4350	0.4454	Ave		0.4404				5.0		15.0			
trans-1,4-Dichloro-2-butene	+++++ 0.3429	0.3005	0.3424	0.3211	0.3494	Ave		0.3312				6.1		15.0			
n-Propylbenzene	1.0690 1.0359	1.2310	0.9412	1.0261	1.1536	Ave		1.0761				9.5		15.0			
2-Chlorotoluene	1.3681 0.9240	1.1339	0.9136	0.9370	1.0098	Lin1	0.1977	0.9427							0.9980		0.9900
1,3,5-Trimethylbenzene	3.3186 3.0093	3.3718	3.0290	3.0942	3.2940	Ave		3.1862				5.0		15.0			
4-Chlorotoluene	1.2447 1.0153	1.0470	0.9994	1.0132	1.0797	Ave		1.0666				8.6		15.0			
tert-Butylbenzene	3.6686 2.6212	3.1484	2.6764	2.7455	2.8993	Ave		2.9599				13.0		15.0			
1,2,4-Trimethylbenzene	3.6260 3.1720	3.7345	3.2041	3.2419	3.5739	Ave		3.4254				7.2		15.0			

Note: The m1 coefficient is the same as Ave RRF for an Ave curve type.

FORM VI
GC/MS VOA INITIAL CALIBRATION DATA
INTERNAL STANDARD CURVE EVALUATION

Lab Name: TestAmerica Canton Job No.: 240-39266-1 Analy Batch No.: 136736

SDG No.:

Instrument ID: A3UX9 GC Column: DB-624 ID: 0.18(mm) Heated Purge: (Y/N) N

Calibration Start Date: 06/30/2014 17:01 Calibration End Date: 06/30/2014 18:56 Calibration ID: 22980

ANALYTE	RRF					CURVE TYPE	COEFFICIENT			#	MIN RRF	%RSD	#	MAX %RSD	R^2 OR COD	#	MIN R^2 OR COD
	LVL 1 LVL 6	LVL 2	LVL 3	LVL 4	LVL 5		B	M1	M2								
sec-Butylbenzene	5.0247 3.5979	4.9941	3.5760	3.7759	4.0170	Lin1	0.8538	3.7107							0.9970		0.9900
1,3-Dichlorobenzene	1.9711 2.0107	2.3143	1.9962	2.0285	2.1314	Ave		2.0754				6.2		15.0			
p-Isopropyltoluene	3.7808 3.3180	4.5179	3.1404	3.4442	3.6131	Ave		3.6357				13.0		15.0			
1,4-Dichlorobenzene	2.5572 2.0368	2.7162	2.1256	2.1208	2.1862	Ave		2.2905				12.0		15.0			
n-Butylbenzene	3.4421 2.7861	3.9284	2.6520	2.8338	3.0466	Lin1	0.5142	2.8416							0.9980		0.9900
1,2-Dichlorobenzene	2.5167 1.9804	2.4336	1.9814	1.9993	2.1080	Ave		2.1699				11.0		15.0			
1,2-Dibromo-3-Chloropropane	+++++ 0.2722	0.2019	0.2504	0.2625	0.2677	Ave		0.2510				11.0		15.0			
1,2,4-Trichlorobenzene	1.5269 1.2136	1.9014	1.2747	1.2595	1.3352	Lin1	0.3197	1.2487							0.9980		0.9900
Hexachlorobutadiene	1.2905 0.5383	1.1986	0.5663	0.5508	0.6106	Lin1	0.4572	0.5496							0.9960		0.9900
Naphthalene	4.0837 3.1750	4.2692	3.3981	3.4144	3.4960	Ave		3.6394				12.0		15.0			
1,2,3-Trichlorobenzene	1.5269 1.0866	1.7232	1.1749	1.1914	1.1786	Lin1	0.3608	1.1219							0.9980		0.9900
Dibromofluoromethane (Surr)	+++++ 0.3621	0.3448	0.3404	0.3434	0.3729	Ave		0.3527				4.0		15.0			
1,2-Dichloroethane-d4 (Surr)	+++++ 0.4299	0.5668	0.4492	0.4484	0.4840	Ave		0.4757				11.0		15.0			
Toluene-d8 (Surr)	+++++ 1.7164	1.6513	1.7051	1.6556	1.7940	Ave		1.7045				3.4		15.0			
4-Bromofluorobenzene (Surr)	+++++ 0.6350	0.7063	0.5929	0.6175	0.6652	Ave		0.6434				6.8		15.0			

Note: The ml coefficient is the same as Ave RRF for an Ave curve type.

FORM VI
GC/MS VOA INITIAL CALIBRATION DATA
INTERNAL STANDARD RESPONSE AND CONCENTRATION

Lab Name: TestAmerica Canton Job No.: 240-39266-1 Analy Batch No.: 136736

SDG No.:

Instrument ID: A3UX9 GC Column: DB-624 ID: 0.18(mm) Heated Purge: (Y/N) N

Calibration Start Date: 06/30/2014 17:01 Calibration End Date: 06/30/2014 18:56 Calibration ID: 22980

Calibration Files:

LEVEL:	LAB SAMPLE ID:	LAB FILE ID:
Level 1	STD8260 240-136736/8	UX944593.D
Level 2	STD8260 240-136736/7	UX944592.D
Level 3	STD8260 240-136736/6	UX944591.D
Level 4	STD8260 240-136736/5	UX944590.D
Level 5	STD8260 240-136736/4	UX944589.D
Level 6	STD8260 240-136736/3	UX944588.D

ANALYTE	IS REF	CURVE TYPE	RESPONSE					CONCENTRATION (UG/L)				
			LVL 1 LVL 6	LVL 2	LVL 3	LVL 4	LVL 5	LVL 1 LVL 6	LVL 2	LVL 3	LVL 4	LVL 5
Dichlorodifluoromethane	FB	Linl	13747 3315992	25549	279864	721558	1695980	0.500 80.0	1.00	10.0	20.0	40.0
Chloromethane	FB	Ave	9949 2013307	20363	234208	493443	1034119	0.500 80.0	1.00	10.0	20.0	40.0
Vinyl chloride	FB	Ave	12076 2385621	24821	245676	555226	1198409	0.500 80.0	1.00	10.0	20.0	40.0
Butadiene	FB	Ave	7400 2075573	19940	202973	476112	1081433	0.500 80.0	1.00	10.0	20.0	40.0
Bromomethane	FB	Ave	9042 2186664	17648	192737	428212	920580	0.500 80.0	1.00	10.0	20.0	40.0
Chloroethane	FB	Ave	9302 1851568	17548	173431	370880	830354	0.500 80.0	1.00	10.0	20.0	40.0
Dichlorofluoromethane	FB	Ave	16608 4111160	40130	408817	900667	1999414	0.500 80.0	1.00	10.0	20.0	40.0
Trichlorofluoromethane	FB	Lin	+++++ 4409769	16017	323281	850178	2068743	+++++ 80.0	1.00	10.0	20.0	40.0
Ethyl ether	FB	Ave	8652 1475808	15736	151576	324400	689432	0.500 80.0	1.00	10.0	20.0	40.0
Acrolein	FB	Ave	4783 698076	8113	77381	152808	355548	2.50 400	5.00	50.0	100	200
1,1,2-Trichloro-1,2,2-trichfluoroethane	FB	Ave	9050 2378373	20885	200508	494733	1117829	0.500 80.0	1.00	10.0	20.0	40.0
1,1-Dichloroethene	FB	Ave	18859 3723466	38558	354606	830929	1810285	0.500 80.0	1.00	10.0	20.0	40.0
Acetone	FB	Linl	+++++ 1209247	21444	143695	257665	564015	+++++ 160	2.00	20.0	40.0	80.0
Iodomethane	FB	Ave	17337 3514530	37375	380901	795636	1683424	0.500 80.0	1.00	10.0	20.0	40.0
Carbon disulfide	FB	Qua	25136 7217121	65538	433305	1520351	3465428	0.500 80.0	1.00	10.0	20.0	40.0
3-Chloro-1-propene	FB	Ave	8442 1253544	16292	136818	282124	662190	0.500 80.0	1.00	10.0	20.0	40.0

FORM VI
GC/MS VOA INITIAL CALIBRATION DATA
INTERNAL STANDARD RESPONSE AND CONCENTRATION

Lab Name: TestAmerica Canton Job No.: 240-39266-1 Analy Batch No.: 136736

SDG No.:

Instrument ID: A3UX9 GC Column: DB-624 ID: 0.18(mm) Heated Purge: (Y/N) N

Calibration Start Date: 06/30/2014 17:01 Calibration End Date: 06/30/2014 18:56 Calibration ID: 22980

ANALYTE	IS REF	CURVE TYPE	RESPONSE					CONCENTRATION (UG/L)				
			LVL 1 LVL 6	LVL 2	LVL 3	LVL 4	LVL 5	LVL 1 LVL 6	LVL 2	LVL 3	LVL 4	LVL 5
Methyl acetate	FB	Ave	28683 5332555	67986	593800	1217186	2640082	2.50 400	5.00	50.0	100	200
Methylene Chloride	FB	Ave	+++++ 2331765	31590	268691	548794	1130882	+++++ 80.0	1.00	10.0	20.0	40.0
tert-Butyl alcohol	FB	Ave	8515 1809977	21114	195707	449341	939877	5.00 800	10.0	100	200	400
Acrylonitrile	FB	Ave	29134 5724199	65249	632582	1340882	2806564	5.00 800	10.0	100	200	400
Methyl tert-butyl ether	FB	Ave	26673 6092127	62741	665663	1368608	2965040	0.500 80.0	1.00	10.0	20.0	40.0
trans-1,2-Dichloroethene	FB	Ave	12684 2431558	23754	265832	524841	1187363	0.500 80.0	1.00	10.0	20.0	40.0
Hexane	FB	Lin1	10918 1505995	20083	145764	337882	810325	0.500 80.0	1.00	10.0	20.0	40.0
1,1-Dichloroethane	FB	Ave	15706 2448689	26035	268600	620918	1397631	0.500 80.0	1.00	10.0	20.0	40.0
Vinyl acetate	FB	Ave	+++++ 2208362	22427	228449	474111	1064587	+++++ 76.8	0.960	9.60	19.2	38.4
cis-1,2-Dichloroethene	FB	Ave	12130 2208810	27815	253743	549149	1130152	0.500 80.0	1.00	10.0	20.0	40.0
2,2-Dichloropropane	FB	Ave	7464 1139944	13344	120749	273498	598142	0.500 80.0	1.00	10.0	20.0	40.0
2-Butanone	FB	Ave	7106 1352242	18828	143151	305620	642397	1.00 160	2.00	20.0	40.0	80.0
Bromochloromethane	FB	Ave	6785 1172501	14125	128256	284182	597052	0.500 80.0	1.00	10.0	20.0	40.0
Tetrahydrofuran	FB	Ave	+++++ 771311	10761	87340	179162	394093	+++++ 160	2.00	20.0	40.0	80.0
Chloroform	FB	Ave	18155 3054963	33435	325949	718090	1536762	0.500 80.0	1.00	10.0	20.0	40.0
1,1,1-Trichloroethane	FB	Ave	11410 2294692	22010	224820	498011	1130905	0.500 80.0	1.00	10.0	20.0	40.0
Cyclohexane	FB	Ave	12782 2417682	27344	205607	509592	1217131	0.500 80.0	1.00	10.0	20.0	40.0
1,1-Dichloropropene	FB	Ave	11488 2156961	23833	204234	486139	1064568	0.500 80.0	1.00	10.0	20.0	40.0
Carbon tetrachloride	FB	Lin1	5968 2412193	17906	197390	473361	1160838	0.500 80.0	1.00	10.0	20.0	40.0
Isobutyl alcohol	FB	Ave	+++++ 1113621	10013	137656	263703	594918	+++++ 2000	25.0	250	500	1000
Benzene	FB	Ave	34850 6534434	78971	770847	1528332	3258683	0.500 80.0	1.00	10.0	20.0	40.0

FORM VI

GC/MS VOA INITIAL CALIBRATION DATA

INTERNAL STANDARD RESPONSE AND CONCENTRATION

Lab Name: TestAmerica Canton Job No.: 240-39266-1 Analy Batch No.: 136736

SDG No.:

Instrument ID: A3UX9 GC Column: DB-624 ID: 0.18(mm) Heated Purge: (Y/N) N

Calibration Start Date: 06/30/2014 17:01 Calibration End Date: 06/30/2014 18:56 Calibration ID: 22980

ANALYTE	IS REF	CURVE TYPE	RESPONSE					CONCENTRATION (UG/L)				
			LVL 1 LVL 6	LVL 2	LVL 3	LVL 4	LVL 5	LVL 1 LVL 6	LVL 2	LVL 3	LVL 4	LVL 5
1,2-Dichloroethane	FB	Ave	12970 2444849	26646	290294	592168	1261406	0.500 80.0	1.00	10.0	20.0	40.0
n-Heptane	FB	Qua	16632 981784	33898	140872	296528	642044	0.500 80.0	1.00	10.0	20.0	40.0
Trichloroethene	FB	Ave	11378 1930402	22087	206602	459646	980839	0.500 80.0	1.00	10.0	20.0	40.0
Methylcyclohexane	FB	Lin1	17764 2282668	29528	210884	496796	1165484	0.500 80.0	1.00	10.0	20.0	40.0
1,2-Dichloropropane	FB	Ave	7780 1461933	15783	161819	339250	730167	0.500 80.0	1.00	10.0	20.0	40.0
Dibromomethane	FB	Ave	5797 1289149	10928	148297	295745	666085	0.500 80.0	1.00	10.0	20.0	40.0
1,4-Dioxane	FB	Ave	+++++ 480913	4510	43502	91655	237657	+++++ 1600	20.0	200	400	800
Bromodichloromethane	FB	Ave	10418 2515212	21564	244981	545198	1220806	0.500 80.0	1.00	10.0	20.0	40.0
2-Chloroethyl vinyl ether	FB	Ave	8048 1763472	13788	165595	374937	821550	1.00 160	2.00	20.0	40.0	80.0
cis-1,3-Dichloropropene	FB	Ave	12029 2677808	26559	284261	613849	1298514	0.500 80.0	1.00	10.0	20.0	40.0
4-Methyl-2-pentanone	FB	Ave	14903 2693675	27895	304887	602415	1348860	1.00 160	2.00	20.0	40.0	80.0
Toluene	CBZ	Ave	45571 7346735	86050	823035	1800808	3883577	0.500 80.0	1.00	10.0	20.0	40.0
trans-1,3-Dichloropropene	CBZ	Ave	10695 2559859	22496	264931	584999	1275673	0.500 80.0	1.00	10.0	20.0	40.0
Ethyl methacrylate	CBZ	Ave	9479 2068664	22027	228363	455670	1021836	0.500 80.0	1.00	10.0	20.0	40.0
1,1,2-Trichloroethane	CBZ	Ave	9832 1629510	18930	184141	391955	840580	0.500 80.0	1.00	10.0	20.0	40.0
Tetrachloroethene	CBZ	Ave	11191 1926923	15832	187245	425722	924618	0.500 80.0	1.00	10.0	20.0	40.0
1,3-Dichloropropane	CBZ	Ave	13690 2773303	30256	308372	673256	1392541	0.500 80.0	1.00	10.0	20.0	40.0
2-Hexanone	CBZ	Ave	9695 2057578	21629	206451	455456	1036292	1.00 160	2.00	20.0	40.0	80.0
Dibromochloromethane	CBZ	Ave	7702 1967063	17103	199186	424790	953613	0.500 80.0	1.00	10.0	20.0	40.0
1,2-Dibromoethane	CBZ	Ave	9713 1721659	19619	199563	409863	896014	0.500 80.0	1.00	10.0	20.0	40.0
Chlorobenzene	CBZ	Ave	32125 5065824	57895	594979	1210816	2607058	0.500 80.0	1.00	10.0	20.0	40.0

FORM VI
GC/MS VOA INITIAL CALIBRATION DATA
INTERNAL STANDARD RESPONSE AND CONCENTRATION

Lab Name: TestAmerica Canton Job No.: 240-39266-1 Analy Batch No.: 136736

SDG No.:

Instrument ID: A3UX9 GC Column: DB-624 ID: 0.18(mm) Heated Purge: (Y/N) N

Calibration Start Date: 06/30/2014 17:01 Calibration End Date: 06/30/2014 18:56 Calibration ID: 22980

ANALYTE	IS REF	CURVE TYPE	RESPONSE					CONCENTRATION (UG/L)				
			LVL 1 LVL 6	LVL 2	LVL 3	LVL 4	LVL 5	LVL 1 LVL 6	LVL 2	LVL 3	LVL 4	LVL 5
1,1,1,2-Tetrachloroethane	CBZ	Ave	9061 1948848	20306	203849	434816	963483	0.500 80.0	1.00	10.0	20.0	40.0
Ethylbenzene	CBZ	Ave	14426 2709928	31141	292456	607560	1389805	0.500 80.0	1.00	10.0	20.0	40.0
m-Xylene & p-Xylene	CBZ	Ave	15278 3266705	33893	356019	759483	1683219	0.500 80.0	1.00	10.0	20.0	40.0
o-Xylene	CBZ	Ave	15275 3313460	40361	355043	752520	1702355	0.500 80.0	1.00	10.0	20.0	40.0
Styrene	CBZ	Ave	24482 5499039	52451	573704	1262070	2766499	0.500 80.0	1.00	10.0	20.0	40.0
Bromoform	CBZ	Lin1	+++++ 1424678	10641	125140	290009	686613	+++++ 80.0	1.00	10.0	20.0	40.0
Isopropylbenzene	CBZ	Ave	45486 7561791	91088	817583	1825691	3941802	0.500 80.0	1.00	10.0	20.0	40.0
1,1,2,2-Tetrachloroethane	DCB	Ave	10079 2175602	24046	236979	506215	1129974	0.500 80.0	1.00	10.0	20.0	40.0
Bromobenzene	DCB	Ave	10700 2324043	25059	259543	557081	1228549	0.500 80.0	1.00	10.0	20.0	40.0
1,2,3-Trichloropropane	DCB	Ave	5116 869595	9231	98595	210784	445376	0.500 80.0	1.00	10.0	20.0	40.0
trans-1,4-Dichloro-2-butene	DCB	Ave	+++++ 712217	6389	78917	155555	349340	+++++ 80.0	1.00	10.0	20.0	40.0
n-Propylbenzene	DCB	Ave	11364 2151568	26176	216941	497174	1153473	0.500 80.0	1.00	10.0	20.0	40.0
2-Chlorotoluene	DCB	Lin1	14544 1919114	24110	210591	453965	1009636	0.500 80.0	1.00	10.0	20.0	40.0
1,3,5-Trimethylbenzene	DCB	Ave	35279 6250390	71697	698166	1499168	3293576	0.500 80.0	1.00	10.0	20.0	40.0
4-Chlorotoluene	DCB	Ave	13232 2108880	22263	230355	490891	1079566	0.500 80.0	1.00	10.0	20.0	40.0
tert-Butylbenzene	DCB	Ave	38999 5444301	66946	616904	1330206	2898970	0.500 80.0	1.00	10.0	20.0	40.0
1,2,4-Trimethylbenzene	DCB	Ave	38546 6588307	79409	738543	1570707	3573480	0.500 80.0	1.00	10.0	20.0	40.0
sec-Butylbenzene	DCB	Lin1	53415 7472877	106193	824253	1829464	4016494	0.500 80.0	1.00	10.0	20.0	40.0
1,3-Dichlorobenzene	DCB	Ave	20954 4176375	49211	460111	982814	2131129	0.500 80.0	1.00	10.0	20.0	40.0
p-Isopropyltoluene	DCB	Ave	40192 6891625	96067	723851	1668741	3612582	0.500 80.0	1.00	10.0	20.0	40.0
1,4-Dichlorobenzene	DCB	Ave	27185 4230440	57756	489954	1027537	2185871	0.500 80.0	1.00	10.0	20.0	40.0

FORM VI
GC/MS VOA INITIAL CALIBRATION DATA
INTERNAL STANDARD RESPONSE AND CONCENTRATION

Lab Name: TestAmerica Canton Job No.: 240-39266-1 Analy Batch No.: 136736

SDG No.:

Instrument ID: A3UX9 GC Column: DB-624 ID: 0.18(mm) Heated Purge: (Y/N) N

Calibration Start Date: 06/30/2014 17:01 Calibration End Date: 06/30/2014 18:56 Calibration ID: 22980

ANALYTE	IS REF	CURVE TYPE	RESPONSE					CONCENTRATION (UG/L)				
			LVL 1 LVL 6	LVL 2	LVL 3	LVL 4	LVL 5	LVL 1 LVL 6	LVL 2	LVL 3	LVL 4	LVL 5
n-Butylbenzene	DCB	Lin1	36592 5786755	83532	611280	1372985	3046213	0.500 80.0	1.00	10.0	20.0	40.0
1,2-Dichlorobenzene	DCB	Ave	26754 4113291	51747	456708	968693	2107763	0.500 80.0	1.00	10.0	20.0	40.0
1,2-Dibromo-3-Chloropropane	DCB	Ave	+++++ 565442	4293	57722	127197	267681	+++++ 80.0	1.00	10.0	20.0	40.0
1,2,4-Trichlorobenzene	DCB	Lin1	16232 2520606	40430	293821	610260	1335028	0.500 80.0	1.00	10.0	20.0	40.0
Hexachlorobutadiene	DCB	Lin1	13719 1118135	25486	130538	266870	610503	0.500 80.0	1.00	10.0	20.0	40.0
Naphthalene	DCB	Ave	43412 6594618	90778	783239	1654325	3495505	0.500 80.0	1.00	10.0	20.0	40.0
1,2,3-Trichlorobenzene	DCB	Lin1	16232 2256854	36642	270820	577238	1178463	0.500 80.0	1.00	10.0	20.0	40.0
Dibromofluoromethane (Surr)	FB	Ave	+++++ 1661234	17701	188019	388483	844813	+++++ 80.0	1.00	10.0	20.0	40.0
1,2-Dichloroethane-d4 (Surr)	FB	Ave	+++++ 1972473	29098	248114	507243	1096608	+++++ 80.0	1.00	10.0	20.0	40.0
Toluene-d8 (Surr)	CBZ	Ave	+++++ 6575156	69580	762879	1552629	3373729	+++++ 80.0	1.00	10.0	20.0	40.0
4-Bromofluorobenzene (Surr)	CBZ	Ave	+++++ 2432444	29762	265264	579115	1250985	+++++ 80.0	1.00	10.0	20.0	40.0

Curve Type Legend:

Ave = Average ISTD
Lin = Linear ISTD
Lin1 = Linear 1/conc ISTD
Qua = Quadratic ISTD

FORM VII
GC/MS VOA CONTINUING CALIBRATION DATA

Lab Name: TestAmerica Canton Job No.: 240-39266-1

SDG No.:

Lab Sample ID: ICV 240-136736/9 Calibration Date: 06/30/2014 19:20

Instrument ID: A3UX9 Calib Start Date: 06/30/2014 17:01

GC Column: DB-624 ID: 0.18(mm) Calib End Date: 06/30/2014 18:56

Lab File ID: UX944594.D Conc. Units: ng/uL Heated Purge: (Y/N) N

ANALYTE	CURVE TYPE	AVE RRF	RRF	MIN RRF	CALC AMOUNT	SPIKE AMOUNT	%D	MAX %D
Dichlorodifluoromethane	Lin1		0.7350		1.00	0.0200	4.9	50.0
Chloromethane	Ave	0.4276	0.4524	0.1000	1.00	0.0200	5.8	50.0
Vinyl chloride	Ave	0.4950	0.5271		1.00	0.0200	6.5	20.0
Butadiene	Ave	0.4024	0.4719		0.0235	0.0200	17.3	50.0
Bromomethane	Ave	0.3883	0.3928		1.00	0.0200	1.1	50.0
Chloroethane	Ave	0.3567	0.3606		1.00	0.0200	1.1	50.0
Dichlorofluoromethane	Ave	0.7978	0.8580		2.00	0.0200	7.5	50.0
Trichlorofluoromethane	Lin		0.8469		1.00	0.0200	0.6	50.0
Ethyl ether	Ave	0.3089	0.3133		2.00	0.0200	1.4	50.0
Acrolein	Ave	0.0314	0.0209		20.0	0.100	-33.4	50.0
1,1,2-Trichloro-1,2,2-trichfluoroethane	Ave	0.4325	0.4888		1.00	0.0200	13.0	50.0
1,1-Dichloroethene	Ave	0.7537	0.8145		1.00	0.0200	8.1	20.0
Acetone	Lin1		0.1122		10.0	0.0400	-13.4	50.0
Iodomethane	Ave	0.7251	0.8036		1.00	0.0200	10.8	50.0
Carbon disulfide	Qua		1.559		1.00	0.0200	11.9	50.0
3-Chloro-1-propene	Ave	0.2885	0.2690		2.00	0.0200	-6.8	50.0
Methyl acetate	Ave	0.2332	0.2269		10.0	0.100	-2.7	50.0
Methylene Chloride	Ave	0.5189	0.5098		1.00	0.0200	-1.8	50.0
tert-Butyl alcohol	Ave	0.0388	0.0405		50.0	0.200	4.4	50.0
Acrylonitrile	Ave	0.1217	0.1250		20.0	0.200	2.8	50.0
Methyl tert-butyl ether	Ave	1.230	1.283		1.00	0.0200	4.3	50.0
trans-1,2-Dichloroethene	Ave	0.4982	0.5379		1.00	0.0200	8.0	50.0
Hexane	Lin1		0.3242		1.00	0.0200	-1.5	20.0
1,1-Dichloroethane	Ave	0.5576	0.5944	0.1000	1.00	0.0200	6.6	50.0
Vinyl acetate	Ave	0.4627	0.5999		2.00	0.0160	29.7	50.0
2,2-Dichloropropane	Ave	0.2572	0.2548		1.00	0.0200	-0.9	50.0
2-Butanone	Ave	0.1475	0.1423		10.0	0.0400	-3.5	50.0
cis-1,2-Dichloroethene	Ave	0.4952	0.4940		1.00	0.0200	-0.2	50.0
Bromochloromethane	Ave	0.2599	0.2592		1.00	0.0200	-0.3	50.0
Tetrahydrofuran	Ave	0.0868	0.0806		5.00	0.0400	-7.2	50.0
Chloroform	Ave	0.6625	0.6874		1.00	0.0200	3.7	20.0
1,1,1-Trichloroethane	Ave	0.4583	0.4878		1.00	0.0200	6.4	50.0
Cyclohexane	Ave	0.4918	0.5172		1.00	0.0200	5.2	50.0
1,1-Dichloropropene	Ave	0.4469	0.4881		1.00	0.0200	9.2	50.0
Carbon tetrachloride	Lin1		0.4949		1.00	0.0200	0.4	50.0
Isobutyl alcohol	Ave	0.0095	0.0098		50.0	0.500	3.8	50.0
Benzene	Ave	1.433	1.514		1.00	0.0200	5.7	50.0
1,2-Dichloroethane	Ave	0.5328	0.5467		1.00	0.0200	2.6	50.0
n-Heptane	Qua		0.2288		1.00	0.0200	-23.3	50.0
Trichloroethene	Ave	0.4229	0.4261		1.00	0.0200	0.8	50.0

FORM VII
GC/MS VOA CONTINUING CALIBRATION DATA

Lab Name: TestAmerica Canton Job No.: 240-39266-1

SDG No.:

Lab Sample ID: ICV 240-136736/9 Calibration Date: 06/30/2014 19:20

Instrument ID: A3UX9 Calib Start Date: 06/30/2014 17:01

GC Column: DB-624 ID: 0.18(mm) Calib End Date: 06/30/2014 18:56

Lab File ID: UX944594.D Conc. Units: ng/uL Heated Purge: (Y/N) N

ANALYTE	CURVE TYPE	AVE RRF	RRF	MIN RRF	CALC AMOUNT	SPIKE AMOUNT	%D	MAX %D
Methylcyclohexane	Lin1		0.4566		1.00	0.0200	-6.6	50.0
1,2-Dichloropropane	Ave	0.3108	0.3298		1.00	0.0200	6.1	20.0
1,4-Dioxane	Ave	0.0046	0.0038		50.0	0.400	-16.0	50.0
Dibromomethane	Ave	0.2598	0.2714		1.00	0.0200	4.5	50.0
Bromodichloromethane	Ave	0.4776	0.5080		1.00	0.0200	6.4	50.0
2-Chloroethyl vinyl ether	Ave	0.1651	0.1747		10.0	0.0240	5.8	50.0
cis-1,3-Dichloropropene	Ave	0.5386	0.5873		1.00	0.0200	9.0	50.0
4-Methyl-2-pentanone	Ave	0.2858	0.2957		10.0	0.0400	3.5	50.0
Toluene	Ave	1.996	2.114		1.00	0.0200	5.9	20.0
trans-1,3-Dichloropropene	Ave	0.6018	0.7327		1.00	0.0200	21.7	50.0
Ethyl methacrylate	Ave	0.5097	0.5932		1.00	0.0200	16.4	50.0
1,1,2-Trichloroethane	Ave	0.4374	0.4519		1.00	0.0200	3.3	50.0
Tetrachloroethene	Ave	0.4636	0.5065		1.00	0.0200	9.3	50.0
1,3-Dichloropropane	Ave	0.7081	0.7480		1.00	0.0200	5.6	50.0
2-Hexanone	Ave	0.2513	0.2627		10.0	0.0400	4.5	50.0
Dibromochloromethane	Ave	0.4492	0.4915		1.00	0.0200	9.4	50.0
1,2-Dibromoethane	Ave	0.4570	0.4874		1.00	0.0200	6.7	50.0
Chlorobenzene	Ave	1.375	1.435	0.3000	1.00	0.0200	4.4	50.0
1,1,1,2-Tetrachloroethane	Ave	0.4764	0.5046		1.00	0.0200	5.9	50.0
Ethylbenzene	Ave	0.6968	0.7322		1.00	0.0200	5.1	20.0
m-Xylene & p-Xylene	Ave	0.8155	0.9207		2.00	0.0200	12.9	50.0
o-Xylene	Ave	0.8432	0.9022		1.00	0.0200	7.0	50.0
Styrene	Ave	1.326	1.548		1.00	0.0200	16.7	50.0
Bromoform	Lin1		0.3276	0.1000	1.00	0.0200	-6.7	50.0
Isopropylbenzene	Ave	2.032	2.154		1.00	0.0200	6.0	50.0
1,1,2,2-Tetrachloroethane	Ave	1.055	1.154	0.3000	1.00	0.0200	9.4	50.0
Bromobenzene	Ave	1.135	1.171		1.00	0.0200	3.2	50.0
1,2,3-Trichloropropane	Ave	0.4404	0.4598		1.00	0.0200	4.4	50.0
trans-1,4-Dichloro-2-butene	Ave	0.3312	0.3624		1.00	0.0200	9.4	50.0
n-Propylbenzene	Ave	1.076	1.090		1.00	0.0200	1.3	50.0
2-Chlorotoluene	Lin1		0.9782		1.00	0.0200	2.7	50.0
1,3,5-Trimethylbenzene	Ave	3.186	3.276		1.00	0.0200	2.8	50.0
4-Chlorotoluene	Ave	1.067	1.055		1.00	0.0200	-1.0	50.0
tert-Butylbenzene	Ave	2.960	2.746		1.00	0.0200	-7.2	50.0
1,2,4-Trimethylbenzene	Ave	3.425	3.365		1.00	0.0200	-1.8	50.0
sec-Butylbenzene	Lin1		3.891		1.00	0.0200	3.7	50.0
1,3-Dichlorobenzene	Ave	2.075	2.112		1.00	0.0200	1.8	50.0
p-Isopropyltoluene	Ave	3.636	3.498		0.0192	0.0200	-3.8	50.0
1,4-Dichlorobenzene	Ave	2.290	2.169		1.00	0.0200	-5.3	50.0
n-Butylbenzene	Lin1		2.897		1.00	0.0200	1.0	50.0
1,2-Dichlorobenzene	Ave	2.170	2.121		1.00	0.0200	-2.2	50.0

FORM VII
GC/MS VOA CONTINUING CALIBRATION DATA

Lab Name: TestAmerica Canton Job No.: 240-39266-1

SDG No.:

Lab Sample ID: ICV 240-136736/9 Calibration Date: 06/30/2014 19:20

Instrument ID: A3UX9 Calib Start Date: 06/30/2014 17:01

GC Column: DB-624 ID: 0.18(mm) Calib End Date: 06/30/2014 18:56

Lab File ID: UX944594.D Conc. Units: ng/uL Heated Purge: (Y/N) N

ANALYTE	CURVE TYPE	AVE RRF	RRF	MIN RRF	CALC AMOUNT	SPIKE AMOUNT	%D	MAX %D
1,2-Dibromo-3-Chloropropane	Ave	0.2510	0.2498		2.00	0.0200	-0.5	50.0
1,2,4-Trichlorobenzene	Lin1		1.274		1.00	0.0200	0.8	50.0
Hexachlorobutadiene	Lin1		0.5570		1.00	0.0200	-2.8	50.0
Naphthalene	Ave	3.639	3.519		1.00	0.0200	-3.3	50.0
1,2,3-Trichlorobenzene	Lin1		1.125		1.00	0.0200	-1.4	50.0
Dibromofluoromethane (Surr)	Ave	0.3527	0.3234		0.0141	0.0154	-8.3	50.0
1,2-Dichloroethane-d4 (Surr)	Ave	0.4757	0.4065		0.0132	0.0154	-14.5	50.0
Toluene-d8 (Surr)	Ave	1.704	1.708		0.0155	0.0154	0.2	50.0
4-Bromofluorobenzene (Surr)	Ave	0.6434	0.5845		0.0140	0.0154	-9.2	50.0

FORM V
GC/MS VOA INSTRUMENT PERFORMANCE CHECK
BROMOFLUOROBENZENE (BFB)

Lab Name: TestAmerica Canton Job No.: 240-39266-1

SDG No.:

Lab File ID: BFB2733.D BFB Injection Date: 07/09/2014

Instrument ID: A3UX9 BFB Injection Time: 17:15

Analysis Batch No.: 137882

M/E	ION ABUNDANCE CRITERIA	% RELATIVE ABUNDANCE	
50	15.0 - 40.0 % of mass 95	19.0	
75	30.0 - 60.0 % of mass 95	51.2	
95	Base Peak, 100% relative abundance	100.0	
96	5.0 - 9.0 % of mass 95	6.2	
173	Less than 2.0 % of mass 174	0.9	(1.0)1
174	50.0 - 120.00 % of mass 95	91.4	
175	5.0 - 9.0 % of mass 174	7.0	(7.7)1
176	95.0 - 101.0 % of mass 174	87.6	(95.9)1
177	5.0 - 9.0 % of mass 176	4.9	(5.6)2

1-Value is % mass 174 2-Value is % mass 176

THIS CHECK APPLIES TO THE FOLLOWING SAMPLES, MS, MSD, BLANKS AND STANDARDS:

CLIENT SAMPLE ID	LAB SAMPLE ID	LAB FILE ID	DATE ANALYZED	TIME ANALYZED
	CCVIS 240-137882/3	UX944812.D	07/09/2014	17:39
	LCS 240-137882/6	UX944813.D	07/09/2014	18:02
	CCV 240-137882/4	UX944814.D	07/09/2014	18:25
	MB 240-137882/5	UX944815.D	07/09/2014	18:46
MSA-SW42A-070714	240-39266-21	UX944818.D	07/09/2014	19:51
MSA-SW42B-070714	240-39266-22	UX944819.D	07/09/2014	20:14
MSA-SW42C-070714	240-39266-23	UX944820.D	07/09/2014	20:37
MSA-SW42D-070714	240-39266-24	UX944821.D	07/09/2014	20:58
MSA-SW43A-070714	240-39266-25	UX944822.D	07/09/2014	21:21
MSA-SW43B-070714	240-39266-26	UX944823.D	07/09/2014	21:44
MSA-SW43C-070714	240-39266-27	UX944824.D	07/09/2014	22:06
MSA-SW43D-070714	240-39266-28	UX944825.D	07/09/2014	22:26
MSA-SW44A-070714	240-39266-29	UX944826.D	07/09/2014	22:49
MSA-SW44B-070714	240-39266-30	UX944827.D	07/09/2014	23:12
MSA-SW44C-070714	240-39266-31	UX944828.D	07/09/2014	23:36
MSA-SW44D-070714	240-39266-32	UX944829.D	07/09/2014	23:59
MSA-SW45A-070714	240-39266-33	UX944830.D	07/10/2014	00:22
MSA-SW45B-070714	240-39266-34	UX944831.D	07/10/2014	00:45
MSA-SW45C-070714	240-39266-35	UX944832.D	07/10/2014	01:08
MSA-SW45D-070714	240-39266-36	UX944833.D	07/10/2014	01:31
EL-SW01A-070714	240-39266-37	UX944834.D	07/10/2014	01:54
EL-SW01B-070714	240-39266-38	UX944835.D	07/10/2014	02:17
EL-SW01C-070714	240-39266-39	UX944836.D	07/10/2014	02:40
EL-SW01D-070714	240-39266-40	UX944837.D	07/10/2014	03:14
MSA-SW42C-070714 MS	240-39266-23 MS	UX944838.D	07/10/2014	03:37
MSA-SW42C-070714 MSD	240-39266-23 MSD	UX944839.D	07/10/2014	04:01

FORM VII
GC/MS VOA CONTINUING CALIBRATION DATA

Lab Name: TestAmerica Canton Job No.: 240-39266-1

SDG No.:

Lab Sample ID: CCVIS 240-137882/3 Calibration Date: 07/09/2014 17:39

Instrument ID: A3UX9 Calib Start Date: 06/30/2014 17:01

GC Column: DB-624 ID: 0.18(mm) Calib End Date: 06/30/2014 18:56

Lab File ID: UX944812.D Conc. Units: ng/uL Heated Purge: (Y/N) N

ANALYTE	CURVE TYPE	AVE RRF	RRF	MIN RRF	CALC AMOUNT	SPIKE AMOUNT	%D	MAX %D
Dichlorodifluoromethane	Lin1		0.6713		1.00	0.0200	-4.1	50.0
Chloromethane	Ave	0.4276	0.4290	0.1000	1.00	0.0200	0.3	50.0
Vinyl chloride	Ave	0.4950	0.5125		1.00	0.0200	3.5	20.0
Butadiene	Ave	0.4024	0.4437		0.0221	0.0200	10.3	50.0
Bromomethane	Ave	0.3883	0.3567		1.00	0.0200	-8.1	50.0
Chloroethane	Ave	0.3567	0.3220		1.00	0.0200	-9.7	50.0
Dichlorofluoromethane	Ave	0.7978	0.7918		2.00	0.0200	-0.8	50.0
Trichlorofluoromethane	Lin		0.8618		1.00	0.0200	2.1	50.0
Ethyl ether	Ave	0.3089	0.2784		2.00	0.0200	-9.9	50.0
Acrolein	Ave	0.0314	0.0132	NA	20.0	0.100	-58.1*	NA 50.0
1,1-Dichloroethene	Ave	0.7537	0.7403		1.00	0.0200	-1.8	20.0
Acetone	Lin1		0.1153		10.0	0.0400	-10.9	50.0
1,1,2-Trichloro-1,2,2-trichfluoroethane	Ave	0.4325	0.4792		1.00	0.0200	10.8	50.0
Iodomethane	Ave	0.7251	0.7397		1.00	0.0200	2.0	50.0
Carbon disulfide	Qua		1.351		1.00	0.0200	-1.7	50.0
3-Chloro-1-propene	Ave	0.2885	0.2563		2.00	0.0200	-11.2	50.0
Methyl acetate	Ave	0.2332	0.2203		10.0	0.100	-5.5	50.0
Methylene Chloride	Ave	0.5189	0.4904	✓	1.00	0.0200	-5.5	50.0
tert-Butyl alcohol	Ave	0.0388	0.0354		50.0	0.200	-8.7	50.0
Acrylonitrile	Ave	0.1217	0.1168		20.0	0.200	-4.0	50.0
Methyl tert-butyl ether	Ave	1.230	1.193		1.00	0.0200	-3.0	50.0
trans-1,2-Dichloroethene	Ave	0.4982	0.4907		1.00	0.0200	-1.5	50.0
Hexane	Lin1		0.3167		1.00	0.0200	-3.8	20.0
1,1-Dichloroethane	Ave	0.5576	0.5890	0.1000	1.00	0.0200	5.6	50.0
Vinyl acetate	Ave	0.4627	0.4216		2.00	0.0192	-8.9	50.0
2,2-Dichloropropane	Ave	0.2572	0.2354		1.00	0.0200	-8.5	50.0
2-Butanone	Ave	0.1475	0.1335		10.0	0.0400	-9.5	50.0
cis-1,2-Dichloroethene	Ave	0.4952	0.4681		1.00	0.0200	-5.5	50.0
Bromochloromethane	Ave	0.2599	0.2401		1.00	0.0200	-7.6	50.0
Tetrahydrofuran	Ave	0.0868	0.0768		5.00	0.0400	-11.6	50.0
Chloroform	Ave	0.6625	0.6466		1.00	0.0200	-2.4	20.0
1,1,1-Trichloroethane	Ave	0.4583	0.4761		1.00	0.0200	3.9	50.0
Cyclohexane	Ave	0.4918	0.4556		1.00	0.0200	-7.4	50.0
1,1-Dichloropropene	Ave	0.4469	0.4485		1.00	0.0200	0.4	50.0
Carbon tetrachloride	Lin1		0.5070		1.00	0.0200	2.8	50.0
Isobutyl alcohol	Ave	0.0095	0.0082	NA	50.0	0.500	-12.9	50.0
Benzene	Ave	1.433	1.420		1.00	0.0200	-0.9	50.0
1,2-Dichloroethane	Ave	0.5328	0.5223		1.00	0.0200	-2.0	50.0
n-Heptane	Qua		0.2076		1.00	0.0200	-30.8	NA 50.0
Trichloroethene	Ave	0.4229	0.4105		1.00	0.0200	-2.9	50.0

FORM VII
GC/MS VOA CONTINUING CALIBRATION DATA

Lab Name: TestAmerica Canton Job No.: 240-39266-1

SDG No.:

Lab Sample ID: CCVIS 240-137882/3 Calibration Date: 07/09/2014 17:39

Instrument ID: A3UX9 Calib Start Date: 06/30/2014 17:01

GC Column: DB-624 ID: 0.18(mm) Calib End Date: 06/30/2014 18:56

Lab File ID: UX944812.D Conc. Units: ng/uL Heated Purge: (Y/N) N

ANALYTE	CURVE TYPE	AVE RRF	RRF	MIN RRF	CALC AMOUNT	SPIKE AMOUNT	%D	MAX %D
Methylcyclohexane	Lin1		0.4594		1.00	0.0200	-6.1	50.0
1,2-Dichloropropane	Ave	0.3108	0.3005		1.00	0.0200	-3.3	20.0
1,4-Dioxane	Ave	0.0046	0.0040	NA	50.0	0.400	-12.6	50.0
Dibromomethane	Ave	0.2598	0.2657		1.00	0.0200	2.3	50.0
Bromodichloromethane	Ave	0.4776	0.4959		1.00	0.0200	3.8	50.0
2-Chloroethyl vinyl ether	Ave	0.1651	0.1677		10.0	0.0400	1.6	50.0
cis-1,3-Dichloropropene	Ave	0.5386	0.5343		1.00	0.0200	-0.8	50.0
4-Methyl-2-pentanone	Ave	0.2858	0.2612		10.0	0.0400	-8.6	50.0
Toluene	Ave	1.996	2.139		1.00	0.0200	7.1	20.0
trans-1,3-Dichloropropene	Ave	0.6018	0.6609		1.00	0.0200	9.8	50.0
Ethyl methacrylate	Ave	0.5097	0.5048		1.00	0.0200	-1.0	50.0
1,1,2-Trichloroethane	Ave	0.4374	0.4534		1.00	0.0200	3.7	50.0
1,3-Dichloropropane	Ave	0.7081	0.8014		1.00	0.0200	13.2	50.0
Tetrachloroethene	Ave	0.4636	0.5193		1.00	0.0200	12.0	50.0
2-Hexanone	Ave	0.2513	0.2717		10.0	0.0400	8.1	50.0
Dibromochloromethane	Ave	0.4492	0.4906		1.00	0.0200	9.2	50.0
1,2-Dibromoethane	Ave	0.4570	0.4855		1.00	0.0200	6.2	50.0
Chlorobenzene	Ave	1.375	1.411	0.3000	1.00	0.0200	2.7	50.0
1,1,1,2-Tetrachloroethane	Ave	0.4764	0.5117		1.00	0.0200	7.4	50.0
Ethylbenzene	Ave	0.6968	0.7305		1.00	0.0200	4.8	20.0
m-Xylene & p-Xylene	Ave	0.8155	0.9121		2.00	0.0200	11.9	50.0
o-Xylene	Ave	0.8432	0.8820		1.00	0.0200	4.6	50.0
Styrene	Ave	1.326	1.477		1.00	0.0200	11.4	50.0
Bromoform	Lin1		0.3448	0.1000	1.00	0.0200	-1.9	50.0
Isopropylbenzene	Ave	2.032	2.120		1.00	0.0200	4.3	50.0
1,1,2,2-Tetrachloroethane	Ave	1.055	1.029	0.3000	1.00	0.0200	-2.4	50.0
Bromobenzene	Ave	1.135	1.085		1.00	0.0200	-4.4	50.0
1,2,3-Trichloropropane	Ave	0.4404	0.4211		1.00	0.0200	-4.4	50.0
trans-1,4-Dichloro-2-butene	Ave	0.3312	0.2794		1.00	0.0200	-15.7	50.0
n-Propylbenzene	Ave	1.076	1.014		1.00	0.0200	-5.8	50.0
2-Chlorotoluene	Lin1		0.9052		1.00	0.0200	-5.0	50.0
1,3,5-Trimethylbenzene	Ave	3.186	3.026		1.00	0.0200	-5.0	50.0
4-Chlorotoluene	Ave	1.067	1.009		1.00	0.0200	-5.4	50.0
tert-Butylbenzene	Ave	2.960	2.552		1.00	0.0200	-13.8	50.0
1,2,4-Trimethylbenzene	Ave	3.425	3.187		1.00	0.0200	-7.0	50.0
sec-Butylbenzene	Lin1		3.704		1.00	0.0200	-1.3	50.0
1,3-Dichlorobenzene	Ave	2.075	2.015		1.00	0.0200	-2.9	50.0
p-Isopropyltoluene	Ave	3.636	3.267		0.0180	0.0200	-10.1	50.0
1,4-Dichlorobenzene	Ave	2.290	2.058		1.00	0.0200	-10.2	50.0
n-Butylbenzene	Lin1		2.727		1.00	0.0200	-4.9	50.0
1,2-Dichlorobenzene	Ave	2.170	1.918		1.00	0.0200	-11.6	50.0

FORM VII
GC/MS VOA CONTINUING CALIBRATION DATA

Lab Name: TestAmerica Canton Job No.: 240-39266-1

SDG No.:

Lab Sample ID: CCVIS 240-137882/3 Calibration Date: 07/09/2014 17:39

Instrument ID: A3UX9 Calib Start Date: 06/30/2014 17:01

GC Column: DB-624 ID: 0.18(mm) Calib End Date: 06/30/2014 18:56

Lab File ID: UX944812.D Conc. Units: ng/uL Heated Purge: (Y/N) N

ANALYTE	CURVE TYPE	AVE RRF	RRF	MIN RRF	CALC AMOUNT	SPIKE AMOUNT	%D	MAX %D
1,2-Dibromo-3-Chloropropane	Ave	0.2510	0.2312		2.00	0.0200	-7.9	50.0
1,2,4-Trichlorobenzene	Lin1		1.172		1.00	0.0200	-7.5	50.0
Hexachlorobutadiene	Lin1		0.5236		1.00	0.0200	-8.9	50.0
Naphthalene	Ave	3.639	3.224		1.00	0.0200	-11.4	50.0
1,2,3-Trichlorobenzene	Lin1		1.078		1.00	0.0200	-5.5	50.0
Dibromofluoromethane (Surr)	Ave	0.3527	0.3149		0.0138	0.0154	-10.7	50.0
1,2-Dichloroethane-d4 (Surr)	Ave	0.4757	0.4023		0.0130	0.0154	-15.4	50.0
Toluene-d8 (Surr)	Ave	1.704	1.754		0.0159	0.0154	2.9	50.0
4-Bromofluorobenzene (Surr)	Ave	0.6434	0.6135		0.0147	0.0154	-4.7	50.0

FORM VII
GC/MS VOA CONTINUING CALIBRATION DATA

Lab Name: TestAmerica Canton Job No.: 240-39266-1

SDG No.:

Lab Sample ID: CCV 240-137882/4 Calibration Date: 07/09/2014 18:25

Instrument ID: A3UX9 Calib Start Date: 04/03/2014 19:50

GC Column: DB-624 ID: 0.18(mm) Calib End Date: 04/03/2014 21:41

Lab File ID: UX944814.D Conc. Units: ng/uL Heated Purge: (Y/N) N

ANALYTE	CURVE TYPE	AVE RRF	RRF	MIN RRF	CALC AMOUNT	SPIKE AMOUNT	%D	MAX %D
Acetonitrile	Ave	0.0395	0.0344	NA	20.0	0.200	-13.0	50.0
Diisopropyl ether	Ave	0.3423	0.3546		10.0	0.0200	3.6	50.0
2-Chloro-1,3-butadiene	Ave	0.5272	0.5130		2.00	0.0200	-2.7	50.0
Ethyl-t-butyl ether (ETBE)	Ave	1.088	1.011		5.00	0.0200	-7.0	50.0
Ethyl acetate	Ave	0.2160	0.2507		4.00	0.0400	16.1	50.0
Propionitrile	Ave	0.0450	0.0439	NA	4.00	0.200	-2.5	50.0
Methacrylonitrile	Ave	0.1962	0.1827		2.00	0.200	-6.9	50.0
Tert-amyl-methyl ether (TAME)	Ave	1.069	1.039		5.00	0.0200	-2.8	50.0
n-Butanol	Ave	0.0087	0.0079	NA	50.0	0.500	-9.9	50.0
Ethyl acrylate	Ave	0.3954	0.3924		1.00	0.0200	-0.8	50.0
Methyl methacrylate	Ave	0.2975	0.2766		2.00	0.0400	-7.0	50.0
2-Nitropropane	Ave	0.0822	0.0624		2.00	0.0400	-24.1	NA 50.0
Cyclohexanone	Ave	0.0297	0.0265	NA	20.0	0.200	-10.7	50.0
Pentachloroethane	Ave	0.6263	0.5581		0.0356	0.0400	-10.9	50.0
1,2,3-Trimethylbenzene	Ave	3.681	3.397		0.0185	0.0200	-7.7	50.0
Benzyl chloride	Ave	0.4582	0.4340		1.00	0.0200	-5.3	50.0
1,3,5-Trichlorobenzene	Lin1		1.371		1.00	0.0200	-6.4	50.0
2-Methylnaphthalene	Lin		1.422		5.00	0.0400	-13.9	50.0

FORM IV
GC/MS VOA METHOD BLANK SUMMARY

Lab Name: TestAmerica Canton Job No.: 240-39266-1

SDG No.:

Lab File ID: UX944815.D Lab Sample ID: MB 240-137882/5

Matrix: Water Heated Purge:(Y/N) N

Instrument ID: A3UX9 Date Analyzed: 07/09/2014 18:46

GC Column: DB-624 ID: 0.18(mm)

THIS METHOD BLANK APPLIES TO THE FOLLOWING SAMPLES:

CLIENT SAMPLE ID	LAB SAMPLE ID	LAB FILE ID	DATE ANALYZED
	LCS 240-137882/6	UX944813.D	07/09/2014 18:02
MSA-SW42A-070714	240-39266-21	UX944818.D	07/09/2014 19:51
MSA-SW42B-070714	240-39266-22	UX944819.D	07/09/2014 20:14
MSA-SW42C-070714	240-39266-23	UX944820.D	07/09/2014 20:37
MSA-SW42D-070714	240-39266-24	UX944821.D	07/09/2014 20:58
MSA-SW43A-070714	240-39266-25	UX944822.D	07/09/2014 21:21
MSA-SW43B-070714	240-39266-26	UX944823.D	07/09/2014 21:44
MSA-SW43C-070714	240-39266-27	UX944824.D	07/09/2014 22:06
MSA-SW43D-070714	240-39266-28	UX944825.D	07/09/2014 22:26
MSA-SW44A-070714	240-39266-29	UX944826.D	07/09/2014 22:49
MSA-SW44B-070714	240-39266-30	UX944827.D	07/09/2014 23:12
MSA-SW44C-070714	240-39266-31	UX944828.D	07/09/2014 23:36
MSA-SW44D-070714	240-39266-32	UX944829.D	07/09/2014 23:59
MSA-SW45A-070714	240-39266-33	UX944830.D	07/10/2014 00:22
MSA-SW45B-070714	240-39266-34	UX944831.D	07/10/2014 00:45
MSA-SW45C-070714	240-39266-35	UX944832.D	07/10/2014 01:08
MSA-SW45D-070714	240-39266-36	UX944833.D	07/10/2014 01:31
EL-SW01A-070714	240-39266-37	UX944834.D	07/10/2014 01:54
EL-SW01B-070714	240-39266-38	UX944835.D	07/10/2014 02:17
EL-SW01C-070714	240-39266-39	UX944836.D	07/10/2014 02:40
EL-SW01D-070714	240-39266-40	UX944837.D	07/10/2014 03:14
MSA-SW42C-070714 MS	240-39266-23 MS	UX944838.D	07/10/2014 03:37
MSA-SW42C-070714 MSD	240-39266-23 MSD	UX944839.D	07/10/2014 04:01

FORM I
GC/MS VOA ORGANICS ANALYSIS DATA SHEET

Lab Name: TestAmerica Canton Job No.: 240-39266-1

SDG No.:

Client Sample ID: Lab Sample ID: MB 240-137882/5

Matrix: Water Lab File ID: UX944815.D

Analysis Method: 8260B Date Collected:

Sample wt/vol: 5(mL) Date Analyzed: 07/09/2014 18:46

Soil Aliquot Vol: Dilution Factor: 1

Soil Extract Vol.: GC Column: DB-624 ID: 0.18(mm)

% Moisture: Level: (low/med) Low

Analysis Batch No.: 137882 Units: ug/L

CAS NO.	COMPOUND NAME	RESULT	Q	RL	MDL
630-20-6	1,1,1,2-Tetrachloroethane	1.0	U	1.0	0.23
71-55-6	1,1,1-Trichloroethane	1.0	U	1.0	0.22
79-34-5	1,1,2,2-Tetrachloroethane	1.0	U	1.0	0.18
76-13-1	1,1,2-Trichloro-1,2,2-trichfluoroeth ane	1.0	U	1.0	0.28
75-34-3	1,1-Dichloroethane	1.0	U	1.0	0.15
75-35-4	1,1-Dichloroethene	1.0	U	1.0	0.19
563-58-6	1,1-Dichloropropene	1.0	U	1.0	0.13
87-61-6	1,2,3-Trichlorobenzene	1.0	U	1.0	0.17
96-18-4	1,2,3-Trichloropropane	1.0	U	1.0	0.43
526-73-8	1,2,3-Trimethylbenzene	5.0	U	5.0	0.0059
120-82-1	1,2,4-Trichlorobenzene	1.0	U	1.0	0.15
95-63-6	1,2,4-Trimethylbenzene	1.0	U	1.0	0.12
96-12-8	1,2-Dibromo-3-Chloropropane	5.0	U	5.0	0.67
106-93-4	1,2-Dibromoethane	1.0	U	1.0	0.24
95-50-1	1,2-Dichlorobenzene	1.0	U	1.0	0.13
107-06-2	1,2-Dichloroethane	1.0	U	1.0	0.22
78-87-5	1,2-Dichloropropane	1.0	U	1.0	0.18
541-73-1	1,3-Dichlorobenzene	1.0	U	1.0	0.14
142-28-9	1,3-Dichloropropane	1.0	U	1.0	0.16
106-46-7	1,4-Dichlorobenzene	1.0	U	1.0	0.13
594-20-7	2,2-Dichloropropane	1.0	U	1.0	0.13
78-93-3	2-Butanone	5.0	U	5.0	0.57
110-75-8	2-Chloroethyl vinyl ether	10	U	10	0.99
95-49-8	2-Chlorotoluene	1.0	U	1.0	0.11
591-78-6	2-Hexanone	5.0	U	5.0	0.41
106-43-4	4-Chlorotoluene	1.0	U	1.0	0.18
108-10-1	4-Methyl-2-pentanone	5.0	U	5.0	0.32
67-64-1	Acetone	5.0	U	5.0	1.1
71-43-2	Benzene	1.0	U	1.0	0.13
108-86-1	Bromobenzene	1.0	U	1.0	0.13
74-97-5	Bromochloromethane	1.0	U	1.0	0.29
75-27-4	Bromodichloromethane	1.0	U	1.0	0.15
75-25-2	Bromoform	1.0	U	1.0	0.64
74-83-9	Bromomethane	1.0	U	1.0	0.41
75-15-0	Carbon disulfide	1.0	U	1.0	0.13

FORM I
GC/MS VOA ORGANICS ANALYSIS DATA SHEET

Lab Name: TestAmerica Canton | Job No.: 240-39266-1

SDG No.:

Client Sample ID: | Lab Sample ID: MB 240-137882/5

Matrix: Water | Lab File ID: UX944815.D

Analysis Method: 8260B | Date Collected:

Sample wt/vol: 5(mL) | Date Analyzed: 07/09/2014 18:46

Soil Aliquot Vol: | Dilution Factor: 1

Soil Extract Vol.: | GC Column: DB-624 ID: 0.18(mm)

% Moisture: | Level: (low/med) Low

Analysis Batch No.: 137882 | Units: ug/L

CAS NO.	COMPOUND NAME	RESULT	Q	RL	MDL
56-23-5	Carbon tetrachloride	1.0	U	1.0	0.13
108-90-7	Chlorobenzene	1.0	U	1.0	0.15
75-00-3	Chloroethane	1.0	U	1.0	0.29
67-66-3	Chloroform	1.0	U	1.0	0.16
74-87-3	Chloromethane	1.0	U	1.0	0.30
156-59-2	cis-1,2-Dichloroethene	1.0	U	1.0	0.17
10061-01-5	cis-1,3-Dichloropropene	1.0	U	1.0	0.14
124-48-1	Dibromochloromethane	1.0	U	1.0	0.18
74-95-3	Dibromomethane	1.0	U	1.0	0.28
75-71-8	Dichlorodifluoromethane	1.0	U	1.0	0.31
108-20-3	Diisopropyl ether	5.0	U	5.0	1.5
100-41-4	Ethylbenzene	1.0	U	1.0	0.17
637-92-3	Ethyl-t-butyl ether (ETBE)	5.0	U	5.0	0.11
87-68-3	Hexachlorobutadiene	1.0	U	1.0	0.30
98-82-8	Isopropylbenzene	1.0	U	1.0	0.13
1634-04-4	Methyl tert-butyl ether	1.0	U	1.0	0.17
75-09-2	Methylene Chloride	0.604	J	1.0	0.33
179601-23-1	m-Xylene & p-Xylene	2.0	U	2.0	0.24
91-20-3	Naphthalene	1.0	U	1.0	0.24
104-51-8	n-Butylbenzene	1.0	U	1.0	0.12
103-65-1	n-Propylbenzene	1.0	U	1.0	0.14
95-47-6	o-Xylene	1.0	U	1.0	0.14
99-87-6	p-Isopropyltoluene	1.0	U	1.0	0.12
135-98-8	sec-Butylbenzene	1.0	U	1.0	0.13
100-42-5	Styrene	1.0	U	1.0	0.11
994-05-8	Tert-amyl-methyl ether (TAME)	5.0	U	5.0	0.067
75-65-0	tert-Butyl alcohol	20	U	20	3.9
98-06-6	tert-Butylbenzene	1.0	U	1.0	0.13
127-18-4	Tetrachloroethene	1.0	U	1.0	0.29
108-88-3	Toluene	1.0	U	1.0	0.13
156-60-5	trans-1,2-Dichloroethene	1.0	U	1.0	0.19
10061-02-6	trans-1,3-Dichloropropene	1.0	U	1.0	0.19
79-01-6	Trichloroethene	1.0	U	1.0	0.17
75-69-4	Trichlorofluoromethane	1.0	U	1.0	0.21
108-05-4	Vinyl acetate	2.0	U	2.0	0.19
75-01-4	Vinyl chloride	0.50	U	0.50	0.22

FORM I
GC/MS VOA ORGANICS ANALYSIS DATA SHEET

Lab Name: TestAmerica Canton Job No.: 240-39266-1

SDG No.:

Client Sample ID: Lab Sample ID: MB 240-137882/5

Matrix: Water Lab File ID: UX944815.D

Analysis Method: 8260B Date Collected:

Sample wt/vol: 5(mL) Date Analyzed: 07/09/2014 18:46

Soil Aliquot Vol: Dilution Factor: 1

Soil Extract Vol.: GC Column: DB-624 ID: 0.18(mm)

% Moisture: Level: (low/med) Low

Analysis Batch No.: 137882 Units: ug/L

CAS NO.	COMPOUND NAME	RESULT	Q	RL	MDL
1330-20-7	Xylenes, Total	2.0	U	2.0	0.14

CAS NO.	SURROGATE	%REC	Q	LIMITS
17060-07-0	1,2-Dichloroethane-d4 (Surr)	89		63-129
460-00-4	4-Bromofluorobenzene (Surr)	88		66-120
1868-53-7	Dibromofluoromethane (Surr)	92		75-121
2037-26-5	Toluene-d8 (Surr)	97		74-120

FORM VIII
GC/MS VOA INTERNAL STANDARD AREA AND RETENTION TIME SUMMARY

Lab Name: TestAmerica Canton Job No.: 240-39266-1

SDG No.:

Sample No.: STD8260 240-133298/4 Date Analyzed: 06/04/2014 10:48

Instrument ID: A3UX17 GC Column: DB-624 ID: 0.18(mm)

Lab File ID (Standard): UXR3834.D Heated Purge: (Y/N) N

Calibration ID: 22621

		FB		CBZ		DCB	
		AREA #	RT #	AREA #	RT #	AREA #	RT #
INITIAL CALIBRATION MID-POINT		1371399	5.76	1224552	8.48	790490	10.72
UPPER LIMIT		2742798	6.26	2449104	8.98	1580980	11.22
LOWER LIMIT		685700	5.26	612276	7.98	395245	10.22
LAB SAMPLE ID	CLIENT SAMPLE ID						
ICV 240-133298/15		1401752	5.76	1186784	8.48	734115	10.72
ICV 240-133298/32		1482081	5.76	1277939	8.48	821812	10.72
CCVIS 240-137768/2		1210593	5.76	908465	8.48	620874	10.72
CCVIS 240-137993/2		1230778	5.76	924450	8.48	637200	10.72

FB = Fluorobenzene
CBZ = Chlorobenzene-d5
DCB = 1,4-Dichlorobenzene-d4

Area Limit = 50%-200% of internal standard area
RT Limit = ± 0.5 minutes of internal standard RT

Column used to flag values outside QC limits

FORM VIII 8260B

FORM II
GC/MS VOA SURROGATE RECOVERY

Lab Name: TestAmerica Canton Job No.: 240-39266-1

SDG No.:

Matrix: Water Level: Low

GC Column (1): DB-624 ID: 0.18 (mm)

Client Sample ID	Lab Sample ID	DBFM #	DCA #	TOL #	BFB #
MSA-SW37A-070714	240-39266-1	79	86	78	69
MSA-SW37B-070714	240-39266-2	80	84	81	69
MSA-SW37C-070714	240-39266-3	82	84	80	72
MSA-SW37D-070714	240-39266-4	80	85	80	70
MSA-SW38A-070714	240-39266-5	81	84	80	70
MSA-SW38B-070714	240-39266-6	81	86	80	69
MSA-SW38C-070714	240-39266-7	84	89	84	74
MSA-SW38D-070714	240-39266-8	81	84	78	68
MSA-SW39A-070714	240-39266-9	82	87	78	68
MSA-SW39B-070714	240-39266-10	83	89	79	67
MSA-SW39C-070714	240-39266-11	88	94	84	73
MSA-SW39D-070714	240-39266-12	85	90	80	68
MSA-SW40A-070714	240-39266-13	85	88	79	71
MSA-SW40B-070714	240-39266-14	87	94	83	71
MSA-SW40C-070714	240-39266-15	93	96	85	74
MSA-SW40D-070714	240-39266-16	86	90	81	68
MSA-SW41A-070714	240-39266-17	88	94	83	72
MSA-SW41B-070714	240-39266-18	84	89	78	68
MSA-SW41C-070714	240-39266-19	84	89	79	66
MSA-SW41D-070714	240-39266-20	89	95	84	73
MSA-SW42A-070714	240-39266-21	94	89	96	85
MSA-SW42B-070714	240-39266-22	95	91	96	85
MSA-SW42C-070714	240-39266-23	97	88	96	83
MSA-SW42D-070714	240-39266-24	93	86	96	84
MSA-SW43A-070714	240-39266-25	90	86	96	87
MSA-SW43B-070714	240-39266-26	94	88	97	85
MSA-SW43C-070714	240-39266-27	96	94	97	86
MSA-SW43D-070714	240-39266-28	91	87	95	84
MSA-SW44A-070714	240-39266-29	89	86	97	85
MSA-SW44B-070714	240-39266-30	89	89	99	83
MSA-SW44C-070714	240-39266-31	100	88	99	87
MSA-SW44D-070714	240-39266-32	93	87	94	91
MSA-SW45A-070714	240-39266-33	91	85	96	91
MSA-SW45B-070714	240-39266-34	98	89	95	86
MSA-SW45C-070714	240-39266-35	100	89	92	83

	QC LIMITS
DBFM = Dibromofluoromethane (Surr)	75-121
DCA = 1,2-Dichloroethane-d4 (Surr)	63-129
TOL = Toluene-d8 (Surr)	74-120
BFB = 4-Bromofluorobenzene (Surr)	66-120

Column to be used to flag recovery values

FORM II 8260B

FORM II
GC/MS VOA SURROGATE RECOVERY

Lab Name: TestAmerica Canton Job No.: 240-39266-1

SDG No.:

Matrix: Water Level: Low

GC Column (1): DB-624 ID: 0.18 (mm)

Client Sample ID	Lab Sample ID	DBFM #	DCA #	TOL #	BFB #
MSA-SW45D-070714	240-39266-36	90	86	98	88
EL-SW01A-070714	240-39266-37	98	91	98	85
EL-SW01B-070714	240-39266-38	93	86	97	88
EL-SW01C-070714	240-39266-39	94	86	98	84
EL-SW01D-070714	240-39266-40	90	88	97	85
TB-070714	240-39266-41	85	89	78	67
	MB 240-137768/6	81	85	79	71
	MB 240-137882/5	92	89	97	88
	MB 240-137993/6	87	91	87	74
	LCS 240-137768/4	82	83	93	91
	LCS 240-137882/6	95	93	98	89
	LCS 240-137993/4	75	79	89	89
MSA-SW37A-070714 MS	240-39266-1 MS	79	80	90	88
MSA-SW42C-070714 MS	240-39266-23 MS	95	85	100	92
	240-39216-B-11 MS	75	77	87	86
MSA-SW37A-070714 MSD	240-39266-1 MSD	76	79	88	86
MSA-SW42C-070714 MSD	240-39266-23 MSD	95	90	98	88
	240-39216-B-11 MSD	76	78	90	90

	QC LIMITS
DBFM = Dibromofluoromethane (Surr)	75-121
DCA = 1,2-Dichloroethane-d4 (Surr)	63-129
TOL = Toluene-d8 (Surr)	74-120
BFB = 4-Bromofluorobenzene (Surr)	66-120

Column to be used to flag recovery values

FORM II 8260B

FORM III
GC/MS VOA LAB CONTROL SAMPLE RECOVERY

Lab Name: TestAmerica Canton Job No.: 240-39266-1

SDG No.:

Matrix: Water Level: Low Lab File ID: UXR4541.D

Lab ID: LCS 240-137768/4 Client ID:

COMPOUND	SPIKE ADDED (ug/L)	LCS CONCENTRATION (ug/L)	LCS % REC	QC LIMITS REC	#
1,1,1,2-Tetrachloroethane	10.0	10.3	103	72-120	
1,1,1-Trichloroethane	10.0	8.33	83	74-120	
1,1,2,2-Tetrachloroethane	10.0	10.5	105	68-120	
1,1,2-Trichloro-1,2,2-trichfluoroethane	10.0	8.75	88	74-151	
1,1-Dichloroethane	10.0	9.12	91	80-120	
1,1-Dichloroethene	10.0	9.08	91	78-131	
1,1-Dichloropropene	10.0	9.79	98	80-120	
1,2,3-Trichlorobenzene	10.0	8.87	89	54-126	
1,2,3-Trichloropropane	10.0	11.8	118	73-129	
1,2,4-Trichlorobenzene	10.0	9.08	91	48-135	
1,2,4-Trimethylbenzene	10.0	10.9	109	76-120	
1,2-Dibromo-3-Chloropropane	10.0	9.82	98	42-136	
1,2-Dibromoethane	10.0	10.8	108	79-120	
1,2-Dichlorobenzene	10.0	10.7	107	80-120	
1,2-Dichloroethane	10.0	9.54	95	71-127	
1,2-Dichloropropane	10.0	8.93	89	80-120	
1,3-Dichlorobenzene	10.0	10.4	104	80-120	
1,3-Dichloropropane	10.0	10.4	104	79-120	
1,4-Dichlorobenzene	10.0	10.5	105	80-120	
2,2-Dichloropropane	10.0	7.18	72	50-129	
2-Butanone	20.0	17.5	87	60-126	
2-Chloroethyl vinyl ether	12.0	10.6	88	52-131	
2-Chlorotoluene	10.0	10.4	104	76-120	
2-Hexanone	20.0	21.6	108	55-133	
4-Chlorotoluene	10.0	10.5	105	77-120	
4-Methyl-2-pentanone	20.0	18.6	93	63-128	
Acetone	20.0	17.2	86	43-136	
Benzene	10.0	9.16	92	80-120	
Bromobenzene	10.0	10.5	105	76-120	
Bromochloromethane	10.0	8.83	88	77-120	
Bromodichloromethane	10.0	9.26	93	72-121	
Bromoform	10.0	10.5	105	40-131	
Bromomethane	10.0	10.8	108	11-185	
Carbon disulfide	10.0	8.26	83	62-142	
Carbon tetrachloride	10.0	9.32	93	66-128	
Chlorobenzene	10.0	10.2	102	80-120	
Chloroethane	10.0	19.1	191	25-153	*
Chloroform	10.0	9.60	96	79-120	
Chloromethane	10.0	9.64	96	44-126	
cis-1,2-Dichloroethene	10.0	9.14	91	80-120	
cis-1,3-Dichloropropene	10.0	8.61	86	61-120	

Column to be used to flag recovery and RPD values

FORM III 8260B

FORM III
GC/MS VOA LAB CONTROL SAMPLE RECOVERY

Lab Name: TestAmerica Canton Job No.: 240-39266-1

SDG No.:

Matrix: Water Level: Low Lab File ID: UXR4541.D

Lab ID: LCS 240-137768/4 Client ID:

COMPOUND	SPIKE ADDED (ug/L)	LCS CONCENTRATION (ug/L)	LCS % REC	QC LIMITS REC	#
Dibromochloromethane	10.0	10.6	106	64-120	
Dibromomethane	10.0	9.57	96	80-120	
Dichlorodifluoromethane	10.0	7.95	80	19-129	
Ethylbenzene	10.0	10.6	106	80-120	
Hexachlorobutadiene	10.0	10.2	102	36-134	
Isopropylbenzene	10.0	10.8	108	75-120	
Methyl tert-butyl ether	10.0	8.32	83	52-144	
Methylene Chloride	10.0	10.3	103	66-131	
m-Xylene & p-Xylene	10.0	10.8	108	80-120	
Naphthalene	10.0	9.04	90	32-141	
n-Butylbenzene	10.0	10.6	106	66-125	
n-Propylbenzene	10.0	11.0	110	74-121	
o-Xylene	10.0	10.7	107	80-120	
p-Isopropyltoluene	10.0	10.8	108	74-120	
sec-Butylbenzene	10.0	10.7	107	70-120	
Styrene	10.0	11.3	113	79-120	
tert-Butyl alcohol	100	77.6	78	70-130	
tert-Butylbenzene	10.0	10.5	105	71-120	
Tetrachloroethene	10.0	10.4	104	79-120	
Toluene	10.0	10.8	108	80-120	
trans-1,2-Dichloroethene	10.0	9.25	92	80-120	
trans-1,3-Dichloropropene	10.0	10.7	107	58-120	
Trichloroethene	10.0	8.86	89	76-120	
Trichlorofluoromethane	10.0	10.8	108	49-157	
Vinyl acetate	8.00	8.09	101	46-161	
Vinyl chloride	10.0	10.6	106	53-127	
Xylenes, Total	20.0	21.5	108	80-120	

Column to be used to flag recovery and RPD values

FORM III 8260B

FORM III
GC/MS VOA LAB CONTROL SAMPLE RECOVERY

Lab Name: TestAmerica Canton Job No.: 240-39266-1

SDG No.:

Matrix: Water Level: Low Lab File ID: UX944813.D

Lab ID: LCS 240-137882/6 Client ID:

COMPOUND	SPIKE ADDED (ug/L)	LCS CONCENTRATION (ug/L)	LCS % REC	QC LIMITS REC	#
1,1,1,2-Tetrachloroethane	20.0	20.6	103	72-120	
1,1,1-Trichloroethane	20.0	17.1	86	74-120	
1,1,2,2-Tetrachloroethane	20.0	22.5	112	68-120	
1,1,2-Trichloro-1,2,2-trichfluoroethane	20.0	23.0	115	74-151	
1,1-Dichloroethane	20.0	20.2	101	80-120	
1,1-Dichloroethene	20.0	20.0	100	78-131	
1,1-Dichloropropene	20.0	23.1	115	80-120	
1,2,3-Trichlorobenzene	20.0	21.5	107	54-126	
1,2,3-Trichloropropane	20.0	21.7	109	73-129	
1,2,4-Trichlorobenzene	20.0	21.4	107	48-135	
1,2,4-Trimethylbenzene	20.0	20.3	102	76-120	
1,2-Dibromo-3-Chloropropane	20.0	21.9	109	42-136	
1,2-Dibromoethane	20.0	20.4	102	79-120	
1,2-Dichlorobenzene	20.0	20.0	100	80-120	
1,2-Dichloroethane	20.0	20.8	104	71-127	
1,2-Dichloropropane	20.0	21.6	108	80-120	
1,3-Dichlorobenzene	20.0	21.2	106	80-120	
1,3-Dichloropropane	20.0	22.0	110	79-120	
1,4-Dichlorobenzene	20.0	20.7	104	80-120	
2,2-Dichloropropane	20.0	19.0	95	50-129	
2-Butanone	40.0	35.6	89	60-126	
2-Chloroethyl vinyl ether	24.0	26.2	109	52-131	
2-Chlorotoluene	20.0	21.6	108	76-120	
2-Hexanone	40.0	40.8	102	55-133	
4-Chlorotoluene	20.0	21.1	105	77-120	
4-Methyl-2-pentanone	40.0	37.2	93	63-128	
Acetone	40.0	33.2	83	43-136	
Benzene	20.0	21.1	106	80-120	
Bromobenzene	20.0	21.9	110	76-120	
Bromochloromethane	20.0	21.3	106	77-120	
Bromodichloromethane	20.0	21.0	105	72-121	
Bromoform	20.0	17.8	89	40-131	
Bromomethane	20.0	18.3	92	11-185	
Carbon disulfide	20.0	22.4	112	62-142	
Carbon tetrachloride	20.0	22.2	111	66-128	
Chlorobenzene	20.0	20.6	103	80-120	
Chloroethane	20.0	18.2	91	25-153	
Chloroform	20.0	20.9	104	79-120	
Chloromethane	20.0	21.7	108	44-126	
cis-1,2-Dichloroethene	20.0	19.9	100	80-120	
cis-1,3-Dichloropropene	20.0	21.8	109	61-120	

Column to be used to flag recovery and RPD values

FORM III 8260B

FORM III
GC/MS VOA LAB CONTROL SAMPLE RECOVERY

Lab Name: TestAmerica Canton Job No.: 240-39266-1

SDG No.:

Matrix: Water Level: Low Lab File ID: UX944813.D

Lab ID: LCS 240-137882/6 Client ID:

COMPOUND	SPIKE ADDED (ug/L)	LCS CONCENTRATION (ug/L)	LCS % REC	QC LIMITS REC	#
Dibromochloromethane	20.0	22.0	110	64-120	
Dibromomethane	20.0	21.9	109	80-120	
Dichlorodifluoromethane	20.0	18.7	94	19-129	
Ethylbenzene	20.0	20.2	101	80-120	
Hexachlorobutadiene	20.0	21.0	105	36-134	
Isopropylbenzene	20.0	20.6	103	75-120	
Methyl tert-butyl ether	20.0	20.3	101	52-144	
Methylene Chloride	20.0	19.9	100	66-131	
m-Xylene & p-Xylene	20.0	22.1	110	80-120	
Naphthalene	20.0	19.5	97	32-141	
n-Butylbenzene	20.0	21.0	105	66-125	
n-Propylbenzene	20.0	21.0	105	74-121	
o-Xylene	20.0	20.6	103	80-120	
p-Isopropyltoluene	20.0	19.9	100	74-120	
sec-Butylbenzene	20.0	22.1	110	70-120	
Styrene	20.0	22.4	112	79-120	
tert-Butyl alcohol	200	195	97	70-130	
tert-Butylbenzene	20.0	19.8	99	71-120	
Tetrachloroethene	20.0	21.2	106	79-120	
Toluene	20.0	21.1	106	80-120	
trans-1,2-Dichloroethene	20.0	21.8	109	80-120	
trans-1,3-Dichloropropene	20.0	22.3	112	58-120	
Trichloroethene	20.0	21.4	107	76-120	
Trichlorofluoromethane	20.0	20.6	103	49-157	
Vinyl acetate	16.0	20.0	125	46-161	
Vinyl chloride	20.0	20.8	104	53-127	
Xylenes, Total	40.0	42.7	107	80-120	

Column to be used to flag recovery and RPD values

FORM III 8260B

FORM III
GC/MS VOA LAB CONTROL SAMPLE RECOVERY

Lab Name: TestAmerica Canton Job No.: 240-39266-1

SDG No.:

Matrix: Water Level: Low Lab File ID: UXR4568.D

Lab ID: LCS 240-137993/4 Client ID:

COMPOUND	SPIKE ADDED (ug/L)	LCS CONCENTRATION (ug/L)	LCS % REC	QC LIMITS REC	#
1,1,1,2-Tetrachloroethane	10.0	9.92	99	72-120	
1,1,1-Trichloroethane	10.0	7.62	76	74-120	
1,1,2,2-Tetrachloroethane	10.0	9.88	99	68-120	
1,1,2-Trichloro-1,2,2-trichfluoroethane	10.0	7.97	80	74-151	
1,1-Dichloroethane	10.0	8.33	83	80-120	
1,1-Dichloroethene	10.0	8.38	84	78-131	
1,1-Dichloropropene	10.0	9.06	91	80-120	
1,2,3-Trichlorobenzene	10.0	7.80	78	54-126	
1,2,3-Trichloropropane	10.0	11.1	111	73-129	
1,2,4-Trichlorobenzene	10.0	8.18	82	48-135	
1,2,4-Trimethylbenzene	10.0	10.4	104	76-120	
1,2-Dibromo-3-Chloropropane	10.0	8.89	89	42-136	
1,2-Dibromoethane	10.0	10.3	103	79-120	
1,2-Dichlorobenzene	10.0	9.98	100	80-120	
1,2-Dichloroethane	10.0	8.88	89	71-127	
1,2-Dichloropropane	10.0	8.47	85	80-120	
1,3-Dichlorobenzene	10.0	9.81	98	80-120	
1,3-Dichloropropane	10.0	10.1	101	79-120	
1,4-Dichlorobenzene	10.0	9.90	99	80-120	
2,2-Dichloropropane	10.0	6.47	65	50-129	
2-Butanone	20.0	16.6	83	60-126	
2-Chloroethyl vinyl ether	12.0	9.47 J	79	52-131	
2-Chlorotoluene	10.0	9.73	97	76-120	
2-Hexanone	20.0	19.3	96	55-133	
4-Chlorotoluene	10.0	10.0	100	77-120	
4-Methyl-2-pentanone	20.0	17.1	86	63-128	
Acetone	20.0	15.5	77	43-136	
Benzene	10.0	8.42	84	80-120	
Bromobenzene	10.0	9.70	97	76-120	
Bromochloromethane	10.0	8.35	84	77-120	
Bromodichloromethane	10.0	8.59	86	72-121	
Bromoform	10.0	9.77	98	40-131	
Bromomethane	10.0	6.32	63	11-185	
Carbon disulfide	10.0	6.91	69	62-142	
Carbon tetrachloride	10.0	8.49	85	66-128	
Chlorobenzene	10.0	9.77	98	80-120	
Chloroethane	10.0	11.3	113	25-153	
Chloroform	10.0	8.92	89	79-120	
Chloromethane	10.0	8.06	81	44-126	
cis-1,2-Dichloroethene	10.0	8.39	84	80-120	
cis-1,3-Dichloropropene	10.0	8.05	80	61-120	

Column to be used to flag recovery and RPD values

FORM III 8260B

FORM III
GC/MS VOA LAB CONTROL SAMPLE RECOVERY

Lab Name: TestAmerica Canton Job No.: 240-39266-1

SDG No.:

Matrix: Water Level: Low Lab File ID: UXR4568.D

Lab ID: LCS 240-137993/4 Client ID:

COMPOUND	SPIKE ADDED (ug/L)	LCS CONCENTRATION (ug/L)	LCS % REC	QC LIMITS REC	#
Dibromochloromethane	10.0	10.1	101	64-120	
Dibromomethane	10.0	8.89	89	80-120	
Dichlorodifluoromethane	10.0	6.85	69	19-129	
Ethylbenzene	10.0	10.3	103	80-120	
Hexachlorobutadiene	10.0	9.12	91	36-134	
Isopropylbenzene	10.0	10.3	103	75-120	
Methyl tert-butyl ether	10.0	7.74	77	52-144	
Methylene Chloride	10.0	10.4	104	66-131	
m-Xylene & p-Xylene	10.0	10.4	104	80-120	
Naphthalene	10.0	7.86	79	32-141	
n-Butylbenzene	10.0	10.0	100	66-125	
n-Propylbenzene	10.0	10.4	104	74-121	
o-Xylene	10.0	10.2	102	80-120	
p-Isopropyltoluene	10.0	10.1	101	74-120	
sec-Butylbenzene	10.0	10.1	101	70-120	
Styrene	10.0	10.8	108	79-120	
tert-Butyl alcohol	100	67.6	68	70-130	*
tert-Butylbenzene	10.0	9.90	99	71-120	
Tetrachloroethene	10.0	10.0	100	79-120	
Toluene	10.0	10.4	104	80-120	
trans-1,2-Dichloroethene	10.0	8.58	86	80-120	
trans-1,3-Dichloropropene	10.0	9.88	99	58-120	
Trichloroethene	10.0	8.23	82	76-120	
Trichlorofluoromethane	10.0	8.16	82	49-157	
Vinyl acetate	8.00	7.02	88	46-161	
Vinyl chloride	10.0	9.51	95	53-127	
Xylenes, Total	20.0	20.6	103	80-120	

Column to be used to flag recovery and RPD values

FORM III 8260B

FORM III
GC/MS VOA MATRIX SPIKE RECOVERY

Lab Name: TestAmerica Canton Job No.: 240-39266-1

SDG No.:

Matrix: Water Level: Low Lab File ID: UXR4564.D

Lab ID: 240-39266-1 MS Client ID: MSA-SW37A-070714 MS

COMPOUND	SPIKE ADDED (ug/L)	SAMPLE CONCENTRATION (ug/L)	MS CONCENTRATION (ug/L)	MS % REC	QC LIMITS REC	#
1,1,1,2-Tetrachloroethane	10.0	1.0 U	9.78	98	64-120	
1,1,1-Trichloroethane	10.0	1.0 U	7.34	73	68-121	
1,1,2,2-Tetrachloroethane	10.0	1.0 U	9.41	94	63-122	
1,1,2-Trichloro-1,2,2-trichfluoroethane	10.0	1.0 U	7.93	79	70-152	
1,1-Dichloroethane	10.0	1.0 U	8.14	81	79-120	
1,1-Dichloroethene	10.0	1.0 U	8.11	81	74-135	
1,1-Dichloropropene	10.0	1.0 U	8.71	87	80-120	
1,2,3-Trichlorobenzene	10.0	1.0 U	7.54	75	45-129	
1,2,3-Trichloropropane	10.0	1.0 U	10.8	108	67-132	
1,2,4-Trichlorobenzene	10.0	1.0 U	7.43	74	38-138	
1,2,4-Trimethylbenzene	10.0	0.19 J	10.3	101	67-124	
1,2-Dibromo-3-Chloropropane	10.0	5.0 U	8.42	84	32-139	
1,2-Dibromoethane	10.0	1.0 U	9.86	99	74-120	
1,2-Dichlorobenzene	10.0	1.0 U	9.73	97	75-120	
1,2-Dichloroethane	10.0	1.0 U	8.81	88	68-129	
1,2-Dichloropropane	10.0	1.0 U	8.19	82	78-120	
1,3-Dichlorobenzene	10.0	1.0 U	9.44	94	73-120	
1,3-Dichloropropane	10.0	1.0 U	10.0	100	74-120	
1,4-Dichlorobenzene	10.0	1.0 U	9.57	96	75-120	
2,2-Dichloropropane	10.0	1.0 U	6.23	62	38-127	
2-Butanone	20.0	5.0 U	15.7	79	54-129	
2-Chloroethyl vinyl ether	12.0	10 U	10 U	0	10-150	F1
2-Chlorotoluene	10.0	1.0 U	9.24	92	69-120	
2-Hexanone	20.0	5.0 U	19.1	95	47-139	
4-Chlorotoluene	10.0	1.0 U	9.70	97	71-120	
4-Methyl-2-pentanone	20.0	5.0 U	15.9	80	56-131	
Acetone	20.0	5.0 U	16.5	82	33-145	
Benzene	10.0	0.17 J	8.58	84	72-121	
Bromobenzene	10.0	1.0 U	9.25	93	71-120	
Bromochloromethane	10.0	1.0 U	8.22	82	73-121	
Bromodichloromethane	10.0	1.0 U	8.30	83	67-120	
Bromoform	10.0	1.0 U	9.31	93	32-128	
Bromomethane	10.0	1.0 U	8.17	82	10-186	
Carbon disulfide	10.0	1.0 U	7.48	75	57-147	
Carbon tetrachloride	10.0	1.0 U	8.49	85	59-129	
Chlorobenzene	10.0	1.0 U	9.50	95	80-120	
Chloroethane	10.0	1.0 U	16.1	161	21-165	
Chloroform	10.0	1.0 U	8.74	87	76-120	
Chloromethane	10.0	1.0 U	8.75	88	33-132	
cis-1,2-Dichloroethene	10.0	1.0 U	8.29	83	70-120	
cis-1,3-Dichloropropene	10.0	1.0 U	7.01	70	51-120	

Column to be used to flag recovery and RPD values

FORM III 8260B

FORM III
GC/MS VOA MATRIX SPIKE RECOVERY

Lab Name: TestAmerica Canton Job No.: 240-39266-1

SDG No.:

Matrix: Water Level: Low Lab File ID: UXR4564.D

Lab ID: 240-39266-1 MS Client ID: MSA-SW37A-070714 MS

COMPOUND	SPIKE ADDED (ug/L)	SAMPLE CONCENTRATION (ug/L)	MS CONCENTRATION (ug/L)	MS % REC	QC LIMITS REC	#
Dibromochloromethane	10.0	1.0 U	9.72	97	56-120	
Dibromomethane	10.0	1.0 U	8.97	90	77-121	
Dichlorodifluoromethane	10.0	1.0 U	6.09	61	17-128	
Ethylbenzene	10.0	1.0 U	10.1	101	75-120	
Hexachlorobutadiene	10.0	1.0 U	8.31	83	27-132	
Isopropylbenzene	10.0	1.0 U	9.92	99	68-120	
Methyl tert-butyl ether	10.0	1.0 U	7.10	71	46-144	
Methylene Chloride	10.0	1.0 U	8.48	85	63-128	
m-Xylene & p-Xylene	10.0	0.35 J	10.7	104	75-120	
Naphthalene	10.0	1.0 U	7.54	75	15-158	
n-Butylbenzene	10.0	1.0 U	9.49	95	56-127	
n-Propylbenzene	10.0	1.0 U	9.70	97	64-124	
o-Xylene	10.0	0.17 J	10.1	100	76-120	
p-Isopropyltoluene	10.0	1.0 U	9.55	96	64-122	
sec-Butylbenzene	10.0	1.0 U	9.43	94	60-120	
Styrene	10.0	1.0 U	10.5	105	71-120	
tert-Butyl alcohol	100	20 U	64.0	64	70-130	F1
tert-Butylbenzene	10.0	1.0 U	9.24	92	61-120	
Tetrachloroethene	10.0	1.0 U	9.81	98	70-120	
Toluene	10.0	0.79 J	11.2	104	78-120	
trans-1,2-Dichloroethene	10.0	1.0 U	8.59	86	80-120	
trans-1,3-Dichloropropene	10.0	1.0 U	9.41	94	46-120	
Trichloroethene	10.0	0.43 J	8.39	80	66-120	
Trichlorofluoromethane	10.0	1.0 U	8.50	85	46-157	
Vinyl acetate	8.00	2.0 U	6.39	80	43-157	
Vinyl chloride	10.0	0.50 U	9.60	96	49-130	
Xylenes, Total	20.0	0.52 J	20.8	101	76-120	

Column to be used to flag recovery and RPD values

FORM III 8260B

FORM III
GC/MS VOA MATRIX SPIKE DUPLICATE RECOVERY

Lab Name: TestAmerica Canton Job No.: 240-39266-1

SDG No.:

Matrix: Water Level: Low Lab File ID: UXR4565.D

Lab ID: 240-39266-1 MSD Client ID: MSA-SW37A-070714 MSD

COMPOUND	SPIKE ADDED (ug/L)	MSD CONCENTRATION (ug/L)	MSD % REC	% RPD	QC LIMITS RPD	QC LIMITS REC	#
1,1,1,2-Tetrachloroethane	10.0	9.07	91	8	30	64-120	
1,1,1-Trichloroethane	10.0	7.16	72	2	30	68-121	
1,1,2,2-Tetrachloroethane	10.0	9.10	91	3	30	63-122	
1,1,2-Trichloro-1,2,2-trichfluoroethane	10.0	7.37	74	7	30	70-152	
1,1-Dichloroethane	10.0	7.90	79	3	30	79-120	
1,1-Dichloroethene	10.0	7.84	78	3	30	74-135	
1,1-Dichloropropene	10.0	8.38	84	4	30	80-120	
1,2,3-Trichlorobenzene	10.0	7.19	72	5	30	45-129	
1,2,3-Trichloropropane	10.0	10.5	105	3	30	67-132	
1,2,4-Trichlorobenzene	10.0	7.36	74	1	30	38-138	
1,2,4-Trimethylbenzene	10.0	9.92	97	4	30	67-124	
1,2-Dibromo-3-Chloropropane	10.0	8.02	80	5	30	32-139	
1,2-Dibromoethane	10.0	9.26	93	6	30	74-120	
1,2-Dichlorobenzene	10.0	9.31	93	4	30	75-120	
1,2-Dichloroethane	10.0	8.51	85	3	30	68-129	
1,2-Dichloropropane	10.0	7.64	76	7	✓ 30	78-120	F1
1,3-Dichlorobenzene	10.0	9.20	92	2	30	73-120	
1,3-Dichloropropane	10.0	9.20	92	8	30	74-120	
1,4-Dichlorobenzene	10.0	9.13	91	5	30	75-120	
2,2-Dichloropropane	10.0	5.71	57	9	30	38-127	
2-Butanone	20.0	14.7	74	6	30	54-129	
2-Chloroethyl vinyl ether	12.0	10 U	0	NC	30	10-150	F1
2-Chlorotoluene	10.0	8.98	90	3	30	69-120	
2-Hexanone	20.0	18.4	92	3	30	47-139	
4-Chlorotoluene	10.0	9.30	93	4	30	71-120	
4-Methyl-2-pentanone	20.0	15.2	76	5	30	56-131	
Acetone	20.0	14.2	71	15	30	33-145	
Benzene	10.0	8.02	79	7	30	72-121	
Bromobenzene	10.0	8.94	89	3	30	71-120	
Bromochloromethane	10.0	7.79	78	5	30	73-121	
Bromodichloromethane	10.0	7.93	79	5	30	67-120	
Bromoform	10.0	8.83	88	5	30	32-128	
Bromomethane	10.0	8.00	80	2	30	10-186	
Carbon disulfide	10.0	6.88	69	8	30	57-147	
Carbon tetrachloride	10.0	8.00	80	6	30	59-129	
Chlorobenzene	10.0	9.13	91	4	30	80-120	
Chloroethane	10.0	14.2	142	12	30	21-165	
Chloroform	10.0	8.31	83	5	30	76-120	
Chloromethane	10.0	8.34	83	5	30	33-132	
cis-1,2-Dichloroethene	10.0	7.88	79	5	30	70-120	
cis-1,3-Dichloropropene	10.0	6.82	68	3	30	51-120	

Column to be used to flag recovery and RPD values

FORM III 8260B

FORM III
GC/MS VOA MATRIX SPIKE DUPLICATE RECOVERY

Lab Name: TestAmerica Canton Job No.: 240-39266-1

SDG No.:

Matrix: Water Level: Low Lab File ID: UXR4565.D

Lab ID: 240-39266-1 MSD Client ID: MSA-SW37A-070714 MSD

COMPOUND	SPIKE ADDED (ug/L)	MSD CONCENTRATION (ug/L)	MSD % REC	% RPD	QC LIMITS RPD	QC LIMITS REC	#
Dibromochloromethane	10.0	9.10	91	7	30	56-120	
Dibromomethane	10.0	8.61	86	4	30	77-121	
Dichlorodifluoromethane	10.0	6.07	61	0	30	17-128	
Ethylbenzene	10.0	9.85	98	3	30	75-120	
Hexachlorobutadiene	10.0	8.15	82	2	30	27-132	
Isopropylbenzene	10.0	9.53	95	4	30	68-120	
Methyl tert-butyl ether	10.0	6.99	70	2	30	46-144	
Methylene Chloride	10.0	8.10	81	5	30	63-128	
m-Xylene & p-Xylene	10.0	10.1	98	6	30	75-120	
Naphthalene	10.0	7.35	73	3	30	15-158	
n-Butylbenzene	10.0	9.05	91	5	30	56-127	
n-Propylbenzene	10.0	9.38	94	3	30	64-124	
o-Xylene	10.0	9.64	95	5	30	76-120	
p-Isopropyltoluene	10.0	9.28	93	3	30	64-122	
sec-Butylbenzene	10.0	9.16	92	3	30	60-120	
Styrene	10.0	9.96	100	5	30	71-120	
tert-Butyl alcohol	100	63.3	63	1	30	70-130	F1
tert-Butylbenzene	10.0	9.02	90	2	30	61-120	
Tetrachloroethene	10.0	9.31	93	5	30	70-120	
Toluene	10.0	10.7	99	5	30	78-120	
trans-1,2-Dichloroethene	10.0	8.13	81	6	30	80-120	
trans-1,3-Dichloropropene	10.0	9.21	92	2	30	46-120	
Trichloroethene	10.0	8.24	78	2	30	66-120	
Trichlorofluoromethane	10.0	8.25	83	3	30	46-157	
Vinyl acetate	8.00	6.06	76	5	30	43-157	
Vinyl chloride	10.0	9.41	94	2	30	49-130	
Xylenes, Total	20.0	19.7	96	5	30	76-120	

Column to be used to flag recovery and RPD values

FORM III 8260B

FORM III
GC/MS VOA MATRIX SPIKE RECOVERY

Lab Name: TestAmerica Canton Job No.: 240-39266-1

SDG No.:

Matrix: Water Level: Low Lab File ID: UX944838.D

Lab ID: 240-39266-23 MS Client ID: MSA-SW42C-070714 MS

COMPOUND	SPIKE ADDED (ug/L)	SAMPLE CONCENTRATION (ug/L)	MS CONCENTRATION (ug/L)	MS % REC	QC LIMITS REC	#
1,1,1,2-Tetrachloroethane	20.0	1.0 U	20.3	102	64-120	
1,1,1-Trichloroethane	20.0	1.0 U	20.6	103	68-121	
1,1,2,2-Tetrachloroethane	20.0	1.0 U	20.3	101	63-122	
1,1,2-Trichloro-1,2,2-trichfluoroethane	20.0	1.0 U	17.4	87	70-152	
1,1-Dichloroethane	20.0	1.0 U	22.1	110	79-120	
1,1-Dichloroethene	20.0	1.0 U	18.8	94	74-135	
1,1-Dichloropropene	20.0	1.0 U	20.8	104	80-120	
1,2,3-Trichlorobenzene	20.0	1.0 U	18.8	94	45-129	
1,2,3-Trichloropropane	20.0	1.0 U	19.4	97	67-132	
1,2,4-Trichlorobenzene	20.0	1.0 U	17.8	89	38-138	
1,2,4-Trimethylbenzene	20.0	1.0 U	18.1	90	67-124	
1,2-Dibromo-3-Chloropropane	20.0	5.0 U	16.4	82	32-139	
1,2-Dibromoethane	20.0	1.0 U	20.8	104	74-120	
1,2-Dichlorobenzene	20.0	1.0 U	18.3	91	75-120	
1,2-Dichloroethane	20.0	1.0 U	20.3	102	68-129	
1,2-Dichloropropane	20.0	1.0 U	20.0	100	78-120	
1,3-Dichlorobenzene	20.0	1.0 U	19.3	96	73-120	
1,3-Dichloropropane	20.0	1.0 U	21.1	105	74-120	
1,4-Dichlorobenzene	20.0	1.0 U	18.1	91	75-120	
2,2-Dichloropropane	20.0	1.0 U	16.8	84	38-127	
2-Butanone	40.0	5.0 U	31.4	78	54-129	
2-Chloroethyl vinyl ether	24.0	10 U	10 U	0	10-150	F1
2-Chlorotoluene	20.0	1.0 U	18.3	91	69-120	
2-Hexanone	40.0	5.0 U	32.0	80	47-139	
4-Chlorotoluene	20.0	1.0 U	18.6	93	71-120	
4-Methyl-2-pentanone	40.0	5.0 U	34.2	86	56-131	
Acetone	40.0	5.0 U	26.0	65	33-145	
Benzene	20.0	1.0 U	20.9	104	72-121	
Bromobenzene	20.0	1.0 U	20.8	104	71-120	
Bromochloromethane	20.0	1.0 U	20.5	103	73-121	
Bromodichloromethane	20.0	1.0 U	20.8	104	67-120	
Bromoform	20.0	1.0 U	15.9	79	32-128	
Bromomethane	20.0	1.0 U	18.3	91	10-186	
Carbon disulfide	20.0	1.0 U	20.6	103	57-147	
Carbon tetrachloride	20.0	1.0 U	19.2	96	59-129	
Chlorobenzene	20.0	1.0 U	19.7	98	80-120	
Chloroethane	20.0	1.0 U	18.6	93	21-165	
Chloroform	20.0	1.0 U	20.4	102	76-120	
Chloromethane	20.0	1.0 U	22.1	110	33-132	
cis-1,2-Dichloroethene	20.0	0.27 J	19.5	96	70-120	
cis-1,3-Dichloropropene	20.0	1.0 U	19.7	99	51-120	

Column to be used to flag recovery and RPD values

FORM III 8260B

FORM III
GC/MS VOA MATRIX SPIKE RECOVERY

Lab Name: TestAmerica Canton Job No.: 240-39266-1

SDG No.:

Matrix: Water Level: Low Lab File ID: UX944838.D

Lab ID: 240-39266-23 MS Client ID: MSA-SW42C-070714 MS

COMPOUND	SPIKE ADDED (ug/L)	SAMPLE CONCENTRATION (ug/L)	MS CONCENTRATION (ug/L)	MS % REC	QC LIMITS REC	#
Dibromochloromethane	20.0	1.0 U	19.3	96	56-120	
Dibromomethane	20.0	1.0 U	20.8	104	77-121	
Dichlorodifluoromethane	20.0	1.0 U	14.2	71	17-128	
Ethylbenzene	20.0	1.0 U	19.1	96	75-120	
Hexachlorobutadiene	20.0	1.0 U	14.7	74	27-132	
Isopropylbenzene	20.0	1.0 U	18.7	93	68-120	
Methyl tert-butyl ether	20.0	1.0 U	19.1	96	46-144	
Methylene Chloride	20.0	1.0 U	20.5	102	63-128	
m-Xylene & p-Xylene	20.0	2.0 U	20.4	102	75-120	
Naphthalene	20.0	1.0 U	16.7	83	15-158	
n-Butylbenzene	20.0	1.0 U	16.4	82	56-127	
n-Propylbenzene	20.0	1.0 U	17.7	89	64-124	
o-Xylene	20.0	1.0 U	20.2	101	76-120	
p-Isopropyltoluene	20.0	1.0 U	16.2	81	64-122	
sec-Butylbenzene	20.0	1.0 U	17.8	89	60-120	
Styrene	20.0	1.0 U	21.6	108	71-120	
tert-Butyl alcohol	200	20 U	159	79	70-130	
tert-Butylbenzene	20.0	1.0 U	17.2	86	61-120	
Tetrachloroethene	20.0	1.0 U	19.6	98	70-120	
Toluene	20.0	1.0 U	20.5	103	78-120	
trans-1,2-Dichloroethene	20.0	1.0 U	20.2	101	80-120	
trans-1,3-Dichloropropene	20.0	1.0 U	21.5	108	46-120	
Trichloroethene	20.0	0.46 J	20.4	100	66-120	
Trichlorofluoromethane	20.0	1.0 U	17.4	87	46-157	
Vinyl acetate	16.0	2.0 U	17.6	110	43-157	
Vinyl chloride	20.0	0.50 U	20.3	101	49-130	
Xylenes, Total	40.0	2.0 U	40.6	102	76-120	

Column to be used to flag recovery and RPD values

FORM III 8260B

FORM III
GC/MS VOA MATRIX SPIKE DUPLICATE RECOVERY

Lab Name: TestAmerica Canton Job No.: 240-39266-1

SDG No.:

Matrix: Water Level: Low Lab File ID: UX944839.D

Lab ID: 240-39266-23 MSD Client ID: MSA-SW42C-070714 MSD

COMPOUND	SPIKE ADDED (ug/L)	MSD CONCENTRATION (ug/L)	MSD % REC	% RPD	QC LIMITS RPD	QC LIMITS REC	#
1,1,1,2-Tetrachloroethane	20.0	20.5	102	1	30	64-120	
1,1,1-Trichloroethane	20.0	19.7	99	4	30	68-121	
1,1,2,2-Tetrachloroethane	20.0	21.3	106	5	30	63-122	
1,1,2-Trichloro-1,2,2-trichfluoroethane	20.0	17.0	85	3	30	70-152	
1,1-Dichloroethane	20.0	19.1	95	15	30	79-120	
1,1-Dichloroethene	20.0	19.3	97	3	30	74-135	
1,1-Dichloropropene	20.0	21.4	107	3	30	80-120	
1,2,3-Trichlorobenzene	20.0	19.4	97	3	30	45-129	
1,2,3-Trichloropropane	20.0	20.9	104	7	30	67-132	
1,2,4-Trichlorobenzene	20.0	19.1	95	7	30	38-138	
1,2,4-Trimethylbenzene	20.0	19.2	96	6	30	67-124	
1,2-Dibromo-3-Chloropropane	20.0	19.2	96	16	30	32-139	
1,2-Dibromoethane	20.0	19.7	99	5	30	74-120	
1,2-Dichlorobenzene	20.0	19.6	98	7	30	75-120	
1,2-Dichloroethane	20.0	20.4	102	0	30	68-129	
1,2-Dichloropropane	20.0	20.8	104	4	30	78-120	
1,3-Dichlorobenzene	20.0	20.1	101	4	30	73-120	
1,3-Dichloropropane	20.0	21.1	105	0	30	74-120	
1,4-Dichlorobenzene	20.0	19.1	96	5	30	75-120	
2,2-Dichloropropane	20.0	17.3	87	3	30	38-127	
2-Butanone	40.0	31.5	79	0	30	54-129	
2-Chloroethyl vinyl ether	24.0	10 U	0	NC	30	10-150	F1
2-Chlorotoluene	20.0	20.8	104	13	30	69-120	
2-Hexanone	40.0	34.2	85	7	30	47-139	
4-Chlorotoluene	20.0	19.2	96	3	30	71-120	
4-Methyl-2-pentanone	40.0	35.4	89	4	30	56-131	
Acetone	40.0	30.8	77	17	30	33-145	
Benzene	20.0	21.2	106	1	30	72-121	
Bromobenzene	20.0	21.1	106	1	30	71-120	
Bromochloromethane	20.0	20.9	105	2	30	73-121	
Bromodichloromethane	20.0	20.7	103	0	30	67-120	
Bromoform	20.0	15.6	78	1	30	32-128	
Bromomethane	20.0	18.0	90	1	30	10-186	
Carbon disulfide	20.0	21.0	105	2	30	57-147	
Carbon tetrachloride	20.0	18.5	93	3	30	59-129	
Chlorobenzene	20.0	20.1	101	2	30	80-120	
Chloroethane	20.0	17.8	89	5	30	21-165	
Chloroform	20.0	20.6	103	1	30	76-120	
Chloromethane	20.0	20.3	102	8	30	33-132	
cis-1,2-Dichloroethene	20.0	19.9	98	2	30	70-120	
cis-1,3-Dichloropropene	20.0	20.2	101	3	30	51-120	

Column to be used to flag recovery and RPD values

FORM III 8260B

FORM III
GC/MS VOA MATRIX SPIKE DUPLICATE RECOVERY

Lab Name: TestAmerica Canton Job No.: 240-39266-1

SDG No.:

Matrix: Water Level: Low Lab File ID: UX944839.D

Lab ID: 240-39266-23 MSD Client ID: MSA-SW42C-070714 MSD

COMPOUND	SPIKE ADDED (ug/L)	MSD CONCENTRATION (ug/L)	MSD % REC	% RPD	QC LIMITS RPD	QC LIMITS REC	#
Dibromochloromethane	20.0	20.0	100	4	30	56-120	
Dibromomethane	20.0	21.6	108	4	30	77-121	
Dichlorodifluoromethane	20.0	13.8	69	3	30	17-128	
Ethylbenzene	20.0	19.5	98	2	30	75-120	
Hexachlorobutadiene	20.0	14.6	73	1	30	27-132	
Isopropylbenzene	20.0	18.9	94	1	30	68-120	
Methyl tert-butyl ether	20.0	19.6	98	2	30	46-144	
Methylene Chloride	20.0	20.4	102	0	30	63-128	
m-Xylene & p-Xylene	20.0	20.3	102	0	30	75-120	
Naphthalene	20.0	18.1	91	8	30	15-158	
n-Butylbenzene	20.0	17.3	86	5	30	56-127	
n-Propylbenzene	20.0	18.6	93	5	30	64-124	
o-Xylene	20.0	20.1	100	1	30	76-120	
p-Isopropyltoluene	20.0	17.6	88	8	30	64-122	
sec-Butylbenzene	20.0	18.9	94	6	30	60-120	
Styrene	20.0	21.1	106	2	30	71-120	
tert-Butyl alcohol	200	177	89	11	30	70-130	
tert-Butylbenzene	20.0	17.8	89	3	30	61-120	
Tetrachloroethene	20.0	20.6	103	5	30	70-120	
Toluene	20.0	20.5	102	0	30	78-120	
trans-1,2-Dichloroethene	20.0	21.0	105	4	30	80-120	
trans-1,3-Dichloropropene	20.0	22.2	111	3	30	46-120	
Trichloroethene	20.0	21.2	104	4	30	66-120	
Trichlorofluoromethane	20.0	17.0	85	3	30	46-157	
Vinyl acetate	16.0	17.2	108	2	30	43-157	
Vinyl chloride	20.0	20.1	101	1	30	49-130	
Xylenes, Total	40.0	40.4	101	0	30	76-120	

Column to be used to flag recovery and RPD values

FORM III 8260B

FORM III
GC/MS VOA MATRIX SPIKE RECOVERY

Lab Name: TestAmerica Canton Job No.: 240-39266-1

SDG No.:

Matrix: Water Level: Low Lab File ID: UXR4591.D

Lab ID: 240-39216-B-11 MS Client ID:

COMPOUND	SPIKE ADDED (ug/L)	SAMPLE CONCENTRATION (ug/L)	MS CONCENTRATION (ug/L)	MS % REC	QC LIMITS REC	#
1,1,1-Trichloroethane	400	40 U	294	73	68-121	
1,1,2,2-Tetrachloroethane	400	40 U	356	89	63-122	
1,1,2-Trichloro-1,2,2-trichfluoroethane	400	40 U	279	70	70-152	
1,1-Dichloroethane	400	40 U	319	80	79-120	
1,1-Dichloroethene	400	8.7 J	317	77	74-135	
1,2,4-Trichlorobenzene	400	40 U	272	68	38-138	
1,2-Dibromo-3-Chloropropane	400	200 U	307	77	32-139	
1,2-Dibromoethane	400	40 U	394	99	74-120	
1,2-Dichlorobenzene	400	40 U	372	93	75-120	
1,2-Dichloroethane	400	40 U	345	86	68-129	
1,2-Dichloropropane	400	40 U	309	77	78-120	F1
1,3-Dichlorobenzene	400	40 U	356	89	73-120	
1,4-Dichlorobenzene	400	40 U	359	90	75-120	
2-Butanone	800	200 U	609	76	54-129	
2-Hexanone	800	200 U	727	91	47-139	
4-Methyl-2-pentanone	800	200 U	608	76	56-131	
Acetone	800	200 U	602	75	33-145	
Benzene	400	40 U	325	81	72-121	
Bromodichloromethane	400	40 U	324	81	67-120	
Bromoform	400	40 U	369	92	32-128	
Bromomethane	400	40 U	256	64	10-186	
Carbon disulfide	400	40 U	269	67	57-147	
Carbon tetrachloride	400	40 U	315	79	59-129	
Chlorobenzene	400	40 U	370	93	80-120	
Chloroethane	400	40 U	480	120	21-165	
Chloroform	400	40 U	337	84	76-120	
Chloromethane	400	40 U	316	79	33-132	
cis-1,2-Dichloroethene	400	1200	1360	52	70-120	F1
cis-1,3-Dichloropropene	400	40 U	278	70	51-120	
Dibromochloromethane	400	40 U	387	97	56-120	
Dichlorodifluoromethane	400	40 U	228	57	17-128	
Ethylbenzene	400	40 U	383	96	75-120	
Isopropylbenzene	400	40 U	383	96	68-120	
Methyl tert-butyl ether	400	40 U	273	68	46-144	
Methylene Chloride	400	42	381	85	63-128	
m-Xylene & p-Xylene	400	80 U	396	99	75-120	
o-Xylene	400	40 U	385	96	76-120	
Styrene	400	40 U	412	103	71-120	
Tetrachloroethene	400	40 U	373	93	70-120	
Toluene	400	40 U	400	100	78-120	
trans-1,2-Dichloroethene	400	40 U	327	82	80-120	

Column to be used to flag recovery and RPD values

FORM III 8260B

FORM III
GC/MS VOA MATRIX SPIKE RECOVERY

Lab Name: TestAmerica Canton Job No.: 240-39266-1

SDG No.:

Matrix: Water Level: Low Lab File ID: UXR4591.D

Lab ID: 240-39216-B-11 MS Client ID:

COMPOUND	SPIKE ADDED (ug/L)	SAMPLE CONCENTRATION (ug/L)	MS CONCENTRATION (ug/L)	MS % REC	QC LIMITS REC	#
trans-1,3-Dichloropropene	400	40 U	361	90	46-120	
Trichloroethene	400	910	1110	51	66-120	F1
Trichlorofluoromethane	400	40 U	312	78	46-157	
Vinyl chloride	400	20 U	364	91	49-130	
Xylenes, Total	800	80 U	781	98	76-120	

Column to be used to flag recovery and RPD values

FORM III 8260B

FORM III
GC/MS VOA MATRIX SPIKE DUPLICATE RECOVERY

Lab Name: TestAmerica Canton Job No.: 240-39266-1

SDG No.:

Matrix: Water Level: Low Lab File ID: UXR4592.D

Lab ID: 240-39216-B-11 MSD Client ID: NA

COMPOUND	SPIKE ADDED (ug/L)	MSD CONCENTRATION (ug/L)	MSD % REC	% RPD	QC LIMITS RPD	QC LIMITS REC	#
1,1,1-Trichloroethane	400	293	73	0	30	68-121	
1,1,2,2-Tetrachloroethane	400	365	91	3	30	63-122	
1,1,2-Trichloro-1,2,2-trichfluoroethane	400	275	69	2	30	70-152	F1
1,1-Dichloroethane	400	309	77	3	30	79-120	F1
1,1-Dichloroethene	400	299	73	6	30	74-135	F1
1,2,4-Trichlorobenzene	400	273	68	0	30	38-138	
1,2-Dibromo-3-Chloropropane	400	306	76	0	30	32-139	
1,2-Dibromoethane	400	386	97	2	30	74-120	
1,2-Dichlorobenzene	400	371	93	0	30	75-120	
1,2-Dichloroethane	400	341	85	1	30	68-129	
1,2-Dichloropropane	400	307	77	1	30	78-120	F1
1,3-Dichlorobenzene	400	353	88	1	30	73-120	
1,4-Dichlorobenzene	400	363	91	1	30	75-120	
2-Butanone	800	595	74	2	30	54-129	
2-Hexanone	800	729	91	0	30	47-139	
4-Methyl-2-pentanone	800	599	75	2	30	56-131	
Acetone	800	594	74	1	30	33-145	
Benzene	400	318	79	2	30	72-121	
Bromodichloromethane	400	321	80	1	30	67-120	
Bromoform	400	364	91	1	30	32-128	
Bromomethane	400	379	95	39	30	10-186	F2
Carbon disulfide	400	272	68	1	30	57-147	
Carbon tetrachloride	400	320	80	2	30	59-129	
Chlorobenzene	400	369	92	0	30	80-120	
Chloroethane	400	684	171	35	30	21-165	F1 F2
Chloroform	400	330	82	2	30	76-120	
Chloromethane	400	341	85	8	30	33-132	
cis-1,2-Dichloroethene	400	1360	51	0	30	70-120	F1
cis-1,3-Dichloropropene	400	275	69	1	30	51-120	
Dibromochloromethane	400	380	95	2	30	56-120	
Dichlorodifluoromethane	400	238	60	4	30	17-128	
Ethylbenzene	400	382	95	0	30	75-120	
Isopropylbenzene	400	376	94	2	30	68-120	
Methyl tert-butyl ether	400	275	69	1	30	46-144	
Methylene Chloride	400	373	83	2	30	63-128	
m-Xylene & p-Xylene	400	382	95	4	30	75-120	
o-Xylene	400	378	95	2	30	76-120	
Styrene	400	407	102	1	30	71-120	
Tetrachloroethene	400	364	91	2	30	70-120	
Toluene	400	396	99	1	30	78-120	
trans-1,2-Dichloroethene	400	320	80	2	30	80-120	

Column to be used to flag recovery and RPD values

FORM III 8260B

FORM III
GC/MS VOA MATRIX SPIKE DUPLICATE RECOVERY

Lab Name: TestAmerica Canton Job No.: 240-39266-1

SDG No.:

Matrix: Water Level: Low Lab File ID: UXR4592.D

Lab ID: 240-39216-B-11 MSD Client ID:

COMPOUND	SPIKE ADDED (ug/L)	MSD CONCENTRATION (ug/L)	MSD % REC	% RPD	QC LIMITS RPD	QC LIMITS REC	#
trans-1,3-Dichloropropene	400	367	92	2	30	46-120	
Trichloroethene	400	1100	48	1	30	66-120	F1
Trichlorofluoromethane	400	375	94	18	30	46-157	
Vinyl chloride	400	383	96	5	30	49-130	
Xylenes, Total	800	760	95	3	30	76-120	

Column to be used to flag recovery and RPD values

FORM III 8260B

FORM VIII
GC/MS VOA INTERNAL STANDARD AREA AND RETENTION TIME SUMMARY

Lab Name: TestAmerica Canton Job No.: 240-39266-1

SDG No.:

Sample No.: CCVIS 240-137768/2 Date Analyzed: 07/09/2014 10:58

Instrument ID: A3UX17 GC Column: DB-624 ID: 0.18(mm)

Lab File ID (Standard): UXR4540.D Heated Purge: (Y/N) N

Calibration ID: 22623

		FB		CBZ		DCB	
		AREA #	RT #	AREA #	RT #	AREA #	RT #
12/24 HOUR STD		1210593	5.76	908465	8.48	620874	10.72
UPPER LIMIT		2421186	6.26	1816930	8.98	1241748	11.22
LOWER LIMIT		605297	5.26	454233	7.98	310437	10.22
LAB SAMPLE ID	CLIENT SAMPLE ID						
CCV 240-137768/3		1246863	5.76	929123	8.48	522158	10.72
LCS 240-137768/4		1214674	5.76	932467	8.48	620557	10.72
MB 240-137768/6		1101055	5.76	865156	8.48	475826	10.72
240-39266-1	MSA-SW37A-070714	1095650	5.76	864975	8.48	478034	10.72
240-39266-2	MSA-SW37B-070714	1084873	5.76	845655	8.48	475198	10.72
240-39266-3	MSA-SW37C-070714	1057599	5.76	824923	8.48	476539	10.72
240-39266-4	MSA-SW37D-070714	1061540	5.76	823891	8.48	455046	10.72
240-39266-5	MSA-SW38A-070714	1073585	5.76	826816	8.48	466088	10.72
240-39266-6	MSA-SW38B-070714	1062974	5.76	825479	8.48	450314	10.72
240-39266-7	MSA-SW38C-070714	984510	5.76	763054	8.48	415574	10.72
240-39266-8	MSA-SW38D-070714	1049892	5.76	815579	8.48	446205	10.72
240-39266-9	MSA-SW39A-070714	1028920	5.76	804285	8.48	440099	10.72
240-39266-10	MSA-SW39B-070714	1017601	5.76	797348	8.48	431437	10.72
240-39266-11	MSA-SW39C-070714	948726	5.76	754275	8.48	409378	10.72
240-39266-12	MSA-SW39D-070714	1014528	5.76	794943	8.48	429881	10.72
240-39266-13	MSA-SW40A-070714	1027472	5.76	813371	8.48	459314	10.72
240-39266-14	MSA-SW40B-070714	967398	5.76	762568	8.48	414421	10.72
240-39266-15	MSA-SW40C-070714	945658	5.76	753342	8.48	413835	10.72
240-39266-16	MSA-SW40D-070714	1007432	5.76	793559	8.48	425271	10.72
240-39266-17	MSA-SW41A-070714	948514	5.76	757581	8.48	422704	10.72
240-39266-19	MSA-SW41C-070714	1013024	5.76	794429	8.48	425699	10.72
240-39266-20	MSA-SW41D-070714	950094	5.76	752484	8.48	419346	10.72
240-39266-1 MS	MSA-SW37A-070714 MS	1211763	5.76	895333	8.48	626060	10.72
240-39266-1 MSD	MSA-SW37A-070714 MSD	1294548	5.76	959721	8.48	659534	10.72

FB = Fluorobenzene
CBZ = Chlorobenzene-d5
DCB = 1,4-Dichlorobenzene-d4

Area Limit = 50%-200% of internal standard area
RT Limit = ± 0.5 minutes of internal standard RT

Column used to flag values outside QC limits

FORM VIII 8260B

FORM VIII
GC/MS VOA INTERNAL STANDARD AREA AND RETENTION TIME SUMMARY

Lab Name: TestAmerica Canton Job No.: 240-39266-1

SDG No.:

Sample No.: CCVIS 240-137993/2 Date Analyzed: 07/10/2014 11:28

Instrument ID: A3UX17 GC Column: DB-624 ID: 0.18(mm)

Lab File ID (Standard): UXR4566.D Heated Purge: (Y/N) N

Calibration ID: 22623

		FB		CBZ		DCB	
		AREA #	RT #	AREA #	RT #	AREA #	RT #
12/24 HOUR STD		1230778	5.76	924450	8.48	637200	10.72
UPPER LIMIT		2461556	6.26	1848900	8.98	1274400	11.22
LOWER LIMIT		615389	5.26	462225	7.98	318600	10.22
LAB SAMPLE ID	CLIENT SAMPLE ID						
CCV 240-137993/3		1272481	5.76	942951	8.48	533891	10.72
LCS 240-137993/4		1342855	5.76	996855	8.48	679464	10.72
MB 240-137993/6		1050949	5.76	815485	8.48	447883	10.72
240-39266-18	MSA-SW41B-070714	1024689	5.76	805061	8.48	431661	10.72
240-39266-41	TB-070714	1031514	5.76	790517	8.48	440948	10.72
240-39216-B-11 MS		1283143	5.76	942097	8.48	673258	10.72
240-39216-B-11 MSD		1330788	5.76	964461	8.48	682929	10.72

FB = Fluorobenzene
CBZ = Chlorobenzene-d5
DCB = 1,4-Dichlorobenzene-d4

Area Limit = 50%-200% of internal standard area
RT Limit = ± 0.5 minutes of internal standard RT

Column used to flag values outside QC limits

FORM VIII 8260B

FORM VIII
GC/MS VOA INTERNAL STANDARD AREA AND RETENTION TIME SUMMARY

Lab Name: TestAmerica Canton Job No.: 240-39266-1

SDG No.:

Sample No.: CCVIS 240-137882/3 Date Analyzed: 07/09/2014 17:39

Instrument ID: A3UX9 GC Column: DB-624 ID: 0.18(mm)

Lab File ID (Standard): UX944812.D Heated Purge: (Y/N) N

Calibration ID: 22980

		FB		CBZ		DCB	
		AREA #	RT #	AREA #	RT #	AREA #	RT #
12/24 HOUR STD		1122199	5.31	842382	7.96	484348	10.19
UPPER LIMIT		2244398	5.81	1684764	8.46	968696	10.69
LOWER LIMIT		561100	4.81	421191	7.46	242174	9.69
LAB SAMPLE ID	CLIENT SAMPLE ID						
LCS 240-137882/6		1079630	5.31	878095	7.96	449984	10.20
CCV 240-137882/4		1069026	5.31	879686	7.97	434919	10.19
MB 240-137882/5		1030360	5.31	821118	7.97	405520	10.19
240-39266-21	MSA-SW42A-070714	991614	5.31	832535	7.97	400221	10.19
240-39266-22	MSA-SW42B-070714	998594	5.31	809737	7.97	407394	10.19
240-39266-23	MSA-SW42C-070714	982825	5.31	807264	7.96	398385	10.20
240-39266-24	MSA-SW42D-070714	1002220	5.31	817162	7.97	401613	10.19
240-39266-25	MSA-SW43A-070714	971308	5.31	793913	7.97	382931	10.19
240-39266-26	MSA-SW43B-070714	971098	5.31	792284	7.96	396060	10.20
240-39266-27	MSA-SW43C-070714	927831	5.31	777770	7.97	390184	10.19
240-39266-28	MSA-SW43D-070714	961688	5.31	790174	7.96	370621	10.20
240-39266-29	MSA-SW44A-070714	995170	5.31	791343	7.97	404097	10.19
240-39266-30	MSA-SW44B-070714	965603	5.31	785132	7.97	388594	10.19
240-39266-31	MSA-SW44C-070714	968368	5.31	772833	7.97	386310	10.19
240-39266-32	MSA-SW44D-070714	954102	5.31	783156	7.96	383137	10.20
240-39266-33	MSA-SW45A-070714	978608	5.31	779904	7.97	394809	10.19
240-39266-34	MSA-SW45B-070714	960947	5.31	785968	7.96	385922	10.20
240-39266-35	MSA-SW45C-070714	967860	5.31	804452	7.97	388180	10.19
240-39266-36	MSA-SW45D-070714	981783	5.31	765867	7.97	382822	10.19
240-39266-37	EL-SW01A-070714	948329	5.31	763573	7.97	385617	10.19
240-39266-38	EL-SW01B-070714	976064	5.31	778807	7.97	393659	10.19
240-39266-39	EL-SW01C-070714	975046	5.31	786272	7.97	405381	10.19
240-39266-40	EL-SW01D-070714	974369	5.31	791837	7.97	387437	10.19
240-39266-23 MS	MSA-SW42C-070714 MS	1023472	5.31	828765	7.97	452571	10.19
240-39266-23 MSD	MSA-SW42C-070714 MSD	1041748	5.31	863706	7.96	439316	10.20

FB = Fluorobenzene
CBZ = Chlorobenzene-d5
DCB = 1,4-Dichlorobenzene-d4

Area Limit = 50%-200% of internal standard area
RT Limit = ± 0.5 minutes of internal standard RT

Column used to flag values outside QC limits

FORM VIII 8260B

Sample Calculation

FORM I
GC/MS VOA ORGANICS ANALYSIS DATA SHEET

Lab Name: TestAmerica Canton | Job No.: 240-39266-1

SDG No.:

Client Sample ID: MSA-SW38B-070714 | Lab Sample ID: 240-39266-6

Matrix: Water | Lab File ID: UXR4549.D

Analysis Method: 8260B | Date Collected: 07/07/2014 12:49

Sample wt/vol: 5(mL) | Date Analyzed: 07/09/2014 14:25

Soil Aliquot Vol: | Dilution Factor: 1

Soil Extract Vol.: | GC Column: DB-624 ID: 0.18(mm)

% Moisture: | Level: (low/med) Low

Analysis Batch No.: 137768 | Units: ug/L

CAS NO.	COMPOUND NAME	RESULT	Q	RL	MDL
630-20-6	1,1,1,2-Tetrachloroethane	1.0	U	1.0	0.23
71-55-6	1,1,1-Trichloroethane	1.0	U	1.0	0.22
79-34-5	1,1,2,2-Tetrachloroethane	1.0	U	1.0	0.18
76-13-1	1,1,2-Trichloro-1,2,2-trichfluoroeth ane	1.0	U	1.0	0.28
75-34-3	1,1-Dichloroethane	1.0	U	1.0	0.15
75-35-4	1,1-Dichloroethene	1.0	U	1.0	0.19
563-58-6	1,1-Dichloropropene	1.0	U	1.0	0.13
87-61-6	1,2,3-Trichlorobenzene	1.0	U	1.0	0.17
96-18-4	1,2,3-Trichloropropane	1.0	U	1.0	0.43
526-73-8	1,2,3-Trimethylbenzene	5.0	U	5.0	0.0059
120-82-1	1,2,4-Trichlorobenzene	1.0	U	1.0	0.15
95-63-6	1,2,4-Trimethylbenzene	1.0	U	1.0	0.12
96-12-8	1,2-Dibromo-3-Chloropropane	5.0	U	5.0	0.67
106-93-4	1,2-Dibromoethane	1.0	U	1.0	0.24
95-50-1	1,2-Dichlorobenzene	1.0	U	1.0	0.13
107-06-2	1,2-Dichloroethane	1.0	U	1.0	0.22
78-87-5	1,2-Dichloropropane	1.0	U	1.0	0.18
541-73-1	1,3-Dichlorobenzene	1.0	U	1.0	0.14
142-28-9	1,3-Dichloropropane	1.0	U	1.0	0.16
106-46-7	1,4-Dichlorobenzene	1.0	U	1.0	0.13
594-20-7	2,2-Dichloropropane	1.0	U	1.0	0.13
78-93-3	2-Butanone	5.0	U	5.0	0.57
110-75-8	2-Chloroethyl vinyl ether	10	U	10	0.99
95-49-8	2-Chlorotoluene	1.0	U	1.0	0.11
591-78-6	2-Hexanone	5.0	U	5.0	0.41
106-43-4	4-Chlorotoluene	1.0	U	1.0	0.18
108-10-1	4-Methyl-2-pentanone	5.0	U	5.0	0.32
67-64-1	Acetone	1.4	J	5.0	1.1
71-43-2	Benzene	1.0	U	1.0	0.13
108-86-1	Bromobenzene	1.0	U	1.0	0.13
74-97-5	Bromochloromethane	1.0	U	1.0	0.29
75-27-4	Bromodichloromethane	1.0	U	1.0	0.15
75-25-2	Bromoform	1.0	U	1.0	0.64
74-83-9	Bromomethane	1.0	U	1.0	0.41
75-15-0	Carbon disulfide	1.0	U	1.0	0.13

FORM I
GC/MS VOA ORGANICS ANALYSIS DATA SHEET

Lab Name: TestAmerica Canton | Job No.: 240-39266-1

SDG No.:

Client Sample ID: MSA-SW38B-070714 | Lab Sample ID: 240-39266-6

Matrix: Water | Lab File ID: UXR4549.D

Analysis Method: 8260B | Date Collected: 07/07/2014 12:49

Sample wt/vol: 5(mL) | Date Analyzed: 07/09/2014 14:25

Soil Aliquot Vol: | Dilution Factor: 1

Soil Extract Vol.: | GC Column: DB-624 ID: 0.18(mm)

% Moisture: | Level: (low/med) Low

Analysis Batch No.: 137768 | Units: ug/L

CAS NO.	COMPOUND NAME	RESULT	Q	RL	MDL
56-23-5	Carbon tetrachloride	1.0	U	1.0	0.13
108-90-7	Chlorobenzene	1.0	U	1.0	0.15
75-00-3	Chloroethane	1.0	U *	1.0	0.29
67-66-3	Chloroform	1.0	U	1.0	0.16
74-87-3	Chloromethane	1.0	U	1.0	0.30
156-59-2	cis-1,2-Dichloroethene	2.2		1.0	0.17
10061-01-5	cis-1,3-Dichloropropene	1.0	U	1.0	0.14
124-48-1	Dibromochloromethane	1.0	U	1.0	0.18
74-95-3	Dibromomethane	1.0	U	1.0	0.28
75-71-8	Dichlorodifluoromethane	1.0	U	1.0	0.31
108-20-3	Diisopropyl ether	5.0	U	5.0	1.5
100-41-4	Ethylbenzene	1.0	U	1.0	0.17
637-92-3	Ethyl-t-butyl ether (ETBE)	5.0	U	5.0	0.11
87-68-3	Hexachlorobutadiene	1.0	U	1.0	0.30
98-82-8	Isopropylbenzene	1.0	U	1.0	0.13
1634-04-4	Methyl tert-butyl ether	1.0	U	1.0	0.17
75-09-2	Methylene Chloride	1.0	U	1.0	0.33
179601-23-1	m-Xylene & p-Xylene	2.0	U	2.0	0.24
91-20-3	Naphthalene	1.0	U	1.0	0.24
104-51-8	n-Butylbenzene	1.0	U	1.0	0.12
103-65-1	n-Propylbenzene	1.0	U	1.0	0.14
95-47-6	o-Xylene	1.0	U	1.0	0.14
99-87-6	p-Isopropyltoluene	1.0	U	1.0	0.12
135-98-8	sec-Butylbenzene	1.0	U	1.0	0.13
100-42-5	Styrene	1.0	U	1.0	0.11
994-05-8	Tert-amyl-methyl ether (TAME)	5.0	U	5.0	0.067
75-65-0	tert-Butyl alcohol	20	U	20	3.9
98-06-6	tert-Butylbenzene	1.0	U	1.0	0.13
127-18-4	Tetrachloroethene	1.0	U	1.0	0.29
108-88-3	Toluene	1.0	U	1.0	0.13
156-60-5	trans-1,2-Dichloroethene	1.0	U	1.0	0.19
10061-02-6	trans-1,3-Dichloropropene	1.0	U	1.0	0.19
79-01-6	Trichloroethene	2.9		1.0	0.17
75-69-4	Trichlorofluoromethane	1.0	U	1.0	0.21
108-05-4	Vinyl acetate	2.0	U	2.0	0.19
75-01-4	Vinyl chloride	0.80		0.50	0.22

FORM I
GC/MS VOA ORGANICS ANALYSIS DATA SHEET

Lab Name: TestAmerica Canton | Job No.: 240-39266-1

SDG No.:

Client Sample ID: MSA-SW38B-070714 | Lab Sample ID: 240-39266-6

Matrix: Water | Lab File ID: UXR4549.D

Analysis Method: 8260B | Date Collected: 07/07/2014 12:49

Sample wt/vol: 5(mL) | Date Analyzed: 07/09/2014 14:25

Soil Aliquot Vol: | Dilution Factor: 1

Soil Extract Vol.: | GC Column: DB-624 ID: 0.18(mm)

% Moisture: | Level: (low/med) Low

Analysis Batch No.: 137768 | Units: ug/L

CAS NO.	COMPOUND NAME	RESULT	Q	RL	MDL
1330-20-7	Xylenes, Total	2.0	U	2.0	0.14

CAS NO.	SURROGATE	%REC	Q	LIMITS
17060-07-0	1,2-Dichloroethane-d4 (Surr)	86		63-129
460-00-4	4-Bromofluorobenzene (Surr)	69		66-120
1868-53-7	Dibromofluoromethane (Surr)	81		75-121
2037-26-5	Toluene-d8 (Surr)	80		74-120

TestAmerica Canton
Target Compound Quantitation Report

Data File: \\NCCHROM\ChromData\A3UX17\20140709-32749.b\UXR4549.D
Lims ID: 240-39266-B-6 Lab Sample ID: 240-39266-6
Client ID: MSA-SW38B-070714
Sample Type: Client
Inject. Date: 09-Jul-2014 14:25:30 ALS Bottle#: 12 Worklist Smp#: 12
Purge Vol: 5.000 mL Dil. Factor: 1.0000
Sample Info: 240-0032749-012
Operator ID: 1644 Instrument ID: A3UX17

Method: \\NCCHROM\ChromData\A3UX17\20140709-32749.b\8260_17.m
Limit Group: MSV 8260B ICAL
Last Update: 10-Jul-2014 09:29:36 Calib Date: 04-Jun-2014 14:12:30
Integrator: RTE ID Type: Deconvolution ID
Quant Method: Internal Standard Quant By: Initial Calibration
Last ICal File: \\NCCHROM\ChromData\A3UX17\20140604-31673.b\UXR3843.D

Column 1 : DB-624 (0.18 mm) Det: MS SCAN
Process Host: XAWRK033

First Level Reviewer: williamsla Date: 09-Jul-2014 15:20:22

Compound	Sig	RT (min.)	Exp RT (min.)	Dlt RT (min.)	Q	Response	OnCol Amt ug/l	Flags
* 1 Fluorobenzene	96	5.763	5.763	0.000	99	1062974	10.0	
* 2 Chlorobenzene-d5	117	8.479	8.479	0.000	81	825479	10.0	
* 3 1,4-Dichlorobenzene-d4	152	10.720	10.720	0.000	93	450314	10.0	
$ 4 Dibromofluoromethane (Surr	113	5.194	5.182	0.012	58	204753	7.22	
$ 5 1,2-Dichloroethane-d4 (Sur	65	5.490	5.491	-0.001	0	248753	7.66	
$ 6 Toluene-d8 (Surr)	98	7.151	7.151	0.000	92	774548	7.14	
$ 7 4-Bromofluorobenzene (Surr	95	9.582	9.582	0.000	95	236811	6.16	
9 Dichlorodifluoromethane	85		1.648				ND	
10 Chloromethane	50		1.826				ND	
11 Vinyl chloride	62	1.945	1.945	0.000	68	25893	0.7962	
12 Bromomethane	94		2.312				ND	
13 Chloroethane	64		2.419				ND	
15 Trichlorofluoromethane	101		2.668				ND	
19 1,1-Dichloroethene	96		3.178				ND	
20 1,1,2-Trichloro-1,2,2-trif	151		3.190				ND	
21 Acetone	43	3.237	3.237	0.000	85	18839	1.40	
23 Carbon disulfide	76		3.392				ND	
27 Methylene Chloride	84		3.641				ND	
28 2-Methyl-2-propanol	59		3.735				ND	
30 Methyl tert-butyl ether	73		3.878				ND	
31 trans-1,2-Dichloroethene	96		3.890				ND	
33 1,1-Dichloroethane	63		4.269				ND	
35 Isopropyl ether	87		4.305				ND	
34 Vinyl acetate	43		4.305				ND	
37 Tert-butyl ethyl ether	59		4.625				ND	
39 cis-1,2-Dichloroethene	96	4.779	4.779	0.000	75	77012	2.16	
38 2,2-Dichloropropane	77		4.779				ND	
40 2-Butanone (MEK)	43		4.791				ND	
44 Chlorobromomethane	128		4.992				ND	
46 Chloroform	83		5.052				ND	
47 1,1,1-Trichloroethane	97		5.206				ND	
49 1,1-Dichloropropene	75		5.348				ND	

Compound	Sig	RT (min.)	Exp RT (min.)	Dlt RT (min.)	Q	Response	OnCol Amt ug/l	Flags
50 Carbon tetrachloride	117		5.348				ND	
52 Benzene	78		5.538				ND	
53 1,2-Dichloroethane	62		5.550				ND	
54 Tert-amyl methyl ether	73		5.609				ND	
57 Trichloroethene	130	6.083	6.083	0.000	92	117216	2.91	
60 1,2-Dichloropropane	63		6.285				ND	
62 Dibromomethane	93		6.392				ND	
64 Dichlorobromomethane	83		6.522				ND	
66 2-Chloroethyl vinyl ether	63		6.759				ND	
67 cis-1,3-Dichloropropene	75		6.902				ND	
68 4-Methyl-2-pentanone (MIBK	43		7.032				ND	
69 Toluene	91	7.210	7.210	0.000	58	13701	0.1066	
70 trans-1,3-Dichloropropene	75		7.400				ND	
73 Tetrachloroethene	164		7.696				ND	
75 1,3-Dichloropropane	76		7.732				ND	
76 2-Hexanone	43		7.779				ND	
78 Chlorodibromomethane	129		7.945				ND	
79 Ethylene Dibromide	107		8.052				ND	
81 Chlorobenzene	112		8.503				ND	
82 1,1,1,2-Tetrachloroethane	131		8.574				ND	
83 Ethylbenzene	106		8.586				ND	
84 m-Xylene & p-Xylene	106		8.692				ND	
85 o-Xylene	106		9.084				ND	
86 Styrene	104		9.096				ND	
87 Bromoform	173		9.285				ND	
89 Isopropylbenzene	105		9.428				ND	
91 1,1,2,2-Tetrachloroethane	83		9.712				ND	
92 Bromobenzene	156		9.748				ND	
94 1,2,3-Trichloropropane	110		9.771				ND	
95 N-Propylbenzene	120		9.831				ND	
96 2-Chlorotoluene	126		9.926				ND	
98 4-Chlorotoluene	126		10.032				ND	
99 tert-Butylbenzene	119		10.317				ND	
101 1,2,4-Trimethylbenzene	105		10.364				ND	
102 sec-Butylbenzene	105		10.530				ND	
103 1,3-Dichlorobenzene	146		10.661				ND	
104 4-Isopropyltoluene	119		10.673				ND	
105 1,4-Dichlorobenzene	146		10.744				ND	
106 1,2,3-Trimethylbenzene	105		10.791				ND	
108 n-Butylbenzene	91		11.076				ND	
109 1,2-Dichlorobenzene	146		11.123				ND	
111 1,2-Dibromo-3-Chloropropan	157		11.906				ND	
113 1,2,4-Trichlorobenzene	180		12.724				ND	
114 Hexachlorobutadiene	225		12.890				ND	
115 Naphthalene	128		12.997				ND	
116 1,2,3-Trichlorobenzene	180		13.258				ND	
S 130 Xylenes, Total	106		16.530				0	

QC Flag Legend

Processing Flags
ND - Not Detected or Marked ND

Reagents:

vm50ss_stk_00060	Amount Added:	0.89	Units: uL	Run Reagent
VM50IS_00040	Amount Added:	1.00	Units: uL	Run Reagent
vmDist_H2o_00028	Amount Added:	0.00	Units:	Run Reagent

$$\text{Concentration} = \frac{\text{Area of Analyte}}{\text{Area of int. std}} \times \frac{\text{Amount of Int. Std}}{\text{RRF (ICal)}}$$

$$= \frac{117216}{1062974} \times \frac{10\ \text{ug/L}}{0.3785}$$

$$= 2.91\ \text{ug/L}\ \checkmark$$

FORM VI
GC/MS VOA INITIAL CALIBRATION DATA
INTERNAL STANDARD CURVE EVALUATION

Lab Name: TestAmerica Canton Job No.: 240-39266-1 Analy Batch No.: 133298

SDG No.:

Instrument ID: A3UX17 GC Column: DB-624 ID: 0.18(mm) Heated Purge: (Y/N) N

Calibration Start Date: 06/04/2014 10:03 Calibration End Date: 06/04/2014 11:56 Calibration ID: 22621

ANALYTE	RRF					CURVE TYPE	COEFFICIENT			#	MIN RRF	%RSD	#	MAX %RSD	R^2 OR COD	#	MIN R^2 OR COD
	LVL 1 LVL 6	LVL 2	LVL 3	LVL 4	LVL 5		B	M1	M2								
Isobutyl alcohol	0.0094 0.0064	0.0073	0.0073	0.0071	0.0075	Ave		0.0075				13.0		15.0			
Benzene	1.6474 1.1254	1.2548	1.1521	1.2265	1.2341	Ave		1.2734				15.0		15.0			
1,2-Dichloroethane	0.4775 0.3275	0.3543	0.3545	0.3605	0.3711	Ave		0.3742				14.0		15.0			
n-Heptane	0.0869 0.0770	0.0802	0.0757	0.0816	0.0818	Ave		0.0805				5.0		15.0			
Trichloroethene	0.4846 0.3360	0.3666	0.3506	0.3603	0.3729	Ave		0.3785				14.0		15.0			
Methylcyclohexane	0.5577 0.4501	0.4284	0.4491	0.4905	0.4911	Ave		0.4778				9.7		15.0			
1,2-Dichloropropane	0.3142 0.2519	0.2653	0.2565	0.2775	0.2865	Ave		0.2753				8.3		15.0			
Dibromomethane	0.1937 0.1495	0.1653	0.1574	0.1587	0.1654	Ave		0.1650				9.2		15.0			
1,4-Dioxane	0.0037 0.0026	0.0030	0.0031	0.0032	0.0033	Ave		0.0032				11.0		15.0			
Bromodichloromethane	0.3705 0.3212	0.2804	0.2977	0.3273	0.3415	Ave		0.3231				9.9		15.0			
2-Chloroethyl vinyl ether	0.1532 0.1476	0.1307	0.1363	0.1518	0.1672	Ave		0.1478				8.8		15.0			
cis-1,3-Dichloropropene	0.4151 0.3894	0.3139	0.3516	0.3913	0.4149	Ave		0.3794				10.0		15.0			
4-Methyl-2-pentanone	0.2086 0.1802	0.1837	0.1798	0.1978	0.2028	Ave		0.1922				6.5		15.0			
Toluene	1.8070 1.4789	1.5104	1.4652	1.5091	1.5673	Ave		1.5563				8.2		15.0			
trans-1,3-Dichloropropene	0.3770 0.3824	0.3059	0.3169	0.3551	0.3941	Ave		0.3552				10.0		15.0			
Ethyl methacrylate	0.2941 0.3365	0.2846	0.2880	0.3202	0.3623	Ave		0.3143				9.9		15.0			
1,1,2-Trichloroethane	0.4123 0.2741	0.2958	0.2838	0.2900	0.3037	Lin1	0.0599	0.2812							0.9980		0.9900
Tetrachloroethene	0.4915 0.3462	0.3836	0.3548	0.3613	0.3707	Ave		0.3847				14.0		15.0			
1,3-Dichloropropane	0.6071 0.4837	0.5168	0.4892	0.5037	0.5362	Ave		0.5228				8.7		15.0			
2-Hexanone	0.1611 0.1538	0.1466	0.1403	0.1510	0.1696	Ave		0.1537				6.8		15.0			

Note: The m1 coefficient is the same as Ave RRF for an Ave curve type.

TETRA TECH INTERNAL CORRESPONDENCE

TO: T. APANAVAGE **DATE:** AUGUST 12, 2014

FROM: A. COGNETTI **COPIES:** DV FILE

SUBJECT: **INORGANIC DATA VALIDATION- METALS/MISC**
MSA SURFACE WATER
SAMPLE DELIVERY GROUP (SDG) - 240-39266-1

SAMPLES: 36/Aqueous/Metals/MISC

MSA-SW37A-070714	MSA-SW37B-070714	MSA-SW37C-070714
MSA-SW37D-070714	MSA-SW38A-070714	MSA-SW38B-070714
MSA-SW38C-070714	MSA-SW38D-070714	MSA-SW39A-070714
MSA-SW39B-070714	MSA-SW39C-070714	MSA-SW39D-070714
MSA-SW40A-070714	MSA-SW40B-070714	MSA-SW40C-070714
MSA-SW40D-070714	MSA-SW41A-070714	MSA-SW41B-070714
MSA-SW41C-070714	MSA-SW41D-070714	MSA-SW42A-070714
MSA-SW42B-070714	MSA-SW42C-070714	MSA-SW42D-070714
MSA-SW43A-070714	MSA-SW43B-070714	MSA-SW43C-070714
MSA-SW43D-070714	MSA-SW44A-070714	MSA-SW44B-070714
MSA-SW44C-070714	MSA-SW44D-070714	MSA-SW45A-070714
MSA-SW45B-070714	MSA-SW45C-070714	MSA-SW45D-070714

Overview

The sample set for MSA Surface Water, SDG 240-39266-1 consists of thirty-six (36) aqueous environmental samples analyzed for dissolved metals. The miscellaneous (MISC) parameters (calcium hardness, hardness and magnesium hardness) were determined based on calculation of calcium and magnesium results. There is no field duplicate pair included in this SDG.

The samples were collected on July 7, 2014 and analyzed by Test America. Metals were analyzed in accordance with SW-846 Methods 6020A and 7470A. MISC parameters followed standard method 2340B.

Summary

The data contained in this SDG were validated with regard to the following parameters: data completeness, system performance, holding times, initial / continuing calibrations, laboratory method blank results, internal standard recoveries, laboratory control sample results, matrix spike/matrix spike duplicate results, ICP Interference, serial dilution, compound identification, compound quantitation, and detection limits.

Areas of concern with respect to data quality are listed below.

Major Problems

- No issues were identified.

Minor Problems

- Contamination was detected in the initial/continuing calibration blanks and the laboratory preparation blank in the metals fraction.

Analyte	Maximum Concentration (ug/L)	Action Level (ug/L)
Antimony [1]	0.259	1.30
Antimony [2]	0.407	2.04
Arsenic [3]	0.237	1.19
Beryllium [3]	0.167	0.835
Cadmium [3]	0.248	1.24
Chromium [1]	2.15	10.75
Chromium [3]	0.237	1.19
Cobalt [3]	0.247	1.24
Copper [3]	0.253	1.27
Lead [3]	0.301	2.41
Nickel [1]	0.182	0.91
Nickel [3]	0.168	0.84
Silver [3]	0.059	0.30
Thallium [3]	0.516	2.58
Tungsten [2]	0.098	0.49
Tungsten [3]	0.248	1.24
Vanadium [3]	0.199	1.0

(1) Maximum concentration detected in the laboratory method blank associated with batch 240-137757.
(2) Maximum concentration detected in the laboratory method blank associated with batch 240-137760.
(3) Maximum concentration detected in the continuing calibration blank analyzed on July 10, 2014.

An action level of 5X the maximum concentration of contaminant was established in order to evaluate samples for blank contamination. Sample aliquot and dilution factors were taken into consideration when applying the action level. Detected results less than the action level were qualified as (U).

- Positive results reported below the reporting limit (RL) but above the method detection limit (MDL) for the organic analyses were qualified as estimated, (J).

Notes

Nondetected results were reported to the MDL.

EXECUTIVE SUMMARY

Laboratory Performance Issues: Contamination was detected in the preparation and continuing calibration blanks.

Other Factors Affecting Data Quality: None.

The data for these analyses were reviewed with reference to the USEPA National Functional Guidelines for Inorganic Data Validation (January 2010). The text of this report has been formulated to address only those problem areas affecting data quality.

Tetra Tech
Ann Cognetti
Chemist/Data Validator

Tetra Tech
Joseph A. Samchuck
Data Validation Manager

Attachments:
Appendix A – Qualified Analytical Results
Appendix B – Results as Reported by the Laboratory
Appendix C – Support Documentation

Appendix A

Qualified Analytical Results

Qualifier Codes:

A = Lab Blank Contamination
B = Field Blank Contamination
C = Calibration Noncompliance (i.e., % RSDs, %Ds, ICVs, CCVs, RRFs, etc.)
C01 = GC/MS Tuning Noncompliance
D = MS/MSD Recovery Noncompliance
E = LCS/LCSD Recovery Noncompliance
F = Lab Duplicate Imprecision
G = Field Duplicate Imprecision
H = Holding Time Exceedance
I = ICP Serial Dilution Noncompliance
J = ICP PDS Recovery Noncompliance; MSA's $r < 0.995$
K = ICP Interference - includes ICS % R Noncompliance
L = Instrument Calibration Range Exceedance
M = Sample Preservation Noncompliance
N = Internal Standard Noncompliance
N01 = Internal Standard Recovery Noncompliance Dioxins
N02 = Recovery Standard Noncompliance Dioxins
N03 = Clean-up Standard Noncompliance Dioxins
O = Poor Instrument Performance (i.e., base-time drifting)
P = Uncertainty near detection limit (< 2 x IDL for inorganics and <CRQL for organics)
Q = Other problems (can encompass a number of issues; i.e.chromatography,interferences, etc.)
R = Surrogates Recovery Noncompliance
S = Pesticide/PCB Resolution
T = % Breakdown Noncompliance for DDT and Endrin
U = RPD between columns/detectors >40% for positive results determined via GC/HPLC
V = Non-linear calibrations; correlation coefficient $r < 0.995$
W = EMPC result
X = Signal to noise response drop
Y = Percent solids <30%
Z = Uncertainty at 2 standard deviations is greater than sample activity
Z1 = Tentatively Identified Compound considered presumptively present
Z2 = Tentatively Identified Compound column bleed
Z3 = Tentatively Identified Compound aldol condensate

PROJ_NO: 06183	NSAMPLE	MSA-SW37A-070714			MSA-SW37B-070714			MSA-SW37C-070714			MSA-SW37D-070714		
SDG: 240-39266-1	LAB_ID	240-39266-1			240-39266-2			240-39266-3			240-39266-4		
FRACTION: MF	SAMP_DATE	7/7/2014			7/7/2014			7/7/2014			7/7/2014		
MEDIA: WATER	QC_TYPE	NM			NM			NM			NM		
	UNITS	UG/L			UG/L			UG/L			UG/L		
	PCT_SOLIDS	0.0			0.0			0.0			0.0		
	DUP_OF												
PARAMETER		RESULT	VQL	QLCD	RESULT	VQL	QLCD	RESULT	VQL	QLCD	RESULT	VQL	QLCD
ANTIMONY		0.53	U	A	0.61	U	A	0.48	U	A	0.47	U	A
ARSENIC		1.4	J	P	1.6	J	P	1.5	J	P	1.3	J	P
BARIUM		13			13			13			13		
BERYLLIUM		0.23	U	A	0.45	U	A	0.27	U	A	0.23	U	A
CADMIUM		0.36	U	A	0.6	U	A	0.41	U	A	0.16	U	A
CHROMIUM		0.47	U	A	0.72	U	A	0.6	U	A	0.39	U	A
COBALT		0.27	U	A	0.49	U	A	0.28	U	A	0.075	U	A
COPPER		5.6			6.4			6.2			6		
LEAD		0.23	U	A	0.49	U	A	0.27	U	A	0.14	U	
MERCURY		0.12	U		0.12	U		0.12	U		0.12	U	
MOLYBDENUM		1.6	J	P	1.7	J	P	1.5	J	P	1.5	J	P
NICKEL		1.5	J	P	1.6	J	P	1.3	J	P	1.2	J	P
SELENIUM		0.61	J	P	0.72	J	P	0.53	J	P	0.39	J	P
SILVER		0.022	U	A	0.045	U	A	0.025	U	A	0.0083	U	
THALLIUM		0.6	U	A	0.96	U	A	0.44	U	A	0.4	U	
TUNGSTEN		0.26	U	A	0.37	U	A	0.21	U	A	0.13	U	A
VANADIUM		1.2	J	P	1.5	J	P	1.5	J	P	1.2	J	P
ZINC		2.3	J	P	2.7	J	P	2.2	J	P	3.2	J	P

PROJ_NO: 06183	NSAMPLE	MSA-SW38A-070714			MSA-SW38B-070714			MSA-SW38C-070714			MSA-SW38D-070714		
SDG: 240-39266-1	LAB_ID	240-39266-5			240-39266-6			240-39266-7			240-39266-8		
FRACTION: MF	SAMP_DATE	7/7/2014			7/7/2014			7/7/2014			7/7/2014		
MEDIA: WATER	QC_TYPE	NM			NM			NM			NM		
	UNITS	UG/L			UG/L			UG/L			UG/L		
	PCT_SOLIDS	0.0			0.0			0.0			0.0		
	DUP_OF												
PARAMETER		RESULT	VQL	QLCD	RESULT	VQL	QLCD	RESULT	VQL	QLCD	RESULT	VQL	QLCD
ANTIMONY		0.48	U	A	0.38	U	A	0.42	U	A	0.41	U	A
ARSENIC		1.3	J	P	1.2	J	P	1.2	J	P	1.3	J	P
BARIUM		13			13			13			13		
BERYLLIUM		0.24	U	A	0.14	U	A	0.13	U	A	0.094	U	A
CADMIUM		0.33	U	A	0.15	U	A	0.13	U	A	0.15	U	A
CHROMIUM		0.45	U	A	1	U	A	0.37	U	A	0.32	U	A
COBALT		0.4	U	A	0.14	U	A	0.11	U	A	0.079	U	A
COPPER		5.2			5.9			6.2			6.5		
LEAD		0.14	U		0.14	U		0.14	U		0.14	U	
MERCURY		0.12	U		0.12	U		0.12	U		0.12	U	
MOLYBDENUM		1.5	J	P	1.5	J	P	1.5	J	P	1.4	J	P
NICKEL		1.3	J	P	1.5	J	P	1.2	J	P	1.2	J	P
SELENIUM		0.34	U		0.34	U		0.34	U		0.34	U	
SILVER		0.0083	U		0.0083	U		0.0083	U		0.0083	U	
THALLIUM		0.4	U		0.4	U		0.4	U		0.4	U	
TUNGSTEN		0.11	U	A	0.097	U	A	0.074	U	A	0.068	U	A
VANADIUM		0.99	U	A	1.1	J	P	1.1	J	P	0.88	U	A
ZINC		2.1	U		3.2	J	P	2.3	J	P	3.1	J	P

PROJ_NO: 06183	NSAMPLE	MSA-SW39A-070714			MSA-SW39B-070714			MSA-SW39C-070714			MSA-SW39D-070714		
SDG: 240-39266-1	LAB_ID	240-39266-9			240-39266-10			240-39266-11			240-39266-12		
FRACTION: MF	SAMP_DATE	7/7/2014			7/7/2014			7/7/2014			7/7/2014		
MEDIA: WATER	QC_TYPE	NM			NM			NM			NM		
	UNITS	UG/L			UG/L			UG/L			UG/L		
	PCT_SOLIDS	0.0			0.0			0.0			0.0		
	DUP_OF												
PARAMETER		RESULT	VQL	QLCD	RESULT	VQL	QLCD	RESULT	VQL	QLCD	RESULT	VQL	QLCD
ANTIMONY		0.36	U	A	0.4	U	A	0.33	U	A	0.38	U	A
ARSENIC		1.1	U	A	1.2	J	P	1.2	J	P	1.1	U	A
BARIUM		13			13			13			13		
BERYLLIUM		0.07	U	A	0.08	U	A	0.07	U	A	0.065	U	A
CADMIUM		0.12	U	A	0.097	U	A	0.11	U	A	0.096	U	A
CHROMIUM		1.2	U	A	0.3	U	A	0.35	U	A	0.4	U	A
COBALT		0.074	U	A	0.07	U	A	0.054	U	A	0.056	U	A
COPPER		5.6			5.7			6.2			6.2		
LEAD		0.14	U		0.14	U		0.14	U		0.14	U	
MERCURY		0.12	U		0.12	U		0.12	U		0.12	U	
MOLYBDENUM		1.5	J	P	1.5	J	P	1.5	J	P	1.5	J	P
NICKEL		1.3	J	P	1.2	J	P	1.2	J	P	2.1		
SELENIUM		0.34	J	P	0.34	U		0.34	U		0.34	U	
SILVER		0.0083	U		0.0083	U		0.0083	U		0.0083	U	
THALLIUM		0.4	U		0.4	U		0.4	U		0.4	U	
TUNGSTEN		0.099	U	A	0.08	U	A	0.066	U	A	0.061	U	A
VANADIUM		0.8	U	A	1.1	J	P	0.95	U	A	0.95	U	A
ZINC		2.1	U		2.1	U		2.1	U		2.1	U	

PROJ_NO: 06183	NSAMPLE	MSA-SW40A-070714			MSA-SW40B-070714			MSA-SW40C-070714			MSA-SW40D-070714		
SDG: 240-39266-1	LAB_ID	240-39266-13			240-39266-14			240-39266-15			240-39266-16		
FRACTION: MF	SAMP_DATE	7/7/2014			7/7/2014			7/7/2014			7/7/2014		
MEDIA: WATER	QC_TYPE	NM			NM			NM			NM		
	UNITS	UG/L			UG/L			UG/L			UG/L		
	PCT_SOLIDS	0.0			0.0			0.0			0.0		
	DUP_OF												
PARAMETER		RESULT	VQL	QLCD	RESULT	VQL	QLCD	RESULT	VQL	QLCD	RESULT	VQL	QLCD
ANTIMONY		0.4	U	A	0.41	U	A	0.38	U	A	0.42	U	A
ARSENIC		1.2	J	P	1.3	J	P	1.3	J	P	1.3	J	P
BARIUM		13			13			13			13		
BERYLLIUM		0.057	U	A	0.032	U	A	0.035	U	A	0.035	U	A
CADMIUM		0.19	U	A	0.18	U	A	0.17	U	A	0.15	U	A
CHROMIUM		0.36	U	A	0.35	U	A	0.31	U	A	0.35	U	A
COBALT		0.087	U	A	0.098	U	A	0.091	U	A	0.076	U	A
COPPER		5.8			5.9			6.6			6.5		
LEAD		0.48	U	A	0.14	U		0.14	U		0.14	U	
MERCURY		0.12	U		0.12	U		0.12	U		0.12	U	
MOLYBDENUM		1.5	J	P	1.4	J	P	1.5	J	P	1.5	J	P
NICKEL		1.2	J	P	1.2	J	P	1.2	J	P	1.2	J	P
SELENIUM		0.34	U		0.35	J	P	0.34	U		0.34	U	
SILVER		0.0083	U		0.0083	U		0.0083	U		0.0083	U	
THALLIUM		0.4	U		0.4	U		0.4	U		0.4	U	
TUNGSTEN		0.06	U	A	0.046	U	A	0.054	U	A	0.069	U	A
VANADIUM		1	J	P	1.2	J	P	1.1	J	P	0.97	U	A
ZINC		5.3	J	P	2.1	U		2.1	U		2.4	J	P

PROJ_NO: 06183	NSAMPLE	MSA-SW41A-070714			MSA-SW41B-070714			MSA-SW41C-070714			MSA-SW41D-070714		
SDG: 240-39266-1	LAB_ID	240-39266-17			240-39266-18			240-39266-19			240-39266-20		
FRACTION: MF	SAMP_DATE	7/7/2014			7/7/2014			7/7/2014			7/7/2014		
MEDIA: WATER	QC_TYPE	NM			NM			NM			NM		
	UNITS	UG/L			UG/L			UG/L			UG/L		
	PCT_SOLIDS	0.0			0.0			0.0			0.0		
	DUP_OF												
PARAMETER		RESULT	VQL	QLCD	RESULT	VQL	QLCD	RESULT	VQL	QLCD	RESULT	VQL	QLCD
ANTIMONY		0.39	U	A	0.39	U	A	0.38	U	A	0.36	U	A
ARSENIC		1.3	J	P	1.2	J	P	1.2	J	P	1.2	J	P
BARIUM		13			13			13			13		
BERYLLIUM		0.036	U	A	0.031	U		0.031	U		0.031	U	
CADMIUM		0.2	U	A	0.15	U	A	0.15	U	A	0.14	U	A
CHROMIUM		0.33	U	A	0.31	U	A	0.33	U	A	0.3	U	A
COBALT		0.13	U	A	0.17	U	A	0.12	U	A	0.052	U	A
COPPER		6			6.2			6.6			6.2		
LEAD		0.14	U		0.14	U		0.14	U		0.14	U	
MERCURY		0.12	U		0.12	U		0.12	U		0.12	U	
MOLYBDENUM		1.5	J	P	1.4	J	P	1.4	J	P	1.5	J	P
NICKEL		1.7	J	P	1.2	J	P	1.3	J	P	1.1	J	P
SELENIUM		0.34	U		0.34	U		0.34	U		0.34	U	
SILVER		0.0083	U		0.0083	U		0.0083	U		0.0083	U	
THALLIUM		0.4	U		0.4	U		0.4	U		0.4	U	
TUNGSTEN		0.049	U	A	0.039	U	A	0.1	U	A	0.071	U	A
VANADIUM		1	J	P	0.88	U	A	0.79	U	A	0.94	U	A
ZINC		4.5	J	P	2.1	U		4.2	J	P	2.1	U	

PROJ_NO: 06183	NSAMPLE	MSA-SW42A-070714			MSA-SW42B-070714			MSA-SW42C-070714			MSA-SW42D-070714		
SDG: 240-39266-1	LAB_ID	240-39266-21			240-39266-22			240-39266-23			240-39266-24		
FRACTION: MF	SAMP_DATE	7/7/2014			7/7/2014			7/7/2014			7/7/2014		
MEDIA: WATER	QC_TYPE	NM			NM			NM			NM		
	UNITS	UG/L			UG/L			UG/L			UG/L		
	PCT_SOLIDS	0.0			0.0			0.0			0.0		
	DUP_OF												
PARAMETER		RESULT	VQL	QLCD	RESULT	VQL	QLCD	RESULT	VQL	QLCD	RESULT	VQL	QLCD
ANTIMONY		0.47	U	A	0.57	U	A	0.45	U	A	0.56	U	A
ARSENIC		1.2	J	P	1.5	J	P	1.1	U	A	1.1	U	A
BARIUM		12			13			13			12		
BERYLLIUM		0.074	U	A	1.3			0.15	U	A	0.15	U	A
CADMIUM		0.2	U	A	0.41	U	A	0.16	U	A	0.14	U	A
CHROMIUM		0.33	U	A	0.57	U	A	0.33	U	A	0.4	U	A
COBALT		0.11	U	A	0.32	U	A	0.062	U	A	0.064	U	A
COPPER		5.9			6.1			6.1			6.4		
LEAD		0.14	U		0.31	U	A	0.14	U		0.14	U	
MERCURY		0.12	U		0.12	U		0.12	U		0.12	U	
MOLYBDENUM		1.5	J	P	1.7	J	P	1.5	J	P	1.5	J	P
NICKEL		1.3	J	P	1.5	J	P	1	J	P	1.7	J	P
SELENIUM		0.34	U		0.49	J	P	0.37	J	P	0.34	U	
SILVER		0.0083	U		0.027	U	A	0.0083	U		0.0083	U	
THALLIUM		0.4	U		0.93	U	A	0.4	U		0.4	U	
TUNGSTEN		0.14	U	A	0.38	U	A	0.16	U	A	0.11	U	A
VANADIUM		1.2	J	P	1.4	J	P	1	U	A	1.2	J	P
ZINC		2.3	J	P	2.5	J	P	2.1	J	P	2.1	U	

PROJ_NO: 06183	NSAMPLE	MSA-SW43A-070714			MSA-SW43B-070714			MSA-SW43C-070714			MSA-SW43D-070714		
SDG: 240-39266-1	LAB_ID	240-39266-25			240-39266-26			240-39266-27			240-39266-28		
FRACTION: MF	SAMP_DATE	7/7/2014			7/7/2014			7/7/2014			7/7/2014		
MEDIA: WATER	QC_TYPE	NM			NM			NM			NM		
	UNITS	UG/L			UG/L			UG/L			UG/L		
	PCT_SOLIDS	0.0			0.0			0.0			0.0		
	DUP_OF												
PARAMETER		RESULT	VQL	QLCD	RESULT	VQL	QLCD	RESULT	VQL	QLCD	RESULT	VQL	QLCD
ANTIMONY		0.44	U	A	0.45	U	A	0.44	U	A	0.47	U	A
ARSENIC		1	U	A	1.2	J	P	1.2	J	P	1.2	J	P
BARIUM		13			13			13			13		
BERYLLIUM		0.15	U	A	0.1	U	A	0.09	U	A	0.084	U	A
CADMIUM		0.18	U	A	0.14	U	A	0.15	U	A	0.11	U	A
CHROMIUM		0.29	U	A	0.6	U	A	0.33	U	A	0.35	U	A
COBALT		0.55	U	A	0.15	U	A	0.084	U	A	0.061	U	A
COPPER		5.7			6.2			6.5			6.7		
LEAD		0.17	U	A	0.14	U		0.14	U		0.14	U	
MERCURY		0.12	U		0.12	U		0.12	U		0.12	U	
MOLYBDENUM		1.4	J	P	1.5	J	P	1.4	J	P	1.4	J	P
NICKEL		2			1.2	J	P	1.2	J	P	1.1	J	P
SELENIUM		0.34	U		0.34	U		0.4	J	P	0.36	J	P
SILVER		0.0083	U		0.0083	U		0.0083	U		0.0083	U	
THALLIUM		0.4	U		0.4	U		0.4	U		0.4	U	
TUNGSTEN		0.08	U	A	0.074	U	A	0.063	U	A	0.07	U	A
VANADIUM		0.69	U	A	0.94	U	A	1	U	A	0.97	U	A
ZINC		5.5	J	P	2.5	J	P	2.1	U		2.1	U	

PROJ_NO: 06183	NSAMPLE	MSA-SW44A-070714			MSA-SW44B-070714			MSA-SW44C-070714			MSA-SW44D-070714		
SDG: 240-39266-1	LAB_ID	240-39266-29			240-39266-30			240-39266-31			240-39266-32		
FRACTION: MF	SAMP_DATE	7/7/2014			7/7/2014			7/7/2014			7/7/2014		
MEDIA: WATER	QC_TYPE	NM			NM			NM			NM		
	UNITS	UG/L			UG/L			UG/L			UG/L		
	PCT_SOLIDS	0.0			0.0			0.0			0.0		
	DUP_OF												
PARAMETER		RESULT	VQL	QLCD	RESULT	VQL	QLCD	RESULT	VQL	QLCD	RESULT	VQL	QLCD
ANTIMONY		0.38	U	A	0.4	U	A	0.48	U	A	0.41	U	A
ARSENIC		1.1	J	P	1.2	J	P	1.2	J	P	1.2	J	P
BARIUM		12			13			13			12		
BERYLLIUM		0.082	U	A	0.059	U	A	0.046	U	A	0.055	U	A
CADMIUM		0.14	U	A	0.16	U	A	0.14	U	A	0.11	U	A
CHROMIUM		0.33	U	A	0.3	U	A	0.31	U	A	0.33	U	A
COBALT		0.23	U	A	0.07	U	A	0.044	U	A	0.054	U	A
COPPER		6.2			6.4			6.5			6.3		
LEAD		0.14	U		0.14	U		0.14	U		0.14	U	
MERCURY		0.12	U		0.12	U		0.12	U		0.12	U	
MOLYBDENUM		1.5	J	P	1.4	J	P	1.5	J	P	1.5	J	P
NICKEL		1.5	J	P	1.2	J	P	1.1	J	P	2.6		
SELENIUM		0.34	U		0.36	J	P	0.34	U		0.34	U	
SILVER		0.0083	U		0.0083	U		0.0083	U		0.0083	U	
THALLIUM		0.4	U		0.4	U		0.4	U		0.4	U	
TUNGSTEN		0.067	U	A	0.055	U	A	0.048	U	A	0.043	U	A
VANADIUM		0.89	U	A	1.1	J	P	0.86	U	A	0.91	U	A
ZINC		2.1	U		2.1	U		2.1	U		2.9	J	P

PROJ_NO: 06183	NSAMPLE	MSA-SW45A-070714			MSA-SW45B-070714			MSA-SW45C-070714			MSA-SW45D-070714		
SDG: 240-39266-1	LAB_ID	240-39266-33			240-39266-34			240-39266-35			240-39266-36		
FRACTION: MF	SAMP_DATE	7/7/2014			7/7/2014			7/7/2014			7/7/2014		
MEDIA: WATER	QC_TYPE	NM			NM			NM			NM		
	UNITS	UG/L			UG/L			UG/L			UG/L		
	PCT_SOLIDS	0.0			0.0			0.0			0.0		
	DUP_OF												
PARAMETER		RESULT	VQL	QLCD	RESULT	VQL	QLCD	RESULT	VQL	QLCD	RESULT	VQL	QLCD
ANTIMONY		0.38	U	A	0.44	U	A	0.42	U	A	0.35	U	A
ARSENIC		1.3	J	P	1.1	J	P	1.2	J	P	1.2	J	P
BARIUM		13			13			13			13		
BERYLLIUM		0.031	U	A	0.031	U		0.035	U	A	0.031	U	
CADMIUM		0.12	U	A	0.096	U	A	0.11	U	A	0.093	U	A
CHROMIUM		0.29	U	A	0.31	U	A	0.29	U	A	0.36	U	A
COBALT		0.15	U	A	0.049	U	A	0.03	U	A	0.047	U	A
COPPER		5.1			5.8			5.9			6		
LEAD		0.14	U		0.14	U		0.14	U		0.14	U	
MERCURY		0.12	U		0.12	U		0.12	U		0.12	U	
MOLYBDENUM		1.4	J	P	1.4	J	P	1.4	J	P	1.4	J	P
NICKEL		1.1	J	P	1.1	J	P	1.1	J	P	1.6	J	P
SELENIUM		0.34	U		0.34	U		0.41	J	P	0.34	U	
SILVER		0.0083	U		0.0083	U		0.0083	U		0.0083	U	
THALLIUM		0.4	U		0.4	U		0.4	U		0.4	U	
TUNGSTEN		0.1	U	A	0.07	U	A	0.051	U	A	0.051	U	A
VANADIUM		0.95	U	A	0.85	U	A	0.78	U	A	0.88	U	A
ZINC		2.1	U		2.1	U		2.1	U		2.1	U	

Appendix B

Results as Reported by the Laboratory

1A-IN
INORGANIC ANALYSIS DATA SHEET
METALS - DISSOLVED

Client Sample ID: MSA-SW37A-070714 Lab Sample ID: 240-39266-1

Lab Name: TestAmerica Canton Job No.: 240-39266-1

SDG ID.:

Matrix: Water Date Sampled: 07/07/2014 09:50

Reporting Basis: WET Date Received: 07/08/2014 09:20

CAS No.	Analyte	Result	RL	MDL	Units	C	Q	DIL	Method
7440-36-0	Antimony	0.53	2.0	0.11	ug/L	J	B	1	6020
7440-38-2	Arsenic	1.4	5.0	0.063	ug/L	J	B	1	6020
7440-39-3	Barium	13	5.0	0.32	ug/L			1	6020
7440-41-7	Beryllium	0.23	1.0	0.031	ug/L	J	B	1	6020
7440-43-9	Cadmium	0.36	1.0	0.026	ug/L	J		1	6020
7440-47-3	Chromium	0.47	2.0	0.13	ug/L	J	B	1	6020
7440-48-4	Cobalt	0.27	1.0	0.020	ug/L	J		1	6020
7440-50-8	Copper	5.6	2.0	0.24	ug/L			1	6020
7439-92-1	Lead	0.23	1.0	0.14	ug/L	J		1	6020
7439-98-7	Molybdenum	1.6	10	0.81	ug/L	J		1	6020
7440-02-0	Nickel	1.5	2.0	0.088	ug/L	J	B	1	6020
7782-49-2	Selenium	0.61	5.0	0.34	ug/L	J		1	6020
7440-22-4	Silver	0.022	1.0	0.0083	ug/L	J		1	6020
7440-28-0	Thallium	0.60	2.0	0.40	ug/L	J		1	6020
7440-62-2	Vanadium	1.2	5.0	0.15	ug/L	J		1	6020
7440-66-6	Zinc	2.3	20	2.1	ug/L	J		1	6020
7440-33-7	Tungsten	0.26	10	0.017	ug/L	J		1	6020
7439-97-6	Mercury	0.20	0.20	0.12	ug/L	U		1	7470A

1A-IN
INORGANIC ANALYSIS DATA SHEET
METALS - DISSOLVED

Client Sample ID: MSA-SW37B-070714 Lab Sample ID: 240-39266-2

Lab Name: TestAmerica Canton Job No.: 240-39266-1

SDG ID.:

Matrix: Water Date Sampled: 07/07/2014 09:57

Reporting Basis: WET Date Received: 07/08/2014 09:20

CAS No.	Analyte	Result	RL	MDL	Units	C	Q	DIL	Method
7440-36-0	Antimony	0.61	2.0	0.11	ug/L	J	B	1	6020
7440-38-2	Arsenic	1.6	5.0	0.063	ug/L	J	B	1	6020
7440-39-3	Barium	13	5.0	0.32	ug/L			1	6020
7440-41-7	Beryllium	0.45	1.0	0.031	ug/L	J	B	1	6020
7440-43-9	Cadmium	0.60	1.0	0.026	ug/L	J		1	6020
7440-47-3	Chromium	0.72	2.0	0.13	ug/L	J	B	1	6020
7440-48-4	Cobalt	0.49	1.0	0.020	ug/L	J		1	6020
7440-50-8	Copper	6.4	2.0	0.24	ug/L			1	6020
7439-92-1	Lead	0.49	1.0	0.14	ug/L	J		1	6020
7439-98-7	Molybdenum	1.7	10	0.81	ug/L	J		1	6020
7440-02-0	Nickel	1.6	2.0	0.088	ug/L	J	B	1	6020
7782-49-2	Selenium	0.72	5.0	0.34	ug/L	J		1	6020
7440-22-4	Silver	0.045	1.0	0.0083	ug/L	J		1	6020
7440-28-0	Thallium	0.96	2.0	0.40	ug/L	J		1	6020
7440-62-2	Vanadium	1.5	5.0	0.15	ug/L	J		1	6020
7440-66-6	Zinc	2.7	20	2.1	ug/L	J		1	6020
7440-33-7	Tungsten	0.37	10	0.017	ug/L	J		1	6020
7439-97-6	Mercury	0.20	0.20	0.12	ug/L	U		1	7470A

1A-IN
INORGANIC ANALYSIS DATA SHEET
METALS - DISSOLVED

Client Sample ID: MSA-SW37C-070714 Lab Sample ID: 240-39266-3

Lab Name: TestAmerica Canton Job No.: 240-39266-1

SDG ID.:

Matrix: Water Date Sampled: 07/07/2014 10:02

Reporting Basis: WET Date Received: 07/08/2014 09:20

CAS No.	Analyte	Result	RL	MDL	Units	C	Q	DIL	Method
7440-36-0	Antimony	0.48	2.0	0.11	ug/L	J	B	1	6020
7440-38-2	Arsenic	1.5	5.0	0.063	ug/L	J	B	1	6020
7440-39-3	Barium	13	5.0	0.32	ug/L			1	6020
7440-41-7	Beryllium	0.27	1.0	0.031	ug/L	J	B	1	6020
7440-43-9	Cadmium	0.41	1.0	0.026	ug/L	J		1	6020
7440-47-3	Chromium	0.60	2.0	0.13	ug/L	J	B	1	6020
7440-48-4	Cobalt	0.28	1.0	0.020	ug/L	J		1	6020
7440-50-8	Copper	6.2	2.0	0.24	ug/L			1	6020
7439-92-1	Lead	0.27	1.0	0.14	ug/L	J		1	6020
7439-98-7	Molybdenum	1.5	10	0.81	ug/L	J		1	6020
7440-02-0	Nickel	1.3	2.0	0.088	ug/L	J	B	1	6020
7782-49-2	Selenium	0.53	5.0	0.34	ug/L	J		1	6020
7440-22-4	Silver	0.025	1.0	0.0083	ug/L	J		1	6020
7440-28-0	Thallium	0.44	2.0	0.40	ug/L	J		1	6020
7440-62-2	Vanadium	1.5	5.0	0.15	ug/L	J		1	6020
7440-66-6	Zinc	2.2	20	2.1	ug/L	J		1	6020
7440-33-7	Tungsten	0.21	10	0.017	ug/L	J		1	6020
7439-97-6	Mercury	0.20	0.20	0.12	ug/L	U		1	7470A

1A-IN
INORGANIC ANALYSIS DATA SHEET
METALS - DISSOLVED

Client Sample ID: MSA-SW37D-070714 Lab Sample ID: 240-39266-4

Lab Name: TestAmerica Canton Job No.: 240-39266-1

SDG ID.:

Matrix: Water Date Sampled: 07/07/2014 10:07

Reporting Basis: WET Date Received: 07/08/2014 09:20

CAS No.	Analyte	Result	RL	MDL	Units	C	Q	DIL	Method
7440-36-0	Antimony	0.47	2.0	0.11	ug/L	J	B	1	6020
7440-38-2	Arsenic	1.3	5.0	0.063	ug/L	J	B	1	6020
7440-39-3	Barium	13	5.0	0.32	ug/L			1	6020
7440-41-7	Beryllium	0.23	1.0	0.031	ug/L	J	B	1	6020
7440-43-9	Cadmium	0.16	1.0	0.026	ug/L	J		1	6020
7440-47-3	Chromium	0.39	2.0	0.13	ug/L	J	B	1	6020
7440-48-4	Cobalt	0.075	1.0	0.020	ug/L	J		1	6020
7440-50-8	Copper	6.0	2.0	0.24	ug/L			1	6020
7439-92-1	Lead	1.0	1.0	0.14	ug/L	U		1	6020
7439-98-7	Molybdenum	1.5	10	0.81	ug/L	J		1	6020
7440-02-0	Nickel	1.2	2.0	0.088	ug/L	J	B	1	6020
7782-49-2	Selenium	0.39	5.0	0.34	ug/L	J		1	6020
7440-22-4	Silver	1.0	1.0	0.0083	ug/L	U		1	6020
7440-28-0	Thallium	2.0	2.0	0.40	ug/L	U		1	6020
7440-62-2	Vanadium	1.2	5.0	0.15	ug/L	J		1	6020
7440-66-6	Zinc	3.2	20	2.1	ug/L	J		1	6020
7440-33-7	Tungsten	0.13	10	0.017	ug/L	J		1	6020
7439-97-6	Mercury	0.20	0.20	0.12	ug/L	U		1	7470A

1A-IN
INORGANIC ANALYSIS DATA SHEET
METALS - DISSOLVED

Client Sample ID: MSA-SW38A-070714 Lab Sample ID: 240-39266-5

Lab Name: TestAmerica Canton Job No.: 240-39266-1

SDG ID.:

Matrix: Water Date Sampled: 07/07/2014 12:43

Reporting Basis: WET Date Received: 07/08/2014 09:20

CAS No.	Analyte	Result	RL	MDL	Units	C	Q	DIL	Method
7440-36-0	Antimony	0.48	2.0	0.11	ug/L	J	B	1	6020
7440-38-2	Arsenic	1.3	5.0	0.063	ug/L	J	B	1	6020
7440-39-3	Barium	13	5.0	0.32	ug/L			1	6020
7440-41-7	Beryllium	0.24	1.0	0.031	ug/L	J	B	1	6020
7440-43-9	Cadmium	0.33	1.0	0.026	ug/L	J		1	6020
7440-47-3	Chromium	0.45	2.0	0.13	ug/L	J	B	1	6020
7440-48-4	Cobalt	0.40	1.0	0.020	ug/L	J		1	6020
7440-50-8	Copper	5.2	2.0	0.24	ug/L			1	6020
7439-92-1	Lead	1.0	1.0	0.14	ug/L	U		1	6020
7439-98-7	Molybdenum	1.5	10	0.81	ug/L	J		1	6020
7440-02-0	Nickel	1.3	2.0	0.088	ug/L	J	B	1	6020
7782-49-2	Selenium	5.0	5.0	0.34	ug/L	U		1	6020
7440-22-4	Silver	1.0	1.0	0.0083	ug/L	U		1	6020
7440-28-0	Thallium	2.0	2.0	0.40	ug/L	U		1	6020
7440-62-2	Vanadium	0.99	5.0	0.15	ug/L	J		1	6020
7440-66-6	Zinc	20	20	2.1	ug/L	U		1	6020
7440-33-7	Tungsten	0.11	10	0.017	ug/L	J		1	6020
7439-97-6	Mercury	0.20	0.20	0.12	ug/L	U		1	7470A

1A-IN
INORGANIC ANALYSIS DATA SHEET
METALS - DISSOLVED

Client Sample ID: MSA-SW38B-070714 Lab Sample ID: 240-39266-6

Lab Name: TestAmerica Canton Job No.: 240-39266-1

SDG ID.:

Matrix: Water Date Sampled: 07/07/2014 12:49

Reporting Basis: WET Date Received: 07/08/2014 09:20

CAS No.	Analyte	Result	RL	MDL	Units	C	Q	DIL	Method
7440-36-0	Antimony	0.38	2.0	0.11	ug/L	J	B	1	6020
7440-38-2	Arsenic	1.2	5.0	0.063	ug/L	J	B	1	6020
7440-39-3	Barium	13	5.0	0.32	ug/L			1	6020
7440-41-7	Beryllium	0.14	1.0	0.031	ug/L	J	B	1	6020
7440-43-9	Cadmium	0.15	1.0	0.026	ug/L	J		1	6020
7440-47-3	Chromium	1.0	2.0	0.13	ug/L	J	B	1	6020
7440-48-4	Cobalt	0.14	1.0	0.020	ug/L	J		1	6020
7440-50-8	Copper	5.9	2.0	0.24	ug/L			1	6020
7439-92-1	Lead	1.0	1.0	0.14	ug/L	U		1	6020
7439-98-7	Molybdenum	1.5	10	0.81	ug/L	J		1	6020
7440-02-0	Nickel	1.5	2.0	0.088	ug/L	J	B	1	6020
7782-49-2	Selenium	5.0	5.0	0.34	ug/L	U		1	6020
7440-22-4	Silver	1.0	1.0	0.0083	ug/L	U		1	6020
7440-28-0	Thallium	2.0	2.0	0.40	ug/L	U		1	6020
7440-62-2	Vanadium	1.1	5.0	0.15	ug/L	J		1	6020
7440-66-6	Zinc	3.2	20	2.1	ug/L	J		1	6020
7440-33-7	Tungsten	0.097	10	0.017	ug/L	J		1	6020
7439-97-6	Mercury	0.20	0.20	0.12	ug/L	U		1	7470A

1A-IN
INORGANIC ANALYSIS DATA SHEET
METALS - DISSOLVED

Client Sample ID: MSA-SW38C-070714 Lab Sample ID: 240-39266-7

Lab Name: TestAmerica Canton Job No.: 240-39266-1

SDG ID.:

Matrix: Water Date Sampled: 07/07/2014 12:52

Reporting Basis: WET Date Received: 07/08/2014 09:20

CAS No.	Analyte	Result	RL	MDL	Units	C	Q	DIL	Method
7440-36-0	Antimony	0.42	2.0	0.11	ug/L	J	B	1	6020
7440-38-2	Arsenic	1.2	5.0	0.063	ug/L	J	B	1	6020
7440-39-3	Barium	13	5.0	0.32	ug/L			1	6020
7440-41-7	Beryllium	0.13	1.0	0.031	ug/L	J	B	1	6020
7440-43-9	Cadmium	0.13	1.0	0.026	ug/L	J		1	6020
7440-47-3	Chromium	0.37	2.0	0.13	ug/L	J	B	1	6020
7440-48-4	Cobalt	0.11	1.0	0.020	ug/L	J		1	6020
7440-50-8	Copper	6.2	2.0	0.24	ug/L			1	6020
7439-92-1	Lead	1.0	1.0	0.14	ug/L	U		1	6020
7439-98-7	Molybdenum	1.5	10	0.81	ug/L	J		1	6020
7440-02-0	Nickel	1.2	2.0	0.088	ug/L	J	B	1	6020
7782-49-2	Selenium	5.0	5.0	0.34	ug/L	U		1	6020
7440-22-4	Silver	1.0	1.0	0.0083	ug/L	U		1	6020
7440-28-0	Thallium	2.0	2.0	0.40	ug/L	U		1	6020
7440-62-2	Vanadium	1.1	5.0	0.15	ug/L	J		1	6020
7440-66-6	Zinc	2.3	20	2.1	ug/L	J		1	6020
7440-33-7	Tungsten	0.074	10	0.017	ug/L	J		1	6020
7439-97-6	Mercury	0.20	0.20	0.12	ug/L	U		1	7470A

1A-IN
INORGANIC ANALYSIS DATA SHEET
METALS - DISSOLVED

Client Sample ID: MSA-SW38D-070714 Lab Sample ID: 240-39266-8

Lab Name: TestAmerica Canton Job No.: 240-39266-1

SDG ID.:

Matrix: Water Date Sampled: 07/07/2014 12:57

Reporting Basis: WET Date Received: 07/08/2014 09:20

CAS No.	Analyte	Result	RL	MDL	Units	C	Q	DIL	Method
7440-36-0	Antimony	0.41	2.0	0.11	ug/L	J	B	1	6020
7440-38-2	Arsenic	1.3	5.0	0.063	ug/L	J	B	1	6020
7440-39-3	Barium	13	5.0	0.32	ug/L			1	6020
7440-41-7	Beryllium	0.094	1.0	0.031	ug/L	J	B	1	6020
7440-43-9	Cadmium	0.15	1.0	0.026	ug/L	J		1	6020
7440-47-3	Chromium	0.32	2.0	0.13	ug/L	J	B	1	6020
7440-48-4	Cobalt	0.079	1.0	0.020	ug/L	J		1	6020
7440-50-8	Copper	6.5	2.0	0.24	ug/L			1	6020
7439-92-1	Lead	1.0	1.0	0.14	ug/L	U		1	6020
7439-98-7	Molybdenum	1.4	10	0.81	ug/L	J		1	6020
7440-02-0	Nickel	1.2	2.0	0.088	ug/L	J	B	1	6020
7782-49-2	Selenium	5.0	5.0	0.34	ug/L	U		1	6020
7440-22-4	Silver	1.0	1.0	0.0083	ug/L	U		1	6020
7440-28-0	Thallium	2.0	2.0	0.40	ug/L	U		1	6020
7440-62-2	Vanadium	0.88	5.0	0.15	ug/L	J		1	6020
7440-66-6	Zinc	3.1	20	2.1	ug/L	J		1	6020
7440-33-7	Tungsten	0.068	10	0.017	ug/L	J		1	6020
7439-97-6	Mercury	0.20	0.20	0.12	ug/L	U		1	7470A

1A-IN
INORGANIC ANALYSIS DATA SHEET
METALS - DISSOLVED

Client Sample ID: MSA-SW39A-070714 Lab Sample ID: 240-39266-9

Lab Name: TestAmerica Canton Job No.: 240-39266-1

SDG ID.:

Matrix: Water Date Sampled: 07/07/2014 08:45

Reporting Basis: WET Date Received: 07/08/2014 09:20

CAS No.	Analyte	Result	RL	MDL	Units	C	Q	DIL	Method
7440-36-0	Antimony	0.36	2.0	0.11	ug/L	J	B	1	6020
7440-38-2	Arsenic	1.1	5.0	0.063	ug/L	J	B	1	6020
7440-39-3	Barium	13	5.0	0.32	ug/L			1	6020
7440-41-7	Beryllium	0.070	1.0	0.031	ug/L	J	B	1	6020
7440-43-9	Cadmium	0.12	1.0	0.026	ug/L	J		1	6020
7440-47-3	Chromium	1.2	2.0	0.13	ug/L	J	B	1	6020
7440-48-4	Cobalt	0.074	1.0	0.020	ug/L	J		1	6020
7440-50-8	Copper	5.6	2.0	0.24	ug/L			1	6020
7439-92-1	Lead	1.0	1.0	0.14	ug/L	U		1	6020
7439-98-7	Molybdenum	1.5	10	0.81	ug/L	J		1	6020
7440-02-0	Nickel	1.3	2.0	0.088	ug/L	J	B	1	6020
7782-49-2	Selenium	0.34	5.0	0.34	ug/L	J		1	6020
7440-22-4	Silver	1.0	1.0	0.0083	ug/L	U		1	6020
7440-28-0	Thallium	2.0	2.0	0.40	ug/L	U		1	6020
7440-62-2	Vanadium	0.80	5.0	0.15	ug/L	J		1	6020
7440-66-6	Zinc	20	20	2.1	ug/L	U		1	6020
7440-33-7	Tungsten	0.099	10	0.017	ug/L	J		1	6020
7439-97-6	Mercury	0.20	0.20	0.12	ug/L	U		1	7470A

1A-IN
INORGANIC ANALYSIS DATA SHEET
METALS - DISSOLVED

Client Sample ID: MSA-SW39B-070714 Lab Sample ID: 240-39266-10

Lab Name: TestAmerica Canton Job No.: 240-39266-1

SDG ID.:

Matrix: Water Date Sampled: 07/07/2014 08:51

Reporting Basis: WET Date Received: 07/08/2014 09:20

CAS No.	Analyte	Result	RL	MDL	Units	C	Q	DIL	Method
7440-36-0	Antimony	0.40	2.0	0.11	ug/L	J	B	1	6020
7440-38-2	Arsenic	1.2	5.0	0.063	ug/L	J	B	1	6020
7440-39-3	Barium	13	5.0	0.32	ug/L			1	6020
7440-41-7	Beryllium	0.080	1.0	0.031	ug/L	J	B	1	6020
7440-43-9	Cadmium	0.097	1.0	0.026	ug/L	J		1	6020
7440-47-3	Chromium	0.30	2.0	0.13	ug/L	J	B	1	6020
7440-48-4	Cobalt	0.070	1.0	0.020	ug/L	J		1	6020
7440-50-8	Copper	5.7	2.0	0.24	ug/L			1	6020
7439-92-1	Lead	1.0	1.0	0.14	ug/L	U		1	6020
7439-98-7	Molybdenum	1.5	10	0.81	ug/L	J		1	6020
7440-02-0	Nickel	1.2	2.0	0.088	ug/L	J	B	1	6020
7782-49-2	Selenium	5.0	5.0	0.34	ug/L	U		1	6020
7440-22-4	Silver	1.0	1.0	0.0083	ug/L	U		1	6020
7440-28-0	Thallium	2.0	2.0	0.40	ug/L	U		1	6020
7440-62-2	Vanadium	1.1	5.0	0.15	ug/L	J		1	6020
7440-66-6	Zinc	20	20	2.1	ug/L	U		1	6020
7440-33-7	Tungsten	0.080	10	0.017	ug/L	J		1	6020
7439-97-6	Mercury	0.20	0.20	0.12	ug/L	U		1	7470A

1A-IN
INORGANIC ANALYSIS DATA SHEET
METALS - DISSOLVED

Client Sample ID: MSA-SW39C-070714 Lab Sample ID: 240-39266-11

Lab Name: TestAmerica Canton Job No.: 240-39266-1

SDG ID.:

Matrix: Water Date Sampled: 07/07/2014 08:55

Reporting Basis: WET Date Received: 07/08/2014 09:20

CAS No.	Analyte	Result	RL	MDL	Units	C	Q	DIL	Method
7440-36-0	Antimony	0.33	2.0	0.11	ug/L	J	B	1	6020
7440-38-2	Arsenic	1.2	5.0	0.063	ug/L	J	B	1	6020
7440-39-3	Barium	13	5.0	0.32	ug/L			1	6020
7440-41-7	Beryllium	0.070	1.0	0.031	ug/L	J	B	1	6020
7440-43-9	Cadmium	0.11	1.0	0.026	ug/L	J		1	6020
7440-47-3	Chromium	0.35	2.0	0.13	ug/L	J	B	1	6020
7440-48-4	Cobalt	0.054	1.0	0.020	ug/L	J		1	6020
7440-50-8	Copper	6.2	2.0	0.24	ug/L			1	6020
7439-92-1	Lead	1.0	1.0	0.14	ug/L	U		1	6020
7439-98-7	Molybdenum	1.5	10	0.81	ug/L	J		1	6020
7440-02-0	Nickel	1.2	2.0	0.088	ug/L	J	B	1	6020
7782-49-2	Selenium	5.0	5.0	0.34	ug/L	U		1	6020
7440-22-4	Silver	1.0	1.0	0.0083	ug/L	U		1	6020
7440-28-0	Thallium	2.0	2.0	0.40	ug/L	U		1	6020
7440-62-2	Vanadium	0.95	5.0	0.15	ug/L	J		1	6020
7440-66-6	Zinc	20	20	2.1	ug/L	U		1	6020
7440-33-7	Tungsten	0.066	10	0.017	ug/L	J		1	6020
7439-97-6	Mercury	0.20	0.20	0.12	ug/L	U		1	7470A

1A-IN
INORGANIC ANALYSIS DATA SHEET
METALS - DISSOLVED

Client Sample ID: MSA-SW39D-070714 Lab Sample ID: 240-39266-12

Lab Name: TestAmerica Canton Job No.: 240-39266-1

SDG ID.:

Matrix: Water Date Sampled: 07/07/2014 08:59

Reporting Basis: WET Date Received: 07/08/2014 09:20

CAS No.	Analyte	Result	RL	MDL	Units	C	Q	DIL	Method
7440-36-0	Antimony	0.38	2.0	0.11	ug/L	J	B	1	6020
7440-38-2	Arsenic	1.1	5.0	0.063	ug/L	J	B	1	6020
7440-39-3	Barium	13	5.0	0.32	ug/L			1	6020
7440-41-7	Beryllium	0.065	1.0	0.031	ug/L	J	B	1	6020
7440-43-9	Cadmium	0.096	1.0	0.026	ug/L	J		1	6020
7440-47-3	Chromium	0.40	2.0	0.13	ug/L	J	B	1	6020
7440-48-4	Cobalt	0.056	1.0	0.020	ug/L	J		1	6020
7440-50-8	Copper	6.2	2.0	0.24	ug/L			1	6020
7439-92-1	Lead	1.0	1.0	0.14	ug/L	U		1	6020
7439-98-7	Molybdenum	1.5	10	0.81	ug/L	J		1	6020
7440-02-0	Nickel	2.1	2.0	0.088	ug/L		B	1	6020
7782-49-2	Selenium	5.0	5.0	0.34	ug/L	U		1	6020
7440-22-4	Silver	1.0	1.0	0.0083	ug/L	U		1	6020
7440-28-0	Thallium	2.0	2.0	0.40	ug/L	U		1	6020
7440-62-2	Vanadium	0.95	5.0	0.15	ug/L	J		1	6020
7440-66-6	Zinc	20	20	2.1	ug/L	U		1	6020
7440-33-7	Tungsten	0.061	10	0.017	ug/L	J		1	6020
7439-97-6	Mercury	0.20	0.20	0.12	ug/L	U		1	7470A

1A-IN
INORGANIC ANALYSIS DATA SHEET
METALS - DISSOLVED

Client Sample ID: MSA-SW40A-070714 Lab Sample ID: 240-39266-13

Lab Name: TestAmerica Canton Job No.: 240-39266-1

SDG ID.:

Matrix: Water Date Sampled: 07/07/2014 10:40

Reporting Basis: WET Date Received: 07/08/2014 09:20

CAS No.	Analyte	Result	RL	MDL	Units	C	Q	DIL	Method
7440-36-0	Antimony	0.40	2.0	0.11	ug/L	J	B	1	6020
7440-38-2	Arsenic	1.2	5.0	0.063	ug/L	J	B	1	6020
7440-39-3	Barium	13	5.0	0.32	ug/L			1	6020
7440-41-7	Beryllium	0.057	1.0	0.031	ug/L	J	B	1	6020
7440-43-9	Cadmium	0.19	1.0	0.026	ug/L	J		1	6020
7440-47-3	Chromium	0.36	2.0	0.13	ug/L	J	B	1	6020
7440-48-4	Cobalt	0.087	1.0	0.020	ug/L	J		1	6020
7440-50-8	Copper	5.8	2.0	0.24	ug/L			1	6020
7439-92-1	Lead	0.48	1.0	0.14	ug/L	J		1	6020
7439-98-7	Molybdenum	1.5	10	0.81	ug/L	J		1	6020
7440-02-0	Nickel	1.2	2.0	0.088	ug/L	J	B	1	6020
7782-49-2	Selenium	5.0	5.0	0.34	ug/L	U		1	6020
7440-22-4	Silver	1.0	1.0	0.0083	ug/L	U		1	6020
7440-28-0	Thallium	2.0	2.0	0.40	ug/L	U		1	6020
7440-62-2	Vanadium	1.0	5.0	0.15	ug/L	J		1	6020
7440-66-6	Zinc	5.3	20	2.1	ug/L	J		1	6020
7440-33-7	Tungsten	0.060	10	0.017	ug/L	J		1	6020
7439-97-6	Mercury	0.20	0.20	0.12	ug/L	U		1	7470A

1A-IN
INORGANIC ANALYSIS DATA SHEET
METALS - DISSOLVED

Client Sample ID: MSA-SW40B-070714 Lab Sample ID: 240-39266-14

Lab Name: TestAmerica Canton Job No.: 240-39266-1

SDG ID.:

Matrix: Water Date Sampled: 07/07/2014 12:27

Reporting Basis: WET Date Received: 07/08/2014 09:20

CAS No.	Analyte	Result	RL	MDL	Units	C	Q	DIL	Method
7440-36-0	Antimony	0.41	2.0	0.11	ug/L	J	B	1	6020
7440-38-2	Arsenic	1.3	5.0	0.063	ug/L	J	B	1	6020
7440-39-3	Barium	13	5.0	0.32	ug/L			1	6020
7440-41-7	Beryllium	0.032	1.0	0.031	ug/L	J	B	1	6020
7440-43-9	Cadmium	0.18	1.0	0.026	ug/L	J		1	6020
7440-47-3	Chromium	0.35	2.0	0.13	ug/L	J	B	1	6020
7440-48-4	Cobalt	0.098	1.0	0.020	ug/L	J		1	6020
7440-50-8	Copper	5.9	2.0	0.24	ug/L			1	6020
7439-92-1	Lead	1.0	1.0	0.14	ug/L	U		1	6020
7439-98-7	Molybdenum	1.4	10	0.81	ug/L	J		1	6020
7440-02-0	Nickel	1.2	2.0	0.088	ug/L	J	B	1	6020
7782-49-2	Selenium	0.35	5.0	0.34	ug/L	J		1	6020
7440-22-4	Silver	1.0	1.0	0.0083	ug/L	U		1	6020
7440-28-0	Thallium	2.0	2.0	0.40	ug/L	U		1	6020
7440-62-2	Vanadium	1.2	5.0	0.15	ug/L	J		1	6020
7440-66-6	Zinc	20	20	2.1	ug/L	U		1	6020
7440-33-7	Tungsten	0.046	10	0.017	ug/L	J		1	6020
7439-97-6	Mercury	0.20	0.20	0.12	ug/L	U		1	7470A

1A-IN
INORGANIC ANALYSIS DATA SHEET
METALS - DISSOLVED

Client Sample ID: MSA-SW40C-070714 Lab Sample ID: 240-39266-15

Lab Name: TestAmerica Canton Job No.: 240-39266-1

SDG ID.:

Matrix: Water Date Sampled: 07/07/2014 12:32

Reporting Basis: WET Date Received: 07/08/2014 09:20

CAS No.	Analyte	Result	RL	MDL	Units	C	Q	DIL	Method
7440-36-0	Antimony	0.38	2.0	0.11	ug/L	J	B	1	6020
7440-38-2	Arsenic	1.3	5.0	0.063	ug/L	J	B	1	6020
7440-39-3	Barium	13	5.0	0.32	ug/L			1	6020
7440-41-7	Beryllium	0.035	1.0	0.031	ug/L	J	B	1	6020
7440-43-9	Cadmium	0.17	1.0	0.026	ug/L	J		1	6020
7440-47-3	Chromium	0.31	2.0	0.13	ug/L	J	B	1	6020
7440-48-4	Cobalt	0.091	1.0	0.020	ug/L	J		1	6020
7440-50-8	Copper	6.6	2.0	0.24	ug/L			1	6020
7439-92-1	Lead	1.0	1.0	0.14	ug/L	U		1	6020
7439-98-7	Molybdenum	1.5	10	0.81	ug/L	J		1	6020
7440-02-0	Nickel	1.2	2.0	0.088	ug/L	J	B	1	6020
7782-49-2	Selenium	5.0	5.0	0.34	ug/L	U		1	6020
7440-22-4	Silver	1.0	1.0	0.0083	ug/L	U		1	6020
7440-28-0	Thallium	2.0	2.0	0.40	ug/L	U		1	6020
7440-62-2	Vanadium	1.1	5.0	0.15	ug/L	J		1	6020
7440-66-6	Zinc	20	20	2.1	ug/L	U		1	6020
7440-33-7	Tungsten	0.054	10	0.017	ug/L	J		1	6020
7439-97-6	Mercury	0.20	0.20	0.12	ug/L	U		1	7470A

1A-IN
INORGANIC ANALYSIS DATA SHEET
METALS - DISSOLVED

Client Sample ID: MSA-SW40D-070714 Lab Sample ID: 240-39266-16

Lab Name: TestAmerica Canton Job No.: 240-39266-1

SDG ID.:

Matrix: Water Date Sampled: 07/07/2014 12:36

Reporting Basis: WET Date Received: 07/08/2014 09:20

CAS No.	Analyte	Result	RL	MDL	Units	C	Q	DIL	Method
7440-36-0	Antimony	0.42	2.0	0.11	ug/L	J	B	1	6020
7440-38-2	Arsenic	1.3	5.0	0.063	ug/L	J	B	1	6020
7440-39-3	Barium	13	5.0	0.32	ug/L			1	6020
7440-41-7	Beryllium	0.035	1.0	0.031	ug/L	J	B	1	6020
7440-43-9	Cadmium	0.15	1.0	0.026	ug/L	J		1	6020
7440-47-3	Chromium	0.35	2.0	0.13	ug/L	J	B	1	6020
7440-48-4	Cobalt	0.076	1.0	0.020	ug/L	J		1	6020
7440-50-8	Copper	6.5	2.0	0.24	ug/L			1	6020
7439-92-1	Lead	1.0	1.0	0.14	ug/L	U		1	6020
7439-98-7	Molybdenum	1.5	10	0.81	ug/L	J		1	6020
7440-02-0	Nickel	1.2	2.0	0.088	ug/L	J	B	1	6020
7782-49-2	Selenium	5.0	5.0	0.34	ug/L	U		1	6020
7440-22-4	Silver	1.0	1.0	0.0083	ug/L	U		1	6020
7440-28-0	Thallium	2.0	2.0	0.40	ug/L	U		1	6020
7440-62-2	Vanadium	0.97	5.0	0.15	ug/L	J		1	6020
7440-66-6	Zinc	2.4	20	2.1	ug/L	J		1	6020
7440-33-7	Tungsten	0.069	10	0.017	ug/L	J		1	6020
7439-97-6	Mercury	0.20	0.20	0.12	ug/L	U		1	7470A

1A-IN
INORGANIC ANALYSIS DATA SHEET
METALS - DISSOLVED

Client Sample ID: MSA-SW41A-070714 Lab Sample ID: 240-39266-17

Lab Name: TestAmerica Canton Job No.: 240-39266-1

SDG ID.:

Matrix: Water Date Sampled: 07/07/2014 13:03

Reporting Basis: WET Date Received: 07/08/2014 09:20

CAS No.	Analyte	Result	RL	MDL	Units	C	Q	DIL	Method
7440-36-0	Antimony	0.39	2.0	0.11	ug/L	J	B	1	6020
7440-38-2	Arsenic	1.3	5.0	0.063	ug/L	J	B	1	6020
7440-39-3	Barium	13	5.0	0.32	ug/L			1	6020
7440-41-7	Beryllium	0.036	1.0	0.031	ug/L	J	B	1	6020
7440-43-9	Cadmium	0.20	1.0	0.026	ug/L	J		1	6020
7440-47-3	Chromium	0.33	2.0	0.13	ug/L	J	B	1	6020
7440-48-4	Cobalt	0.13	1.0	0.020	ug/L	J		1	6020
7440-50-8	Copper	6.0	2.0	0.24	ug/L			1	6020
7439-92-1	Lead	1.0	1.0	0.14	ug/L	U		1	6020
7439-98-7	Molybdenum	1.5	10	0.81	ug/L	J		1	6020
7440-02-0	Nickel	1.7	2.0	0.088	ug/L	J	B	1	6020
7782-49-2	Selenium	5.0	5.0	0.34	ug/L	U		1	6020
7440-22-4	Silver	1.0	1.0	0.0083	ug/L	U		1	6020
7440-28-0	Thallium	2.0	2.0	0.40	ug/L	U		1	6020
7440-62-2	Vanadium	1.0	5.0	0.15	ug/L	J		1	6020
7440-66-6	Zinc	4.5	20	2.1	ug/L	J		1	6020
7440-33-7	Tungsten	0.049	10	0.017	ug/L	J		1	6020
7439-97-6	Mercury	0.20	0.20	0.12	ug/L	U		1	7470A

1A-IN
INORGANIC ANALYSIS DATA SHEET
METALS - DISSOLVED

Client Sample ID: MSA-SW41B-070714 Lab Sample ID: 240-39266-18

Lab Name: TestAmerica Canton Job No.: 240-39266-1

SDG ID.:

Matrix: Water Date Sampled: 07/07/2014 13:08

Reporting Basis: WET Date Received: 07/08/2014 09:20

CAS No.	Analyte	Result	RL	MDL	Units	C	Q	DIL	Method
7440-36-0	Antimony	0.39	2.0	0.11	ug/L	J	B	1	6020
7440-38-2	Arsenic	1.2	5.0	0.063	ug/L	J	B	1	6020
7440-39-3	Barium	13	5.0	0.32	ug/L			1	6020
7440-41-7	Beryllium	1.0	1.0	0.031	ug/L	U		1	6020
7440-43-9	Cadmium	0.15	1.0	0.026	ug/L	J		1	6020
7440-47-3	Chromium	0.31	2.0	0.13	ug/L	J	B	1	6020
7440-48-4	Cobalt	0.17	1.0	0.020	ug/L	J		1	6020
7440-50-8	Copper	6.2	2.0	0.24	ug/L			1	6020
7439-92-1	Lead	1.0	1.0	0.14	ug/L	U		1	6020
7439-98-7	Molybdenum	1.4	10	0.81	ug/L	J		1	6020
7440-02-0	Nickel	1.2	2.0	0.088	ug/L	J	B	1	6020
7782-49-2	Selenium	5.0	5.0	0.34	ug/L	U		1	6020
7440-22-4	Silver	1.0	1.0	0.0083	ug/L	U		1	6020
7440-28-0	Thallium	2.0	2.0	0.40	ug/L	U		1	6020
7440-62-2	Vanadium	0.88	5.0	0.15	ug/L	J		1	6020
7440-66-6	Zinc	20	20	2.1	ug/L	U		1	6020
7440-33-7	Tungsten	0.039	10	0.017	ug/L	J		1	6020
7439-97-6	Mercury	0.20	0.20	0.12	ug/L	U		1	7470A

1A-IN
INORGANIC ANALYSIS DATA SHEET
METALS - DISSOLVED

Client Sample ID: MSA-SW41C-070714 Lab Sample ID: 240-39266-19

Lab Name: TestAmerica Canton Job No.: 240-39266-1

SDG ID.:

Matrix: Water Date Sampled: 07/07/2014 13:12

Reporting Basis: WET Date Received: 07/08/2014 09:20

CAS No.	Analyte	Result	RL	MDL	Units	C	Q	DIL	Method
7440-36-0	Antimony	0.38	2.0	0.11	ug/L	J	B	1	6020
7440-38-2	Arsenic	1.2	5.0	0.063	ug/L	J	B	1	6020
7440-39-3	Barium	13	5.0	0.32	ug/L			1	6020
7440-41-7	Beryllium	1.0	1.0	0.031	ug/L	U		1	6020
7440-43-9	Cadmium	0.15	1.0	0.026	ug/L	J		1	6020
7440-47-3	Chromium	0.33	2.0	0.13	ug/L	J	B	1	6020
7440-48-4	Cobalt	0.12	1.0	0.020	ug/L	J		1	6020
7440-50-8	Copper	6.6	2.0	0.24	ug/L			1	6020
7439-92-1	Lead	1.0	1.0	0.14	ug/L	U		1	6020
7439-98-7	Molybdenum	1.4	10	0.81	ug/L	J		1	6020
7440-02-0	Nickel	1.3	2.0	0.088	ug/L	J	B	1	6020
7782-49-2	Selenium	5.0	5.0	0.34	ug/L	U		1	6020
7440-22-4	Silver	1.0	1.0	0.0083	ug/L	U		1	6020
7440-28-0	Thallium	2.0	2.0	0.40	ug/L	U		1	6020
7440-62-2	Vanadium	0.79	5.0	0.15	ug/L	J		1	6020
7440-66-6	Zinc	4.2	20	2.1	ug/L	J		1	6020
7440-33-7	Tungsten	0.10	10	0.017	ug/L	J		1	6020
7439-97-6	Mercury	0.20	0.20	0.12	ug/L	U		1	7470A

1A-IN
INORGANIC ANALYSIS DATA SHEET
METALS - DISSOLVED

Client Sample ID: MSA-SW41D-070714 Lab Sample ID: 240-39266-20

Lab Name: TestAmerica Canton Job No.: 240-39266-1

SDG ID.:

Matrix: Water Date Sampled: 07/07/2014 13:16

Reporting Basis: WET Date Received: 07/08/2014 09:20

CAS No.	Analyte	Result	RL	MDL	Units	C	Q	DIL	Method
7440-36-0	Antimony	0.36	2.0	0.11	ug/L	J	B	1	6020
7440-38-2	Arsenic	1.2	5.0	0.063	ug/L	J	B	1	6020
7440-39-3	Barium	13	5.0	0.32	ug/L			1	6020
7440-41-7	Beryllium	1.0	1.0	0.031	ug/L	U		1	6020
7440-43-9	Cadmium	0.14	1.0	0.026	ug/L	J		1	6020
7440-47-3	Chromium	0.30	2.0	0.13	ug/L	J	B	1	6020
7440-48-4	Cobalt	0.052	1.0	0.020	ug/L	J		1	6020
7440-50-8	Copper	6.2	2.0	0.24	ug/L			1	6020
7439-92-1	Lead	1.0	1.0	0.14	ug/L	U		1	6020
7439-98-7	Molybdenum	1.5	10	0.81	ug/L	J		1	6020
7440-02-0	Nickel	1.1	2.0	0.088	ug/L	J	B	1	6020
7782-49-2	Selenium	5.0	5.0	0.34	ug/L	U		1	6020
7440-22-4	Silver	1.0	1.0	0.0083	ug/L	U		1	6020
7440-28-0	Thallium	2.0	2.0	0.40	ug/L	U		1	6020
7440-62-2	Vanadium	0.94	5.0	0.15	ug/L	J		1	6020
7440-66-6	Zinc	20	20	2.1	ug/L	U		1	6020
7440-33-7	Tungsten	0.071	10	0.017	ug/L	J		1	6020
7439-97-6	Mercury	0.20	0.20	0.12	ug/L	U		1	7470A

1A-IN
INORGANIC ANALYSIS DATA SHEET
METALS - DISSOLVED

Client Sample ID: MSA-SW42A-070714 Lab Sample ID: 240-39266-21

Lab Name: TestAmerica Canton Job No.: 240-39266-1

SDG ID.:

Matrix: Water Date Sampled: 07/07/2014 10:15

Reporting Basis: WET Date Received: 07/08/2014 09:20

CAS No.	Analyte	Result	RL	MDL	Units	C	Q	DIL	Method
7440-36-0	Antimony	0.47	2.0	0.11	ug/L	J	B	1	6020
7440-38-2	Arsenic	1.2	5.0	0.063	ug/L	J	B	1	6020
7440-39-3	Barium	12	5.0	0.32	ug/L			1	6020
7440-41-7	Beryllium	0.074	1.0	0.031	ug/L	J		1	6020
7440-43-9	Cadmium	0.20	1.0	0.026	ug/L	J		1	6020
7440-47-3	Chromium	0.33	2.0	0.13	ug/L	J		1	6020
7440-48-4	Cobalt	0.11	1.0	0.020	ug/L	J		1	6020
7440-50-8	Copper	5.9	2.0	0.24	ug/L			1	6020
7439-92-1	Lead	1.0	1.0	0.14	ug/L	U		1	6020
7439-98-7	Molybdenum	1.5	10	0.81	ug/L	J		1	6020
7440-02-0	Nickel	1.3	2.0	0.088	ug/L	J	B	1	6020
7782-49-2	Selenium	5.0	5.0	0.34	ug/L	U		1	6020
7440-22-4	Silver	1.0	1.0	0.0083	ug/L	U		1	6020
7440-28-0	Thallium	2.0	2.0	0.40	ug/L	U		1	6020
7440-62-2	Vanadium	1.2	5.0	0.15	ug/L	J		1	6020
7440-66-6	Zinc	2.3	20	2.1	ug/L	J		1	6020
7440-33-7	Tungsten	0.14	10	0.017	ug/L	J	B	1	6020
7439-97-6	Mercury	0.20	0.20	0.12	ug/L	U		1	7470A

1A-IN
INORGANIC ANALYSIS DATA SHEET
METALS - DISSOLVED

Client Sample ID: MSA-SW42B-070714 Lab Sample ID: 240-39266-22

Lab Name: TestAmerica Canton Job No.: 240-39266-1

SDG ID.:

Matrix: Water Date Sampled: 07/07/2014 10:22

Reporting Basis: WET Date Received: 07/08/2014 09:20

CAS No.	Analyte	Result	RL	MDL	Units	C	Q	DIL	Method
7440-36-0	Antimony	0.57	2.0	0.11	ug/L	J	B	1	6020
7440-38-2	Arsenic	1.5	5.0	0.063	ug/L	J	B	1	6020
7440-39-3	Barium	13	5.0	0.32	ug/L			1	6020
7440-41-7	Beryllium	1.3	1.0	0.031	ug/L			1	6020
7440-43-9	Cadmium	0.41	1.0	0.026	ug/L	J		1	6020
7440-47-3	Chromium	0.57	2.0	0.13	ug/L	J		1	6020
7440-48-4	Cobalt	0.32	1.0	0.020	ug/L	J		1	6020
7440-50-8	Copper	6.1	2.0	0.24	ug/L			1	6020
7439-92-1	Lead	0.31	1.0	0.14	ug/L	J		1	6020
7439-98-7	Molybdenum	1.7	10	0.81	ug/L	J		1	6020
7440-02-0	Nickel	1.5	2.0	0.088	ug/L	J	B	1	6020
7782-49-2	Selenium	0.49	5.0	0.34	ug/L	J		1	6020
7440-22-4	Silver	0.027	1.0	0.0083	ug/L	J		1	6020
7440-28-0	Thallium	0.93	2.0	0.40	ug/L	J		1	6020
7440-62-2	Vanadium	1.4	5.0	0.15	ug/L	J		1	6020
7440-66-6	Zinc	2.5	20	2.1	ug/L	J		1	6020
7440-33-7	Tungsten	0.38	10	0.017	ug/L	J	B	1	6020
7439-97-6	Mercury	0.20	0.20	0.12	ug/L	U		1	7470A

1A-IN
INORGANIC ANALYSIS DATA SHEET
METALS - DISSOLVED

Client Sample ID: MSA-SW42C-070714 Lab Sample ID: 240-39266-23

Lab Name: TestAmerica Canton Job No.: 240-39266-1

SDG ID.:

Matrix: Water Date Sampled: 07/07/2014 10:25

Reporting Basis: WET Date Received: 07/08/2014 09:20

CAS No.	Analyte	Result	RL	MDL	Units	C	Q	DIL	Method
7440-36-0	Antimony	0.45	2.0	0.11	ug/L	J	B	1	6020
7440-38-2	Arsenic	1.1	5.0	0.063	ug/L	J	B	1	6020
7440-39-3	Barium	13	5.0	0.32	ug/L			1	6020
7440-41-7	Beryllium	0.15	1.0	0.031	ug/L	J		1	6020
7440-43-9	Cadmium	0.16	1.0	0.026	ug/L	J		1	6020
7440-47-3	Chromium	0.33	2.0	0.13	ug/L	J		1	6020
7440-48-4	Cobalt	0.062	1.0	0.020	ug/L	J		1	6020
7440-50-8	Copper	6.1	2.0	0.24	ug/L			1	6020
7439-92-1	Lead	1.0	1.0	0.14	ug/L	U		1	6020
7439-98-7	Molybdenum	1.5	10	0.81	ug/L	J		1	6020
7440-02-0	Nickel	1.0	2.0	0.088	ug/L	J	B	1	6020
7782-49-2	Selenium	0.37	5.0	0.34	ug/L	J		1	6020
7440-22-4	Silver	1.0	1.0	0.0083	ug/L	U		1	6020
7440-28-0	Thallium	2.0	2.0	0.40	ug/L	U		1	6020
7440-62-2	Vanadium	1.0	5.0	0.15	ug/L	J		1	6020
7440-66-6	Zinc	2.1	20	2.1	ug/L	J		1	6020
7440-33-7	Tungsten	0.16	10	0.017	ug/L	J	B	1	6020
7439-97-6	Mercury	0.20	0.20	0.12	ug/L	U		1	7470A

1A-IN
INORGANIC ANALYSIS DATA SHEET
METALS - DISSOLVED

Client Sample ID: MSA-SW42D-070714 Lab Sample ID: 240-39266-24

Lab Name: TestAmerica Canton Job No.: 240-39266-1

SDG ID.:

Matrix: Water Date Sampled: 07/07/2014 10:29

Reporting Basis: WET Date Received: 07/08/2014 09:20

CAS No.	Analyte	Result	RL	MDL	Units	C	Q	DIL	Method
7440-36-0	Antimony	0.56	2.0	0.11	ug/L	J	B	1	6020
7440-38-2	Arsenic	1.1	5.0	0.063	ug/L	J	B	1	6020
7440-39-3	Barium	12	5.0	0.32	ug/L			1	6020
7440-41-7	Beryllium	0.15	1.0	0.031	ug/L	J		1	6020
7440-43-9	Cadmium	0.14	1.0	0.026	ug/L	J		1	6020
7440-47-3	Chromium	0.40	2.0	0.13	ug/L	J		1	6020
7440-48-4	Cobalt	0.064	1.0	0.020	ug/L	J		1	6020
7440-50-8	Copper	6.4	2.0	0.24	ug/L			1	6020
7439-92-1	Lead	1.0	1.0	0.14	ug/L	U		1	6020
7439-98-7	Molybdenum	1.5	10	0.81	ug/L	J		1	6020
7440-02-0	Nickel	1.7	2.0	0.088	ug/L	J	B	1	6020
7782-49-2	Selenium	5.0	5.0	0.34	ug/L	U		1	6020
7440-22-4	Silver	1.0	1.0	0.0083	ug/L	U		1	6020
7440-28-0	Thallium	2.0	2.0	0.40	ug/L	U		1	6020
7440-62-2	Vanadium	1.2	5.0	0.15	ug/L	J		1	6020
7440-66-6	Zinc	20	20	2.1	ug/L	U		1	6020
7440-33-7	Tungsten	0.11	10	0.017	ug/L	J	B	1	6020
7439-97-6	Mercury	0.20	0.20	0.12	ug/L	U		1	7470A

1A-IN
INORGANIC ANALYSIS DATA SHEET
METALS - DISSOLVED

Client Sample ID: MSA-SW43A-070714 Lab Sample ID: 240-39266-25

Lab Name: TestAmerica Canton Job No.: 240-39266-1

SDG ID.:

Matrix: Water Date Sampled: 07/07/2014 13:22

Reporting Basis: WET Date Received: 07/08/2014 09:20

CAS No.	Analyte	Result	RL	MDL	Units	C	Q	DIL	Method
7440-36-0	Antimony	0.44	2.0	0.11	ug/L	J	B	1	6020
7440-38-2	Arsenic	1.0	5.0	0.063	ug/L	J	B	1	6020
7440-39-3	Barium	13	5.0	0.32	ug/L			1	6020
7440-41-7	Beryllium	0.15	1.0	0.031	ug/L	J		1	6020
7440-43-9	Cadmium	0.18	1.0	0.026	ug/L	J		1	6020
7440-47-3	Chromium	0.29	2.0	0.13	ug/L	J		1	6020
7440-48-4	Cobalt	0.55	1.0	0.020	ug/L	J		1	6020
7440-50-8	Copper	5.7	2.0	0.24	ug/L			1	6020
7439-92-1	Lead	0.17	1.0	0.14	ug/L	J		1	6020
7439-98-7	Molybdenum	1.4	10	0.81	ug/L	J		1	6020
7440-02-0	Nickel	2.0	2.0	0.088	ug/L		B	1	6020
7782-49-2	Selenium	5.0	5.0	0.34	ug/L	U		1	6020
7440-22-4	Silver	1.0	1.0	0.0083	ug/L	U		1	6020
7440-28-0	Thallium	2.0	2.0	0.40	ug/L	U		1	6020
7440-62-2	Vanadium	0.69	5.0	0.15	ug/L	J		1	6020
7440-66-6	Zinc	5.5	20	2.1	ug/L	J		1	6020
7440-33-7	Tungsten	0.080	10	0.017	ug/L	J	B	1	6020
7439-97-6	Mercury	0.20	0.20	0.12	ug/L	U		1	7470A

1A-IN
INORGANIC ANALYSIS DATA SHEET
METALS - DISSOLVED

Client Sample ID: MSA-SW43B-070714 Lab Sample ID: 240-39266-26

Lab Name: TestAmerica Canton Job No.: 240-39266-1

SDG ID.:

Matrix: Water Date Sampled: 07/07/2014 13:29

Reporting Basis: WET Date Received: 07/08/2014 09:20

CAS No.	Analyte	Result	RL	MDL	Units	C	Q	DIL	Method
7440-36-0	Antimony	0.45	2.0	0.11	ug/L	J	B	1	6020
7440-38-2	Arsenic	1.2	5.0	0.063	ug/L	J	B	1	6020
7440-39-3	Barium	13	5.0	0.32	ug/L			1	6020
7440-41-7	Beryllium	0.10	1.0	0.031	ug/L	J		1	6020
7440-43-9	Cadmium	0.14	1.0	0.026	ug/L	J		1	6020
7440-47-3	Chromium	0.60	2.0	0.13	ug/L	J		1	6020
7440-48-4	Cobalt	0.15	1.0	0.020	ug/L	J		1	6020
7440-50-8	Copper	6.2	2.0	0.24	ug/L			1	6020
7439-92-1	Lead	1.0	1.0	0.14	ug/L	U		1	6020
7439-98-7	Molybdenum	1.5	10	0.81	ug/L	J		1	6020
7440-02-0	Nickel	1.2	2.0	0.088	ug/L	J	B	1	6020
7782-49-2	Selenium	5.0	5.0	0.34	ug/L	U		1	6020
7440-22-4	Silver	1.0	1.0	0.0083	ug/L	U		1	6020
7440-28-0	Thallium	2.0	2.0	0.40	ug/L	U		1	6020
7440-62-2	Vanadium	0.94	5.0	0.15	ug/L	J		1	6020
7440-66-6	Zinc	2.5	20	2.1	ug/L	J		1	6020
7440-33-7	Tungsten	0.074	10	0.017	ug/L	J	B	1	6020
7439-97-6	Mercury	0.20	0.20	0.12	ug/L	U		1	7470A

1A-IN
INORGANIC ANALYSIS DATA SHEET
METALS - DISSOLVED

Client Sample ID: MSA-SW43C-070714 Lab Sample ID: 240-39266-27

Lab Name: TestAmerica Canton Job No.: 240-39266-1

SDG ID.:

Matrix: Water Date Sampled: 07/07/2014 13:34

Reporting Basis: WET Date Received: 07/08/2014 09:20

CAS No.	Analyte	Result	RL	MDL	Units	C	Q	DIL	Method
7440-36-0	Antimony	0.44	2.0	0.11	ug/L	J	B	1	6020
7440-38-2	Arsenic	1.2	5.0	0.063	ug/L	J	B	1	6020
7440-39-3	Barium	13	5.0	0.32	ug/L			1	6020
7440-41-7	Beryllium	0.090	1.0	0.031	ug/L	J		1	6020
7440-43-9	Cadmium	0.15	1.0	0.026	ug/L	J		1	6020
7440-47-3	Chromium	0.33	2.0	0.13	ug/L	J		1	6020
7440-48-4	Cobalt	0.084	1.0	0.020	ug/L	J		1	6020
7440-50-8	Copper	6.5	2.0	0.24	ug/L			1	6020
7439-92-1	Lead	1.0	1.0	0.14	ug/L	U		1	6020
7439-98-7	Molybdenum	1.4	10	0.81	ug/L	J		1	6020
7440-02-0	Nickel	1.2	2.0	0.088	ug/L	J	B	1	6020
7782-49-2	Selenium	0.40	5.0	0.34	ug/L	J		1	6020
7440-22-4	Silver	1.0	1.0	0.0083	ug/L	U		1	6020
7440-28-0	Thallium	2.0	2.0	0.40	ug/L	U		1	6020
7440-62-2	Vanadium	1.0	5.0	0.15	ug/L	J		1	6020
7440-66-6	Zinc	20	20	2.1	ug/L	U		1	6020
7440-33-7	Tungsten	0.063	10	0.017	ug/L	J	B	1	6020
7439-97-6	Mercury	0.20	0.20	0.12	ug/L	U		1	7470A

1A-IN
INORGANIC ANALYSIS DATA SHEET
METALS - DISSOLVED

Client Sample ID: MSA-SW43D-070714 Lab Sample ID: 240-39266-28

Lab Name: TestAmerica Canton Job No.: 240-39266-1

SDG ID.:

Matrix: Water Date Sampled: 07/07/2014 13:37

Reporting Basis: WET Date Received: 07/08/2014 09:20

CAS No.	Analyte	Result	RL	MDL	Units	C	Q	DIL	Method
7440-36-0	Antimony	0.47	2.0	0.11	ug/L	J	B	1	6020
7440-38-2	Arsenic	1.2	5.0	0.063	ug/L	J	B	1	6020
7440-39-3	Barium	13	5.0	0.32	ug/L			1	6020
7440-41-7	Beryllium	0.084	1.0	0.031	ug/L	J		1	6020
7440-43-9	Cadmium	0.11	1.0	0.026	ug/L	J		1	6020
7440-47-3	Chromium	0.35	2.0	0.13	ug/L	J		1	6020
7440-48-4	Cobalt	0.061	1.0	0.020	ug/L	J		1	6020
7440-50-8	Copper	6.7	2.0	0.24	ug/L			1	6020
7439-92-1	Lead	1.0	1.0	0.14	ug/L	U		1	6020
7439-98-7	Molybdenum	1.4	10	0.81	ug/L	J		1	6020
7440-02-0	Nickel	1.1	2.0	0.088	ug/L	J	B	1	6020
7782-49-2	Selenium	0.36	5.0	0.34	ug/L	J		1	6020
7440-22-4	Silver	1.0	1.0	0.0083	ug/L	U		1	6020
7440-28-0	Thallium	2.0	2.0	0.40	ug/L	U		1	6020
7440-62-2	Vanadium	0.97	5.0	0.15	ug/L	J		1	6020
7440-66-6	Zinc	20	20	2.1	ug/L	U		1	6020
7440-33-7	Tungsten	0.070	10	0.017	ug/L	J	B	1	6020
7439-97-6	Mercury	0.20	0.20	0.12	ug/L	U		1	7470A

1A-IN
INORGANIC ANALYSIS DATA SHEET
METALS - DISSOLVED

Client Sample ID: MSA-SW44A-070714 Lab Sample ID: 240-39266-29

Lab Name: TestAmerica Canton Job No.: 240-39266-1

SDG ID.:

Matrix: Water Date Sampled: 07/07/2014 13:43

Reporting Basis: WET Date Received: 07/08/2014 09:20

CAS No.	Analyte	Result	RL	MDL	Units	C	Q	DIL	Method
7440-36-0	Antimony	0.38	2.0	0.11	ug/L	J	B	1	6020
7440-38-2	Arsenic	1.1	5.0	0.063	ug/L	J	B	1	6020
7440-39-3	Barium	12	5.0	0.32	ug/L			1	6020
7440-41-7	Beryllium	0.082	1.0	0.031	ug/L	J		1	6020
7440-43-9	Cadmium	0.14	1.0	0.026	ug/L	J		1	6020
7440-47-3	Chromium	0.33	2.0	0.13	ug/L	J		1	6020
7440-48-4	Cobalt	0.23	1.0	0.020	ug/L	J		1	6020
7440-50-8	Copper	6.2	2.0	0.24	ug/L			1	6020
7439-92-1	Lead	1.0	1.0	0.14	ug/L	U		1	6020
7439-98-7	Molybdenum	1.5	10	0.81	ug/L	J		1	6020
7440-02-0	Nickel	1.5	2.0	0.088	ug/L	J	B	1	6020
7782-49-2	Selenium	5.0	5.0	0.34	ug/L	U		1	6020
7440-22-4	Silver	1.0	1.0	0.0083	ug/L	U		1	6020
7440-28-0	Thallium	2.0	2.0	0.40	ug/L	U		1	6020
7440-62-2	Vanadium	0.89	5.0	0.15	ug/L	J		1	6020
7440-66-6	Zinc	20	20	2.1	ug/L	U		1	6020
7440-33-7	Tungsten	0.067	10	0.017	ug/L	J	B	1	6020
7439-97-6	Mercury	0.20	0.20	0.12	ug/L	U		1	7470A

1A-IN
INORGANIC ANALYSIS DATA SHEET
METALS - DISSOLVED

Client Sample ID: MSA-SW44B-070714 Lab Sample ID: 240-39266-30

Lab Name: TestAmerica Canton Job No.: 240-39266-1

SDG ID.:

Matrix: Water Date Sampled: 07/07/2014 13:48

Reporting Basis: WET Date Received: 07/08/2014 09:20

CAS No.	Analyte	Result	RL	MDL	Units	C	Q	DIL	Method
7440-36-0	Antimony	0.40	2.0	0.11	ug/L	J	B	1	6020
7440-38-2	Arsenic	1.2	5.0	0.063	ug/L	J	B	1	6020
7440-39-3	Barium	13	5.0	0.32	ug/L			1	6020
7440-41-7	Beryllium	0.059	1.0	0.031	ug/L	J		1	6020
7440-43-9	Cadmium	0.16	1.0	0.026	ug/L	J		1	6020
7440-47-3	Chromium	0.30	2.0	0.13	ug/L	J		1	6020
7440-48-4	Cobalt	0.070	1.0	0.020	ug/L	J		1	6020
7440-50-8	Copper	6.4	2.0	0.24	ug/L			1	6020
7439-92-1	Lead	1.0	1.0	0.14	ug/L	U		1	6020
7439-98-7	Molybdenum	1.4	10	0.81	ug/L	J		1	6020
7440-02-0	Nickel	1.2	2.0	0.088	ug/L	J	B	1	6020
7782-49-2	Selenium	0.36	5.0	0.34	ug/L	J		1	6020
7440-22-4	Silver	1.0	1.0	0.0083	ug/L	U		1	6020
7440-28-0	Thallium	2.0	2.0	0.40	ug/L	U		1	6020
7440-62-2	Vanadium	1.1	5.0	0.15	ug/L	J		1	6020
7440-66-6	Zinc	20	20	2.1	ug/L	U		1	6020
7440-33-7	Tungsten	0.055	10	0.017	ug/L	J	B	1	6020
7439-97-6	Mercury	0.20	0.20	0.12	ug/L	U		1	7470A

1A-IN
INORGANIC ANALYSIS DATA SHEET
METALS - DISSOLVED

Client Sample ID: MSA-SW44C-070714 Lab Sample ID: 240-39266-31

Lab Name: TestAmerica Canton Job No.: 240-39266-1

SDG ID.:

Matrix: Water Date Sampled: 07/07/2014 13:52

Reporting Basis: WET Date Received: 07/08/2014 09:20

CAS No.	Analyte	Result	RL	MDL	Units	C	Q	DIL	Method
7440-36-0	Antimony	0.48	2.0	0.11	ug/L	J	B	1	6020
7440-38-2	Arsenic	1.2	5.0	0.063	ug/L	J	B	1	6020
7440-39-3	Barium	13	5.0	0.32	ug/L			1	6020
7440-41-7	Beryllium	0.046	1.0	0.031	ug/L	J		1	6020
7440-43-9	Cadmium	0.14	1.0	0.026	ug/L	J		1	6020
7440-47-3	Chromium	0.31	2.0	0.13	ug/L	J		1	6020
7440-48-4	Cobalt	0.044	1.0	0.020	ug/L	J		1	6020
7440-50-8	Copper	6.5	2.0	0.24	ug/L			1	6020
7439-92-1	Lead	1.0	1.0	0.14	ug/L	U		1	6020
7439-98-7	Molybdenum	1.5	10	0.81	ug/L	J		1	6020
7440-02-0	Nickel	1.1	2.0	0.088	ug/L	J	B	1	6020
7782-49-2	Selenium	5.0	5.0	0.34	ug/L	U		1	6020
7440-22-4	Silver	1.0	1.0	0.0083	ug/L	U		1	6020
7440-28-0	Thallium	2.0	2.0	0.40	ug/L	U		1	6020
7440-62-2	Vanadium	0.86	5.0	0.15	ug/L	J		1	6020
7440-66-6	Zinc	20	20	2.1	ug/L	U		1	6020
7440-33-7	Tungsten	0.048	10	0.017	ug/L	J	B	1	6020
7439-97-6	Mercury	0.20	0.20	0.12	ug/L	U		1	7470A

1A-IN
INORGANIC ANALYSIS DATA SHEET
METALS - DISSOLVED

Client Sample ID: MSA-SW44D-070714 Lab Sample ID: 240-39266-32

Lab Name: TestAmerica Canton Job No.: 240-39266-1

SDG ID.:

Matrix: Water Date Sampled: 07/07/2014 13:56

Reporting Basis: WET Date Received: 07/08/2014 09:20

CAS No.	Analyte	Result	RL	MDL	Units	C	Q	DIL	Method
7440-36-0	Antimony	0.41	2.0	0.11	ug/L	J	B	1	6020
7440-38-2	Arsenic	1.2	5.0	0.063	ug/L	J	B	1	6020
7440-39-3	Barium	12	5.0	0.32	ug/L			1	6020
7440-41-7	Beryllium	0.055	1.0	0.031	ug/L	J		1	6020
7440-43-9	Cadmium	0.11	1.0	0.026	ug/L	J		1	6020
7440-47-3	Chromium	0.33	2.0	0.13	ug/L	J		1	6020
7440-48-4	Cobalt	0.054	1.0	0.020	ug/L	J		1	6020
7440-50-8	Copper	6.3	2.0	0.24	ug/L			1	6020
7439-92-1	Lead	1.0	1.0	0.14	ug/L	U		1	6020
7439-98-7	Molybdenum	1.5	10	0.81	ug/L	J		1	6020
7440-02-0	Nickel	2.6	2.0	0.088	ug/L		B	1	6020
7782-49-2	Selenium	5.0	5.0	0.34	ug/L	U		1	6020
7440-22-4	Silver	1.0	1.0	0.0083	ug/L	U		1	6020
7440-28-0	Thallium	2.0	2.0	0.40	ug/L	U		1	6020
7440-62-2	Vanadium	0.91	5.0	0.15	ug/L	J		1	6020
7440-66-6	Zinc	2.9	20	2.1	ug/L	J		1	6020
7440-33-7	Tungsten	0.043	10	0.017	ug/L	J	B	1	6020
7439-97-6	Mercury	0.20	0.20	0.12	ug/L	U		1	7470A

1A-IN
INORGANIC ANALYSIS DATA SHEET
METALS - DISSOLVED

Client Sample ID: MSA-SW45A-070714 Lab Sample ID: 240-39266-33

Lab Name: TestAmerica Canton Job No.: 240-39266-1

SDG ID.:

Matrix: Water Date Sampled: 07/07/2014 09:08

Reporting Basis: WET Date Received: 07/08/2014 09:20

CAS No.	Analyte	Result	RL	MDL	Units	C	Q	DIL	Method
7440-36-0	Antimony	0.38	2.0	0.11	ug/L	J	B	1	6020
7440-38-2	Arsenic	1.3	5.0	0.063	ug/L	J	B	1	6020
7440-39-3	Barium	13	5.0	0.32	ug/L			1	6020
7440-41-7	Beryllium	0.031	1.0	0.031	ug/L	J		1	6020
7440-43-9	Cadmium	0.12	1.0	0.026	ug/L	J		1	6020
7440-47-3	Chromium	0.29	2.0	0.13	ug/L	J		1	6020
7440-48-4	Cobalt	0.15	1.0	0.020	ug/L	J		1	6020
7440-50-8	Copper	5.1	2.0	0.24	ug/L			1	6020
7439-92-1	Lead	1.0	1.0	0.14	ug/L	U		1	6020
7439-98-7	Molybdenum	1.4	10	0.81	ug/L	J		1	6020
7440-02-0	Nickel	1.1	2.0	0.088	ug/L	J	B	1	6020
7782-49-2	Selenium	5.0	5.0	0.34	ug/L	U		1	6020
7440-22-4	Silver	1.0	1.0	0.0083	ug/L	U		1	6020
7440-28-0	Thallium	2.0	2.0	0.40	ug/L	U		1	6020
7440-62-2	Vanadium	0.95	5.0	0.15	ug/L	J		1	6020
7440-66-6	Zinc	20	20	2.1	ug/L	U		1	6020
7440-33-7	Tungsten	0.10	10	0.017	ug/L	J	B	1	6020
7439-97-6	Mercury	0.20	0.20	0.12	ug/L	U		1	7470A

1A-IN
INORGANIC ANALYSIS DATA SHEET
METALS - DISSOLVED

Client Sample ID: MSA-SW45B-070714 Lab Sample ID: 240-39266-34

Lab Name: TestAmerica Canton Job No.: 240-39266-1

SDG ID.:

Matrix: Water Date Sampled: 07/07/2014 09:14

Reporting Basis: WET Date Received: 07/08/2014 09:20

CAS No.	Analyte	Result	RL	MDL	Units	C	Q	DIL	Method
7440-36-0	Antimony	0.44	2.0	0.11	ug/L	J	B	1	6020
7440-38-2	Arsenic	1.1	5.0	0.063	ug/L	J	B	1	6020
7440-39-3	Barium	13	5.0	0.32	ug/L			1	6020
7440-41-7	Beryllium	1.0	1.0	0.031	ug/L	U		1	6020
7440-43-9	Cadmium	0.096	1.0	0.026	ug/L	J		1	6020
7440-47-3	Chromium	0.31	2.0	0.13	ug/L	J		1	6020
7440-48-4	Cobalt	0.049	1.0	0.020	ug/L	J		1	6020
7440-50-8	Copper	5.8	2.0	0.24	ug/L			1	6020
7439-92-1	Lead	1.0	1.0	0.14	ug/L	U		1	6020
7439-98-7	Molybdenum	1.4	10	0.81	ug/L	J		1	6020
7440-02-0	Nickel	1.1	2.0	0.088	ug/L	J	B	1	6020
7782-49-2	Selenium	5.0	5.0	0.34	ug/L	U		1	6020
7440-22-4	Silver	1.0	1.0	0.0083	ug/L	U		1	6020
7440-28-0	Thallium	2.0	2.0	0.40	ug/L	U		1	6020
7440-62-2	Vanadium	0.85	5.0	0.15	ug/L	J		1	6020
7440-66-6	Zinc	20	20	2.1	ug/L	U		1	6020
7440-33-7	Tungsten	0.070	10	0.017	ug/L	J	B	1	6020
7439-97-6	Mercury	0.20	0.20	0.12	ug/L	U		1	7470A

1A-IN
INORGANIC ANALYSIS DATA SHEET
METALS - DISSOLVED

Client Sample ID: MSA-SW45C-070714 Lab Sample ID: 240-39266-35

Lab Name: TestAmerica Canton Job No.: 240-39266-1

SDG ID.:

Matrix: Water Date Sampled: 07/07/2014 09:18

Reporting Basis: WET Date Received: 07/08/2014 09:20

CAS No.	Analyte	Result	RL	MDL	Units	C	Q	DIL	Method
7440-36-0	Antimony	0.42	2.0	0.11	ug/L	J	B	1	6020
7440-38-2	Arsenic	1.2	5.0	0.063	ug/L	J	B	1	6020
7440-39-3	Barium	13	5.0	0.32	ug/L			1	6020
7440-41-7	Beryllium	0.035	1.0	0.031	ug/L	J		1	6020
7440-43-9	Cadmium	0.11	1.0	0.026	ug/L	J		1	6020
7440-47-3	Chromium	0.29	2.0	0.13	ug/L	J		1	6020
7440-48-4	Cobalt	0.030	1.0	0.020	ug/L	J		1	6020
7440-50-8	Copper	5.9	2.0	0.24	ug/L			1	6020
7439-92-1	Lead	1.0	1.0	0.14	ug/L	U		1	6020
7439-98-7	Molybdenum	1.4	10	0.81	ug/L	J		1	6020
7440-02-0	Nickel	1.1	2.0	0.088	ug/L	J	B	1	6020
7782-49-2	Selenium	0.41	5.0	0.34	ug/L	J		1	6020
7440-22-4	Silver	1.0	1.0	0.0083	ug/L	U		1	6020
7440-28-0	Thallium	2.0	2.0	0.40	ug/L	U		1	6020
7440-62-2	Vanadium	0.78	5.0	0.15	ug/L	J		1	6020
7440-66-6	Zinc	20	20	2.1	ug/L	U		1	6020
7440-33-7	Tungsten	0.051	10	0.017	ug/L	J	B	1	6020
7439-97-6	Mercury	0.20	0.20	0.12	ug/L	U		1	7470A

1A-IN
INORGANIC ANALYSIS DATA SHEET
METALS - DISSOLVED

Client Sample ID: MSA-SW45D-070714 Lab Sample ID: 240-39266-36

Lab Name: TestAmerica Canton Job No.: 240-39266-1

SDG ID.:

Matrix: Water Date Sampled: 07/07/2014 09:24

Reporting Basis: WET Date Received: 07/08/2014 09:20

CAS No.	Analyte	Result	RL	MDL	Units	C	Q	DIL	Method
7440-36-0	Antimony	0.35	2.0	0.11	ug/L	J	B	1	6020
7440-38-2	Arsenic	1.2	5.0	0.063	ug/L	J	B	1	6020
7440-39-3	Barium	13	5.0	0.32	ug/L			1	6020
7440-41-7	Beryllium	1.0	1.0	0.031	ug/L	U		1	6020
7440-43-9	Cadmium	0.093	1.0	0.026	ug/L	J		1	6020
7440-47-3	Chromium	0.36	2.0	0.13	ug/L	J		1	6020
7440-48-4	Cobalt	0.047	1.0	0.020	ug/L	J		1	6020
7440-50-8	Copper	6.0	2.0	0.24	ug/L			1	6020
7439-92-1	Lead	1.0	1.0	0.14	ug/L	U		1	6020
7439-98-7	Molybdenum	1.4	10	0.81	ug/L	J		1	6020
7440-02-0	Nickel	1.6	2.0	0.088	ug/L	J	B	1	6020
7782-49-2	Selenium	5.0	5.0	0.34	ug/L	U		1	6020
7440-22-4	Silver	1.0	1.0	0.0083	ug/L	U		1	6020
7440-28-0	Thallium	2.0	2.0	0.40	ug/L	U		1	6020
7440-62-2	Vanadium	0.88	5.0	0.15	ug/L	J		1	6020
7440-66-6	Zinc	20	20	2.1	ug/L	U		1	6020
7440-33-7	Tungsten	0.051	10	0.017	ug/L	J	B	1	6020
7439-97-6	Mercury	0.20	0.20	0.12	ug/L	U		1	7470A

1A-IN
INORGANIC ANALYSIS DATA SHEET
METALS - DISSOLVED

Client Sample ID: MSA-SW37A-070714 Lab Sample ID: 240-39266-1

Lab Name: TestAmerica Canton Job No.: 240-39266-1

SDG ID.:

Matrix: Water Date Sampled: 07/07/2014 09:50

Reporting Basis: WET Date Received: 07/08/2014 09:20

CAS No.	Analyte	Result	RL		Units	C	Q	DIL	Method
	Hardness as calcium carbonate	190	33		mg/L			1	SM 2340B
	Calcium hardness as calcium carbonate	60	12		mg/L			1	SM 2340B
	Magnesium hardness as calcium carbonate	130	21		mg/L			1	SM 2340B

1A-IN
INORGANIC ANALYSIS DATA SHEET
METALS - DISSOLVED

Client Sample ID: MSA-SW37B-070714 Lab Sample ID: 240-39266-2

Lab Name: TestAmerica Canton Job No.: 240-39266-1

SDG ID.:

Matrix: Water Date Sampled: 07/07/2014 09:57

Reporting Basis: WET Date Received: 07/08/2014 09:20

CAS No.	Analyte	Result	RL		Units	C	Q	DIL	Method
	Hardness as calcium carbonate	190	33		mg/L			1	SM 2340B
	Calcium hardness as calcium carbonate	61	12		mg/L			1	SM 2340B
	Magnesium hardness as calcium carbonate	130	21		mg/L			1	SM 2340B

1A-IN
INORGANIC ANALYSIS DATA SHEET
METALS - DISSOLVED

Client Sample ID: MSA-SW37C-070714 Lab Sample ID: 240-39266-3

Lab Name: TestAmerica Canton Job No.: 240-39266-1

SDG ID.:

Matrix: Water Date Sampled: 07/07/2014 10:02

Reporting Basis: WET Date Received: 07/08/2014 09:20

CAS No.	Analyte	Result	RL		Units	C	Q	DIL	Method
	Hardness as calcium carbonate	190	33		mg/L			1	SM 2340B
	Calcium hardness as calcium carbonate	59	12		mg/L			1	SM 2340B
	Magnesium hardness as calcium carbonate	130	21		mg/L			1	SM 2340B

1A-IN
INORGANIC ANALYSIS DATA SHEET
METALS - DISSOLVED

Client Sample ID: MSA-SW37D-070714 Lab Sample ID: 240-39266-4

Lab Name: TestAmerica Canton Job No.: 240-39266-1

SDG ID.:

Matrix: Water Date Sampled: 07/07/2014 10:07

Reporting Basis: WET Date Received: 07/08/2014 09:20

CAS No.	Analyte	Result	RL		Units	C	Q	DIL	Method
	Hardness as calcium carbonate	200	33		mg/L			1	SM 2340B
	Calcium hardness as calcium carbonate	62	12		mg/L			1	SM 2340B
	Magnesium hardness as calcium carbonate	130	21		mg/L			1	SM 2340B

1A-IN
INORGANIC ANALYSIS DATA SHEET
METALS - DISSOLVED

Client Sample ID: MSA-SW38A-070714 Lab Sample ID: 240-39266-5

Lab Name: TestAmerica Canton Job No.: 240-39266-1

SDG ID.:

Matrix: Water Date Sampled: 07/07/2014 12:43

Reporting Basis: WET Date Received: 07/08/2014 09:20

CAS No.	Analyte	Result	RL		Units	C	Q	DIL	Method
	Hardness as calcium carbonate	210	33		mg/L			1	SM 2340B
	Calcium hardness as calcium carbonate	68	12		mg/L			1	SM 2340B
	Magnesium hardness as calcium carbonate	140	21		mg/L			1	SM 2340B

1A-IN
INORGANIC ANALYSIS DATA SHEET
METALS - DISSOLVED

Client Sample ID: MSA-SW38B-070714 Lab Sample ID: 240-39266-6

Lab Name: TestAmerica Canton Job No.: 240-39266-1

SDG ID.:

Matrix: Water Date Sampled: 07/07/2014 12:49

Reporting Basis: WET Date Received: 07/08/2014 09:20

CAS No.	Analyte	Result	RL		Units	C	Q	DIL	Method
	Hardness as calcium carbonate	200	33		mg/L			1	SM 2340B
	Calcium hardness as calcium carbonate	62	12		mg/L			1	SM 2340B
	Magnesium hardness as calcium carbonate	140	21		mg/L			1	SM 2340B

1A-IN
INORGANIC ANALYSIS DATA SHEET
METALS - DISSOLVED

Client Sample ID: MSA-SW38C-070714 Lab Sample ID: 240-39266-7

Lab Name: TestAmerica Canton Job No.: 240-39266-1

SDG ID.:

Matrix: Water Date Sampled: 07/07/2014 12:52

Reporting Basis: WET Date Received: 07/08/2014 09:20

CAS No.	Analyte	Result	RL		Units	C	Q	DIL	Method
	Hardness as calcium carbonate	200	33		mg/L			1	SM 2340B
	Calcium hardness as calcium carbonate	62	12		mg/L			1	SM 2340B
	Magnesium hardness as calcium carbonate	140	21		mg/L			1	SM 2340B

1A-IN
INORGANIC ANALYSIS DATA SHEET
METALS - DISSOLVED

Client Sample ID: MSA-SW38D-070714 Lab Sample ID: 240-39266-8

Lab Name: TestAmerica Canton Job No.: 240-39266-1

SDG ID.:

Matrix: Water Date Sampled: 07/07/2014 12:57

Reporting Basis: WET Date Received: 07/08/2014 09:20

CAS No.	Analyte	Result	RL		Units	C	Q	DIL	Method
	Hardness as calcium carbonate	200	33		mg/L			1	SM 2340B
	Calcium hardness as calcium carbonate	62	12		mg/L			1	SM 2340B
	Magnesium hardness as calcium carbonate	140	21		mg/L			1	SM 2340B

1A-IN
INORGANIC ANALYSIS DATA SHEET
METALS - DISSOLVED

Client Sample ID: MSA-SW39A-070714 Lab Sample ID: 240-39266-9

Lab Name: TestAmerica Canton Job No.: 240-39266-1

SDG ID.:

Matrix: Water Date Sampled: 07/07/2014 08:45

Reporting Basis: WET Date Received: 07/08/2014 09:20

CAS No.	Analyte	Result	RL		Units	C	Q	DIL	Method
	Hardness as calcium carbonate	220	33		mg/L			1	SM 2340B
	Calcium hardness as calcium carbonate	65	12		mg/L			1	SM 2340B
	Magnesium hardness as calcium carbonate	150	21		mg/L			1	SM 2340B

1A-IN
INORGANIC ANALYSIS DATA SHEET
METALS - DISSOLVED

Client Sample ID: MSA-SW39B-070714 Lab Sample ID: 240-39266-10

Lab Name: TestAmerica Canton Job No.: 240-39266-1

SDG ID.:

Matrix: Water Date Sampled: 07/07/2014 08:51

Reporting Basis: WET Date Received: 07/08/2014 09:20

CAS No.	Analyte	Result	RL		Units	C	Q	DIL	Method
	Hardness as calcium carbonate	220	33		mg/L			1	SM 2340B
	Calcium hardness as calcium carbonate	66	12		mg/L			1	SM 2340B
	Magnesium hardness as calcium carbonate	150	21		mg/L			1	SM 2340B

1A-IN
INORGANIC ANALYSIS DATA SHEET
METALS - DISSOLVED

Client Sample ID: MSA-SW39C-070714 Lab Sample ID: 240-39266-11

Lab Name: TestAmerica Canton Job No.: 240-39266-1

SDG ID.:

Matrix: Water Date Sampled: 07/07/2014 08:55

Reporting Basis: WET Date Received: 07/08/2014 09:20

CAS No.	Analyte	Result	RL		Units	C	Q	DIL	Method
	Hardness as calcium carbonate	220	33		mg/L			1	SM 2340B
	Calcium hardness as calcium carbonate	66	12		mg/L			1	SM 2340B
	Magnesium hardness as calcium carbonate	160	21		mg/L			1	SM 2340B

1A-IN
INORGANIC ANALYSIS DATA SHEET
METALS - DISSOLVED

Client Sample ID: MSA-SW39D-070714 Lab Sample ID: 240-39266-12

Lab Name: TestAmerica Canton Job No.: 240-39266-1

SDG ID.:

Matrix: Water Date Sampled: 07/07/2014 08:59

Reporting Basis: WET Date Received: 07/08/2014 09:20

CAS No.	Analyte	Result	RL		Units	C	Q	DIL	Method
	Hardness as calcium carbonate	220	33		mg/L			1	SM 2340B
	Calcium hardness as calcium carbonate	65	12		mg/L			1	SM 2340B
	Magnesium hardness as calcium carbonate	150	21		mg/L			1	SM 2340B

1A-IN
INORGANIC ANALYSIS DATA SHEET
METALS - DISSOLVED

Client Sample ID: MSA-SW40A-070714 Lab Sample ID: 240-39266-13

Lab Name: TestAmerica Canton Job No.: 240-39266-1

SDG ID.:

Matrix: Water Date Sampled: 07/07/2014 10:40

Reporting Basis: WET Date Received: 07/08/2014 09:20

CAS No.	Analyte	Result	RL		Units	C	Q	DIL	Method
	Hardness as calcium carbonate	200	33		mg/L			1	SM 2340B
	Calcium hardness as calcium carbonate	60	12		mg/L			1	SM 2340B
	Magnesium hardness as calcium carbonate	140	21		mg/L			1	SM 2340B

1A-IN
INORGANIC ANALYSIS DATA SHEET
METALS - DISSOLVED

Client Sample ID: MSA-SW40B-070714 Lab Sample ID: 240-39266-14

Lab Name: TestAmerica Canton Job No.: 240-39266-1

SDG ID.:

Matrix: Water Date Sampled: 07/07/2014 12:27

Reporting Basis: WET Date Received: 07/08/2014 09:20

CAS No.	Analyte	Result	RL		Units	C	Q	DIL	Method
	Hardness as calcium carbonate	200	33		mg/L			1	SM 2340B
	Calcium hardness as calcium carbonate	60	12		mg/L			1	SM 2340B
	Magnesium hardness as calcium carbonate	140	21		mg/L			1	SM 2340B

1A-IN
INORGANIC ANALYSIS DATA SHEET
METALS - DISSOLVED

Client Sample ID: MSA-SW40C-070714 Lab Sample ID: 240-39266-15

Lab Name: TestAmerica Canton Job No.: 240-39266-1

SDG ID.:

Matrix: Water Date Sampled: 07/07/2014 12:32

Reporting Basis: WET Date Received: 07/08/2014 09:20

CAS No.	Analyte	Result	RL		Units	C	Q	DIL	Method
	Hardness as calcium carbonate	200	33		mg/L			1	SM 2340B
	Calcium hardness as calcium carbonate	61	12		mg/L			1	SM 2340B
	Magnesium hardness as calcium carbonate	140	21		mg/L			1	SM 2340B

1A-IN
INORGANIC ANALYSIS DATA SHEET
METALS - DISSOLVED

Client Sample ID: MSA-SW40D-070714 Lab Sample ID: 240-39266-16

Lab Name: TestAmerica Canton Job No.: 240-39266-1

SDG ID.:

Matrix: Water Date Sampled: 07/07/2014 12:36

Reporting Basis: WET Date Received: 07/08/2014 09:20

CAS No.	Analyte	Result	RL		Units	C	Q	DIL	Method
	Hardness as calcium carbonate	200	33		mg/L			1	SM 2340B
	Calcium hardness as calcium carbonate	60	12		mg/L			1	SM 2340B
	Magnesium hardness as calcium carbonate	140	21		mg/L			1	SM 2340B

1A-IN
INORGANIC ANALYSIS DATA SHEET
METALS - DISSOLVED

Client Sample ID: MSA-SW41A-070714 Lab Sample ID: 240-39266-17

Lab Name: TestAmerica Canton Job No.: 240-39266-1

SDG ID.:

Matrix: Water Date Sampled: 07/07/2014 13:03

Reporting Basis: WET Date Received: 07/08/2014 09:20

CAS No.	Analyte	Result	RL		Units	C	Q	DIL	Method
	Hardness as calcium carbonate	200	33		mg/L			1	SM 2340B
	Calcium hardness as calcium carbonate	61	12		mg/L			1	SM 2340B
	Magnesium hardness as calcium carbonate	140	21		mg/L			1	SM 2340B

1A-IN
INORGANIC ANALYSIS DATA SHEET
METALS - DISSOLVED

Client Sample ID: MSA-SW41B-070714 Lab Sample ID: 240-39266-18

Lab Name: TestAmerica Canton Job No.: 240-39266-1

SDG ID.:

Matrix: Water Date Sampled: 07/07/2014 13:08

Reporting Basis: WET Date Received: 07/08/2014 09:20

CAS No.	Analyte	Result	RL		Units	C	Q	DIL	Method
	Hardness as calcium carbonate	200	33		mg/L			1	SM 2340B
	Calcium hardness as calcium carbonate	61	12		mg/L			1	SM 2340B
	Magnesium hardness as calcium carbonate	140	21		mg/L			1	SM 2340B

1A-IN
INORGANIC ANALYSIS DATA SHEET
METALS - DISSOLVED

Client Sample ID: MSA-SW41C-070714 Lab Sample ID: 240-39266-19

Lab Name: TestAmerica Canton Job No.: 240-39266-1

SDG ID.:

Matrix: Water Date Sampled: 07/07/2014 13:12

Reporting Basis: WET Date Received: 07/08/2014 09:20

CAS No.	Analyte	Result	RL		Units	C	Q	DIL	Method
	Hardness as calcium carbonate	210	33		mg/L			1	SM 2340B
	Calcium hardness as calcium carbonate	63	12		mg/L			1	SM 2340B
	Magnesium hardness as calcium carbonate	140	21		mg/L			1	SM 2340B

1A-IN
INORGANIC ANALYSIS DATA SHEET
METALS - DISSOLVED

Client Sample ID: MSA-SW41D-070714 Lab Sample ID: 240-39266-20

Lab Name: TestAmerica Canton Job No.: 240-39266-1

SDG ID.:

Matrix: Water Date Sampled: 07/07/2014 13:16

Reporting Basis: WET Date Received: 07/08/2014 09:20

CAS No.	Analyte	Result	RL		Units	C	Q	DIL	Method
	Hardness as calcium carbonate	210	33		mg/L			1	SM 2340B
	Calcium hardness as calcium carbonate	62	12		mg/L			1	SM 2340B
	Magnesium hardness as calcium carbonate	140	21		mg/L			1	SM 2340B

1A-IN
INORGANIC ANALYSIS DATA SHEET
METALS - DISSOLVED

Client Sample ID: MSA-SW42A-070714 Lab Sample ID: 240-39266-21

Lab Name: TestAmerica Canton Job No.: 240-39266-1

SDG ID.:

Matrix: Water Date Sampled: 07/07/2014 10:15

Reporting Basis: WET Date Received: 07/08/2014 09:20

CAS No.	Analyte	Result	RL		Units	C	Q	DIL	Method
	Hardness as calcium carbonate	190	33		mg/L			1	SM 2340B
	Calcium hardness as calcium carbonate	61	12		mg/L			1	SM 2340B
	Magnesium hardness as calcium carbonate	130	21		mg/L			1	SM 2340B

1A-IN
INORGANIC ANALYSIS DATA SHEET
METALS - DISSOLVED

Client Sample ID: MSA-SW42B-070714 Lab Sample ID: 240-39266-22

Lab Name: TestAmerica Canton Job No.: 240-39266-1

SDG ID.:

Matrix: Water Date Sampled: 07/07/2014 10:22

Reporting Basis: WET Date Received: 07/08/2014 09:20

CAS No.	Analyte	Result	RL		Units	C	Q	DIL	Method
	Hardness as calcium carbonate	190	33		mg/L			1	SM 2340B
	Calcium hardness as calcium carbonate	61	12		mg/L			1	SM 2340B
	Magnesium hardness as calcium carbonate	130	21		mg/L			1	SM 2340B

1A-IN
INORGANIC ANALYSIS DATA SHEET
METALS - DISSOLVED

Client Sample ID: MSA-SW42C-070714 Lab Sample ID: 240-39266-23

Lab Name: TestAmerica Canton Job No.: 240-39266-1

SDG ID.:

Matrix: Water Date Sampled: 07/07/2014 10:25

Reporting Basis: WET Date Received: 07/08/2014 09:20

CAS No.	Analyte	Result	RL		Units	C	Q	DIL	Method
	Hardness as calcium carbonate	200	33		mg/L			1	SM 2340B
	Calcium hardness as calcium carbonate	61	12		mg/L			1	SM 2340B
	Magnesium hardness as calcium carbonate	130	21		mg/L			1	SM 2340B

1A-IN
INORGANIC ANALYSIS DATA SHEET
METALS - DISSOLVED

Client Sample ID: MSA-SW42D-070714 Lab Sample ID: 240-39266-24

Lab Name: TestAmerica Canton Job No.: 240-39266-1

SDG ID.:

Matrix: Water Date Sampled: 07/07/2014 10:29

Reporting Basis: WET Date Received: 07/08/2014 09:20

CAS No.	Analyte	Result	RL		Units	C	Q	DIL	Method
	Hardness as calcium carbonate	190	33		mg/L			1	SM 2340B
	Calcium hardness as calcium carbonate	61	12		mg/L			1	SM 2340B
	Magnesium hardness as calcium carbonate	130	21		mg/L			1	SM 2340B

1A-IN
INORGANIC ANALYSIS DATA SHEET
METALS - DISSOLVED

Client Sample ID: MSA-SW43A-070714 Lab Sample ID: 240-39266-25

Lab Name: TestAmerica Canton Job No.: 240-39266-1

SDG ID.:

Matrix: Water Date Sampled: 07/07/2014 13:22

Reporting Basis: WET Date Received: 07/08/2014 09:20

CAS No.	Analyte	Result	RL		Units	C	Q	DIL	Method
	Hardness as calcium carbonate	200	33		mg/L			1	SM 2340B
	Calcium hardness as calcium carbonate	63	12		mg/L			1	SM 2340B
	Magnesium hardness as calcium carbonate	140	21		mg/L			1	SM 2340B

1A-IN
INORGANIC ANALYSIS DATA SHEET
METALS - DISSOLVED

Client Sample ID: MSA-SW43B-070714 Lab Sample ID: 240-39266-26

Lab Name: TestAmerica Canton Job No.: 240-39266-1

SDG ID.:

Matrix: Water Date Sampled: 07/07/2014 13:29

Reporting Basis: WET Date Received: 07/08/2014 09:20

CAS No.	Analyte	Result	RL		Units	C	Q	DIL	Method
	Hardness as calcium carbonate	200	33		mg/L			1	SM 2340B
	Calcium hardness as calcium carbonate	63	12		mg/L			1	SM 2340B
	Magnesium hardness as calcium carbonate	140	21		mg/L			1	SM 2340B

1A-IN
INORGANIC ANALYSIS DATA SHEET
METALS - DISSOLVED

Client Sample ID: MSA-SW43C-070714 Lab Sample ID: 240-39266-27

Lab Name: TestAmerica Canton Job No.: 240-39266-1

SDG ID.:

Matrix: Water Date Sampled: 07/07/2014 13:34

Reporting Basis: WET Date Received: 07/08/2014 09:20

CAS No.	Analyte	Result	RL		Units	C	Q	DIL	Method
	Hardness as calcium carbonate	200	33		mg/L			1	SM 2340B
	Calcium hardness as calcium carbonate	61	12		mg/L			1	SM 2340B
	Magnesium hardness as calcium carbonate	140	21		mg/L			1	SM 2340B

1A-IN
INORGANIC ANALYSIS DATA SHEET
METALS - DISSOLVED

Client Sample ID: MSA-SW43D-070714 Lab Sample ID: 240-39266-28

Lab Name: TestAmerica Canton Job No.: 240-39266-1

SDG ID.:

Matrix: Water Date Sampled: 07/07/2014 13:37

Reporting Basis: WET Date Received: 07/08/2014 09:20

CAS No.	Analyte	Result	RL		Units	C	Q	DIL	Method
	Hardness as calcium carbonate	210	33		mg/L			1	SM 2340B
	Calcium hardness as calcium carbonate	63	12		mg/L			1	SM 2340B
	Magnesium hardness as calcium carbonate	140	21		mg/L			1	SM 2340B

1A-IN
INORGANIC ANALYSIS DATA SHEET
METALS - DISSOLVED

Client Sample ID: MSA-SW44A-070714 . Lab Sample ID: 240-39266-29

Lab Name: TestAmerica Canton Job No.: 240-39266-1

SDG ID.:

Matrix: Water Date Sampled: 07/07/2014 13:43

Reporting Basis: WET Date Received: 07/08/2014 09:20

CAS No.	Analyte	Result	RL		Units	C	Q	DIL	Method
	Hardness as calcium carbonate	200	33		mg/L			1	SM 2340B
	Calcium hardness as calcium carbonate	61	12		mg/L			1	SM 2340B
	Magnesium hardness as calcium carbonate	140	21		mg/L			1	SM 2340B

1A-IN
INORGANIC ANALYSIS DATA SHEET
METALS - DISSOLVED

Client Sample ID: MSA-SW44B-070714 Lab Sample ID: 240-39266-30

Lab Name: TestAmerica Canton Job No.: 240-39266-1

SDG ID.:

Matrix: Water Date Sampled: 07/07/2014 13:48

Reporting Basis: WET Date Received: 07/08/2014 09:20

CAS No.	Analyte	Result	RL		Units	C	Q	DIL	Method
	Hardness as calcium carbonate	200	33		mg/L			1	SM 2340B
	Calcium hardness as calcium carbonate	61	12		mg/L			1	SM 2340B
	Magnesium hardness as calcium carbonate	140	21		mg/L			1	SM 2340B

1A-IN
INORGANIC ANALYSIS DATA SHEET
METALS - DISSOLVED

Client Sample ID: MSA-SW44C-070714 Lab Sample ID: 240-39266-31

Lab Name: TestAmerica Canton Job No.: 240-39266-1

SDG ID.:

Matrix: Water Date Sampled: 07/07/2014 13:52

Reporting Basis: WET Date Received: 07/08/2014 09:20

CAS No.	Analyte	Result	RL		Units	C	Q	DIL	Method
	Hardness as calcium carbonate	200	33		mg/L			1	SM 2340B
	Calcium hardness as calcium carbonate	62	12		mg/L			1	SM 2340B
	Magnesium hardness as calcium carbonate	140	21		mg/L			1	SM 2340B

1A-IN
INORGANIC ANALYSIS DATA SHEET
METALS - DISSOLVED

Client Sample ID: MSA-SW44D-070714 Lab Sample ID: 240-39266-32

Lab Name: TestAmerica Canton Job No.: 240-39266-1

SDG ID.:

Matrix: Water Date Sampled: 07/07/2014 13:56

Reporting Basis: WET Date Received: 07/08/2014 09:20

CAS No.	Analyte	Result	RL		Units	C	Q	DIL	Method
	Hardness as calcium carbonate	200	33		mg/L			1	SM 2340B
	Calcium hardness as calcium carbonate	62	12		mg/L			1	SM 2340B
	Magnesium hardness as calcium carbonate	140	21		mg/L			1	SM 2340B

1A-IN
INORGANIC ANALYSIS DATA SHEET
METALS - DISSOLVED

Client Sample ID: MSA-SW45A-070714 Lab Sample ID: 240-39266-33

Lab Name: TestAmerica Canton Job No.: 240-39266-1

SDG ID.:

Matrix: Water Date Sampled: 07/07/2014 09:08

Reporting Basis: WET Date Received: 07/08/2014 09:20

CAS No.	Analyte	Result	RL		Units	C	Q	DIL	Method
	Hardness as calcium carbonate	210	33		mg/L			1	SM 2340B
	Calcium hardness as calcium carbonate	65	12		mg/L			1	SM 2340B
	Magnesium hardness as calcium carbonate	150	21		mg/L			1	SM 2340B

1A-IN
INORGANIC ANALYSIS DATA SHEET
METALS - DISSOLVED

Client Sample ID: MSA-SW45B-070714 Lab Sample ID: 240-39266-34

Lab Name: TestAmerica Canton Job No.: 240-39266-1

SDG ID.:

Matrix: Water Date Sampled: 07/07/2014 09:14

Reporting Basis: WET Date Received: 07/08/2014 09:20

CAS No.	Analyte	Result	RL		Units	C	Q	DIL	Method
	Hardness as calcium carbonate	210	33		mg/L			1	SM 2340B
	Calcium hardness as calcium carbonate	63	12		mg/L			1	SM 2340B
	Magnesium hardness as calcium carbonate	150	21		mg/L			1	SM 2340B

1A-IN
INORGANIC ANALYSIS DATA SHEET
METALS - DISSOLVED

Client Sample ID: MSA-SW45C-070714 Lab Sample ID: 240-39266-35

Lab Name: TestAmerica Canton Job No.: 240-39266-1

SDG ID.:

Matrix: Water Date Sampled: 07/07/2014 09:18

Reporting Basis: WET Date Received: 07/08/2014 09:20

CAS No.	Analyte	Result	RL		Units	C	Q	DIL	Method
	Hardness as calcium carbonate	210	33		mg/L			1	SM 2340B
	Calcium hardness as calcium carbonate	64	12		mg/L			1	SM 2340B
	Magnesium hardness as calcium carbonate	150	21		mg/L			1	SM 2340B

1A-IN
INORGANIC ANALYSIS DATA SHEET
METALS - DISSOLVED

Client Sample ID: MSA-SW45D-070714 Lab Sample ID: 240-39266-36

Lab Name: TestAmerica Canton Job No.: 240-39266-1

SDG ID.:

Matrix: Water Date Sampled: 07/07/2014 09:24

Reporting Basis: WET Date Received: 07/08/2014 09:20

CAS No.	Analyte	Result	RL		Units	C	Q	DIL	Method
	Hardness as calcium carbonate	220	33		mg/L			1	SM 2340B
	Calcium hardness as calcium carbonate	65	12		mg/L			1	SM 2340B
	Magnesium hardness as calcium carbonate	150	21		mg/L			1	SM 2340B

Appendix C

Support Documentation

Client: Tetra Tech, Inc.

Project: MSA Surface Water

Report Number: 240-39266-1

With the exceptions noted as flags or footnotes, standard analytical protocols were followed in the analysis of the samples and no problems were encountered or anomalies observed. In addition all laboratory quality control samples were within established control limits, with any exceptions noted below. Each sample was analyzed to achieve the lowest possible reporting limit within the constraints of the method. In some cases, due to interference or analytes present at high concentrations, samples were diluted. For diluted samples, the reporting limits are adjusted relative to the dilution required.

TestAmerica Canton attests to the validity of the laboratory data generated by TestAmerica facilities reported herein. All analyses performed by TestAmerica facilities were done using established laboratory SOPs that incorporate QA/QC procedures described in the application methods. TestAmerica's operations groups have reviewed the data for compliance with the laboratory QA/QC plan, and data have been found to be compliant with laboratory protocols unless otherwise noted below.

The test results in this report meet all NELAP requirements for parameters for which accreditation is required or available. Any exceptions to NELAP requirements are noted in this report. Pursuant to NELAP, this report may not be reproduced, except in full, without the written approval of the laboratory.

Calculations are performed before rounding to avoid round-off errors in calculated results.

All holding times were met and proper preservation noted for the methods performed on these samples, unless otherwise detailed in the individual sections below.

This laboratory report is confidential and is intended for the sole use of TestAmerica and its client.

RECEIPT

The samples were received on 7/8/2014 9:20 AM; the samples arrived in good condition, properly preserved and, where required, on ice. The temperatures of the 2 coolers at receipt time were 0.6° C and 1.2° C.

VOLATILE ORGANIC COMPOUNDS (GCMS)

Samples MSA-SW37A-070714 (240-39266-1), MSA-SW37B-070714 (240-39266-2), MSA-SW37C-070714 (240-39266-3), MSA-SW37D-070714 (240-39266-4), MSA-SW38A-070714 (240-39266-5), MSA-SW38B-070714 (240-39266-6), MSA-SW38C-070714 (240-39266-7), MSA-SW38D-070714 (240-39266-8), MSA-SW39A-070714 (240-39266-9), MSA-SW39B-070714 (240-39266-10), MSA-SW39C-070714 (240-39266-11), MSA-SW39D-070714 (240-39266-12), MSA-SW40A-070714 (240-39266-13), MSA-SW40B-070714 (240-39266-14), MSA-SW40C-070714 (240-39266-15), MSA-SW40D-070714 (240-39266-16), MSA-SW41A-070714 (240-39266-17), MSA-SW41B-070714 (240-39266-18), MSA-SW41C-070714 (240-39266-19), MSA-SW41D-070714 (240-39266-20), MSA-SW42A-070714 (240-39266-21), MSA-SW42B-070714 (240-39266-22), MSA-SW42C-070714 (240-39266-23), MSA-SW42D-070714 (240-39266-24), MSA-SW43A-070714 (240-39266-25), MSA-SW43B-070714 (240-39266-26), MSA-SW43C-070714 (240-39266-27), MSA-SW43D-070714 (240-39266-28), MSA-SW44A-070714 (240-39266-29), MSA-SW44B-070714 (240-39266-30), MSA-SW44C-070714 (240-39266-31), MSA-SW44D-070714 (240-39266-32), MSA-SW45A-070714 (240-39266-33), MSA-SW45B-070714 (240-39266-34), MSA-SW45C-070714 (240-39266-35), MSA-SW45D-070714 (240-39266-36), EL-SW01A-070714 (240-39266-37), EL-SW01B-070714 (240-39266-38), EL-SW01C-070714 (240-39266-39), EL-SW01D-070714 (240-39266-40) and TB-070714 (240-39266-41) were analyzed for volatile organic compounds (GCMS) in accordance with EPA SW-846 Method 8260B. The samples were analyzed on 07/09/2014 and 07/10/2014.

Methylene Chloride was detected in method blank MB 240-137768/6 at a level that was above the method detection limit but below the reporting limit. The value should be considered an estimate, and has been flagged. If the associated sample reported a result above the MDL and/or RL, the result has been flagged.

Methylene Chloride was detected in method blank MB 240-137882/5 at a level that was above the method detection limit but below the reporting limit. The value should be considered an estimate, and has been flagged. If the associated sample reported a result above the MDL and/or RL, the result has been flagged.

Methylene Chloride was detected in method blank MB 240-137993/6 at a level exceeding the reporting limit. If the associated sample reported a result above the MDL and/or RL, the result has been flagged.

The laboratory control sample (LCS) for batch 137768 recovered outside control limits for the following analyte(s): Chloroethane. Chloroethane has been identified as a poor performing analyte when analyzed using this method; therefore, re-extraction/re-analysis was not performed.

The laboratory control sample (LCS) for batch 137993 recovered outside control limits for the following analyte(s): 2-Methyl-2-propanol. 2-Methyl-2-propanol has been identified as a poor performing analyte when analyzed using this method; therefore, re-extraction/re-analysis was not performed.

No additional analytical or quality issues were noted, other than those described above or in the Definitions/Glossary page.

DISSOLVED METALS (ICPMS)

Samples MSA-SW37A-070714 (240-39266-1), MSA-SW37B-070714 (240-39266-2), MSA-SW37C-070714 (240-39266-3), MSA-SW37D-070714 (240-39266-4), MSA-SW38A-070714 (240-39266-5), MSA-SW38B-070714 (240-39266-6), MSA-SW38C-070714 (240-39266-7), MSA-SW38D-070714 (240-39266-8), MSA-SW39A-070714 (240-39266-9), MSA-SW39B-070714 (240-39266-10), MSA-SW39C-070714 (240-39266-11), MSA-SW39D-070714 (240-39266-12), MSA-SW40A-070714 (240-39266-13), MSA-SW40B-070714 (240-39266-14), MSA-SW40C-070714 (240-39266-15), MSA-SW40D-070714 (240-39266-16), MSA-SW41A-070714 (240-39266-17), MSA-SW41B-070714 (240-39266-18), MSA-SW41C-070714 (240-39266-19), MSA-SW41D-070714 (240-39266-20), MSA-SW42A-070714 (240-39266-21), MSA-SW42B-070714 (240-39266-22), MSA-SW42C-070714 (240-39266-23), MSA-SW42D-070714 (240-39266-24), MSA-SW43A-070714 (240-39266-25), MSA-SW43B-070714 (240-39266-26), MSA-SW43C-070714 (240-39266-27), MSA-SW43D-070714 (240-39266-28), MSA-SW44A-070714 (240-39266-29), MSA-SW44B-070714 (240-39266-30), MSA-SW44C-070714 (240-39266-31), MSA-SW44D-070714 (240-39266-32), MSA-SW45A-070714 (240-39266-33), MSA-SW45B-070714 (240-39266-34), MSA-SW45C-070714 (240-39266-35) and MSA-SW45D-070714 (240-39266-36) were analyzed for dissolved metals (ICPMS) in accordance with EPA SW-846 Method 6020. The samples were prepared on 07/09/2014 and analyzed on 07/10/2014.

Chromium was detected in method blank MB 240-137757/1-A at a level exceeding the reporting limit. If the associated sample reported a result above the MDL and/or RL, the result has been flagged.

Several analytes were detected in method blank MB 240-137757/1-A at levels that were above the method detection limit but below the reporting limit. The values should be considered estimates, and have been flagged. If the associated sample reported a result above the MDL and/or RL, the result has been flagged.

Antimony, Arsenic, Nickel and Tungsten were detected in method blank MB 240-137760/1-A at levels that were above the method detection limit but below the reporting limit. The values should be considered estimates, and have been flagged. If the associated sample reported a result above the MDL and/or RL, the result has been flagged.

No additional analytical or quality issues were noted, other than those described above or in the Definitions/Glossary page.

DISSOLVED MERCURY (CVAA)

Samples MSA-SW37A-070714 (240-39266-1), MSA-SW37B-070714 (240-39266-2), MSA-SW37C-070714 (240-39266-3), MSA-SW37D-070714 (240-39266-4), MSA-SW38A-070714 (240-39266-5), MSA-SW38B-070714 (240-39266-6), MSA-SW38C-070714 (240-39266-7), MSA-SW38D-070714 (240-39266-8), MSA-SW39A-070714 (240-39266-9), MSA-SW39B-070714 (240-39266-10), MSA-SW39C-070714 (240-39266-11), MSA-SW39D-070714 (240-39266-12), MSA-SW40A-070714 (240-39266-13), MSA-SW40B-070714 (240-39266-14), MSA-SW40C-070714 (240-39266-15), MSA-SW40D-070714 (240-39266-16), MSA-SW41A-070714 (240-39266-17), MSA-SW41B-070714 (240-39266-18), MSA-SW41C-070714 (240-39266-19), MSA-SW41D-070714 (240-39266-20), MSA-SW42A-070714 (240-39266-21), MSA-SW42B-070714 (240-39266-22), MSA-SW42C-070714 (240-39266-23), MSA-SW42D-070714 (240-39266-24), MSA-SW43A-070714 (240-39266-25), MSA-SW43B-070714 (240-39266-26), MSA-SW43C-070714 (240-39266-27), MSA-SW43D-070714 (240-39266-28), MSA-SW44A-070714 (240-39266-29), MSA-SW44B-070714 (240-39266-30), MSA-SW44C-070714 (240-39266-31), MSA-SW44D-070714 (240-39266-32), MSA-SW45A-070714 (240-39266-33), MSA-SW45B-070714 (240-39266-34), MSA-SW45C-070714 (240-39266-35) and MSA-SW45D-070714 (240-39266-36) were analyzed for dissolved mercury (CVAA) in accordance with EPA SW-846 Methods 7470A. The samples were prepared on 07/09/2014 and analyzed on 07/10/2014.

No analytical or quality issues were noted, other than those described above or in the Definitions/Glossary page.

DISSOLVED HARDNESS (AS CACO3) BY CALCULATION

Samples MSA-SW37A-070714 (240-39266-1), MSA-SW37B-070714 (240-39266-2), MSA-SW37C-070714 (240-39266-3), MSA-SW37D-070714 (240-39266-4), MSA-SW38A-070714 (240-39266-5), MSA-SW38B-070714 (240-39266-6), MSA-SW38C-070714 (240-39266-7), MSA-SW38D-070714 (240-39266-8), MSA-SW39A-070714 (240-39266-9), MSA-SW39B-070714 (240-39266-10), MSA-SW39C-070714 (240-39266-11), MSA-SW39D-070714 (240-39266-12), MSA-SW40A-070714 (240-39266-13), MSA-SW40B-070714 (240-39266-14), MSA-SW40C-070714 (240-39266-15), MSA-SW40D-070714 (240-39266-16), MSA-SW41A-070714 (240-39266-17), MSA-SW41B-070714 (240-39266-18), MSA-SW41C-070714 (240-39266-19), MSA-SW41D-070714 (240-39266-20), MSA-SW42A-070714 (240-39266-21), MSA-SW42B-070714 (240-39266-22), MSA-SW42C-070714 (240-39266-23), MSA-SW42D-070714 (240-39266-24), MSA-SW43A-070714 (240-39266-25), MSA-SW43B-070714 (240-39266-26), MSA-SW43C-070714 (240-39266-27), MSA-SW43D-070714 (240-39266-28), MSA-SW44A-070714 (240-39266-29), MSA-SW44B-070714 (240-39266-30), MSA-SW44C-070714 (240-39266-31), MSA-SW44D-070714 (240-39266-32), MSA-SW45A-070714 (240-39266-33), MSA-SW45B-070714 (240-39266-34), MSA-SW45C-070714 (240-39266-35) and MSA-SW45D-070714 (240-39266-36) were analyzed for dissolved hardness (as CaCO3) by calculation in accordance with SM 2340B. The samples were analyzed on 07/11/2014.

No analytical or quality issues were noted, other than those described above or in the Definitions/Glossary page.

North Canton
4101 Shuffel Street, N. W.

North Canton, OH 44720
phone 330.497.9396 fax 330.497.0772

0.0, 1.2

Chain of Custody Record

TestAmerica
THE LEADER IN ENVIRONMENTAL TESTING

TestAmerica Laboratories, Inc.

Client Contact	Project Manager: Tony Apanavage	Site Contact: Tony Apanavage	Date: 7/7/2014	COC No:
Tetra Tech	Tel/Fax: 301-233-8230 (cell)	Lab Contact: John McFadden	Carrier: Fedex	1 of 4 COCs
20251 Century Blvd, Suite 200	Analysis Turnaround Time			Job No. 1121C06183
Germantown, MD 20874	Calendar (C) or Work Days (W) _____			
(301) 528-3021 Phone	TAT if different from Below (3 DAYS)			SDG No.
(301) 528-3000 FAX	☐ 2 weeks			
Project Name: MSA Surface Water Sampling	☐ 1 week			Sampler: JAM
Site: MSA Frog Mortar Creek	☐ 2 days			
PO #	☐ 1 day			

Sample Identification	Sample Date	Sample Time	Sample Type	Matrix	# of Cont.	Filtered Sample	VOCs	Dissolved Metals	Hardness	Sample Specific Notes:
MSA-SW37A-070714	7/7/2014	0950	SW	Water	4	x	x	x	x	
MSA-SW37B-070714	7/7/2014	0957	SW	Water	4	x	x	x	x	
MSA-SW37C-070714	7/7/2014	1002	SW	Water	4	x	x	x	x	
MSA-SW37D-070714	7/7/2014	1007	SW	Water	4	x	x	x	x	
MSA-SW38A-070714	7/7/2014	1243	SW	Water	4	x	x	x	x	
MSA-SW38B-070714	7/7/2014	1249	SW	Water	4	x	x	x	x	
MSA-SW38C-070714	7/7/2014	1252	SW	Water	4	x	x	x	x	
MSA-SW38D-070714	7/7/2014	1257	SW	Water	4	x	x	x	x	
MSA-SW39A-070714	7/7/2014	0845	SW	Water	4	x	x	x	x	
MSA-SW39B-070714	7/7/2014	0851	SW	Water	4	x	x	x	x	
MSA-SW39C-070714	7/7/2014	0855	SW	Water	4	x	x	x	x	
MSA-SW39D-070714	7/7/2014	0859	SW	Water	4	x	x	x	x	

Preservation Used: (1= Ice,) 2= HCl; 3= H_2SO_4; 4=HNO_3; 5=NaOH; 6= Other _____

Possible Hazard Identification
(☒) *Non-Hazard* ☐ *Flammable* ☐ *Skin Irritant* *Poison B* ☐ *Unknown* ☐

Sample Disposal (A fee may be assessed if samples are retained longer than 1 month)
☐ *Return To Client* (☒) *Disposal By Lab* ☐ *Archive For* _____ *Months*

Special Instructions/QC Requirements & Comments: **DISSOLVED METALS FILTERED IN FIELD**

Relinquished by:	Company:	Date/Time:	Received by:	Company:	Date/Time:
[signature]	Tetra Tech	7/7/14 1600	[signature]	TA	7-8-14 920
Relinquished by:	Company:	Date/Time:	Received by:	Company:	Date/Time:
Relinquished by:	Company:	Date/Time:	Received by:	Company:	Date/Time:

North Canton
4101 Shuffel Street, N. W.
North Canton, OH 44720
phone 330.497.9396 fax 330.497.0772

Chain of Custody Record

TestAmerica
THE LEADER IN ENVIRONMENTAL TESTING

TestAmerica Laboratories, Inc.

Client Contact	Project Manager: Tony Apanavage	Site Contact: Tony Apanavage	Date: 7/7/2014	COC No:
Tetra Tech	Tel/Fax: 301-233-8230 (cell)	Lab Contact: Pat Omeara	Carrier: Fedex	2 of 4 COCs
20251 Century Blvd, Suite 200	**Analysis Turnaround Time**			Job No. 112-C06183
Germantown, MD 20874	Calendar (C) or Work Days (W)			
(301) 528-3021 Phone	TAT if different from Below: 3 DAYS			
(301) 528-3000 FAX	☐ 2 weeks			SDG No.
Project Name: MSA Surface Water Sampling	☐ 1 week			
Site: MSA Frog Mortar Creek	☐ 2 days			
P O #	☐ 1 day			Sampler: JAM

Sample Identification	Sample Date	Sample Time	Sample Type	Matrix	# of Cont.	Filtered Sample	VOCs	Dissolved Metals	Hardness	Sample Specific Notes:
MSA-SW40A-070714	7/7/2014	1040	SW	Water	4	x	x	x	x	
MSA-SW40B-070714	7/7/2014	1227	SW	Water	4	x	x	x	x	
MSA-SW40C-070714	7/7/2014	1232	SW	Water	4	x	x	x	x	
MSA-SW40D-070714	7/7/2014	1236	SW	Water	4	x	x	x	x	
MSA-SW41A-070714	7/7/2014	1303	SW	Water	4	x	x	x	x	
MSA-SW41B-070714	7/7/2014	1308	SW	Water	4	x	x	x	x	
MSA-SW41C-070714	7/7/2014	1312	SW	Water	4	x	x	x	x	
MSA-SW41D-070714	7/7/2014	1316	SW	Water	4	x	x	x	x	
MSA-SW42A-070714	7/7/2014	1015	SW	Water	4	x	x	x	x	
MSA-SW42B-070714	7/7/2014	1022	SW	Water	4	x	x	x	x	
MSA-SW42C-070714	7/7/2014	1025	SW	Water	4	x	x	x	x	
MSA-SW42D-070714	7/7/2014	1029	SW	Water	4	x	x	x	x	

Preservation Used: 1= Ice, 2= HCl; 3= H2SO4; 4=HNO3; 5=NaOH; 6= Other _____

Possible Hazard Identification
☒ *Non-Hazard* ☐ *Flammable* ☐ *Skin Irritant* *Poison B* ☐ *Unknown* ☐

Sample Disposal (A fee may be assessed if samples are retained longer than 1 month)
☐ *Return To Client* ☑ *Disposal By Lab* ☐ *Archive For* _____ *Months*

Special Instructions/QC Requirements & Comments: **DISSOLVED METALS FILTERED IN FIELD**

Relinquished by:	Company:	Date/Time:	Received by:	Company:	Date/Time:
	Tetra Tech	7/7/14 1600		TA	7-8-14 920
Relinquished by:	Company:	Date/Time:	Received by:	Company:	Date/Time:
Relinquished by:	Company:	Date/Time:	Received by:	Company:	Date/Time:

North Canton
4101 Shuffel Street, N. W.
North Canton, OH 44720
phone 330.497.9396 fax 330.497.0772

Chain of Custody Record

TestAmerica
THE LEADER IN ENVIRONMENTAL TESTING

TestAmerica Laboratories, Inc.

Client Contact	Project Manager: Tony Apanavage	Site Contact: Tony Apanavage	Date: 7/7/2014	COC No:
Tetra Tech	Tel/Fax: 301-233-8230 (cell)	Lab Contact: Pat Omeara	Carrier: Fedex	3 of 4 COCs
20251 Century Blvd, Suite 200	**Analysis Turnaround Time**			Job No. 112TC06183
Germantown, MD 20874	Calendar (C) or Work Days (W) _____			
(301) 528-3021 Phone	TAT if different from Below: 3 DAYS			
(301) 528-3000 FAX	☐ 2 weeks			SDG No.
Project Name: MSA Surface Water Sampling	☐ 1 week			
Site: MSA Frog Mortar Creek	☐ 2 days			
P O #	☐ 1 day			Sampler: JAM

Sample Identification	Sample Date	Sample Time	Sample Type	Matrix	# of Cont.	Filtered Sample	VOCs	Dissolved Metals	Hardness	Sample Specific Notes:
MSA-SW43A-070714	7/7/2014	1322	SW	Water	4	x	x	x	x	
MSA-SW43B-070714	7/7/2014	1329	SW	Water	4	x	x	x	x	
MSA-SW43C-070714	7/7/2014	1334	SW	Water	4	x	x	x	x	
MSA-SW43D-070714	7/7/2014	1337	SW	Water	4	x	x	x	x	
MSA-SW44A-070714	7/7/2014	1343	SW	Water	4	x	x	x	x	
MSA-SW44B-070714	7/7/2014	1348	SW	Water	4	x	x	x	x	
MSA-SW44C-070714	7/7/2014	1352	SW	Water	4	x	x	x	x	
MSA-SW44D-070714	7/7/2014	1356	SW	Water	4	x	x	x	x	
MSA-SW45A-070714	7/7/2014	0908	SW	Water	4	x	x	x	x	
MSA-SW45B-070714	7/7/2014	0914	SW	Water	4	x	x	x	x	
MSA-SW45C-070714	7/7/2014	0918	SW	Water	4	x	x	x	x	
MSA-SW45D-070714	7/7/2014	0924	SW	Water	4	x	x	x	x	

Preservation Used: (1= Ice) 2= HCl; 3= H2SO4; 4=HNO3; 5=NaOH; 6= Other _____

Possible Hazard Identification
(☒) *Non-Hazard* ☐ *Flammable* ☐ *Skin Irritant* *Poison B* ☐ *Unknown* ☐

Sample Disposal (A fee may be assessed if samples are retained longer than 1 month)
☐ *Return To Client* (☒) *Disposal By Lab* ☐ *Archive For* _____ *Months*

Special Instructions/QC Requirements & Comments: **DISSOLVED METALS FILTERED IN FIELD**

Relinquished by:	Company:	Date/Time:	Received by:	Company:	Date/Time:
	Tetra Tech	7/7/14 1650		TA	7.8.14 920
Relinquished by:	Company:	Date/Time:	Received by:	Company:	Date/Time:
Relinquished by:	Company:	Date/Time:	Received by:	Company:	Date/Time:

North Canton
4101 Shuffel Street, N. W.

North Canton, OH 44720
phone 330.497.9396 fax 330.497.0772

Chain of Custody Record

TestAmerica
THE LEADER IN ENVIRONMENTAL TESTING

TestAmerica Laboratories, Inc.

Client Contact	Project Manager: Tony Apanavage	Site Contact: Tony Apanavage	Date: 7/7/2014	COC No:
Tetra Tech	Tel/Fax: 301-233-8230 (cell)	Lab Contact: Pat Omeara	Carrier: Fedex	4 of 4 COCs
20251 Century Blvd, Suite 200	Analysis Turnaround Time			Job No. 112IC06183
Germantown, MD 20874	Calendar (C) or Work Days (W) _____			
(301) 528-3021 Phone	TAT if different from Below: 3 DAYS			
(301) 528-3000 FAX	☐ 2 weeks			SDG No.
Project Name: MSA Surface Water Sampling	☐ 1 week			
Site: MSA Frog Mortar Creek	☐ 2 days			
P O #	☐ 1 day			Sampler: JAM

Sample Identification	Sample Date	Sample Time	Sample Type	Matrix	# of Cont.	Filtered Sample	VOCs	Sample Specific Notes:
EL-SW01A-070714	7/7/2014	0824	SW	AQ	3		x	
EL-SW01B-070714	7/7/2014	0827	SW	AQ	3		x	
EL-SW01C-070714	7/7/2014	0829	SW	AQ	3		x	
EL-SW01D-070714	7/7/2014	0831	SW	AQ	3		x	
TB-070714	–	–	TB	AQ	3		x	

Page 1372 of 1375

Preservation Used: 1= Ice, 2= HCl; 3= H2SO4; 4=HNO3; 5=NaOH; 6= Other _____

Possible Hazard Identification
☑ *Non-Hazard* ☐ *Flammable* ☐ *Skin Irritant* *Poison B* ☐ *Unknown* ☐

Sample Disposal (A fee may be assessed if samples are retained longer than 1 month)
☐ *Return To Client* ☑ *Disposal By Lab* ☐ *Archive For* _____ *Months*

Special Instructions/QC Requirements & Comments: **DISSOLVED METALS FILTERED IN FIELD**

Relinquished by:	Company: Tetra Tech	Date/Time: 7/7/14 1600	Received by:	Company: TA	Date/Time: 7-8-14 920
Relinquished by:	Company:	Date/Time:	Received by:	Company:	Date/Time:
Relinquished by:	Company:	Date/Time:	Received by:	Company:	Date/Time:

Form No. CA-C-WI-002, Rev. 2, dated 03/06/2012

TestAmerica Canton Sample Receipt Form/Narrative Login # : 39204
Canton Facility

Client Tetra Tech Site Name _____ Cooler unpacked by:

Cooler Received on 7-8-14 Opened on 7-8-14

FedEx: 1st Grd (Exp) UPS FAS Stetson Client Drop Off TestAmerica Courier Other _____

TestAmerica Cooler # _____ Foam Box Client Cooler Box (Other) _____

Packing material used: (Bubble Wrap) Foam Plastic Bag None Other _____

COOLANT: (Wet Ice) Blue Ice Dry Ice Water None

1. Cooler temperature upon receipt

IR GUN# A	(CF +2 °C) Observed Cooler Temp._____°C	Corrected Cooler Temp._____°C	
IR GUN# 4	(CF -2 °C) Observed Cooler Temp._____°C	Corrected Cooler Temp._____°C	☑ See Multiple Cooler Form
IR GUN# 5	(CF +0 °C) Observed Cooler Temp._____°C	Corrected Cooler Temp._____°C	
IR GUN# 8	(CF +0 °C) Observed Cooler Temp._____°C	Corrected Cooler Temp._____°C	

2. Were custody seals on the outside of the cooler(s)? If Yes Quantity 2 (Yes) No
   -Were custody seals on the outside of the cooler(s) signed & dated? (Yes) No NA
   -Were custody seals on the bottle(s)? Yes (No)
3. Shippers' packing slip attached to the cooler(s)? (Yes) No
4. Did custody papers accompany the sample(s)? (Yes) No
5. Were the custody papers relinquished & signed in the appropriate place? (Yes) No
6. Did all bottles arrive in good condition (Unbroken)? (Yes) No
7. Could all bottle labels be reconciled with the COC? (Yes) No
8. Were correct bottle(s) used for the test(s) indicated? (Yes) No
9. Sufficient quantity received to perform indicated analyses? (Yes) No
10. Were sample(s) at the correct pH upon receipt? (Yes) No NA pH Strip Lot# HC302587
11. Were VOAs on the COC? (Yes) No
12. Were air bubbles >6 mm in any VOA vials? Yes (No) NA
13. Was a trip blank present in the cooler(s)? (Yes) No

Contacted PM _____ Date _____ by _____ via Verbal Voice Mail Other
Concerning _____

14. CHAIN OF CUSTODY & SAMPLE DISCREPANCIES Samples processed by:

15. SAMPLE CONDITION

Sample(s) _____ were received after the recommended holding time had expired.
Sample(s) _____ were received in a broken container.
Sample(s) _____ were received with bubble >6 mm in diameter. (Notify PM)

16. SAMPLE PRESERVATION

Sample(s) _____ were further preserved in the laboratory.
Time preserved: _____ Preservative(s) added/Lot number(s): _____

TestAmerica Multiple Cooler Receipt Form/Narrative Login # : 392666
Canton Facility

Cooler #	IR Gun #	Observed Temp °C	Corrected Temp °C	Coolant
Client	8	0.6	0.6	Ice
2	4	1-2	1-2	d

SAMPLE SUMMARY

Client: Tetra Tech, Inc. Job Number: 240-39266-1

Lab Sample ID	Client Sample ID	Client Matrix	Date/Time Sampled	Date/Time Received
240-39266-1	MSA-SW37A-070714	Water	07/07/2014 0950	07/08/2014 0920
240-39266-2	MSA-SW37B-070714	Water	07/07/2014 0957	07/08/2014 0920
240-39266-3	MSA-SW37C-070714	Water	07/07/2014 1002	07/08/2014 0920
240-39266-4	MSA-SW37D-070714	Water	07/07/2014 1007	07/08/2014 0920
240-39266-5	MSA-SW38A-070714	Water	07/07/2014 1243	07/08/2014 0920
240-39266-6	MSA-SW38B-070714	Water	07/07/2014 1249	07/08/2014 0920
240-39266-7	MSA-SW38C-070714	Water	07/07/2014 1252	07/08/2014 0920
240-39266-8	MSA-SW38D-070714	Water	07/07/2014 1257	07/08/2014 0920
240-39266-9	MSA-SW39A-070714	Water	07/07/2014 0845	07/08/2014 0920
240-39266-10	MSA-SW39B-070714	Water	07/07/2014 0851	07/08/2014 0920
240-39266-11	MSA-SW39C-070714	Water	07/07/2014 0855	07/08/2014 0920
240-39266-12	MSA-SW39D-070714	Water	07/07/2014 0859	07/08/2014 0920
240-39266-13	MSA-SW40A-070714	Water	07/07/2014 1040	07/08/2014 0920
240-39266-14	MSA-SW40B-070714	Water	07/07/2014 1227	07/08/2014 0920
240-39266-15	MSA-SW40C-070714	Water	07/07/2014 1232	07/08/2014 0920
240-39266-16	MSA-SW40D-070714	Water	07/07/2014 1236	07/08/2014 0920
240-39266-17	MSA-SW41A-070714	Water	07/07/2014 1303	07/08/2014 0920
240-39266-18	MSA-SW41B-070714	Water	07/07/2014 1308	07/08/2014 0920
240-39266-19	MSA-SW41C-070714	Water	07/07/2014 1312	07/08/2014 0920
240-39266-20	MSA-SW41D-070714	Water	07/07/2014 1316	07/08/2014 0920
240-39266-21	MSA-SW42A-070714	Water	07/07/2014 1015	07/08/2014 0920
240-39266-22	MSA-SW42B-070714	Water	07/07/2014 1022	07/08/2014 0920
240-39266-23	MSA-SW42C-070714	Water	07/07/2014 1025	07/08/2014 0920
240-39266-24	MSA-SW42D-070714	Water	07/07/2014 1029	07/08/2014 0920
240-39266-25	MSA-SW43A-070714	Water	07/07/2014 1322	07/08/2014 0920
240-39266-26	MSA-SW43B-070714	Water	07/07/2014 1329	07/08/2014 0920
240-39266-27	MSA-SW43C-070714	Water	07/07/2014 1334	07/08/2014 0920
240-39266-28	MSA-SW43D-070714	Water	07/07/2014 1337	07/08/2014 0920
240-39266-29	MSA-SW44A-070714	Water	07/07/2014 1343	07/08/2014 0920
240-39266-30	MSA-SW44B-070714	Water	07/07/2014 1348	07/08/2014 0920
240-39266-31	MSA-SW44C-070714	Water	07/07/2014 1352	07/08/2014 0920
240-39266-32	MSA-SW44D-070714	Water	07/07/2014 1356	07/08/2014 0920
240-39266-33	MSA-SW45A-070714	Water	07/07/2014 0908	07/08/2014 0920
240-39266-34	MSA-SW45B-070714	Water	07/07/2014 0914	07/08/2014 0920
240-39266-35	MSA-SW45C-070714	Water	07/07/2014 0918	07/08/2014 0920
240-39266-36	MSA-SW45D-070714	Water	07/07/2014 0924	07/08/2014 0920
240-39266-37	EL-SW01A-070714	Water	07/07/2014 0824	07/08/2014 0920
240-39266-38	EL-SW01B-070714	Water	07/07/2014 0827	07/08/2014 0920
240-39266-39	EL-SW01C-070714	Water	07/07/2014 0829	07/08/2014 0920
240-39266-40	EL-SW01D-070714	Water	07/07/2014 0831	07/08/2014 0920
240-39266-41TB	TB-070714	Water	07/07/2014 0000	07/08/2014 0920

METHOD SUMMARY

Client: Tetra Tech, Inc. Job Number: 240-39266-1

Description	Lab Location	Method	Preparation Method
Matrix: Water			
Volatile Priority Pollutants	TAL CAN	SW846 8260B	
Purge and Trap	TAL CAN		SW846 5030B
Metals (ICP/MS)	TAL CAN	SW846 6020	
Preparation, Total Recoverable or Dissolved Metals	TAL CAN		SW846 3005A
Sample Filtration, Field			FIELD_FLTRD
Mercury (CVAA)	TAL CAN	SW846 7470A	
Preparation, Mercury	TAL CAN		SW846 7470A
Sample Filtration, Field			FIELD_FLTRD
Total Hardness (as CaCO3) by calculation	TAL CAN	SM SM 2340B	
Sample Filtration, Field			FIELD_FLTRD

Lab References:

TAL CAN = TestAmerica Canton

Method References:

SM = "Standard Methods For The Examination Of Water And Wastewater"

SW846 = "Test Methods For Evaluating Solid Waste, Physical/Chemical Methods", Third Edition, November 1986 And Its Updates.

HOLDTIME

SDG 240-39266-1

SORT	UNITS	NSAMPLE	LAB_ID	QC_TYPE	SAMP_DATE	EXTR_DATE	ANAL_DATE	SMP_EXTR	EXTR_ANL	SMP_ANL
HG	UG/L	MSA-SW43D-070714	240-39266-28	NM	07/07/2014	07/09/2014	07/10/2014	2	1	3
HG	UG/L	MSA-SW41C-070714	240-39266-19	NM	07/07/2014	07/09/2014	07/10/2014	2	1	3
HG	UG/L	MSA-SW41D-070714	240-39266-20	NM	07/07/2014	07/09/2014	07/10/2014	2	1	3
HG	UG/L	MSA-SW42A-070714	240-39266-21	NM	07/07/2014	07/09/2014	07/10/2014	2	1	3
HG	UG/L	MSA-SW42B-070714	240-39266-22	NM	07/07/2014	07/09/2014	07/10/2014	2	1	3
HG	UG/L	MSA-SW42C-070714	240-39266-23	NM	07/07/2014	07/09/2014	07/10/2014	2	1	3
HG	UG/L	MSA-SW42D-070714	240-39266-24	NM	07/07/2014	07/09/2014	07/10/2014	2	1	3
HG	UG/L	MSA-SW41B-070714	240-39266-18	NM	07/07/2014	07/09/2014	07/10/2014	2	1	3
HG	UG/L	MSA-SW43B-070714	240-39266-26	NM	07/07/2014	07/09/2014	07/10/2014	2	1	3
HG	UG/L	MSA-SW43C-070714	240-39266-27	NM	07/07/2014	07/09/2014	07/10/2014	2	1	3
HG	UG/L	MSA-SW44B-070714	240-39266-30	NM	07/07/2014	07/09/2014	07/10/2014	2	1	3
HG	UG/L	MSA-SW44C-070714	240-39266-31	NM	07/07/2014	07/09/2014	07/10/2014	2	1	3
HG	UG/L	MSA-SW44D-070714	240-39266-32	NM	07/07/2014	07/09/2014	07/10/2014	2	1	3
HG	UG/L	MSA-SW45A-070714	240-39266-33	NM	07/07/2014	07/09/2014	07/10/2014	2	1	3
HG	UG/L	MSA-SW45B-070714	240-39266-34	NM	07/07/2014	07/09/2014	07/10/2014	2	1	3

SORT	UNITS	NSAMPLE	LAB_ID	QC_TYPE	SAMP_DATE	EXTR_DATE	ANAL_DATE	SMP_EXTR	EXTR_ANL	SMP_ANL
HG	UG/L	MSA-SW45C-070714	240-39266-35	NM	07/07/2014	07/09/2014	07/10/2014	2	1	3
HG	UG/L	MSA-SW45D-070714	240-39266-36	NM	07/07/2014	07/09/2014	07/10/2014	2	1	3
HG	UG/L	MSA-SW43A-070714	240-39266-25	NM	07/07/2014	07/09/2014	07/10/2014	2	1	3
HG	UG/L	MSA-SW38C-070714	240-39266-7	NM	07/07/2014	07/09/2014	07/10/2014	2	1	3
HG	UG/L	MSA-SW44A-070714	240-39266-29	NM	07/07/2014	07/09/2014	07/10/2014	2	1	3
HG	UG/L	MSA-SW41A-070714	240-39266-17	NM	07/07/2014	07/09/2014	07/10/2014	2	1	3
HG	UG/L	MSA-SW37B-070714	240-39266-2	NM	07/07/2014	07/09/2014	07/10/2014	2	1	3
HG	UG/L	MSA-SW37C-070714	240-39266-3	NM	07/07/2014	07/09/2014	07/10/2014	2	1	3
HG	UG/L	MSA-SW37D-070714	240-39266-4	NM	07/07/2014	07/09/2014	07/10/2014	2	1	3
HG	UG/L	MSA-SW38B-070714	240-39266-6	NM	07/07/2014	07/09/2014	07/10/2014	2	1	3
HG	UG/L	MSA-SW37A-070714	240-39266-1	NM	07/07/2014	07/09/2014	07/10/2014	2	1	3
HG	UG/L	MSA-SW38D-070714	240-39266-8	NM	07/07/2014	07/09/2014	07/10/2014	2	1	3
HG	UG/L	MSA-SW40B-070714	240-39266-14	NM	07/07/2014	07/09/2014	07/10/2014	2	1	3
HG	UG/L	MSA-SW40D-070714	240-39266-16	NM	07/07/2014	07/09/2014	07/10/2014	2	1	3
HG	UG/L	MSA-SW38A-070714	240-39266-5	NM	07/07/2014	07/09/2014	07/10/2014	2	1	3
HG	UG/L	MSA-SW40C-070714	240-39266-15	NM	07/07/2014	07/09/2014	07/10/2014	2	1	3
HG	UG/L	MSA-SW40A-070714	240-39266-13	NM	07/07/2014	07/09/2014	07/10/2014	2	1	3
HG	UG/L	MSA-SW39D-070714	240-39266-12	NM	07/07/2014	07/09/2014	07/10/2014	2	1	3

SORT	UNITS	NSAMPLE	LAB_ID	QC_TYPE	SAMP_DATE	EXTR_DATE	ANAL_DATE	SMP_EXTR	EXTR_ANL	SMP_ANL
HG	UG/L	MSA-SW39C-070714	240-39266-11	NM	07/07/2014	07/09/2014	07/10/2014	2	1	3
HG	UG/L	MSA-SW39B-070714	240-39266-10	NM	07/07/2014	07/09/2014	07/10/2014	2	1	3
HG	UG/L	MSA-SW39A-070714	240-39266-9	NM	07/07/2014	07/09/2014	07/10/2014	2	1	3
M	UG/L	MSA-SW39D-070714	240-39266-12	NM	07/07/2014	07/09/2014	07/10/2014	2	1	3
M	UG/L	MSA-SW41D-070714	240-39266-20	NM	07/07/2014	07/09/2014	07/10/2014	2	1	3
M	UG/L	MSA-SW41C-070714	240-39266-19	NM	07/07/2014	07/09/2014	07/10/2014	2	1	3
M	UG/L	MSA-SW41A-070714	240-39266-17	NM	07/07/2014	07/09/2014	07/10/2014	2	1	3
M	UG/L	MSA-SW40D-070714	240-39266-16	NM	07/07/2014	07/09/2014	07/10/2014	2	1	3
M	UG/L	MSA-SW40C-070714	240-39266-15	NM	07/07/2014	07/09/2014	07/10/2014	2	1	3
M	UG/L	MSA-SW40B-070714	240-39266-14	NM	07/07/2014	07/09/2014	07/10/2014	2	1	3
M	UG/L	MSA-SW40A-070714	240-39266-13	NM	07/07/2014	07/09/2014	07/10/2014	2	1	3
M	UG/L	MSA-SW41B-070714	240-39266-18	NM	07/07/2014	07/09/2014	07/10/2014	2	1	3
M	UG/L	MSA-SW39C-070714	240-39266-11	NM	07/07/2014	07/09/2014	07/10/2014	2	1	3
M	UG/L	MSA-SW39B-070714	240-39266-10	NM	07/07/2014	07/09/2014	07/10/2014	2	1	3
M	UG/L	MSA-SW39A-070714	240-39266-9	NM	07/07/2014	07/09/2014	07/10/2014	2	1	3
M	UG/L	MSA-SW38D-070714	240-39266-8	NM	07/07/2014	07/09/2014	07/10/2014	2	1	3
M	UG/L	MSA-SW38C-070714	240-39266-7	NM	07/07/2014	07/09/2014	07/10/2014	2	1	3
M	UG/L	MSA-SW38B-070714	240-39266-6	NM	07/07/2014	07/09/2014	07/10/2014	2	1	3

SORT	UNITS	NSAMPLE	LAB_ID	QC_TYPE	SAMP_DATE	EXTR_DATE	ANAL_DATE	SMP_EXTR	EXTR_ANL	SMP_ANL
M	UG/L	MSA-SW38A-070714	240-39266-5	NM	07/07/2014	07/09/2014	07/10/2014	2	1	3
M	UG/L	MSA-SW37A-070714	240-39266-1	NM	07/07/2014	07/09/2014	07/10/2014	2	1	3
M	UG/L	MSA-SW42A-070714	240-39266-21	NM	07/07/2014	07/09/2014	07/10/2014	2	1	3
M	UG/L	MSA-SW37D-070714	240-39266-4	NM	07/07/2014	07/09/2014	07/10/2014	2	1	3
M	UG/L	MSA-SW37C-070714	240-39266-3	NM	07/07/2014	07/09/2014	07/10/2014	2	1	3
M	UG/L	MSA-SW45A-070714	240-39266-33	NM	07/07/2014	07/09/2014	07/10/2014	2	1	3
M	UG/L	MSA-SW42B-070714	240-39266-22	NM	07/07/2014	07/09/2014	07/10/2014	2	1	3
M	UG/L	MSA-SW37B-070714	240-39266-2	NM	07/07/2014	07/09/2014	07/10/2014	2	1	3
M	UG/L	MSA-SW45D-070714	240-39266-36	NM	07/07/2014	07/09/2014	07/10/2014	2	1	3
M	UG/L	MSA-SW45B-070714	240-39266-34	NM	07/07/2014	07/09/2014	07/10/2014	2	1	3
M	UG/L	MSA-SW44D-070714	240-39266-32	NM	07/07/2014	07/09/2014	07/10/2014	2	1	3
M	UG/L	MSA-SW44C-070714	240-39266-31	NM	07/07/2014	07/09/2014	07/10/2014	2	1	3
M	UG/L	MSA-SW44B-070714	240-39266-30	NM	07/07/2014	07/09/2014	07/10/2014	2	1	3
M	UG/L	MSA-SW43D-070714	240-39266-28	NM	07/07/2014	07/09/2014	07/10/2014	2	1	3
M	UG/L	MSA-SW43C-070714	240-39266-27	NM	07/07/2014	07/09/2014	07/10/2014	2	1	3
M	UG/L	MSA-SW43B-070714	240-39266-26	NM	07/07/2014	07/09/2014	07/10/2014	2	1	3
M	UG/L	MSA-SW42C-070714	240-39266-23	NM	07/07/2014	07/09/2014	07/10/2014	2	1	3
M	UG/L	MSA-SW43A-070714	240-39266-25	NM	07/07/2014	07/09/2014	07/10/2014	2	1	3

SORT	UNITS	NSAMPLE	LAB_ID	QC_TYPE	SAMP_DATE	EXTR_DATE	ANAL_DATE	SMP_EXTR	EXTR_ANL	SMP_ANL
M	UG/L	MSA-SW44A-070714	240-39266-29	NM	07/07/2014	07/09/2014	07/10/2014	2	1	3
M	UG/L	MSA-SW45C-070714	240-39266-35	NM	07/07/2014	07/09/2014	07/10/2014	2	1	3
M	UG/L	MSA-SW42D-070714	240-39266-24	NM	07/07/2014	07/09/2014	07/10/2014	2	1	3
HARD	MG/L	MSA-SW42A-070714	240-39266-21	NM	07/07/2014	07/11/2014	07/11/2014	4	0	4
HARD	MG/L	MSA-SW43C-070714	240-39266-27	NM	07/07/2014	07/11/2014	07/11/2014	4	0	4
HARD	MG/L	MSA-SW43B-070714	240-39266-26	NM	07/07/2014	07/11/2014	07/11/2014	4	0	4
HARD	MG/L	MSA-SW43A-070714	240-39266-25	NM	07/07/2014	07/11/2014	07/11/2014	4	0	4
HARD	MG/L	MSA-SW42D-070714	240-39266-24	NM	07/07/2014	07/11/2014	07/11/2014	4	0	4
HARD	MG/L	MSA-SW42B-070714	240-39266-22	NM	07/07/2014	07/11/2014	07/11/2014	4	0	4
HARD	MG/L	MSA-SW43D-070714	240-39266-28	NM	07/07/2014	07/11/2014	07/11/2014	4	0	4
HARD	MG/L	MSA-SW45C-070714	240-39266-35	NM	07/07/2014	07/11/2014	07/11/2014	4	0	4
HARD	MG/L	MSA-SW42C-070714	240-39266-23	NM	07/07/2014	07/11/2014	07/11/2014	4	0	4
HARD	MG/L	MSA-SW44A-070714	240-39266-29	NM	07/07/2014	07/11/2014	07/11/2014	4	0	4
HARD	MG/L	MSA-SW44B-070714	240-39266-30	NM	07/07/2014	07/11/2014	07/11/2014	4	0	4
HARD	MG/L	MSA-SW44C-070714	240-39266-31	NM	07/07/2014	07/11/2014	07/11/2014	4	0	4
HARD	MG/L	MSA-SW44D-070714	240-39266-32	NM	07/07/2014	07/11/2014	07/11/2014	4	0	4
HARD	MG/L	MSA-SW41D-070714	240-39266-20	NM	07/07/2014	07/11/2014	07/11/2014	4	0	4
HARD	MG/L	MSA-SW45B-070714	240-39266-34	NM	07/07/2014	07/11/2014	07/11/2014	4	0	4

SORT	UNITS	NSAMPLE	LAB_ID	QC_TYPE	SAMP_DATE	EXTR_DATE	ANAL_DATE	SMP_EXTR	EXTR_ANL	SMP_ANL
HARD	MG/L	MSA-SW39D-070714	240-39266-12	NM	07/07/2014	07/11/2014	07/11/2014	4	0	4
HARD	MG/L	MSA-SW45D-070714	240-39266-36	NM	07/07/2014	07/11/2014	07/11/2014	4	0	4
HARD	MG/L	MSA-SW45A-070714	240-39266-33	NM	07/07/2014	07/11/2014	07/11/2014	4	0	4
HARD	MG/L	MSA-SW39B-070714	240-39266-10	NM	07/07/2014	07/11/2014	07/11/2014	4	0	4
HARD	MG/L	MSA-SW37B-070714	240-39266-2	NM	07/07/2014	07/11/2014	07/11/2014	4	0	4
HARD	MG/L	MSA-SW37C-070714	240-39266-3	NM	07/07/2014	07/11/2014	07/11/2014	4	0	4
HARD	MG/L	MSA-SW37D-070714	240-39266-4	NM	07/07/2014	07/11/2014	07/11/2014	4	0	4
HARD	MG/L	MSA-SW38A-070714	240-39266-5	NM	07/07/2014	07/11/2014	07/11/2014	4	0	4
HARD	MG/L	MSA-SW37A-070714	240-39266-1	NM	07/07/2014	07/11/2014	07/11/2014	4	0	4
HARD	MG/L	MSA-SW38B-070714	240-39266-6	NM	07/07/2014	07/11/2014	07/11/2014	4	0	4
HARD	MG/L	MSA-SW38C-070714	240-39266-7	NM	07/07/2014	07/11/2014	07/11/2014	4	0	4
HARD	MG/L	MSA-SW40B-070714	240-39266-14	NM	07/07/2014	07/11/2014	07/11/2014	4	0	4
HARD	MG/L	MSA-SW39A-070714	240-39266-9	NM	07/07/2014	07/11/2014	07/11/2014	4	0	4
HARD	MG/L	MSA-SW41C-070714	240-39266-19	NM	07/07/2014	07/11/2014	07/11/2014	4	0	4
HARD	MG/L	MSA-SW39C-070714	240-39266-11	NM	07/07/2014	07/11/2014	07/11/2014	4	0	4
HARD	MG/L	MSA-SW40A-070714	240-39266-13	NM	07/07/2014	07/11/2014	07/11/2014	4	0	4
HARD	MG/L	MSA-SW40C-070714	240-39266-15	NM	07/07/2014	07/11/2014	07/11/2014	4	0	4
HARD	MG/L	MSA-SW40D-070714	240-39266-16	NM	07/07/2014	07/11/2014	07/11/2014	4	0	4

SORT	UNITS	NSAMPLE	LAB_ID	QC_TYPE	SAMP_DATE	EXTR_DATE	ANAL_DATE	SMP_EXTR	EXTR_ANL	SMP_ANL
HARD	MG/L	MSA-SW41A-070714	240-39266-17	NM	07/07/2014	07/11/2014	07/11/2014	4	0	4
HARD	MG/L	MSA-SW41B-070714	240-39266-18	NM	07/07/2014	07/11/2014	07/11/2014	4	0	4
HARD	MG/L	MSA-SW38D-070714	240-39266-8	NM	07/07/2014	07/11/2014	07/11/2014	4	0	4
OV	UG/L	MSA-SW43A-070714	240-39266-25	NM	07/07/2014	07/09/2014	07/09/2014	2	0	2
OV	UG/L	MSA-SW45C-070714	240-39266-35	NM	07/07/2014	07/10/2014	07/10/2014	3	0	3
OV	UG/L	MSA-SW45D-070714	240-39266-36	NM	07/07/2014	07/10/2014	07/10/2014	3	0	3
OV	UG/L	MSA-SW37C-070714	240-39266-3	NM	07/07/2014	07/09/2014	07/09/2014	2	0	2
OV	UG/L	MSA-SW43C-070714	240-39266-27	NM	07/07/2014	07/09/2014	07/09/2014	2	0	2
OV	UG/L	MSA-SW39C-070714	240-39266-11	NM	07/07/2014	07/09/2014	07/09/2014	2	0	2
OV	UG/L	MSA-SW39B-070714	240-39266-10	NM	07/07/2014	07/09/2014	07/09/2014	2	0	2
OV	UG/L	MSA-SW39A-070714	240-39266-9	NM	07/07/2014	07/09/2014	07/09/2014	2	0	2
OV	UG/L	MSA-SW38D-070714	240-39266-8	NM	07/07/2014	07/09/2014	07/09/2014	2	0	2
OV	UG/L	MSA-SW38C-070714	240-39266-7	NM	07/07/2014	07/09/2014	07/09/2014	2	0	2
OV	UG/L	MSA-SW38B-070714	240-39266-6	NM	07/07/2014	07/09/2014	07/09/2014	2	0	2
OV	UG/L	MSA-SW40A-070714	240-39266-13	NM	07/07/2014	07/09/2014	07/09/2014	2	0	2
OV	UG/L	MSA-SW37D-070714	240-39266-4	NM	07/07/2014	07/09/2014	07/09/2014	2	0	2
OV	UG/L	MSA-SW40B-070714	240-39266-14	NM	07/07/2014	07/09/2014	07/09/2014	2	0	2
OV	UG/L	MSA-SW37B-070714	240-39266-2	NM	07/07/2014	07/09/2014	07/09/2014	2	0	2

SORT	UNITS	NSAMPLE	LAB_ID	QC_TYPE	SAMP_DATE	EXTR_DATE	ANAL_DATE	SMP_EXTR	EXTR_ANL	SMP_ANL
OV	UG/L	MSA-SW37A-070714	240-39266-1	NM	07/07/2014	07/09/2014	07/09/2014	2	0	2
OV	UG/L	EL-SW01D-070714	240-39266-40	NM	07/07/2014	07/10/2014	07/10/2014	3	0	3
OV	UG/L	EL-SW01C-070714	240-39266-39	NM	07/07/2014	07/10/2014	07/10/2014	3	0	3
OV	UG/L	TB-070714	240-39266-41	TB	07/07/2014	07/10/2014	07/10/2014	3	0	3
OV	UG/L	EL-SW01B-070714	240-39266-38	NM	07/07/2014	07/10/2014	07/10/2014	3	0	3
OV	UG/L	EL-SW01A-070714	240-39266-37	NM	07/07/2014	07/10/2014	07/10/2014	3	0	3
OV	UG/L	MSA-SW38A-070714	240-39266-5	NM	07/07/2014	07/09/2014	07/09/2014	2	0	2
OV	UG/L	MSA-SW42B-070714	240-39266-22	NM	07/07/2014	07/09/2014	07/09/2014	2	0	2
OV	UG/L	MSA-SW45A-070714	240-39266-33	NM	07/07/2014	07/10/2014	07/10/2014	3	0	3
OV	UG/L	MSA-SW44D-070714	240-39266-32	NM	07/07/2014	07/09/2014	07/09/2014	2	0	2
OV	UG/L	MSA-SW44C-070714	240-39266-31	NM	07/07/2014	07/09/2014	07/09/2014	2	0	2
OV	UG/L	MSA-SW44B-070714	240-39266-30	NM	07/07/2014	07/09/2014	07/09/2014	2	0	2
OV	UG/L	MSA-SW44A-070714	240-39266-29	NM	07/07/2014	07/09/2014	07/09/2014	2	0	2
OV	UG/L	MSA-SW43D-070714	240-39266-28	NM	07/07/2014	07/09/2014	07/09/2014	2	0	2
OV	UG/L	MSA-SW43B-070714	240-39266-26	NM	07/07/2014	07/09/2014	07/09/2014	2	0	2
OV	UG/L	MSA-SW39D-070714	240-39266-12	NM	07/07/2014	07/09/2014	07/09/2014	2	0	2
OV	UG/L	MSA-SW42C-070714	240-39266-23	NM	07/07/2014	07/09/2014	07/09/2014	2	0	2
OV	UG/L	MSA-SW45B-070714	240-39266-34	NM	07/07/2014	07/10/2014	07/10/2014	3	0	3

SORT	UNITS	NSAMPLE	LAB_ID	QC_TYPE	SAMP_DATE	EXTR_DATE	ANAL_DATE	SMP_EXTR	EXTR_ANL	SMP_ANL
OV	UG/L	MSA-SW42A-070714	240-39266-21	NM	07/07/2014	07/09/2014	07/09/2014	2	0	2
OV	UG/L	MSA-SW41D-070714	240-39266-20	NM	07/07/2014	07/09/2014	07/09/2014	2	0	2
OV	UG/L	MSA-SW41C-070714	240-39266-19	NM	07/07/2014	07/09/2014	07/09/2014	2	0	2
OV	UG/L	MSA-SW41B-070714	240-39266-18	NM	07/07/2014	07/10/2014	07/10/2014	3	0	3
OV	UG/L	MSA-SW41A-070714	240-39266-17	NM	07/07/2014	07/09/2014	07/09/2014	2	0	2
OV	UG/L	MSA-SW40D-070714	240-39266-16	NM	07/07/2014	07/09/2014	07/09/2014	2	0	2
OV	UG/L	MSA-SW40C-070714	240-39266-15	NM	07/07/2014	07/09/2014	07/09/2014	2	0	2
OV	UG/L	MSA-SW42D-070714	240-39266-24	NM	07/07/2014	07/09/2014	07/09/2014	2	0	2

COVER PAGE
METALS

Lab Name: TestAmerica Canton Job Number: 240-39266-1

SDG No.:

Project: MSA Surface Water

Client Sample ID	Lab Sample ID
MSA-SW37A-070714	240-39266-1
MSA-SW37B-070714	240-39266-2
MSA-SW37C-070714	240-39266-3
MSA-SW37D-070714	240-39266-4
MSA-SW38A-070714	240-39266-5
MSA-SW38B-070714	240-39266-6
MSA-SW38C-070714	240-39266-7
MSA-SW38D-070714	240-39266-8
MSA-SW39A-070714	240-39266-9
MSA-SW39B-070714	240-39266-10
MSA-SW39C-070714	240-39266-11
MSA-SW39D-070714	240-39266-12
MSA-SW40A-070714	240-39266-13
MSA-SW40B-070714	240-39266-14
MSA-SW40C-070714	240-39266-15
MSA-SW40D-070714	240-39266-16
MSA-SW41A-070714	240-39266-17
MSA-SW41B-070714	240-39266-18
MSA-SW41C-070714	240-39266-19
MSA-SW41D-070714	240-39266-20
MSA-SW42A-070714	240-39266-21
MSA-SW42B-070714	240-39266-22
MSA-SW42C-070714	240-39266-23
MSA-SW42D-070714	240-39266-24
MSA-SW43A-070714	240-39266-25
MSA-SW43B-070714	240-39266-26
MSA-SW43C-070714	240-39266-27
MSA-SW43D-070714	240-39266-28
MSA-SW44A-070714	240-39266-29
MSA-SW44B-070714	240-39266-30
MSA-SW44C-070714	240-39266-31
MSA-SW44D-070714	240-39266-32
MSA-SW45A-070714	240-39266-33
MSA-SW45B-070714	240-39266-34
MSA-SW45C-070714	240-39266-35
MSA-SW45D-070714	240-39266-36

Comments:

12-IN
PREPARATION LOG
METALS

Lab Name: TestAmerica Canton Job No.: 240-39266-1

SDG No.:

Prep Method: 3005A

Lab Sample ID	Preparation Date	Prep Batch	Initial Weight	Initial Volume (mL)	Final Volume (mL)
MB 240-137757/1-A	07/09/2014 09:04	137757		50	50
LCS 240-137757/2-A	07/09/2014 09:04	137757		50	50
240-39266-1	07/09/2014 09:04	137757		50	50
240-39266-1 MS	07/09/2014 09:04	137757		50	50
240-39266-1 MSD	07/09/2014 09:04	137757		50	50
240-39266-2	07/09/2014 09:04	137757		50	50
240-39266-3	07/09/2014 09:04	137757		50	50
240-39266-4	07/09/2014 09:04	137757		50	50
240-39266-5	07/09/2014 09:04	137757		50	50
240-39266-6	07/09/2014 09:04	137757		50	50
240-39266-7	07/09/2014 09:04	137757		50	50
240-39266-8	07/09/2014 09:04	137757		50	50
240-39266-9	07/09/2014 09:04	137757		50	50
240-39266-10	07/09/2014 09:04	137757		50	50
240-39266-11	07/09/2014 09:04	137757		50	50
240-39266-12	07/09/2014 09:04	137757		50	50
240-39266-13	07/09/2014 09:04	137757		50	50
240-39266-14	07/09/2014 09:04	137757		50	50
240-39266-15	07/09/2014 09:04	137757		50	50
240-39266-16	07/09/2014 09:04	137757		50	50
240-39266-17	07/09/2014 09:04	137757		50	50
240-39266-18	07/09/2014 09:04	137757		50	50
240-39266-19	07/09/2014 09:04	137757		50	50
240-39266-20	07/09/2014 09:04	137757		50	50

FORM XII-IN

12-IN

PREPARATION LOG

METALS

Lab Name: TestAmerica Canton Job No.: 240-39266-1

SDG No.:

Prep Method: 3005A

Lab Sample ID	Preparation Date	Prep Batch	Initial Weight	Initial Volume (mL)	Final Volume (mL)
MB 240-137760/1-A	07/09/2014 09:10	137760		50	50
LCS 240-137760/2-A	07/09/2014 09:10	137760		50	50
240-39266-21	07/09/2014 09:10	137760		50	50
240-39266-21 MS	07/09/2014 09:10	137760		50	50
240-39266-21 MSD	07/09/2014 09:10	137760		50	50
240-39266-22	07/09/2014 09:10	137760		50	50
240-39266-23	07/09/2014 09:10	137760		50	50
240-39266-24	07/09/2014 09:10	137760		50	50
240-39266-25	07/09/2014 09:10	137760		50	50
240-39266-26	07/09/2014 09:10	137760		50	50
240-39266-27	07/09/2014 09:10	137760		50	50
240-39266-28	07/09/2014 09:10	137760		50	50
240-39266-29	07/09/2014 09:10	137760		50	50
240-39266-30	07/09/2014 09:10	137760		50	50
240-39266-31	07/09/2014 09:10	137760		50	50
240-39266-32	07/09/2014 09:10	137760		50	50
240-39266-33	07/09/2014 09:10	137760		50	50
240-39266-34	07/09/2014 09:10	137760		50	50
240-39266-35	07/09/2014 09:10	137760		50	50
240-39266-36	07/09/2014 09:10	137760		50	50

13-IN
ANALYSIS RUN LOG
METALS

Lab Name: TestAmerica Canton Job No.: 240-39266-1

SDG No.:

Instrument ID: I11 Method: 6020

Start Date: 07/10/2014 14:21 End Date: 07/11/2014 04:03

Lab Sample ID	D/F	Type	Time	Analytes																		
				Ag	As	Ba	Be	Ca	Cd	Co	Cr	Cu	Mg	Mo	Ni	Pb	Sb	Se	Tl	V	W	Zn
ICIS 240-138086/1	1		14:21	X	X	X	X	X	X	X	X	X	X	X	X	X	X	X	X	X	X	X
STD2 240-138086/2 IC	1		14:28	X	X	X	X	X	X	X	X	X	X	X	X	X	X	X	X	X	X	X
STD3 240-138086/3 IC	1		14:35	X	X	X	X	X	X	X	X	X	X	X	X	X	X	X	X	X	X	X
STD4 240-138086/4 IC	1		14:42	X	X	X	X	X	X	X	X	X	X	X	X	X	X	X	X	X	X	X
ICV 240-138086/5	1		14:49	X	X	X	X	X	X	X	X	X	X	X	X	X	X	X	X	X	X	X
ICB 240-138086/6	1		14:56	X	X	X	X		X	X	X	X		X	X	X	X	X	X	X	X	X
CRI 240-138086/7	1		15:03	X	X	X	X	X	X	X	X	X	X	X	X	X	X	X	X	X	X	X
ICSA 240-138086/8	1		15:11	X	X	X	X	X	X	X	X	X	X	X	X	X	X	X	X	X	X	X
ICSAB 240-138086/9	1		15:18	X	X	X	X	X	X	X	X	X	X	X	X	X	X	X	X	X	X	X
CCV 240-138086/10	1		15:25	X	X	X	X	X	X	X	X	X	X	X	X	X	X	X	X	X	X	X
CCB 240-138086/11	1		15:32	X	X	X	X		X	X	X	X		X	X	X	X	X	X	X	X	X
MB 240-137760/1-A	1	R	15:39	X	X	X	X		X	X	X	X		X	X	X	X	X	X	X	X	X
LCS 240-137760/2-A	1	R	15:46	X	X	X	X	X	X	X	X	X	X	X	X	X	X	X	X	X	X	X
ZZZZZZ			15:53																			
ZZZZZZ			16:00																			
240-39266-21	1	D	16:07	X	X	X	X		X	X	X	X		X	X	X	X	X	X	X	X	X
240-39266-21 SD	5	D	16:14	X	X	X	X		X	X	X	X		X	X	X	X	X	X	X	X	X
ZZZZZZ			16:21																			
240-39266-21 MS	1	D	16:29	X	X	X	X	X	X	X	X	X	X	X	X	X	X	X	X	X	X	X
240-39266-21 MSD	1	D	16:36	X	X	X	X	X	X	X	X	X	X	X	X	X	X	X	X	X	X	X
240-39266-22	1	D	16:43	X	X	X	X		X	X	X	X		X	X	X	X	X	X	X	X	X
CCV 240-138086/22	1		16:50	X	X	X	X	X	X	X	X	X	X	X	X	X	X	X	X	X	X	X
CCB 240-138086/23	1		16:57	X	X	X	X		X	X	X	X		X	X	X	X	X	X	X	X	X
240-39266-23	1	D	17:04	X	X	X	X		X	X	X	X		X	X	X	X	X	X	X	X	X
240-39266-24	1	D	17:11	X	X	X	X		X	X	X	X		X	X	X	X	X	X	X	X	X
240-39266-25	1	D	17:18	X	X	X	X		X	X	X	X		X	X	X	X	X	X	X	X	X
240-39266-26	1	D	17:25	X	X	X	X		X	X	X	X		X	X	X	X	X	X	X	X	X
240-39266-27	1	D	17:32	X	X	X	X		X	X	X	X		X	X	X	X	X	X	X	X	X
240-39266-28	1	D	17:39	X	X	X	X		X	X	X	X		X	X	X	X	X	X	X	X	X
240-39266-29	1	D	17:47	X	X	X	X		X	X	X	X		X	X	X	X	X	X	X	X	X
240-39266-30	1	D	17:54	X	X	X	X		X	X	X	X		X	X	X	X	X	X	X	X	X
240-39266-31	1	D	18:01	X	X	X	X		X	X	X	X		X	X	X	X	X	X	X	X	X
240-39266-32	1	D	18:08	X	X	X	X		X	X	X	X		X	X	X	X	X	X	X	X	X
CCV 240-138086/34	1		18:15	X	X	X	X	X	X	X	X	X	X	X	X	X	X	X	X	X	X	X
CCB 240-138086/35	1		18:22	X	X	X	X		X	X	X	X		X	X	X	X	X	X	X	X	X
240-39266-33	1	D	18:29	X	X	X	X		X	X	X	X		X	X	X	X	X	X	X	X	X
240-39266-34	1	D	18:36	X	X	X	X		X	X	X	X		X	X	X	X	X	X	X	X	X
240-39266-35	1	D	18:43	X	X	X	X		X	X	X	X		X	X	X	X	X	X	X	X	X
240-39266-36	1	D	18:51	X	X	X	X		X	X	X	X		X	X	X	X	X	X	X	X	X
ZZZZZZ			18:58																			
ZZZZZZ			19:05																			
MB 240-137757/1-A	1	R	19:12	X	X	X	X		X	X	X	X		X	X	X	X	X	X	X	X	X

13-IN
ANALYSIS RUN LOG
METALS

Lab Name: TestAmerica Canton Job No.: 240-39266-1

SDG No.:

Instrument ID: I11 Method: 6020

Start Date: 07/10/2014 14:21 End Date: 07/11/2014 04:03

Lab Sample ID	D/F	Type	Time	Analytes																		
				Ag	As	Ba	Be	Ca	Cd	Co	Cr	Cu	Mg	Mo	Ni	Pb	Sb	Se	Tl	V	W	Zn
LCS 240-137757/2-A	1	R	19:19	X	X	X	X	X	X	X	X	X	X	X	X	X	X	X	X	X	X	X
240-39266-1	1	D	19:26	X	X	X	X		X	X	X	X		X	X	X	X	X	X	X	X	X
240-39266-1 SD	5	D	19:33	X	X	X	X		X	X	X	X		X	X	X	X	X	X	X	X	X
CCV 240-138086/46	1		19:40	X	X	X	X	X	X	X	X	X	X	X	X	X	X	X	X	X	X	X
CCB 240-138086/47	1		19:47	X	X	X	X		X	X	X	X		X	X	X	X	X	X	X	X	X
ZZZZZZ			19:54																			
240-39266-1 MS	1	D	20:01	X	X	X	X	X	X	X	X	X	X	X	X	X	X	X	X	X	X	X
240-39266-1 MSD	1	D	20:08	X	X	X	X	X	X	X	X	X	X	X	X	X	X	X	X	X	X	X
240-39266-2	1	D	20:16	X	X	X	X		X	X	X	X		X	X	X	X	X	X	X	X	X
240-39266-3	1	D	20:23	X	X	X	X		X	X	X	X		X	X	X	X	X	X	X	X	X
240-39266-4	1	D	20:30	X	X	X	X		X	X	X	X		X	X	X	X	X	X	X	X	X
240-39266-5	1	D	20:37	X	X	X	X		X	X	X	X		X	X	X	X	X	X	X	X	X
240-39266-6	1	D	20:44	X	X	X	X		X	X	X	X		X	X	X	X	X	X	X	X	X
240-39266-7	1	D	20:51	X	X	X	X		X	X	X	X		X	X	X	X	X	X	X	X	X
240-39266-8	1	D	20:58	X	X	X	X		X	X	X	X		X	X	X	X	X	X	X	X	X
CCV 240-138086/58	1		21:05	X	X	X	X	X	X	X	X	X	X	X	X	X	X	X	X	X	X	X
CCB 240-138086/59	1		21:12	X	X	X	X		X	X	X	X		X	X	X	X	X	X	X	X	X
240-39266-9	1	D	21:19	X	X	X	X		X	X	X	X		X	X	X	X	X	X	X	X	X
240-39266-10	1	D	21:26	X	X	X	X		X	X	X	X		X	X	X	X	X	X	X	X	X
240-39266-11	1	D	21:33	X	X	X	X		X	X	X	X		X	X	X	X	X	X	X	X	X
240-39266-12	1	D	21:41	X	X	X	X		X	X	X	X		X	X	X	X	X	X	X	X	X
240-39266-13	1	D	21:48	X	X	X	X		X	X	X	X		X	X	X	X	X	X	X	X	X
240-39266-14	1	D	21:55	X	X	X	X		X	X	X	X		X	X	X	X	X	X	X	X	X
240-39266-15	1	D	22:02	X	X	X	X		X	X	X	X		X	X	X	X	X	X	X	X	X
240-39266-16	1	D	22:09	X	X	X	X		X	X	X	X		X	X	X	X	X	X	X	X	X
240-39266-17	1	D	22:16	X	X	X	X		X	X	X	X		X	X	X	X	X	X	X	X	X
240-39266-18	1	D	22:23	X	X	X	X		X	X	X	X		X	X	X	X	X	X	X	X	X
CCV 240-138086/70	1		22:30	X	X	X	X	X	X	X	X	X	X	X	X	X	X	X	X	X	X	X
CCB 240-138086/71	1		22:37	X	X	X	X		X	X	X	X		X	X	X	X	X	X	X	X	X
240-39266-19	1	D	22:44	X	X	X	X		X	X	X	X		X	X	X	X	X	X	X	X	X
240-39266-20	1	D	22:51	X	X	X	X		X	X	X	X		X	X	X	X	X	X	X	X	X
CCV 240-138086/74	1		22:58	X	X	X	X	X	X	X	X	X	X	X	X	X	X	X	X	X	X	X
CCB 240-138086/75	1		23:05	X	X	X	X		X	X	X	X		X	X	X	X	X	X	X	X	X
ICSA 240-138086/76			23:13																			
ICSAB 240-138086/77			23:20																			
CCV 240-138086/78			23:27																			
CCB 240-138086/79			23:34																			
ZZZZZZ			23:41																			
CCV 240-138086/81			23:48																			
CCB 240-138086/82			23:55																			
ZZZZZZ			00:02																			
ZZZZZZ			00:09																			

13-IN
ANALYSIS RUN LOG
METALS

Lab Name: TestAmerica Canton Job No.: 240-39266-1

SDG No.:

Instrument ID: I11 Method: 6020

Start Date: 07/10/2014 14:21 End Date: 07/11/2014 04:03

Lab Sample ID	D / F	Type	Time	Analytes																			
				Ag	As	Ba	Be	Ca	Cd	Co	Cr	Cu	Mg	Mo	Ni	Pb	Sb	Se	Tl	V	W	Zn	
ZZZZZZ			00:16																				
ZZZZZZ			00:23																				
ZZZZZZ			00:30																				
ZZZZZZ			00:38																				
ZZZZZZ			00:45																				
ZZZZZZ			00:52																				
ZZZZZZ			00:59																				
ZZZZZZ			01:06																				
CCV 240-138086/93			01:13																				
CCB 240-138086/94			01:20																				
ZZZZZZ			01:27																				
ZZZZZZ			01:34																				
ZZZZZZ			01:41																				
ZZZZZZ			01:48																				
ZZZZZZ			01:56																				
ZZZZZZ			02:03																				
ZZZZZZ			02:10																				
ZZZZZZ			02:17																				
ZZZZZZ			02:24																				
ZZZZZZ			02:31																				
CCV 240-138086/105			02:38																				
CCB 240-138086/106			02:45																				
CRI 240-138086/107			02:52																				
ZZZZZZ			02:59																				
ZZZZZZ			03:07																				
ZZZZZZ			03:14																				
ZZZZZZ			03:21																				
ZZZZZZ			03:28																				
ZZZZZZ			03:35																				
ZZZZZZ			03:42																				
ZZZZZZ			03:49																				
CCV 240-138086/116			03:56																				
CCB 240-138086/117			04:03																				

Prep Types
D = Dissolved
R = Total Recoverable

2A-IN
CALIBRATION VERIFICATIONS
METALS

Lab Name: TestAmerica Canton Job No.: 240-39266-1

SDG No.:

ICV Source: MTMSICVW_00035 Concentration Units: ug/L

CCV Source: MTMSCAL2CCVW_00094

Analyte	ICV 240-138086/5 07/10/2014 14:49				CCV 240-138086/10 07/10/2014 15:25				CCV 240-138086/22 07/10/2014 16:50			
	Found	C	True	%R	Found	C	True	%R	Found	C	True	%R
Antimony	39.8		40.0	99	50.0		50.0	100	50.4		50.0	101
Arsenic	40.0		40.0	100	50.0		50.0	100	50.3		50.0	101
Barium	41.7		40.0	104	49.2		50.0	98	50.5		50.0	101
Beryllium	40.6		40.0	101	48.7		50.0	97	50.0		50.0	100
Cadmium	42.3		40.0	106	50.5		50.0	101	51.5		50.0	103
Calcium	20600		20000	103	26000		25000	104	25800		25000	103
Chromium	41.2		40.0	103	49.7		50.0	99	50.1		50.0	100
Cobalt	40.7		40.0	102	49.3		50.0	99	50.1		50.0	100
Copper	42.2		40.0	106	50.4		50.0	101	50.9		50.0	102
Lead	42.7		40.0	107	52.3		50.0	105	52.0		50.0	104
Magnesium	19900		20000	99	24600		25000	98	24700		25000	99
Molybdenum	40.9		40.0	102	51.3		50.0	103	50.2		50.0	100
Nickel	42.1		40.0	105	50.2		50.0	100	50.2		50.0	100
Selenium	41.7		40.0	104	50.0		50.0	100	51.1		50.0	102
Silver	41.7		40.0	104	50.7		50.0	101	50.9		50.0	102
Thallium	42.4		40.0	106	51.4		50.0	103	51.7		50.0	103
Tungsten	40.4		40.0	101	50.4		50.0	101	50.2		50.0	100
Vanadium	40.7		40.0	102	49.6		50.0	99	50.0		50.0	100
Zinc	40.9		40.0	102	49.3		50.0	99	48.4		50.0	97

Note! Calculations are performed before rounding to avoid round-off errors in calculated results.
Italicized analytes were not requested for this sequence.

2A-IN
CALIBRATION VERIFICATIONS
METALS

Lab Name: TestAmerica Canton Job No.: 240-39266-1

SDG No.:

ICV Source: MTMSICVW_00035 Concentration Units: ug/L

CCV Source: MTMSCAL2CCVW_00094

Analyte	CCV 240-138086/34 07/10/2014 18:15				CCV 240-138086/46 07/10/2014 19:40				CCV 240-138086/58 07/10/2014 21:05			
	Found	C	True	%R	Found	C	True	%R	Found	C	True	%R
Antimony	50.6		50.0	101	50.0		50.0	100	50.2		50.0	100
Arsenic	50.5		50.0	101	50.6		50.0	101	50.8		50.0	102
Barium	50.4		50.0	101	50.5		50.0	101	50.9		50.0	102
Beryllium	50.2		50.0	100	50.3		50.0	101	50.4		50.0	101
Cadmium	51.3		50.0	103	50.4		50.0	101	50.4		50.0	101
Calcium	25600		25000	102	25400		25000	101	25200		25000	101
Chromium	49.8		50.0	100	50.0		50.0	100	49.4		50.0	99
Cobalt	50.2		50.0	100	50.0		50.0	100	49.9		50.0	100
Copper	51.7		50.0	103	50.8		50.0	102	51.4		50.0	103
Lead	50.9		50.0	102	49.8		50.0	100	51.2		50.0	102
Magnesium	25000		25000	100	25400		25000	102	24700		25000	99
Molybdenum	50.3		50.0	101	50.5		50.0	101	50.2		50.0	100
Nickel	50.7		50.0	101	50.8		50.0	102	50.1		50.0	100
Selenium	50.9		50.0	102	50.4		50.0	101	51.0		50.0	102
Silver	50.9		50.0	102	50.8		50.0	102	50.7		50.0	101
Thallium	50.1		50.0	100	49.4		50.0	99	50.4		50.0	101
Tungsten	49.6		50.0	99	48.8		50.0	98	49.9		50.0	100
Vanadium	50.4		50.0	101	50.2		50.0	100	50.0		50.0	100
Zinc	48.8		50.0	98	49.3		50.0	99	48.4		50.0	97

Note! Calculations are performed before rounding to avoid round-off errors in calculated results.
Italicized analytes were not requested for this sequence.

2A-IN
CALIBRATION VERIFICATIONS
METALS

Lab Name: TestAmerica Canton Job No.: 240-39266-1

SDG No.:

ICV Source: MTMSICVW_00035 Concentration Units: ug/L

CCV Source: MTMSCAL2CCVW_00094

Analyte	CCV 240-138086/70 07/10/2014 22:30				CCV 240-138086/74 07/10/2014 22:58							
	Found	C	True	%R	Found	C	True	%R	Found	C	True	%R
Antimony	50.8		50.0	102	50.8		50.0	102				
Arsenic	50.3		50.0	101	51.0		50.0	102				
Barium	50.4		50.0	101	50.6		50.0	101				
Beryllium	50.2		50.0	100	50.7		50.0	101				
Cadmium	50.5		50.0	101	51.3		50.0	103				
Calcium	25400		25000	101	25400		25000	102				
Chromium	50.3		50.0	101	49.9		50.0	100				
Cobalt	50.3		50.0	101	50.4		50.0	101				
Copper	51.5		50.0	103	51.7		50.0	103				
Lead	51.2		50.0	102	51.2		50.0	102				
Magnesium	25400		25000	101	25100		25000	100				
Molybdenum	50.7		50.0	101	50.9		50.0	102				
Nickel	51.0		50.0	102	50.7		50.0	101				
Selenium	51.3		50.0	103	50.9		50.0	102				
Silver	51.1		50.0	102	51.3		50.0	103				
Thallium	50.3		50.0	101	50.3		50.0	101				
Tungsten	49.9		50.0	100	49.8		50.0	100				
Vanadium	50.2		50.0	100	49.8		50.0	100				
Zinc	50.5		50.0	101	49.5		50.0	99				

Note! Calculations are performed before rounding to avoid round-off errors in calculated results.
Italicized analytes were not requested for this sequence.

2B-IN
CRQL CHECK STANDARD
METALS

Lab Name: TestAmerica Canton Job No.: 240-39266-1

SDG No.:

Method: 6020 Instrument ID: I11

Lab Sample ID: CRI 240-138086/7 Concentration Units: ug/L

CRQL Check Standard Source: MTMSCRI6020AW_00012

Analyte	CRQL Check Standard				
	True	Found	Qualifiers	%R(1)	Limits
Antimony	2.00	1.98	J	99	50-150
Arsenic	5.00	4.99	J	100	50-150
Barium	5.00	5.19		104	50-150
Beryllium	1.00	1.01		101	50-150
Cadmium	1.00	1.00		100	50-150
Chromium	2.00	2.06		103	50-150
Cobalt	1.00	1.08		108	50-150
Copper	2.00	2.21		111	50-150
Lead	1.00	1.06		106	50-150
Molybdenum	10.0	10.1		101	50-150
Nickel	2.00	1.94	J	97	50-150
Selenium	5.00	4.94	J	99	50-150
Silver	1.00	1.16		116	50-150
Thallium	2.00	2.12		106	50-150
Vanadium	5.00	5.17		103	50-150
Zinc	20.0	19.1	J	95	50-150
Calcium	1000	1040		104	50-150
Magnesium	1000	1020		102	50-150
Tungsten	10.0	9.96	J	100	50-150

Note! Calculations are performed before rounding to avoid round-off errors in calculated results.

FORM IIB-IN

3-IN
INSTRUMENT BLANKS
METALS

Lab Name: TestAmerica Canton Job No.: 240-39266-1

SDG No.:

Concentration Units: ug/L

Analyte	RL	ICB 240-138086/6 07/10/2014 14:56		CCB 240-138086/11 07/10/2014 15:32		CCB 240-138086/23 07/10/2014 16:57		CCB 240-138086/35 07/10/2014 18:22	
		Found	C	Found	C	Found	C	Found	C
Antimony	2.0	0.122	J	2.0	U	2.0	U	2.0	U
Arsenic	5.0	5.0	U	5.0	U	0.237	J	5.0	U
Barium	5.0	5.0	U	5.0	U	5.0	U	5.0	U
Beryllium	1.0	1.0	U	1.0	U	0.167	J	1.0	U
Cadmium	1.0	1.0	U	1.0	U	0.248	J	0.0500	J
Calcium	1000	1000	U	1000	U	1000	U	1000	U
Chromium	2.0	2.0	U	2.0	U	0.237	J	2.0	U
Cobalt	1.0	1.0	U	1.0	U	0.247	J	0.0530	J
Copper	2.0	2.0	U	2.0	U	0.253	J	2.0	U
Lead	1.0	1.0	U	1.0	U	0.301	J	1.0	U
Magnesium	1000	1000	U	1000	U	29.2	J	32.1	J
Molybdenum	10	10	U	10	U	10	U	10	U
Nickel	2.0	2.0	U	2.0	U	0.168	J	2.0	U
Selenium	5.0	5.0	U	5.0	U	5.0	U	5.0	U
Silver	1.0	0.0100	J	1.0	U	0.0570	J	0.0380	J
Thallium	2.0	2.0	U	2.0	U	0.516	J	2.0	U
Tungsten	10	0.206	J	0.184	J	0.248	J	0.143	J
Vanadium	5.0	5.0	U	5.0	U	0.199	J	5.0	U
Zinc	20	20	U	20	U	20	U	20	U

Italicized analytes were not requested for this sequence.

3-IN
INSTRUMENT BLANKS
METALS

Lab Name: TestAmerica Canton Job No.: 240-39266-1

SDG No.:

Concentration Units: ug/L

Analyte	RL	CCB 240-138086/47 07/10/2014 19:47		CCB 240-138086/59 07/10/2014 21:12		CCB 240-138086/71 07/10/2014 22:37		CCB 240-138086/75 07/10/2014 23:05	
		Found	C	Found	C	Found	C	Found	C
Antimony	2.0	2.0	U	2.0	U	2.0	U	2.0	U
Arsenic	5.0	5.0	U	5.0	U	5.0	U	5.0	U
Barium	5.0	5.0	U	5.0	U	5.0	U	5.0	U
Beryllium	1.0	0.0600	J	0.0780	J	1.0	U	1.0	U
Cadmium	1.0	0.0660	J	0.0440	J	0.0410	J	0.0440	J
Calcium	1000	1000	U	1000	U	1000	U	1000	U
Chromium	2.0	2.0	U	2.0	U	2.0	U	2.0	U
Cobalt	1.0	0.0700	J	0.0490	J	0.0410	J	0.0590	J
Copper	2.0	2.0	U	2.0	U	2.0	U	2.0	U
Lead	1.0	1.0	U	1.0	U	1.0	U	1.0	U
Magnesium	1000	15.5	J	25.4	J	1000	U	43.2	J
Molybdenum	10	10	U	10	U	10	U	10	U
Nickel	2.0	2.0	U	2.0	U	2.0	U	2.0	U
Selenium	5.0	5.0	U	5.0	U	5.0	U	5.0	U
Silver	1.0	0.0380	J	0.0380	J	0.0320	J	0.0590	J
Thallium	2.0	2.0	U	2.0	U	2.0	U	2.0	U
Tungsten	10	0.174	J	0.147	J	0.143	J	0.147	J
Vanadium	5.0	5.0	U	5.0	U	5.0	U	5.0	U
Zinc	20	20	U	20	U	20	U	20	U

Italicized analytes were not requested for this sequence.

3-IN
METHOD BLANK
METALS - TOTAL RECOVERABLE

Lab Name: TestAmerica Canton Job No.: 240-39266-1

SDG No.:

Concentration Units: ug/L Lab Sample ID: MB 240-137757/1-A

Instrument Code: I11 Batch No.: 138086

CAS No.	Analyte	Concentration	C	Q	Method
7440-36-0	Antimony	0.259	J		6020
7440-38-2	Arsenic	0.113	J		6020
7440-39-3	Barium	5.0	U		6020
7440-41-7	Beryllium	0.0380	J		6020
7440-43-9	Cadmium	1.0	U		6020
7440-47-3	Chromium	2.15			6020
7440-48-4	Cobalt	1.0	U		6020
7440-50-8	Copper	2.0	U		6020
7439-92-1	Lead	1.0	U		6020
7439-98-7	Molybdenum	10	U		6020
7440-02-0	Nickel	0.182	J		6020
7782-49-2	Selenium	5.0	U		6020
7440-22-4	Silver	1.0	U		6020
7440-28-0	Thallium	2.0	U		6020
7440-62-2	Vanadium	5.0	U		6020
7440-66-6	Zinc	20	U		6020
7440-70-2	Calcium	95.3	J		6020
7439-95-4	Magnesium	25.0	J		6020
7440-33-7	Tungsten	10	U		6020

3-IN
METHOD BLANK
METALS - TOTAL RECOVERABLE

Lab Name: TestAmerica Canton Job No.: 240-39266-1

SDG No.:

Concentration Units: ug/L Lab Sample ID: MB 240-137760/1-A

Instrument Code: I11 Batch No.: 138086

CAS No.	Analyte	Concentration	C	Q	Method
7440-36-0	Antimony	0.407	J		6020
7440-38-2	Arsenic	0.0860	J		6020
7440-39-3	Barium	5.0	U		6020
7440-41-7	Beryllium	1.0	U		6020
7440-43-9	Cadmium	1.0	U		6020
7440-47-3	Chromium	2.0	U		6020
7440-48-4	Cobalt	1.0	U		6020
7440-50-8	Copper	2.0	U		6020
7439-92-1	Lead	1.0	U		6020
7439-98-7	Molybdenum	10	U		6020
7440-02-0	Nickel	0.0980	J		6020
7782-49-2	Selenium	5.0	U		6020
7440-22-4	Silver	1.0	U		6020
7440-28-0	Thallium	2.0	U		6020
7440-62-2	Vanadium	5.0	U		6020
7440-66-6	Zinc	20	U		6020
7440-70-2	Calcium	1000	U		6020
7439-95-4	Magnesium	1000	U		6020
7440-33-7	Tungsten	0.0980	J		6020

FORM III-IN

4A-IN
INTERFERENCE CHECK STANDARD
METALS

Lab Name: TestAmerica Canton Job No.: 240-39266-1

SDG No.:

Lab Sample ID: ICSA 240-138086/8 Instrument ID: I11

Lab File ID: I11071014D.csv ICS Source: MTMSICSAW_00036

Concentration Units: ug/L

Analyte	True Solution A	Found Solution A	Percent Recovery
Antimony		**0.0530**	
Arsenic		**0.0640**	
Barium		**0.0540**	
Beryllium		**0.0050**	
Cadmium		**-0.136**	
Calcium	**50000**	**51470**	**103**
Chromium		**0.685**	
Cobalt		**0.0510**	
Copper		**0.283**	
Lead		**0.0910**	
Magnesium	**50000**	**48550**	**97**
Molybdenum	**1000**	**1000**	**100**
Nickel		**0.0320**	
Selenium		**0.0270**	
Silver		**0.0110**	
Thallium		**0.0330**	
Tungsten		**0.155**	
Vanadium		**-0.0870**	
Zinc		**-2.37**	
Aluminum	*50000*	*47870*	*96*
Boron		*-0.505*	
Iron	*50000*	*50050*	*100*
Manganese		*0.178*	
Potassium	*50000*	*50510*	*101*
Sodium	*50000*	*49250*	*99*
Strontium		*0.345*	
Tin		*0.0690*	
Titanium	*1000*	*983*	*98*

Calculations are performed before rounding to avoid round-off errors in calculated results.

FORM IVA-IN

4A-IN
INTERFERENCE CHECK STANDARD
METALS

Lab Name: TestAmerica Canton Job No.: 240-39266-1

SDG No.:

Lab Sample ID: ICSAB 240-138086/9 Instrument ID: I11

Lab File ID: I11071014D.csv ICS Source: MTMSICSABW_00036

Concentration Units: ug/L

Analyte	True Solution AB	Found Solution AB	Found Percent Recovery
Antimony	**100**	**99.8**	**100**
Arsenic	**100**	**99.0**	**99**
Barium	**100**	**101**	**101**
Beryllium	**100**	**97.7**	**98**
Cadmium	**100**	**100**	**100**
Calcium	**50000**	**52220**	**104**
Chromium	**100**	**100**	**100**
Cobalt	**100**	**97.7**	**98**
Copper	**100**	**98.3**	**98**
Lead	**100**	**103**	**103**
Magnesium	**50000**	**49050**	**98**
Molybdenum	**1100**	**1104**	**100**
Nickel	**100**	**97.0**	**97**
Selenium	**100**	**99.0**	**99**
Silver	**100**	**98.2**	**98**
Thallium	**100**	**103**	**103**
Tungsten	**100**	**103**	**103**
Vanadium	**100**	**99.2**	**99**
Zinc	**100**	**101**	**101**
Aluminum	*50000*	*48240*	*96*
Boron	*100*	*98.2*	*98*
Iron	*50000*	*49650*	*99*
Manganese	*100*	*104*	*104*
Potassium	*50000*	*51220*	*102*
Sodium	*50000*	*49530*	*99*
Strontium	*100*	*100.0*	*100*
Tin	*100*	*100*	*100*
Titanium	*1100*	*1076*	*98*

Calculations are performed before rounding to avoid round-off errors in calculated results.

FORM IVA-IN

5A-IN
MATRIX SPIKE SAMPLE RECOVERY
METALS - DISSOLVED

Client ID: MSA-SW37A-070714 MS
Lab ID: 240-39266-1 MS
Lab Name: TestAmerica Canton
Job No.: 240-39266-1
SDG No.:
Matrix: Water
Concentration Units: ug/L
% Solids:

Analyte	SSR	C	Sample Result (SR)	C	Spike Added (SA)	%R	Control Limit %R	Q	Method
Antimony	98.3		0.53	J	100	98	44-153		6020
Arsenic	954		1.4	J	1000	95	82-123		6020
Barium	996		13		1000	98	45-144		6020
Beryllium	933		0.23	J	1000	93	77-124		6020
Cadmium	966		0.36	J	1000	97	78-117		6020
Chromium	948		0.47	J	1000	95	72-110		6020
Cobalt	932		0.27	J	1000	93	67-114		6020
Copper	941		5.6		1000	94	60-123		6020
Lead	894		0.23	J	1000	89	73-115		6020
Molybdenum	103		1.6	J	100	102	80-110		6020
Nickel	939		1.5	J	1000	94	72-111		6020
Selenium	944		0.61	J	1000	94	72-148		6020
Silver	97.6		0.022	J	100	98	10-139		6020
Thallium	229		0.60	J	250	91	69-117		6020
Vanadium	950		1.2	J	1000	95	70-112		6020
Zinc	940		2.3	J	1000	94	49-156		6020
Calcium	34400		24000		10000	104	70-130		6020
Magnesium	41100		32000		10000	92	70-130		6020
Tungsten	98.6		0.26	J	100	98	43-133		6020
Mercury	0.887		0.20	U	1.00	89	69-134		7470A

SSR = Spiked Sample Result

Calculations are performed before rounding to avoid round-off errors in calculated results.

FORM VA - IN

5A-IN
MATRIX SPIKE DUPLICATE SAMPLE RECOVERY
METALS - DISSOLVED

Client ID: MSA-SW37A-070714 MSD
Lab ID: 240-39266-1 MSD
Lab Name: TestAmerica Canton
Job No.: 240-39266-1
SDG No.:
Matrix: Water
Concentration Units: ug/L
% Solids:

Analyte	(SDR)	C	Spike Added (SA)	%R	Control Limit %R	RPD	RPD Limit	Q	Method
Antimony	100		100	100	44-153	2	20		6020
Arsenic	969		1000	97	82-123	2	20		6020
Barium	1010		1000	99	45-144	1	20		6020
Beryllium	951		1000	95	77-124	2	20		6020
Cadmium	977		1000	98	78-117	1	20		6020
Chromium	956		1000	96	72-110	1	20		6020
Cobalt	939		1000	94	67-114	1	20		6020
Copper	952		1000	95	60-123	1	20		6020
Lead	892		1000	89	73-115	0	20		6020
Molybdenum	106		100	104	80-110	2	20		6020
Nickel	951		1000	95	72-111	1	20		6020
Selenium	947		1000	95	72-148	0	20		6020
Silver	99.0		100	99	10-139	1	20		6020
Thallium	231		250	92	69-117	1	20		6020
Vanadium	960		1000	96	70-112	1	20		6020
Zinc	957		1000	95	49-156	2	20		6020
Calcium	34400		10000	104	70-130	0	20		6020
Magnesium	41500		10000	95	70-130	1	20		6020
Tungsten	99.9		100	100	43-133	1	20		6020
Mercury	0.842		1.00	84	69-134	5	20		7470A

SDR = Sample Duplicate Result

Calculations are performed before rounding to avoid round-off errors in calculated results.

FORM VD - IN

5A-IN
MATRIX SPIKE SAMPLE RECOVERY
METALS - DISSOLVED

Client ID: MSA-SW42A-070714 MS
Lab ID: 240-39266-21 MS
Lab Name: TestAmerica Canton
Job No.: 240-39266-1
SDG No.:
Matrix: Water
Concentration Units: ug/L
% Solids:

Analyte	SSR	C	Sample Result (SR)	C	Spike Added (SA)	%R	Control Limit %R	Q	Method
Antimony	99.3		0.47	J	100	99	44-153		6020
Arsenic	950		1.2	J	1000	95	82-123		6020
Barium	1000		12		1000	99	45-144		6020
Beryllium	922		0.074	J	1000	92	77-124		6020
Cadmium	971		0.20	J	1000	97	78-117		6020
Chromium	957		0.33	J	1000	96	72-110		6020
Cobalt	931		0.11	J	1000	93	67-114		6020
Copper	942		5.9		1000	94	60-123		6020
Lead	901		1.0	U	1000	90	73-115		6020
Molybdenum	104		1.5	J	100	102	80-110		6020
Nickel	942		1.3	J	1000	94	72-111		6020
Selenium	933		5.0	U	1000	93	72-148		6020
Silver	97.8		1.0	U	100	98	10-139		6020
Thallium	229		2.0	U	250	92	69-117		6020
Vanadium	962		1.2	J	1000	96	70-112		6020
Zinc	943		2.3	J	1000	94	49-156		6020
Calcium	34600		25000		10000	101	70-130		6020
Magnesium	41500		32000		10000	96	70-130		6020
Tungsten	99.5		0.14	J	100	99	43-133		6020
Mercury	0.836		0.20	U	1.00	84	69-134		7470A

SSR = Spiked Sample Result

Calculations are performed before rounding to avoid round-off errors in calculated results.

FORM VA - IN

5A-IN

MATRIX SPIKE DUPLICATE SAMPLE RECOVERY

METALS - DISSOLVED

Client ID: MSA-SW42A-070714 MSD | Lab ID: 240-39266-21 MSD

Lab Name: TestAmerica Canton | Job No.: 240-39266-1

SDG No.:

Matrix: Water | Concentration Units: ug/L

% Solids:

Analyte	(SDR)	C	Spike Added (SA)	%R	Control Limit %R	RPD	RPD Limit	Q	Method
Antimony	98.8		100	98	44-153	1	20		6020
Arsenic	951		1000	95	82-123	0	20		6020
Barium	999		1000	99	45-144	0	20		6020
Beryllium	924		1000	92	77-124	0	20		6020
Cadmium	967		1000	97	78-117	0	20		6020
Chromium	955		1000	95	72-110	0	20		6020
Cobalt	928		1000	93	67-114	0	20		6020
Copper	943		1000	94	60-123	0	20		6020
Lead	891		1000	89	73-115	1	20		6020
Molybdenum	103		100	102	80-110	1	20		6020
Nickel	945		1000	94	72-111	0	20		6020
Selenium	936		1000	94	72-148	0	20		6020
Silver	97.8		100	98	10-139	0	20		6020
Thallium	231		250	92	69-117	1	20		6020
Vanadium	959		1000	96	70-112	0	20		6020
Zinc	946		1000	94	49-156	0	20		6020
Calcium	34500		10000	100	70-130	0	20		6020
Magnesium	41000		10000	91	70-130	1	20		6020
Tungsten	99.2		100	99	43-133	0	20		6020
Mercury	0.834		1.00	83	69-134	0	20		7470A

SDR = Sample Duplicate Result

Calculations are performed before rounding to avoid round-off errors in calculated results.

FORM VD - IN

7A-IN
LAB CONTROL SAMPLE
METALS - TOTAL RECOVERABLE

Lab ID: LCS 240-137760/2-A

Lab Name: TestAmerica Canton Job No.: 240-39266-1

Sample Matrix: Water LCS Source: MTICPMSB_00018

Analyte	Water(ug/L)							
	True	Found	C	%R	Limits		Q	Method
Antimony	100	98.4		98	80	120		6020
Arsenic	1000	977		98	80	120		6020
Barium	1000	975		98	80	120		6020
Beryllium	1000	936		94	80	120		6020
Cadmium	1000	1020		102	80	120		6020
Chromium	1000	967		97	80	120		6020
Cobalt	1000	958		96	80	120		6020
Copper	1000	1010		101	80	120		6020
Lead	1000	950		95	80	120		6020
Molybdenum	100	100		100	80	120		6020
Nickel	1000	998		100	80	120		6020
Selenium	1000	985		99	80	120		6020
Silver	100	104		104	80	120		6020
Thallium	250	243		97	80	120		6020
Vanadium	1000	944		94	80	120		6020
Zinc	1000	1040		104	80	120		6020
Calcium	10000	10600		106	80	120		6020
Magnesium	10000	9740		97	80	120		6020
Tungsten	100	98.7		99	80	120		6020

Calculations are performed before rounding to avoid round-off errors in calculated results.

FORM VIIA - IN

7A-IN
LAB CONTROL SAMPLE
METALS - TOTAL RECOVERABLE

Lab ID: LCS 240-137757/2-A

Lab Name: TestAmerica Canton Job No.: 240-39266-1

Sample Matrix: Water LCS Source: MTICPMSB_00018

Analyte	Water(ug/L)							
	True	Found	C	%R	Limits		Q	Method
Antimony	100	99.8		100	80	120		6020
Arsenic	1000	995		99	80	120		6020
Barium	1000	994		99	80	120		6020
Beryllium	1000	992		99	80	120		6020
Cadmium	1000	1030		103	80	120		6020
Chromium	1000	972		97	80	120		6020
Cobalt	1000	970		97	80	120		6020
Copper	1000	1020		102	80	120		6020
Lead	1000	925		92	80	120		6020
Molybdenum	100	102		102	80	120		6020
Nickel	1000	1010		101	80	120		6020
Selenium	1000	1020		102	80	120		6020
Silver	100	105		105	80	120		6020
Thallium	250	227		91	80	120		6020
Vanadium	1000	955		96	80	120		6020
Zinc	1000	1050		105	80	120		6020
Calcium	10000	10500		105	80	120		6020
Magnesium	10000	9950		99	80	120		6020
Tungsten	100	97.0		97	80	120		6020

Calculations are performed before rounding to avoid round-off errors in calculated results.

FORM VIIA - IN

8-IN
ICP-AES AND ICP-MS SERIAL DILUTIONS
METALS - DISSOLVED

Lab ID: 240-39266-1

SDG No:

Lab Name: TestAmerica Canton Job No: 240-39266-1

Matrix: Water Concentration Units: ug/L

Analyte	Initial Sample Result (I)	C	Serial Dilution Result (S)	C	% Difference	Q	Method
Antimony	0.53	J	0.570	J	NC		6020
Arsenic	1.4	J	2.25	J	NC		6020
Barium	13		13.6	J	NC		6020
Beryllium	0.23	J	0.415	J	NC		6020
Cadmium	0.36	J	1.03	J	NC		6020
Chromium	0.47	J	1.09	J	NC		6020
Cobalt	0.27	J	0.850	J	NC		6020
Copper	5.6		6.68	J	NC		6020
Lead	0.23	J	0.920	J	NC		6020
Molybdenum	1.6	J	50	U	NC		6020
Nickel	1.5	J	1.45	J	NC		6020
Selenium	0.61	J	25	U	NC		6020
Silver	0.022	J	0.0800	J	NC		6020
Thallium	0.60	J	10	U	NC		6020
Vanadium	1.2	J	1.82	J	NC		6020
Zinc	2.3	J	100	U	NC		6020
Calcium	24000		24700		NC		6020
Magnesium	32000		33300		NC		6020
Tungsten	0.26	J	0.285	J	NC		6020

Calculations are performed before rounding to avoid round-off errors in calculated results.

FORM VIII-IN

8-IN

ICP-AES AND ICP-MS SERIAL DILUTIONS

METALS - DISSOLVED

Lab ID: 240-39266-21

SDG No:

Lab Name: TestAmerica Canton Job No: 240-39266-1

Matrix: Water Concentration Units: ug/L

Analyte	Initial Sample Result (I)	C	Serial Dilution Result (S)	C	% Difference	Q	Method
Antimony	0.47	J	10	U	NC		6020
Arsenic	1.2	J	1.46	J	NC		6020
Barium	12		12.6	J	NC		6020
Beryllium	0.074	J	0.490	J	NC		6020
Cadmium	0.20	J	0.300	J	NC		6020
Chromium	0.33	J	10	U	NC		6020
Cobalt	0.11	J	0.225	J	NC		6020
Copper	5.9		6.20	J	NC		6020
Lead	1.0	U	5.0	U	NC		6020
Molybdenum	1.5	J	50	U	NC		6020
Nickel	1.3	J	1.19	J	NC		6020
Selenium	5.0	U	25	U	NC		6020
Silver	1.0	U	5.0	U	NC		6020
Thallium	2.0	U	10	U	NC		6020
Vanadium	1.2	J	25	U	NC		6020
Zinc	2.3	J	100	U	NC		6020
Calcium	25000		25400		NC		6020
Magnesium	32000		33300		NC		6020
Tungsten	0.14	J	0.170	J	NC		6020

Calculations are performed before rounding to avoid round-off errors in calculated results.

FORM VIII-IN

9-IN

DETECTION LIMITS

METALS - DISSOLVED

Lab Name: TestAmerica Canton Job Number: 240-39266-1

SDG Number:

Matrix: Water Instrument ID: I11

Method: 6020 MDL Date: 09/13/2013 14:08

Prep Method: 3005A

Analyte	Wavelength/ Mass	RL (ug/L)	MDL (ug/L)
Antimony	121.00	2	0.11
Arsenic	75.00	5	0.063
Barium	137.00	5	0.32
Beryllium	9.00	1	0.031
Cadmium	111.00	1	0.026
Chromium	52.00	2	0.13
Cobalt	59.00	1	0.02
Copper	65.00	2	0.24
Lead	208.00	1	0.14
Molybdenum	95.00	10	0.81
Nickel	60.00	2	0.088
Selenium	78.00	5	0.34
Silver	107.00	1	0.0083
Thallium	205.00	2	0.4
Tungsten	182.00	10	0.017
Vanadium	51.00	5	0.15
Zinc	66.00	20	2.08

9-IN

CALIBRATION BLANK DETECTION LIMITS

METALS - DISSOLVED

Lab Name: TestAmerica Canton Job Number: 240-39266-1

SDG Number:

Matrix: Water Instrument ID: I11

Method: 6020 XMDL Date: 09/13/2013 14:09

Analyte	Wavelength/ Mass	XRL (ug/L)	XMDL (ug/L)
Antimony	121.00	2	0.11
Arsenic	75.00	5	0.063
Barium	137.00	5	0.32
Beryllium	9.00	1	0.031
Cadmium	111.00	1	0.026
Chromium	52.00	2	0.13
Cobalt	59.00	1	0.02
Copper	65.00	2	0.24
Lead	208.00	1	0.14
Molybdenum	95.00	10	0.81
Nickel	60.00	2	0.088
Selenium	78.00	5	0.34
Silver	107.00	1	0.0083
Thallium	205.00	2	0.4
Tungsten	182.00	10	0.017
Vanadium	51.00	5	0.15
Zinc	66.00	20	2.08

11-IN
LINEAR RANGES
METALS

Lab Name: TestAmerica Canton Job No: 240-39266-1

SDG No.:

Instrument ID: I11 Date: 03/10/2014 12:42

Analyte	Integ. Time (Sec.)	Concentration (ppb)	Method
Antimony		1000	6020
Arsenic		10000	6020
Barium		10000	6020
Beryllium		10000	6020
Cadmium		10000	6020
Chromium		10000	6020
Cobalt		10000	6020
Copper		10000	6020
Lead		10000	6020
Molybdenum		2000	6020
Nickel		10000	6020
Selenium		10000	6020
Silver		500	6020
Thallium		500	6020
Vanadium		10000	6020
Zinc		10000	6020
Tungsten		5000	6020

15-IN
ICP-MS INTERNAL STANDARDS RELATIVE INTENSITY SUMMARY
METALS

Lab Name: TestAmerica Canton Job No.: 240-39266-1

SDG No.:

ICP-MS Instrument ID: I11 Start Date: 07/10/2014 End Date: 07/10/2014

Lab Sample ID	Time	Internal Standards %RI For:									
		Element Li-6	Q	Element Sc	Q	Element Sc	Q	Element Ge	Q	Element In	Q
ICIS 240-138086/1	14:21	100		100		100		100		100	
STD2 240-138086/2 IC	14:28	97		99		96		95		96	
STD3 240-138086/3 IC	14:35	95		100		94		93		94	
STD4 240-138086/4 IC	14:42	101		101		94		96		97	
ICV 240-138086/5	14:49	99		100		95		94		96	
ICB 240-138086/6	14:56	101		101		95		97		98	
CRI 240-138086/7	15:03	102		100		95		95		98	
ICSA 240-138086/8	15:11	91		89		84		84		88	
ICSAB 240-138086/9	15:18	88		85		83		83		87	
CCV 240-138086/10	15:25	93		89		86		87		91	
CCB 240-138086/11	15:32	96		90		86		87		92	
MB 240-137760/1-A	15:39	97		85		84		87		89	
LCS 240-137760/2-A	15:46	92		82		80		79		83	
240-39266-21	16:07	90		84		82		82		85	
240-39266-21 SD	16:14	96		92		89		89		92	
240-39266-21 MS	16:29	88		83		85		84		83	
240-39266-21 MSD	16:36	88		82		86		84		84	
240-39266-22	16:43	91		86		93		91		90	
CCV 240-138086/22	16:50	91		91		93		93		93	
CCB 240-138086/23	16:57	96		97		93		95		97	
240-39266-23	17:04	92		88		89		88		89	
240-39266-24	17:11	94		90		94		90		91	
240-39266-25	17:18	94		90		95		92		91	
240-39266-26	17:25	95		92		96		93		91	
240-39266-27	17:32	95		94		96		94		92	
240-39266-28	17:39	95		92		96		93		93	
240-39266-29	17:47	96		94		97		94		93	
240-39266-30	17:54	94		93		96		93		91	
240-39266-31	18:01	95		93		96		92		91	
240-39266-32	18:08	95		92		96		93		92	
CCV 240-138086/34	18:15	95		96		95		94		94	
CCB 240-138086/35	18:22	100		98		97		96		97	
240-39266-33	18:29	93		88		92		88		88	
240-39266-34	18:36	94		92		95		91		90	
240-39266-35	18:43	97		93		96		92		91	
240-39266-36	18:51	96		91		97		93		91	
MB 240-137757/1-A	19:12	109		108		113		113		107	
LCS 240-137757/2-A	19:19	100		97		101		95		95	
240-39266-1	19:26	96		95		104		99		95	
240-39266-1 SD	19:33	102		102		106		104		102	
CCV 240-138086/46	19:40	98		102		103		101		99	
CCB 240-138086/47	19:47	103		104		104		104		103	

FORM XV - IN

15-IN

ICP-MS INTERNAL STANDARDS RELATIVE INTENSITY SUMMARY

METALS

Lab Name: TestAmerica Canton Job No.: 240-39266-1

SDG No.:

ICP-MS Instrument ID: I11 Start Date: 07/10/2014 End Date: 07/10/2014

Lab Sample ID	Time	Internal Standards %RI For:									
		Element Li-6	Q	Element Sc	Q	Element Sc	Q	Element Ge	Q	Element In	Q
240-39266-1 MS	20:01	94		89		94		90		89	
240-39266-1 MSD	20:08	93		89		93		89		87	
240-39266-2	20:16	95		91		99		95		93	
240-39266-3	20:23	97		95		100		97		95	
240-39266-4	20:30	98		95		101		96		95	
240-39266-5	20:37	99		97		100		97		95	
240-39266-6	20:44	99		94		100		96		95	
240-39266-7	20:51	98		95		101		97		94	
240-39266-8	20:58	98		96		101		96		95	
CCV 240-138086/58	21:05	97		99		100		97		97	
CCB 240-138086/59	21:12	101		102		101		100		100	
240-39266-9	21:19	94		90		96		92		91	
240-39266-10	21:26	96		93		99		95		93	
240-39266-11	21:33	98		94		99		96		93	
240-39266-12	21:41	98		96		101		96		94	
240-39266-13	21:48	99		96		100		96		94	
240-39266-14	21:55	97		96		99		96		94	
240-39266-15	22:02	98		97		101		96		95	
240-39266-16	22:09	99		99		101		96		94	
240-39266-17	22:16	98		97		100		96		94	
240-39266-18	22:23	98		97		101		96		94	
CCV 240-138086/70	22:30	98		100		99		98		98	
CCB 240-138086/71	22:37	101		102		100		100		100	
240-39266-19	22:44	95		92		97		93		92	
240-39266-20	22:51	98		97		99		95		93	
CCV 240-138086/74	22:58	98		99		99		96		97	
CCB 240-138086/75	23:05	102		100		98		98		99	

15-IN

ICP-MS INTERNAL STANDARDS RELATIVE INTENSITY SUMMARY

METALS

Lab Name: TestAmerica Canton Job No.: 240-39266-1

SDG No.:

ICP-MS Instrument ID: I11 Start Date: 07/10/2014 End Date: 07/10/2014

Lab Sample ID	Time	Internal Standards %RI For:									
		Element Tb	Q	Element Ho	Q	Element Bi	Q	Element	Q	Element	Q
ICIS 240-138086/1	14:21			100							
STD2 240-138086/2 IC	14:28			99							
STD3 240-138086/3 IC	14:35			98							
STD4 240-138086/4 IC	14:42			101							
ICV 240-138086/5	14:49			98							
ICB 240-138086/6	14:56			100							
CRI 240-138086/7	15:03			100							
ICSA 240-138086/8	15:11			95							
ICSAB 240-138086/9	15:18			96							
CCV 240-138086/10	15:25			99							
CCB 240-138086/11	15:32			98							
MB 240-137760/1-A	15:39			96							
LCS 240-137760/2-A	15:46			94							
240-39266-21	16:07			93							
240-39266-21 SD	16:14			98							
240-39266-21 MS	16:29			94							
240-39266-21 MSD	16:36			93							
240-39266-22	16:43			96							
CCV 240-138086/22	16:50			96							
CCB 240-138086/23	16:57			99							
240-39266-23	17:04			96							
240-39266-24	17:11			97							
240-39266-25	17:18			97							
240-39266-26	17:25			97							
240-39266-27	17:32			97							
240-39266-28	17:39			97							
240-39266-29	17:47			98							
240-39266-30	17:54			96							
240-39266-31	18:01			97							
240-39266-32	18:08			97							
CCV 240-138086/34	18:15			97							
CCB 240-138086/35	18:22			98							
240-39266-33	18:29			94							
240-39266-34	18:36			94							
240-39266-35	18:43			96							
240-39266-36	18:51			96							
MB 240-137757/1-A	19:12			106							
LCS 240-137757/2-A	19:19			99							
240-39266-1	19:26			98							
240-39266-1 SD	19:33			100							
CCV 240-138086/46	19:40			99							
CCB 240-138086/47	19:47			101							

FORM XV - IN

15-IN

ICP-MS INTERNAL STANDARDS RELATIVE INTENSITY SUMMARY

METALS

Lab Name: TestAmerica Canton Job No.: 240-39266-1

SDG No.:

ICP-MS Instrument ID: I11 Start Date: 07/10/2014 End Date: 07/10/2014

Lab Sample ID	Time	Internal Standards %RI For:									
		Element Tb	Q	Element Ho	Q	Element Bi	Q	Element	Q	Element	Q
240-39266-1 MS	20:01			95							
240-39266-1 MSD	20:08			95							
240-39266-2	20:16			98							
240-39266-3	20:23			98							
240-39266-4	20:30			99							
240-39266-5	20:37			99							
240-39266-6	20:44			99							
240-39266-7	20:51			98							
240-39266-8	20:58			98							
CCV 240-138086/58	21:05			97							
CCB 240-138086/59	21:12			100							
240-39266-9	21:19			96							
240-39266-10	21:26			97							
240-39266-11	21:33			98							
240-39266-12	21:41			99							
240-39266-13	21:48			99							
240-39266-14	21:55			98							
240-39266-15	22:02			100							
240-39266-16	22:09			100							
240-39266-17	22:16			99							
240-39266-18	22:23			98							
CCV 240-138086/70	22:30			99							
CCB 240-138086/71	22:37			101							
240-39266-19	22:44			97							
240-39266-20	22:51			99							
CCV 240-138086/74	22:58			99							
CCB 240-138086/75	23:05			100							

12-IN
PREPARATION LOG
METALS

Lab Name: TestAmerica Canton Job No.: 240-39266-1

SDG No.:

Prep Method: 7470A

Lab Sample ID	Preparation Date	Prep Batch	Initial Weight	Initial Volume (mL)	Final Volume (mL)
MB 240-137758/1-A	07/09/2014 16:00	137758		50	50
LCS 240-137758/2-A	07/09/2014 16:00	137758		50	50
240-39266-1	07/09/2014 16:00	137758		50	50
240-39266-1 MS	07/09/2014 16:00	137758		50	50
240-39266-1 MSD	07/09/2014 16:00	137758		50	50
240-39266-2	07/09/2014 16:00	137758		50	50
240-39266-3	07/09/2014 16:00	137758		50	50
240-39266-4	07/09/2014 16:00	137758		50	50
240-39266-5	07/09/2014 16:00	137758		50	50
240-39266-6	07/09/2014 16:00	137758		50	50
240-39266-7	07/09/2014 16:00	137758		50	50
240-39266-8	07/09/2014 16:00	137758		50	50
240-39266-9	07/09/2014 16:00	137758		50	50
240-39266-10	07/09/2014 16:00	137758		50	50
240-39266-11	07/09/2014 16:00	137758		50	50
240-39266-12	07/09/2014 16:00	137758		50	50
240-39266-13	07/09/2014 16:00	137758		50	50
240-39266-14	07/09/2014 16:00	137758		50	50
240-39266-15	07/09/2014 16:00	137758		50	50
240-39266-16	07/09/2014 16:00	137758		50	50
240-39266-17	07/09/2014 16:00	137758		50	50
240-39266-18	07/09/2014 16:00	137758		50	50
240-39266-19	07/09/2014 16:00	137758		50	50
240-39266-20	07/09/2014 16:00	137758		50	50

12-IN
PREPARATION LOG
METALS

Lab Name: TestAmerica Canton Job No.: 240-39266-1

SDG No.:

Prep Method: 7470A

Lab Sample ID	Preparation Date	Prep Batch	Initial Weight	Initial Volume (mL)	Final Volume (mL)
MB 240-137767/1-A	07/09/2014 16:00	137767		50	50
LCS 240-137767/2-A	07/09/2014 16:00	137767		50	50
240-39266-21	07/09/2014 16:00	137767		50	50
240-39266-21 MS	07/09/2014 16:00	137767		50	50
240-39266-21 MSD	07/09/2014 16:00	137767		50	50
240-39266-22	07/09/2014 16:00	137767		50	50
240-39266-23	07/09/2014 16:00	137767		50	50
240-39266-24	07/09/2014 16:00	137767		50	50
240-39266-25	07/09/2014 16:00	137767		50	50
240-39266-26	07/09/2014 16:00	137767		50	50
240-39266-27	07/09/2014 16:00	137767		50	50
240-39266-28	07/09/2014 16:00	137767		50	50
240-39266-29	07/09/2014 16:00	137767		50	50
240-39266-30	07/09/2014 16:00	137767		50	50
240-39266-31	07/09/2014 16:00	137767		50	50
240-39266-32	07/09/2014 16:00	137767		50	50
240-39266-33	07/09/2014 16:00	137767		50	50
240-39266-34	07/09/2014 16:00	137767		50	50
240-39266-35	07/09/2014 16:00	137767		50	50
240-39266-36	07/09/2014 16:00	137767		50	50

13-IN
ANALYSIS RUN LOG
METALS

Lab Name: TestAmerica Canton Job No.: 240-39266-1

SDG No.:

Instrument ID: H1 Method: 7470A

Start Date: 07/10/2014 10:28 End Date: 07/10/2014 20:17

Lab Sample ID	D/F	Type	Time	Analytes
				Hg
IC 240-137873/1-A			10:28	X
IC 240-137873/2-A			10:29	X
IC 240-137873/3-A			10:32	X
IC 240-137873/4-A			10:34	X
IC 240-137873/5-A			10:36	X
IC 240-137873/6-A			10:37	X
ICV 240-137873/7-A	1		10:47	X
ICB 240-137873/8-A	1		10:49	X
CRA 240-137873/9-A	1		10:50	X
CCVL 240-137873/10-A	1		11:41	X
CCB 240-137873/12-A			11:43	
ZZZZZZ			11:45	
ZZZZZZ			11:46	
ZZZZZZ			11:48	
ZZZZZZ			11:49	
ZZZZZZ			11:51	
ZZZZZZ			11:53	
ZZZZZZ			11:55	
ZZZZZZ			11:57	
ZZZZZZ			12:00	
ZZZZZZ			12:02	
CCV 240-137873/11-A			12:04	
CCB 240-137873/12-A			12:06	
ZZZZZZ			12:08	
ZZZZZZ			12:09	
ZZZZZZ			12:11	
ZZZZZZ			12:13	
ZZZZZZ			12:14	
ZZZZZZ			12:16	
ZZZZZZ			12:17	
ZZZZZZ			12:19	
ZZZZZZ			12:20	
ZZZZZZ			12:22	
CCV 240-137873/11-A	1		12:24	X
CCB 240-137873/12-A	1		12:26	X
ZZZZZZ			12:27	
ZZZZZZ			12:29	
ZZZZZZ			12:31	
ZZZZZZ			12:33	
ZZZZZZ			12:35	
ZZZZZZ			12:37	
ZZZZZZ			12:38	

13-IN
ANALYSIS RUN LOG
METALS

Lab Name: TestAmerica Canton Job No.: 240-39266-1

SDG No.:

Instrument ID: H1 Method: 7470A

Start Date: 07/10/2014 10:28 End Date: 07/10/2014 20:17

Lab Sample ID	D / F	Type	Time	Analytes
				Hg
ZZZZZZ			12:40	
MB 240-137767/1-A	1	T	12:42	X
LCS 240-137767/2-A	1	T	12:43	X
CCV 240-137873/11-A	1		12:45	X
CCB 240-137873/12-A	1		12:47	X
240-39266-21	1	D	12:48	X
240-39266-21 MS	1	D	12:50	X
240-39266-21 MSD	1	D	12:52	X
240-39266-22	1	D	12:54	X
240-39266-23	1	D	12:56	X
240-39266-24	1	D	12:57	X
240-39266-25	1	D	12:59	X
240-39266-26	1	D	13:01	X
240-39266-27	1	D	13:03	X
240-39266-28	1	D	13:04	X
CCV 240-137873/11-A	1		13:06	X
CCB 240-137873/12-A	1		13:08	X
240-39266-29	1	D	13:09	X
240-39266-30	1	D	13:11	X
240-39266-31	1	D	13:13	X
240-39266-32	1	D	13:15	X
240-39266-33	1	D	13:17	X
240-39266-34	1	D	13:19	X
240-39266-35	1	D	13:21	X
240-39266-36	1	D	13:22	X
ZZZZZZ			13:24	
ZZZZZZ			13:26	
CCV 240-137873/11-A	1		13:28	X
CCB 240-137873/12-A	1		13:30	X
ZZZZZZ			13:32	
ZZZZZZ			13:34	
ZZZZZZ			13:36	
ZZZZZZ			13:37	
ZZZZZZ			13:39	
ZZZZZZ			13:41	
ZZZZZZ			13:43	
ZZZZZZ			13:45	
ZZZZZZ			13:47	
ZZZZZZ			13:48	
CCV 240-137873/11-A			13:50	
CCB 240-137873/12-A			13:52	
ZZZZZZ			13:53	

13-IN
ANALYSIS RUN LOG
METALS

Lab Name: TestAmerica Canton Job No.: 240-39266-1

SDG No.:

Instrument ID: H1 Method: 7470A

Start Date: 07/10/2014 10:28 End Date: 07/10/2014 20:17

Lab Sample ID	D / F	Type	Time	Analytes
				Hg
ZZZZZZ			13:55	
ZZZZZZ			13:56	
ZZZZZZ			13:58	
ZZZZZZ			14:00	
ZZZZZZ			14:02	
ZZZZZZ			14:03	
ZZZZZZ			14:05	
ZZZZZZ			14:06	
CCV 240-137873/11-A			14:08	
CCB 240-137873/12-A			14:10	
CCV 240-137873/11-A			16:31	
CCV 240-137873/11-A			16:38	
CCB 240-137873/12-A			16:40	
ZZZZZZ			16:42	
ZZZZZZ			16:43	
ZZZZZZ			16:45	
ZZZZZZ			16:48	
ZZZZZZ			16:50	
ZZZZZZ			16:52	
ZZZZZZ			16:53	
ZZZZZZ			16:55	
ZZZZZZ			16:56	
ZZZZZZ			16:58	
CCV 240-137873/11-A			17:00	
CCB 240-137873/12-A			17:01	
CCV 240-137873/11-A			17:05	
CCV 240-137873/11-A			17:08	
CCB 240-137873/12-A			17:10	
ZZZZZZ			17:12	
ZZZZZZ			17:14	
ZZZZZZ			17:16	
ZZZZZZ			17:17	
ZZZZZZ			17:19	
ZZZZZZ			17:21	
ZZZZZZ			17:23	
ZZZZZZ			17:25	
ZZZZZZ			17:28	
ZZZZZZ			17:30	
CCV 240-137873/11-A			17:31	
CCB 240-137873/12-A			17:33	
ZZZZZZ			17:35	
ZZZZZZ			17:37	

13-IN
ANALYSIS RUN LOG
METALS

Lab Name: TestAmerica Canton Job No.: 240-39266-1

SDG No.:

Instrument ID: H1 Method: 7470A

Start Date: 07/10/2014 10:28 End Date: 07/10/2014 20:17

Lab Sample ID	D / F	Type	Time	Analytes
				Hg
ZZZZZZ			17:39	
ZZZZZZ			17:40	
ZZZZZZ			17:42	
ZZZZZZ			17:44	
ZZZZZZ			17:46	
ZZZZZZ			17:47	
ZZZZZZ			17:49	
ZZZZZZ			17:51	
CCV 240-137873/11-A			17:53	
CCB 240-137873/12-A			17:55	
ZZZZZZ			17:56	
ZZZZZZ			17:58	
ZZZZZZ			17:59	
ZZZZZZ			18:01	
ZZZZZZ			18:03	
ZZZZZZ			18:05	
ZZZZZZ			18:08	
ZZZZZZ			18:09	
ZZZZZZ			18:11	
ZZZZZZ			18:12	
CCV 240-137873/11-A			18:14	
CCB 240-137873/12-A			18:16	
ZZZZZZ			18:17	
ZZZZZZ			18:19	
ZZZZZZ			18:21	
ZZZZZZ			18:23	
ZZZZZZ			18:25	
ZZZZZZ			18:27	
ZZZZZZ			18:28	
ZZZZZZ			18:30	
ZZZZZZ			18:32	
ZZZZZZ			18:34	
CCV 240-137873/11-A			18:36	
CCB 240-137873/12-A			18:37	
ZZZZZZ			18:39	
ZZZZZZ			18:41	
ZZZZZZ			18:42	
ZZZZZZ			18:44	
ZZZZZZ			18:45	
ZZZZZZ			18:47	
ZZZZZZ			18:49	
ZZZZZZ			18:51	

13-IN
ANALYSIS RUN LOG
METALS

Lab Name: TestAmerica Canton Job No.: 240-39266-1

SDG No.:

Instrument ID: H1 Method: 7470A

Start Date: 07/10/2014 10:28 End Date: 07/10/2014 20:17

Lab Sample ID	D/F	Type	Time	Analytes
				Hg
ZZZZZZ			18:53	
ZZZZZZ			18:55	
CCV 240-137873/11-A			18:57	
CCB 240-137873/12-A			18:59	
ZZZZZZ			19:01	
ZZZZZZ			19:03	
ZZZZZZ			19:05	
ZZZZZZ			19:06	
ZZZZZZ			19:08	
ZZZZZZ			19:10	
ZZZZZZ			19:11	
ZZZZZZ			19:13	
ZZZZZZ			19:14	
ZZZZZZ			19:16	
CCV 240-137873/11-A	1		19:18	X
CCB 240-137873/12-A	1		19:19	X
ZZZZZZ			19:21	
MB 240-137758/1-A	1	T	19:22	X
LCS 240-137758/2-A	1	T	19:24	X
240-39266-1	1	D	19:26	X
240-39266-1 MS	1	D	19:27	X
240-39266-1 MSD	1	D	19:29	X
240-39266-2	1	D	19:31	X
240-39266-3	1	D	19:32	X
240-39266-4	1	D	19:34	X
240-39266-5	1	D	19:35	X
CCV 240-137873/11-A	1		19:38	X
CCB 240-137873/12-A	1		19:39	X
240-39266-6	1	D	19:41	X
240-39266-7	1	D	19:43	X
240-39266-8	1	D	19:45	X
240-39266-9	1	D	19:47	X
240-39266-10	1	D	19:49	X
240-39266-11	1	D	19:51	X
240-39266-12	1	D	19:52	X
240-39266-13	1	D	19:54	X
240-39266-14	1	D	19:56	X
240-39266-15	1	D	19:58	X
CCV 240-137873/11-A	1		20:00	X
CCB 240-137873/12-A	1		20:02	X
240-39266-16	1	D	20:03	X
240-39266-17	1	D	20:05	X

13-IN
ANALYSIS RUN LOG
METALS

Lab Name: TestAmerica Canton Job No.: 240-39266-1

SDG No.:

Instrument ID: H1 Method: 7470A

Start Date: 07/10/2014 10:28 End Date: 07/10/2014 20:17

Lab Sample ID	D / F	Type	Time	Analytes																				
				Hg																				
240-39266-18	1	D	20:06	X																				
240-39266-19	1	D	20:09	X																				
240-39266-20	1	D	20:12	X																				
ZZZZZZ			20:13																					
CCV 240-137873/11-A	1		20:15	X																				
CCB 240-137873/12-A	1		20:17	X																				

Prep Types

D = Dissolved

T = Total/NA

2A-IN
CALIBRATION VERIFICATIONS
METALS

Lab Name: TestAmerica Canton Job No.: 240-39266-1

SDG No.:

ICV Source: MTHgStd_00010 Concentration Units: ug/L

CCV Source: MTHGCALW_00674

Analyte	ICV 240-137873/7-A 07/10/2014 10:47				CCVL 240-137873/10-A 07/10/2014 11:41				CCV 240-137873/11-A 07/10/2014 12:24			
	Found	C	True	%R	Found	C	True	%R	Found	C	True	%R
Mercury	2.48		2.50	99	5.15		5.00	103	4.67		5.00	93

Note! Calculations are performed before rounding to avoid round-off errors in calculated results.
Italicized analytes were not requested for this sequence.

2A-IN
CALIBRATION VERIFICATIONS
METALS

Lab Name: TestAmerica Canton Job No.: 240-39266-1

SDG No.:

ICV Source: MTHgStd_00010 Concentration Units: ug/L

CCV Source: MTHGCALW_00674

Analyte	CCV 240-137873/11-A 07/10/2014 12:45				CCV 240-137873/11-A 07/10/2014 13:06				CCV 240-137873/11-A 07/10/2014 13:28			
	Found	C	True	%R	Found	C	True	%R	Found	C	True	%R
Mercury	4.53		5.00	91	4.57		5.00	91	4.58		5.00	92

Note! Calculations are performed before rounding to avoid round-off errors in calculated results.
Italicized analytes were not requested for this sequence.

2A-IN
CALIBRATION VERIFICATIONS
METALS

Lab Name: TestAmerica Canton Job No.: 240-39266-1

SDG No.:

ICV Source: MTHgStd_00010 Concentration Units: ug/L

CCV Source: MTHGCALW_00674

Analyte	CCV 240-137873/11-A 07/10/2014 19:18				CCV 240-137873/11-A 07/10/2014 19:38				CCV 240-137873/11-A 07/10/2014 20:00			
	Found	C	True	%R	Found	C	True	%R	Found	C	True	%R
Mercury	4.44		5.00	89	4.81		5.00	96	4.94		5.00	99

Note! Calculations are performed before rounding to avoid round-off errors in calculated results.
Italicized analytes were not requested for this sequence.

2A-IN
CALIBRATION VERIFICATIONS
METALS

Lab Name: TestAmerica Canton Job No.: 240-39266-1

SDG No.:

ICV Source: MTHgStd_00010 Concentration Units: ug/L

CCV Source: MTHGCALW_00674

Analyte	CCV 240-137873/11-A 07/10/2014 20:15											
	Found	C	True	%R	Found	C	True	%R	Found	C	True	%R
Mercury	4.87		5.00	97								

Note! Calculations are performed before rounding to avoid round-off errors in calculated results.
Italicized analytes were not requested for this sequence.

2B-IN

CRQL CHECK STANDARD

METALS

Lab Name: TestAmerica Canton Job No.: 240-39266-1

SDG No.:

Method: 7470A Instrument ID: H1

Lab Sample ID: CRA 240-137873/9-A Concentration Units: ug/L

CRQL Check Standard Source: MTHGCALW_00674

Analyte	CRQL Check Standard				
	True	Found	Qualifiers	%R(1)	Limits
Mercury	0.200	0.172	J	86	50-150

Note! Calculations are performed before rounding to avoid round-off errors in calculated results.

FORM IIB-IN

3-IN
INSTRUMENT BLANKS
METALS

Lab Name: TestAmerica Canton Job No.: 240-39266-1

SDG No.:

Concentration Units: ug/L

Analyte	RL	ICB 240-137873/8-A 07/10/2014 10:49		CCB 240-137873/12-A 07/10/2014 12:26		CCB 240-137873/12-A 07/10/2014 12:47		CCB 240-137873/12-A 07/10/2014 13:08	
		Found	C	Found	C	Found	C	Found	C
Mercury	0.20	0.20	U	0.20	U	0.20	U	0.20	U

Italicized analytes were not requested for this sequence.

3-IN
INSTRUMENT BLANKS
METALS

Lab Name: TestAmerica Canton Job No.: 240-39266-1

SDG No.:

Concentration Units: ug/L

Analyte	RL	CCB 240-137873/12-A 07/10/2014 13:30		CCB 240-137873/12-A 07/10/2014 19:19		CCB 240-137873/12-A 07/10/2014 19:39		CCB 240-137873/12-A 07/10/2014 20:02	
		Found	C	Found	C	Found	C	Found	C
Mercury	0.20	0.20	U	0.20	U	0.20	U	0.20	U

Italicized analytes were not requested for this sequence.

3-IN
INSTRUMENT BLANKS
METALS

Lab Name: TestAmerica Canton Job No.: 240-39266-1

SDG No.:

Concentration Units: ug/L

Analyte	RL	CCB 240-137873/12-A 07/10/2014 20:17							
		Found	C	Found	C	Found	C	Found	C
Mercury	0.20	0.20	U						

Italicized analytes were not requested for this sequence.

3-IN
METHOD BLANK
METALS

Lab Name: TestAmerica Canton Job No.: 240-39266-1

SDG No.:

Concentration Units: ug/L Lab Sample ID: MB 240-137758/1-A

Instrument Code: H1 Batch No.: 138051

CAS No.	Analyte	Concentration	C	Q	Method
7439-97-6	Mercury	0.20	U		7470A

FORM III-IN

3-IN
METHOD BLANK
METALS

Lab Name: TestAmerica Canton Job No.: 240-39266-1

SDG No.:

Concentration Units: ug/L Lab Sample ID: MB 240-137767/1-A

Instrument Code: H1 Batch No.: 138051

CAS No.	Analyte	Concentration	C	Q	Method
7439-97-6	Mercury	0.20	U		7470A

FORM III-IN

7A-IN
LAB CONTROL SAMPLE
METALS

Lab ID: LCS 240-137767/2-A

Lab Name: TestAmerica Canton Job No.: 240-39266-1

Sample Matrix: Water LCS Source: MTHGCALW_00674

Analyte	Water(ug/L)							
	True	Found	C	%R	Limits		Q	Method
Mercury	5.00	4.66		93	81	123		7470A

Calculations are performed before rounding to avoid round-off errors in calculated results.

FORM VIIA - IN

7A-IN
LAB CONTROL SAMPLE
METALS

Lab ID: LCS 240-137758/2-A

Lab Name: TestAmerica Canton Job No.: 240-39266-1

Sample Matrix: Water LCS Source: MTHGCALW_00674

Analyte	Water(ug/L)							
	True	Found	C	%R	Limits		Q	Method
Mercury	5.00	4.38		88	81	123		7470A

Calculations are performed before rounding to avoid round-off errors in calculated results.

FORM VIIA - IN

9-IN

DETECTION LIMITS

METALS - DISSOLVED

Lab Name: TestAmerica Canton Job Number: 240-39266-1

SDG Number:

Matrix: Water Instrument ID: H1

Method: 7470A MDL Date: 02/08/2010 16:06

Prep Method: 7470A

Analyte	Wavelength/ Mass	RL (ug/L)	MDL (ug/L)
Mercury	253.7	0.2	0.12

9-IN

CALIBRATION BLANK DETECTION LIMITS

METALS - DISSOLVED

Lab Name: TestAmerica Canton Job Number: 240-39266-1

SDG Number:

Matrix: Water Instrument ID: H1

Method: 7470A XMDL Date: 02/08/2010 16:06

Analyte	Wavelength/ Mass	XRL (ug/L)	XMDL (ug/L)
Mercury	253.7	0.2	0.12

11-IN
LINEAR RANGES
METALS

Lab Name: TestAmerica Canton Job No: 240-39266-1

SDG No.:

Instrument ID: H1 Date: 12/10/2013 15:54

Analyte	Integ. Time (Sec.)	Concentration (ppb)	Method
Mercury		10	7470A

13-IN
ANALYSIS RUN LOG
METALS

Lab Name: TestAmerica Canton Job No.: 240-39266-1

SDG No.:

Instrument ID: NOEQUIP Method: SM 2340B

Start Date: 07/11/2014 07:49 End Date: 07/11/2014 07:49

Lab Sample ID	D/F	Type	Time	Analytes																						
				CaCO3	HardCC	MgHARD																				
240-39266-1	1	D	07:49	X	X	X																				
240-39266-2	1	D	07:49	X	X	X																				
240-39266-3	1	D	07:49	X	X	X																				
240-39266-4	1	D	07:49	X	X	X																				
240-39266-5	1	D	07:49	X	X	X																				
240-39266-6	1	D	07:49	X	X	X																				
240-39266-7	1	D	07:49	X	X	X																				
240-39266-8	1	D	07:49	X	X	X																				
240-39266-9	1	D	07:49	X	X	X																				
240-39266-10	1	D	07:49	X	X	X																				
240-39266-11	1	D	07:49	X	X	X																				
240-39266-12	1	D	07:49	X	X	X																				
240-39266-13	1	D	07:49	X	X	X																				
240-39266-14	1	D	07:49	X	X	X																				
240-39266-15	1	D	07:49	X	X	X																				
240-39266-16	1	D	07:49	X	X	X																				
240-39266-17	1	D	07:49	X	X	X																				
240-39266-18	1	D	07:49	X	X	X																				
240-39266-19	1	D	07:49	X	X	X																				
240-39266-20	1	D	07:49	X	X	X																				
240-39266-21	1	D	07:49	X	X	X																				
240-39266-22	1	D	07:49	X	X	X																				
240-39266-23	1	D	07:49	X	X	X																				
240-39266-24	1	D	07:49	X	X	X																				
240-39266-25	1	D	07:49	X	X	X																				
240-39266-26	1	D	07:49	X	X	X																				
240-39266-27	1	D	07:49	X	X	X																				
240-39266-28	1	D	07:49	X	X	X																				
240-39266-29	1	D	07:49	X	X	X																				
240-39266-30	1	D	07:49	X	X	X																				
240-39266-31	1	D	07:49	X	X	X																				
240-39266-32	1	D	07:49	X	X	X																				
240-39266-33	1	D	07:49	X	X	X																				
240-39266-34	1	D	07:49	X	X	X																				
240-39266-35	1	D	07:49	X	X	X																				
240-39266-36	1	D	07:49	X	X	X																				

Prep Types

D = Dissolved

9-IN

DETECTION LIMITS

METALS - DISSOLVED

Lab Name: TestAmerica Canton Job Number: 240-39266-1

SDG Number:

Matrix: Water Instrument ID: NOEQUIP

Method: SM 2340B RL Date: 04/14/2011 14:06

Analyte	Wavelength/ Mass	RL (mg/L)	
Calcium hardness as calcium carbonate		12	
Hardness as calcium carbonate		33	
Magnesium hardness as calcium carbonate		21	

9-IN

CALIBRATION BLANK DETECTION LIMITS

METALS - DISSOLVED

Lab Name: TestAmerica Canton Job Number: 240-39266-1

SDG Number:

Matrix: Water Instrument ID: NOEQUIP

Method: SM 2340B XMDL Date: 04/14/2011 14:07

Analyte	Wavelength/ Mass	XRL (ug/L)	XMDL (ug/L)
Calcium hardness as calcium carbonate		12000	325
Hardness as calcium carbonate		33000	465
Magnesium hardness as calcium carbonate		21000	140

Sample Calculation

1A-IN
INORGANIC ANALYSIS DATA SHEET
METALS - DISSOLVED

Client Sample ID: MSA-SW37A-070714 | Lab Sample ID: 240-39266-1

Lab Name: TestAmerica Canton | Job No.: 240-39266-1

SDG ID.:

Matrix: Water | Date Sampled: 07/07/2014 09:50

Reporting Basis: WET | Date Received: 07/08/2014 09:20

CAS No.	Analyte	Result	RL	MDL	Units	C	Q	DIL	Method
7440-36-0	Antimony	0.53	2.0	0.11	ug/L	J	B	1	6020
7440-38-2	Arsenic	1.4	5.0	0.063	ug/L	J	B	1	6020
7440-39-3	Barium	13	5.0	0.32	ug/L			1	6020
7440-41-7	Beryllium	0.23	1.0	0.031	ug/L	J	B	1	6020
7440-43-9	Cadmium	0.36	1.0	0.026	ug/L	J		1	6020
7440-47-3	Chromium	0.47	2.0	0.13	ug/L	J	B	1	6020
7440-48-4	Cobalt	0.27	1.0	0.020	ug/L	J		1	6020
7440-50-8	Copper	5.6	2.0	0.24	ug/L			1	6020
7439-92-1	Lead	0.23	1.0	0.14	ug/L	J		1	6020
7439-98-7	Molybdenum	1.6	10	0.81	ug/L	J		1	6020
7440-02-0	Nickel	1.5	2.0	0.088	ug/L	J	B	1	6020
7782-49-2	Selenium	0.61	5.0	0.34	ug/L	J		1	6020
7440-22-4	Silver	0.022	1.0	0.0083	ug/L	J		1	6020
7440-28-0	Thallium	0.60	2.0	0.40	ug/L	J		1	6020
7440-62-2	Vanadium	1.2	5.0	0.15	ug/L	J		1	6020
7440-66-6	Zinc	2.3	20	2.1	ug/L	J		1	6020
7440-33-7	Tungsten	0.26	10	0.017	ug/L	J		1	6020
7439-97-6	Mercury	0.20	0.20	0.12	ug/L	U		1	7470A

MSA-SW37A-070714

Sample Calculation

240-39266-d-1-a 7/10/2014 19:26:25 QC Status: PASS (Initial: PASS)

User Pre-dilution: 1.000

Run	Time	6Li	9Be	10B
		ppb	ppb	ppb
x		96.233%	0.230	M 145.600
%RSD		0.340	3.518	M 0.995
Run	**Time**	**23Na**	**25Mg**	**27Al**
		ppb	ppb	ppb
x		TM 255100.000	31980.000	11.600
%RSD		TM 0.452	0.901	18.990
Run	**Time**	**35Cl**	**39K**	**43Ca**
		ppb	ppb	ppb
x		T 0.000	T 11810.000	24000.000
%RSD		T 0.000	T 1.230	1.384
Run	**Time**	**45Sc**	**45Sc CCT**	**47Ti**
		ppb	ppb	ppb
x		T 94.695%	103.462%	0.270
%RSD		T 1.625	0.806	45.490
Run	**Time**	**51V**	**52Cr**	**53Cr O**
		ppb	ppb	ppb
x		1.240	0.468	3.666
%RSD		9.582	1.947	0.358
Run	**Time**	**55Mn**	**56Fe**	**59Co**
		ppb	ppb	ppb
x		5.294	13.700	0.266
%RSD		2.315	4.127	14.870
Run	**Time**	**60Ni**	**65Cu**	**66Zn**
		ppb	ppb	ppb
x		1.456	5.550	2.309
%RSD		4.992	1.075	7.802
Run	**Time**	**72Ge**	**75As**	**77Ar Cl**
		ppb	ppb	ppb
x		98.622%	1.389	-0.094
%RSD		0.731	6.310	18.870
Run	**Time**	**78Se**	**88Sr**	**95Mo**
		ppb	ppb	ppb
x		0.613	M 249.400	1.620
%RSD		12.700	M 0.761	1.939
Run	**Time**	**105Pd**	**107Ag**	**108Mo O**
		ppb	ppb	ppb
x		0.000	0.022	-1.026
%RSD		0.000	25.320	243.800
Run	**Time**	**111Cd**	**115In**	**118Sn**
		ppb	ppb	ppb
x		0.359	95.366%	1.020
%RSD		3.334	1.486	9.472
Run	**Time**	**121Sb**	**137Ba**	**159Tb**
		ppb	ppb	ppb
x		0.534	12.570	0.000
%RSD		4.065	2.548	0.000
Run	**Time**	**165Ho**	**182W**	**205Tl**
		ppb	ppb	ppb
x		98.249%	0.259	0.600
%RSD		1.132	14.760	12.890
Run	**Time**	**208Pb**	**209Bi**	
		ppb	ppb	
x		0.230	0.000	
%RSD		12.760	0.000	

TETRA TECH **INTERNAL CORRESPONDENCE**

TO: **T. APANAVAGE** **DATE:** **AUGUST 13, 2014**

FROM: **MICHELLE L. ALLEN** **COPIES:** **DV FILE**

SUBJECT: **INORGANIC DATA VALIDATION – HEXAVALENT CHROMIUM**
LOCKHEED MARTIN CORPORATION (LMC) – MARTIN STATE AIRPORT (MSA)
FROG MORTAR CREEK
SAMPLE DELIVERY GROUP (SDG) R1405180

SAMPLES: 36/Aqueous/Hexavalent Chromium

MSA-SW37A-070714	MSA-SW37B-070714	MSA-SW37C-070714
MSA-SW37D-070714	MSA-SW38A-070714	MSA-SW38B-070714
MSA-SW38C-070714	MSA-SW38D-070714	MSA-SW39A-070714
MSA-SW39B-070714	MSA-SW39C-070714	MSA-SW39D-070714
MSA-SW40A-070714	MSA-SW40B-070714	MSA-SW40C-070714
MSA-SW40D-070714	MSA-SW41A-070714	MSA-SW41B-070714
MSA-SW41C-070714	MSA-SW41D-070714	MSA-SW42A-070714
MSA-SW42B-070714	MSA-SW42C-070714	MSA-SW42D-070714
MSA-SW43A-070714	MSA-SW43B-070714	MSA-SW43C-070714
MSA-SW43D-070714	MSA-SW44A-070714	MSA-SW44B-070714
MSA-SW44C-070714	MSA-SW44D-070714	MSA-SW45A-070714
MSA-SW45B-070714	MSA-SW45C-070714	MSA-SW45D-070714

Overview

The sample set for LMC – MSA Frog Mortar Creek, SDG R1405180 consisted of thirty-six (36) aqueous environmental samples. All thirty-six (36) aqueous samples were analyzed for hexavalent chromium. No field duplicate pair was included in the sample delivery group (SDG).

The samples were collected by Tetra Tech, Inc. on July 7, 2014 and analyzed by ALS Environmental. All analyses were conducted in accordance with EPA Method 218.6 analytical and reporting protocols.

The data contained in these SDGs were validated with regard to the following parameters: data completeness, holding times, initial/continuing calibrations, laboratory method blank results, laboratory control sample results, matrix spike/matrix spike duplicate results, chromatographic resolution, analyte quantitation, and detection limits. Areas of concern are listed below.

Major

No major issues were identified.

Minor

- The samples were analyzed outside the 24 hour holding time (> 48 hours). The laboratory properly preserved the samples upon receipt and used the wastewater 28 day holding time. However, these are surfacewater samples and the wastewater 28 day holding time does not apply. The detected results reported for hexavalent chromium were qualified as estimated, biased low, (J-).

Notes

All samples were analyzed at a 2X dilution.

All samples were preserved to a pH of 9.4-9.6 within 24 hours of sample receipt.

Executive Summary

Laboratory Performance: The 24 hour holding time specified in EPA Method 218.6 was exceeded by 2X the holding time for all samples.

Other Factors Affecting Data Quality: None.

The data for these analyses were reviewed with reference to the "National Functional Guidelines for Inorganic Review" (January 2010) and EPA Method 218.6. The text of this report has been formulated to address only those problem areas affecting data quality.

Tetra Tech, Inc.
Michelle L. Allen
Chemist/Data Validator

Tetra Tech, Inc.
Joseph A. Samchuck
Data Validation Manager

Attachments:
Appendix A – Qualified Analytical Results
Appendix B – Results as Reported by the Laboratory
Appendix C – Support Documentation

Appendix A

Qualified Analytical Results

Qualifier Codes:

A = Lab Blank Contamination
B = Field Blank Contamination
C = Calibration Noncompliance (i.e., % RSDs, %Ds, ICVs, CCVs, RRFs, etc.)
C01 = GC/MS Tuning Noncompliance
D = MS/MSD Recovery Noncompliance
E = LCS/LCSD Recovery Noncompliance
F = Lab Duplicate Imprecision
G = Field Duplicate Imprecision
H = Holding Time Exceedance
I = ICP Serial Dilution Noncompliance
J = ICP PDS Recovery Noncompliance; MSA's $r < 0.995$
K = ICP Interference - includes ICS % R Noncompliance
L = Instrument Calibration Range Exceedance
M = Sample Preservation Noncompliance
N = Internal Standard Noncompliance
N01 = Internal Standard Recovery Noncompliance Dioxins
N02 = Recovery Standard Noncompliance Dioxins
N03 = Clean-up Standard Noncompliance Dioxins
O = Poor Instrument Performance (i.e., base-time drifting)
P = Uncertainty near detection limit (< 2 x IDL for inorganics and <CRQL for organics)
Q = Other problems (can encompass a number of issues; i.e.chromatography,interferences, etc.)
R = Surrogates Recovery Noncompliance
S = Pesticide/PCB Resolution
T = % Breakdown Noncompliance for DDT and Endrin
U = RPD between columns/detectors >40% for positive results determined via GC/HPLC
V = Non-linear calibrations; correlation coefficient $r < 0.995$
W = EMPC result
X = Signal to noise response drop
Y = Percent solids <30%
Z = Uncertainty at 2 standard deviations is greater than sample activity
Z1 = Tentatively Identified Compound considered presumptively present
Z2 = Tentatively Identified Compound column bleed
Z3 = Tentatively Identified Compound aldol condensate

PROJ_NO: 06183	NSAMPLE	MSA-SW37A-070714			MSA-SW37B-070714			MSA-SW37C-070714			MSA-SW37D-070714		
SDG: R1405180	LAB_ID	R1405180-001			R1405180-002			R1405180-003			R1405180-004		
FRACTION: MISC	SAMP_DATE	7/7/2014			7/7/2014			7/7/2014			7/7/2014		
MEDIA: WATER	QC_TYPE	NM			NM			NM			NM		
	UNITS	UG/L			UG/L			UG/L			UG/L		
	PCT_SOLIDS	0.0			0.0			0.0			0.0		
	DUP_OF												
PARAMETER		RESULT	VQL	QLCD	RESULT	VQL	QLCD	RESULT	VQL	QLCD	RESULT	VQL	QLCD
HEXAVALENT CHROMIUM		0.097	J-	H	0.12	J-	H	0.092	J-	H	0.097	J-	H

PROJ_NO: 06183	NSAMPLE	MSA-SW38A-070714			MSA-SW38B-070714			MSA-SW38C-070714			MSA-SW38D-070714		
SDG: R1405180	LAB_ID	R1405180-005			R1405180-006			R1405180-007			R1405180-008		
FRACTION: MISC	SAMP_DATE	7/7/2014			7/7/2014			7/7/2014			7/7/2014		
MEDIA: WATER	QC_TYPE	NM			NM			NM			NM		
	UNITS	UG/L			UG/L			UG/L			UG/L		
	PCT_SOLIDS	0.0			0.0			0.0			0.0		
	DUP_OF												
PARAMETER		RESULT	VQL	QLCD	RESULT	VQL	QLCD	RESULT	VQL	QLCD	RESULT	VQL	QLCD
HEXAVALENT CHROMIUM		0.113	J-	H	0.132	J-	H	0.119	J-	H	0.118	J-	H

PROJ_NO: 06183	NSAMPLE	MSA-SW39A-070714			MSA-SW39B-070714			MSA-SW39C-070714			MSA-SW39D-070714		
SDG: R1405180	LAB_ID	R1405180-009			R1405180-010			R1405180-011			R1405180-012		
FRACTION: MISC	SAMP_DATE	7/7/2014			7/7/2014			7/7/2014			7/7/2014		
MEDIA: WATER	QC_TYPE	NM			NM			NM			NM		
	UNITS	UG/L			UG/L			UG/L			UG/L		
	PCT_SOLIDS	0.0			0.0			0.0			0.0		
	DUP_OF												
PARAMETER		RESULT	VQL	QLCD	RESULT	VQL	QLCD	RESULT	VQL	QLCD	RESULT	VQL	QLCD
HEXAVALENT CHROMIUM		0.068	J-	H	0.098	J-	H	0.137	J-	H	0.122	J-	H

PROJ_NO: 06183	NSAMPLE	MSA-SW40A-070714			MSA-SW40B-070714			MSA-SW40C-070714			MSA-SW40D-070714		
SDG: R1405180	LAB_ID	R1405180-013			R1405180-014			R1405180-015			R1405180-016		
FRACTION: MISC	SAMP_DATE	7/7/2014			7/7/2014			7/7/2014			7/7/2014		
MEDIA: WATER	QC_TYPE	NM			NM			NM			NM		
	UNITS	UG/L			UG/L			UG/L			UG/L		
	PCT_SOLIDS	0.0			0.0			0.0			0.0		
	DUP_OF												
PARAMETER		RESULT	VQL	QLCD	RESULT	VQL	QLCD	RESULT	VQL	QLCD	RESULT	VQL	QLCD
HEXAVALENT CHROMIUM		0.099	J-	H	0.117	J-	H	0.091	J-	H	0.102	J-	H

PROJ_NO: 06183	NSAMPLE	MSA-SW41A-070714			MSA-SW41B-070714			MSA-SW41C-070714			MSA-SW41D-070714		
SDG: R1405180	LAB_ID	R1405180-017			R1405180-018			R1405180-019			R1405180-020		
FRACTION: MISC	SAMP_DATE	7/7/2014			7/7/2014			7/7/2014			7/7/2014		
MEDIA: WATER	QC_TYPE	NM			NM			NM			NM		
	UNITS	UG/L			UG/L			UG/L			UG/L		
	PCT_SOLIDS	0.0			0.0			0.0			0.0		
	DUP_OF												
PARAMETER		RESULT	VQL	QLCD	RESULT	VQL	QLCD	RESULT	VQL	QLCD	RESULT	VQL	QLCD
HEXAVALENT CHROMIUM		0.115	J-	H	0.092	J-	H	0.126	J-	H	0.105	J-	H

PROJ_NO: 06183	NSAMPLE	MSA-SW42A-070714			MSA-SW42B-070714			MSA-SW42C-070714			MSA-SW42D-070714		
SDG: R1405180	LAB_ID	R1405180-021			R1405180-022			R1405180-023			R1405180-024		
FRACTION: MISC	SAMP_DATE	7/7/2014			7/7/2014			7/7/2014			7/7/2014		
MEDIA: WATER	QC_TYPE	NM			NM			NM			NM		
	UNITS	UG/L			UG/L			UG/L			UG/L		
	PCT_SOLIDS	0.0			0.0			0.0			0.0		
	DUP_OF												
PARAMETER		RESULT	VQL	QLCD	RESULT	VQL	QLCD	RESULT	VQL	QLCD	RESULT	VQL	QLCD
HEXAVALENT CHROMIUM		0.103	J-	H	0.101	J-	H	0.109	J-	H	0.122	J-	H

PROJ_NO: 06183	NSAMPLE	MSA-SW43A-070714			MSA-SW43B-070714			MSA-SW43C-070714			MSA-SW43D-070714		
SDG: R1405180	LAB_ID	R1405180-025			R1405180-026			R1405180-027			R1405180-028		
FRACTION: MISC	SAMP_DATE	7/7/2014			7/7/2014			7/7/2014			7/7/2014		
MEDIA: WATER	QC_TYPE	NM			NM			NM			NM		
	UNITS	UG/L			UG/L			UG/L			UG/L		
	PCT_SOLIDS	0.0			0.0			0.0			0.0		
	DUP_OF												
PARAMETER		RESULT	VQL	QLCD	RESULT	VQL	QLCD	RESULT	VQL	QLCD	RESULT	VQL	QLCD
HEXAVALENT CHROMIUM		0.121	J-	H	0.136	J-	H	0.12	J-	H	0.101	J-	H

PROJ_NO: 06183	NSAMPLE	MSA-SW44A-070714			MSA-SW44B-070714			MSA-SW44C-070714			MSA-SW44D-070714		
SDG: R1405180	LAB_ID	R1405180-029			R1405180-030			R1405180-031			R1405180-032		
FRACTION: MISC	SAMP_DATE	7/7/2014			7/7/2014			7/7/2014			7/7/2014		
MEDIA: WATER	QC_TYPE	NM			NM			NM			NM		
	UNITS	UG/L			UG/L			UG/L			UG/L		
	PCT_SOLIDS	0.0			0.0			0.0			0.0		
	DUP_OF												
PARAMETER		RESULT	VQL	QLCD	RESULT	VQL	QLCD	RESULT	VQL	QLCD	RESULT	VQL	QLCD
HEXAVALENT CHROMIUM		0.114	J-	H	0.129	J-	H	0.107	J-	H	0.106	J-	H

PROJ_NO: 06183	NSAMPLE	MSA-SW45A-070714			MSA-SW45B-070714			MSA-SW45C-070714			MSA-SW45D-070714		
SDG: R1405180	LAB_ID	R1405180-033			R1405180-034			R1405180-035			R1405180-036		
FRACTION: MISC	SAMP_DATE	7/7/2014			7/7/2014			7/7/2014			7/7/2014		
MEDIA: WATER	QC_TYPE	NM			NM			NM			NM		
	UNITS	UG/L			UG/L			UG/L			UG/L		
	PCT_SOLIDS	0.0			0.0			0.0			0.0		
	DUP_OF												
PARAMETER		RESULT	VQL	QLCD	RESULT	VQL	QLCD	RESULT	VQL	QLCD	RESULT	VQL	QLCD
HEXAVALENT CHROMIUM		0.111	J-	H	0.109	J-	H	0.126	J-	H	0.128	J-	H

Appendix B

Results as Reported by the Laboratory

ALS Group USA, Corp. dba ALS Environmental

Analytical Report

Client:	Tetra Tech NUS, Inc.	**Service Request:**	R1405180
Project:	MSA Surface Water Frog Mortar Creek/112IC06183	**Date Collected:**	7/ 7/14 0950
Sample Matrix:	Water	**Date Received:**	7/ 8/14
Sample Name:	MSA-SW37A-070714		
Lab Code:	R1405180-001	**Basis:**	NA

General Chemistry Parameters

Analyte Name	Method	Result	Q	Units	MRL	MDL	Dilution Factor	Date Extracted	Date Analyzed	Note
Chromium, Hexavalent, Dissolved	218.6 LL	**0.097**		µg/L	0.040	0.028	2	NA	7/9/14 20:45	

Client: Tetra Tech NUS, Inc.
Project: MSA Surface Water Frog Mortar Creek/112IC06183
Sample Matrix: Water

Service Request: R1405180
Date Collected: 7/ 7/14 0957
Date Received: 7/ 8/14

Sample Name: MSA-SW37B-070714
Lab Code: R1405180-002

Basis: NA

General Chemistry Parameters

Analyte Name	Method	Result	Q	Units	MRL	MDL	Dilution Factor	Date Extracted	Date Analyzed	Note
Chromium, Hexavalent, Dissolved	218.6 LL	**0.120**		µg/L	0.040	0.028	2	NA	7/9/14 21:10	

ALS Group USA, Corp. dba ALS Environmental

Analytical Report

Client:	Tetra Tech NUS, Inc.	**Service Request:**	R1405180
Project:	MSA Surface Water Frog Mortar Creek/112IC06183	**Date Collected:**	7/ 7/14 1002
Sample Matrix:	Water	**Date Received:**	7/ 8/14
Sample Name:	MSA-SW37C-070714		
Lab Code:	R1405180-003	**Basis:**	NA

General Chemistry Parameters

Analyte Name	Method	Result	Q	Units	MRL	MDL	Dilution Factor	Date Extracted	Date Analyzed	Note
Chromium, Hexavalent, Dissolved	218.6 LL	0.092		µg/L	0.040	0.028	2	NA	7/9/14 21:19	

Analytical Report

Client: Tetra Tech NUS, Inc.
Project: MSA Surface Water Frog Mortar Creek/112IC06183
Sample Matrix: Water

Service Request: R1405180
Date Collected: 7/ 7/14 1007
Date Received: 7/ 8/14

Sample Name: MSA-SW37D-070714
Lab Code: R1405180-004

Basis: NA

General Chemistry Parameters

Analyte Name	Method	Result	Q	Units	MRL	MDL	Dilution Factor	Date Extracted	Date Analyzed	Note
Chromium, Hexavalent, Dissolved	218.6 LL	**0.097**		µg/L	0.040	0.028	2	NA	7/9/14 21:28	

ALS Group USA, Corp. dba ALS Environmental

Analytical Report

Client:	Tetra Tech NUS, Inc.	**Service Request:**	R1405180
Project:	MSA Surface Water Frog Mortar Creek/112IC06183	**Date Collected:**	7/ 7/14 1243
Sample Matrix:	Water	**Date Received:**	7/ 8/14
Sample Name:	MSA-SW38A-070714		
Lab Code:	R1405180-005	**Basis:**	NA

General Chemistry Parameters

Analyte Name	Method	Result	Q	Units	MRL	MDL	Dilution Factor	Date Extracted	Date Analyzed	Note
Chromium, Hexavalent, Dissolved	218.6 LL	**0.113**		µg/L	0.040	0.028	2	NA	7/9/14 21:36	

Client: Tetra Tech NUS, Inc.
Project: MSA Surface Water Frog Mortar Creek/112lC06183
Sample Matrix: Water

Service Request: R1405180
Date Collected: 7/ 7/14 1249
Date Received: 7/ 8/14

Sample Name: MSA-SW38B-070714
Lab Code: R1405180-006

Basis: NA

General Chemistry Parameters

Analyte Name	Method	Result	Q	Units	MRL	MDL	Dilution Factor	Date Extracted	Date Analyzed	Note
Chromium, Hexavalent, Dissolved	218.6 LL	**0.132**		µg/L	0.040	0.028	2	NA	7/9/14 21:45	

Analytical Report

Client: Tetra Tech NUS, Inc.
Project: MSA Surface Water Frog Mortar Creek/112IC06183
Sample Matrix: Water

Service Request: R1405180
Date Collected: 7/ 7/14 1252
Date Received: 7/ 8/14

Sample Name: MSA-SW38C-070714
Lab Code: R1405180-007

Basis: NA

General Chemistry Parameters

Analyte Name	Method	Result	Q	Units	MRL	MDL	Dilution Factor	Date Extracted	Date Analyzed	Note
Chromium, Hexavalent, Dissolved	218.6 LL	**0.119**		µg/L	0.040	0.028	2	NA	7/9/14 21:54	

Client:	Tetra Tech NUS, Inc.	**Service Request:**	R1405180
Project:	MSA Surface Water Frog Mortar Creek/112IC06183	**Date Collected:**	7/ 7/14 1257
Sample Matrix:	Water	**Date Received:**	7/ 8/14
Sample Name:	MSA-SW38D-070714		
Lab Code:	R1405180-008	**Basis:**	NA

General Chemistry Parameters

Analyte Name	Method	Result	Q	Units	MRL	MDL	Dilution Factor	Date Extracted	Date Analyzed	Note
Chromium, Hexavalent, Dissolved	218.6 LL	**0.118**		µg/L	0.040	0.028	2	NA	7/9/14 22:21	

ALS Group USA, Corp. dba ALS Environmental

Analytical Report

Client:	Tetra Tech NUS, Inc.	**Service Request:**	R1405180
Project:	MSA Surface Water Frog Mortar Creek/112IC06183	**Date Collected:**	7/ 7/14 0845
Sample Matrix:	Water	**Date Received:**	7/ 8/14
Sample Name:	MSA-SW39A-070714		
Lab Code:	R1405180-009	**Basis:**	NA

General Chemistry Parameters

Analyte Name	Method	Result	Q	Units	MRL	MDL	Dilution Factor	Date Extracted	Date Analyzed	Note
Chromium, Hexavalent, Dissolved	218.6 LL	**0.068**		µg/L	0.040	0.028	2	NA	7/9/14 22:30	

Client:	Tetra Tech NUS, Inc.	**Service Request:**	R1405180
Project:	MSA Surface Water Frog Mortar Creek/112IC06183	**Date Collected:**	7/ 7/14 0851
Sample Matrix:	Water	**Date Received:**	7/ 8/14
Sample Name:	MSA-SW39B-070714		
Lab Code:	R1405180-010	**Basis:**	NA

General Chemistry Parameters

Analyte Name	Method	Result	Q	Units	MRL	MDL	Dilution Factor	Date Extracted	Date Analyzed	Note
Chromium, Hexavalent, Dissolved	218.6 LL	**0.098**		µg/L	0.040	0.028	2	NA	7/9/14 22:39	

ALS Group USA, Corp. dba ALS Environmental

Analytical Report

Client:	Tetra Tech NUS, Inc.	**Service Request:**	R1405180
Project:	MSA Surface Water Frog Mortar Creek/112IC06183	**Date Collected:**	7/ 7/14 0855
Sample Matrix:	Water	**Date Received:**	7/ 8/14
Sample Name:	MSA-SW39C-070714		
Lab Code:	R1405180-011	**Basis:**	NA

General Chemistry Parameters

Analyte Name	Method	Result	Q	Units	MRL	MDL	Dilution Factor	Date Extracted	Date Analyzed	Note
Chromium, Hexavalent, Dissolved	218.6 LL	**0.137**		µg/L	0.040	0.028	2	NA	7/9/14 22:48	

ALS Group USA, Corp. dba ALS Environmental

Analytical Report

Client:	Tetra Tech NUS, Inc.	**Service Request:**	R1405180
Project:	MSA Surface Water Frog Mortar Creek/112IC06183	**Date Collected:**	7/ 7/14 0859
Sample Matrix:	Water	**Date Received:**	7/ 8/14
Sample Name:	MSA-SW39D-070714		
Lab Code:	R1405180-012	**Basis:**	NA

General Chemistry Parameters

Analyte Name	Method	Result	Q	Units	MRL	MDL	Dilution Factor	Date Extracted	Date Analyzed	Note
Chromium, Hexavalent, Dissolved	218.6 LL	**0.122**		µg/L	0.040	0.028	2	NA	7/9/14 23:13	

ALS Group USA, Corp. dba ALS Environmental

Analytical Report

Client:	Tetra Tech NUS, Inc.	**Service Request:**	R1405180
Project:	MSA Surface Water Frog Mortar Creek/112IC06183	**Date Collected:**	7/ 7/14 1040
Sample Matrix:	Water	**Date Received:**	7/ 8/14
Sample Name:	MSA-SW40A-070714		
Lab Code:	R1405180-013	**Basis:**	NA

General Chemistry Parameters

Analyte Name	Method	Result	Q	Units	MRL	MDL	Dilution Factor	Date Extracted	Date Analyzed	Note
Chromium, Hexavalent, Dissolved	218.6 LL	0.099		µg/L	0.040	0.028	2	NA	7/9/14 23:22	

ALS Group USA, Corp. dba ALS Environmental

Analytical Report

Client:	Tetra Tech NUS, Inc.	**Service Request:**	R1405180
Project:	MSA Surface Water Frog Mortar Creek/112IC06183	**Date Collected:**	7/ 7/14 1227
Sample Matrix:	Water	**Date Received:**	7/ 8/14
Sample Name:	MSA-SW40B-070714		
Lab Code:	R1405180-014	**Basis:**	NA

General Chemistry Parameters

Analyte Name	Method	Result	Q	Units	MRL	MDL	Dilution Factor	Date Extracted	Date Analyzed	Note
Chromium, Hexavalent, Dissolved	218.6 LL	**0.117**		µg/L	0.040	0.028	2	NA	7/9/14 23:31	

ALS Group USA, Corp. dba ALS Environmental

Analytical Report

Client:	Tetra Tech NUS, Inc.	**Service Request:**	R1405180
Project:	MSA Surface Water Frog Mortar Creek/112IC06183	**Date Collected:**	7/ 7/14 1232
Sample Matrix:	Water	**Date Received:**	7/ 8/14
Sample Name:	MSA-SW40C-070714		
Lab Code:	R1405180-015	**Basis:**	NA

General Chemistry Parameters

Analyte Name	Method	Result	Q	Units	MRL	MDL	Dilution Factor	Date Extracted	Date Analyzed	Note
Chromium, Hexavalent, Dissolved	218.6 LL	**0.091**		µg/L	0.040	0.028	2	NA	7/9/14 23:40	

ALS Group USA, Corp. dba ALS Environmental

Analytical Report

Client:	Tetra Tech NUS, Inc.	**Service Request:**	R1405180
Project:	MSA Surface Water Frog Mortar Creek/112IC06183	**Date Collected:**	7/ 7/14 1236
Sample Matrix:	Water	**Date Received:**	7/ 8/14
Sample Name:	MSA-SW40D-070714		
Lab Code:	R1405180-016	**Basis:**	NA

General Chemistry Parameters

Analyte Name	Method	Result	Q	Units	MRL	MDL	Dilution Factor	Date Extracted	Date Analyzed	Note
Chromium, Hexavalent, Dissolved	218.6 LL	**0.102**		µg/L	0.040	0.028	2	NA	7/10/14 00:07	

Client: Tetra Tech NUS, Inc.
Project: MSA Surface Water Frog Mortar Creek/112IC06183
Sample Matrix: Water

Service Request: R1405180
Date Collected: 7/ 7/14 1303
Date Received: 7/ 8/14

Sample Name: MSA-SW41A-070714
Lab Code: R1405180-017

Basis: NA

General Chemistry Parameters

Analyte Name	Method	Result	Q	Units	MRL	MDL	Dilution Factor	Date Extracted	Date Analyzed	Note
Chromium, Hexavalent, Dissolved	218.6 LL	**0.115**		µg/L	0.040	0.028	2	NA	7/10/14 00:17	

ALS Group USA, Corp. dba ALS Environmental

Analytical Report

Client:	Tetra Tech NUS, Inc.	**Service Request:**	R1405180
Project:	MSA Surface Water Frog Mortar Creek/112IC06183	**Date Collected:**	7/ 7/14 1308
Sample Matrix:	Water	**Date Received:**	7/ 8/14
Sample Name:	MSA-SW41B-070714		
Lab Code:	R1405180-018	**Basis:**	NA

General Chemistry Parameters

Analyte Name	Method	Result	Q	Units	MRL	MDL	Dilution Factor	Date Extracted	Date Analyzed	Note
Chromium, Hexavalent, Dissolved	218.6 LL	**0.092**		µg/L	0.040	0.028	2	NA	7/10/14 00:26	

ALS Group USA, Corp. dba ALS Environmental

Analytical Report

Client:	Tetra Tech NUS, Inc.	**Service Request:**	R1405180
Project:	MSA Surface Water Frog Mortar Creek/112IC06183	**Date Collected:**	7/ 7/14 1312
Sample Matrix:	Water	**Date Received:**	7/ 8/14
Sample Name:	MSA-SW41C-070714		
Lab Code:	R1405180-019	**Basis:**	NA

General Chemistry Parameters

Analyte Name	Method	Result	Q	Units	MRL	MDL	Dilution Factor	Date Extracted	Date Analyzed	Note
Chromium, Hexavalent, Dissolved	218.6 LL	**0.126**		µg/L	0.040	0.028	2	NA	7/10/14 00:35	

ALS Group USA, Corp. dba ALS Environmental

Analytical Report

Client:	Tetra Tech NUS, Inc.	**Service Request:**	R1405180
Project:	MSA Surface Water Frog Mortar Creek/112IC06183	**Date Collected:**	7/ 7/14 1316
Sample Matrix:	Water	**Date Received:**	7/ 8/14
Sample Name:	MSA-SW41D-070714		
Lab Code:	R1405180-020	**Basis:**	NA

General Chemistry Parameters

Analyte Name	Method	Result	Q	Units	MRL	MDL	Dilution Factor	Date Extracted	Date Analyzed	Note
Chromium, Hexavalent, Dissolved	218.6 LL	**0.105**		µg/L	0.040	0.028	2	NA	7/10/14 00:43	

ALS Group USA, Corp. dba ALS Environmental

Analytical Report

Client:	Tetra Tech NUS, Inc.	**Service Request:**	R1405180
Project:	MSA Surface Water Frog Mortar Creek/112IC06183	**Date Collected:**	7/ 7/14 1015
Sample Matrix:	Water	**Date Received:**	7/ 8/14
Sample Name:	MSA-SW42A-070714		
Lab Code:	R1405180-021	**Basis:**	NA

General Chemistry Parameters

Analyte Name	Method	Result	Q	Units	MRL	MDL	Dilution Factor	Date Extracted	Date Analyzed	Note
Chromium, Hexavalent, Dissolved	218.6 LL	**0.103**		µg/L	0.040	0.028	2	NA	7/10/14 01:01	

ALS Group USA, Corp. dba ALS Environmental

Analytical Report

Client:	Tetra Tech NUS, Inc.	**Service Request:**	R1405180
Project:	MSA Surface Water Frog Mortar Creek/112IC06183	**Date Collected:**	7/ 7/14 1022
Sample Matrix:	Water	**Date Received:**	7/ 8/14
Sample Name:	MSA-SW42B-070714		
Lab Code:	R1405180-022	**Basis:**	NA

General Chemistry Parameters

Analyte Name	Method	Result	Q	Units	MRL	MDL	Dilution Factor	Date Extracted	Date Analyzed	Note
Chromium, Hexavalent, Dissolved	218.6 LL	**0.101**		µg/L	0.040	0.028	2	NA	7/10/14 01:27	

ALS Group USA, Corp. dba ALS Environmental

Analytical Report

Client:	Tetra Tech NUS, Inc.	**Service Request:**	R1405180
Project:	MSA Surface Water Frog Mortar Creek/112IC06183	**Date Collected:**	7/ 7/14 1025
Sample Matrix:	Water	**Date Received:**	7/ 8/14
Sample Name:	MSA-SW42C-070714		
Lab Code:	R1405180-023	**Basis:**	NA

General Chemistry Parameters

Analyte Name	Method	Result	Q	Units	MRL	MDL	Dilution Factor	Date Extracted	Date Analyzed	Note
Chromium, Hexavalent, Dissolved	218.6 LL	**0.109**		µg/L	0.040	0.028	2	NA	7/10/14 01:54	

ALS Group USA, Corp. dba ALS Environmental

Analytical Report

Client:	Tetra Tech NUS, Inc.	**Service Request:**	R1405180
Project:	MSA Surface Water Frog Mortar Creek/112IC06183	**Date Collected:**	7/ 7/14 1029
Sample Matrix:	Water	**Date Received:**	7/ 8/14
Sample Name:	MSA-SW42D-070714		
Lab Code:	R1405180-024	**Basis:**	NA

General Chemistry Parameters

Analyte Name	Method	Result	Q	Units	MRL	MDL	Dilution Factor	Date Extracted	Date Analyzed	Note
Chromium, Hexavalent, Dissolved	218.6 LL	**0.122**		µg/L	0.040	0.028	2	NA	7/10/14 02:03	

ALS Group USA, Corp. dba ALS Environmental

Analytical Report

Client:	Tetra Tech NUS, Inc.	**Service Request:**	R1405180
Project:	MSA Surface Water Frog Mortar Creek/112IC06183	**Date Collected:**	7/ 7/14 1322
Sample Matrix:	Water	**Date Received:**	7/ 8/14
Sample Name:	MSA-SW43A-070714		
Lab Code:	R1405180-025	**Basis:**	NA

General Chemistry Parameters

Analyte Name	Method	Result	Q	Units	MRL	MDL	Dilution Factor	Date Extracted	Date Analyzed	Note
Chromium, Hexavalent, Dissolved	218.6 LL	**0.121**		µg/L	0.040	0.028	2	NA	7/10/14 02:12	

Client: Tetra Tech NUS, Inc.
Project: MSA Surface Water Frog Mortar Creek/112IC06183
Sample Matrix: Water

Service Request: R1405180
Date Collected: 7/ 7/14 1329
Date Received: 7/ 8/14

Sample Name: MSA-SW43B-070714
Lab Code: R1405180-026

Basis: NA

General Chemistry Parameters

Analyte Name	Method	Result	Q	Units	MRL	MDL	Dilution Factor	Date Extracted	Date Analyzed	Note
Chromium, Hexavalent, Dissolved	218.6 LL	**0.136**		µg/L	0.040	0.028	2	NA	7/10/14 02:21	

ALS Group USA, Corp. dba ALS Environmental

Analytical Report

Client:	Tetra Tech NUS, Inc.	**Service Request:**	R1405180
Project:	MSA Surface Water Frog Mortar Creek/112IC06183	**Date Collected:**	7/ 7/14 1334
Sample Matrix:	Water	**Date Received:**	7/ 8/14
Sample Name:	MSA-SW43C-070714		
Lab Code:	R1405180-027	**Basis:**	NA

General Chemistry Parameters

Analyte Name	Method	Result	Q	Units	MRL	MDL	Dilution Factor	Date Extracted	Date Analyzed	Note
Chromium, Hexavalent, Dissolved	218.6 LL	**0.120**		µg/L	0.040	0.028	2	NA	7/10/14 02:29	

Client: Tetra Tech NUS, Inc.
Project: MSA Surface Water Frog Mortar Creek/112IC06183
Sample Matrix: Water

Service Request: R1405180
Date Collected: 7/ 7/14 1337
Date Received: 7/ 8/14

Sample Name: MSA-SW43D-070714
Lab Code: R1405180-028

Basis: NA

General Chemistry Parameters

Analyte Name	Method	Result	Q	Units	MRL	MDL	Dilution Factor	Date Extracted	Date Analyzed	Note
Chromium, Hexavalent, Dissolved	218.6 LL	**0.101**		µg/L	0.040	0.028	2	NA	7/10/14 02:38	

ALS Group USA, Corp. dba ALS Environmental

Analytical Report

Client:	Tetra Tech NUS, Inc.	**Service Request:**	R1405180
Project:	MSA Surface Water Frog Mortar Creek/112IC06183	**Date Collected:**	7/ 7/14 1343
Sample Matrix:	Water	**Date Received:**	7/ 8/14
Sample Name:	MSA-SW44A-070714		
Lab Code:	R1405180-029	**Basis:**	NA

General Chemistry Parameters

Analyte Name	Method	Result	Q	Units	MRL	MDL	Dilution Factor	Date Extracted	Date Analyzed	Note
Chromium, Hexavalent, Dissolved	218.6 LL	**0.114**		µg/L	0.040	0.028	2	NA	7/10/14 02:47	

ALS Group USA, Corp. dba ALS Environmental

Analytical Report

Client:	Tetra Tech NUS, Inc.	**Service Request:**	R1405180
Project:	MSA Surface Water Frog Mortar Creek/112IC06183	**Date Collected:**	7/ 7/14 1348
Sample Matrix:	Water	**Date Received:**	7/ 8/14
Sample Name:	MSA-SW44B-070714		
Lab Code:	R1405180-030	**Basis:**	NA

General Chemistry Parameters

Analyte Name	Method	Result	Q	Units	MRL	MDL	Dilution Factor	Date Extracted	Date Analyzed	Note
Chromium, Hexavalent, Dissolved	218.6 LL	**0.129**		µg/L	0.040	0.028	2	NA	7/10/14 02:56	

ALS Group USA, Corp. dba ALS Environmental

Analytical Report

Client:	Tetra Tech NUS, Inc.	**Service Request:**	R1405180
Project:	MSA Surface Water Frog Mortar Creek/1121C06183	**Date Collected:**	7/ 7/14 1352
Sample Matrix:	Water	**Date Received:**	7/ 8/14
Sample Name:	MSA-SW44C-070714		
Lab Code:	R1405180-031	**Basis:**	NA

General Chemistry Parameters

Analyte Name	Method	Result	Q	Units	MRL	MDL	Dilution Factor	Date Extracted	Date Analyzed	Note
Chromium, Hexavalent, Dissolved	218.6 LL	**0.107**		µg/L	0.040	0.028	2	NA	7/10/14 03:05	

ALS Group USA, Corp. dba ALS Environmental

Analytical Report

Client:	Tetra Tech NUS, Inc.	**Service Request:**	R1405180
Project:	MSA Surface Water Frog Mortar Creek/112IC06183	**Date Collected:**	7/ 7/14 1356
Sample Matrix:	Water	**Date Received:**	7/ 8/14
Sample Name:	MSA-SW44D-070714		
Lab Code:	R1405180-032	**Basis:**	NA

General Chemistry Parameters

Analyte Name	Method	Result	Q	Units	MRL	MDL	Dilution Factor	Date Extracted	Date Analyzed	Note
Chromium, Hexavalent, Dissolved	218.6 LL	**0.106**		µg/L	0.040	0.028	2	NA	7/10/14 03:51	

ALS Group USA, Corp. dba ALS Environmental

Analytical Report

Client:	Tetra Tech NUS, Inc.	**Service Request:**	R1405180
Project:	MSA Surface Water Frog Mortar Creek/112IC06183	**Date Collected:**	7/ 7/14 0908
Sample Matrix:	Water	**Date Received:**	7/ 8/14
Sample Name:	MSA-SW45A-070714		
Lab Code:	R1405180-033	**Basis:**	NA

General Chemistry Parameters

Analyte Name	Method	Result	Q	Units	MRL	MDL	Dilution Factor	Date Extracted	Date Analyzed	Note
Chromium, Hexavalent, Dissolved	218.6 LL	**0.111**		µg/L	0.040	0.028	2	NA	7/10/14 04:00	

ALS Group USA, Corp. dba ALS Environmental

Analytical Report

Client:	Tetra Tech NUS, Inc.	**Service Request:**	R1405180
Project:	MSA Surface Water Frog Mortar Creek/112IC06183	**Date Collected:**	7/ 7/14 0914
Sample Matrix:	Water	**Date Received:**	7/ 8/14
Sample Name:	MSA-SW45B-070714		
Lab Code:	R1405180-034	**Basis:**	NA

General Chemistry Parameters

Analyte Name	Method	Result	Q	Units	MRL	MDL	Dilution Factor	Date Extracted	Date Analyzed	Note
Chromium, Hexavalent, Dissolved	218.6 LL	**0.109**		µg/L	0.040	0.028	2	NA	7/10/14 04:09	

ALS Group USA, Corp. dba ALS Environmental

Analytical Report

Client:	Tetra Tech NUS, Inc.	**Service Request:**	R1405180
Project:	MSA Surface Water Frog Mortar Creek/112IC06183	**Date Collected:**	7/ 7/14 0918
Sample Matrix:	Water	**Date Received:**	7/ 8/14
Sample Name:	MSA-SW45C-070714		
Lab Code:	R1405180-035	**Basis:**	NA

General Chemistry Parameters

Analyte Name	Method	Result	Q	Units	MRL	MDL	Dilution Factor	Date Extracted	Date Analyzed	Note
Chromium, Hexavalent, Dissolved	218.6 LL	**0.126**		µg/L	0.040	0.028	2	NA	7/10/14 04:18	

ALS Group USA, Corp. dba ALS Environmental

Analytical Report

Client:	Tetra Tech NUS, Inc.	**Service Request:**	R1405180
Project:	MSA Surface Water Frog Mortar Creek/112IC06183	**Date Collected:**	7/ 7/14 0924
Sample Matrix:	Water	**Date Received:**	7/ 8/14
Sample Name:	MSA-SW45D-070714		
Lab Code:	R1405180-036	**Basis:**	NA

General Chemistry Parameters

Analyte Name	Method	Result	Q	Units	MRL	MDL	Dilution Factor	Date Extracted	Date Analyzed	Note
Chromium, Hexavalent, Dissolved	218.6 LL	**0.128**		µg/L	0.040	0.028	2	NA	7/10/14 04:27	

Appendix C

Support Documentation

Rochester

1565 Jefferson Road, Building 300, Suite 360
Rochester, NY 14623
Phone: +1 585 288 5380 Fax: +1 585 288 8475

Chain of Custody Record

ALS Environmental

Client Contact	Project Manager: Tony Apanavage	Site Contact: Tony Apanavage	Date: 7/7/2014	COC No:
Tetra Tech	Tel/Fax: 301-233-8230 (cell)	Lab Contact:	Carrier: Fedex	1 of 3 COCs
20251 Century Blvd, Suite 200	Analysis Turnaround Time			Job No. 112IC06183
Germantown, MD 20874	Calendar (C) or Work Days (W) _____			
(301) 528-3021 Phone	TAT if different from Below: 3 DAYS			SDG No.
(301) 528-3000 FAX	☐ 2 weeks			
Project Name: MSA Surface Water Sampling	☐ 1 week 24 hr.			Sampler:
Site: MSA Frog Mortar Creek	☐ 2 days hold time			
P O #	☐ 1 day			

Sample Identification	Sample Date	Sample Time	Sample Type	Matrix	# of Cont.	Filtered Sample	Dissolved Hexavalent Chromium	Sample Specific Notes:
MSA-SW37A-070714	7/7/2014	0950	SW	Water	1		x	
MSA-SW37B-070714	7/7/2014	0957	SW	Water	1		x	
MSA-SW37C-070714	7/7/2014	1002	SW	Water	1		x	
MSA-SW37D-070714	7/7/2014	1007	SW	Water	1		x	
MSA-SW38A-070714	7/7/2014	1243	SW	Water	1		x	
MSA-SW38B-070714	7/7/2014	1249	SW	Water	1		x	
MSA-SW38C-070714	7/7/2014	1252	SW	Water	1		x	
MSA-SW38D-070714	7/7/2014	1257	SW	Water	1		x	
MSA-SW39A-070714	7/7/2014	0845	SW	Water	1		x	
MSA-SW39B-070714	7/7/2014	0851	SW	Water	1		x	
MSA-SW39C-070714	7/7/2014	0855	SW	Water	1		x	
MSA-SW39D-070714	7/7/2014	0859	SW	Water	1		x	

R1405180 5
Tetra Tech NUS,Inc.
MSA Surface Water Frog Mortar Creek

Preservation Used: (1= Ice) 2= HCl; 3= H_2SO_4; 4=HNO_3; 5=NaOH; 6= Other _____

Possible Hazard Identification
(☒) Non-Hazard ☐ Flammable ☐ Skin Irritant Poison B ☐ Unknown ☐

Sample Disposal (A fee may be assessed if samples are retained longer than 1 month)
☐ Return To Client (☒) Disposal By Lab ☐ Archive For _____ Months

Special Instructions/QC Requirements & Comments: **Samples must be analyzed within 24 hours of sample time.**

Relinquished by:	Company:	Date/Time:	Received by:	Company:	Date/Time:
1	Tetra Tech	7/7/14 1600		MS	7/8/14 0810
Relinquished by:	Company:	Date/Time:	Received by:	Company:	Date/Time:
2					
Relinquished by:	Company:	Date/Time:	Received by:	Company:	Date/Time:
3					

Rochester

1565 Jefferson Road, Building 300, Suite 360
Rochester, NY 14623
Phone: +1 585 288 5380 Fax: +1 585 288 8475

Chain of Custody Record

ALS Environmental

Client Contact	Project Manager: Tony Apanavage	Site Contact: Tony Apanavage	Date: 7/7/2014	COC No:
Tetra Tech	Tel/Fax: 301-233-8230 (cell)	Lab Contact:	Carrier: Fedex	2 of 3 COCs
20251 Century Blvd, Suite 200	Analysis Turnaround Time			Job No. 112IC06183
Germantown, MD 20874	Calendar (C) or Work Days (W) _____			
(301) 528-3021 Phone	TAT If different from Below: 3 DAYS			SDG No.
(301) 528-3000 FAX	☐ 2 weeks 24 hour hold time			
Project Name: MSA Surface Water Sampling	☐ 1 week			Sampler: TA
Site: MSA Frog Mortar Creek	☐ 2 days			
P O #	☐ 1 day			Sample Specific Notes:

Sample Identification	Sample Date	Sample Time	Sample Type	Matrix	# of Cont.	Filtered Sample	Dissolved Hexavalent Chromium
MSA-SW40A-070714	7/7/2014	1040	SW	Water	1		x
MSA-SW40B-070714	7/7/2014	1227	SW	Water	1		x
MSA-SW40C-070714	7/7/2014	1232	SW	Water	1		x
MSA-SW40D-070714	7/7/2014	1236	SW	Water	1		x
MSA-SW41A-070714	7/7/2014	1303	SW	Water	1		x
MSA-SW41B-070714	7/7/2014	1308	SW	Water	1		x
MSA-SW41C-070714	7/7/2014	1312	SW	Water	1		x
MSA-SW41D-070714	7/7/2014	1316	SW	Water	1		x
MSA-SW42A-070714	7/7/2014	1015	SW	Water	1		x
MSA-SW42B-070714	7/7/2014	1022	SW	Water	1		x
MSA-SW42C-070714	7/7/2014	1025	SW	Water	1		x
MSA-SW42D-070714	7/7/2014	1029	SW	Water	1		x

Preservation Used: 1= Ice, 2= HCl; 3= H2SO4; 4=HNO3; 5=NaOH; 6= Other _____

Possible Hazard Identification
☑ *Non-Hazard* ☐ *Flammable* ☐ *Skin Irritant* *Poison B* ☐ *Unknown* ☐

Sample Disposal (A fee may be assessed if samples are retained longer than 1 month)
☐ *Return To Client* ☑ *Disposal By Lab* ☐ *Archive For* _____ *Months*

Special Instructions/QC Requirements & Comments: Samples must be analyzed within 24 hours of sample time.

Relinquished by:	Company:	Date/Time:	Received by:	Company:	Date/Time:
1	Tetra Tech	7/7/14 1600		ALS	7/8/14 0810
Relinquished by:	Company:	Date/Time:	Received by:	Company:	Date/Time:
2					
Relinquished by:	Company:	Date/Time:	Received by:	Company:	Date/Time:
3					

Rochester

1565 Jefferson Road, Building 300, Suite 360
Rochester, NY 14623
Phone: +1 585 288 5380 Fax: +1 585 288 8475

Chain of Custody Record

ALS Environmental

Client Contact	Project Manager: Tony Apanavage	Site Contact: Tony Apanavage	Date: 7/7/2014	COC No:
Tetra Tech	Tel/Fax: 301-233-8230 (cell)	Lab Contact:	Carrier: Fedex	3 of 3 COCs
20251 Century Blvd, Suite 200	Analysis Turnaround Time			Job No. 112IC06183
Germantown, MD 20874	Calendar (C) or Work Days (W)			
(301) 528-3021 Phone	TAT if different from Below (STAT)			SDG No.
(301) 528-3000 FAX	☐ 2 weeks 3 DAYS,			
Project Name: MSA Surface Water Sampling	☐ 1 week 24 Hr Hold Time			Sampler: JAM
Site: MSA Frog Mortar Creek	☐ 2 days			
P O #	☒ 1 day			

Sample Identification	Sample Date	Sample Time	Sample Type	Matrix	# of Cont.	Filtered Sample	Dissolved Hexavalent Chromium	Sample Specific Notes:
MSA-SW43A-070714	7/7/2014	1322	SW	Water	1		x	
MSA-SW43B-070714	7/7/2014	1329	SW	Water	1		x	
MSA-SW43C-070714	7/7/2014	1334	SW	Water	1		x	
MSA-SW43D-070714	7/7/2014	1337	SW	Water	1		x	
MSA-SW44A-070714	7/7/2014	1343	SW	Water	1		x	
MSA-SW44B-070714	7/7/2014	1348	SW	Water	1		x	
MSA-SW44C-070714	7/7/2014	1352	SW	Water	1		x	
MSA-SW44D-070714	7/7/2014	1356	SW	Water	1		x	
MSA-SW45A-070714	7/7/2014	0908	SW	Water	1		x	
MSA-SW45B-070714	7/7/2014	0914	SW	Water	1		x	
MSA-SW45C-070714	7/7/2014	0918	SW	Water	1		x	
MSA-SW45D-070714	7/7/2014	0924	SW	Water	1		x	

Preservation Used: 1= Ice, 2= HCl; 3= H2SO4; 4=HNO3; 5=NaOH; 6= Other _____

Possible Hazard Identification
☒ Non-Hazard ☐ Flammable ☐ Skin Irritant Poison B ☐ Unknown ☐

Sample Disposal (A fee may be assessed if samples are retained longer than 1 month)
☐ Return To Client ☒ Disposal By Lab ☐ Archive For _____ Months

Special Instructions/QC Requirements & Comments: Samples must be analyzed within 24 hours of sample time.

Relinquished by:	Company:	Date/Time:	Received by:	Company:	Date/Time:
	Tetra Tech	7/7/14 1600		ALS	7/8/14 0810
Relinquished by:	Company:	Date/Time:	Received by:	Company:	Date/Time:
Relinquished by:	Company:	Date/Time:	Received by:	Company:	Date/Time:

Cooler Receipt and Preservation Check Form

Project/Client Tetra Tech Folder Number RM-5180

Cooler received on 7/8/14 by: JKS COURIER: ALS UPS FEDEX VELOCITY CLIENT

1	Were Custody seals on outside of cooler?	(Y)	N
2	Custody papers properly completed (ink, signed)?	(Y)	N
3	Did all bottles arrive in good condition (unbroken)?	(Y)	N
4	Circle: Wet Ice Dry Ice Gel packs present?	(Y)	N

5a	Perchlorate samples have required headspace?	Y	N (NA)
5b	Did VOA vials, Alk,or Sulfide have sig* bubbles?	Y	N (NA)
6	Where did the bottles originate? ALS/ROC (CLIENT)		
7	Soil VOA received as: Bulk Encore 5035set (NA)		

8. Temperature Readings Date: 7/8/14 Time: 0815 ID: (IR#3) IR#4 From: Temp Blank (Sample Bottle)

Observed Temp (°C)	2.7						
Correction Factor (°C)	+0.0						
Corrected Temp (°C)	2.7						
Within 0-6°C?	(Y) N	Y N	Y N	Y N	Y N	Y N	Y N

If out of Temperature, note packing/ice condition: _____ Ice melted Poorly Packed Same Day Rule

&Client Approval to Run Samples: _____ Standing Approval Client aware at drop-off Client notified by: _____

All samples held in storage location: ROOM by JKS on 7/8/14 at 0815

5035 samples placed in storage location: _____ by _____ on _____ at _____

PC Secondary Review: _____

Cooler Breakdown: Date: 7/8/14 Time: 2320 by: DAW

1. Were all bottle labels complete (*i.e.* analysis, preservation, etc.)? (YES) NO
2. Did all bottle labels and tags agree with custody papers? (YES) NO
3. Were correct containers used for the tests indicated? (YES) NO
4. Air Samples: Cassettes / Tubes Intact Canisters Pressurized Tedlar® Bags Inflated (N/A)

Explain any discrepancies:

pH	Reagent	Yes	No	Lot Received	Exp	Sample ID	Vol. Added	Lot Added	Final pH
≥12	NaOH								
≤2	HNO_3								
≤2	H_2SO_4								
<4	$NaHSO_4$								
Residual Chlorine (-)	For CN Phenol and 522			If +, contact PM to add $Na_2S_2O_3$ (CN), ascorbic (phenol).					
	$Na_2S_2O_3$	-	-						
	ZnAcetate	-	-						
	HCl	**	**						

**Not to be tested before analysis – pH tested and recorded by VOAs on a separate worksheet

Yes=All samples OK

No=Samples were preserved at The lab as listed

PM OK to Adjust: _____

Bottle lot numbers: 052614-2AA0

Other Comments:

PC Secondary Review: _____

*significant air bubbles: VOA > 5-6 mm : WC >1 in. diameter

CASE NARRATIVE

Client:	Tetra Tech NUS, Inc.	**Service Request No.:**	R1405180
Project:	MSA Surface Water	**Project Number:**	112IC06183
Sample Matrix:	Water	**Date Received:**	7/8/14

All analyses were performed consistent with the quality assurance program of ALS Environmental. This report contains analytical results for samples designated for Tier IV deliverables. When appropriate to the method, method blank and LCS results have been reported with each analytical test.

Sample Receipt

Water samples were collected on 7/7/14 and received at ALS in good condition at a cooler temperature of 2.7°C as noted on the cooler receipt and preservation check form. The sample preservation was checked upon receipt and samples were stored in a refrigerator at 1 - 6 °C upon receipt at the laboratory. See the CLP Batching sheets for a cross-reference between Client ID and ALS Job # and analyses requested. Sample ID were changed per client request to match bottle ID's.

Hexavalent Chromium Analysis – 218.6

Thirty-six water samples were analyzed for Dissolved CR+6 by EPA method 218.6, low level. Values detected between the MDL and PQL have been flagged with a "J" as estimated.

Note: All samples were analyzed outside of the client requested 24 hours holding time but within method specified holding time of 28 days. All samples were analyzed on the same day they were received.

All the initial and continuing calibration criteria of 95 – 105 % were met.

The Blank Spike (LCS) recovery was within QC limits.

The Laboratory Blank associated with these samples was free of contamination.

I certify that this data package is in compliance with the terms and conditions of the contract, both technically and for completeness, for other than the details conditioned above. Release of the data contained in this hard copy data package has been authorized by the Laboratory Manager or his designee, as verified by the following signature._____

ALS ASP/CLP Batching Form/Login Sheet

Client Proj #:	112IC06183	Batch Complete:	Yes	Date Revised:	
Submission:	R1405180	Diskette Requested:	No	Date Due:	7/29/14
Client:	Tetra Tech NUS, Inc.	Date:	7/14/14	Protocol:	MCAWW
Client Rep:	DPATTON	Custody Seal: Present/Absent:		Shipping No.:	
Project:	MSA Surface Water Frog Mortar (	Chain of Custody: Present/Absent:		SDG #:	

CAS Job #	Client/EPA ID	Matrix	Requested Parameters	Date Sampled	Date Received	pH (Solids)	% Solids	Remarks Sample Condition
R1405180-001	MSA-SW37A-070714	Water	218.6 LL	7/7/14	7/8/14			
R1405180-002	MSA-SW37B-070714	Water	218.6 LL	7/7/14	7/8/14			
R1405180-003	MSA-SW37C-070714	Water	218.6 LL	7/7/14	7/8/14			
R1405180-004	MSA-SW37D-070714	Water	218.6 LL	7/7/14	7/8/14			
R1405180-005	MSA-SW38A-070714	Water	218.6 LL	7/7/14	7/8/14			
R1405180-006	MSA-SW38B-070714	Water	218.6 LL	7/7/14	7/8/14			
R1405180-007	MSA-SW38C-070714	Water	218.6 LL	7/7/14	7/8/14			
R1405180-008	MSA-SW38D-070714	Water	218.6 LL	7/7/14	7/8/14			
R1405180-009	MSA-SW39A-070714	Water	218.6 LL	7/7/14	7/8/14			
R1405180-010	MSA-SW39B-070714	Water	218.6 LL	7/7/14	7/8/14			
R1405180-011	MSA-SW39C-070714	Water	218.6 LL	7/7/14	7/8/14			
R1405180-012	MSA-SW39D-070714	Water	218.6 LL	7/7/14	7/8/14			
R1405180-013	MSA-SW40A-070714	Water	218.6 LL	7/7/14	7/8/14			
R1405180-014	MSA-SW40B-070714	Water	218.6 LL	7/7/14	7/8/14			
R1405180-015	MSA-SW40C-070714	Water	218.6 LL	7/7/14	7/8/14			
R1405180-016	MSA-SW40D-070714	Water	218.6 LL	7/7/14	7/8/14			
R1405180-017	MSA-SW41A-070714	Water	218.6 LL	7/7/14	7/8/14			
R1405180-018	MSA-SW41B-070714	Water	218.6 LL	7/7/14	7/8/14			
R1405180-019	MSA-SW41C-070714	Water	218.6 LL	7/7/14	7/8/14			
R1405180-020	MSA-SW41D-070714	Water	218.6 LL	7/7/14	7/8/14			
R1405180-021	MSA-SW42A-070714	Water	218.6 LL	7/7/14	7/8/14			
R1405180-022	MSA-SW42B-070714	Water	218.6 LL	7/7/14	7/8/14			
R1405180-023	MSA-SW42C-070714	Water	218.6 LL	7/7/14	7/8/14			
R1405180-024	MSA-SW42D-070714	Water	218.6 LL	7/7/14	7/8/14			
R1405180-025	MSA-SW43A-070714	Water	218.6 LL	7/7/14	7/8/14			
R1405180-026	MSA-SW43B-070714	Water	218.6 LL	7/7/14	7/8/14			
R1405180-027	MSA-SW43C-070714	Water	218.6 LL	7/7/14	7/8/14			
R1405180-028	MSA-SW43D-070714	Water	218.6 LL	7/7/14	7/8/14			
R1405180-029	MSA-SW44A-070714	Water	218.6 LL	7/7/14	7/8/14			
R1405180-030	MSA-SW44B-070714	Water	218.6 LL	7/7/14	7/8/14			
R1405180-031	MSA-SW44C-070714	Water	218.6 LL	7/7/14	7/8/14			
R1405180-032	MSA-SW44D-070714	Water	218.6 LL	7/7/14	7/8/14			
R1405180-033	MSA-SW45A-070714	Water	218.6 LL	7/7/14	7/8/14			
R1405180-034	MSA-SW45B-070714	Water	218.6 LL	7/7/14	7/8/14			
R1405180-035	MSA-SW45C-070714	Water	218.6 LL	7/7/14	7/8/14			
R1405180-036	MSA-SW45D-070714	Water	218.6 LL	7/7/14	7/8/14			

Folder Comments:

ALS Environmental

REPORT QUALIFIERS AND DEFINITIONS

U Analyte was analyzed for but not detected. The sample quantitation limit has been corrected for dilution and for percent moisture, unless otherwise noted in the case narrative.

J Estimated value due to either being a Tentatively Identified Compound (TIC) or that the concentration is between the MRL and the MDL. Concentrations are not verified within the linear range of the calibration. For DoD: concentration >40% difference between two GC columns (pesticides/Arclors).

B Analyte was also detected in the associated method blank at a concentration that may have contributed to the sample result.

E Inorganics- Concentration is estimated due to the serial dilution was outside control limits.

E Organics- Concentration has exceeded the calibration range for that specific analysis.

D Concentration is a result of a dilution, typically a secondary analysis of the sample due to exceeding the calibration range or that a surrogate has been diluted out of the sample and cannot be assessed.

* Indicates that a quality control parameter has exceeded laboratory limits. Under the "Notes" column of the Form I, this qualifier denotes analysis was performed out of Holding Time.

H Analysis was performed out of hold time for tests that have an "immediate" hold time criteria.

Spike was diluted out.

\+ Correlation coefficient for MSA is <0.995.

N Inorganics- Matrix spike recovery was outside laboratory limits.

N Organics- Presumptive evidence of a compound (reported as a TIC) based on the MS library search.

S Concentration has been determined using Method of Standard Additions (MSA).

W Post-Digestion Spike recovery is outside control limits and the sample absorbance is <50% of the spike absorbance.

P Concentration >40% (25% for CLP) difference between the two GC columns.

C Confirmed by GC/MS

Q DoD reports: indicates a pesticide/Aroclor is not confirmed (≥100% Difference between two GC columns).

X See Case Narrative for discussion.

MRL Method Reporting Limit. Also known as:
LOQ Limit of Quantitation (LOQ)
The lowest concentration at which the method analyte may be reliably quantified under the method conditions.

MDL Method Detection Limit. A statistical value derived from a study designed to provide the lowest concentration that will be detected 99% of the time. Values between the MDL and MRL are estimated (see J qualifier).

LOD Limit of Detection. A value at or above the MDL which has been verified to be detectable.

ND Non-Detect. Analyte was not detected at the concentration listed. Same as U qualifier.

ACCREDITED IN ACCORDANCE WITH nelac

Rochester Lab ID # for State Certifications[1]

NELAP Accredited	Maine ID #NY0032	New Hampshire ID # 294100 A/B
Connecticut ID # PH0556	Nebraska Accredited	
Delaware Accredited	Nevada ID # NY-00032	North Carolina #676
DoD ELAP #65817	New Jersey ID # NY004	Pennsylvania ID# 68-786
Florida ID # E87674	New York ID # 10145	Rhode Island ID # 158
Illinois ID #200047		Virginia #460167

[1] Analyses were performed according to our laboratory's NELAP-approved quality assurance program and any applicable state or agency requirements. The test results meet requirements of the current NELAP/TNI standards or state or agency requirements, where applicable, except as noted in the laboratory case narrative provided. For a specific list of accredited analytes, refer to http://www.alsglobal.com/en/Our-Services/Life-Sciences/Environmental/Downloads/North-America-Downloads

ALS Group USA, Corp. dba ALS Environmental

Analytical Report

Client:	Tetra Tech NUS, Inc.	**Service Request:**	R1405180
Project:	MSA Surface Water Frog Mortar Creek/112IC06183	**Date Collected:**	NA
Sample Matrix:	Water	**Date Received:**	NA
Sample Name:	Method Blank		
Lab Code:	R1405180-MB1	**Basis:**	NA

General Chemistry Parameters

Analyte Name	Method	Result	Q	Units	MRL	MDL	Dilution Factor	Date Extracted	Date Analyzed	Note
Chromium, Hexavalent, Dissolved	218.6 LL	0.020	U	µg/L	0.020	0.014	1	NA	7/9/14 20:24	

ALS Group USA, Corp. dba ALS Environmental

QA/QC Report

Client: Tetra Tech NUS, Inc.
Project: MSA Surface Water Frog Mortar Creek/112IC06183
Sample Matrix: Water

Service Request: R1405180
Date Analyzed: 7/ 9/14

Lab Control Sample Summary
General Chemistry Parameters

Units: µg/L
Basis: NA

Analyte Name	Method	Lab Control Sample R1405180-LCS1 Result	Spike Amount	% Rec	% Rec Limits
Chromium, Hexavalent, Dissolved	218.6 LL	0.204	0.200	102	90 - 110

Results flagged with an asterisk (*) indicate values outside control criteria.

Percent recoveries and relative percent differences (RPD) are determined by the software using values in the calculation which have not been rounded.

Client:	Tetra Tech NUS, Inc.	**Service Request:**	R1405180
Project:	MSA Surface Water Frog Mortar Creek/112IC06183	**Date Collected:**	NA
Sample Matrix:	Water	**Date Received:**	NA
Sample Name:	Method Blank		
Lab Code:	R1405180-MB2	**Basis:**	NA

General Chemistry Parameters

Analyte Name	Method	Result	Q	Units	MRL	MDL	Dilution Factor	Date Extracted	Date Analyzed	Note
Chromium, Hexavalent, Dissolved	218.6 LL	0.020	U	µg/L	0.020	0.014	1	NA	7/9/14 23:58	

ALS Group USA, Corp. dba ALS Environmental

QA/QC Report

Client: Tetra Tech NUS, Inc.
Project: MSA Surface Water Frog Mortar Creek/112IC06183
Sample Matrix: Water

Service Request: R1405180
Date Analyzed: 7/10/14

Lab Control Sample Summary
General Chemistry Parameters

Units: µg/L
Basis: NA

Analyte Name	Method	Lab Control Sample R1405180-LCS2 Result	Spike Amount	% Rec	% Rec Limits
Chromium, Hexavalent, Dissolved	218.6 LL	0.212	0.200	106	90 - 110

Results flagged with an asterisk (*) indicate values outside control criteria.

Percent recoveries and relative percent differences (RPD) are determined by the software using values in the calculation which have not been rounded.

Analytical Results Summary

Instrument Name: R-IC-08 **Analyst:** CWOODS **Analysis Lot:** 401037 **Method/Testcode:** 218.6 LL/Cr6 D LL

Lab Code	Target Analytes	QC	Parent Sample	Matrix	Raw Result	Sample Amt.	Final Result	Dil	MDL	PQL	% Rec	% RSD	Date Analyzed	QC?	Tier
RQ1407928-01	Chromium, Hexavalent, Dissolved	CCV		Water	0.51 ppb	10 mL	0.510 ppb	1					7/9/14 20:15:00	N	IV
RQ1407928-02	Chromium, Hexavalent, Dissolved	CCB		Water	0.00 ppb	10 mL	0.020 µg/L U	1	0.014	0.020			7/9/14 20:24:00	N	IV
RQ1407928-03	Chromium, Hexavalent, Dissolved	MB		Water	0.00 ppb	10 mL	0.020 µg/L U	1	0.014	0.020			7/9/14 20:24:00	N	IV
RQ1407928-04	Chromium, Hexavalent, Dissolved	LCS		Water	0.20 ppb	10 mL	0.204 µg/L	1	0.014	0.020	102		7/9/14 20:34:00	N	IV
R1405180-001	Chromium, Hexavalent, Dissolved	N/A		Water	0.05 ppb	10 mL	0.097 µg/L	2	0.028	0.040			7/9/14 20:45:00	N	IV
RQ1407928-05	Chromium, Hexavalent, Dissolved	MS	R1405180-001	Water MS	0.24 ppb	10 mL	0.477 µg/L	2	0.028	0.040	95		7/9/14 20:53:00	N	IV
RQ1407928-06	Chromium, Hexavalent, Dissolved	DMS	R1405180-001	Water MSD	0.25 ppb	10 mL	0.496 µg/L	2	0.028	0.040	100	4	7/9/14 21:02:00	N	IV
R1405180-002	Chromium, Hexavalent, Dissolved	N/A		Water	0.06 ppb	10 mL	0.120 µg/L	2	0.028	0.040			7/9/14 21:10:00	N	IV
R1405180-003	Chromium, Hexavalent, Dissolved	N/A		Water	0.05 ppb	10 mL	0.092 µg/L	2	0.028	0.040			7/9/14 21:19:00	N	IV
R1405180-004	Chromium, Hexavalent, Dissolved	N/A		Water	0.05 ppb	10 mL	0.097 µg/L	2	0.028	0.040			7/9/14 21:28:00	N	IV
R1405180-005	Chromium, Hexavalent, Dissolved	N/A		Water	0.06 ppb	10 mL	0.113 µg/L	2	0.028	0.040			7/9/14 21:36:00	N	IV
R1405180-006	Chromium, Hexavalent, Dissolved	N/A		Water	0.07 ppb	10 mL	0.132 µg/L	2	0.028	0.040			7/9/14 21:45:00	N	IV
R1405180-007	Chromium, Hexavalent, Dissolved	N/A		Water	0.06 ppb	10 mL	0.119 µg/L	2	0.028	0.040			7/9/14 21:54:00	N	IV
RQ1407928-07	Chromium, Hexavalent, Dissolved	CCV		Water	0.48 ppb	10 mL	0.482 ppb	1					7/9/14 22:03:00	N	IV
RQ1407928-08	Chromium, Hexavalent, Dissolved	CCB		Water	0.00 ppb	10 mL	0.020 µg/L U	1	0.014	0.020			7/9/14 22:12:00	N	IV
R1405180-008	Chromium, Hexavalent, Dissolved	N/A		Water	0.06 ppb	10 mL	0.118 µg/L	2	0.028	0.040			7/9/14 22:21:00	N	IV
R1405180-009	Chromium, Hexavalent, Dissolved	N/A		Water	0.03 ppb	10 mL	0.068 µg/L	2	0.028	0.040			7/9/14 22:30:00	N	IV
R1405180-010	Chromium, Hexavalent, Dissolved	N/A		Water	0.05 ppb	10 mL	0.098 µg/L	2	0.028	0.040			7/9/14 22:39:00	N	IV
R1405180-011	Chromium, Hexavalent, Dissolved	N/A		Water	0.07 ppb	10 mL	0.137 µg/L	2	0.028	0.040			7/9/14 22:48:00	N	IV
RQ1407928-09	Chromium, Hexavalent, Dissolved	MS	R1405180-011	Water MS	0.25 ppb	10 mL	0.498 µg/L	2	0.028	0.040	90		7/9/14 22:56:00	N	IV
RQ1407928-10	Chromium, Hexavalent, Dissolved	DMS	R1405180-011	Water MSD	0.25 ppb	10 mL	0.509 µg/L	2	0.028	0.040	93	2	7/9/14 23:05:00	N	IV
R1405180-012	Chromium, Hexavalent, Dissolved	N/A		Water	0.06 ppb	10 mL	0.122 µg/L	2	0.028	0.040			7/9/14 23:13:00	N	IV
R1405180-013	Chromium, Hexavalent, Dissolved	N/A		Water	0.05 ppb	10 mL	0.099 µg/L	2	0.028	0.040			7/9/14 23:22:00	N	IV

# indicates Final Result is not yet adjusted for Solids because it has not yet been determined.

Analytical Results Summary

Instrument Name: R-IC-08 **Analyst:** CWOODS **Analysis Lot:** 401037 **Method/Testcode:** 218.6 LL/Cr6 D LL

Lab Code	Target Analytes	QC	Parent Sample	Matrix	Raw Result	Sample Amt.	Final Result	Dil	MDL	PQL	% Rec	% RSD	Date Analyzed	QC?	Tier
R1405180-014	Chromium, Hexavalent, Dissolved	N/A		Water	0.06 ppb	10 mL	0.117 µg/L	2	0.028	0.040			7/9/14 23:31:00	N	IV
R1405180-015	Chromium, Hexavalent, Dissolved	N/A		Water	0.05 ppb	10 mL	0.091 µg/L	2	0.028	0.040			7/9/14 23:40:00	N	IV
RQ1407928-11	Chromium, Hexavalent, Dissolved	CCV		Water	0.49 ppb	10 mL	0.489 ppb	1					7/9/14 23:49:00	N	IV
RQ1407928-12	Chromium, Hexavalent, Dissolved	CCB		Water	0.00 ppb	10 mL	0.020 µg/L U	1	0.014	0.020			7/9/14 23:58:00	N	IV
R1405180-016	Chromium, Hexavalent, Dissolved	N/A		Water	0.05 ppb	10 mL	0.102 µg/L	2	0.028	0.040			7/10/14 00:07:00	N	IV
R1405180-017	Chromium, Hexavalent, Dissolved	N/A		Water	0.06 ppb	10 mL	0.115 µg/L	2	0.028	0.040			7/10/14 00:17:00	N	IV
R1405180-018	Chromium, Hexavalent, Dissolved	N/A		Water	0.05 ppb	10 mL	0.092 µg/L	2	0.028	0.040			7/10/14 00:26:00	N	IV
R1405180-019	Chromium, Hexavalent, Dissolved	N/A		Water	0.06 ppb	10 mL	0.126 µg/L	2	0.028	0.040			7/10/14 00:35:00	N	IV
R1405180-020	Chromium, Hexavalent, Dissolved	N/A		Water	0.05 ppb	10 mL	0.105 µg/L	2	0.028	0.040			7/10/14 00:43:00	N	IV
RQ1407928-13	Chromium, Hexavalent, Dissolved	CCV		Water	0.50 ppb	10 mL	0.497 ppb	1					7/10/14 01:36:00	N	IV
RQ1407928-14	Chromium, Hexavalent, Dissolved	CCB		Water	0.00 ppb	10 mL	0.020 µg/L U	1	0.014	0.020			7/10/14 01:45:00	N	IV

# indicates Final Result is not yet adjusted for Solids because it has not yet been determined.

Analytical Results Summary

Instrument Name: R-IC-08 **Analyst:** CWOODS **Analysis Lot:** 401076 **Method/Testcode:** 218.6 LL/Cr6 D LL

Lab Code	Target Analytes	QC	Parent Sample	Matrix	Raw Result	Sample Amt.	Final Result	Dil	MDL	PQL	% Rec	% RSD	Date Analyzed	QC?	Tier
RQ1407929-01	Chromium, Hexavalent, Dissolved	CCV		Water	0.49 ppb	10 mL	0.489 ppb	1					7/9/14 23:49:00	N	IV
RQ1407929-02	Chromium, Hexavalent, Dissolved	CCB		Water	0.00 ppb	10 mL	0.020 µg/L U	1	0.014	0.020			7/9/14 23:58:00	N	IV
RQ1407929-03	Chromium, Hexavalent, Dissolved	MB		Water	0.00 ppb	10 mL	0.020 µg/L U	1	0.014	0.020			7/9/14 23:58:00	N	IV
RQ1407929-04	Chromium, Hexavalent, Dissolved	LCS		Water	0.21 ppb	10 mL	0.212 µg/L	1	0.014	0.020	106		7/10/14 00:52:00	N	IV
R1405180-021	Chromium, Hexavalent, Dissolved	N/A		Water	0.05 ppb	10 mL	0.103 µg/L	2	0.028	0.040			7/10/14 01:01:00	N	IV
RQ1407929-05	Chromium, Hexavalent, Dissolved	MS	R1405180-021	Water	0.24 ppb	10 mL	0.486 µg/L	2	0.028	0.040	96		7/10/14 01:10:00	N	IV
RQ1407929-06	Chromium, Hexavalent, Dissolved	DMS	R1405180-021	Water	0.25 ppb	10 mL	0.493 µg/L	2	0.028	0.040	97	2	7/10/14 01:19:00	N	IV
R1405180-022	Chromium, Hexavalent, Dissolved	N/A		Water	0.05 ppb	10 mL	0.101 µg/L	2	0.028	0.040			7/10/14 01:27:00	N	IV
RQ1407929-07	Chromium, Hexavalent, Dissolved	CCV		Water	0.50 ppb	10 mL	0.497 ppb	1					7/10/14 01:36:00	N	IV
RQ1407929-08	Chromium, Hexavalent, Dissolved	CCB		Water	0.00 ppb	10 mL	0.020 µg/L U	1	0.014	0.020			7/10/14 01:45:00	N	IV
R1405180-023	Chromium, Hexavalent, Dissolved	N/A		Water	0.05 ppb	10 mL	0.109 µg/L	2	0.028	0.040			7/10/14 01:54:00	N	IV
R1405180-024	Chromium, Hexavalent, Dissolved	N/A		Water	0.06 ppb	10 mL	0.122 µg/L	2	0.028	0.040			7/10/14 02:03:00	N	IV
R1405180-025	Chromium, Hexavalent, Dissolved	N/A		Water	0.06 ppb	10 mL	0.121 µg/L	2	0.028	0.040			7/10/14 02:12:00	N	IV
R1405180-026	Chromium, Hexavalent, Dissolved	N/A		Water	0.07 ppb	10 mL	0.136 µg/L	2	0.028	0.040			7/10/14 02:21:00	N	IV
R1405180-027	Chromium, Hexavalent, Dissolved	N/A		Water	0.06 ppb	10 mL	0.120 µg/L	2	0.028	0.040			7/10/14 02:29:00	N	IV
R1405180-028	Chromium, Hexavalent, Dissolved	N/A		Water	0.05 ppb	10 mL	0.101 µg/L	2	0.028	0.040			7/10/14 02:38:00	N	IV
R1405180-029	Chromium, Hexavalent, Dissolved	N/A		Water	0.06 ppb	10 mL	0.114 µg/L	2	0.028	0.040			7/10/14 02:47:00	N	IV
R1405180-030	Chromium, Hexavalent, Dissolved	N/A		Water	0.06 ppb	10 mL	0.129 µg/L	2	0.028	0.040			7/10/14 02:56:00	N	IV
R1405180-031	Chromium, Hexavalent, Dissolved	N/A		Water	0.05 ppb	10 mL	0.107 µg/L	2	0.028	0.040			7/10/14 03:05:00	N	IV
RQ1407929-09	Chromium, Hexavalent, Dissolved	MS	R1405180-031	Water	0.24 ppb	10 mL	0.480 µg/L	2	0.028	0.040	93		7/10/14 03:14:00	N	IV
RQ1407929-11	Chromium, Hexavalent, Dissolved	CCV		Water	0.52 ppb	10 mL	0.516 ppb	1					7/10/14 03:23:00	N	IV
RQ1407929-12	Chromium, Hexavalent, Dissolved	CCB		Water	0.00 ppb	10 mL	0.020 µg/L U	1	0.014	0.020			7/10/14 03:32:00	N	IV
RQ1407929-10	Chromium, Hexavalent, Dissolved	DMS	R1405180-031	Water	0.25 ppb	10 mL	0.501 µg/L	2	0.028	0.040	99	4	7/10/14 03:41:00	N	IV

# indicates Final Result is not yet adjusted for Solids because it has not yet been determined.

Analytical Results Summary

Instrument Name: R-IC-08 **Analyst:** CWOODS **Analysis Lot:** 401076 **Method/Testcode:** 218.6 LL/Cr6 D LL

Lab Code	Target Analytes	QC	Parent Sample	Matrix	Raw Result	Sample Amt.	Final Result	Dil	MDL	PQL	% Rec	% RSD	Date Analyzed	QC?	Tier
R1405180-032	Chromium, Hexavalent, Dissolved	N/A		Water	0.05 ppb	10 mL	0.106 µg/L	2	0.028	0.040			7/10/14 03:51:00	N	IV
R1405180-033	Chromium, Hexavalent, Dissolved	N/A		Water	0.06 ppb	10 mL	0.111 µg/L	2	0.028	0.040			7/10/14 04:00:00	N	IV
R1405180-034	Chromium, Hexavalent, Dissolved	N/A		Water	0.05 ppb	10 mL	0.109 µg/L	2	0.028	0.040			7/10/14 04:09:00	N	IV
R1405180-035	Chromium, Hexavalent, Dissolved	N/A		Water	0.06 ppb	10 mL	0.126 µg/L	2	0.028	0.040			7/10/14 04:18:00	N	IV
R1405180-036	Chromium, Hexavalent, Dissolved	N/A		Water	0.06 ppb	10 mL	0.128 µg/L	2	0.028	0.040			7/10/14 04:27:00	N	IV
RQ1407929-13	Chromium, Hexavalent, Dissolved	CCV		Water	0.50 ppb	10 mL	0.498 ppb	1					7/10/14 04:35:00	N	IV
RQ1407929-14	Chromium, Hexavalent, Dissolved	CCB		Water	0.00 ppb	10 mL	0.020 µg/L U	1	0.014	0.020			7/10/14 04:44:00	N	IV

00065

# indicates Final Result is not yet adjusted for Solids because it has not yet been determined.

07-09-14 218.6LL IC#8 Analyst: CWoods
Pipets: Barney, FRED

Injection Number	Injection Name	Type	Level	Processing Method	Inject Time	Dilution	Comment
1	STANDARD 1	Calibration Standard	01	8-070914LL	09/07/14 19:09	1.0	218.6 LL
2	STANDARD 2	Calibration Standard	02	8-070914LL	09/07/14 19:19	1.0	218.6 LL
3	STANDARD 3	Calibration Standard	03	8-070914LL	09/07/14 19:29	1.0	218.6 LL
4	STANDARD 4	Calibration Standard	04	8-070914LL	09/07/14 19:39	1.0	218.6 LL
5	STANDARD 5	Calibration Standard	05	8-070914LL	09/07/14 19:48	1.0	218.6 LL
6	STANDARD 6	Calibration Standard	06	8-070914LL	09/07/14 19:56	1.0	218.6 LL
7	STANDARD 7	Calibration Standard	07	8-070914LL	09/07/14 20:05	1.0	218.6 LL
8	ICV	Unknown		8-070914LL	09/07/14 20:15	1.0	218.6 LL
9	ICB	Unknown		8-070914LL	09/07/14 20:24	1.0	218.6 LL
10	LCS	Unknown		8-070914LL	09/07/14 20:34	1.0	218.6 LL
11	R1405180-001	Unknown		8-070914LL	09/07/14 20:45	2.0	218.6 LL
12	R1405180-001 MS	Unknown		8-070914LL	09/07/14 20:53	2.0	218.6 LL
13	R1405180-001 MSD	Unknown		8-070914LL	09/07/14 21:02	2.0	218.6 LL
14	R1405180-002	Unknown		8-070914LL	09/07/14 21:10	2.0	218.6 LL
15	R1405180-003	Unknown		8-070914LL	09/07/14 21:19	2.0	218.6 LL
16	R1405180-004	Unknown		8-070914LL	09/07/14 21:28	2.0	218.6 LL
17	R1405180-005	Unknown		8-070914LL	09/07/14 21:36	2.0	218.6 LL
18	R1405180-006	Unknown		8-070914LL	09/07/14 21:45	2.0	218.6 LL
19	R1405180-007	Unknown		8-070914LL	09/07/14 21:54	2.0	218.6 LL
20	CCV	Unknown		8-070914LL	09/07/14 22:03	1.0	218.6 LL
21	CCB	Unknown		8-070914LL	09/07/14 22:12	1.0	218.6 LL
22	R1405180-008	Unknown		8-070914LL	09/07/14 22:21	2.0	218.6 LL
23	R1405180-009	Unknown		8-070914LL	09/07/14 22:30	2.0	218.6 LL
24	R1405180-010	Unknown		8-070914LL	09/07/14 22:39	2.0	218.6 LL
25	R1405180-011	Unknown		8-070914LL	09/07/14 22:48	2.0	218.6 LL
26	R1405180-011 MS	Unknown		8-070914LL	09/07/14 22:56	2.0	218.6 LL
27	R1405180-011 MSD	Unknown		8-070914LL	09/07/14 23:05	2.0	218.6 LL
28	R1405180-012	Unknown		8-070914LL	09/07/14 23:13	2.0	218.6 LL
29	R1405180-013	Unknown		8-070914LL	09/07/14 23:22	2.0	218.6 LL
30	R1405180-014	Unknown		8-070914LL	09/07/14 23:31	2.0	218.6 LL
31	R1405180-015	Unknown		8-070914LL	09/07/14 23:40	2.0	218.6 LL
32	CCV	Unknown		8-070914LL	09/07/14 23:49	1.0	218.6 LL
33	CCB	Unknown		8-070914LL	09/07/14 23:58	1.0	218.6 LL
34	R1405180-016	Unknown		8-070914LL	10/07/14 00:07	2.0	218.6 LL
35	R1405180-017	Unknown		8-070914LL	10/07/14 00:17	2.0	218.6 LL

R5180
1 copy

99999

Reviewed & Approved
By: CK
Date 7/11/14

36	R1405180-018	Unknown	8-070914LL	10/07/14 00:26	2.0	218.6 LL
37	R1405180-019	Unknown	8-070914LL	10/07/14 00:35	2.0	218.6 LL
38	R1405180-020	Unknown	8-070914LL	10/07/14 00:43	2.0	218.6 LL
39	LCS	Unknown	8-070914LL	10/07/14 00:52	1.0	218.6 LL
40	R1405180-021	Unknown	8-070914LL	10/07/14 01:01	2.0	218.6 LL
41	R1405180-021 MS	Unknown	8-070914LL	10/07/14 01:10	2.0	218.6 LL
42	R1405180-021 MSD	Unknown	8-070914LL	10/07/14 01:19	2.0	218.6 LL
43	R1405180-022	Unknown	8-070914LL	10/07/14 01:27	2.0	218.6 LL
44	CCV	Unknown	8-070914LL	10/07/14 01:36	1.0	218.6 LL
45	CCB	Unknown	8-070914LL	10/07/14 01:45	1.0	218.6 LL
46	R1405180-023	Unknown	8-070914LL	10/07/14 01:54	2.0	218.6 LL
47	R1405180-024	Unknown	8-070914LL	10/07/14 02:03	2.0	218.6 LL
48	R1405180-025	Unknown	8-070914LL	10/07/14 02:12	2.0	218.6 LL
49	R1405180-026	Unknown	8-070914LL	10/07/14 02:21	2.0	218.6 LL
50	R1405180-027	Unknown	8-070914LL	10/07/14 02:29	2.0	218.6 LL
51	R1405180-028	Unknown	8-070914LL	10/07/14 02:38	2.0	218.6 LL
52	R1405180-029	Unknown	8-070914LL	10/07/14 02:47	2.0	218.6 LL
53	R1405180-030	Unknown	8-070914LL	10/07/14 02:56	2.0	218.6 LL
54	R1405180-031	Unknown	8-070914LL	10/07/14 03:05	2.0	218.6 LL
55	R1405180-031 MS	Unknown	8-070914LL	10/07/14 03:14	2.0	218.6 LL
56	CCV	Unknown	8-070914LL	10/07/14 03:23	1.0	218.6 LL
57	CCB	Unknown	8-070914LL	10/07/14 03:32	1.0	218.6 LL
58	R1405180-031 MSD	Unknown	8-070914LL	10/07/14 03:41	2.0	218.6 LL
59	R1405180-032	Unknown	8-070914LL	10/07/14 03:51	2.0	218.6 LL
60	R1405180-033	Unknown	8-070914LL	10/07/14 04:00	2.0	218.6 LL
61	R1405180-034	Unknown	8-070914LL	10/07/14 04:09	2.0	218.6 LL
62	R1405180-035	Unknown	8-070914LL	10/07/14 04:18	2.0	218.6 LL
63	R1405180-036	Unknown	8-070914LL	10/07/14 04:27	2.0	218.6 LL
64	CCV	Unknown	8-070914LL	10/07/14 04:35	1.0	218.6 LL
65	CCB	Unknown	8-070914LL	10/07/14 04:44	1.0	218.6 LL

Client: Tetra Tech NUS, Inc. **Service Request:** R1405180

Project: MSA Surface Water Frog Mortar Creek/1121C06183

Continuing Calibration Verification (CCV) Summary
Chromium, Hexavalent, Dissolved

Analytical Method: 218.6 LL **Units:** ppb

	Analysis Lot	Lab Code	Date Analyzed	True Value	Measured Value	Percent Recovery	Acceptance Limits
CCV1	401037	RQ1407928-01	7/9/14 20:15	0.500	0.510	102	95 - 105
CCV2	401037	RQ1407928-07	7/9/14 22:03	0.500	0.482	96	95 - 105
CCV3	401037	RQ1407928-11	7/9/14 23:49	0.500	0.489	98	95 - 105
CCV4	401076	RQ1407929-01	7/9/14 23:49	0.500	0.489	98	95 - 105
CCV5	401037	RQ1407928-13	7/10/14 01:36	0.500	0.497	99	95 - 105
CCV6	401076	RQ1407929-07	7/10/14 01:36	0.500	0.497	99	95 - 105
CCV7	401076	RQ1407929-11	7/10/14 03:23	0.500	0.516	103	95 - 105
CCV8	401076	RQ1407929-13	7/10/14 04:35	0.500	0.498	100	95 - 105

Client: Tetra Tech NUS, Inc. **Service Request:** R1405180
Project: MSA Surface Water Frog Mortar Creek/112IC06183

Continuing Calibration Blank (CCB) Summary
Chromium, Hexavalent, Dissolved

Analytical Method: 218.6 LL **Units:** µg/L

	Analysis Lot	Lab Code	Date Analyzed	MDL	MRL	Result	Q
CCB1	401037	RQ1407928-02	7/9/14 20:24	0.014	0.020	0.020	U
CCB2	401037	RQ1407928-08	7/9/14 22:12	0.014	0.020	0.020	U
CCB3	401037	RQ1407928-12	7/9/14 23:58	0.014	0.020	0.020	U
CCB4	401076	RQ1407929-02	7/9/14 23:58	0.014	0.020	0.020	U
CCB5	401037	RQ1407928-14	7/10/14 01:45	0.014	0.020	0.020	U
CCB6	401076	RQ1407929-08	7/10/14 01:45	0.014	0.020	0.020	U
CCB7	401076	RQ1407929-12	7/10/14 03:32	0.014	0.020	0.020	U
CCB8	401076	RQ1407929-14	7/10/14 04:44	0.014	0.020	0.020	U

Date/Time Received	Sample ID	Analysis	Matrix	Date/Time Sampled	Sample Filtered	Filter Lot ID	Chlorine Residual (mg/L) 218.7 only	pH at Receipt	pH Adjustment	Analyst/ Date/ Time pH Adjustment	Solution Used For PH Adjust	Solution Lot ID
7/2/14 1000	5053-012 D11254	7199 218.6 RL (218.6 LL) 218.7	(Water) Drinking Water	7/1/14 0900	Yes No (Field)	—	—	9.635		(JL) 7/2/14 1249	Buffer	
	5053-011 D11253	7199 218.6 RL (218.6 LL) 218.7	(Water) Drinking Water	7/1/14 0915	Yes No (Field)	—	—	9.594		(JL) 7/2/14 1250	Buffer	
	5053-009 D11244	7199 218.6 RL (218.6 LL) 218.7	(Water) Drinking Water	7/1/14 0915	Yes No (Field)	—	—	9.587		(JL) 7/2/14 1251	Buffer	
5180 034 7-8-14	MSA-SW45B -070714	7199 218.6 RL (218.6 LL) 218.7	(Water) Drinking Water	7-7-14 9:[illegible]14	(Yes) No Field	R4BA2Q 023	—	7.197	9.420	7-8-14 ME 9:45	Buffer	WC126230E
											10%H2SO4	
											10%NH4OH	
											NH4OH(conc)	
5180 033	MSA-SW45A 070714	7199 218.6 RL (218.6 LL) 218.7	(Water) Drinking Water	7-7-14 9:08	(Yes) No Field		—	7.271	9.398	7-8-14 9:50 ME	Buffer	WC126250E
											10%H2SO4	
											10%NH4OH	
											NH4OH(conc)	
5180 004	MSA-SW37D 070714	7199 218.6 RL (218.6 LL) 218.7	(Water) Drinking Water	7-7-14 10:07	(Yes) No Field		—	7.284	9.429	7-8-14 9:52 ME	(Buffer)	WC126250E
											10%H2SO4	
											10%NH4OH	
											NH4OH(conc)	
5180 001	MSA-SW37A 070714	7199 218.6 RL (218.6 LL) 218.7	(Water) Drinking Water	7-7-14 9:50	(Yes) No Field		—	7.240	9.489	7-8-14 ME 9:54	(Buffer)	WC126250E
											10%H2SO4	
											10%NH4OH	
											NH4OH(conc)	
5180 002	MSA-SW37B 070714	7199 218.6 RL (218.6 LL) 218.7	(Water) Drinking Water	7-7-14 9:57	(Yes) No Field		—	7.283	9.482	7-8-14 9:56	(Buffer)	WC126250E
											10%H2SO4	
											10%NH4OH	
											NH4OH(conc)	

	Drinking water 218.7	Drinking water 218.6	Non-Pot Water 218.6	Water 7199
Filter	No	Required	Required	Optional
pH	>8.0	9.0-9.5	9.3-9.7	unpreserved - adjust to 9.0-9.5
Res Chlorine	<0.1 mg/L	NA	NA	NA
Holding Time	14 days	5 days	28 days	24 hours

	Date/Time Received	Sample ID	Analysis	Matrix	Date/Time Sampled	Sample Filtered	Filter Lot ID	Chlorine Residual (mg/L) 218.7 only	pH at Receipt	pH Adjustment	Analyst/ Date/ Time pH Adjustment	Solution Used For PH Adjust	Solution Lot ID
5180 003	7-8-14	MSA-SW37D 070714	7199 218.6 RL (218.6 LL) 218.7	(Water) Drinking Water	7-7-14 10:02	(Yes) No Field	R4BA22 023	—	7.351	9.487	7-8-14 9:58 AE	(Buffer)	WC126250E
												10%H2SO4	
												10%NH4OH	
												NH4OH(conc)	
5180 035		MSA-SW45C 070714	7199 218.6 RL (218.6 LL) 218.7	(Water) Drinking Water	7-7-14 9:18	(Yes) No Field		—	7.399	9.557	7-8-14 10:02 AE	Buffer	WC126250E
												10%H2SO4	
												10%NH4OH	
												NH4OH(conc)	
5180 036		MSA-SW45D-070714	7199 218.6 RL (218.6 LL) 218.7	(Water) Drinking Water	7-7-14 9:24	(Yes) No Field		—	7.444	9.559	7-8-14 10:05 AE	Buffer	WC126250E
												10%H2SO4	
												10%NH4OH	
												NH4OH(conc)	
5180 009		MSA-SW39A-070714	7199 218.6 RL (218.6 LL) 218.7	(Water) Drinking Water	7-7-14 8:45	(Yes) No Field		—	7.399	9.538	7-8-14 10:08 AE	Buffer	WC126250E
												10%H2SO4	
												10%NH4OH	
												NH4OH(conc)	
5180 010		MSA-SW39B-070714	7199 218.6 RL (218.6 LL) 218.7	(Water) Drinking Water	7-7-14 8:51	(Yes) No Field		—	7.396	9.517	7-8-14 10:10 AE	Buffer	WC126250E
												10%H2SO4	
												10%NH4OH	
												NH4OH(conc)	
5180 012		MSA SW39D 070714	7199 218.6 RL (218.6 LL) 218.7	(Water) Drinking Water	7-7-14 8:59	(Yes) No Field		—	7.462	9.539	7-8-14 10:12 AE	Buffer	WC126250E
												10%H2SO4	
												10%NH4OH	
												NH4OH(conc)	
5180 011		MSA-SW39C-070714	7199 218.6 RL (218.6 LL) 218.7	(Water) Drinking Water	7-7-14 8:55	(Yes) No Field		—	7.49	9.493	7-8-14 10:15 AE	Buffer	WC126250E
												10%H2SO4	
												10%NH4OH	
												NH4OH(conc)	
5180 013		MSA-SW40A.. 070714	7199 218.6 RL (218.6 LL) 218.7	(Water) Drinking Water	7-7-14 10:40	(Yes) No Field		—	7.445	9.541	7-8-14 10:18 AE	Buffer	WC126250E
												10%H2SO4	
												10%NH4OH	
												NH4OH(conc)	

	Drinking water 218.7	Drinking water 218.6	Non-Pot Water 218.6	Water 7199
Filter	No	Required	Required	Optional
pH	>8.0	9.0-9.5	9.3-9.7	unpreserved - adjust to 9.0-9.5
Res Chlorine	<0.1 mg/L	NA	NA	NA
Holding Time	14 days	5 days	28 days	24 hours

	Date/Time Received	Sample ID	Analysis	Matrix	Date/Time Sampled	Sample Filtered	Filter Lot ID	Chlorine Residual (mg/L) 218.7 only	pH at Receipt	pH Adjustment	Analyst/ Date/ Time pH Adjustment	Solution Used For PH Adjust	Solution Lot ID
5180 024	7.8.14	MSA-SW42D-070714	7199 218.6 RL (218.6 LL) 218.7	(Water) Drinking Water	7-7-14 10:29	(Yes) No Field	R4BA82 023	—	7.457	9.543	7-8-14 10:20 KE	Buffer	WC126250E
												10%H2SO4	
												10%NH4OH	
												NH4OH(conc)	
5180 023		MSA SW42C 070714	7199 218.6 RL (218.6 LL) 218.7	(Water) Drinking Water	7-7-14 10:25	(Yes) No Field		—	7.433	9.536	7-8-14 10:23 KE	Buffer	WC126250E
												10%H2SO4	
												10%NH4OH	
												NH4OH(conc)	
5180 016		MSA SW40D 070714	7199 218.6 RL (218.6 LL) 218.7	(Water) Drinking Water	7-7-14 12:36	(Yes) No Field		—	7.481	9.517	7-8-14 10:26 KE	(Buffer)	WC126250E
												10%H2SO4	
												10%NH4OH	
												NH4OH(conc)	
5180 021		MSA SW42A 070714	7199 218.6 RL (218.6 LL) 218.7	(Water) Drinking Water	7-7-14 10:15	(Yes) No Field		—	7.457	9.524	7-8-14 10:28 KE	Buffer	WC126250E
												10%H2SO4	
												10%NH4OH	
												NH4OH(conc)	
5180 022		MSA SW42B 070714	7199 218.6 RL (218.6 LL) 218.7	(Water) Drinking Water	7-7-14 10:22	(Yes) No Field		—	7.417	9.505	7-8-14 10:32 KE	Buffer	WC126250E
												10%H2SO4	
												10%NH4OH	
												NH4OH(conc)	
5180 005		MSA-SW38A-070714	7199 218.6 RL (218.6 LL) 218.7	(Water) Drinking Water	7-7-14 12:43	(Yes) No Field		—	7.484	9.542	7-8-14 10:35 KE	Buffer	WC126250E
												10%H2SO4	
												10%NH4OH	
												NH4OH(conc)	
5180 018		MSA-SW41B-070714	7199 218.6 RL (218.6 LL) 218.7	(Water) Drinking Water	7-7-14 13:08	(Yes) No Field		—	7.547	9.529	7-8-14 10:37 KE	Buffer	WC126250E
												10%H2SO4	
												10%NH4OH	
												NH4OH(conc)	
5180 019		MSA SW41C 070714	7199 218.6 RL (218.6 LL) 218.7	(Water) Drinking Water	7-7-14 13:12	(Yes) No Field		—	7.542	9.537	7-8-14 10:39 KE	Buffer	WC126250E
												10%H2SO4	
												10%NH4OH	
												NH4OH(conc)	

	Drinking water 218.7	Drinking water 218.6	Non-Pot Water 218.6	Water 7199
Filter	No	Required	Required	Optional
pH	>8.0	9.0-9.5	9.3-9.7	unpreserved - adjust to 9.0-9.5
Res Chlorine	<0.1 mg/L	NA	NA	NA
Holding Time	14 days	5 days	28 days	24 hours

	Date/Time Received	Sample ID	Analysis	Matrix	Date/Time Sampled	Sample Filtered	Filter Lot ID	Chlorine Residual (mg/L) 218.7 only	pH at Receipt	pH Adjustment	Analyst/ Date/ Time pH Adjustment	Solution Used For PH Adjust	Solution Lot ID
5180 017	7-8-14	MSA - SW41A - 070714	7199 218.6 RL (218.6 LL) 218.7	(Water) Drinking Water	7-7-14 13:03	(Yes) No Field	R4BA22 023	—	7.492	9.525	7-8-14 10:42 KE	Buffer	WC126250E
												10%H2SO4	
												10%NH4OH	
												NH4OH(conc)	
5180 006		MSA - SW38B - 070714	7199 218.6 RL (218.6 LL) 218.7	(Water) Drinking Water	7-7-14 12:49	(Yes) No Field		—	7.415	9.532	7-8-14 10:45 KE	Buffer	WC126250E
												10%H2SO4	
												10%NH4OH	
												NH4OH(conc)	
5180 007		MSA - SW38C - 070714	7199 218.6 RL (218.6 LL) 218.7	(Water) Drinking Water	7-7-14 12:52	(Yes) No Field		—	7.441	9.535	7-8-14 10:47 KE	Buffer	WC126250E
												10%H2SO4	
												10%NH4OH	
												NH4OH(conc)	
5180 014		MSA - SW40B - 070714	7199 218.6 RL (218.6 LL) 218.7	(Water) Drinking Water	7-7-14 12:27	(Yes) No Field		—	7.473	9.528	7-8-14 10:49 KE	Buffer	WC126250E
												10%H2SO4	
												10%NH4OH	
												NH4OH(conc)	
5180 008		MSA - SW38D - 070714	7199 218.6 RL (218.6 LL) 218.7	(Water) Drinking Water	7-7-14 12:57	(Yes) No Field		—	7.532	9.523	7-8-14 10:51 KE	Buffer	WC126250E
												10%H2SO4	
												10%NH4OH	
												NH4OH(conc)	
5180 020		MSA SW41D 070714	7199 218.6 RL (218.6 LL) 218.7	(Water) Drinking Water	7-7-14 13:16	(Yes) No Field		—	7.572	9.520	7-8-14 10:54 KE	Buffer	WC126250E
												10%H2SO4	
												10%NH4OH	
												NH4OH(conc)	
5180 015		MSA SW40C 070714	7199 218.6 RL (218.6 LL) 218.7	(Water) Drinking Water	7-7-14 12:32	(Yes) No Field		—	7.564	9.539	7-8-14 10:57 KE	Buffer	WC126250E
												10%H2SO4	
												10%NH4OH	
												NH4OH(conc)	
5180 026		MSA SW43B 070714	7199 218.6 RL (218.6 LL) 218.7	(Water) Drinking Water	7-7-14 13:29	(Yes) No Field		—	7.540	9.514	7-8-14 10:59 KE	Buffer	WC126250E
												10%H2SO4	
												10%NH4OH	
												NH4OH(conc)	

	Drinking water 218.7	Drinking water 218.6	Non-Pot Water 218.6	Water 7199
Filter	No	Required	Required	Optional
pH	>8.0	9.0-9.5	9.3-9.7	unpreserved - adjust to 9.0-9.5
Res Chlorine	<0.1 mg/L	NA	NA	NA
Holding Time	14 days	5 days	28 days	24 hours

	Date/Time Received	Sample ID	Analysis	Matrix	Date/Time Sampled	Sample Filtered	Filter Lot ID	Chlorine Residual (mg/L) 218.7 only	pH at Receipt	pH Adjustment	Analyst/ Date/ Time pH Adjustment	Solution Used For PH Adjust	Solution Lot ID
5180 025	7-8-14	MSA SW43A 070714	7199 218.6 RL (218.6 LL) 218.7	(Water) Drinking Water	7-7-14 13:02	(Yes) No Field	~~R4BA~~ R4BA22 023	—	7.456	9.516	7-8-14 11:02 KE	Buffer	WC126250E
												10%H2SO4	
												10%NH4OH	
												NH4OH(conc)	
5180 032		MSA SW44D 070714	7199 218.6 RL (218.6 LL) 218.7	(Water) Drinking Water	7-7-14 13:56	(Yes) No Field		—	7.550	9.523	7-8-14 11:04 KE	Buffer	WC126250E
												10%H2SO4	
												10%NH4OH	
												NH4OH(conc)	
5180 027		MSA SW43C 070714	7199 218.6 RL (218.6 LL) 218.7	(Water) Drinking Water	7-7-14 13:34	(Yes) No Field		—	7.600	9.506	7-8-14 11:06 KE	Buffer	WC126250E
												10%H2SO4	
												10%NH4OH	
												NH4OH(conc)	
5180 031		MSA SW44C 070714	7199 218.6 RL (218.6 LL) 218.7	(Water) Drinking Water	7-7-14 13:52	(Yes) No Field		—	7.628	9.458	7-8-14 11:09 KE	Buffer	WC126250E
												10%H2SO4	
												10%NH4OH	
												NH4OH(conc)	
5180 028		MSA SW43D 070714	7199 218.6 RL (218.6 LL) 218.7	(Water) Drinking Water	7-7-14 13:37	(Yes) No Field		—	7.615	9.492	7-8-14 11:12 KE	Buffer	WC126250E
												10%H2SO4	
												10%NH4OH	
												NH4OH(conc)	
5180 029		MSA SW44A 070714	7199 218.6 RL ~~(218.6 LL)~~ 218.7	(Water) Drinking Water	7-7-14 13:43	(Yes) No Field		—	7.553	9.503	7-8-14 11:15 KE	Buffer	WC126250E
												10%H2SO4	
												10%NH4OH	
												NH4OH(conc)	
5180 030		MSA SW44B 070714	7199 218.6 RL (218.6 LL) 218.7	(Water) Drinking Water	7-7-14 13:48	(Yes) No Field		—	7.582	9.490	7-8-14 11:19 KE	Buffer	WC126250E
												10%H2SO4	
												10%NH4OH	
												NH4OH(conc)	
	7-10-14	WL-SW 242	7199 218.6 RL (218.6 LL) 218.7	(Water) Drinking Water	7-9-14 9:30	Yes (No) Field	—	—	9.154	—	7-10-14 12:08 KE	Buffer	
												10%H2SO4	
												10%NH4OH	
												NH4OH(conc)	

	Drinking water 218.7	Drinking water 218.6	Non-Pot Water 218.6	Water 7199
Filter	No	Required	Required	Optional
pH	>8.0	9.0-9.5	9.3-9.7	unpreserved - adjust to 9.0-9.5
Res Chlorine	<0.1 mg/L	NA	NA	NA
Holding Time	14 days	5 days	28 days	24 hours

pg 1 of 2

Columbia Analytical Services
Rochester, NY

Analyst: CWoody
Date: 7/9/14
pH Meter ID: pHAT Meter
Adjustment Solutions: — **Lot:** —

Method 218.6-LL **Method 218.6-RL** **Method 7199** **Method 218.7**

Folder Number	Sample ID	Matrix (Water or DW)	Sample pH at analysis	Analysis Date
R140	5180-001	Water	9.53	7/9/2014
	5180-002	Water	9.48	7/9/2014
	5180-003	Water	9.49	7/9/2014
	5180-004	Water	9.43	7/9/2014
	5180-005	Water	9.55	7/9/2014
	5180-006	Water	9.54	7/9/2014
	5180-007	Water	9.55	7/9/2014
	5180-008	Water	9.54	7/9/2014
	5180-009	Water	9.54	7/9/2014
	5180-010	Water	9.51	7/9/2014
	5180-011	Water	9.46	7/9/2014
	5180-012	Water	9.55	7/9/2014
	5180-013	Water	9.56	7/9/2014
	5180-014	Water	9.56	7/9/2014
	5180-015	Water	9.54	7/9/2014
	5180-016	Water	9.53	7/9/2014
	5180-017	Water	9.53	7/9/2014
	5180-018	Water	9.53	7/9/2014
	5180-019	Water	9.54	7/9/2014
	5180-020	Water	9.52	7/9/2014

Sample pH must be between 9.3 and 9.7 for 218.6 Water.
Sample pH must be between 9.0 and 9.5 for 7199 and 218.6 Drinking Water.

I:\ACQUDATA\IC\IC STUFF\Cr6 pH Adjust Sheet

Columbia Analytical Services
Rochester, NY

Analyst: CWoods
Date: 7/9/14
pH Meter ID: pHat Alex
Adjustment Solutions: — **Lot:** —

Method 218.6-LL **Method 218.6-RL** **Method 7199** **Method 218.7**

Folder Number	Sample ID	Matrix (Water or DW)	Sample pH at analysis	Analysis Date
R140	5180-021	Water	9.54	7/9/2014
	5180-022	Water	9.51	7/9/2014
	5180-023	Water	9.54	7/9/2014
	5180-024	Water	9.55	7/9/2014
	5180-025	Water	9.52	7/9/2014
	5180-026	Water	9.52	7/9/2014
	5180-027	Water	9.51	7/9/2014
	5180-028	Water	9.51	7/9/2014
	5180-029	Water	9.51	7/9/2014
	5180-030	Water	9.49	7/9/2014
	5180-031	Water	9.47	7/9/2014
	5180-032	Water	9.51	7/9/2014
	5180-033	Water	9.38	7/9/2014
	5180-034	Water	9.43	7/9/2014
	5180-035	Water	9.58	7/9/2014
	5180-036	Water	9.55	7/9/2014

7/9/14

Sample pH must be between 9.3 and 9.7 for 218.6 Water.
Sample pH must be between 9.0 and 9.5 for 7199 and 218.6 Drinking Water.

APPENDIX C—CHEMICAL-RESULTS DATA TABLE

Table C-1

Chemical Results for Surface Water Samples-July 2014
Frog Mortar Creek
Lockheed Martin, Martin State Airport, Middle River, Maryland

LOCATION	EL-SW01A	EL-SW01B	EL-SW01C	EL-SW01D	MSA-SW-37A	MSA-SW-37B
SAMPLE ID	EL-SW01A-070714	EL-SW01B-070714	EL-SW01C-070714	EL-SW01D-070714	MSA-SW37A-070714	MSA-SW37B-070714
SAMPLE DATE	20140707	20140707	20140707	20140707	20140707	20140707
SAMPLE CODE	NORMAL	NORMAL	NORMAL	NORMAL	NORMAL	NORMAL
VOLATILES (UG/L)						
1,1,1,2-TETRACHLOROETHANE	0.23 U	0.23 U	0.23 U	0.23 U	0.23 U	0.23 U
1,1,1-TRICHLOROETHANE	0.22 U	0.22 U	0.22 U	0.22 U	0.22 U	0.22 U
1,1,2,2-TETRACHLOROETHANE	0.18 U	0.18 U	0.18 U	0.18 U	0.18 U	0.18 U
1,1,2-TRICHLOROTRIFLUOROETHANE	0.28 U	0.28 U	0.28 U	0.28 U	0.28 U	0.28 U
1,1-DICHLOROETHANE	0.15 U	0.15 U	0.15 U	0.15 U	0.15 U	0.15 U
1,1-DICHLOROETHENE	0.19 U	0.19 U	0.19 U	0.19 U	0.19 U	0.19 U
1,1-DICHLOROPROPENE	0.13 U	0.13 U	0.13 U	0.13 U	0.13 U	0.13 U
1,2,3-TRICHLOROBENZENE	0.17 U	0.17 U	0.17 U	0.17 U	0.17 U	0.17 U
1,2,3-TRICHLOROPROPANE	0.43 U	0.43 U	0.43 U	0.43 U	0.43 U	0.43 U
1,2,3-TRIMETHYLBENZENE	0.0059 U	0.0059 U	0.0059 U	0.0059 U	0.0059 U	0.0059 U
1,2,4-TRICHLOROBENZENE	0.15 U	0.15 U	0.15 U	0.15 U	0.15 U	0.15 U
1,2,4-TRIMETHYLBENZENE	0.55 J	0.37 J	0.12 U	0.12 U	0.19 J	0.2 J
1,2-DIBROMO-3-CHLOROPROPANE	0.67 U	0.67 U	0.67 U	0.67 U	0.67 U	0.67 U
1,2-DIBROMOETHANE	0.24 U	0.24 U	0.24 U	0.24 U	0.24 U	0.24 U
1,2-DICHLOROBENZENE	0.13 U	0.13 U	0.13 U	0.13 U	0.13 U	0.13 U
1,2-DICHLOROETHANE	0.22 U	0.22 U	0.22 U	0.22 U	0.22 U	0.22 U
1,2-DICHLOROPROPANE	0.18 U	0.18 U	0.18 U	0.18 U	0.18 U	0.18 U
1,3-DICHLOROBENZENE	0.14 U	0.14 U	0.14 U	0.14 U	0.14 U	0.14 U
1,3-DICHLOROPROPANE	0.16 U	0.16 U	0.16 U	0.16 U	0.16 U	0.16 U
1,4-DICHLOROBENZENE	0.13 U	0.13 U	0.13 U	0.13 U	0.13 U	0.13 U
2,2-DICHLOROPROPANE	0.13 U	0.13 U	0.13 U	0.13 U	0.13 UJ	0.13 UJ
2-BUTANONE	0.57 U	0.57 U	0.57 U	0.57 U	0.57 U	0.57 U
2-CHLOROETHYL VINYL ETHER	0.99 U	0.99 U	0.99 U	0.99 U	0.99 UR	0.99 U
2-CHLOROTOLUENE	0.11 U	0.11 U	0.11 U	0.11 U	0.11 U	0.11 U
2-HEXANONE	0.41 U	0.41 U	0.41 U	0.41 U	0.41 U	0.41 U
4-CHLOROTOLUENE	0.18 U	0.18 U	0.18 U	0.18 U	0.18 U	0.18 U
4-ISOPROPYLTOLUENE	0.12 U	0.12 U	0.12 U	0.12 U	0.12 U	0.12 U
4-METHYL-2-PENTANONE	0.32 U	0.32 U	0.32 U	0.32 U	0.32 U	0.32 U
ACETONE	1.1 U	1.1 U	1.1 U	1.1 U	1.1 U	1.1 U
BENZENE	0.35 J	0.13 U	0.13 U	0.13 U	0.17 J	0.18 J
BROMOBENZENE	0.13 U	0.13 U	0.13 U	0.13 U	0.13 U	0.13 U
BROMOCHLOROMETHANE	0.29 U	0.29 U	0.29 U	0.29 U	0.29 U	0.29 U
BROMODICHLOROMETHANE	0.15 U	0.15 U	0.15 U	0.15 U	0.15 U	0.15 U
BROMOFORM	0.64 U	0.64 U	0.64 U	0.64 U	0.64 U	0.64 U
BROMOMETHANE	0.41 U	0.41 U	0.41 U	0.41 U	0.41 U	0.41 U
CARBON DISULFIDE	0.13 U	0.13 U	0.13 U	0.13 U	0.13 U	0.13 U

Table C-1

Chemical Results for Surface Water Samples-July 2014
Frog Mortar Creek
Lockheed Martin, Martin State Airport, Middle River, Maryland
Page 2 of 21

LOCATION	EL-SW01A	EL-SW01B	EL-SW01C	EL-SW01D	MSA-SW-37A	MSA-SW-37B
SAMPLE ID	EL-SW01A-070714	EL-SW01B-070714	EL-SW01C-070714	EL-SW01D-070714	MSA-SW37A-070714	MSA-SW37B-070714
SAMPLE DATE	20140707	20140707	20140707	20140707	20140707	20140707
SAMPLE CODE	NORMAL	NORMAL	NORMAL	NORMAL	NORMAL	NORMAL
CARBON TETRACHLORIDE	0.13 U	0.13 U	0.13 U	0.13 U	0.13 U	0.13 U
CHLOROBENZENE	0.15 U	0.15 U	0.15 U	0.15 U	0.15 U	0.15 U
CHLORODIBROMOMETHANE	0.18 U	0.18 U	0.18 U	0.18 U	0.18 U	0.18 U
CHLOROETHANE	0.29 U	0.29 U	0.29 U	0.29 U	0.29 UJ	0.29 UJ
CHLOROFORM	0.16 U	0.16 U	0.16 U	0.16 U	0.16 U	0.16 U
CHLOROMETHANE	0.3 U	0.3 U	0.3 U	0.3 U	0.3 U	0.3 U
CIS-1,2-DICHLOROETHENE	0.17 U	0.17 U	0.17 U	0.17 U	0.17 U	0.2 J
CIS-1,3-DICHLOROPROPENE	0.14 U	0.14 U	0.14 U	0.14 U	0.14 U	0.14 U
DIBROMOMETHANE	0.28 U	0.28 U	0.28 U	0.28 U	0.28 U	0.28 U
DICHLORODIFLUOROMETHANE	0.31 U	0.31 U	0.31 U	0.31 U	0.31 U	0.31 U
DIISOPROPYL ETHER	1.5 U	1.5 U	1.5 U	1.5 U	1.5 UJ	1.5 UJ
ETHYL TERT-BUTYL ETHER	0.11 U	0.11 U	0.11 U	0.11 U	0.11 UJ	0.11 UJ
ETHYLBENZENE	0.17 U	0.17 U	0.17 U	0.17 U	0.17 U	0.17 U
HEXACHLOROBUTADIENE	0.3 U	0.3 U	0.3 U	0.3 U	0.3 U	0.3 U
ISOPROPYLBENZENE	0.13 U	0.13 U	0.13 U	0.13 U	0.13 U	0.13 U
M+P-XYLENES	0.98 J	0.67 J	0.24 U	0.24 U	0.35 J	0.4 J
METHYL TERT-BUTYL ETHER	0.17 U	0.17 U	0.17 U	0.17 U	0.17 U	0.17 U
METHYLENE CHLORIDE	0.33 U	0.33 U	0.33 U	0.33 U	0.33 U	0.33 U
NAPHTHALENE	0.33 J	0.24 U	0.24 U	0.24 U	0.24 U	0.24 U
N-BUTYLBENZENE	0.12 U	0.12 U	0.12 U	0.12 U	0.12 U	0.12 U
N-PROPYLBENZENE	0.14 U	0.14 U	0.14 U	0.14 U	0.14 U	0.14 U
O-XYLENE	0.58 J	0.32 J	0.14 U	0.14 U	0.17 J	0.18 J
SEC-BUTYLBENZENE	0.13 U	0.13 U	0.13 U	0.13 U	0.13 U	0.13 U
STYRENE	0.11 U	0.11 U	0.11 U	0.11 U	0.11 U	0.11 U
TERT-AMYL METHYL ETHER	0.067 U	0.067 U	0.067 U	0.067 U	0.067 UJ	0.067 UJ
TERT-BUTYLBENZENE	0.13 U	0.13 U	0.13 U	0.13 U	0.13 U	0.13 U
TERTIARY-BUTYL ALCOHOL	3.9 U	3.9 U	3.9 U	3.9 U	3.9 UJ	3.9 UJ
TETRACHLOROETHENE	0.29 U	0.29 U	0.29 U	0.29 U	0.29 U	0.29 U
TOLUENE	1.7	1.1	0.13 U	0.34 J	0.79 J	0.93 J
TOTAL XYLENES	1.6 J	0.99 J	0.14 U	0.14 U	0.52 J	0.58 J
TRANS-1,2-DICHLOROETHENE	0.19 U	0.19 U	0.19 U	0.19 U	0.19 U	0.19 U
TRANS-1,3-DICHLOROPROPENE	0.19 U	0.19 U	0.19 U	0.19 U	0.19 U	0.19 U
TRICHLOROETHENE	0.41 J	0.39 J	0.37 J	0.36 J	0.43 J	0.44 J
TRICHLOROFLUOROMETHANE	0.21 U	0.21 U	0.21 U	0.21 U	0.21 U	0.21 U
VINYL ACETATE	0.19 U	0.19 U	0.19 U	0.19 U	0.19 UJ	0.19 UJ

Table C-1

Chemical Results for Surface Water Samples-July 2014
Frog Mortar Creek
Lockheed Martin, Martin State Airport, Middle River, Maryland
Page 3 of 21

LOCATION	EL-SW01A	EL-SW01B	EL-SW01C	EL-SW01D	MSA-SW-37A	MSA-SW-37B
SAMPLE ID	EL-SW01A-070714	EL-SW01B-070714	EL-SW01C-070714	EL-SW01D-070714	MSA-SW37A-070714	MSA-SW37B-070714
SAMPLE DATE	20140707	20140707	20140707	20140707	20140707	20140707
SAMPLE CODE	NORMAL	NORMAL	NORMAL	NORMAL	NORMAL	NORMAL
VINYL CHLORIDE	0.22 U	0.22 U	0.22 U	0.22 U	0.22 U	0.22 U
DISSOLVED METALS (UG/L)						
ANTIMONY	NA	NA	NA	NA	0.53 U	0.61 U
ARSENIC	NA	NA	NA	NA	1.4 J	1.6 J
BARIUM	NA	NA	NA	NA	13	13
BERYLLIUM	NA	NA	NA	NA	0.23 U	0.45 U
CADMIUM	NA	NA	NA	NA	0.36 U	0.6 U
CHROMIUM	NA	NA	NA	NA	0.47 U	0.72 U
COBALT	NA	NA	NA	NA	0.27 U	0.49 U
COPPER	NA	NA	NA	NA	5.6	6.4
LEAD	NA	NA	NA	NA	0.23 U	0.49 U
MERCURY	NA	NA	NA	NA	0.12 U	0.12 U
MOLYBDENUM	NA	NA	NA	NA	1.6 J	1.7 J
NICKEL	NA	NA	NA	NA	1.5 J	1.6 J
SELENIUM	NA	NA	NA	NA	0.61 J	0.72 J
SILVER	NA	NA	NA	NA	0.022 U	0.045 U
THALLIUM	NA	NA	NA	NA	0.6 U	0.96 U
TUNGSTEN	NA	NA	NA	NA	0.26 U	0.37 U
VANADIUM	NA	NA	NA	NA	1.2 J	1.5 J
ZINC	NA	NA	NA	NA	2.3 J	2.7 J
MISCELLANEOUS PARAMETERS (MG/L)						
CALCIUM HARDNESS AS CACO3	NA	NA	NA	NA	60	61
HARDNESS AS CACO3	NA	NA	NA	NA	190	190
MAGNESIUM HARDNESS AS CACO3	NA	NA	NA	NA	130	130
MISCELLANEOUS PARAMETERS (UG/L)						
HEXAVALENT CHROMIUM	NA	NA	NA	NA	0.097 J	0.12 J

Table C-1

Chemical Results for Surface Water Samples-July 2014
Frog Mortar Creek
Lockheed Martin, Martin State Airport, Middle River, Maryland

LOCATION	MSA-SW-37C	MSA-SW-37D	MSA-SW-38A	MSA-SW-38B	MSA-SW-38C	MSA-SW-38D
SAMPLE ID	MSA-SW37C-070714	MSA-SW37D-070714	MSA-SW38A-070714	MSA-SW38B-070714	MSA-SW38C-070714	MSA-SW38D-070714
SAMPLE DATE	20140707	20140707	20140707	20140707	20140707	20140707
SAMPLE CODE	NORMAL	NORMAL	NORMAL	NORMAL	NORMAL	NORMAL
VOLATILES (UG/L)						
1,1,1,2-TETRACHLOROETHANE	0.23 U	0.23 U	0.23 U	0.23 U	0.23 U	0.23 U
1,1,1-TRICHLOROETHANE	0.22 U	0.22 U	0.22 U	0.22 U	0.22 U	0.22 U
1,1,2,2-TETRACHLOROETHANE	0.18 U	0.18 U	0.18 U	0.18 U	0.18 U	0.18 U
1,1,2-TRICHLOROTRIFLUOROETHANE	0.28 U	0.28 U	0.28 U	0.28 U	0.28 U	0.28 U
1,1-DICHLOROETHANE	0.15 U	0.15 U	0.15 U	0.15 U	0.15 U	0.15 U
1,1-DICHLOROETHENE	0.19 U	0.19 U	0.19 U	0.19 U	0.19 U	0.19 U
1,1-DICHLOROPROPENE	0.13 U	0.13 U	0.13 U	0.13 U	0.13 U	0.13 U
1,2,3-TRICHLOROBENZENE	0.17 U	0.17 U	0.17 U	0.17 U	0.17 U	0.17 U
1,2,3-TRICHLOROPROPANE	0.43 U	0.43 U	0.43 U	0.43 U	0.43 U	0.43 U
1,2,3-TRIMETHYLBENZENE	0.0059 U	0.0059 U	0.0059 U	0.0059 U	0.0059 U	0.0059 U
1,2,4-TRICHLOROBENZENE	0.15 U	0.15 U	0.15 U	0.15 U	0.15 U	0.15 U
1,2,4-TRIMETHYLBENZENE	0.28 J	0.12 U	0.2 J	0.12 U	0.12 U	0.12 U
1,2-DIBROMO-3-CHLOROPROPANE	0.67 U	0.67 U	0.67 U	0.67 U	0.67 U	0.67 U
1,2-DIBROMOETHANE	0.24 U	0.24 U	0.24 U	0.24 U	0.24 U	0.24 U
1,2-DICHLOROBENZENE	0.13 U	0.13 U	0.13 U	0.13 U	0.13 U	0.13 U
1,2-DICHLOROETHANE	0.22 U	0.22 U	0.22 U	0.22 U	0.22 U	0.22 U
1,2-DICHLOROPROPANE	0.18 U	0.18 U	0.18 U	0.18 U	0.18 U	0.18 U
1,3-DICHLOROBENZENE	0.14 U	0.14 U	0.14 U	0.14 U	0.14 U	0.14 U
1,3-DICHLOROPROPANE	0.16 U	0.16 U	0.16 U	0.16 U	0.16 U	0.16 U
1,4-DICHLOROBENZENE	0.13 U	0.13 U	0.43 J	0.13 U	0.13 U	0.13 U
2,2-DICHLOROPROPANE	0.13 UJ	0.13 UJ	0.13 UJ	0.13 UJ	0.13 UJ	0.13 UJ
2-BUTANONE	0.57 U	0.57 U	0.57 U	0.57 U	0.57 U	0.57 U
2-CHLOROETHYL VINYL ETHER	0.99 U	0.99 U	0.99 U	0.99 U	0.99 U	0.99 U
2-CHLOROTOLUENE	0.11 U	0.11 U	0.11 U	0.11 U	0.11 U	0.11 U
2-HEXANONE	0.41 U	0.41 U	0.41 U	0.41 U	0.41 U	0.41 U
4-CHLOROTOLUENE	0.18 U	0.18 U	0.18 U	0.18 U	0.18 U	0.18 U
4-ISOPROPYLTOLUENE	0.12 U	0.12 U	0.12 U	0.12 U	0.12 U	0.12 U
4-METHYL-2-PENTANONE	0.32 U	0.32 U	0.32 U	0.32 U	0.32 U	0.32 U
ACETONE	1.1 U	1.5 J	1.1 U	1.4 J	1.1 U	1.1 U
BENZENE	0.26 J	0.13 U	0.21 J	0.13 U	0.13 U	0.13 U
BROMOBENZENE	0.13 U	0.13 U	0.13 U	0.13 U	0.13 U	0.13 U
BROMOCHLOROMETHANE	0.29 U	0.29 U	0.29 U	0.29 U	0.29 U	0.29 U
BROMODICHLOROMETHANE	0.15 U	0.15 U	0.15 U	0.15 U	0.15 U	0.15 U
BROMOFORM	0.64 U	0.64 U	0.64 U	0.64 U	0.64 U	0.64 U
BROMOMETHANE	0.41 U	0.41 U	0.41 U	0.41 U	0.41 U	0.41 U
CARBON DISULFIDE	0.13 U	0.13 U	0.13 U	0.13 U	0.13 U	0.13 U

Table C-1

Chemical Results for Surface Water Samples-July 2014
Frog Mortar Creek
Lockheed Martin, Martin State Airport, Middle River, Maryland
Page 5 of 21

LOCATION	MSA-SW-37C	MSA-SW-37D	MSA-SW-38A	MSA-SW-38B	MSA-SW-38C	MSA-SW-38D
SAMPLE ID	MSA-SW37C-070714	MSA-SW37D-070714	MSA-SW38A-070714	MSA-SW38B-070714	MSA-SW38C-070714	MSA-SW38D-070714
SAMPLE DATE	20140707	20140707	20140707	20140707	20140707	20140707
SAMPLE CODE	NORMAL	NORMAL	NORMAL	NORMAL	NORMAL	NORMAL
CARBON TETRACHLORIDE	0.13 U	0.13 U	0.13 U	0.13 U	0.13 U	0.13 U
CHLOROBENZENE	0.15 U	0.15 U	0.15 U	0.15 U	0.15 U	0.15 U
CHLORODIBROMOMETHANE	0.18 U	0.18 U	0.18 U	0.18 U	0.18 U	0.18 U
CHLOROETHANE	0.29 UJ	0.29 UJ	0.29 UJ	0.29 UJ	0.29 UJ	0.29 UJ
CHLOROFORM	0.16 U	0.16 U	0.16 U	0.16 U	0.16 U	0.16 U
CHLOROMETHANE	0.3 U	0.3 U	0.3 U	0.3 U	0.3 U	0.3 U
CIS-1,2-DICHLOROETHENE	0.17 U	0.17 U	4.3	2.2	0.42 J	0.55 J
CIS-1,3-DICHLOROPROPENE	0.14 U	0.14 U	0.14 U	0.14 U	0.14 U	0.14 U
DIBROMOMETHANE	0.28 U	0.28 U	0.28 U	0.28 U	0.28 U	0.28 U
DICHLORODIFLUOROMETHANE	0.31 U	0.31 U	0.31 U	0.31 U	0.31 U	0.31 U
DIISOPROPYL ETHER	1.5 UJ	1.5 UJ	1.5 UJ	1.5 UJ	1.5 UJ	1.5 UJ
ETHYL TERT-BUTYL ETHER	0.11 UJ	0.11 UJ	0.11 UJ	0.11 UJ	0.11 UJ	0.11 UJ
ETHYLBENZENE	0.17 U	0.17 U	0.17 U	0.17 U	0.17 U	0.17 U
HEXACHLOROBUTADIENE	0.3 U	0.3 U	0.3 U	0.3 U	0.3 U	0.3 U
ISOPROPYLBENZENE	0.13 U	0.13 U	0.13 U	0.13 U	0.13 U	0.13 U
M+P-XYLENES	0.58 J	0.24 U	0.43 J	0.24 U	0.24 U	0.24 U
METHYL TERT-BUTYL ETHER	0.17 U	0.17 U	0.17 U	0.17 U	0.17 U	0.17 U
METHYLENE CHLORIDE	0.33 U	0.33 U	0.33 U	0.33 U	0.33 U	0.33 U
NAPHTHALENE	0.24 U	0.24 U	0.24 U	0.24 U	0.24 U	0.24 U
N-BUTYLBENZENE	0.12 U	0.12 U	0.12 U	0.12 U	0.12 U	0.12 U
N-PROPYLBENZENE	0.14 U	0.14 U	0.14 U	0.14 U	0.14 U	0.14 U
O-XYLENE	0.3 J	0.14 U	0.22 J	0.14 U	0.14 U	0.14 U
SEC-BUTYLBENZENE	0.13 U	0.13 U	0.13 U	0.13 U	0.13 U	0.13 U
STYRENE	0.11 U	0.11 U	0.11 U	0.11 U	0.11 U	0.11 U
TERT-AMYL METHYL ETHER	0.067 UJ	0.067 UJ	0.067 UJ	0.067 UJ	0.067 UJ	0.067 UJ
TERT-BUTYLBENZENE	0.13 U	0.13 U	0.13 U	0.13 U	0.13 U	0.13 U
TERTIARY-BUTYL ALCOHOL	3.9 UJ	3.9 UJ	3.9 UJ	3.9 UJ	3.9 UJ	3.9 UJ
TETRACHLOROETHENE	0.29 U	0.29 U	0.29 U	0.29 U	0.29 U	0.29 U
TOLUENE	1.3	0.13 U	0.96 J	0.13 U	0.13 U	0.13 U
TOTAL XYLENES	0.88 J	0.14 U	0.65 J	0.14 U	0.14 U	0.14 U
TRANS-1,2-DICHLOROETHENE	0.19 U	0.19 U	0.19 U	0.19 U	0.19 U	0.19 U
TRANS-1,3-DICHLOROPROPENE	0.19 U	0.19 U	0.19 U	0.19 U	0.19 U	0.19 U
TRICHLOROETHENE	0.44 J	0.46 J	1.8	2.9	1.4	2.9
TRICHLOROFLUOROMETHANE	0.21 U	0.21 U	0.21 U	0.21 U	0.21 U	0.21 U
VINYL ACETATE	0.19 UJ	0.19 UJ	0.19 UJ	0.19 UJ	0.19 UJ	0.19 UJ

Table C-1

Chemical Results for Surface Water Samples-July 2014
Frog Mortar Creek
Lockheed Martin, Martin State Airport, Middle River, Maryland

LOCATION	MSA-SW-37C	MSA-SW-37D	MSA-SW-38A	MSA-SW-38B	MSA-SW-38C	MSA-SW-38D
SAMPLE ID	MSA-SW37C-070714	MSA-SW37D-070714	MSA-SW38A-070714	MSA-SW38B-070714	MSA-SW38C-070714	MSA-SW38D-070714
SAMPLE DATE	20140707	20140707	20140707	20140707	20140707	20140707
SAMPLE CODE	NORMAL	NORMAL	NORMAL	NORMAL	NORMAL	NORMAL
VINYL CHLORIDE	0.22 U	0.22 U	3.7	0.8	0.24 J	0.26 J
DISSOLVED METALS (UG/L)						
ANTIMONY	0.48 U	0.47 U	0.48 U	0.38 U	0.42 U	0.41 U
ARSENIC	1.5 J	1.3 J	1.3 J	1.2 J	1.2 J	1.3 J
BARIUM	13	13	13	13	13	13
BERYLLIUM	0.27 U	0.23 U	0.24 U	0.14 U	0.13 U	0.094 U
CADMIUM	0.41 U	0.16 U	0.33 U	0.15 U	0.13 U	0.15 U
CHROMIUM	0.6 U	0.39 U	0.45 U	1 U	0.37 U	0.32 U
COBALT	0.28 U	0.075 U	0.4 U	0.14 U	0.11 U	0.079 U
COPPER	6.2	6	5.2	5.9	6.2	6.5
LEAD	0.27 U	0.14 U	0.14 U	0.14 U	0.14 U	0.14 U
MERCURY	0.12 U	0.12 U	0.12 U	0.12 U	0.12 U	0.12 U
MOLYBDENUM	1.5 J	1.5 J	1.5 J	1.5 J	1.5 J	1.4 J
NICKEL	1.3 J	1.2 J	1.3 J	1.5 J	1.2 J	1.2 J
SELENIUM	0.53 J	0.39 J	0.34 U	0.34 U	0.34 U	0.34 U
SILVER	0.025 U	0.0083 U	0.0083 U	0.0083 U	0.0083 U	0.0083 U
THALLIUM	0.44 U	0.4 U	0.4 U	0.4 U	0.4 U	0.4 U
TUNGSTEN	0.21 U	0.13 U	0.11 U	0.097 U	0.074 U	0.068 U
VANADIUM	1.5 J	1.2 J	0.99 U	1.1 J	1.1 J	0.88 U
ZINC	2.2 J	3.2 J	2.1 U	3.2 J	2.3 J	3.1 J
MISCELLANEOUS PARAMETERS (MG/L)						
CALCIUM HARDNESS AS CACO3	59	62	68	62	62	62
HARDNESS AS CACO3	190	200	210	200	200	200
MAGNESIUM HARDNESS AS CACO3	130	130	140	140	140	140
MISCELLANEOUS PARAMETERS (UG/L)						
HEXAVALENT CHROMIUM	0.092 J	0.097 J	0.113 J	0.132 J	0.119 J	0.118 J

Table C-1

Chemical Results for Surface Water Samples-July 2014
Frog Mortar Creek
Lockheed Martin, Martin State Airport, Middle River, Maryland

LOCATION	MSA-SW-39A	MSA-SW-39B	MSA-SW-39C	MSA-SW-39D	MSA-SW-40A	MSA-SW-40B
SAMPLE ID	MSA-SW39A-070714	MSA-SW39B-070714	MSA-SW39C-070714	MSA-SW39D-070714	MSA-SW40A-070714	MSA-SW40B-070714
SAMPLE DATE	20140707	20140707	20140707	20140707	20140707	20140707
SAMPLE CODE	NORMAL	NORMAL	NORMAL	NORMAL	NORMAL	NORMAL
VOLATILES (UG/L)						
1,1,1,2-TETRACHLOROETHANE	0.23 U	0.23 U	0.23 U	0.23 U	0.23 U	0.23 U
1,1,1-TRICHLOROETHANE	0.22 U	0.22 U	0.22 U	0.22 U	0.22 U	0.22 U
1,1,2,2-TETRACHLOROETHANE	0.18 U	0.18 U	0.18 U	0.18 U	0.18 U	0.18 U
1,1,2-TRICHLOROTRIFLUOROETHANE	0.28 U	0.28 U	0.28 U	0.28 U	0.28 U	0.28 U
1,1-DICHLOROETHANE	0.15 U	0.15 U	0.15 U	0.15 U	0.15 U	0.15 U
1,1-DICHLOROETHENE	0.19 U	0.19 U	0.19 U	0.19 U	0.19 U	0.19 U
1,1-DICHLOROPROPENE	0.13 U	0.13 U	0.13 U	0.13 U	0.13 U	0.13 U
1,2,3-TRICHLOROBENZENE	0.17 U	0.17 U	0.17 U	0.17 U	0.17 U	0.17 U
1,2,3-TRICHLOROPROPANE	0.43 U	0.43 U	0.43 U	0.43 U	0.43 U	0.43 U
1,2,3-TRIMETHYLBENZENE	0.0059 U	0.0059 U	0.0059 U	0.0059 U	0.0059 U	0.0059 U
1,2,4-TRICHLOROBENZENE	0.15 U	0.15 U	0.15 U	0.15 U	0.15 U	0.15 U
1,2,4-TRIMETHYLBENZENE	0.12 U	0.12 U	0.12 U	0.12 U	0.23 J	0.12 U
1,2-DIBROMO-3-CHLOROPROPANE	0.67 U	0.67 U	0.67 U	0.67 U	0.67 U	0.67 U
1,2-DIBROMOETHANE	0.24 U	0.24 U	0.24 U	0.24 U	0.24 U	0.24 U
1,2-DICHLOROBENZENE	0.13 U	0.13 U	0.13 U	0.13 U	0.13 U	0.13 U
1,2-DICHLOROETHANE	0.22 U	0.22 U	0.22 U	0.22 U	0.22 U	0.22 U
1,2-DICHLOROPROPANE	0.18 U	0.18 U	0.18 U	0.18 U	0.18 U	0.18 U
1,3-DICHLOROBENZENE	0.14 U	0.14 U	0.14 U	0.14 U	0.14 U	0.14 U
1,3-DICHLOROPROPANE	0.16 U	0.16 U	0.16 U	0.16 U	0.16 U	0.16 U
1,4-DICHLOROBENZENE	0.13 U	0.13 U	0.13 U	0.13 U	0.13 U	0.13 U
2,2-DICHLOROPROPANE	0.13 UJ	0.13 UJ	0.13 UJ	0.13 UJ	0.13 UJ	0.13 UJ
2-BUTANONE	0.57 U	0.57 U	0.57 U	0.57 U	0.57 U	0.57 U
2-CHLOROETHYL VINYL ETHER	0.99 U	0.99 U	0.99 U	0.99 U	0.99 U	0.99 U
2-CHLOROTOLUENE	0.11 U	0.11 U	0.11 U	0.11 U	0.11 U	0.11 U
2-HEXANONE	0.41 U	0.41 U	0.41 U	0.41 U	0.41 U	0.41 U
4-CHLOROTOLUENE	0.18 U	0.18 U	0.18 U	0.18 U	0.18 U	0.18 U
4-ISOPROPYLTOLUENE	0.12 U	0.12 U	0.12 U	0.12 U	0.12 U	0.12 U
4-METHYL-2-PENTANONE	0.32 U	0.32 U	0.32 U	0.32 U	0.32 U	0.32 U
ACETONE	1.1 U	1.1 U	1.1 U	1.1 U	1.1 U	1.1 U
BENZENE	0.13 U	0.13 U	0.13 U	0.13 U	0.18 J	0.13 U
BROMOBENZENE	0.13 U	0.13 U	0.13 U	0.13 U	0.13 U	0.13 U
BROMOCHLOROMETHANE	0.29 U	0.29 U	0.29 U	0.29 U	0.29 U	0.29 U
BROMODICHLOROMETHANE	0.15 U	0.15 U	0.15 U	0.15 U	0.15 U	0.15 U
BROMOFORM	0.64 U	0.64 U	0.64 U	0.64 U	0.64 U	0.64 U
BROMOMETHANE	0.41 U	0.41 U	0.41 U	0.41 U	0.41 U	0.41 U
CARBON DISULFIDE	0.13 U	0.13 U	0.13 U	0.13 U	0.13 U	0.13 U

Table C-1

Chemical Results for Surface Water Samples-July 2014
Frog Mortar Creek
Lockheed Martin, Martin State Airport, Middle River, Maryland
Page 8 of 21

LOCATION	MSA-SW-39A	MSA-SW-39B	MSA-SW-39C	MSA-SW-39D	MSA-SW-40A	MSA-SW-40B
SAMPLE ID	MSA-SW39A-070714	MSA-SW39B-070714	MSA-SW39C-070714	MSA-SW39D-070714	MSA-SW40A-070714	MSA-SW40B-070714
SAMPLE DATE	20140707	20140707	20140707	20140707	20140707	20140707
SAMPLE CODE	NORMAL	NORMAL	NORMAL	NORMAL	NORMAL	NORMAL
CARBON TETRACHLORIDE	0.13 U	0.13 U	0.13 U	0.13 U	0.13 U	0.13 U
CHLOROBENZENE	0.15 U	0.15 U	0.15 U	0.15 U	0.15 U	0.15 U
CHLORODIBROMOMETHANE	0.18 U	0.18 U	0.18 U	0.18 U	0.18 U	0.18 U
CHLOROETHANE	0.29 UJ	0.29 UJ	0.29 UJ	0.29 UJ	0.29 UJ	0.29 UJ
CHLOROFORM	0.16 U	0.16 U	0.16 U	0.16 U	0.16 U	0.16 U
CHLOROMETHANE	0.3 U	0.3 U	0.3 U	0.3 U	0.3 U	0.3 U
CIS-1,2-DICHLOROETHENE	0.17 U	0.28 J	0.17 U	0.17 U	0.56 J	0.17 U
CIS-1,3-DICHLOROPROPENE	0.14 U	0.14 U	0.14 U	0.14 U	0.14 U	0.14 U
DIBROMOMETHANE	0.28 U	0.28 U	0.28 U	0.28 U	0.28 U	0.28 U
DICHLORODIFLUOROMETHANE	0.31 U	0.31 U	0.31 U	0.31 U	0.31 U	0.31 U
DIISOPROPYL ETHER	1.5 UJ	1.5 UJ	1.5 UJ	1.5 UJ	1.5 UJ	1.5 UJ
ETHYL TERT-BUTYL ETHER	0.11 UJ	0.11 UJ	0.11 UJ	0.11 UJ	0.11 UJ	0.11 UJ
ETHYLBENZENE	0.17 U	0.17 U	0.17 U	0.17 U	0.17 U	0.17 U
HEXACHLOROBUTADIENE	0.3 U	0.3 U	0.3 U	0.3 U	0.3 U	0.3 U
ISOPROPYLBENZENE	0.13 U	0.13 U	0.13 U	0.13 U	0.13 U	0.13 U
M+P-XYLENES	0.24 U	0.24 U	0.24 U	0.24 U	0.46 J	0.24 U
METHYL TERT-BUTYL ETHER	0.17 U	0.17 U	0.17 U	0.17 U	0.17 U	0.17 U
METHYLENE CHLORIDE	0.33 U	0.33 U	0.33 U	0.33 U	0.33 U	0.33 U
NAPHTHALENE	0.24 U	0.24 U	0.24 U	0.24 U	0.24 U	0.24 U
N-BUTYLBENZENE	0.12 U	0.12 U	0.12 U	0.12 U	0.12 U	0.12 U
N-PROPYLBENZENE	0.14 U	0.14 U	0.14 U	0.14 U	0.14 U	0.14 U
O-XYLENE	0.14 U	0.14 U	0.14 U	0.14 U	0.21 J	0.14 U
SEC-BUTYLBENZENE	0.13 U	0.13 U	0.13 U	0.13 U	0.13 U	0.13 U
STYRENE	0.11 U	0.11 U	0.11 U	0.11 U	0.11 U	0.11 U
TERT-AMYL METHYL ETHER	0.067 UJ	0.067 UJ	0.067 UJ	0.067 UJ	0.067 UJ	0.067 UJ
TERT-BUTYLBENZENE	0.13 U	0.13 U	0.13 U	0.13 U	0.13 U	0.13 U
TERTIARY-BUTYL ALCOHOL	3.9 UJ	3.9 UJ	3.9 UJ	3.9 UJ	3.9 UJ	3.9 UJ
TETRACHLOROETHENE	0.29 U	0.29 U	0.29 U	0.29 U	0.29 U	0.29 U
TOLUENE	0.13 U	0.13 U	0.33 J	0.18 J	1	0.13 U
TOTAL XYLENES	0.14 U	0.14 U	0.14 U	0.14 U	0.67 J	0.14 U
TRANS-1,2-DICHLOROETHENE	0.19 U	0.19 U	0.19 U	0.19 U	0.19 U	0.19 U
TRANS-1,3-DICHLOROPROPENE	0.19 U	0.19 U	0.19 U	0.19 U	0.19 U	0.19 U
TRICHLOROETHENE	0.42 J	0.38 J	0.42 J	0.2 J	0.85 J	1.7
TRICHLOROFLUOROMETHANE	0.21 U	0.21 U	0.21 U	0.21 U	0.21 U	0.21 U
VINYL ACETATE	0.19 UJ	0.19 UJ	0.19 UJ	0.19 UJ	0.19 UJ	0.19 UJ

Table C-1

Chemical Results for Surface Water Samples-July 2014
Frog Mortar Creek
Lockheed Martin, Martin State Airport, Middle River, Maryland
Page 9 of 21

LOCATION	MSA-SW-39A	MSA-SW-39B	MSA-SW-39C	MSA-SW-39D	MSA-SW-40A	MSA-SW-40B
SAMPLE ID	MSA-SW39A-070714	MSA-SW39B-070714	MSA-SW39C-070714	MSA-SW39D-070714	MSA-SW40A-070714	MSA-SW40B-070714
SAMPLE DATE	20140707	20140707	20140707	20140707	20140707	20140707
SAMPLE CODE	NORMAL	NORMAL	NORMAL	NORMAL	NORMAL	NORMAL
VINYL CHLORIDE	0.22 U	0.22 U	0.22 U	0.22 U	0.5	0.32 J
DISSOLVED METALS (UG/L)						
ANTIMONY	0.36 U	0.4 U	0.33 U	0.38 U	0.4 U	0.41 U
ARSENIC	1.1 U	1.2 J	1.2 J	1.1 U	1.2 J	1.3 J
BARIUM	13	13	13	13	13	13
BERYLLIUM	0.07 U	0.08 U	0.07 U	0.065 U	0.057 U	0.032 U
CADMIUM	0.12 U	0.097 U	0.11 U	0.096 U	0.19 U	0.18 U
CHROMIUM	1.2 U	0.3 U	0.35 U	0.4 U	0.36 U	0.35 U
COBALT	0.074 U	0.07 U	0.054 U	0.056 U	0.087 U	0.098 U
COPPER	5.6	5.7	6.2	6.2	5.8	5.9
LEAD	0.14 U	0.14 U	0.14 U	0.14 U	0.48 U	0.14 U
MERCURY	0.12 U	0.12 U	0.12 U	0.12 U	0.12 U	0.12 U
MOLYBDENUM	1.5 J	1.5 J	1.5 J	1.5 J	1.5 J	1.4 J
NICKEL	1.3 J	1.2 J	1.2 J	2.1	1.2 J	1.2 J
SELENIUM	0.34 J	0.34 U	0.34 U	0.34 U	0.34 U	0.35 J
SILVER	0.0083 U	0.0083 U	0.0083 U	0.0083 U	0.0083 U	0.0083 U
THALLIUM	0.4 U	0.4 U	0.4 U	0.4 U	0.4 U	0.4 U
TUNGSTEN	0.099 U	0.08 U	0.066 U	0.061 U	0.06 U	0.046 U
VANADIUM	0.8 U	1.1 J	0.95 U	0.95 U	1 J	1.2 J
ZINC	2.1 U	2.1 U	2.1 U	2.1 U	5.3 J	2.1 U
MISCELLANEOUS PARAMETERS (MG/L)						
CALCIUM HARDNESS AS CACO3	65	66	66	65	60	60
HARDNESS AS CACO3	220	220	220	220	200	200
MAGNESIUM HARDNESS AS CACO3	150	150	160	150	140	140
MISCELLANEOUS PARAMETERS (UG/L)						
HEXAVALENT CHROMIUM	0.068 J	0.098 J	0.137 J	0.122 J	0.099 J	0.117 J

Table C-1

Chemical Results for Surface Water Samples-July 2014
Frog Mortar Creek
Lockheed Martin, Martin State Airport, Middle River, Maryland

LOCATION	MSA-SW-40C	MSA-SW-40D	MSA-SW-41A	MSA-SW-41B	MSA-SW-41C	MSA-SW-41D
SAMPLE ID	MSA-SW40C-070714	MSA-SW40D-070714	MSA-SW41A-070714	MSA-SW41B-070714	MSA-SW41C-070714	MSA-SW41D-070714
SAMPLE DATE	20140707	20140707	20140707	20140707	20140707	20140707
SAMPLE CODE	NORMAL	NORMAL	NORMAL	NORMAL	NORMAL	NORMAL
VOLATILES (UG/L)						
1,1,1,2-TETRACHLOROETHANE	0.23 U	0.23 U	0.23 U	0.23 U	0.23 U	0.23 U
1,1,1-TRICHLOROETHANE	0.22 U	0.22 U	0.22 U	0.22 U	0.22 U	0.22 U
1,1,2,2-TETRACHLOROETHANE	0.18 U	0.18 U	0.18 U	0.18 U	0.18 U	0.18 U
1,1,2-TRICHLOROTRIFLUOROETHANE	0.28 U	0.28 U	0.28 U	0.28 U	0.28 U	0.28 U
1,1-DICHLOROETHANE	0.15 U	0.15 U	0.15 U	0.15 U	0.15 U	0.15 U
1,1-DICHLOROETHENE	0.19 U	0.19 U	0.19 U	0.19 U	0.19 U	0.19 U
1,1-DICHLOROPROPENE	0.13 U	0.13 U	0.13 U	0.13 U	0.13 U	0.13 U
1,2,3-TRICHLOROBENZENE	0.17 U	0.17 U	0.17 U	0.17 U	0.17 U	0.17 U
1,2,3-TRICHLOROPROPANE	0.43 U	0.43 U	0.43 U	0.43 U	0.43 U	0.43 U
1,2,3-TRIMETHYLBENZENE	0.0059 U	0.0059 U	0.0059 U	0.0059 U	0.0059 U	0.0059 U
1,2,4-TRICHLOROBENZENE	0.15 U	0.15 U	0.15 U	0.15 U	0.15 U	0.15 U
1,2,4-TRIMETHYLBENZENE	0.12 U	0.12 U	0.15 J	0.12 U	0.12 U	0.17 J
1,2-DIBROMO-3-CHLOROPROPANE	0.67 U	0.67 U	0.67 U	0.67 U	0.67 U	0.67 U
1,2-DIBROMOETHANE	0.24 U	0.24 U	0.24 U	0.24 U	0.24 U	0.24 U
1,2-DICHLOROBENZENE	0.13 U	0.13 U	0.13 U	0.13 U	0.13 U	0.13 U
1,2-DICHLOROETHANE	0.22 U	0.22 U	0.22 U	0.22 U	0.22 U	0.22 U
1,2-DICHLOROPROPANE	0.18 U	0.18 U	0.18 U	0.18 U	0.18 U	0.18 U
1,3-DICHLOROBENZENE	0.14 U	0.14 U	0.14 U	0.14 U	0.14 U	0.14 U
1,3-DICHLOROPROPANE	0.16 U	0.16 U	0.16 U	0.16 U	0.16 U	0.16 U
1,4-DICHLOROBENZENE	0.13 U	0.13 U	0.13 U	0.13 U	0.13 U	0.13 U
2,2-DICHLOROPROPANE	0.13 UJ	0.13 UJ	0.13 UJ	0.13 UJ	0.13 UJ	0.13 UJ
2-BUTANONE	0.57 U	0.57 U	0.57 U	0.57 U	0.57 U	0.57 U
2-CHLOROETHYL VINYL ETHER	0.99 U	0.99 U	0.99 U	0.99 U	0.99 U	0.99 U
2-CHLOROTOLUENE	0.11 U	0.11 U	0.11 U	0.11 U	0.11 U	0.11 U
2-HEXANONE	0.41 U	0.41 U	0.41 U	0.41 U	0.41 U	0.41 U
4-CHLOROTOLUENE	0.18 U	0.18 U	0.18 U	0.18 U	0.18 U	0.18 U
4-ISOPROPYLTOLUENE	0.12 U	0.12 U	0.12 U	0.12 U	0.12 U	0.12 U
4-METHYL-2-PENTANONE	0.32 U	0.32 U	0.32 U	0.32 U	0.32 U	0.32 U
ACETONE	2.5 J	1.1 U	1.1 J	1.1 U	1.1 U	1.1 U
BENZENE	0.13 U	0.13 U	0.15 J	0.13 U	0.13 U	0.21 J
BROMOBENZENE	0.13 U	0.13 U	0.13 U	0.13 U	0.13 U	0.13 U
BROMOCHLOROMETHANE	0.29 U	0.29 U	0.29 U	0.29 U	0.29 U	0.29 U
BROMODICHLOROMETHANE	0.15 U	0.15 U	0.15 U	0.15 U	0.15 U	0.15 U
BROMOFORM	0.64 U	0.64 U	0.64 U	0.64 U	0.64 U	0.64 U
BROMOMETHANE	0.41 U	0.41 U	0.41 U	0.41 U	0.41 U	0.41 U
CARBON DISULFIDE	0.13 U	0.13 U	0.13 U	0.13 U	0.13 U	0.13 U

Table C-1

Chemical Results for Surface Water Samples-July 2014
Frog Mortar Creek
Lockheed Martin, Martin State Airport, Middle River, Maryland

LOCATION	MSA-SW-40C	MSA-SW-40D	MSA-SW-41A	MSA-SW-41B	MSA-SW-41C	MSA-SW-41D
SAMPLE ID	MSA-SW40C-070714	MSA-SW40D-070714	MSA-SW41A-070714	MSA-SW41B-070714	MSA-SW41C-070714	MSA-SW41D-070714
SAMPLE DATE	20140707	20140707	20140707	20140707	20140707	20140707
SAMPLE CODE	NORMAL	NORMAL	NORMAL	NORMAL	NORMAL	NORMAL
CARBON TETRACHLORIDE	0.13 U	0.13 U	0.13 U	0.13 U	0.13 U	0.13 U
CHLOROBENZENE	0.15 U	0.15 U	0.15 U	0.15 U	0.15 U	0.15 U
CHLORODIBROMOMETHANE	0.18 U	0.18 U	0.18 U	0.18 U	0.18 U	0.18 U
CHLOROETHANE	0.29 UJ	0.29 UJ	0.29 UJ	0.29 UJ	0.29 UJ	0.29 UJ
CHLOROFORM	0.16 U	0.16 U	0.16 U	0.16 U	0.16 U	0.16 U
CHLOROMETHANE	0.3 U	0.3 U	0.3 U	0.3 U	0.3 U	0.3 U
CIS-1,2-DICHLOROETHENE	0.38 J	0.17 U	1.1	0.17 U	0.17 U	0.17 U
CIS-1,3-DICHLOROPROPENE	0.14 U	0.14 U	0.14 U	0.14 U	0.14 U	0.14 U
DIBROMOMETHANE	0.28 U	0.28 U	0.28 U	0.28 U	0.28 U	0.28 U
DICHLORODIFLUOROMETHANE	0.31 U	0.31 U	0.31 U	0.31 UJ	0.31 U	0.31 U
DIISOPROPYL ETHER	1.5 UJ	1.5 UJ	1.5 UJ	1.5 UJ	1.5 UJ	1.5 UJ
ETHYL TERT-BUTYL ETHER	0.11 UJ	0.11 UJ	0.11 UJ	0.11 UJ	0.11 UJ	0.11 UJ
ETHYLBENZENE	0.17 U	0.17 U	0.17 U	0.17 U	0.17 U	0.17 U
HEXACHLOROBUTADIENE	0.3 U	0.3 U	0.3 U	0.3 U	0.3 U	0.3 U
ISOPROPYLBENZENE	0.13 U	0.13 U	0.13 U	0.13 U	0.13 U	0.13 U
M+P-XYLENES	0.24 U	0.24 U	0.3 J	0.24 U	0.24 U	0.39 J
METHYL TERT-BUTYL ETHER	0.17 U	0.17 U	0.17 U	0.17 U	0.17 U	0.17 U
METHYLENE CHLORIDE	0.33 U	0.33 U	0.33 U	0.33 U	0.33 U	0.33 U
NAPHTHALENE	0.24 U	0.24 U	0.24 U	0.24 UJ	0.24 U	0.24 U
N-BUTYLBENZENE	0.12 U	0.12 U	0.12 U	0.12 U	0.12 U	0.12 U
N-PROPYLBENZENE	0.14 U	0.14 U	0.14 U	0.14 U	0.14 U	0.14 U
O-XYLENE	0.14 U	0.14 U	0.14 J	0.14 U	0.14 U	0.2 J
SEC-BUTYLBENZENE	0.13 U	0.13 U	0.13 U	0.13 U	0.13 U	0.13 U
STYRENE	0.11 U	0.11 U	0.11 U	0.11 U	0.11 U	0.11 U
TERT-AMYL METHYL ETHER	0.067 UJ	0.067 UJ	0.067 UJ	0.067 UJ	0.067 UJ	0.067 UJ
TERT-BUTYLBENZENE	0.13 U	0.13 U	0.13 U	0.13 U	0.13 U	0.13 U
TERTIARY-BUTYL ALCOHOL	3.9 UJ	3.9 UJ	3.9 UJ	3.9 UJ	3.9 UJ	3.9 UJ
TETRACHLOROETHENE	0.29 U	0.29 U	0.29 U	0.29 U	0.29 U	0.29 U
TOLUENE	0.35 J	0.13 U	0.71 J	0.13 U	0.19 J	0.95 J
TOTAL XYLENES	0.14 U	0.14 U	0.44 J	0.14 U	0.14 U	0.59 J
TRANS-1,2-DICHLOROETHENE	0.19 U	0.19 U	0.19 U	0.19 U	0.19 U	0.19 U
TRANS-1,3-DICHLOROPROPENE	0.19 U	0.19 U	0.19 U	0.19 U	0.19 U	0.19 U
TRICHLOROETHENE	1.3	0.84 J	1.6	0.5 J	0.45 J	0.38 J
TRICHLOROFLUOROMETHANE	0.21 U	0.21 U	0.21 U	0.21 U	0.21 U	0.21 U
VINYL ACETATE	0.19 UJ	0.19 UJ	0.19 UJ	0.19 UJ	0.19 UJ	0.19 UJ

Table C-1

Chemical Results for Surface Water Samples-July 2014
Frog Mortar Creek
Lockheed Martin, Martin State Airport, Middle River, Maryland

LOCATION	MSA-SW-40C	MSA-SW-40D	MSA-SW-41A	MSA-SW-41B	MSA-SW-41C	MSA-SW-41D
SAMPLE ID	MSA-SW40C-070714	MSA-SW40D-070714	MSA-SW41A-070714	MSA-SW41B-070714	MSA-SW41C-070714	MSA-SW41D-070714
SAMPLE DATE	20140707	20140707	20140707	20140707	20140707	20140707
SAMPLE CODE	NORMAL	NORMAL	NORMAL	NORMAL	NORMAL	NORMAL
VINYL CHLORIDE	0.22 U	0.22 U	0.37 J	0.22 U	0.22 U	0.22 U
DISSOLVED METALS (UG/L)						
ANTIMONY	0.38 U	0.42 U	0.39 U	0.39 U	0.38 U	0.36 U
ARSENIC	1.3 J	1.3 J	1.3 J	1.2 J	1.2 J	1.2 J
BARIUM	13	13	13	13	13	13
BERYLLIUM	0.035 U	0.035 U	0.036 U	0.031 U	0.031 U	0.031 U
CADMIUM	0.17 U	0.15 U	0.2 U	0.15 U	0.15 U	0.14 U
CHROMIUM	0.31 U	0.35 U	0.33 U	0.31 U	0.33 U	0.3 U
COBALT	0.091 U	0.076 U	0.13 U	0.17 U	0.12 U	0.052 U
COPPER	6.6	6.5	6	6.2	6.6	6.2
LEAD	0.14 U	0.14 U	0.14 U	0.14 U	0.14 U	0.14 U
MERCURY	0.12 U	0.12 U	0.12 U	0.12 U	0.12 U	0.12 U
MOLYBDENUM	1.5 J	1.5 J	1.5 J	1.4 J	1.4 J	1.5 J
NICKEL	1.2 J	1.2 J	1.7 J	1.2 J	1.3 J	1.1 J
SELENIUM	0.34 U	0.34 U	0.34 U	0.34 U	0.34 U	0.34 U
SILVER	0.0083 U	0.0083 U	0.0083 U	0.0083 U	0.0083 U	0.0083 U
THALLIUM	0.4 U	0.4 U	0.4 U	0.4 U	0.4 U	0.4 U
TUNGSTEN	0.054 U	0.069 U	0.049 U	0.039 U	0.1 U	0.071 U
VANADIUM	1.1 J	0.97 U	1 J	0.88 U	0.79 U	0.94 U
ZINC	2.1 U	2.4 J	4.5 J	2.1 U	4.2 J	2.1 U
MISCELLANEOUS PARAMETERS (MG/L)						
CALCIUM HARDNESS AS CACO3	61	60	61	61	63	62
HARDNESS AS CACO3	200	200	200	200	210	210
MAGNESIUM HARDNESS AS CACO3	140	140	140	140	140	140
MISCELLANEOUS PARAMETERS (UG/L)						
HEXAVALENT CHROMIUM	0.091 J	0.102 J	0.115 J	0.092 J	0.126 J	0.105 J

Table C-1

Chemical Results for Surface Water Samples-July 2014
Frog Mortar Creek
Lockheed Martin, Martin State Airport, Middle River, Maryland

LOCATION	MSA-SW-42A	MSA-SW-42B	MSA-SW-42C	MSA-SW-42D	MSA-SW-43A	MSA-SW-43B
SAMPLE ID	MSA-SW42A-070714	MSA-SW42B-070714	MSA-SW42C-070714	MSA-SW42D-070714	MSA-SW43A-070714	MSA-SW43B-070714
SAMPLE DATE	20140707	20140707	20140707	20140707	20140707	20140707
SAMPLE CODE	NORMAL	NORMAL	NORMAL	NORMAL	NORMAL	NORMAL
VOLATILES (UG/L)						
1,1,1,2-TETRACHLOROETHANE	0.23 U	0.23 U	0.23 U	0.23 U	0.23 U	0.23 U
1,1,1-TRICHLOROETHANE	0.22 U	0.22 U	0.22 U	0.22 U	0.22 U	0.22 U
1,1,2,2-TETRACHLOROETHANE	0.18 U	0.18 U	0.18 U	0.18 U	0.18 U	0.18 U
1,1,2-TRICHLOROTRIFLUOROETHANE	0.28 U	0.28 U	0.28 U	0.28 U	0.28 U	0.28 U
1,1-DICHLOROETHANE	0.15 U	0.15 U	0.15 U	0.15 U	0.15 U	0.15 U
1,1-DICHLOROETHENE	0.19 U	0.19 U	0.19 U	0.19 U	0.19 U	0.19 U
1,1-DICHLOROPROPENE	0.13 U	0.13 U	0.13 U	0.13 U	0.13 U	0.13 U
1,2,3-TRICHLOROBENZENE	0.17 U	0.17 U	0.17 U	0.17 U	0.17 U	0.17 U
1,2,3-TRICHLOROPROPANE	0.43 U	0.43 U	0.43 U	0.43 U	0.43 U	0.43 U
1,2,3-TRIMETHYLBENZENE	0.0059 U	0.0059 U	0.0059 U	0.0059 U	0.0059 U	0.0059 U
1,2,4-TRICHLOROBENZENE	0.15 U	0.15 U	0.15 U	0.15 U	0.15 U	0.15 U
1,2,4-TRIMETHYLBENZENE	0.41 J	0.12 U	0.12 U	0.12 U	0.38 J	0.12 U
1,2-DIBROMO-3-CHLOROPROPANE	0.67 U	0.67 U	0.67 U	0.67 U	0.67 U	0.67 U
1,2-DIBROMOETHANE	0.24 U	0.24 U	0.24 U	0.24 U	0.24 U	0.24 U
1,2-DICHLOROBENZENE	0.13 U	0.13 U	0.13 U	0.13 U	0.13 U	0.13 U
1,2-DICHLOROETHANE	0.22 U	0.22 U	0.22 U	0.22 U	0.22 U	0.22 U
1,2-DICHLOROPROPANE	0.18 U	0.18 U	0.18 U	0.18 U	0.18 U	0.18 U
1,3-DICHLOROBENZENE	0.14 U	0.14 U	0.14 U	0.14 U	0.14 U	0.14 U
1,3-DICHLOROPROPANE	0.16 U	0.16 U	0.16 U	0.16 U	0.16 U	0.16 U
1,4-DICHLOROBENZENE	0.13 U	0.13 U	0.13 U	0.13 U	0.13 U	0.13 U
2,2-DICHLOROPROPANE	0.13 U	0.13 U	0.13 U	0.13 U	0.13 U	0.13 U
2-BUTANONE	0.57 U	0.57 U	0.57 U	0.57 U	0.57 U	0.57 U
2-CHLOROETHYL VINYL ETHER	0.99 U	0.99 U	0.99 UR	0.99 U	0.99 U	0.99 U
2-CHLOROTOLUENE	0.11 U	0.11 U	0.11 U	0.11 U	0.11 U	0.11 U
2-HEXANONE	0.41 U	0.41 U	0.41 U	0.41 U	0.41 U	0.41 U
4-CHLOROTOLUENE	0.18 U	0.18 U	0.18 U	0.18 U	0.18 U	0.18 U
4-ISOPROPYLTOLUENE	0.12 U	0.12 U	0.12 U	0.12 U	0.12 U	0.12 U
4-METHYL-2-PENTANONE	0.32 U	0.32 U	0.32 U	0.32 U	0.32 U	0.32 U
ACETONE	1.1 U	1.1 U	1.1 U	1.1 U	1.1 U	1.1 U
BENZENE	0.2 J	0.13 U	0.13 U	0.13 U	0.3 J	0.13 U
BROMOBENZENE	0.13 U	0.13 U	0.13 U	0.13 U	0.13 U	0.13 U
BROMOCHLOROMETHANE	0.29 U	0.29 U	0.29 U	0.29 U	0.29 U	0.29 U
BROMODICHLOROMETHANE	0.15 U	0.15 U	0.15 U	0.15 U	0.15 U	0.15 U
BROMOFORM	0.64 U	0.64 U	0.64 U	0.64 U	0.64 U	0.64 U
BROMOMETHANE	0.41 U	0.41 U	0.41 U	0.41 U	0.41 U	0.41 U
CARBON DISULFIDE	1.4	0.13 U	0.13 U	0.13 U	0.13 U	0.13 U

Table C-1

Chemical Results for Surface Water Samples-July 2014
Frog Mortar Creek
Lockheed Martin, Martin State Airport, Middle River, Maryland

LOCATION	MSA-SW-42A	MSA-SW-42B	MSA-SW-42C	MSA-SW-42D	MSA-SW-43A	MSA-SW-43B
SAMPLE ID	MSA-SW42A-070714	MSA-SW42B-070714	MSA-SW42C-070714	MSA-SW42D-070714	MSA-SW43A-070714	MSA-SW43B-070714
SAMPLE DATE	20140707	20140707	20140707	20140707	20140707	20140707
SAMPLE CODE	NORMAL	NORMAL	NORMAL	NORMAL	NORMAL	NORMAL
CARBON TETRACHLORIDE	0.13 U	0.13 U	0.13 U	0.13 U	0.13 U	0.13 U
CHLOROBENZENE	0.15 U	0.15 U	0.15 U	0.15 U	0.15 U	0.15 U
CHLORODIBROMOMETHANE	0.18 U	0.18 U	0.18 U	0.18 U	0.18 U	0.18 U
CHLOROETHANE	0.29 U	0.29 U	0.29 U	0.29 U	0.29 U	0.29 U
CHLOROFORM	0.16 U	0.16 U	0.16 U	0.16 U	0.16 U	0.16 U
CHLOROMETHANE	0.3 U	0.3 U	0.3 U	0.3 U	0.3 U	0.3 U
CIS-1,2-DICHLOROETHENE	0.37 J	0.51 J	0.27 J	0.23 J	1.2	0.54 J
CIS-1,3-DICHLOROPROPENE	0.14 U	0.14 U	0.14 U	0.14 U	0.14 U	0.14 U
DIBROMOMETHANE	0.28 U	0.28 U	0.28 U	0.28 U	0.28 U	0.28 U
DICHLORODIFLUOROMETHANE	0.31 U	0.31 U	0.31 U	0.31 U	0.31 U	0.31 U
DIISOPROPYL ETHER	1.5 U	1.5 U	1.5 U	1.5 U	1.5 U	1.5 U
ETHYL TERT-BUTYL ETHER	0.11 U	0.11 U	0.11 U	0.11 U	0.11 U	0.11 U
ETHYLBENZENE	0.17 U	0.17 U	0.17 U	0.17 U	0.19 J	0.17 U
HEXACHLOROBUTADIENE	0.3 U	0.3 U	0.3 U	0.3 U	0.3 U	0.3 U
ISOPROPYLBENZENE	0.13 U	0.13 U	0.13 U	0.13 U	0.13 U	0.13 U
M+P-XYLENES	0.68 J	0.24 U	0.24 U	0.24 U	0.76 J	0.24 U
METHYL TERT-BUTYL ETHER	0.17 U	0.17 U	0.17 U	0.17 U	0.17 U	0.17 U
METHYLENE CHLORIDE	0.33 U	0.33 U	0.33 U	0.33 U	0.33 U	0.33 U
NAPHTHALENE	0.24 U	0.24 U	0.24 U	0.24 U	0.24 U	0.24 U
N-BUTYLBENZENE	0.12 U	0.12 U	0.12 U	0.12 U	0.12 U	0.12 U
N-PROPYLBENZENE	0.14 U	0.14 U	0.14 U	0.14 U	0.14 U	0.14 U
O-XYLENE	0.27 J	0.14 U	0.14 U	0.14 U	0.35 J	0.14 U
SEC-BUTYLBENZENE	0.13 U	0.13 U	0.13 U	0.13 U	0.13 U	0.13 U
STYRENE	0.11 U	0.11 U	0.11 U	0.11 U	0.11 U	0.11 U
TERT-AMYL METHYL ETHER	0.067 U	0.067 U	0.067 U	0.067 U	0.067 U	0.067 U
TERT-BUTYLBENZENE	0.13 U	0.13 U	0.13 U	0.13 U	0.13 U	0.13 U
TERTIARY-BUTYL ALCOHOL	3.9 U	3.9 U	3.9 U	3.9 U	3.9 U	3.9 U
TETRACHLOROETHENE	0.29 U	0.29 U	0.29 U	0.29 U	0.29 U	0.29 U
TOLUENE	0.92 J	0.28 J	0.13 U	0.13 U	1.5	0.13 U
TOTAL XYLENES	0.95 J	0.14 U	0.14 U	0.14 U	1.1 J	0.14 U
TRANS-1,2-DICHLOROETHENE	0.19 U	0.19 U	0.19 U	0.19 U	0.19 U	0.19 U
TRANS-1,3-DICHLOROPROPENE	0.19 U	0.19 U	0.19 U	0.19 U	0.19 U	0.19 U
TRICHLOROETHENE	0.67 J	0.57 J	0.46 J	0.61 J	1.2	0.96 J
TRICHLOROFLUOROMETHANE	0.21 U	0.21 U	0.21 U	0.21 U	0.21 U	0.21 U
VINYL ACETATE	0.19 U	0.19 U	0.19 U	0.19 U	0.19 U	0.19 U

Table C-1

Chemical Results for Surface Water Samples-July 2014
Frog Mortar Creek
Lockheed Martin, Martin State Airport, Middle River, Maryland

LOCATION	MSA-SW-42A	MSA-SW-42B	MSA-SW-42C	MSA-SW-42D	MSA-SW-43A	MSA-SW-43B
SAMPLE ID	MSA-SW42A-070714	MSA-SW42B-070714	MSA-SW42C-070714	MSA-SW42D-070714	MSA-SW43A-070714	MSA-SW43B-070714
SAMPLE DATE	20140707	20140707	20140707	20140707	20140707	20140707
SAMPLE CODE	NORMAL	NORMAL	NORMAL	NORMAL	NORMAL	NORMAL
VINYL CHLORIDE	0.43 J	0.57	0.22 U	0.22 U	0.22 U	0.22 U
DISSOLVED METALS (UG/L)						
ANTIMONY	0.47 U	0.57 U	0.45 U	0.56 U	0.44 U	0.45 U
ARSENIC	1.2 J	1.5 J	1.1 U	1.1 U	1 U	1.2 J
BARIUM	12	13	13	12	13	13
BERYLLIUM	0.074 U	1.3	0.15 U	0.15 U	0.15 U	0.1 U
CADMIUM	0.2 U	0.41 U	0.16 U	0.14 U	0.18 U	0.14 U
CHROMIUM	0.33 U	0.57 U	0.33 U	0.4 U	0.29 U	0.6 U
COBALT	0.11 U	0.32 U	0.062 U	0.064 U	0.55 U	0.15 U
COPPER	5.9	6.1	6.1	6.4	5.7	6.2
LEAD	0.14 U	0.31 U	0.14 U	0.14 U	0.17 U	0.14 U
MERCURY	0.12 U	0.12 U	0.12 U	0.12 U	0.12 U	0.12 U
MOLYBDENUM	1.5 J	1.7 J	1.5 J	1.5 J	1.4 J	1.5 J
NICKEL	1.3 J	1.5 J	1 J	1.7 J	2	1.2 J
SELENIUM	0.34 U	0.49 J	0.37 J	0.34 U	0.34 U	0.34 U
SILVER	0.0083 U	0.027 U	0.0083 U	0.0083 U	0.0083 U	0.0083 U
THALLIUM	0.4 U	0.93 U	0.4 U	0.4 U	0.4 U	0.4 U
TUNGSTEN	0.14 U	0.38 U	0.16 U	0.11 U	0.08 U	0.074 U
VANADIUM	1.2 J	1.4 J	1 U	1.2 J	0.69 U	0.94 U
ZINC	2.3 J	2.5 J	2.1 J	2.1 U	5.5 J	2.5 J
MISCELLANEOUS PARAMETERS (MG/L)						
CALCIUM HARDNESS AS CACO3	61	61	61	61	63	63
HARDNESS AS CACO3	190	190	200	190	200	200
MAGNESIUM HARDNESS AS CACO3	130	130	130	130	140	140
MISCELLANEOUS PARAMETERS (UG/L)						
HEXAVALENT CHROMIUM	0.103 J	0.101 J	0.109 J	0.122 J	0.121 J	0.136 J

Table C-1

Chemical Results for Surface Water Samples-July 2014
Frog Mortar Creek
Lockheed Martin, Martin State Airport, Middle River, Maryland

LOCATION	MSA-SW-43C	MSA-SW-43D	MSA-SW-44A	MSA-SW-44B	MSA-SW-44C	MSA-SW-44D
SAMPLE ID	MSA-SW43C-070714	MSA-SW43D-070714	MSA-SW44A-070714	MSA-SW44B-070714	MSA-SW44C-070714	MSA-SW44D-070714
SAMPLE DATE	20140707	20140707	20140707	20140707	20140707	20140707
SAMPLE CODE	NORMAL	NORMAL	NORMAL	NORMAL	NORMAL	NORMAL
VOLATILES (UG/L)						
1,1,1,2-TETRACHLOROETHANE	0.23 U	0.23 U	0.23 U	0.23 U	0.23 U	0.23 U
1,1,1-TRICHLOROETHANE	0.22 U	0.22 U	0.22 U	0.22 U	0.22 U	0.22 U
1,1,2,2-TETRACHLOROETHANE	0.18 U	0.18 U	0.18 U	0.18 U	0.18 U	0.18 U
1,1,2-TRICHLOROTRIFLUOROETHANE	0.28 U	0.28 U	0.28 U	0.28 U	0.28 U	0.28 U
1,1-DICHLOROETHANE	0.15 U	0.15 U	0.15 U	0.15 U	0.15 U	0.15 U
1,1-DICHLOROETHENE	0.19 U	0.19 U	0.19 U	0.19 U	0.19 U	0.19 U
1,1-DICHLOROPROPENE	0.13 U	0.13 U	0.13 U	0.13 U	0.13 U	0.13 U
1,2,3-TRICHLOROBENZENE	0.17 U	0.17 U	0.17 U	0.17 U	0.17 U	0.17 U
1,2,3-TRICHLOROPROPANE	0.43 U	0.43 U	0.43 U	0.43 U	0.43 U	0.43 U
1,2,3-TRIMETHYLBENZENE	0.0059 U	0.0059 U	0.0059 U	0.0059 U	0.0059 U	0.0059 U
1,2,4-TRICHLOROBENZENE	0.15 U	0.15 U	0.15 U	0.15 U	0.15 U	0.15 U
1,2,4-TRIMETHYLBENZENE	0.12 U	0.12 U	0.12 U	0.12 U	0.32 J	0.12 U
1,2-DIBROMO-3-CHLOROPROPANE	0.67 U	0.67 U	0.67 U	0.67 U	0.67 U	0.67 U
1,2-DIBROMOETHANE	0.24 U	0.24 U	0.24 U	0.24 U	0.24 U	0.24 U
1,2-DICHLOROBENZENE	0.13 U	0.13 U	0.13 U	0.13 U	0.13 U	0.13 U
1,2-DICHLOROETHANE	0.22 U	0.22 U	0.22 U	0.22 U	0.22 U	0.22 U
1,2-DICHLOROPROPANE	0.18 U	0.18 U	0.18 U	0.18 U	0.18 U	0.18 U
1,3-DICHLOROBENZENE	0.14 U	0.14 U	0.14 U	0.14 U	0.14 U	0.14 U
1,3-DICHLOROPROPANE	0.16 U	0.16 U	0.16 U	0.16 U	0.16 U	0.16 U
1,4-DICHLOROBENZENE	0.13 U	0.13 U	0.13 U	0.13 U	0.13 U	0.13 U
2,2-DICHLOROPROPANE	0.13 U	0.13 U	0.13 U	0.13 U	0.13 U	0.13 U
2-BUTANONE	0.57 U	0.57 U	0.57 U	0.57 U	0.57 U	0.57 U
2-CHLOROETHYL VINYL ETHER	0.99 U	0.99 U	0.99 U	0.99 U	0.99 U	0.99 U
2-CHLOROTOLUENE	0.11 U	0.11 U	0.11 U	0.11 U	0.11 U	0.11 U
2-HEXANONE	0.41 U	0.41 U	0.41 U	0.41 U	0.41 U	0.41 U
4-CHLOROTOLUENE	0.18 U	0.18 U	0.18 U	0.18 U	0.18 U	0.18 U
4-ISOPROPYLTOLUENE	0.12 U	0.12 U	0.12 U	0.12 U	0.12 U	0.12 U
4-METHYL-2-PENTANONE	0.32 U	0.32 U	0.32 U	0.32 U	0.32 U	0.32 U
ACETONE	2.2 J	1.1 U	1.1 U	1.1 U	1.1 U	1.1 U
BENZENE	0.13 U	0.13 U	0.13 U	0.13 U	0.13 U	0.13 U
BROMOBENZENE	0.13 U	0.13 U	0.13 U	0.13 U	0.13 U	0.13 U
BROMOCHLOROMETHANE	0.29 U	0.29 U	0.29 U	0.29 U	0.29 U	0.29 U
BROMODICHLOROMETHANE	0.15 U	0.15 U	0.15 U	0.15 U	0.15 U	0.15 U
BROMOFORM	0.64 U	0.64 U	0.64 U	0.64 U	0.64 U	0.64 U
BROMOMETHANE	0.41 U	0.41 U	0.41 U	0.41 U	0.41 U	0.41 U
CARBON DISULFIDE	0.13 U	0.13 U	0.13 U	0.13 U	0.13 U	0.13 U

Table C-1

Chemical Results for Surface Water Samples-July 2014
Frog Mortar Creek
Lockheed Martin, Martin State Airport, Middle River, Maryland

LOCATION	MSA-SW-43C	MSA-SW-43D	MSA-SW-44A	MSA-SW-44B	MSA-SW-44C	MSA-SW-44D
SAMPLE ID	MSA-SW43C-070714	MSA-SW43D-070714	MSA-SW44A-070714	MSA-SW44B-070714	MSA-SW44C-070714	MSA-SW44D-070714
SAMPLE DATE	20140707	20140707	20140707	20140707	20140707	20140707
SAMPLE CODE	NORMAL	NORMAL	NORMAL	NORMAL	NORMAL	NORMAL
CARBON TETRACHLORIDE	0.13 U	0.13 U	0.13 U	0.13 U	0.13 U	0.13 U
CHLOROBENZENE	0.15 U	0.15 U	0.15 U	0.15 U	0.15 U	0.15 U
CHLORODIBROMOMETHANE	0.18 U	0.18 U	0.18 U	0.18 U	0.18 U	0.18 U
CHLOROETHANE	0.29 U	0.29 U	0.29 U	0.29 U	0.29 U	0.29 U
CHLOROFORM	0.16 U	0.16 U	0.16 U	0.16 U	0.16 U	0.16 U
CHLOROMETHANE	0.3 U	0.3 U	0.3 U	0.3 U	0.3 U	0.3 U
CIS-1,2-DICHLOROETHENE	0.3 J	0.17 U	0.49 J	0.33 J	0.17 U	0.22 J
CIS-1,3-DICHLOROPROPENE	0.14 U	0.14 U	0.14 U	0.14 U	0.14 U	0.14 U
DIBROMOMETHANE	0.28 U	0.28 U	0.28 U	0.28 U	0.28 U	0.28 U
DICHLORODIFLUOROMETHANE	0.31 U	0.31 U	0.31 U	0.31 U	0.31 U	0.31 U
DIISOPROPYL ETHER	1.5 U	1.5 U	1.5 U	1.5 U	1.5 U	1.5 U
ETHYL TERT-BUTYL ETHER	0.11 U	0.11 U	0.11 U	0.11 U	0.11 U	0.11 U
ETHYLBENZENE	0.17 U	0.17 U	0.17 U	0.17 U	0.17 U	0.17 U
HEXACHLOROBUTADIENE	0.3 U	0.3 U	0.3 U	0.3 U	0.3 U	0.3 U
ISOPROPYLBENZENE	0.13 U	0.13 U	0.13 U	0.13 U	0.13 U	0.13 U
M+P-XYLENES	0.24 U	0.24 U	0.33 J	0.24 U	0.61 J	0.24 U
METHYL TERT-BUTYL ETHER	0.17 U	0.17 U	0.17 U	0.17 U	0.17 U	0.17 U
METHYLENE CHLORIDE	0.33 U	0.33 U	0.33 U	0.33 U	0.33 U	0.33 U
NAPHTHALENE	0.24 U	0.24 U	0.24 U	0.24 U	0.24 U	0.24 U
N-BUTYLBENZENE	0.12 U	0.12 U	0.12 U	0.12 U	0.12 U	0.12 U
N-PROPYLBENZENE	0.14 U	0.14 U	0.14 U	0.14 U	0.14 U	0.14 U
O-XYLENE	0.14 U	0.14 U	0.14 U	0.14 U	0.28 J	0.14 U
SEC-BUTYLBENZENE	0.13 U	0.13 U	0.13 U	0.13 U	0.13 U	0.13 U
STYRENE	0.11 U	0.11 U	0.11 U	0.11 U	0.11 U	0.11 U
TERT-AMYL METHYL ETHER	0.067 U	0.067 U	0.067 U	0.067 U	0.067 U	0.067 U
TERT-BUTYLBENZENE	0.13 U	0.13 U	0.13 U	0.13 U	0.13 U	0.13 U
TERTIARY-BUTYL ALCOHOL	3.9 U	3.9 U	3.9 U	3.9 U	3.9 U	3.9 U
TETRACHLOROETHENE	0.29 U	0.29 U	0.29 U	0.29 U	0.29 U	0.29 U
TOLUENE	0.13 U	0.13 U	0.6 J	0.13 U	1.1	0.13 U
TOTAL XYLENES	0.14 U	0.14 U	0.33 J	0.14 U	0.89 J	0.14 U
TRANS-1,2-DICHLOROETHENE	0.19 U	0.19 U	0.19 U	0.19 U	0.19 U	0.19 U
TRANS-1,3-DICHLOROPROPENE	0.19 U	0.19 U	0.19 U	0.19 U	0.19 U	0.19 U
TRICHLOROETHENE	0.52 J	0.3 J	0.62 J	0.57 J	0.65 J	0.41 J
TRICHLOROFLUOROMETHANE	0.21 U	0.21 U	0.21 U	0.21 U	0.21 U	0.21 U
VINYL ACETATE	0.19 U	0.19 U	0.19 U	0.19 U	0.19 U	0.19 U

Table C-1

Chemical Results for Surface Water Samples-July 2014
Frog Mortar Creek
Lockheed Martin, Martin State Airport, Middle River, Maryland

LOCATION	MSA-SW-43C	MSA-SW-43D	MSA-SW-44A	MSA-SW-44B	MSA-SW-44C	MSA-SW-44D
SAMPLE ID	MSA-SW43C-070714	MSA-SW43D-070714	MSA-SW44A-070714	MSA-SW44B-070714	MSA-SW44C-070714	MSA-SW44D-070714
SAMPLE DATE	20140707	20140707	20140707	20140707	20140707	20140707
SAMPLE CODE	NORMAL	NORMAL	NORMAL	NORMAL	NORMAL	NORMAL
VINYL CHLORIDE	0.22 U	0.22 U	0.26 J	0.22 U	0.22 U	0.22 U
DISSOLVED METALS (UG/L)						
ANTIMONY	0.44 U	0.47 U	0.38 U	0.4 U	0.48 U	0.41 U
ARSENIC	1.2 J	1.2 J	1.1 J	1.2 J	1.2 J	1.2 J
BARIUM	13	13	12	13	13	12
BERYLLIUM	0.09 U	0.084 U	0.082 U	0.059 U	0.046 U	0.055 U
CADMIUM	0.15 U	0.11 U	0.14 U	0.16 U	0.14 U	0.11 U
CHROMIUM	0.33 U	0.35 U	0.33 U	0.3 U	0.31 U	0.33 U
COBALT	0.084 U	0.061 U	0.23 U	0.07 U	0.044 U	0.054 U
COPPER	6.5	6.7	6.2	6.4	6.5	6.3
LEAD	0.14 U	0.14 U	0.14 U	0.14 U	0.14 U	0.14 U
MERCURY	0.12 U	0.12 U	0.12 U	0.12 U	0.12 U	0.12 U
MOLYBDENUM	1.4 J	1.4 J	1.5 J	1.4 J	1.5 J	1.5 J
NICKEL	1.2 J	1.1 J	1.5 J	1.2 J	1.1 J	2.6
SELENIUM	0.4 J	0.36 J	0.34 U	0.36 J	0.34 U	0.34 U
SILVER	0.0083 U	0.0083 U	0.0083 U	0.0083 U	0.0083 U	0.0083 U
THALLIUM	0.4 U	0.4 U	0.4 U	0.4 U	0.4 U	0.4 U
TUNGSTEN	0.063 U	0.07 U	0.067 U	0.055 U	0.048 U	0.043 U
VANADIUM	1 U	0.97 U	0.89 U	1.1 J	0.86 U	0.91 U
ZINC	2.1 U	2.1 U	2.1 U	2.1 U	2.1 U	2.9 J
MISCELLANEOUS PARAMETERS (MG/L)						
CALCIUM HARDNESS AS CACO3	61	63	61	61	62	62
HARDNESS AS CACO3	200	210	200	200	200	200
MAGNESIUM HARDNESS AS CACO3	140	140	140	140	140	140
MISCELLANEOUS PARAMETERS (UG/L)						
HEXAVALENT CHROMIUM	0.12 J	0.101 J	0.114 J	0.129 J	0.107 J	0.106 J

Table C-1

Chemical Results for Surface Water Samples-July 2014
Frog Mortar Creek
Lockheed Martin, Martin State Airport, Middle River, Maryland

LOCATION	MSA-SW-45A	MSA-SW-45B	MSA-SW-45C	MSA-SW-45D	QC
SAMPLE ID	MSA-SW45A-070714	MSA-SW45B-070714	MSA-SW45C-070714	MSA-SW45D-070714	TB-070714
SAMPLE DATE	20140707	20140707	20140707	20140707	20140707
SAMPLE CODE	NORMAL	NORMAL	NORMAL	NORMAL	NORMAL
VOLATILES (UG/L)					
1,1,1,2-TETRACHLOROETHANE	0.23 U	0.23 U	0.23 U	0.23 U	0.23 U
1,1,1-TRICHLOROETHANE	0.22 U	0.22 U	0.22 U	0.22 U	0.22 U
1,1,2,2-TETRACHLOROETHANE	0.18 U	0.18 U	0.18 U	0.18 U	0.18 U
1,1,2-TRICHLOROTRIFLUOROETHANE	0.28 U	0.28 U	0.28 U	0.28 U	0.28 U
1,1-DICHLOROETHANE	0.15 U	0.15 U	0.15 U	0.15 U	0.15 U
1,1-DICHLOROETHENE	0.19 U	0.19 U	0.19 U	0.19 U	0.19 U
1,1-DICHLOROPROPENE	0.13 U	0.13 U	0.13 U	0.13 U	0.13 U
1,2,3-TRICHLOROBENZENE	0.17 U	0.17 U	0.17 U	0.17 U	0.17 U
1,2,3-TRICHLOROPROPANE	0.43 U	0.43 U	0.43 U	0.43 U	0.43 U
1,2,3-TRIMETHYLBENZENE	0.33 J	0.0059 U	0.0059 U	0.0059 U	0.0059 U
1,2,4-TRICHLOROBENZENE	0.15 U	0.15 U	0.15 U	0.15 U	0.15 U
1,2,4-TRIMETHYLBENZENE	1.1	0.12 U	0.12 U	0.12 U	0.12 U
1,2-DIBROMO-3-CHLOROPROPANE	0.67 U	0.67 U	0.67 U	0.67 U	0.67 U
1,2-DIBROMOETHANE	0.24 U	0.24 U	0.24 U	0.24 U	0.24 U
1,2-DICHLOROBENZENE	0.13 U	0.13 U	0.13 U	0.13 U	0.13 U
1,2-DICHLOROETHANE	0.22 U	0.22 U	0.22 U	0.22 U	0.22 U
1,2-DICHLOROPROPANE	0.18 U	0.18 U	0.18 U	0.18 U	0.18 U
1,3-DICHLOROBENZENE	0.14 U	0.14 U	0.14 U	0.14 U	0.14 U
1,3-DICHLOROPROPANE	0.16 U	0.16 U	0.16 U	0.16 U	0.16 U
1,4-DICHLOROBENZENE	0.13 U	0.13 U	0.13 U	0.13 U	0.13 U
2,2-DICHLOROPROPANE	0.13 U	0.13 U	0.13 U	0.13 U	0.13 UJ
2-BUTANONE	0.57 U	0.57 U	0.57 U	0.57 U	0.57 U
2-CHLOROETHYL VINYL ETHER	0.99 U	0.99 U	0.99 U	0.99 U	0.99 U
2-CHLOROTOLUENE	0.11 U	0.11 U	0.11 U	0.11 U	0.11 U
2-HEXANONE	0.41 U	0.41 U	0.41 U	0.41 U	0.41 U
4-CHLOROTOLUENE	0.18 U	0.18 U	0.18 U	0.18 U	0.18 U
4-ISOPROPYLTOLUENE	0.12 U	0.12 U	0.12 U	0.12 U	0.12 U
4-METHYL-2-PENTANONE	0.32 U	0.32 U	0.32 U	0.32 U	0.32 U
ACETONE	1.1 U	1.1 U	1.1 U	1.1 U	1.1 U
BENZENE	0.5 J	0.13 U	0.13 U	0.13 U	0.13 U
BROMOBENZENE	0.13 U	0.13 U	0.13 U	0.13 U	0.13 U
BROMOCHLOROMETHANE	0.29 U	0.29 U	0.29 U	0.29 U	0.29 U
BROMODICHLOROMETHANE	0.15 U	0.15 U	0.15 U	0.15 U	0.15 U
BROMOFORM	0.64 U	0.64 U	0.64 U	0.64 U	0.64 U
BROMOMETHANE	0.41 U	0.41 U	0.41 U	0.41 U	0.41 U
CARBON DISULFIDE	1.3	0.13 U	1.4	0.13 U	0.13 U

Table C-1

Chemical Results for Surface Water Samples-July 2014
Frog Mortar Creek
Lockheed Martin, Martin State Airport, Middle River, Maryland

LOCATION	MSA-SW-45A	MSA-SW-45B	MSA-SW-45C	MSA-SW-45D	QC
SAMPLE ID	MSA-SW45A-070714	MSA-SW45B-070714	MSA-SW45C-070714	MSA-SW45D-070714	TB-070714
SAMPLE DATE	20140707	20140707	20140707	20140707	20140707
SAMPLE CODE	NORMAL	NORMAL	NORMAL	NORMAL	NORMAL
CARBON TETRACHLORIDE	0.13 U	0.13 U	0.13 U	0.13 U	0.13 U
CHLOROBENZENE	0.15 U	0.15 U	0.15 U	0.15 U	0.15 U
CHLORODIBROMOMETHANE	0.18 U	0.18 U	0.18 U	0.18 U	0.18 U
CHLOROETHANE	0.29 U	0.29 U	0.29 U	0.29 U	0.29 UJ
CHLOROFORM	0.16 U	0.16 U	0.16 U	0.16 U	0.16 U
CHLOROMETHANE	0.3 U	0.3 U	0.3 U	0.3 U	0.3 U
CIS-1,2-DICHLOROETHENE	0.36 J	0.17 U	0.22 J	0.17 U	0.17 U
CIS-1,3-DICHLOROPROPENE	0.14 U	0.14 U	0.14 U	0.14 U	0.14 U
DIBROMOMETHANE	0.28 U	0.28 U	0.28 U	0.28 U	0.28 U
DICHLORODIFLUOROMETHANE	0.31 U	0.31 U	0.31 U	0.31 U	0.31 UJ
DIISOPROPYL ETHER	1.5 U	1.5 U	1.5 U	1.5 U	1.5 UJ
ETHYL TERT-BUTYL ETHER	0.11 U	0.11 U	0.11 U	0.11 U	0.11 UJ
ETHYLBENZENE	0.32 J	0.17 U	0.17 U	0.17 U	0.17 U
HEXACHLOROBUTADIENE	0.3 U	0.3 U	0.3 U	0.3 U	0.3 U
ISOPROPYLBENZENE	0.13 U	0.13 U	0.13 U	0.13 U	0.13 U
M+P-XYLENES	1.8 J	0.24 U	0.24 U	0.24 U	0.24 U
METHYL TERT-BUTYL ETHER	0.17 U	0.17 U	0.17 U	0.17 U	0.17 U
METHYLENE CHLORIDE	0.33 U	0.33 U	0.33 U	0.33 U	0.33 U
NAPHTHALENE	0.56 J	0.24 U	0.24 U	0.24 U	0.24 UJ
N-BUTYLBENZENE	0.12 U	0.12 U	0.12 U	0.12 U	0.12 U
N-PROPYLBENZENE	0.14 U	0.14 U	0.14 U	0.14 U	0.14 U
O-XYLENE	0.83 J	0.14 U	0.14 U	0.14 U	0.14 U
SEC-BUTYLBENZENE	0.13 U	0.13 U	0.13 U	0.13 U	0.13 U
STYRENE	0.11 U	0.11 U	0.11 U	0.11 U	0.11 U
TERT-AMYL METHYL ETHER	0.067 U	0.067 U	0.067 U	0.067 U	0.067 UJ
TERT-BUTYLBENZENE	0.13 U	0.13 U	0.13 U	0.13 U	0.13 U
TERTIARY-BUTYL ALCOHOL	3.9 U	3.9 U	3.9 U	3.9 U	3.9 UJ
TETRACHLOROETHENE	0.29 U	0.29 U	0.29 U	0.29 U	0.29 U
TOLUENE	2.5	0.13 U	0.14 J	0.23 J	0.13 U
TOTAL XYLENES	2.6	0.14 U	0.14 U	0.14 U	0.14 U
TRANS-1,2-DICHLOROETHENE	0.19 U	0.19 U	0.19 U	0.19 U	0.19 U
TRANS-1,3-DICHLOROPROPENE	0.19 U	0.19 U	0.19 U	0.19 U	0.19 U
TRICHLOROETHENE	0.42 J	0.32 J	0.26 J	0.33 J	0.17 U
TRICHLOROFLUOROMETHANE	0.21 U	0.21 U	0.21 U	0.21 U	0.21 U
VINYL ACETATE	0.19 U	0.19 U	0.19 U	0.19 U	0.19 UJ

Table C-1

Chemical Results for Surface Water Samples-July 2014
Frog Mortar Creek
Lockheed Martin, Martin State Airport, Middle River, Maryland

LOCATION	MSA-SW-45A	MSA-SW-45B	MSA-SW-45C	MSA-SW-45D	QC
SAMPLE ID	MSA-SW45A-070714	MSA-SW45B-070714	MSA-SW45C-070714	MSA-SW45D-070714	TB-070714
SAMPLE DATE	20140707	20140707	20140707	20140707	20140707
SAMPLE CODE	NORMAL	NORMAL	NORMAL	NORMAL	NORMAL
VINYL CHLORIDE	0.22 U	0.22 U	0.22 U	0.22 U	0.22 U
DISSOLVED METALS (UG/L)					
ANTIMONY	0.38 U	0.44 U	0.42 U	0.35 U	NA
ARSENIC	1.3 J	1.1 J	1.2 J	1.2 J	NA
BARIUM	13	13	13	13	NA
BERYLLIUM	0.031 U	0.031 U	0.035 U	0.031 U	NA
CADMIUM	0.12 U	0.096 U	0.11 U	0.093 U	NA
CHROMIUM	0.29 U	0.31 U	0.29 U	0.36 U	NA
COBALT	0.15 U	0.049 U	0.03 U	0.047 U	NA
COPPER	5.1	5.8	5.9	6	NA
LEAD	0.14 U	0.14 U	0.14 U	0.14 U	NA
MERCURY	0.12 U	0.12 U	0.12 U	0.12 U	NA
MOLYBDENUM	1.4 J	1.4 J	1.4 J	1.4 J	NA
NICKEL	1.1 J	1.1 J	1.1 J	1.6 J	NA
SELENIUM	0.34 U	0.34 U	0.41 J	0.34 U	NA
SILVER	0.0083 U	0.0083 U	0.0083 U	0.0083 U	NA
THALLIUM	0.4 U	0.4 U	0.4 U	0.4 U	NA
TUNGSTEN	0.1 U	0.07 U	0.051 U	0.051 U	NA
VANADIUM	0.95 U	0.85 U	0.78 U	0.88 U	NA
ZINC	2.1 U	2.1 U	2.1 U	2.1 U	NA
MISCELLANEOUS PARAMETERS (MG/L)					
CALCIUM HARDNESS AS CACO3	65	63	64	65	NA
HARDNESS AS CACO3	210	210	210	220	NA
MAGNESIUM HARDNESS AS CACO3	150	150	150	150	NA
MISCELLANEOUS PARAMETERS (UG/L)					
HEXAVALENT CHROMIUM	0.111 J	0.109 J	0.126 J	0.128 J	NA

CACO3 = calcium carbonate
EL - Edwards Lane
J - Positive result is considered estimated as a result of technical noncompliance.
MG/L - milligrams per liter (i.e., parts per million)
MSA - Martin State Airport
NA - not analyzed
SW - surface water
U - Not detected at the detection limit shown left of the letter.
UG/L - micrograms per liter (i.e., parts per billion)
UJ -The analyte was not detected. However, the quantitation or detection limit may be inaccurate or imprecise.
UR - Not detected at the detection limit shown left of the letter. Result is not reliable.