Technical Memorandum: June 2014 Surface Water Sampling Results for Frog Mortar Creek Martin State Airport 701 Wilson Point Road Middle River, Maryland

Prepared for:

Lockheed Martin Corporation

Prepared by:

Tetra Tech, Inc.

November 2014



Michael Martin, P.G.
Regional Manager



Anthony Apanavage, P.G.
Project Manager

TABLE OF CONTENTS

Section			Page
ACRONYMS			**iii**
1	**INTRODUCTION**		**1-1**
2	**SITE BACKGROUND AND PREVIOUS INVESTIGATIONS**		**2-1**
3	**INVESTIGATION APPROACH AND METHODOLOGY**		**3-1**
3.1	SURFACE WATER SAMPLING		3-1
	3.1.1	Surface Water Sampling and Chemical Analyses	3-1
	3.1.2	Documentation	3-3
	3.1.3	Sample Nomenclature and Handling	3-3
	3.1.4	Equipment Decontamination	3-4
	3.1.5	Waste Management	3-4
3.2	DATA MANAGEMENT		3-5
	3.2.1	Data Tracking and Control	3-5
	3.2.2	Sample Information	3-5
	3.2.3	Project Data Compilation	3-5
	3.2.4	Geographic Information System	3-6
3.3	DATA REVIEW		3-6
4	**RESULTS**		**4-1**
4.1	SURFACE WATER DATA AND SCREENING CRITERIA		4-1
4.2	SURFACE WATER SAMPLING RESULTS		4-2
	4.2.1	Volatile Organic Compounds	4-2
	4.2.2	Metals	4-5
	4.2.3	Hexavalent Chromium	4-5
4.3	UPCOMING 2014 SAMPLING ROUNDS		4-5
5	**SUMMARY**		**5-1**
6	**REFERENCES**		**6-1**

APPENDICES

APPENDIX A—SURFACE WATER SAMPLE LOG SHEETS

APPENDIX B—DATA-VALIDATION REPORTS (ON CD)

APPENDIX C—CHEMICAL RESULTS DATA TABLE

TABLE OF CONTENTS (continued)

LIST OF FIGURES

Page

Figure 1-1 Martin State Airport, Dump Road Area, and Frog Mortar Creek Location Map 1-2

Figure 2-1 Martin State Airport and Surrounding Features 2-3

Figure 2-2 Site Features and Areas of Concern—Dump Road Area 2-4

Figure 3-1 Surface Water Sampling Locations, June 2014 3-9

Figure 4-1 Concentrations of Trichloroethene in Surface Water Samples, June 2014 4-19

Figure 4-2 Concentrations of *cis*-1,2-Dichloroethene in Surface Water Samples, June 2014 4-20

Figure 4-3 Concentrations of Vinyl Chloride in Surface Water Samples, June 2014 4-21

LIST OF TABLES

Page

Table 3-1 List of Samples and Chemical Analyses for Surface Water Samples—June 2014 3-8

Table 4-1 Statistical Summary of Analytes Detected in Surface Water Samples—June 2014 4-6

Table 4-2 Detected Analytes and Screening-Level Exceedances for Surface Water Samples—June 2014 4-8

ACRONYMS

AWQC	ambient water quality criteria
BTAG	Biological Technical Advisory Group
BTEX	benzene, toluene, ethylbenzene, and xylenes
cis-1,2-DCE	*cis*-1,2-dichloroethene
COC	chain(s) of custody
cVOC	chlorinated volatile organic compound
DRA	Dump Road Area
EL	Edwards Lane
GIS	geographic information system
IDW	investigation-derived waste
Lockheed Martin	Lockheed Martin Corporation
MDANG	Maryland Air National Guard
MDE	Maryland Department of the Environment
mg/L	milligram(s) per liter
MSA	Martin State Airport
µg/L	microgram(s) per liter
NRWQC	national recommended water quality criteria
PDF	portable document format
PPE	personal protective equipment
SVOC	semivolatile organic compound
TB	trip blank
TCE	trichloroethene
TB	trip blank
Tetra Tech	Tetra Tech, Inc.
USEPA	United States Environmental Protection Agency
VC	vinyl chloride
VOC	volatile organic compound

This page intentionally left blank.

Section 1
Introduction

On behalf of Lockheed Martin Corporation (Lockheed Martin), Tetra Tech, Inc. (Tetra Tech) has prepared this technical memorandum presenting results from work conducted according to the *2014 Surface Water Sampling Work Plan* (Tetra Tech, 2014a) adjacent to the Dump Road Area (DRA) at Martin State Airport (MSA) in Middle River, Maryland (see Figure 1-1). This technical memorandum presents the analytical results for surface water samples collected from Frog Mortar Creek on June 10, 2014; sampling results are also compared to screening levels for the protection of human health and the environment. This investigation obtained additional chemical and spatial-distribution data for volatile organic compounds (VOCs) and metals in creek surface water that might emanate from a groundwater plume at the Dump Road Area of Martin State Airport. These data will be used in future efforts to:

- evaluate the interaction between Dump Road Area shallow groundwater and Frog Mortar Creek
- provide information to assess human health risks for recreational users of Frog Mortar Creek
- provide information to update modeling of shallow-groundwater flow patterns and discharge to Frog Mortar Creek

This technical memorandum is organized as follows:

Section 2—Site Background and Previous Investigations: Briefly describes the site and previous Frog Mortar Creek investigations.

Section 3—Investigation Approach and Methodology: Presents the technical approach and field methodology used for surface water sampling.

Section 4—Results: Presents the investigation results.

Section 5—Summary: Summarizes the investigation approach and results.

Section 6—References: Cites references used to compile this memorandum.

Map Document: (K:\GProject\MartinStateAirport-LMC\MapDocs\MXD\Maps\MSA and Dump Road Area location map_1 9 12.mxd)
1/9/2012 -- 10:27:03 AM

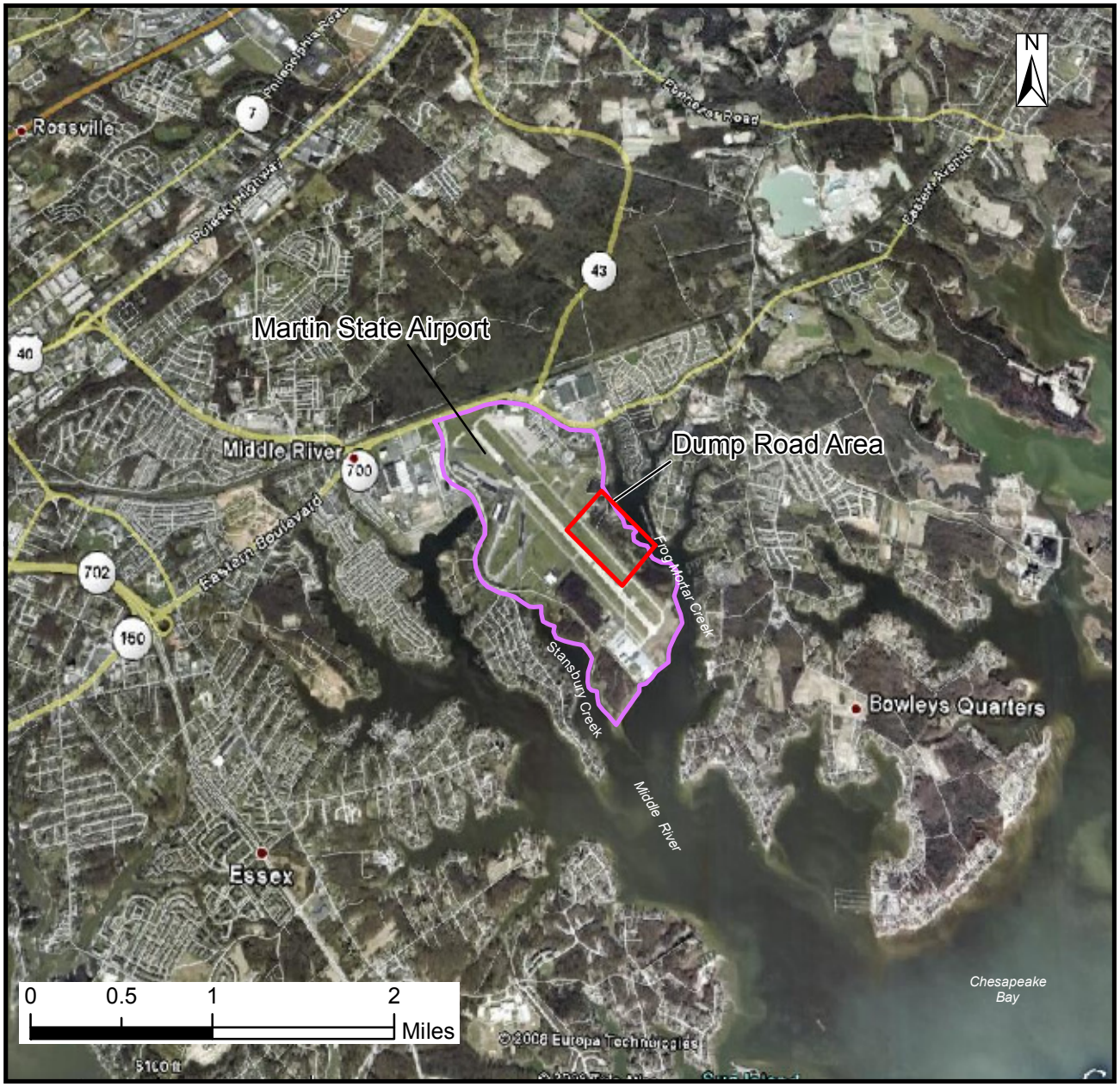

Source: Google Earth Pro, 2008

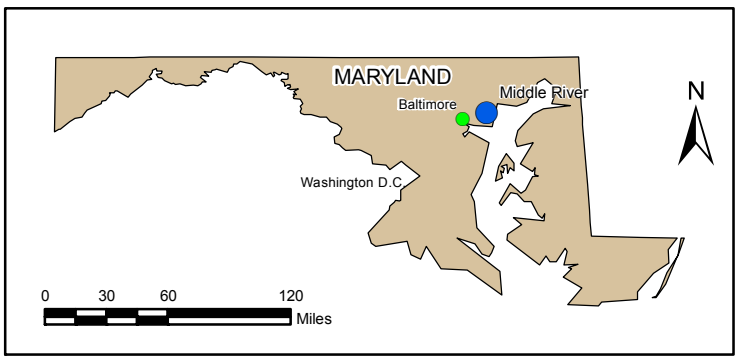

FIGURE 1-1

MARTIN STATE AIRPORT, DUMP ROAD AREA, AND FROG MORTAR CREEK LOCATION MAP

Frog Mortar Creek
Lockheed Martin, Martin State Airport
Middle River, Maryland

DATE MODIFIED:	CREATED BY:
1/9/12	MP

TETRA TECH

Section 2
Site Background and Previous Investigations

Martin State Airport (MSA) is at 701 Wilson Point Road in Middle River, Maryland. It is bounded by Frog Mortar Creek to the east and Stansbury Creek to the west (Figure 2-1); both are tidal tributaries of Chesapeake Bay. The area under investigation is Frog Mortar Creek, which is east of and adjacent to the Dump Road Area (DRA) site at MSA (Figures 2-1 and 2-2).

Detailed environmental studies have been conducted at the DRA since 1991, when the Maryland Aviation Administration removed drums discovered near Taxiway Tango (Figure 2-2). The DRA currently consists mostly of open meadows, mowed grass, and heavily wooded areas; however, it also includes a portion of Taxiway Tango and extends to the airport runway. Taxiway Tango is a concrete and asphalt taxiway currently used by the Maryland Air National Guard (MDANG) for military aircraft operations. The airport runway is used by the MDANG and by state-owned and private aircraft.

Previous environmental studies at MSA demonstrate that soil, pond sediment, and groundwater at the DRA have been impacted by volatile organic compounds (VOCs), semivolatile organic compounds (SVOCs), and metals resulting from historical dumping and backfilling. The following constituents (and several metals) have been detected in DRA groundwater at concentrations exceeding state groundwater standards:

- *chlorinated VOCs* (cVOCs), including trichloroethene (TCE), *cis*-1,2-dichloroethene (*cis*-1,2-DCE), and vinyl chloride (VC)
- *petroleum-related VOCs* such as benzene, toluene, ethylbenzene, and xylenes (BTEX)

Frog Mortar Creek is hydraulically downgradient of the DRA and receives groundwater discharging from the DRA. The constituents listed above and several metals have also been detected in surface water samples collected from Frog Mortar Creek. Surface water samples have

been collected from Frog Mortar Creek since 1997, and multiple rounds of samples have been collected annually since 2010. Summaries of studies conducted at Frog Mortar Creek from 1997–2013, and details of the area's physical setting, land use, physiography, and surface/subsurface conditions (i.e., soils, hydrology, and geology) are in the *2013 Surface Water Sampling Report for Frog Mortar Creek* (Tetra Tech, 2014b), and therefore are not repeated herein.

Map Document: (K:\GProject\MartinStateAirport-LMC\MapDocs\MXD\Maps\MSA Main Terminal and Surrounding Features_revised 1 13 12.mxd)
1/13/2012 -- 1:01:35 PM



Source: Google Earth Pro, 2010

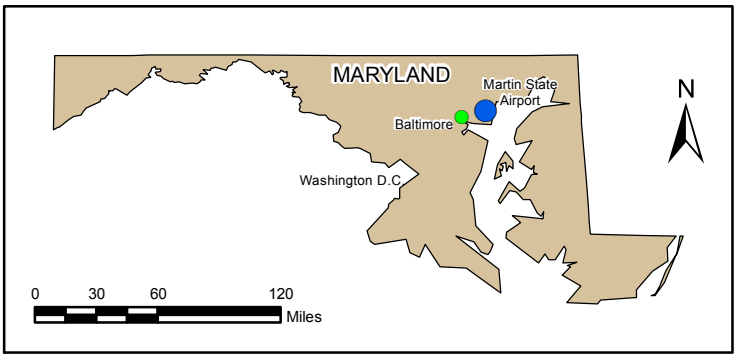

FIGURE 2-1

MARTIN STATE AIRPORT AND SURROUNDING FEATURES

Frog Mortar Creek
Lockheed Martin, Martin State Airport
Middle River, Maryland

DATE MODIFIED:	CREATED BY:
1/13/12	MP

TETRA TECH

Map Document: (K:\GProject\MartinStateAirport-LMC\MapDocs\MXD\Maps\MSA MW and PZ_1994_1996_revised 032513.mxd)
3/25/2013 -- 3:02:28 PM



FIGURE 2-2

SITE FEATURES AND AREAS OF CONCERN
DUMP ROAD AREA

LEGEND

- GROUNDWATER MONITORING WELL (MW) AND PIEZOMETER (PZ), 1994 - 1996
- OUTLINE OF FORMER COVE
- MARYLAND AIR NATIONAL GUARD BOUNDARY
- EARTHEN BERM
- EXTENT OF UNSATURATED CONTAMINATED SOIL AND LANDFILL MATERIAL
- POND

Lockheed Martin, Martin State Airport
Middle River, Maryland

0 60 120 240 Feet

N

DATE MODIFIED: 3/25/13

CREATED BY: SP

TETRA TECH

Section 3
Investigation Approach and Methodology

Previous surface water sampling data for Frog Mortar Creek supports the need for additional investigations to assess the extent to which surface water is affected by groundwater discharged from the Dump Road Area (DRA). The volatile organic compounds (VOCs) trichloroethene (TCE), *cis*-1,2-dichloroethene (*cis*-1,2-DCE), and vinyl chloride (VC) have previously been detected in Frog Mortar Creek surface water samples at concentrations exceeding ecological and/or human health screening-criteria; these analytes have also been detected in groundwater at the DRA. Surface water data obtained from Frog Mortar Creek were used to evaluate chemical concentrations with respect to United States Environmental Protection Agency (USEPA) or Maryland screening levels for these constituents. These screening criteria include USEPA national recommended water quality criteria (NRWQC), Maryland ambient water quality criteria (AWQC), USEPA Biological Technical Advisory Group (BTAG) surface water screening-benchmarks, and site-specific screening levels for swimming developed by Lockheed Martin Corporation (Lockheed Martin).

The June 2014 sampling event is the second of six surface-water sampling rounds to be conducted in 2014. The June sampling round assessed water quality in late spring, when recreational activities in Frog Mortar Creek are typically substantial. The next sampling round is scheduled for July 2014.

3.1 SURFACE WATER SAMPLING

3.1.1 Surface Water Sampling and Chemical Analyses

Forty surface water samples were collected from Frog Mortar Creek near the DRA site on June 10, 2014. Sampling locations are shown in Figure 3-1. Four samples were collected along each of nine transects spaced approximately 350 feet apart along the western shoreline of Frog

Mortar Creek; these transects are designated MSA-SW37, MSA-SW38, MSA-SW39, MSA-SW40, MSA-SW41, MSA-SW42, MSA-SW43, MSA-SW44, and MSA-SW45. Four samples were also collected along a transect extending out from the eastern shoreline of the creek at 3301 Edwards Lane (EL); this transect is designated EL-SW01 (see Figure 3-1). Along each transect, one sample was collected near the shoreline ("A" sample), one was collected approximately 50 feet from the shoreline ("B" sample), one was collected approximately 100 feet from the shoreline ("C" sample), and one was collected approximately 200 feet from the shoreline ("D" sample). Each sample was collected approximately one foot below the water surface. All surface water sampling locations were surveyed in the Maryland State Plane North American Datum 1983 (in feet) using a handheld global positioning system receiver.

Western-shoreline-transect samples (MSA-SW37 through MSA-SW45) at Frog Mortar Creek were analyzed for the following:

- VOCs by SW846 Method 8260B (including Freon 113 [1,1,2-trichloro-1,2,2-trifluoroethane], Freon 22 [chlorodifluoromethane] and tentatively identified compounds)
- dissolved metals (filtered in the field) by SW846 Methods 6020A/7470A
- hardness by Standard Method SM 2340B
- hexavalent chromium by USEPA Method 218.6

The eastern-shoreline-transect samples (i.e., EL-SW01A–D) were analyzed for VOCs only. Analytical parameters for the Frog Mortar Creek samples are in Table 3-1. Water quality parameters (including temperature, pH, specific conductance, salinity, turbidity, dissolved oxygen, and oxidation-reduction potential) were measured and recorded at the time of sampling, along with the depth of water at all surface water sampling locations. Tidal-gauge water measurements were also obtained from the staff gauge at 3301 Edwards Lane before and after the sampling event. Sampling information was documented on sample log sheets (see Appendix A).

Surface water samples were collected as grab samples using direct-fill sampling techniques from approximately one foot below the water surface. VOC samples were collected using a stainless steel discrete-interval sampler (also known as a "bacon bomb" sampler). The sampler was

lowered to approximately one foot below the water surface, the check valve was then engaged to allow the sampler to fill, the sampler was then brought to the surface, and the water was removed through a valve to fill three laboratory-cleaned, hydrochloric-acid preserved, 40-milliliter sample vials. The discrete-interval sampler was cleaned after each use by rinsing with potable water. Equipment was cleaned after each sample had been collected. No decontamination fluids were collected during this sampling event.

Hexavalent chromium samples were collected using a different method: in pre-cleaned bottles containing no sample preservatives (i.e., no nitric acid as was used to preserve other metal samples). Each bottle was submerged approximately one foot below the water surface and allowed to fill. Hexavalent chromium samples were expedited to the laboratory so they could be analyzed within the prescribed 24-hour holding time following collection. Field-filtered metals samples (i.e., samples for metals other than hexavalent chromium) were preserved in the field with nitric acid to the appropriate pH level and collected using a peristaltic pump. No duplicates were collected during this sampling round. A trip blank (one per cooler containing VOC samples) was submitted for VOC analysis for quality assurance/quality control purposes.

3.1.2 Documentation

A master site logbook was maintained as an overall record of field activities for the site. Sample documentation includes completed chain of custody (COC) forms and surface-water-specific sample log sheets. COC forms are standardized to summarize and document pertinent sample information, such as sample identification and type, matrix, date and time of collection, preservation, and the analysis requested. Sample-custody procedures document sample acquisition and integrity. Surface water sample log sheets are in Appendix A. COC forms and data validation reports are in Appendix B.

3.1.3 Sample Nomenclature and Handling

Surface water samples collected from transects SW37 through SW45 are identified with a unique sample identification tag. Surface water samples are labeled with an "MSA-SW" prefix, followed by the sample transect number, the profile location ("A," "B," "C," or "D"), and the six-digit sampling date. Similarly, surface water samples collected from Edwards Lane transects are identified with an "EL-SW01" prefix, the profile location ("A," "B," "C," or "D"), and the

six-digit sampling date. For example, the surface water sample collected on June 10, 2014 from MSA-SW37A was labeled as MSA-SW37A-061014. The trip blank was labeled with a "TB" prefix followed by the sample's six-digit submittal date (e.g., TB-061014).

Sample handling includes field-related considerations concerning the selection of sample containers, preservatives, allowable holding times, and analyses requested. Proper custody procedures were followed throughout all phases of sample collection and handling. COC protocols were used throughout sample handling to assure the evidentiary integrity of sample containers. These protocols demonstrate that the samples were handled and transferred in a manner that would prevent or detect possible tampering.

Sample containers were released under signature from the laboratory and accepted under signature by the sampler(s) or other individual(s) responsible for maintaining custody, until the sample containers could be transferred to the sampler(s). Transport containers returning to the laboratory were sealed with strapping tape and a tamper-resistant custody seal. The custody seal contains the signature of the individual releasing the transport container, along with the date and time.

3.1.4 Equipment Decontamination

This project required minimal equipment decontamination. Both dedicated and disposable equipment were used for surface water sampling to reduce decontamination activities and eliminate potential sample cross-contamination. The discrete-interval sampler was cleaned after each use by rinsing with potable water. Equipment was cleaned over the (creek) water after each sample had been collected. No decontamination fluids were collected during this sampling event.

3.1.5 Waste Management

Investigation-derived waste (IDW) consisted of personal protective equipment (PPE) and disposable equipment (filters, tubing, etc.) generated during field sampling. PPE IDW was brushed off, placed in trash bags along with the disposable equipment, and disposed of in a facility trash receptacle designated by facility personnel.

3.2 DATA MANAGEMENT

Laboratory data-handling procedures met the requirements of the laboratory subcontract. All analytical and field data are maintained in project files, including copies of COC forms, sample log forms, sampling location maps, and documentation of quality assurance and data corrections.

3.2.1 Data Tracking and Control

A cradle-to-grave sample tracking system was used from the beginning to the end of the sampling event. The field operations leader began and coordinated sample tracking before mobilizing the sampling team to the field. Preprinted sample-container labels generated before fieldwork began were reviewed to ensure that they were accurate and adhered to work plan requirements. The project manager coordinated with the analytical laboratory to ensure that the laboratory was aware of the number and type of samples and analyses that would be submitted that day.

During field sampling, the field operations leader forwarded the COC to a designated project assistant and to the laboratory. The project assistant confirmed that the COC provided the information required by the work plan. This allowed early detection of errors made in the field so that adjustments could be made before sample analyses. After successful completion of all requested analyses, the laboratory submitted an electronic deliverable for each sample delivery group. When all electronic deliverables had been received from the laboratory, the project assistant checked the laboratory submittal to determine whether the laboratory had performed all analyses requested. All requested analyses were performed for this project.

3.2.2 Sample Information

Data from field measurements were recorded using appropriate sample log sheets and then summarized in tabular form, as were the raw instrument-data from the laboratory. The field operations leader verified field data daily; laboratory data were verified by the group supervisor and then by the laboratory's quality control/documentation department. Sample log sheets are in Appendix A.

3.2.3 Project Data Compilation

The analytical laboratory generated an Adobe *Acrobat*® portable document format (PDF) file of the analytical data package, as well as an electronic database deliverable. The electronic database

was checked against the PDF file provided by the laboratory and updated as required, based on data-qualifier flags applied during data validation. All data, such as units of measure and chemical nomenclature, were corrected as necessary to be consistent with the project database.

3.2.4 Geographic Information System

Data management systems for this investigation consist of a relational database and geographic information system (GIS) to manage environmental information pertaining to Martin State Airport (MSA). The relational database stores chemical, geological, hydrogeological, and other environmental data collected during environmental investigations. The GIS is created from the relational database and contains subsets of the larger data pool. The GIS allows environmental data to be posted onto base maps to graphically represent project information. Compiled sampling, chemical, and positional data from this investigation were incorporated into the GIS.

3.3 DATA REVIEW

Data from the laboratory were entered into a sample database and evaluated against risk-based criteria. Data validation (to evaluate data completeness, holding times, calibrations, precision, accuracy, laboratory and field-blank contamination, and detection limits) was completed concurrent with the data evaluation. These reviews were based on the *USEPA Region III Modifications to the National Functional Guidelines for Data Review* (USEPA, 1993 and 1994) and the specifics of the analytical methods used. Data from this sampling event consist of chemical results for surface-water samples. Data validation reports and COC are in Appendix B (on compact disc) as PDF files. A table with all analytical data for June 2014 Frog Mortar Creek surface water samples, including non-detects, is in Appendix C.

Collectively, these data are acceptable for their intended uses (site characterization and risk assessment). The data qualifiers (i.e., flags) listed below were applied to the chemical results presented in this report. The first flag appears on the chemical-results tables in Section 4, and all flags appear in Appendices B and C:

J The analyte is considered present in the sample, but the value is estimated and may not meet highest accuracy or precision standards. In this program, samples were qualified with "*J*" because quantitation was above the method detection limit but below the laboratory reporting-limit.

U Not detected; the analyte is considered not detected at the reported value.

UJ The analyte is not detected. However, the quantitation or detection limit may be inaccurate or imprecise.

Table 3-1

List of Samples and Chemical Analyses for Surface Water Samples - June 2014
Frog Mortar Creek
Lockheed Martin, Martin State Airport, Middle River, Maryland

	Analyses performed[1] (method)			
	Volatile organic compounds[2]	Dissolved metals	Hexavalent chromium	Hardness
Sample Location ID	(USEPA 8260B)	(USEPA 6020A/7470A)	(USEPA 218.6)	(SM 2340B)
MSA-SW37A	X	X	X	X
MSA-SW37B	X	X	X	X
MSA-SW37C	X	X	X	X
MSA-SW37D	X	X	X	X
MSA-SW38A	X	X	X	X
MSA-SW38B	X	X	X	X
MSA-SW38C	X	X	X	X
MSA-SW38D	X	X	X	X
MSA-SW39A	X	X	X	X
MSA-SW39B	X	X	X	X
MSA-SW39C	X	X	X	X
MSA-SW39D	X	X	X	X
MSA-SW40A	X	X	X	X
MSA-SW40B	X	X	X	X
MSA-SW40C	X	X	X	X
MSA-SW40D	X	X	X	X
MSA-SW41A	X	X	X	X
MSA-SW41B	X	X	X	X
MSA-SW41C	X	X	X	X
MSA-SW41D	X	X	X	X
MSA-SW42A	X	X	X	X
MSA-SW42B	X	X	X	X
MSA-SW42C	X	X	X	X
MSA-SW42D	X	X	X	X
MSA-SW43A	X	X	X	X
MSA-SW43B	X	X	X	X
MSA-SW43C	X	X	X	X
MSA-SW43D	X	X	X	X
MSA-SW44A	X	X	X	X
MSA-SW44B	X	X	X	X
MSA-SW44C	X	X	X	X
MSA-SW44D	X	X	X	X
MSA-SW45A	X	X	X	X
MSA-SW45B	X	X	X	X
MSA-SW45C	X	X	X	X
MSA-SW45D	X	X	X	X
EL-SW01A	X			
EL-SW01B	X			
EL-SW01C	X			
EL-SW01D	X			

1 Temperature, pH, specific conductance, salinity, turbidity, dissolved oxygen, and oxidation-reduction potential were measured and recorded for each sample in the field

2 Included Freon 113 (1,1,2-trichloro-1,2,2-trifluoroethane), Freon 22 (chlorodifluoromethane), and tentatively identified compounds

SM - standard method

USEPA - United States Environmental Protection Agency

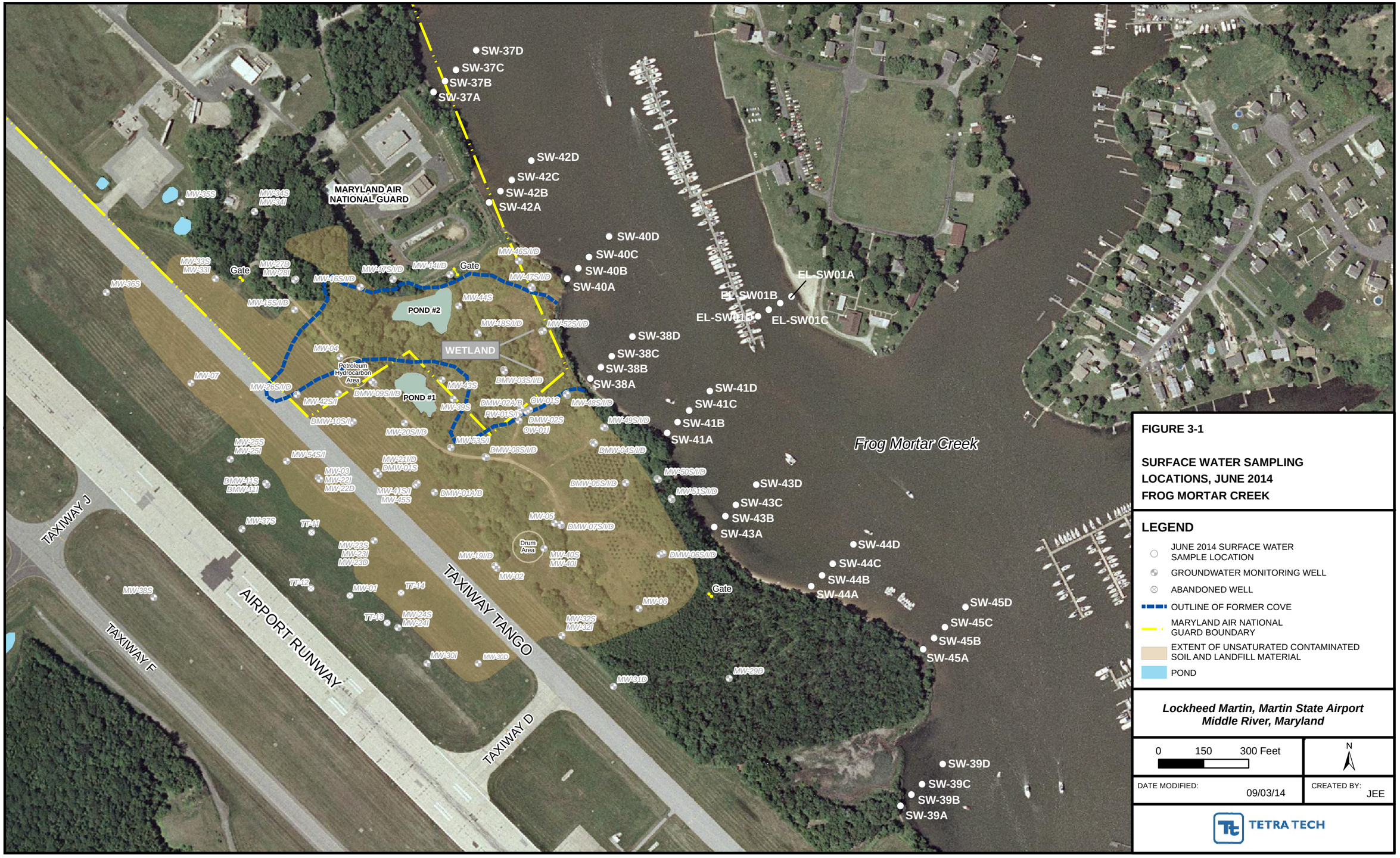

FIGURE 3-1

SURFACE WATER SAMPLING LOCATIONS, JUNE 2014
FROG MORTAR CREEK

LEGEND

- JUNE 2014 SURFACE WATER SAMPLE LOCATION
- GROUNDWATER MONITORING WELL
- ABANDONED WELL
- OUTLINE OF FORMER COVE
- MARYLAND AIR NATIONAL GUARD BOUNDARY
- EXTENT OF UNSATURATED CONTAMINATED SOIL AND LANDFILL MATERIAL
- POND

Lockheed Martin, Martin State Airport
Middle River, Maryland

0 150 300 Feet

N

DATE MODIFIED: 09/03/14

CREATED BY: JEE

TETRA TECH

Map Document: (P:\GIS\Lockheed_MSA\MapDocs\MXD\fmc_sw_samplocs_jun2014.mxd)
09/03/14 -- JEE

Section 4
Results

4.1 SURFACE WATER DATA AND SCREENING CRITERIA

Validated chemical data from the Frog Mortar Creek surface water samples collected in June 2014 were used to generate a statistical summary table (Table 4-1) and a table summarizing positive detections of chemical analytes (Table 4-2). Samples were analyzed for volatile organic compounds (VOCs), including fuel-related compounds such as benzene, toluene, ethylbenzene, and xylenes (BTEX), dissolved (i.e., filtered) metals, hexavalent chromium, and hardness. The eastern-shoreline-transect samples (e.g., EL-SW01) were analyzed for VOCs only. Table 4-2 compares surface water sampling results to several applicable screening criteria, including:

- United States Environmental Protection Agency (USEPA) Region 3 Biological Technical Advisory Group (BTAG) freshwater screening-benchmarks (USEPA, 2006)
- USEPA national recommended water quality criteria (NRWQC) for acute and chronic aquatic-organism exposures, and NRWQC for human health aquatic-organism-consumption (USEPA, 2002, 2009)
- Maryland ambient water quality criteria (AWQC) for acute and chronic aquatic-organism exposures, and AWQC for human health aquatic-organism-consumption (*Code of Maryland Regulations* [COMAR], 2014)
- site-specific screening levels for swimming developed for trichloroethene (TCE), *cis*-1,2-dichloroethene (*cis*-1,2-DCE), and vinyl chloride (VC)

NRWQC, AWQC, and most BTAG screening levels for metals represent concentrations of dissolved metals in the water column; these criteria are therefore used to screen against filtered (dissolved) metals results. BTAG screening levels for arsenic, mercury, molybdenum, selenium, and thallium are based on total metals concentration. Since only dissolved metals were analyzed during this sampling round, results for these five metals are not directly comparable to BTAG criteria, however, mercury, selenium and thallium results are all non-detect. NRWQC and BTAG screening values for select dissolved metals (cadmium, chromium, copper, lead, nickel, silver,

and zinc) were adjusted using a site-specific hardness value of 150 milligrams per liter (mg/L) (the lowest and most protective site value measured for June results), using the methodology in *National Recommended Water Quality Criteria* (USEPA, 2002, 2009) and *Region III Biological Technical Advisory Group Freshwater Screening Benchmarks* (USEPA, 2006).

Site-specific screening levels for TCE, *cis*-1,2-DCE, and VC were developed by Lockheed Martin Corporation (Lockheed Martin) for recreational users of Frog Mortar Creek. These screening levels were developed to protect the health of swimmers near the Dump Road Area (DRA) shoreline. June sampling results are also compared to these swimming criteria because they provide the most conservative (i.e., most protective) screening levels for Frog Mortar Creek.

Gray shading in Table 4-2 indicates a result that exceeds one or more of its surface water screening criteria. Figures 4-1 through 4-3 show the concentrations of TCE, *cis*-1,2-DCE, and VC (respectively) detected in June 2014 Frog Mortar Creek samples. A table summarizing analytical data, including non-detect results and detection limits, is attached as Appendix C.

4.2 SURFACE WATER SAMPLING RESULTS

Several VOCs and metals were detected in the June 2014 surface water samples; results are summarized below and in Tables 4-1 and 4-2. Since most data discussed herein share the "MSA" prefix, this prefix is dropped when referring to transects or samples (e.g., "SW39" refers to transect MSA-SW39), to improve readability. Any discussion related to samples collected from the Edwards Lane transect (e.g., EL-SW01A) will be similarly identified (i.e., SW01A–SW01D) in the text.

4.2.1 Volatile Organic Compounds

The most frequently detected chlorinated VOCs (cVOCs) are TCE, *cis*-1,2-DCE, and VC; these three VOCs are also the primary cVOCs detected in the DRA groundwater plume. VOCs in all June 2014 surface water samples were detected at concentrations less than human health consumption-of-organism and ecological screening levels. However, a VC concentration (20 micrograms per liter [µg/L]) in one near-shore sample collected adjacent to the DRA (SW38A) exceeds the site-specific swimming screening level (0.7 µg/L); VC concentrations in all other samples were below this screening level.

TCE was detected in all 40 samples at concentrations ranging from 0.27*J* µg/L to 6.3 µg/L (Table 4-1 and Figure 4-1). *cis*-1,2-DCE was detected in 24 of 40 samples at concentrations ranging from 0.35*J* µg/L to 41 µg/L (Table 4-1 and Figure 4-2). VC was detected less frequently than TCE and *cis*-1,2-DCE (in only three of 40 samples), at concentrations ranging from 0.35*J* µg/L to 20 µg/L (Table 4-1 and Figure 4-3). All detected concentrations of TCE and *cis*-1,2-DCE were below their respective site-specific swimming criterion. Five VOCs were also detected in Frog Mortar Creek surface water sample SW38A at low concentrations less than human health and ecological screening levels: 1,1-dichloroethene, 1,2-dichlorobenzene, 1,3-dichlorobenzene, 1,4-dichlorobenzene, and chlorobenzene (each detected in one sample at SW38A). 1,4-Dichlorobenzene had the highest detection (4 µg/L), but at a concentration well below its lowest screening value (26 µg/L).

In prior sampling events, surface water samples from transects east of the DRA (SW38, SW40, and SW41) have typically had the highest TCE concentrations. In this sampling round (June 2014), the highest TCE concentrations were also detected in three near-shore samples from transects east of the DRA: SW38A (6.3 µg/L), SW41A (1.3 µg/L), and SW38B (1.2 µg/L). One location farther from shore (SW38C) had a similar TCE concentration (2.1 µg/L). During the June 2013 sampling event, TCE concentrations in samples collected near the western shoreline at transects SW40 and SW38 were also elevated, with concentrations decreasing with increasing distance from the shoreline. Except for transect SW43, these transects are northeast of the DRA monitoring wells exhibiting some of the highest concentrations of site-related constituents in shallow- and intermediate-depth groundwater (e.g., wells DMW-2, DMW-3, DMW-4, and DMW-5). The maximum detected TCE concentration (6.3 µg/L) in June 2014 is lower than the maximum detected in March 2014 (16 µg/L).

TCE concentrations in transects from the western shore of Frog Mortar Creek vary by more than one order of magnitude (i.e., more than a factor of 10) in June 2014 (Figure 4-1), ranging from 0.27*J* µg/L (SW39A) south of the DRA to 6.3 µg/L (SW38A) east of the DRA. Historically, TCE concentrations have generally decreased with increased distance from the shoreline. In June, TCE concentrations increased from A (shoreline) to B (50 feet offshore) locations (except for SW37, SW38 and SW41) and decreased from C (100 feet offshore) to D (200 feet offshore) locations (except for SW41 and SW44). Consistent with previous sampling rounds, TCE

concentrations in samples collected from the eastern shoreline transect (SW01) at Edwards Lane were typically lower than samples from the western shoreline transects, with concentrations ranging from 0.27*J* µg/L to 0.33 µg/L. June 2014 TCE results for Edwards Lane-transect samples are below concentrations detected in March 2014.

cis-1,2-DCE was detected in eight transects (Figure 4-2), from the northernmost SW37 to the transect SW45, but was not detected at the southernmost (SW39) and western shoreline (SW01) transects. Similar to TCE, the highest June 2014 concentrations of *cis*-1,2-DCE (0.83*J*–41 µg/L) were collected at near-shore sampling locations (SW38A, SW40A, SW41A, and SW42B), with the highest concentration (41 µg/L) at location SW38A. The remaining *cis*-1,2-DCE concentrations range between 0.35*J* µg/L and 0.78*J* µg/L. In contrast, the highest *cis*-1,2-DCE concentrations in March 2014 were concentrated in the five northernmost transects. As stated earlier, the June 2014 detections were generally distributed more equitably (i.e., it was detected at most transects).

VC was detected in three of 40 samples collected in June 2014 (Figure 4-3), at three near-shore sampling locations adjacent to the DRA (SW38A [20 µg/L], SW42B [0.56 µg/L], and at SW42A [0.35*J* µg/L]). The only concentration to exceed the site-specific swimming screening level (0.7 µg/L) for VC was at SW38A. Similar to TCE and *cis*-1,2-DCE, the highest detected VC concentrations in this round were in shoreline samples collected from transects east of the DRA. The number of VC detections in June 2014 (three of 40) is less than that observed in March 2014 (10 of 40); however, the highest concentration in June 2014 (20 µg/L) is more than one order of magnitude greater than the highest concentration detected in March 2014 (1.9 µg/L). The maximum VC concentration (20 µg/L) in June 2014 is only slightly greater than the highest concentration (17 µg/L) detected in June 2013 (also from location SW38A), but VC was detected far more frequently in June 2013 (34 of 40 samples) than in the current (June 2014) sampling episode.

4.2.2 Metals

Dissolved cadmium (0.39*J* µg/L) at one location and dissolved barium concentrations (8.9–11 µg/L) at all locations exceed their lowest screening levels (0.33 µg/L and 4 µg/L, respectively). June 2014 barium concentrations are much lower than those detected during

several sampling rounds conducted last year (particularly in summer months), as well as those detected in March 2014 (range of 30–42 µg/L).

4.2.3 Hexavalent Chromium

Hexavalent chromium was detected in all samples (36 of 36) in which it was analyzed for, at concentrations (0.032–0.094 µg/L) more than two orders of magnitude (100 times) below its lowest screening level (11 µg/L).

4.3 UPCOMING 2014 SAMPLING ROUNDS

Lockheed Martin will conduct additional surface water monitoring for the same 40 locations on Frog Mortar Creek in July, August, September, and December 2014.

Table 4-1

Statistical Summary of Analytes Detected in Surface Water Samples—June 2014
Frog Mortar Creek
Lockheed Martin, Martin State Airport, Middle River, Maryland
Page 1 of 2

Chemical	Frequency of Detection		Mininum Non Detected	Maximum Non Detected	Mininum Detected	Maximum Detected	Location of Maximum Detected	Mean of All Samples	Mean of Positive Detects	Standard Deviation
	Number	Percent								
Volatile organic compounds (µg/L)										
TRICHLOROETHENE	40/40	100	--	--	0.27 J	6.3	MSA-SW-38A	0.81	0.807	0.96
CIS-1,2-DICHLOROETHENE	24/40	60	0.17	0.17	0.35 J	41	MSA-SW-38A	1.37	2.22	6.43
VINYL CHLORIDE	3/40	8	0.22	0.22	0.35 J	20	MSA-SW-38A	0.62	6.97	3.14
1,1-DICHLOROETHENE	1/40	3	0.19	0.19	0.6 J	0.6 J	MSA-SW-38A	0.11	0.6	0.08
1,2-DICHLOROBENZENE	1/40	3	0.13	0.13	0.24 J	0.24 J	MSA-SW-38A	0.069	0.24	0.03
1,3-DICHLOROBENZENE	1/40	3	0.14	0.14	0.66 J	0.66 J	MSA-SW-38A	0.08	0.66	0.09
1,4-DICHLOROBENZENE	1/40	3	0.13	0.13	4	4	MSA-SW-38A	0.16	4	0.62
CHLOROBENZENE	1/40	3	0.15	0.15	0.18 J	0.18 J	MSA-SW-38A	0.08	0.18	0.02
Dissolved metals (µg/L)										
ANTIMONY	36/36	100	--	--	0.24 J	0.38 J	MSA-SW-37B	0.30	0.30	0.03
ARSENIC	36/36	100	--	--	1 J	1.3 J	MSA-SW-41A,44D,38C	1.15	1.15	0.07
BARIUM	36/36	100	--	--	8.9	11	MSA-SW-40D,41C,37D,37A,38C,38A,38D,42C,42B,37C,41A,41D,37B,43C,42D,44A,38B,40B,40C,44D,41B	10.46	10.46	0.68
CADMIUM	36/36	100	--	--	0.026 J	0.39 J	MSA-SW-38A	0.131	0.131	0.069
CHROMIUM	36/36	100	--	--	0.25 J	0.5 J	MSA-SW-37A	0.311	0.311	0.053
COBALT	36/36	100	--	--	0.04 J	0.57 J	MSA-SW-38A	0.096	0.096	0.091
MOLYBDENUM	36/36	100	--	--	1.1 J	1.4 J	MSA-SW-41A	1.23	1.23	0.076
NICKEL	36/36	100	--	--	0.54 J	1.1 J	MSA-SW-37A	0.83	0.83	0.11
COPPER	35/36	97	4.4	4.4	5	7	MSA-SW-44D	5.87	5.98	0.74
VANADIUM	33/36	92	0.15	0.15	0.17 J	0.62 J	MSA-SW-37B	0.31	0.33	0.13
ZINC	20/36	56	2.3	6.3	2.1 J	8.3 J	MSA-SW-41B	3.55	4.62	1.55
LEAD	5/36	14	0.14	0.2	0.14 J	0.25 J	MSA-SW-37B	0.09	0.18	0.04
SILVER	3/36	8	0.0083	0.013	0.009 J	0.011 J	MSA-SW-37A	0.005	0.010	0.002
Miscellaneous parameters (µg/L)										
HEXAVALENT CHROMIUM	36/36	100	--	--	0.032 J	0.094 J	MSA-SW-45C	0.072	0.072	0.01

Table 4-1

Statistical Summary of Analytes Detected in Surface Water Samples—June 2014
Frog Mortar Creek
Lockheed Martin, Martin State Airport, Middle River, Maryland
Page 2 of 2

Chemical	Frequency of Detection		Mininum Non Detected	Maximum Non Detected	Mininum Detected	Maximum Detected	Location of Maximum Detected	Mean of All Samples	Mean of Positive Detects	Standard Deviation
	Number	Percent								
Miscellaneous parameters (mg/L)										
CALCIUM HARDNESS as $CaCO_3$	36/36	100	--	--	49	59	MSA-SW-38A	54.3	54.3	2.34
HARDNESS as $CaCO_3$	36/36	100	--	--	150	180	MSA-SW-38C,38A,44D,41A	167.8	167.8	6.81
MAGNESIUM HARDNESS as $CaCO_3$	36/36	100	--	--	100	120	MSA-SW-38C,40C,45D,40B,39D,43C,42D,39A,44D,39B,38A,40D,41A,37D,43D,41B,37A,41D,38D	115.0	115.0	5.61

Footnotes:
For non-detects, 1/2 sample quantitation limit was used as a proxy concentration to caluclate statistics. Similarly, 1/2 the detection limit was used for B qualified data.
J - Positive result is considered estimated
µg/L - micrograms per liter
mg/L - milligrams per liter
SW - surface water

Associated Samples:

EL-SW01A-061014	20140610	MSA-SW40A-061014	20140610	MSA-SW44A-061014	20140610
EL-SW01B-061014	20140610	MSA-SW40B-061014	20140610	MSA-SW44B-061014	20140610
EL-SW01C-061014	20140610	MSA-SW40C-061014	20140610	MSA-SW44C-061014	20140610
EL-SW01D-061014	20140610	MSA-SW40D-061014	20140610	MSA-SW44D-061014	20140610
MSA-SW37A-061014	20140610	MSA-SW41A-061014	20140610	MSA-SW45A-061014	20140610
MSA-SW37B-061014	20140610	MSA-SW41B-061014	20140610	MSA-SW45B-061014	20140610
MSA-SW37C-061014	20140610	MSA-SW41C-061014	20140610	MSA-SW45C-061014	20140610
MSA-SW37D-061014	20140610	MSA-SW41D-061014	20140610	MSA-SW45D-061014	20140610
MSA-SW38A-061014	20140610	MSA-SW42A-061014	20140610		
MSA-SW38B-061014	20140610	MSA-SW42B-061014	20140610		
MSA-SW38C-061014	20140610	MSA-SW42C-061014	20140610		
MSA-SW38D-061014	20140610	MSA-SW42D-061014	20140610		
MSA-SW39A-061014	20140610	MSA-SW43A-061014	20140610		
MSA-SW39B-061014	20140610	MSA-SW43B-061014	20140610		
MSA-SW39C-061014	20140610	MSA-SW43C-061014	20140610		
MSA-SW39D-061014	20140610	MSA-SW43D-061014	20140610		

Table 4-2

Detected Analytes and Screening Level Exceedances for Surface Water Samples-June 2014
Frog Mortar Creek
Lockheed Martin, Martin State Airport, Middle River, Maryland

Location Sample ID Sample Date	National Recommended Water Quality Criteria[1] Freshwater		Ecological Surface Water Screening Level[2]	Human Health Consumption of Organism Only[1,3]	Swimming Screening Levels[4]	EL-SW01A EL-SW01A-061014 20140610 NORMAL	EL-SW01B EL-SW01B-061014 20140610 NORMAL	EL-SW01C EL-SW01C-061014 20140610 NORMAL	EL-SW01D EL-SW01D-061014 20140610 NORMAL	MSA-SW-37A MSA-SW37A-061014 20140610 NORMAL
	Acute	Chronic								
Volatile organic compounds (µ/L)										
1,1-DICHLOROETHENE	NA	NA	25	7100	NA	--	--	--	--	--
1,2-DICHLOROBENZENE	NA	NA	0.7	1300	NA	--	--	--	--	--
1,3-DICHLOROBENZENE	NA	NA	150	960	NA	--	--	--	--	--
1,4-DICHLOROBENZENE	NA	NA	26	190	NA	--	--	--	--	--
CHLOROBENZENE	NA	NA	1.3	1600	NA	--	--	--	--	--
CIS-1,2-DICHLOROETHENE	NA	NA	590[5]	NA	300	--	--	--	--	--
TRICHLOROETHENE	NA	NA	21	300[3]	10	0.28 J	0.3 J	0.33 J	0.27 J	0.72 J
VINYL CHLORIDE	NA	NA	930	24[3]	0.7	--	--	--	--	--
Dissolved metals (µ/L)										
ANTIMONY	NA	NA	30	640	NA	NA	NA	NA	NA	0.34 J
ARSENIC	340	150	NA[6]	1.4[3]	NA	NA	NA	NA	NA	1.2 J
BARIUM	NA	NA	4	NA	NA	NA	NA	NA	NA	11
CADMIUM	2.75 [7]	0.33 [7]	2.75 [7]	NA	NA	NA	NA	NA	NA	0.24 J
CHROMIUM	794 [7]	103[7]	794 [7]	NA	NA	NA	NA	NA	NA	0.5 J
COBALT	NA	NA	23	NA	NA	NA	NA	NA	NA	0.19 J
COPPER	19.7[7]	12.7[7]	19.7[7]	NA	NA	NA	NA	NA	NA	5.3
LEAD	100 [7]	3.9 [7]	100 [7]	NA	NA	NA	NA	NA	NA	0.2 J
MOLYBDENUM	NA	NA	NA[6]	NA	NA	NA	NA	NA	NA	1.3 J
NICKEL	660[7]	73[7]	660[7]	4600	NA	NA	NA	NA	NA	1.1 J
SILVER	6.5 [7]	NA	6.5 [7]	NA	NA	NA	NA	NA	NA	0.011 J
VANADIUM	NA	NA	20	NA	NA	NA	NA	NA	NA	0.33 J
ZINC	165[7]	167[7]	165[7]	26000	NA	NA	NA	NA	NA	3.9 J
Miscellaneous parameters (mg/L)										
CALCIUM HARDNESS as $CaCO_3$	NA	NA	NA	NA	NA	NA	NA	NA	NA	56
MAGNESIUM HARDNESS as $CaCO_3$	NA	NA	NA	NA	NA	NA	NA	NA	NA	120
HARDNESS as $CaCO_3$	NA	NA	NA	NA	NA	NA	NA	NA	NA	170
Miscellaneous parameters (µg/L)										
HEXAVALENT CHROMIUM	16	11	11	NA	NA	NA	NA	NA	NA	0.075 J

Table 4-2

Detected Analytes and Screening Level Exceedances for Surface Water Samples-June 2014
Frog Mortar Creek
Lockheed Martin, Martin State Airport, Middle River, Maryland
Page 2 of 9

Location Sample ID Sample Date	National Recommended Water Quality Criteria[1] Freshwater		Ecological Surface Water Screening Level[2]	Human Health Consumption of Organism Only[1,3]	Swimming Screening Levels[4]	MSA-SW-37B MSA-SW37B-061014 20140610 NORMAL	MSA-SW-37C MSA-SW37C-061014 20140610 NORMAL	MSA-SW-37D MSA-SW37D-061014 20140610 NORMAL	MSA-SW-38A MSA-SW38A-061014 20140610 NORMAL	MSA-SW-38B MSA-SW38B-061014 20140610 NORMAL
	Acute	Chronic								
Volatile organic compounds (µ/L)										
1,1-DICHLOROETHENE	NA	NA	25	7100	NA	--	--	--	0.6 J	--
1,2-DICHLOROBENZENE	NA	NA	0.7	1300	NA	--	--	--	0.24 J	--
1,3-DICHLOROBENZENE	NA	NA	150	960	NA	--	--	--	0.66 J	--
1,4-DICHLOROBENZENE	NA	NA	26	190	NA	--	--	--	4	--
CHLOROBENZENE	NA	NA	1.3	1600	NA	--	--	--	0.18 J	--
CIS-1,2-DICHLOROETHENE	NA	NA	590[5]	NA	300	0.4 J	0.38 J	--	41	0.51 J
TRICHLOROETHENE	NA	NA	21	300[3]	10	0.62 J	0.65 J	0.6 J	6.3	1.2
VINYL CHLORIDE	NA	NA	930	24[3]	0.7	--	--	--	20	--
Dissolved metals (µ/L)										
ANTIMONY	NA	NA	30	640	NA	0.38 J	0.32 J	0.37 J	0.33 J	0.3 J
ARSENIC	340	150	NA[6]	1.4[3]	NA	1.2 J	1.1 J	1.2 J	1.1 J	1.2 J
BARIUM	NA	NA	4	NA	NA	11	11	11	11	11
CADMIUM	2.75 [7]	0.33 [7]	2.75 [7]	NA	NA	0.26 J	0.21 J	0.2 J	0.39 J	0.13 J
CHROMIUM	794 [7]	103[7]	794 [7]	NA	NA	0.32 J	0.32 J	0.28 J	0.35 J	0.31 J
COBALT	NA	NA	23	NA	NA	0.15 J	0.085 J	0.078 J	0.57 J	0.058 J
COPPER	19.7[7]	12.7[7]	19.7[7]	NA	NA	5.9	6	5.9	5.8	6.3
LEAD	100 [7]	3.9 [7]	100 [7]	NA	NA	0.25 J	0.16 J	0.14 J	0.14 J	--
MOLYBDENUM	NA	NA	NA[6]	NA	NA	1.2 J	1.3 J	1.3 J	1.2 J	1.3 J
NICKEL	660[7]	73[7]	660[7]	4600	NA	0.84 J	1 J	0.85 J	0.95 J	0.8 J
SILVER	6.5 [7]	NA	6.5 [7]	NA	NA	0.009 J	--	--	0.009 J	--
VANADIUM	NA	NA	20	NA	NA	0.62 J	0.43 J	0.38 J	0.35 J	0.33 J
ZINC	165[7]	167[7]	165[7]	26000	NA	4.7 J	5.2 J	4.8 J	5.2 J	5 J
Miscellaneous parameters (mg/L)										
CALCIUM HARDNESS as $CaCO_3$	NA	NA	NA	NA	NA	53	54	56	59	55
MAGNESIUM HARDNESS as $CaCO_3$	NA	NA	NA	NA	NA	110	110	120	120	110
HARDNESS as $CaCO_3$	NA	NA	NA	NA	NA	160	170	170	180	170
Miscellaneous parameters (µg/L)										
HEXAVALENT CHROMIUM	16	11	11	NA	NA	0.06 J	0.05 J	0.071 J	0.032 J	0.068 J

Table 4-2

Detected Analytes and Screening Level Exceedances for Surface Water Samples-June 2014
Frog Mortar Creek
Lockheed Martin, Martin State Airport, Middle River, Maryland
Page 3 of 9

Location Sample ID Sample Date	National Recommended Water Quality Criteria[1] Freshwater		Ecological Surface Water Screening Level[2]	Human Health Consumption of Organism Only[1,3]	Swimming Screening Levels[4]	MSA-SW-38C MSA-SW38C-061014 20140610 NORMAL	MSA-SW-38D MSA-SW38D-061014 20140610 NORMAL	MSA-SW-39A MSA-SW39A-061014 20140610 NORMAL	MSA-SW-39B MSA-SW39B-061014 20140610 NORMAL	MSA-SW-39C MSA-SW39C-061014 20140610 NORMAL
	Acute	Chronic								
Volatile organic compounds (µ/L)										
1,1-DICHLOROETHENE	NA	NA	25	7100	NA	--	--	--	--	--
1,2-DICHLOROBENZENE	NA	NA	0.7	1300	NA	--	--	--	--	--
1,3-DICHLOROBENZENE	NA	NA	150	960	NA	--	--	--	--	--
1,4-DICHLOROBENZENE	NA	NA	26	190	NA	--	--	--	--	--
CHLOROBENZENE	NA	NA	1.3	1600	NA	--	--	--	--	--
CIS-1,2-DICHLOROETHENE	NA	NA	590[5]	NA	300	0.72 J	0.49 J	--	--	--
TRICHLOROETHENE	NA	NA	21	300[3]	10	2.1	0.74 J	0.27 J	0.42 J	0.3 J
VINYL CHLORIDE	NA	NA	930	24[3]	0.7	--	--	--	--	--
Dissolved metals (µ/L)										
ANTIMONY	NA	NA	30	640	NA	0.33 J	0.29 J	0.25 J	0.29 J	0.3 J
ARSENIC	340	150	NA[6]	1.4[3]	NA	1.3 J	1.2 J	1.2 J	1.2 J	1.1 J
BARIUM	NA	NA	4	NA	NA	11	11	9.3	10	9.6
CADMIUM	2.75 [7]	0.33 [7]	2.75 [7]	NA	NA	0.13 J	0.12 J	0.061 J	0.067 J	0.044 J
CHROMIUM	794 [7]	103[7]	794 [7]	NA	NA	0.32 J	0.27 J	0.3 J	0.32 J	0.31 J
COBALT	NA	NA	23	NA	NA	0.069 J	0.059 J	0.061 J	0.074 J	0.058 J
COPPER	19.7[7]	12.7[7]	19.7[7]	NA	NA	6.4	6.3	5.2	5.7	5.5
LEAD	100 [7]	3.9 [7]	100 [7]	NA	NA	--	--	--	--	--
MOLYBDENUM	NA	NA	NA[6]	NA	NA	1.3 J	1.3 J	1.2 J	1.3 J	1.2 J
NICKEL	660[7]	73[7]	660[7]	4600	NA	0.84 J	0.81 J	0.54 J	0.73 J	0.66 J
SILVER	6.5 [7]	NA	6.5 [7]	NA	NA	--	--	--	--	--
VANADIUM	NA	NA	20	NA	NA	0.23 J	0.18 J	0.25 J	0.19 J	0.28 J
ZINC	165[7]	167[7]	165[7]	26000	NA	5.2 J	4.4 J	2.1 J	3.5 J	3 J
Miscellaneous parameters (mg/L)										
CALCIUM HARDNESS as $CaCO_3$	NA	NA	NA	NA	NA	57	56	56	56	54
MAGNESIUM HARDNESS as $CaCO_3$	NA	NA	NA	NA	NA	120	120	120	120	110
HARDNESS as $CaCO_3$	NA	NA	NA	NA	NA	180	170	170	170	170
Miscellaneous parameters (µg/L)										
HEXAVALENT CHROMIUM	16	11	11	NA	NA	0.075 J	0.072 J	0.075 J	0.068 J	0.084 J

Table 4-2

Detected Analytes and Screening Level Exceedances for Surface Water Samples-June 2014
Frog Mortar Creek
Lockheed Martin, Martin State Airport, Middle River, Maryland
Page 4 of 9

Location Sample ID Sample Date	National Recommended Water Quality Criteria[1] Freshwater		Ecological Surface Water Screening Level[2]	Human Health Consumption of Organism Only[1,3]	Swimming Screening Levels[4]	MSA-SW-39D MSA-SW39D-061014 20140610 NORMAL	MSA-SW-40A MSA-SW40A-061014 20140610 NORMAL	MSA-SW-40B MSA-SW40B-061014 20140610 NORMAL	MSA-SW-40C MSA-SW40C-061014 20140610 NORMAL	MSA-SW-40D MSA-SW40D-061014 20140610 NORMAL
	Acute	Chronic								
Volatile organic compounds (µ/L)										
1,1-DICHLOROETHENE	NA	NA	25	7100	NA	--	--	--	--	--
1,2-DICHLOROBENZENE	NA	NA	0.7	1300	NA	--	--	--	--	--
1,3-DICHLOROBENZENE	NA	NA	150	960	NA	--	--	--	--	--
1,4-DICHLOROBENZENE	NA	NA	26	190	NA	--	--	--	--	--
CHLOROBENZENE	NA	NA	1.3	1600	NA	--	--	--	--	--
CIS-1,2-DICHLOROETHENE	NA	NA	590[5]	NA	300	--	0.78 J	--	0.43 J	--
TRICHLOROETHENE	NA	NA	21	300[3]	10	0.28 J	0.78 J	1.1	0.86 J	0.72 J
VINYL CHLORIDE	NA	NA	930	24[3]	0.7	--	--	--	--	--
Dissolved metals (µ/L)										
ANTIMONY	NA	NA	30	640	NA	0.28 J	0.28 J	0.28 J	0.33 J	0.33 J
ARSENIC	340	150	NA[6]	1.4[3]	NA	1.1 J	1.1 J	1.2 J	1.2 J	1.2 J
BARIUM	NA	NA	4	NA	NA	9.8	9.7	11	11	11
CADMIUM	2.75 [7]	0.33 [7]	2.75 [7]	NA	NA	0.061 J	0.12 J	0.15 J	0.15 J	0.14 J
CHROMIUM	794 [7]	103[7]	794 [7]	NA	NA	0.28 J	0.25 J	0.29 J	0.29 J	0.29 J
COBALT	NA	NA	23	NA	NA	0.08 J	0.077 J	0.09 J	0.067 J	0.05 J
COPPER	19.7[7]	12.7[7]	19.7[7]	NA	NA	5.8	5	6	6.2	6
LEAD	100 [7]	3.9 [7]	100 [7]	NA	NA	--	--	--	--	--
MOLYBDENUM	NA	NA	NA[6]	NA	NA	1.2 J	1.1 J	1.3 J	1.3 J	1.2 J
NICKEL	660[7]	73[7]	660[7]	4600	NA	0.66 J	0.66 J	0.85 J	0.83 J	0.82 J
SILVER	6.5 [7]	NA	6.5 [7]	NA	NA	--	--	--	--	--
VANADIUM	NA	NA	20	NA	NA	0.21 J	0.29 J	0.46 J	0.45 J	0.29 J
ZINC	165[7]	167[7]	165[7]	26000	NA	3.5 J	4 J	4.7 J	5.1 J	4.7 J
Miscellaneous parameters (mg/L)										
CALCIUM HARDNESS as $CaCO_3$	NA	NA	NA	NA	NA	55	49	56	55	55
MAGNESIUM HARDNESS as $CaCO_3$	NA	NA	NA	NA	NA	120	100	120	120	120
HARDNESS as $CaCO_3$	NA	NA	NA	NA	NA	170	150	170	170	170
Miscellaneous parameters (µg/L)										
HEXAVALENT CHROMIUM	16	11	11	NA	NA	0.077 J	0.061 J	0.093 J	0.082 J	0.077 J

Table 4-2

Detected Analytes and Screening Level Exceedances for Surface Water Samples-June 2014
Frog Mortar Creek
Lockheed Martin, Martin State Airport, Middle River, Maryland

Location Sample ID Sample Date	National Recommended Water Quality Criteria[1] Freshwater		Ecological Surface Water Screening Level[2]	Human Health Consumption of Organism Only[1,3]	Swimming Screening Levels[4]	MSA-SW-41A MSA-SW41A-061014 20140610 NORMAL	MSA-SW-41B MSA-SW41B-061014 20140610 NORMAL	MSA-SW-41C MSA-SW41C-061014 20140610 NORMAL	MSA-SW-41D MSA-SW41D-061014 20140610 NORMAL	MSA-SW-42A MSA-SW42A-061014 20140610 NORMAL
	Acute	Chronic								
Volatile organic compounds (µ/L)										
1,1-DICHLOROETHENE	NA	NA	25	7100	NA	--	--	--	--	--
1,2-DICHLOROBENZENE	NA	NA	0.7	1300	NA	--	--	--	--	--
1,3-DICHLOROBENZENE	NA	NA	150	960	NA	--	--	--	--	--
1,4-DICHLOROBENZENE	NA	NA	26	190	NA	--	--	--	--	--
CHLOROBENZENE	NA	NA	1.3	1600	NA	--	--	--	--	--
CIS-1,2-DICHLOROETHENE	NA	NA	590[5]	NA	300	1.1	0.59 J	--	--	0.61 J
TRICHLOROETHENE	NA	NA	21	300[3]	10	1.3	0.79 J	0.67 J	0.77 J	0.67 J
VINYL CHLORIDE	NA	NA	930	24[3]	0.7	--	--	--	--	0.35 J
Dissolved metals (µ/L)										
ANTIMONY	NA	NA	30	640	NA	0.32 J	0.29 J	0.34 J	0.31 J	0.35 J
ARSENIC	340	150	NA[6]	1.4[3]	NA	1.3 J	1.1 J	1.2 J	1.2 J	1 J
BARIUM	NA	NA	4	NA	NA	11	11	11	11	10
CADMIUM	2.75 [7]	0.33 [7]	2.75 [7]	NA	NA	0.13 J	0.12 J	0.12 J	0.11 J	0.2 J
CHROMIUM	794 [7]	103[7]	794 [7]	NA	NA	0.31 J	0.49 J	0.28 J	0.29 J	0.31 J
COBALT	NA	NA	23	NA	NA	0.12 J	0.055 J	0.049 J	0.046 J	0.16 J
COPPER	19.7[7]	12.7[7]	19.7[7]	NA	NA	6.4	6.4	6.1	6.4	5.6
LEAD	100 [7]	3.9 [7]	100 [7]	NA	NA	--	--	--	--	--
MOLYBDENUM	NA	NA	NA[6]	NA	NA	1.4 J	1.3 J	1.3 J	1.3 J	1.2 J
NICKEL	660[7]	73[7]	660[7]	4600	NA	0.89 J	1 J	0.79 J	0.82 J	0.93 J
SILVER	6.5 [7]	NA	6.5 [7]	NA	NA	--	--	--	--	--
VANADIUM	NA	NA	20	NA	NA	0.2 J	0.42 J	0.35 J	0.35 J	0.58 J
ZINC	165[7]	167[7]	165[7]	26000	NA	4.9 J	8.3 J	4.7 J	5.5 J	--
Miscellaneous parameters (mg/L)										
CALCIUM HARDNESS as $CaCO_3$	NA	NA	NA	NA	NA	58	56	55	56	50
MAGNESIUM HARDNESS as $CaCO_3$	NA	NA	NA	NA	NA	120	120	110	120	110
HARDNESS as $CaCO_3$	NA	NA	NA	NA	NA	180	170	170	170	160
Miscellaneous parameters (µg/L)										
HEXAVALENT CHROMIUM	16	11	11	NA	NA	0.084 J	0.089 J	0.087 J	0.061 J	0.061 J

Table 4-2

Detected Analytes and Screening Level Exceedances for Surface Water Samples-June 2014
Frog Mortar Creek
Lockheed Martin, Martin State Airport, Middle River, Maryland
Page 6 of 9

Location Sample ID Sample Date	National Recommended Water Quality Criteria[1] Freshwater		Ecological Surface Water Screening Level[2]	Human Health Consumption of Organism Only[1,3]	Swimming Screening Levels[4]	MSA-SW-42B MSA-SW42B-061014 20140610 NORMAL	MSA-SW-42C MSA-SW42C-061014 20140610 NORMAL	MSA-SW-42D MSA-SW42D-061014 20140610 NORMAL	MSA-SW-43A MSA-SW43A-061014 20140610 NORMAL	MSA-SW-43B MSA-SW43B-061014 20140610 NORMAL
	Acute	Chronic								
Volatile organic compounds (µ/L)										
1,1-DICHLOROETHENE	NA	NA	25	7100	NA	--	--	--	--	--
1,2-DICHLOROBENZENE	NA	NA	0.7	1300	NA	--	--	--	--	--
1,3-DICHLOROBENZENE	NA	NA	150	960	NA	--	--	--	--	--
1,4-DICHLOROBENZENE	NA	NA	26	190	NA	--	--	--	--	--
CHLOROBENZENE	NA	NA	1.3	1600	NA	--	--	--	--	--
CIS-1,2-DICHLOROETHENE	NA	NA	590[5]	NA	300	0.83 J	0.47 J	0.38 J	0.43 J	0.76 J
TRICHLOROETHENE	NA	NA	21	300[3]	10	0.75 J	0.8 J	0.66 J	0.44 J	1
VINYL CHLORIDE	NA	NA	930	24[3]	0.7	0.56	--	--	--	--
Dissolved metals (µ/L)										
ANTIMONY	NA	NA	30	640	NA	0.31 J	0.32 J	0.33 J	0.29 J	0.29 J
ARSENIC	340	150	NA[6]	1.4[3]	NA	1.1 J	1.1 J	1.1 J	1.1 J	1.1 J
BARIUM	NA	NA	4	NA	NA	11	11	11	10	9.5
CADMIUM	2.75 [7]	0.33 [7]	2.75 [7]	NA	NA	0.17 J	0.16 J	0.17 J	0.077 J	0.064 J
CHROMIUM	794 [7]	103[7]	794 [7]	NA	NA	0.29 J	0.35 J	0.34 J	0.33 J	0.28 J
COBALT	NA	NA	23	NA	NA	0.2 J	0.13 J	0.088 J	0.098 J	0.051 J
COPPER	19.7[7]	12.7[7]	19.7[7]	NA	NA	5.8	5.9	6.3	6	5.7
LEAD	100 [7]	3.9 [7]	100 [7]	NA	NA	--	--	--	--	--
MOLYBDENUM	NA	NA	NA[6]	NA	NA	1.2 J	1.2 J	1.2 J	1.2 J	1.1 J
NICKEL	660[7]	73[7]	660[7]	4600	NA	0.92 J	0.93 J	0.98 J	0.87 J	0.74 J
SILVER	6.5 [7]	NA	6.5 [7]	NA	NA	--	--	--	--	--
VANADIUM	NA	NA	20	NA	NA	0.39 J	0.18 J	0.49 J	0.27 J	--
ZINC	165[7]	167[7]	165[7]	26000	NA	--	--	--	--	--
Miscellaneous parameters (mg/L)										
CALCIUM HARDNESS as $CaCO_3$	NA	NA	NA	NA	NA	54	54	55	53	51
MAGNESIUM HARDNESS as $CaCO_3$	NA	NA	NA	NA	NA	110	110	120	110	110
HARDNESS as $CaCO_3$	NA	NA	NA	NA	NA	160	170	170	160	160
Miscellaneous parameters (µg/L)										
HEXAVALENT CHROMIUM	16	11	11	NA	NA	0.074 J	0.079 J	0.07 J	0.07 J	0.07 J

Table 4-2

Detected Analytes and Screening Level Exceedances for Surface Water Samples-June 2014
Frog Mortar Creek
Lockheed Martin, Martin State Airport, Middle River, Maryland

Location Sample ID Sample Date	National Recommended Water Quality Criteria[1] Freshwater		Ecological Surface Water Screening Level[2]	Human Health Consumption of Organism Only[1,3]	Swimming Screening Levels[4]	MSA-SW-43C MSA-SW43C-061014 20140610 NORMAL	MSA-SW-43D MSA-SW43D-061014 20140610 NORMAL	MSA-SW-44A MSA-SW44A-061014 20140610 NORMAL	MSA-SW-44B MSA-SW44B-061014 20140610 NORMAL	MSA-SW-44C MSA-SW44C-061014 20140610 NORMAL
	Acute	Chronic								
Volatile organic compounds (µ/L)										
1,1-DICHLOROETHENE	NA	NA	25	7100	NA	--	--	--	--	--
1,2-DICHLOROBENZENE	NA	NA	0.7	1300	NA	--	--	--	--	--
1,3-DICHLOROBENZENE	NA	NA	150	960	NA	--	--	--	--	--
1,4-DICHLOROBENZENE	NA	NA	26	190	NA	--	--	--	--	--
CHLOROBENZENE	NA	NA	1.3	1600	NA	--	--	--	--	--
CIS-1,2-DICHLOROETHENE	NA	NA	590[5]	NA	300	0.6 J	0.46 J	0.35 J	0.41 J	0.41 J
TRICHLOROETHENE	NA	NA	21	300[3]	10	0.93 J	0.67 J	0.39 J	0.65 J	0.56 J
VINYL CHLORIDE	NA	NA	930	24[3]	0.7	--	--	--	--	--
Dissolved metals (µ/L)										
ANTIMONY	NA	NA	30	640	NA	0.3 J	0.3 J	0.29 J	0.27 J	0.31 J
ARSENIC	340	150	NA[6]	1.4[3]	NA	1.2 J	1.2 J	1.1 J	1.1 J	1.2 J
BARIUM	NA	NA	4	NA	NA	11	10	11	9.7	10
CADMIUM	2.75 [7]	0.33 [7]	2.75 [7]	NA	NA	0.12 J	0.082 J	0.094 J	0.11 J	0.084 J
CHROMIUM	794 [7]	103[7]	794 [7]	NA	NA	0.33 J	0.29 J	0.26 J	0.33 J	0.25 J
COBALT	NA	NA	23	NA	NA	0.051 J	0.059 J	0.13 J	0.058 J	0.051 J
COPPER	19.7[7]	12.7[7]	19.7[7]	NA	NA	6.3	6.4	5.6	6.1	6.2
LEAD	100 [7]	3.9 [7]	100 [7]	NA	NA	--	--	--	--	--
MOLYBDENUM	NA	NA	NA[6]	NA	NA	1.3 J	1.2 J	1.1 J	1.2 J	1.2 J
NICKEL	660[7]	73[7]	660[7]	4600	NA	0.92 J	0.79 J	0.87 J	0.78 J	0.77 J
SILVER	6.5 [7]	NA	6.5 [7]	NA	NA	--	--	--	--	--
VANADIUM	NA	NA	20	NA	NA	0.23 J	0.33 J	0.17 J	--	--
ZINC	165[7]	167[7]	165[7]	26000	NA	--	--	--	--	--
Miscellaneous parameters (mg/L)										
CALCIUM HARDNESS as $CaCO_3$	NA	NA	NA	NA	NA	55	55	54	52	52
MAGNESIUM HARDNESS as $CaCO_3$	NA	NA	NA	NA	NA	120	120	110	110	110
HARDNESS as $CaCO_3$	NA	NA	NA	NA	NA	170	170	170	160	160
Miscellaneous parameters (µg/L)										
HEXAVALENT CHROMIUM	16	11	11	NA	NA	0.062 J	0.061 J	0.076 J	0.062 J	0.044 J

Table 4-2

Detected Analytes and Screening Level Exceedances for Surface Water Samples-June 2014
Frog Mortar Creek
Lockheed Martin, Martin State Airport, Middle River, Maryland
Page 8 of 9

Location Sample ID Sample Date	National Recommended Water Quality Criteria[1] Freshwater		Ecological Surface Water Screening Level[2]	Human Health Consumption of Organism Only[1,3]	Swimming Screening Levels[4]	MSA-SW-44D MSA-SW44D-061014 20140610 NORMAL	MSA-SW-45A MSA-SW45A-061014 20140610 NORMAL	MSA-SW-45B MSA-SW45B-061014 20140610 NORMAL	MSA-SW-45C MSA-SW45C-061014 20140610 NORMAL	MSA-SW-45D MSA-SW45D-061014 20140610 NORMAL
	Acute	Chronic								
Volatile organic compounds (µ/L)										
1,1-DICHLOROETHENE	NA	NA	25	7100	NA	--	--	--	--	--
1,2-DICHLOROBENZENE	NA	NA	0.7	1300	NA	--	--	--	--	--
1,3-DICHLOROBENZENE	NA	NA	150	960	NA	--	--	--	--	--
1,4-DICHLOROBENZENE	NA	NA	26	190	NA	--	--	--	--	--
CHLOROBENZENE	NA	NA	1.3	1600	NA	--	--	--	--	--
CIS-1,2-DICHLOROETHENE	NA	NA	590[5]	NA	300	0.42 J	--	0.43 J	--	0.42 J
TRICHLOROETHENE	NA	NA	21	300[3]	10	0.61 J	0.31 J	0.56 J	0.46 J	0.45 J
VINYL CHLORIDE	NA	NA	930	24[3]	0.7	--	--	--	--	--
Dissolved metals (µ/L)										
ANTIMONY	NA	NA	30	640	NA	0.29 J	0.24 J	0.26 J	0.28 J	0.27 J
ARSENIC	340	150	NA[6]	1.4[3]	NA	1.3 J	1.1 J	1 J	1.1 J	1.1 J
BARIUM	NA	NA	4	NA	NA	11	8.9	9.3	9.7	10
CADMIUM	2.75 [7]	0.33 [7]	2.75 [7]	NA	NA	0.12 J	0.026 J	0.11 J	0.091 J	0.1 J
CHROMIUM	794 [7]	103[7]	794 [7]	NA	NA	0.33 J	0.25 J	0.26 J	0.3 J	0.31 J
COBALT	NA	NA	23	NA	NA	0.047 J	0.12 J	0.043 J	0.054 J	0.04 J
COPPER	19.7[7]	12.7[7]	19.7[7]	NA	NA	7	--	5.8	5.8	6.1
LEAD	100 [7]	3.9 [7]	100 [7]	NA	NA	--	--	--	--	--
MOLYBDENUM	NA	NA	NA[6]	NA	NA	1.3 J	1.1 J	1.1 J	1.2 J	1.3 J
NICKEL	660[7]	73[7]	660[7]	4600	NA	0.9 J	0.7 J	0.68 J	0.76 J	0.82 J
SILVER	6.5 [7]	NA	6.5 [7]	NA	NA	--	--	--	--	--
VANADIUM	NA	NA	20	NA	NA	0.31 J	0.21 J	0.39 J	0.3 J	0.42 J
ZINC	165[7]	167[7]	165[7]	26000	NA	--	--	--	--	--
Miscellaneous parameters (mg/L)										
CALCIUM HARDNESS as $CaCO_3$	NA	NA	NA	NA	NA	57	50	50	52	55
MAGNESIUM HARDNESS as $CaCO_3$	NA	NA	NA	NA	NA	120	110	110	110	120
HARDNESS as $CaCO_3$	NA	NA	NA	NA	NA	180	160	160	160	170
Miscellaneous parameters (µg/L)										
HEXAVALENT CHROMIUM	16	11	11	NA	NA	0.08 J	0.07 J	0.093 J	0.094 J	0.088 J

Table 4-2

Detected Analytes and Screening Level Exceedances for Surface Water Samples-June 2014
Frog Mortar Creek
Lockheed Martin, Martin State Airport, Middle River, Maryland
Page 9 of 9

1 National Recommended Water Quality Criteria, http://water.epa.gov/scitech/swguidance/standards/current/index.cfm; and Maryland Numerical Criteria for Toxic Substances in Surface Waters, Code of Maryland Regulations (COMAR) 26.08.02.03, http://www.dsd.state.md.us./comar/comarhtml/26/26.08.02.03-2.htm

2 United State Environmental Protection Agency (USEPA) Region 3 Biological Technical Advisory Group (BTAG) Freshwater Screening Benchmarks

3 For carcinogens, criterion is for incremental cancer risk of $1x10^{-5}$

4 Site-specific swimming screening levels were developed for trichloroethene, *cis* -1,2-dichloroethene, and vinyl chloride only.

5 The BTAG screening benchmark for 1,2-dichloroethene (590 µg/L) is used as a surrogate screenng level for cis-1,2-dichloroethene.

6 The BTAG screening benchmark is based on total metal concentration for this analyte; therefore, the dissolved metals result is not screened against the BTAG benchmark.

7 In accordance with USEPA (2002, 2006, and 2009), the option to use site-specific hardness (150 mg/L) was selected to adjust this criterion instead of the standard hardness concentration of 100 mg/L. The minimum of 150 mg/L total hardness for the June sampling was used to adjust the criteria.

Criteria for trivalent chromium are used as surrogate values for total chromium sample concentrations because trivalent chromium criteria are lower and therefore more protective to the environment, and hexavalent chomium was analyzed/screened separately.

Gray shading indicates a result that exceeds a screening criterion.

-- not detected

$CaCO_3$ - calcium carbonate

EL - Edwards Lane

J - estimated result

µg/L - micrograms per liter

mg/L - milligrams per liter

NA - not analyzed or not available

SW - surface water

Section 5
Summary

Lockheed Martin Corporation's (Lockheed Martin's) June 2014 Frog Mortar Creek surface water investigation results are summarized below:

- Forty surface water samples were collected from Frog Mortar Creek on June 10, 2014 and chemically analyzed to assess concentrations of chemical constituents previously detected in Frog Mortar Creek, and to assess creek surface-water quality near the Dump Road Area (DRA).

- Four samples were collected from each of nine transects (spaced approximately 350 feet apart) along the western shoreline of Frog Mortar Creek. The transects are designated MSA-SW37, MSA-SW38, MSA-SW39, MSA-SW40, MSA-SW41, MSA-SW42, MSA-SW43, MSA-SW44, and MSA-SW45. An additional four samples were collected on the eastern shoreline of Frog Mortar Creek along a transect extending out from a property (3301 Edwards Lane) across the creek; this transect is designated EL-SW01. Along each transect, one sample was collected near the shoreline ("A" sample), one was collected approximately 50 feet from the shoreline ("B" sample), one was collected approximately 100 feet from the shoreline ("C" sample), and one was collected approximately 200 feet from the shoreline ("D" sample). Each sample was collected approximately one foot below the water surface.

- All western shoreline samples from Frog Mortar Creek were analyzed for volatile organic compounds (VOCs), filtered metals, filtered hexavalent chromium, and hardness. The four surface water samples from the Edwards Lane transect were analyzed for volatile organic compounds only.

- The data were validated in accordance with the *United States Environmental Protection Agency (USEPA) Region III Modifications to the National Functional Guidelines for Data Review* (USEPA, 1993 and 1994) and the specific requirements of the analytical methods used.

- Sampling results were screened against United States Environmental Protection Agency Region 3 Biological Technical Advisory Group (BTAG) ecological freshwater screening-benchmarks; United States Environmental Protection Agency national recommended water quality criteria (NRWQC); Maryland ambient water quality criteria (AWQC); and site-specific surface-water screening levels developed to evaluate risks to recreational swimmers from exposure to three volatile organic compounds: trichloroethene (TCE), *cis*-1,2-dichloroethene (*cis*-1,2-DCE), and vinyl chloride (VC).

- Volatile organic compounds (primarily trichloroethene, *cis*-1,2-dichloroethene, and vinyl chloride) and metals were detected in the June 2014 surface water samples.

- Vinyl chloride is the only volatile organic compound to exceed screening levels; it exceeded its site-specific screening level for swimming at near-shore location SW38A.

- Detected concentrations of chlorinated volatile organic compounds were highest at shoreline sampling location SW38A (trichloroethene, *cis*-1,2-dichloroethene, and vinyl chloride); this transect is east of the Dump Road Area monitoring wells that contain some of the highest groundwater concentrations of site-related constituents.

- Trichloroethene concentrations detected in samples from the eastern shoreline transect (SW01) are generally lower than in samples collected from western shoreline transects. June 2014 eastern-shoreline trichloroethene results are lower than March 2014 eastern-shoreline trichloroethene results.

- The maximum trichloroethene concentration (6.3 micrograms per liter [µg/L]) detected in June 2014 is lower than the maximum detected in March 2014 (16 µg/L).

- The highest detected *cis*-1,2-dichlorethene concentration (41 µg/L) is greater than the maximum (7.3 µg/L) detected in the previous round (March 2014). June 2014 *cis*-1,2-dichlorethene concentrations are more equitably distributed among transects, whereas March 2014 detections were limited to northern transects.

- The highest vinyl chloride concentration in June 2014 (20 µg/L) is more than one order of magnitude greater than the highest concentration detected in March 2014 (1.9 µg/L). The highest vinyl chloride concentrations, both historically and in the current sampling episode, have been detected at SW38A.

- Cadmium exceeded its lowest screening level in one of 36 samples, and dissolved barium exceeded its screening level in all (36 of 36) samples.

- Dissolved hexavalent chromium was detected in all 36 samples at trace concentrations, ranging from 0.032 µg/L to 0.094 µg/L. These concentrations are well below its lowest screening criterion (11 µg/L).

Section 6
References

1. *Code of Maryland Regulations* (COMAR), 2013. "Numerical Criteria for Toxic Substances in Surface Waters." COMAR Title 26, Subtitle 08, Chapter 02, Regulation 03. http://www.dsd.state.md.us/comar/comarhtml/26/26.08.02.03-2.htm.

2. Tetra Tech, Inc. (Tetra Tech), 2014a. *2014 Surface Water Sampling Work Plan, Martin State Airport, 701 Wilson Point Road, Middle River, Maryland*. Report prepared by Tetra Tech, Inc., Germantown, Maryland for Lockheed Martin Corporation, Bethesda, Maryland. January.

3. Tetra Tech, Inc. (Tetra Tech), 2014b. *2013 Surface Water Sampling Report for Frog Mortar Creek, Martin State Airport, 701 Wilson Point Road, Middle River, Maryland*. Report prepared by Tetra Tech, Inc., Germantown, Maryland for Lockheed Martin Corporation, Bethesda, Maryland. April.

4. United States Environmental Protection Agency (USEPA), Region 3, 1993. *Region III Modifications to the Laboratory Data-Validation Functional Guidelines for Evaluating Inorganics Analyses*. April.

5. United States Environmental Protection Agency (USEPA), Region 3, 1994. *Region III Modifications to the National Functional Guidelines for Organic Data Review*. September.

6. United States Environmental Protection Agency (USEPA), 2002. *National Recommended Water Quality Criteria: 2002*. U.S. Environmental Protection Agency, Office of Water, Office of Science and Technology. November.

7. United States Environmental Protection Agency (USEPA) 2006. *Region III Biological Technical Advisory Group Freshwater Screening Benchmarks*. July.

8. United States Environmental Protection Agency (USEPA) 2009. *National Recommended Water Quality Criteria*. U.S. Environmental Protection Agency, Office of Water, Office of Science and Technology. http://water.epa.gov/scitech/swguidance/standards/current/index.cfm or http://water.epa.gov/scitech/swguidance/standards/current/upload/nrwqc-2009.p.

This page intentionally left blank.

APPENDIX A—SURFACE WATER SAMPLE LOG SHEETS

Tetra Tech

SURFACE WATER SAMPLE LOG SHEET

Project Site Name: Frog Mortar Creek, Martin State Airport
Project No.: 112IC06183

Sample ID No.: EL-SW01A
Sample Location: FMC SW
Sampled By: JAM
C.O.C. No.:

[] Stream
[] Spring
[] Pond
[] Lake
[x] Other: Tidal creek - estuarine
[] QA Sample Type:

Type of Sample:
[x] Low Concentration
[] High Concentration

SAMPLING DATA:

Date: 6/10/2014	Color (Visual)	pH (S.U.)	S.C. (mS/cm)	Temp. (^{0}C)	Turbidity (NTU)	DO (mg/l)	Salinity (%)	Other ORP
Time: 1038								
Depth: 1 foot	Clear	6.05	1.42	25.42	10.80	10.29	0.07	264
Method: Grab (Bacon Bomb)								

SAMPLE COLLECTION INFORMATION:

Analysis	Preservative	Container Requirements	Collected
TCL VOCs	HCl pH<2	3 - 40 mL glass vials	✓
Dissolved Metals	HNO^3 pH<2	1 - 500 mL plastic bottle	
Hexavalent Chromium	<4° C	1 - 250 mL plastic bottle	

OBSERVATIONS / NOTES:

Dissolved Metals filtered in field

MAP:

Circle if Applicable:

MS/MSD	Duplicate ID No.:

Signature(s):

Tetra Tech

SURFACE WATER SAMPLE LOG SHEET

Project Site Name: Frog Mortar Creek, Martin State Airport
Project No.: 112IC06183

Sample ID No.: EL-SW01B
Sample Location: FMC SW
Sampled By: JAM
C.O.C. No.:

[] Stream
[] Spring
[] Pond
[] Lake
[x] Other: Tidal creek - estuarine
[] QA Sample Type:

Type of Sample:
[x] Low Concentration
[] High Concentration

SAMPLING DATA:

Date: 6/10/2014	Color	pH	S.C.	Temp.	Turbidity	DO	Salinity	Other
Time: 1044	(Visual)	(S.U.)	(mS/cm)	(^{0}C)	(NTU)	(mg/l)	(%)	ORP
Depth: 1 foot	Clear	6.54	1.38	25.14	11.03	8.14	0.07	250
Method: Grab (Bacon Bomb)								

SAMPLE COLLECTION INFORMATION:

Analysis	Preservative	Container Requirements	Collected
TCL VOCs	HCl pH<2	3 - 40 mL glass vials	✓
Dissolved Metals	HNO^3 pH<2	1 - 500 mL plastic bottle	
Hexavalent Chromium	<4° C	1 - 250 mL plastic bottle	

OBSERVATIONS / NOTES:

Dissolved Metals filtered in field

MAP:

Circle if Applicable:

MS/MSD | Duplicate ID No.:

Signature(s):

Tetra Tech

SURFACE WATER SAMPLE LOG SHEET

Project Site Name: Frog Mortar Creek, Martin State Airport
Project No.: 112IC06183

Sample ID No.: EL-SW01C
Sample Location: FMC SW
Sampled By: JAM
C.O.C. No.:

[] Stream
[] Spring
[] Pond
[] Lake
[x] Other: Tidal creek - estuarine
[] QA Sample Type:

Type of Sample:
[x] Low Concentration
[] High Concentration

SAMPLING DATA:

Date: 6/10/2014	Color (Visual)	pH (S.U.)	S.C. (mS/cm)	Temp. (°C)	Turbidity (NTU)	DO (mg/l)	Salinity (%)	Other ORP
Time: 1048								
Depth: 1 foot	Clear	6.71	1.40	25.12	10.7	7.94	0.07	251
Method: Grab (Bacon Bomb)								

SAMPLE COLLECTION INFORMATION:

Analysis	Preservative	Container Requirements	Collected
TCL VOCs	HCl pH<2	3 - 40 mL glass vials	✓
Dissolved Metals	HNO^3 pH<2	1 - 500 mL plastic bottle	
Hexavalent Chromium	<4° C	1 - 250 mL plastic bottle	

OBSERVATIONS / NOTES:

Dissolved Metals filtered in field

MAP:

Circle if Applicable:

MS/MSD	Duplicate ID No.:

Signature(s):

Tetra Tech

SURFACE WATER SAMPLE LOG SHEET

Project Site Name: Frog Mortar Creek, Martin State Airport
Project No.: 112IC06183

Sample ID No.: EC-01D
Sample Location: FMC SW
Sampled By: JAM
C.O.C. No.:

[] Stream
[] Spring
[] Pond
[] Lake
[x] Other: Tidal creek - estuarine
[] QA Sample Type:

Type of Sample:
[x] Low Concentration
[] High Concentration

SAMPLING DATA:

Date: 6/10/2014	Color (Visual)	pH (S.U.)	S.C. (mS/cm)	Temp. (^{0}C)	Turbidity (NTU)	DO (mg/l)	Salinity (%)	Other ORP
Time: 1051								
Depth: 1 foot	Clear	7.04	1.40	25.04	8.82	7.10	0.07	238
Method: Grab (Bacon Bomb)								

SAMPLE COLLECTION INFORMATION:

Analysis	Preservative	Container Requirements	Collected
TCL VOCs	HCl pH<2	3 - 40 mL glass vials	✓
Dissolved Metals	HNO^3 pH<2	1 - 500 mL plastic bottle	
Hexavalent Chromium	<4° C	1 - 250 mL plastic bottle	

OBSERVATIONS / NOTES:

Dissolved Metals filtered in field

MAP:

Circle if Applicable:

MS/MSD	Duplicate ID No.:

Signature(s):

Tetra Tech

SURFACE WATER SAMPLE LOG SHEET

Project Site Name: Frog Mortar Creek, Martin State Airport
Project No.: 112IC06183

Sample ID No.: MFA-SW-37A
Sample Location: FMC SW
Sampled By: JAM
C.O.C. No.:

[] Stream
[] Spring
[] Pond
[] Lake
[x] Other: Tidal creek - estuarine
[] QA Sample Type:

Type of Sample:
[x] Low Concentration
[] High Concentration

SAMPLING DATA:

Date: 6/10/2014	Color (Visual)	pH (S.U.)	S.C. (mS/cm)	Temp. (^{0}C)	Turbidity (NTU)	DO (mg/l)	Salinity (%)	Other ORP
Time: 1343								
Depth: 1 foot	Clear	NOT AVAILABLE- HORIBA MALFUCTION DUE TO WATER INSIDE CABLE						
Method: Grab (Bacon Bomb)								

SAMPLE COLLECTION INFORMATION:

Analysis	Preservative	Container Requirements	Collected
TCL VOCs	HCl pH<2	3 - 40 mL glass vials	Y
Dissolved Metals	HNO^3 pH<2	1 - 500 mL plastic bottle	Y
Hexavalent Chromium	<4° C	1 - 250 mL plastic bottle	Y

OBSERVATIONS / NOTES:

Dissolved Metals filtered in field

MAP:

Circle if Applicable:

MS/MSD

Duplicate ID No.:

Signature(s):

Tetra Tech

SURFACE WATER SAMPLE LOG SHEET

Project Site Name: Frog Mortar Creek, Martin State Airport
Project No.: 112IC06183

Sample ID No.: MSA-SW-37B
Sample Location: FMC SW
Sampled By: JAM
C.O.C. No.:

[] Stream
[] Spring
[] Pond
[] Lake
[x] Other: Tidal creek - estuarine
[] QA Sample Type:

Type of Sample:
[x] Low Concentration
[] High Concentration

SAMPLING DATA:

Date: 6/10/2014	Color (Visual)	pH (S.U.)	S.C. (mS/cm)	Temp. (^{0}C)	Turbidity (NTU)	DO (mg/l)	Salinity (%)	Other ORP
Time: 1746								
Depth: 1 foot	Clear	NOT AVAILABLE- HORIBA MALFUCTION DUE TO WATER INSIDE CABLE						
Method: Grab (Bacon Bomb)								

SAMPLE COLLECTION INFORMATION:

Analysis	Preservative	Container Requirements	Collected
TCL VOCs	HCl pH<2	3 - 40 mL glass vials	Y
Dissolved Metals	HNO^3 pH<2	1 - 500 mL plastic bottle	Y
Hexavalent Chromium	<4° C	1 - 250 mL plastic bottle	Y

OBSERVATIONS / NOTES:

Dissolved Metals filtered in field

MAP:

Circle if Applicable:

MS/MSD

Duplicate ID No.:

Signature(s):

Tetra Tech

SURFACE WATER SAMPLE LOG SHEET

Project Site Name: Frog Mortar Creek, Martin State Airport
Project No.: 112IC06183

Sample ID No.: MSA-SW-37C
Sample Location: FMC SW
Sampled By: JAM
C.O.C. No.:

[] Stream
[] Spring
[] Pond
[] Lake
[x] Other: Tidal creek - estuarine
[] QA Sample Type:

Type of Sample:
[x] Low Concentration
[] High Concentration

SAMPLING DATA:

Date: 6/10/2014	Color	pH	S.C.	Temp.	Turbidity	DO	Salinity	Other
Time: 1349	(Visual)	(S.U.)	(mS/cm)	(°C)	(NTU)	(mg/l)	(%)	ORP
Depth: 1 foot	Clear	NOT AVAILABLE- HORIBA MALFUCTION DUE TO WATER INSIDE CABLE						
Method: Grab (Bacon Bomb)								

SAMPLE COLLECTION INFORMATION:

Analysis	Preservative	Container Requirements	Collected
TCL VOCs	HCl pH<2	3 - 40 mL glass vials	Y
Dissolved Metals	HNO^3 pH<2	1 - 500 mL plastic bottle	Y
Hexavalent Chromium	<4° C	1 - 250 mL plastic bottle	Y

OBSERVATIONS / NOTES:

Dissolved Metals filtered in field

MAP:

Circle if Applicable:

MS/MSD | Duplicate ID No.:

Signature(s):

Tetra Tech

SURFACE WATER SAMPLE LOG SHEET

Project Site Name: Frog Mortar Creek, Martin State Airport
Project No.: 112IC06183

Sample ID No.: MSA-SW-37D
Sample Location: FMC SW
Sampled By: JAM
C.O.C. No.:

[] Stream
[] Spring
[] Pond
[] Lake
[x] Other: Tidal creek - estuarine
[] QA Sample Type:

Type of Sample:
[x] Low Concentration
[] High Concentration

SAMPLING DATA:

Date: 6/10/2014	Color (Visual)	pH (S.U.)	S.C. (mS/cm)	Temp. (^{0}C)	Turbidity (NTU)	DO (mg/l)	Salinity (%)	Other ORP
Time: 1352								
Depth: 1 foot	Clear	NOT AVAILABLE- HORIBA MALFUCTION DUE TO WATER INSIDE CABLE						
Method: Grab (Bacon Bomb)								

SAMPLE COLLECTION INFORMATION:

Analysis	Preservative	Container Requirements	Collected
TCL VOCs	HCl pH<2	3 - 40 mL glass vials	Y
Dissolved Metals	HNO^3 pH<2	1 - 500 mL plastic bottle	Y
Hexavalent Chromium	<4° C	1 - 250 mL plastic bottle	Y

OBSERVATIONS / NOTES:

Dissolved Metals filtered in field

MAP:

Circle if Applicable:

MS/MSD	Duplicate ID No.:

Signature(s):

Tetra Tech

SURFACE WATER SAMPLE LOG SHEET

Project Site Name: Frog Mortar Creek, Martin State Airport
Project No.: 112IC06183

Sample ID No.: MSA-SW-38A
Sample Location: FMC SW
Sampled By: JAM
C.O.C. No.:

[] Stream
[] Spring
[] Pond
[] Lake
[x] Other: Tidal creek - estuarine
[] QA Sample Type:

Type of Sample:
[x] Low Concentration
[] High Concentration

SAMPLING DATA:

Date: 6/10/2014	Color (Visual)	pH (S.U.)	S.C. (mS/cm)	Temp. (^{0}C)	Turbidity (NTU)	DO (mg/l)	Salinity (%)	Other ORP
Time: 1259								
Depth: 1 foot	Clear	NOT AVAILABLE- HORIBA MALFUCTION DUE TO WATER INSIDE CABLE						
Method: Grab (Bacon Bomb)								

SAMPLE COLLECTION INFORMATION:

Analysis	Preservative	Container Requirements	Collected
TCL VOCs	HCl pH<2	3 - 40 mL glass vials	Y
Dissolved Metals	HNO^3 pH<2	1 - 500 mL plastic bottle	Y
Hexavalent Chromium	<4° C	1 - 250 mL plastic bottle	Y

OBSERVATIONS / NOTES:

Dissolved Metals filtered in field

MAP:

Circle if Applicable:

MS/MSD

Duplicate ID No.:

Signature(s):

Tetra Tech

SURFACE WATER SAMPLE LOG SHEET

Project Site Name: Frog Mortar Creek, Martin State Airport
Project No.: 112IC06183

Sample ID No.: MSA-SW-38B
Sample Location: FMC SW
Sampled By: JAM
C.O.C. No.:

[] Stream
[] Spring
[] Pond
[] Lake
[x] Other: Tidal creek - estuarine
[] QA Sample Type:

Type of Sample:
[x] Low Concentration
[] High Concentration

SAMPLING DATA:

Date: 6/10/2014	Color (Visual)	pH (S.U.)	S.C. (mS/cm)	Temp. (^{0}C)	Turbidity (NTU)	DO (mg/l)	Salinity (%)	Other ORP
Time: 1301								
Depth: 1 foot	Clear	NOT AVAILABLE- HORIBA MALFUCTION DUE TO WATER INSIDE CABLE						
Method: Grab (Bacon Bomb)								

SAMPLE COLLECTION INFORMATION:

Analysis	Preservative	Container Requirements	Collected
TCL VOCs	HCl pH<2	3 - 40 mL glass vials	Y
Dissolved Metals	HNO^3 pH<2	1 - 500 mL plastic bottle	Y
Hexavalent Chromium	<4° C	1 - 250 mL plastic bottle	Y

OBSERVATIONS / NOTES:

Dissolved Metals filtered in field

MAP:

Circle if Applicable:

MS/MSD

Duplicate ID No.:

Signature(s):

Tetra Tech

SURFACE WATER SAMPLE LOG SHEET

Project Site Name: Frog Mortar Creek, Martin State Airport
Project No.: 112IC06183

[] Stream
[] Spring
[] Pond
[] Lake
[x] Other: Tidal creek - estuarine
[] QA Sample Type:

Sample ID No.: MSA-SW-38C
Sample Location: FMC SW
Sampled By: JAM
C.O.C. No.:

Type of Sample:
[x] Low Concentration
[] High Concentration

SAMPLING DATA:

Date: 6/10/2014	Color (Visual)	pH (S.U.)	S.C. (mS/cm)	Temp. (^{0}C)	Turbidity (NTU)	DO (mg/l)	Salinity (%)	Other ORP
Time: 1305								
Depth: 1 foot								
Method: Grab (Bacon Bomb)	Clear	NOT AVAILABLE- HORIBA MALFUCTION DUE TO WATER INSIDE CABLE						

SAMPLE COLLECTION INFORMATION:

Analysis	Preservative	Container Requirements	Collected
TCL VOCs	HCl pH<2	3 - 40 mL glass vials	Y
Dissolved Metals	HNO^3 pH<2	1 - 500 mL plastic bottle	Y
Hexavalent Chromium	<4° C	1 - 250 mL plastic bottle	Y

OBSERVATIONS / NOTES:

Dissolved Metals filtered in field

MAP:

Circle if Applicable:

MS/MSD	Duplicate ID No.:

Signature(s):

Tetra Tech

SURFACE WATER SAMPLE LOG SHEET

Project Site Name: Frog Mortar Creek, Martin State Airport
Project No.: 112IC06183

Sample ID No.: MSA-SW-38D
Sample Location: FMC SW
Sampled By: JAM
C.O.C. No.:

[] Stream
[] Spring
[] Pond
[] Lake
[x] Other: Tidal creek - estuarine
[] QA Sample Type:

Type of Sample:
[x] Low Concentration
[] High Concentration

SAMPLING DATA:

Date: 6/10/2014	Color (Visual)	pH (S.U.)	S.C. (mS/cm)	Temp. (^{0}C)	Turbidity (NTU)	DO (mg/l)	Salinity (%)	Other ORP
Time: 1308								
Depth: 1 foot	Clear	NOT AVAILABLE- HORIBA MALFUCTION DUE TO WATER INSIDE CABLE						
Method: Grab (Bacon Bomb)								

SAMPLE COLLECTION INFORMATION:

Analysis	Preservative	Container Requirements	Collected
TCL VOCs	HCl pH<2	3 - 40 mL glass vials	Y
Dissolved Metals	HNO^3 pH<2	1 - 500 mL plastic bottle	Y
Hexavalent Chromium	<4° C	1 - 250 mL plastic bottle	Y

OBSERVATIONS / NOTES:

Dissolved Metals filtered in field

MAP:

Circle if Applicable:

MS/MSD | Duplicate ID No.:

Signature(s):

Tetra Tech

SURFACE WATER SAMPLE LOG SHEET

Project Site Name: Frog Mortar Creek, Martin State Airport
Project No.: 112IC06183

Sample ID No.: MSA-SW-39A
Sample Location: FMC SW
Sampled By: JAM
C.O.C. No.:

[] Stream
[] Spring
[] Pond
[] Lake
[x] Other: Tidal creek - estuarine
[] QA Sample Type:

Type of Sample:
[x] Low Concentration
[] High Concentration

SAMPLING DATA:

Date: 6/10/2014	Color (Visual)	pH (S.U.)	S.C. (mS/cm)	Temp. (^{0}C)	Turbidity (NTU)	DO (mg/l)	Salinity (%)	Other ORP
Time: 1100								
Depth: 1 foot	Clear	7.46	1.37	25.13	9.49	2.23	0.07	223
Method: Grab (Bacon Bomb)								

SAMPLE COLLECTION INFORMATION:

Analysis	Preservative	Container Requirements	Collected
TCL VOCs	HCl pH<2	3 - 40 mL glass vials	✓
Dissolved Metals	HNO^3 pH<2	1 - 500 mL plastic bottle	✓
Hexavalent Chromium	<4° C	1 - 250 mL plastic bottle	✓

OBSERVATIONS / NOTES:

Dissolved Metals filtered in field

MAP:

Circle if Applicable:

MS/MSD	Duplicate ID No.:

Signature(s):

Tetra Tech

SURFACE WATER SAMPLE LOG SHEET

Project Site Name: Frog Mortar Creek, Martin State Airport
Project No.: 112IC06183

[] Stream
[] Spring
[] Pond
[] Lake
[x] Other: Tidal creek - estuarine
[] QA Sample Type:

Sample ID No.: MA-SW-39B
Sample Location: FMC SW
Sampled By: JAM
C.O.C. No.:

Type of Sample:
[x] Low Concentration
[] High Concentration

SAMPLING DATA:

		Color (Visual)	pH (S.U.)	S.C. (mS/cm)	Temp. (^{0}C)	Turbidity (NTU)	DO (mg/l)	Salinity (%)	Other ORP
Date:	6/10/2014								
Time:	1105								
Depth:	1 foot	Clear	7.58	1.38	24.91	9.85	6.98	0.07	228
Method:	Grab (Bacon Bomb)								

SAMPLE COLLECTION INFORMATION:

Analysis	Preservative	Container Requirements	Collected
TCL VOCs	HCl pH<2	3 - 40 mL glass vials	✓
Dissolved Metals	HNO^3 pH<2	1 - 500 mL plastic bottle	✓
Hexavalent Chromium	<4° C	1 - 250 mL plastic bottle	✓

OBSERVATIONS / NOTES:

Dissolved Metals filtered in field

MAP:

Circle if Applicable:

MS/MSD	Duplicate ID No.:

Signature(s):

Tetra Tech

SURFACE WATER SAMPLE LOG SHEET

Project Site Name: Frog Mortar Creek, Martin State Airport
Project No.: 112IC06183

[] Stream
[] Spring
[] Pond
[] Lake
[x] Other: Tidal creek - estuarine
[] QA Sample Type:

Sample ID No.: MBA-SW-39C
Sample Location: FMC SW
Sampled By: JAM
C.O.C. No.:

Type of Sample:
[x] Low Concentration
[] High Concentration

SAMPLING DATA:

		Color	pH	S.C.	Temp.	Turbidity	DO	Salinity	Other
Date:	6/10/2014	(Visual)	(S.U.)	(mS/cm)	(^{0}C)	(NTU)	(mg/l)	(%)	ORP
Time:	1113								
Depth:	1 foot	Clear	NOT AVAILABLE- HORIBA MALFUCTION DUE TO WATER INSIDE CABLE						
Method:	Grab (Bacon Bomb)								

SAMPLE COLLECTION INFORMATION:

Analysis	Preservative	Container Requirements	Collected
TCL VOCs	HCl pH<2	3 - 40 mL glass vials	Y
Dissolved Metals	HNO^3 pH<2	1 - 500 mL plastic bottle	Y
Hexavalent Chromium	<4° C	1 - 250 mL plastic bottle	Y

OBSERVATIONS / NOTES:

Dissolved Metals filtered in field

MAP:

Circle if Applicable:

MS/MSD	Duplicate ID No.:

Signature(s):

Tetra Tech

SURFACE WATER SAMPLE LOG SHEET

Project Site Name: Frog Mortar Creek, Martin State Airport
Project No.: 112IC06183

Sample ID No.: MSA-Sw-390
Sample Location: FMC SW
Sampled By: JAM
C.O.C. No.:

[] Stream
[] Spring
[] Pond
[] Lake
[x] Other: Tidal creek - estuarine
[] QA Sample Type:

Type of Sample:
[x] Low Concentration
[] High Concentration

SAMPLING DATA:

Date: 6/10/2014	Color	pH	S.C.	Temp.	Turbidity	DO	Salinity	Other
Time: 1117	(Visual)	(S.U.)	(mS/cm)	(^{0}C)	(NTU)	(mg/l)	(%)	ORP
Depth: 1 foot	Clear	NOT AVAILABLE- HORIBA MALFUCTION DUE TO WATER INSIDE CABLE						
Method: Grab (Bacon Bomb)								

SAMPLE COLLECTION INFORMATION:

Analysis	Preservative	Container Requirements	Collected
TCL VOCs	HCl pH<2	3 - 40 mL glass vials	Y
Dissolved Metals	HNO^3 pH<2	1 - 500 mL plastic bottle	Y
Hexavalent Chromium	<4° C	1 - 250 mL plastic bottle	Y

OBSERVATIONS / NOTES:

Dissolved Metals filtered in field

MAP:

Circle if Applicable:

MS/MSD	Duplicate ID No.:

Signature(s):

Tetra Tech

SURFACE WATER SAMPLE LOG SHEET

Project Site Name: Frog Mortar Creek, Martin State Airport
Project No.: 112IC06183

Sample ID No.: MSA-SW-40A
Sample Location: FMC SW
Sampled By: JAM
C.O.C. No.:

[] Stream
[] Spring
[] Pond
[] Lake
[x] Other: Tidal creek - estuarine
[] QA Sample Type:

Type of Sample:
[x] Low Concentration
[] High Concentration

SAMPLING DATA:

Date: 6/10/2014	Color (Visual)	pH (S.U.)	S.C. (mS/cm)	Temp. (^{0}C)	Turbidity (NTU)	DO (mg/l)	Salinity (%)	Other ORP
Time: 1312								
Depth: 1 foot	Clear	NOT AVAILABLE- HORIBA MALFUCTION DUE TO WATER INSIDE CABLE						
Method: Grab (Bacon Bomb)								

SAMPLE COLLECTION INFORMATION:

Analysis	Preservative	Container Requirements	Collected
TCL VOCs	HCl pH<2	3 - 40 mL glass vials	Y
Dissolved Metals	HNO^3 pH<2	1 - 500 mL plastic bottle	Y
Hexavalent Chromium	<4° C	1 - 250 mL plastic bottle	Y

OBSERVATIONS / NOTES:

Dissolved Metals filtered in field

MAP:

Circle if Applicable:

MS/MSD | Duplicate ID No.:

Signature(s):

Tetra Tech

SURFACE WATER SAMPLE LOG SHEET

Project Site Name: Frog Mortar Creek, Martin State Airport
Project No.: 112IC06183

Sample ID No.: MSA-SW-40B
Sample Location: FMC SW
Sampled By: JAM
C.O.C. No.:

[] Stream
[] Spring
[] Pond
[] Lake
[x] Other: Tidal creek - estuarine
[] QA Sample Type:

Type of Sample:
[x] Low Concentration
[] High Concentration

SAMPLING DATA:

Date: 6/10/2014	Color (Visual)	pH (S.U.)	S.C. (mS/cm)	Temp. (^{0}C)	Turbidity (NTU)	DO (mg/l)	Salinity (%)	Other ORP
Time: 1316								
Depth: 1 foot	Clear	NOT AVAILABLE- HORIBA MALFUCTION DUE TO WATER INSIDE CABLE						
Method: Grab (Bacon Bomb)								

SAMPLE COLLECTION INFORMATION:

Analysis	Preservative	Container Requirements	Collected
TCL VOCs	HCl pH<2	3 - 40 mL glass vials	Y
Dissolved Metals	HNO^3 pH<2	1 - 500 mL plastic bottle	Y
Hexavalent Chromium	<4° C	1 - 250 mL plastic bottle	Y

OBSERVATIONS / NOTES:

Dissolved Metals filtered in field

MAP:

Circle if Applicable:

MS/MSD	Duplicate ID No.:

Signature(s):

Tetra Tech

SURFACE WATER SAMPLE LOG SHEET

Project Site Name: Frog Mortar Creek, Martin State Airport
Project No.: 112IC06183

Sample ID No.: MSA-SW-40C
Sample Location: FMC SW
Sampled By: JAM
C.O.C. No.:

[] Stream
[] Spring
[] Pond
[] Lake
[x] Other: Tidal creek - estuarine
[] QA Sample Type:

Type of Sample:
[x] Low Concentration
[] High Concentration

SAMPLING DATA:

Date: 6/10/2014	Color (Visual)	pH (S.U.)	S.C. (mS/cm)	Temp. (^{0}C)	Turbidity (NTU)	DO (mg/l)	Salinity (%)	Other ORP
Time: 1319								
Depth: 1 foot	Clear	NOT AVAILABLE- HORIBA MALFUCTION DUE TO WATER INSIDE CABLE						
Method: Grab (Bacon Bomb)								

SAMPLE COLLECTION INFORMATION:

Analysis	Preservative	Container Requirements	Collected
TCL VOCs	HCl pH<2	3 - 40 mL glass vials	Y
Dissolved Metals	HNO^3 pH<2	1 - 500 mL plastic bottle	Y
Hexavalent Chromium	<4° C	1 - 250 mL plastic bottle	Y

OBSERVATIONS / NOTES:

Dissolved Metals filtered in field

MAP:

Circle if Applicable:

MS/MSD	Duplicate ID No.:

Signature(s):

Tetra Tech

SURFACE WATER SAMPLE LOG SHEET

Project Site Name: Frog Mortar Creek, Martin State Airport
Project No.: 112IC06183

Sample ID No.: MSA-SW-400
Sample Location: FMC SW
Sampled By: JAM
C.O.C. No.:

[] Stream
[] Spring
[] Pond
[] Lake
[x] Other: Tidal creek - estuarine
[] QA Sample Type:

Type of Sample:
[x] Low Concentration
[] High Concentration

SAMPLING DATA:

Date: 6/10/2014	Color (Visual)	pH (S.U.)	S.C. (mS/cm)	Temp. (^{0}C)	Turbidity (NTU)	DO (mg/l)	Salinity (%)	Other ORP
Time: 1324								
Depth: 1 foot	Clear	NOT AVAILABLE- HORIBA MALFUCTION DUE TO WATER INSIDE CABLE						
Method: Grab (Bacon Bomb)								

SAMPLE COLLECTION INFORMATION:

Analysis	Preservative	Container Requirements	Collected
TCL VOCs	HCl pH<2	3 - 40 mL glass vials	Y
Dissolved Metals	HNO^3 pH<2	1 - 500 mL plastic bottle	Y
Hexavalent Chromium	<4° C	1 - 250 mL plastic bottle	Y

OBSERVATIONS / NOTES:

Dissolved Metals filtered in field

MAP:

Circle if Applicable:

MS/MSD	Duplicate ID No.:

Signature(s):

Tetra Tech

SURFACE WATER SAMPLE LOG SHEET

Project Site Name: Frog Mortar Creek, Martin State Airport
Project No.: 112IC06183

Sample ID No.: MSA-SW-41A
Sample Location: FMC SW
Sampled By: JAM
C.O.C. No.:

[] Stream
[] Spring
[] Pond
[] Lake
[x] Other: Tidal creek - estuarine
[] QA Sample Type:

Type of Sample:
[x] Low Concentration
[] High Concentration

SAMPLING DATA:

		Color	pH	S.C.	Temp.	Turbidity	DO	Salinity	Other
Date:	6/10/2014	(Visual)	(S.U.)	(mS/cm)	(^{0}C)	(NTU)	(mg/l)	(%)	ORP
Time:	1244								
Depth:	1 foot	Clear	NOT AVAILABLE- HORIBA MALFUCTION DUE TO WATER INSIDE CABLE						
Method:	Grab (Bacon Bomb)								

SAMPLE COLLECTION INFORMATION:

Analysis	Preservative	Container Requirements	Collected
TCL VOCs	HCl pH<2	3 - 40 mL glass vials	Y
Dissolved Metals	HNO^3 pH<2	1 - 500 mL plastic bottle	Y
Hexavalent Chromium	<4° C	1 - 250 mL plastic bottle	Y

OBSERVATIONS / NOTES:

Dissolved Metals filtered in field

MAP:

Circle if Applicable:

MS/MSD

Duplicate ID No.:

Signature(s):

Tetra Tech

SURFACE WATER SAMPLE LOG SHEET

Project Site Name: Frog Mortar Creek, Martin State Airport
Project No.: 112IC06183

Sample ID No.: MSA-SW-413
Sample Location: FMC SW
Sampled By: JAM
C.O.C. No.:

[] Stream
[] Spring
[] Pond
[] Lake
[x] Other: Tidal creek - estuarine
[] QA Sample Type:

Type of Sample:
[x] Low Concentration
[] High Concentration

SAMPLING DATA:

Date: 6/10/2014	Color (Visual)	pH (S.U.)	S.C. (mS/cm)	Temp. (^{0}C)	Turbidity (NTU)	DO (mg/l)	Salinity (%)	Other ORP
Time: 1248								
Depth: 1 foot	Clear	NOT AVAILABLE- HORIBA MALFUCTION DUE TO WATER INSIDE CABLE						
Method: Grab (Bacon Bomb)								

SAMPLE COLLECTION INFORMATION:

Analysis	Preservative	Container Requirements	Collected
TCL VOCs	HCl pH<2	3 - 40 mL glass vials	Y
Dissolved Metals	HNO^3 pH<2	1 - 500 mL plastic bottle	Y
Hexavalent Chromium	<4° C	1 - 250 mL plastic bottle	Y

OBSERVATIONS / NOTES:

Dissolved Metals filtered in field

MAP:

Circle if Applicable:

MS/MSD	Duplicate ID No.:

Signature(s):

Tetra Tech

SURFACE WATER SAMPLE LOG SHEET

Project Site Name: Frog Mortar Creek, Martin State Airport
Project No.: 112IC06183

Sample ID No.: MSA-SW-41C
Sample Location: FMC SW
Sampled By: JAM
C.O.C. No.:

[] Stream
[] Spring
[] Pond
[] Lake
[x] Other: Tidal creek - estuarine
[] QA Sample Type:

Type of Sample:
[x] Low Concentration
[] High Concentration

SAMPLING DATA:

Date: 6/10/2014	Color (Visual)	pH (S.U.)	S.C. (mS/cm)	Temp. (^{0}C)	Turbidity (NTU)	DO (mg/l)	Salinity (%)	Other ORP
Time: 1250								
Depth: 1 foot	Clear	NOT AVAILABLE- HORIBA MALFUCTION DUE TO WATER INSIDE CABLE						
Method: Grab (Bacon Bomb)								

SAMPLE COLLECTION INFORMATION:

Analysis	Preservative	Container Requirements	Collected
TCL VOCs	HCl pH<2	3 - 40 mL glass vials	Y
Dissolved Metals	HNO^3 pH<2	1 - 500 mL plastic bottle	Y
Hexavalent Chromium	<4° C	1 - 250 mL plastic bottle	Y

OBSERVATIONS / NOTES:

Dissolved Metals filtered in field

MAP:

Circle if Applicable:

MS/MSD | Duplicate ID No.:

Signature(s):

Tetra Tech

SURFACE WATER SAMPLE LOG SHEET

Project Site Name: Frog Mortar Creek, Martin State Airport
Project No.: 112IC06183

Sample ID No.: MSA-SW-410
Sample Location: FMC SW
Sampled By: JAM
C.O.C. No.:

[] Stream
[] Spring
[] Pond
[] Lake
[x] Other: Tidal creek - estuarine
[] QA Sample Type:

Type of Sample:
[x] Low Concentration
[] High Concentration

SAMPLING DATA:

Date: 6/10/2014	Color (Visual)	pH (S.U.)	S.C. (mS/cm)	Temp. (^{0}C)	Turbidity (NTU)	DO (mg/l)	Salinity (%)	Other ORP
Time: 1253								
Depth: 1 foot	Clear	NOT AVAILABLE- HORIBA MALFUCTION DUE TO WATER INSIDE CABLE						
Method: Grab (Bacon Bomb)								

SAMPLE COLLECTION INFORMATION:

Analysis	Preservative	Container Requirements	Collected
TCL VOCs	HCl pH<2	3 - 40 mL glass vials	Y
Dissolved Metals	HNO^3 pH<2	1 - 500 mL plastic bottle	Y
Hexavalent Chromium	<4° C	1 - 250 mL plastic bottle	Y

OBSERVATIONS / NOTES:

Dissolved Metals filtered in field

MAP:

Circle if Applicable:

MS/MSD | Duplicate ID No.:

Signature(s):

Tetra Tech

SURFACE WATER SAMPLE LOG SHEET

Project Site Name: Frog Mortar Creek, Martin State Airport
Project No.: 112IC06183

Sample ID No.: MSA-SW-42A
Sample Location: FMC SW
Sampled By: JAM
C.O.C. No.:

[] Stream
[] Spring
[] Pond
[] Lake
[x] Other: Tidal creek - estuarine
[] QA Sample Type:

Type of Sample:
[x] Low Concentration
[] High Concentration

SAMPLING DATA:

Date: 6/10/2014	Color (Visual)	pH (S.U.)	S.C. (mS/cm)	Temp. (^{0}C)	Turbidity (NTU)	DO (mg/l)	Salinity (%)	Other ORP
Time: 1328								
Depth: 1 foot	Clear	NOT AVAILABLE- HORIBA MALFUCTION DUE TO WATER INSIDE CABLE						
Method: Grab (Bacon Bomb)								

SAMPLE COLLECTION INFORMATION:

Analysis	Preservative	Container Requirements	Collected
TCL VOCs	HCl pH<2	3 - 40 mL glass vials	Y
Dissolved Metals	HNO^3 pH<2	1 - 500 mL plastic bottle	Y
Hexavalent Chromium	<4° C	1 - 250 mL plastic bottle	Y

OBSERVATIONS / NOTES:

Dissolved Metals filtered in field

MAP:

Circle if Applicable:

MS/MSD	Duplicate ID No.:

Signature(s):

Tetra Tech

SURFACE WATER SAMPLE LOG SHEET

Project Site Name: Frog Mortar Creek, Martin State Airport
Project No.: 112IC06183

Sample ID No.: MSA-SW-42B
Sample Location: FMC SW
Sampled By: JAM
C.O.C. No.:

[] Stream
[] Spring
[] Pond
[] Lake
[x] Other: Tidal creek - estuarine
[] QA Sample Type:

Type of Sample:
[x] Low Concentration
[] High Concentration

SAMPLING DATA:

Date: 6/10/2014	Color (Visual)	pH (S.U.)	S.C. (mS/cm)	Temp. (°C)	Turbidity (NTU)	DO (mg/l)	Salinity (%)	Other ORP
Time: 1372								
Depth: 1 foot	Clear	NOT AVAILABLE- HORIBA MALFUCTION DUE TO WATER INSIDE CABLE						
Method: Grab (Bacon Bomb)								

SAMPLE COLLECTION INFORMATION:

Analysis	Preservative	Container Requirements	Collected
TCL VOCs	HCl pH<2	3 - 40 mL glass vials	Y
Dissolved Metals	HNO_3 pH<2	1 - 500 mL plastic bottle	Y
Hexavalent Chromium	<4° C	1 - 250 mL plastic bottle	Y

OBSERVATIONS / NOTES:

Dissolved Metals filtered in field

MAP:

Circle if Applicable:

MS/MSD	Duplicate ID No.:

Signature(s):

Tetra Tech

SURFACE WATER SAMPLE LOG SHEET

Project Site Name: Frog Mortar Creek, Martin State Airport
Project No.: 112IC06183

[] Stream
[] Spring
[] Pond
[] Lake
[x] Other: Tidal creek - estuarine
[] QA Sample Type:

Sample ID No.: MSA-SW-4DC
Sample Location: FMC SW
Sampled By: JAM
C.O.C. No.:

Type of Sample:
[x] Low Concentration
[] High Concentration

SAMPLING DATA:

Date: 6/10/2014	Color (Visual)	pH (S.U.)	S.C. (mS/cm)	Temp. (°C)	Turbidity (NTU)	DO (mg/l)	Salinity (%)	Other ORP
Time: 1375								
Depth: 1 foot	Clear	NOT AVAILABLE- HORIBA MALFUCTION DUE TO WATER INSIDE CABLE						
Method: Grab (Bacon Bomb)								

SAMPLE COLLECTION INFORMATION:

Analysis	Preservative	Container Requirements	Collected
TCL VOCs	HCl pH<2	3 - 40 mL glass vials	Y
Dissolved Metals	HNO^3 pH<2	1 - 500 mL plastic bottle	Y
Hexavalent Chromium	<4° C	1 - 250 mL plastic bottle	Y

OBSERVATIONS / NOTES:

Dissolved Metals filtered in field

MAP:

Circle if Applicable:

MS/MSD

Duplicate ID No.:

Signature(s):

Tetra Tech

SURFACE WATER SAMPLE LOG SHEET

Project Site Name: Frog Mortar Creek, Martin State Airport
Project No.: 112IC06183

[] Stream
[] Spring
[] Pond
[] Lake
[x] Other: Tidal creek - estuarine
[] QA Sample Type:

Sample ID No.: MSA-Sw-42D
Sample Location: FMC SW
Sampled By: JAM
C.O.C. No.:

Type of Sample:
[x] Low Concentration
[] High Concentration

SAMPLING DATA:

		Color (Visual)	pH (S.U.)	S.C. (mS/cm)	Temp. (^{0}C)	Turbidity (NTU)	DO (mg/l)	Salinity (%)	Other ORP
Date:	6/10/2014								
Time:	1338								
Depth:	1 foot	Clear	NOT AVAILABLE- HORIBA MALFUCTION DUE TO WATER INSIDE CABLE						
Method:	Grab (Bacon Bomb)								

SAMPLE COLLECTION INFORMATION:

Analysis	Preservative	Container Requirements	Collected
TCL VOCs	HCl pH<2	3 - 40 mL glass vials	Y
Dissolved Metals	HNO^3 pH<2	1 - 500 mL plastic bottle	Y
Hexavalent Chromium	<4° C	1 - 250 mL plastic bottle	Y

OBSERVATIONS / NOTES:

Dissolved Metals filtered in field

MAP:

Circle if Applicable:

MS/MSD	Duplicate ID No.:

Signature(s):

Tetra Tech

SURFACE WATER SAMPLE LOG SHEET

Project Site Name: Frog Mortar Creek, Martin State Airport
Project No.: 112IC06183

Sample ID No.: MSA-SW-43A
Sample Location: FMC SW
Sampled By: JAM
C.O.C. No.:

[] Stream
[] Spring
[] Pond
[] Lake
[x] Other: Tidal creek - estuarine
[] QA Sample Type:

Type of Sample:
[x] Low Concentration
[] High Concentration

SAMPLING DATA:

		Color (Visual)	pH (S.U.)	S.C. (mS/cm)	Temp. (^{0}C)	Turbidity (NTU)	DO (mg/l)	Salinity (%)	Other ORP
Date:	6/10/2014								
Time:	1229								
Depth:	1 foot	Clear	NOT AVAILABLE- HORIBA MALFUCTION DUE TO WATER INSIDE CABLE						
Method:	Grab (Bacon Bomb)								

SAMPLE COLLECTION INFORMATION:

Analysis	Preservative	Container Requirements	Collected
TCL VOCs	HCl pH<2	3 - 40 mL glass vials	Y
Dissolved Metals	HNO^3 pH<2	1 - 500 mL plastic bottle	Y
Hexavalent Chromium	<4° C	1 - 250 mL plastic bottle	Y

OBSERVATIONS / NOTES:

Dissolved Metals filtered in field

MAP:

Circle if Applicable:

MS/MSD	Duplicate ID No.:

Signature(s):

Tetra Tech

SURFACE WATER SAMPLE LOG SHEET

Project Site Name: Frog Mortar Creek, Martin State Airport
Project No.: 112IC06183

[] Stream
[] Spring
[] Pond
[] Lake
[x] Other: Tidal creek - estuarine
[] QA Sample Type:

Sample ID No.: MSA-SW-03B
Sample Location: FMC SW
Sampled By: JAM
C.O.C. No.:

Type of Sample:
[x] Low Concentration
[] High Concentration

SAMPLING DATA:

Date: 6/10/2014	Color (Visual)	pH (S.U.)	S.C. (mS/cm)	Temp. (^{0}C)	Turbidity (NTU)	DO (mg/l)	Salinity (%)	Other ORP
Time: 1233								
Depth: 1 foot	Clear	NOT AVAILABLE- HORIBA MALFUCTION DUE TO WATER INSIDE CABLE						
Method: Grab (Bacon Bomb)								

SAMPLE COLLECTION INFORMATION:

Analysis	Preservative	Container Requirements	Collected
TCL VOCs	HCl pH<2	3 - 40 mL glass vials	Y
Dissolved Metals	HNO^3 pH<2	1 - 500 mL plastic bottle	Y
Hexavalent Chromium	<4° C	1 - 250 mL plastic bottle	Y

OBSERVATIONS / NOTES:

Dissolved Metals filtered in field

MAP:

Circle if Applicable:

MS/MSD

Duplicate ID No.:

Signature(s):

Tetra Tech

SURFACE WATER SAMPLE LOG SHEET

Project Site Name:	Frog Mortar Creek, Martin State Airport	Sample ID No.:	MSA-SW-43C
Project No.:	112IC06183	Sample Location:	FMC SW
		Sampled By:	JAM
[] Stream		C.O.C. No.:	
[] Spring			
[] Pond		Type of Sample:	
[] Lake		[x] Low Concentration	
[x] Other:	Tidal creek - estuarine	[] High Concentration	
[] QA Sample Type:			

SAMPLING DATA:

Date: 6/10/2014	Color (Visual)	pH (S.U.)	S.C. (mS/cm)	Temp. (°C)	Turbidity (NTU)	DO (mg/l)	Salinity (%)	Other ORP
Time: 1236								
Depth: 1 foot	Clear	NOT AVAILABLE- HORIBA MALFUCTION DUE TO WATER INSIDE CABLE						
Method: Grab (Bacon Bomb)								

SAMPLE COLLECTION INFORMATION:

Analysis	Preservative	Container Requirements	Collected
TCL VOCs	HCl pH<2	3 - 40 mL glass vials	Y
Dissolved Metals	HNO^3 pH<2	1 - 500 mL plastic bottle	Y
Hexavalent Chromium	<4° C	1 - 250 mL plastic bottle	Y

OBSERVATIONS / NOTES:

Dissolved Metals filtered in field

MAP:

Circle if Applicable:

MS/MSD	Duplicate ID No.:

Signature(s):

Tetra Tech

SURFACE WATER SAMPLE LOG SHEET

Project Site Name: Frog Mortar Creek, Martin State Airport
Project No.: 112IC06183

[] Stream
[] Spring
[] Pond
[] Lake
[x] Other: Tidal creek - estuarine
[] QA Sample Type:

Sample ID No.: MSA-SW-43D
Sample Location: FMC SW
Sampled By: JAM
C.O.C. No.:

Type of Sample:
[x] Low Concentration
[] High Concentration

SAMPLING DATA:

Date: 6/10/2014	Color (Visual)	pH (S.U.)	S.C. (mS/cm)	Temp. (^{0}C)	Turbidity (NTU)	DO (mg/l)	Salinity (%)	Other ORP
Time: 1239								
Depth: 1 foot								
Method: Grab (Bacon Bomb)	Clear	NOT AVAILABLE- HORIBA MALFUCTION DUE TO WATER INSIDE CABLE						

SAMPLE COLLECTION INFORMATION:

Analysis	Preservative	Container Requirements	Collected
TCL VOCs	HCl pH<2	3 - 40 mL glass vials	Y
Dissolved Metals	HNO^3 pH<2	1 - 500 mL plastic bottle	Y
Hexavalent Chromium	<4° C	1 - 250 mL plastic bottle	Y

OBSERVATIONS / NOTES:

Dissolved Metals filtered in field

MAP:

Circle if Applicable:

MS/MSD | Duplicate ID No.:

Signature(s):

Tetra Tech

SURFACE WATER SAMPLE LOG SHEET

Project Site Name: Frog Mortar Creek, Martin State Airport
Project No.: 112IC06183

Sample ID No.: MSA-SW-44A
Sample Location: FMC SW
Sampled By: JAM
C.O.C. No.:

[] Stream
[] Spring
[] Pond
[] Lake
[x] Other: Tidal creek - estuarine
[] QA Sample Type:

Type of Sample:
[x] Low Concentration
[] High Concentration

SAMPLING DATA:

Date: 6/10/2014	Color (Visual)	pH (S.U.)	S.C. (mS/cm)	Temp. (^{0}C)	Turbidity (NTU)	DO (mg/l)	Salinity (%)	Other ORP
Time: 1210								
Depth: 1 foot	Clear	NOT AVAILABLE- HORIBA MALFUCTION DUE TO WATER INSIDE CABLE						
Method: Grab (Bacon Bomb)								

SAMPLE COLLECTION INFORMATION:

Analysis	Preservative	Container Requirements	Collected
TCL VOCs	HCl pH<2	3 - 40 mL glass vials	Y
Dissolved Metals	HNO^3 pH<2	1 - 500 mL plastic bottle	Y
Hexavalent Chromium	<4° C	1 - 250 mL plastic bottle	Y

OBSERVATIONS / NOTES:

Dissolved Metals filtered in field

MAP:

Circle if Applicable:

MS/MSD | Duplicate ID No.:

Signature(s):

Tetra Tech

SURFACE WATER SAMPLE LOG SHEET

Project Site Name: Frog Mortar Creek, Martin State Airport
Project No.: 112IC06183

Sample ID No.: MSA-Sw-448
Sample Location: FMC SW
Sampled By: JAM
C.O.C. No.:

[] Stream
[] Spring
[] Pond
[] Lake
[x] Other: Tidal creek - estuarine
[] QA Sample Type:

Type of Sample:
[x] Low Concentration
[] High Concentration

SAMPLING DATA:

Date: 6/10/2014	Color (Visual)	pH (S.U.)	S.C. (mS/cm)	Temp. (^{0}C)	Turbidity (NTU)	DO (mg/l)	Salinity (%)	Other ORP
Time: 1215								
Depth: 1 foot	Clear	NOT AVAILABLE- HORIBA MALFUCTION DUE TO WATER INSIDE CABLE						
Method: Grab (Bacon Bomb)								

SAMPLE COLLECTION INFORMATION:

Analysis	Preservative	Container Requirements	Collected
TCL VOCs	HCl pH<2	3 - 40 mL glass vials	Y
Dissolved Metals	HNO^3 pH<2	1 - 500 mL plastic bottle	Y
Hexavalent Chromium	<4° C	1 - 250 mL plastic bottle	Y

OBSERVATIONS / NOTES:

Dissolved Metals filtered in field

MAP:

Circle if Applicable:

MS/MSD

Duplicate ID No.:

Signature(s):

Tetra Tech

SURFACE WATER SAMPLE LOG SHEET

Project Site Name: Frog Mortar Creek, Martin State Airport
Project No.: 112IC06183

[] Stream
[] Spring
[] Pond
[] Lake
[x] Other: Tidal creek - estuarine
[] QA Sample Type:

Sample ID No.: MFT-SW-44C
Sample Location: FMC SW
Sampled By: JAM
C.O.C. No.:

Type of Sample:
[x] Low Concentration
[] High Concentration

SAMPLING DATA:

Date: 6/10/2014	Color (Visual)	pH (S.U.)	S.C. (mS/cm)	Temp. (°C)	Turbidity (NTU)	DO (mg/l)	Salinity (%)	Other ORP
Time: 1220								
Depth: 1 foot	Clear	NOT AVAILABLE- HORIBA MALFUCTION DUE TO WATER INSIDE CABLE						
Method: Grab (Bacon Bomb)								

SAMPLE COLLECTION INFORMATION:

Analysis	Preservative	Container Requirements	Collected
TCL VOCs	HCl pH<2	3 - 40 mL glass vials	Y
Dissolved Metals	HNO^3 pH<2	1 - 500 mL plastic bottle	Y
Hexavalent Chromium	<4° C	1 - 250 mL plastic bottle	Y

OBSERVATIONS / NOTES:

Dissolved Metals filtered in field

MAP:

Circle if Applicable:

MS/MSD

Duplicate ID No.:

Signature(s):

Tetra Tech

SURFACE WATER SAMPLE LOG SHEET

Project Site Name: Frog Mortar Creek, Martin State Airport
Project No.: 112IC06183

[] Stream
[] Spring
[] Pond
[] Lake
[x] Other: Tidal creek - estuarine
[] QA Sample Type:

Sample ID No.: MSA-SW-441
Sample Location: FMC SW
Sampled By: JAM
C.O.C. No.:

Type of Sample:
[x] Low Concentration
[] High Concentration

SAMPLING DATA:

Date: 6/10/2014	Color (Visual)	pH (S.U.)	S.C. (mS/cm)	Temp. (^{0}C)	Turbidity (NTU)	DO (mg/l)	Salinity (%)	Other ORP
Time: 1224								
Depth: 1 foot	Clear	NOT AVAILABLE- HORIBA MALFUCTION DUE TO WATER INSIDE CABLE						
Method: Grab (Bacon Bomb)								

SAMPLE COLLECTION INFORMATION:

Analysis	Preservative	Container Requirements	Collected
TCL VOCs	HCl pH<2	3 - 40 mL glass vials	Y
Dissolved Metals	HNO^3 pH<2	1 - 500 mL plastic bottle	Y
Hexavalent Chromium	<4° C	1 - 250 mL plastic bottle	Y

OBSERVATIONS / NOTES:

Dissolved Metals filtered in field

MAP:

Circle if Applicable:

MS/MSD

Duplicate ID No.:

Signature(s):

Tetra Tech

SURFACE WATER SAMPLE LOG SHEET

Project Site Name: Frog Mortar Creek, Martin State Airport
Project No.: 112IC06183

Sample ID No.: MSA-Sw-45A
Sample Location: FMC SW
Sampled By: JAM
C.O.C. No.:

[] Stream
[] Spring
[] Pond
[] Lake
[x] Other: Tidal creek - estuarine
[] QA Sample Type:

Type of Sample:
[x] Low Concentration
[] High Concentration

SAMPLING DATA:

Date: 6/10/2014	Color	pH	S.C.	Temp.	Turbidity	DO	Salinity	Other
Time: 1155	(Visual)	(S.U.)	(mS/cm)	(^{0}C)	(NTU)	(mg/l)	(%)	ORP
Depth: 1 foot	Clear	NOT AVAILABLE- HORIBA MALFUCTION DUE TO WATER INSIDE CABLE						
Method: Grab (Bacon Bomb)								

SAMPLE COLLECTION INFORMATION:

Analysis	Preservative	Container Requirements	Collected
TCL VOCs	HCl pH<2	3 - 40 mL glass vials	Y
Dissolved Metals	HNO^3 pH<2	1 - 500 mL plastic bottle	Y
Hexavalent Chromium	<4° C	1 - 250 mL plastic bottle	Y

OBSERVATIONS / NOTES:

Dissolved Metals filtered in field

MAP:

Circle if Applicable:

MS/MSD | Duplicate ID No.:

Signature(s):

Tetra Tech

SURFACE WATER SAMPLE LOG SHEET

Project Site Name: Frog Mortar Creek, Martin State Airport
Project No.: 112IC06183

Sample ID No.: MA-SW-458
Sample Location: FMC SW
Sampled By: JAM
C.O.C. No.:

[] Stream
[] Spring
[] Pond
[] Lake
[x] Other: Tidal creek - estuarine
[] QA Sample Type:

Type of Sample:
[x] Low Concentration
[] High Concentration

SAMPLING DATA:

Date: 6/10/2014	Color	pH	S.C.	Temp.	Turbidity	DO	Salinity	Other
Time: 1154	(Visual)	(S.U.)	(mS/cm)	(^{0}C)	(NTU)	(mg/l)	(%)	ORP
Depth: 1 foot	Clear	NOT AVAILABLE- HORIBA MALFUCTION DUE TO WATER INSIDE CABLE						
Method: Grab (Bacon Bomb)								

SAMPLE COLLECTION INFORMATION:

Analysis	Preservative	Container Requirements	Collected
TCL VOCs	HCl pH<2	3 - 40 mL glass vials	Y
Dissolved Metals	HNO^3 pH<2	1 - 500 mL plastic bottle	Y
Hexavalent Chromium	<4° C	1 - 250 mL plastic bottle	Y

OBSERVATIONS / NOTES:

Dissolved Metals filtered in field

MAP:

Circle if Applicable:

MS/MSD	Duplicate ID No.:

Signature(s):

Tetra Tech

SURFACE WATER SAMPLE LOG SHEET

Project Site Name: Frog Mortar Creek, Martin State Airport
Project No.: 112IC06183

[] Stream
[] Spring
[] Pond
[] Lake
[x] Other: Tidal creek - estuarine
[] QA Sample Type:

Sample ID No.: MSA-SW-45C
Sample Location: FMC SW
Sampled By: JAM
C.O.C. No.:

Type of Sample:
[x] Low Concentration
[] High Concentration

SAMPLING DATA:

Date: 6/10/2014	Color (Visual)	pH (S.U.)	S.C. (mS/cm)	Temp. (°C)	Turbidity (NTU)	DO (mg/l)	Salinity (%)	Other ORP
Time: 1201								
Depth: 1 foot								
Method: Grab (Bacon Bomb)	Clear	NOT AVAILABLE- HORIBA MALFUCTION DUE TO WATER INSIDE CABLE						

SAMPLE COLLECTION INFORMATION:

Analysis	Preservative	Container Requirements	Collected
TCL VOCs	HCl pH<2	3 - 40 mL glass vials	Y
Dissolved Metals	HNO^3 pH<2	1 - 500 mL plastic bottle	Y
Hexavalent Chromium	<4° C	1 - 250 mL plastic bottle	Y

OBSERVATIONS / NOTES:

Dissolved Metals filtered in field

MAP:

Circle if Applicable:

MS/MSD | Duplicate ID No.:

Signature(s):

Tetra Tech

SURFACE WATER SAMPLE LOG SHEET

Project Site Name: Frog Mortar Creek, Martin State Airport
Project No.: 112IC06183

Sample ID No.: MA-SW-450
Sample Location: FMC SW
Sampled By: JAM
C.O.C. No.:

[] Stream
[] Spring
[] Pond
[] Lake
[x] Other: Tidal creek - estuarine
[] QA Sample Type:

Type of Sample:
[x] Low Concentration
[] High Concentration

SAMPLING DATA:

		Color	pH	S.C.	Temp.	Turbidity	DO	Salinity	Other
Date:	6/10/2014	(Visual)	(S.U.)	(mS/cm)	(^{0}C)	(NTU)	(mg/l)	(%)	ORP
Time:	1204								
Depth:	1 foot	Clear	NOT AVAILABLE- HORIBA MALFUCTION DUE TO WATER INSIDE CABLE						
Method:	Grab (Bacon Bomb)								

SAMPLE COLLECTION INFORMATION:

Analysis	Preservative	Container Requirements	Collected
TCL VOCs	HCl pH<2	3 - 40 mL glass vials	Y
Dissolved Metals	HNO^3 pH<2	1 - 500 mL plastic bottle	Y
Hexavalent Chromium	<4° C	1 - 250 mL plastic bottle	Y

OBSERVATIONS / NOTES:

Dissolved Metals filtered in field

MAP:

Circle if Applicable:

MS/MSD	Duplicate ID No.:

Signature(s):

APPENDIX B—DATA-VALIDATION REPORTS

TETRA TECH **INTERNAL CORRESPONDENCE**

TO: **T. APANAVAGE** **DATE:** **JUNE 30, 2014**

FROM: **A. COGNETTI** **COPIES:** **DV FILE**

SUBJECT: **ORGANIC DATA VALIDATION- VOC**
MSA – SURFACE WATER – FULL REVIEW
SAMPLE DELIVERY GROUP (SDG) 240-38336-1

SAMPLES: 41/Aqueous/VOC

EL-SW01A-061014	EL-SW01B-061014	EL-SW01C-061014
EL-SW01D-061014	MSA-SW37A-061014	MSA-SW37B-061014
MSA-SW37C-061014	MSA-SW37D-061014	MSA-SW38A-061014
MSA-SW38B-061014	MSA-SW38C-061014	MSA-SW38D-061014
MSA-SW39A-061014	MSA-SW39B-061014	MSA-SW39C-061014
MSA-SW39D-061014	MSA-SW40A-061014	MSA-SW40B-061014
MSA-SW40C-061014	MSA-SW40D-061014	MSA-SW41A-061014
MSA-SW41B-061014	MSA-SW41C-061014	MSA-SW41D-061014
MSA-SW42A-061014	MSA-SW42B-061014	MSA-SW42C-061014
MSA-SW42D-061014	MSA-SW43A-061014	MSA-SW43B-061014
MSA-SW43C-061014	MSA-SW43D-061014	MSA-SW44A-061014
MSA-SW44B-061014	MSA-SW44C-061014	MSA-SW44D-061014
MSA-SW45A-061014	MSA-SW45B-061014	MSA-SW45C-061014
MSA-SW45D-061014	TB-061014	

Overview

The sample set for MSA Surface Water, SDG 240-38336-1 consists of forty (40) aqueous environmental samples and a trip blank analyzed for volatile organic compounds (VOCs). There is no field duplicate pair included in this SDG.

The samples were collected on June 10, 2014 and analyzed by Test America. Analyses were conducted in accordance to SW-846 Method 8260B analytical and reporting protocol.

Summary

The data contained in this SDG were validated with regard to the following parameters: data completeness, system performance, holding times, GC/MS tuning, initial / continuing calibrations, laboratory method blank results, surrogate spike/internal standard recoveries, laboratory control sample results, matrix spike/matrix spike duplicate results, compound identification, compound quantitation, and detection limits.

Areas of concern with respect to data quality are listed below.

Major Problems

- No major noncompliances were identified.

Minor Problems

- The continuing calibration percent differences (%Ds) for several compounds were greater than the 20% quality control limit on June 21, 2014 @ 15:42 on instrument A3UX17. The compounds were chloroethane, trichlorofluoromethane, 1,1,2-trichlorotrifluoroethane, 2,2-dichloropropane, 1,1,1,-trichloroethane, and carbon tetrachloride. The nondetected results of the aforementioned analytes were qualified as estimated (UJ) in the affected samples.

- Contamination was detected in the laboratory method blank associated with batch 240-135652 analyzed on June 21, 2014 on instrument A3UX17.

Contaminant	Maximum Concentration (ug/L)	Action Level (ug/L)
Acetone	1.16	11.6

  An action level of 10X the maximum concentration of common laboratory contaminant, acetone, was established in order to evaluate samples for blank contamination. Sample aliquot and dilution factors were taken into account when applying the action level. Detected results less than the action level were qualified as (U).

- The continuing calibration %Ds for several compounds were greater than the 20% quality control limit on June 20, 2014 @ 15:42 on instrument A3UX9. The compounds were dichlorodifluoromethane, trichlorofluoromethane, 1,1,2-trichlorotrifluoroethane, tert-butyl alcohol, 2,2-dichloropropane, and naphthalene. The nondetected results of the aforementioned compounds were qualified as estimated (UJ) in the affected samples.

- The continuing calibration %Ds for several compounds were greater than the 20% quality control limit on June 22, 2014 @ 8:05 on instrument A3UX9. The compounds were dichlorodifluoromethane, trichlorofluoromethane, 1,1,2-trichlorotrifluoroethane, 2,2-dichloropropane, 2-butanone, bromochloromethane, and 4-methyl-2-pentanone. The nondetected results of the aforementioned analytes were qualified as estimated (UJ) in the affected samples.

- Contamination was detected in trip blank.

Contaminant	Maximum Concentration (ug/L)	Action Level (ug/L)
Carbon disulfide	0.76	3.8
Acetone	2.3	23.0

  An action level of 10X the maximum concentration of common laboratory contaminant, acetone, and 5X the maximum concentration of carbon disulfide was established in order to evaluate samples for blank contamination. Sample aliquot and dilution factors were taken into account when applying the action level. Detected results less than the action level were qualified as (U).

- Positive results reported below the reporting limit (RL) but above the method detection limit (MDL) for the organic analyses were qualified as estimated, (J).

Notes

Contamination was detected in the laboratory method blanks associated with batches 240-135595 and 240-135655 analyzed on June 20 and 22, 2014 on instrument A3UX9.

Contaminant	Maximum Concentration (ug/L)	Action Level (ug/L)
Methylene chloride (1)	0.521	5.21
Methylene chloride (2)	0.970	9.70

(1) Maximum concentration analyzed on June 20, 2014.
(2) Maximum concentration analyzed on June 22, 2014.

An action level of 10X the maximum concentration of common laboratory contaminant, methylene chloride, was established in order to evaluate samples for blank contamination. Sample aliquot and dilution factors were taken into account when applying the action level. No action was taken on the nondetected methylene chloride results.

The laboratory control sample (LCS) percent recovery (%R) of tert-butyl alcohol was greater than the upper quality control limit in batch 240-135595. No action was required on the nondetected tert-butyl alcohol results in the affected samples.

The LCS %R of chloroethane was greater than the upper quality control limit in batch 240-135652. No action was required on the nondetected chloroethane results in the affected samples.

No matrix spike/ matrix spike duplicate analyses were performed in this SDG per instrument failure and insufficient sample volume as indicated in the case narrative.

Nondetected results were reported to the MDL.

EXECUTIVE SUMMARY

Laboratory Performance Issues: Contamination was detected in VOC method blanks. Several VOC analytes had continuing calibration %Ds exceeding quality control limits.

Other Factors Affecting Data Quality: TB-061014 contained contaminants.

The data for these analyses were reviewed with reference to the USEPA National Functional Guidelines for Organic Data Review (June 2008). The text of this report has been formulated to address only those problem areas affecting data quality.

Ann Cognetti

Tetra Tech
Ann Cognetti
Chemist/Data Validator

Tetra Tech
Joseph A. Samchuck
Data Validation Manager

Attachments:
Appendix A – Qualified Analytical Results
Appendix B – Results as Reported by the Laboratory
Appendix C – Support Documentation

Appendix A

Qualified Analytical Results

Qualifier Codes:

A = Lab Blank Contamination
B = Field Blank Contamination
C = Calibration Noncompliance (i.e., % RSDs, %Ds, ICVs, CCVs, RRFs, etc.)
C01 = GC/MS Tuning Noncompliance
D = MS/MSD Recovery Noncompliance
E = LCS/LCSD Recovery Noncompliance
F = Lab Duplicate Imprecision
G = Field Duplicate Imprecision
H = Holding Time Exceedance
I = ICP Serial Dilution Noncompliance
J = ICP PDS Recovery Noncompliance; MSA's $r < 0.995$
K = ICP Interference - includes ICS % R Noncompliance
L = Instrument Calibration Range Exceedance
M = Sample Preservation Noncompliance
N = Internal Standard Noncompliance
N01 = Internal Standard Recovery Noncompliance Dioxins
N02 = Recovery Standard Noncompliance Dioxins
N03 = Clean-up Standard Noncompliance Dioxins
O = Poor Instrument Performance (i.e., base-time drifting)
P = Uncertainty near detection limit (< 2 x IDL for inorganics and <CRQL for organics)
Q = Other problems (can encompass a number of issues; i.e.chromatography,interferences, etc.)
R = Surrogates Recovery Noncompliance
S = Pesticide/PCB Resolution
T = % Breakdown Noncompliance for DDT and Endrin
U = RPD between columns/detectors >40% for positive results determined via GC/HPLC
V = Non-linear calibrations; correlation coefficient $r < 0.995$
W = EMPC result
X = Signal to noise response drop
Y = Percent solids <30%
Z = Uncertainty at 2 standard deviations is greater than sample activity
Z1 = Tentatively Identified Compound considered presumptively present
Z2 = Tentatively Identified Compound column bleed
Z3 = Tentatively Identified Compound aldol condensate

PROJ_NO: 06183	NSAMPLE	EL-SW01A-061014			EL-SW01B-061014			EL-SW01C-061014			EL-SW01D-061014		
SDG: 240-38336-1	LAB_ID	240-38336-37			240-38336-38			240-38336-39			240-38336-40		
FRACTION: OV	SAMP_DATE	6/10/2014			6/10/2014			6/10/2014			6/10/2014		
MEDIA: WATER	QC_TYPE	NM			NM			NM			NM		
	UNITS	UG/L			UG/L			UG/L			UG/L		
	PCT_SOLIDS	0.0			0.0			0.0			0.0		
	DUP_OF												
PARAMETER		RESULT	VQL	QLCD	RESULT	VQL	QLCD	RESULT	VQL	QLCD	RESULT	VQL	QLCD
1,1,1,2-TETRACHLOROETHANE		0.23	U		0.23	U		0.23	U		0.23	U	
1,1,1-TRICHLOROETHANE		0.22	U		0.22	U		0.22	U		0.22	U	
1,1,2,2-TETRACHLOROETHANE		0.18	U		0.18	U		0.18	U		0.18	U	
1,1,2-TRICHLOROTRIFLUOROETHANE		0.28	UJ	C	0.28	UJ	C	0.28	UJ	C	0.28	UJ	C
1,1-DICHLOROETHANE		0.15	U		0.15	U		0.15	U		0.15	U	
1,1-DICHLOROETHENE		0.19	U		0.19	U		0.19	U		0.19	U	
1,1-DICHLOROPROPENE		0.13	U		0.13	U		0.13	U		0.13	U	
1,2,3-TRICHLOROBENZENE		0.17	U		0.17	U		0.17	U		0.17	U	
1,2,3-TRICHLOROPROPANE		0.43	U		0.43	U		0.43	U		0.43	U	
1,2,3-TRIMETHYLBENZENE		0.0059	U		0.0059	U		0.0059	U		0.0059	U	
1,2,4-TRICHLOROBENZENE		0.15	U		0.15	U		0.15	U		0.15	U	
1,2,4-TRIMETHYLBENZENE		0.12	U		0.12	U		0.12	U		0.12	U	
1,2-DIBROMO-3-CHLOROPROPANE		0.67	U		0.67	U		0.67	U		0.67	U	
1,2-DIBROMOETHANE		0.24	U		0.24	U		0.24	U		0.24	U	
1,2-DICHLOROBENZENE		0.13	U		0.13	U		0.13	U		0.13	U	
1,2-DICHLOROETHANE		0.22	U		0.22	U		0.22	U		0.22	U	
1,2-DICHLOROPROPANE		0.18	U		0.18	U		0.18	U		0.18	U	
1,3-DICHLOROBENZENE		0.14	U		0.14	U		0.14	U		0.14	U	
1,3-DICHLOROPROPANE		0.16	U		0.16	U		0.16	U		0.16	U	
1,4-DICHLOROBENZENE		0.13	U		0.13	U		0.13	U		0.13	U	
2,2-DICHLOROPROPANE		0.13	UJ	C	0.13	UJ	C	0.13	UJ	C	0.13	UJ	C
2-BUTANONE		0.57	UJ	C	0.57	UJ	C	0.57	UJ	C	0.57	UJ	C
2-CHLOROETHYL VINYL ETHER		0.99	U		0.99	U		0.99	U		0.99	U	
2-CHLOROTOLUENE		0.11	U		0.11	U		0.11	U		0.11	U	
2-HEXANONE		0.41	U		0.41	U		0.41	U		0.41	U	
4-CHLOROTOLUENE		0.18	U		0.18	U		0.18	U		0.18	U	
4-ISOPROPYLTOLUENE		0.12	U		0.12	U		0.12	U		0.12	U	
4-METHYL-2-PENTANONE		0.32	UJ	C	0.32	UJ	C	0.32	UJ	C	0.32	UJ	C
ACETONE		5	U	B	2.7	U	B	1.5	U	B	1.2	U	B
BENZENE		0.13	U		0.13	U		0.13	U		0.13	U	
BROMOBENZENE		0.13	U		0.13	U		0.13	U		0.13	U	
BROMOCHLOROMETHANE		0.29	UJ	C	0.29	UJ	C	0.29	UJ	C	0.29	UJ	C
BROMODICHLOROMETHANE		0.15	U		0.15	U		0.15	U		0.15	U	
BROMOFORM		0.64	U		0.64	U		0.64	U		0.64	U	
BROMOMETHANE		0.41	U		0.41	U		0.41	U		0.41	U	

PROJ_NO: 06183	NSAMPLE	MSA-SW37A-061014			MSA-SW37B-061014			MSA-SW37C-061014			MSA-SW37D-061014		
SDG: 240-38336-1	LAB_ID	240-38336-1			240-38336-2			240-38336-3			240-38336-4		
FRACTION: OV	SAMP_DATE	6/10/2014			6/10/2014			6/10/2014			6/10/2014		
MEDIA: WATER	QC_TYPE	NM			NM			NM			NM		
	UNITS	UG/L			UG/L			UG/L			UG/L		
	PCT_SOLIDS	0.0			0.0			0.0			0.0		
	DUP_OF												
PARAMETER		RESULT	VQL	QLCD	RESULT	VQL	QLCD	RESULT	VQL	QLCD	RESULT	VQL	QLCD
1,1,1,2-TETRACHLOROETHANE		0.23	U		0.23	U		0.23	U		0.23	U	
1,1,1-TRICHLOROETHANE		0.22	U		0.22	U		0.22	U		0.22	U	
1,1,2,2-TETRACHLOROETHANE		0.18	U		0.18	U		0.18	U		0.18	U	
1,1,2-TRICHLOROTRIFLUOROETHANE		0.28	UJ	C	0.28	UJ	C	0.28	UJ	C	0.28	UJ	C
1,1-DICHLOROETHANE		0.15	U		0.15	U		0.15	U		0.15	U	
1,1-DICHLOROETHENE		0.19	U		0.19	U		0.19	U		0.19	U	
1,1-DICHLOROPROPENE		0.13	U		0.13	U		0.13	U		0.13	U	
1,2,3-TRICHLOROBENZENE		0.17	U		0.17	U		0.17	U		0.17	U	
1,2,3-TRICHLOROPROPANE		0.43	U		0.43	U		0.43	U		0.43	U	
1,2,3-TRIMETHYLBENZENE		0.0059	U		0.0059	U		0.0059	U		0.0059	U	
1,2,4-TRICHLOROBENZENE		0.15	U		0.15	U		0.15	U		0.15	U	
1,2,4-TRIMETHYLBENZENE		0.12	U		0.12	U		0.12	U		0.12	U	
1,2-DIBROMO-3-CHLOROPROPANE		0.67	U		0.67	U		0.67	U		0.67	U	
1,2-DIBROMOETHANE		0.24	U		0.24	U		0.24	U		0.24	U	
1,2-DICHLOROBENZENE		0.13	U		0.13	U		0.13	U		0.13	U	
1,2-DICHLOROETHANE		0.22	U		0.22	U		0.22	U		0.22	U	
1,2-DICHLOROPROPANE		0.18	U		0.18	U		0.18	U		0.18	U	
1,3-DICHLOROBENZENE		0.14	U		0.14	U		0.14	U		0.14	U	
1,3-DICHLOROPROPANE		0.16	U		0.16	U		0.16	U		0.16	U	
1,4-DICHLOROBENZENE		0.13	U		0.13	U		0.13	U		0.13	U	
2,2-DICHLOROPROPANE		0.13	UJ	C	0.13	UJ	C	0.13	UJ	C	0.13	UJ	C
2-BUTANONE		0.57	U		0.57	U		0.57	U		0.57	U	
2-CHLOROETHYL VINYL ETHER		0.99	U		0.99	U		0.99	U		0.99	U	
2-CHLOROTOLUENE		0.11	U		0.11	U		0.11	U		0.11	U	
2-HEXANONE		0.41	U		0.41	U		0.41	U		0.41	U	
4-CHLOROTOLUENE		0.18	U		0.18	U		0.18	U		0.18	U	
4-ISOPROPYLTOLUENE		0.12	U		0.12	U		0.12	U		0.12	U	
4-METHYL-2-PENTANONE		0.32	U		0.32	U		0.32	U		0.32	U	
ACETONE		2.1	U	B	1.1	U		1.4	U	B	2.1	U	B
BENZENE		0.13	U		0.13	U		0.13	U		0.13	U	
BROMOBENZENE		0.13	U		0.13	U		0.13	U		0.13	U	
BROMOCHLOROMETHANE		0.29	U		0.29	U		0.29	U		0.29	U	
BROMODICHLOROMETHANE		0.15	U		0.15	U		0.15	U		0.15	U	
BROMOFORM		0.64	U		0.64	U		0.64	U		0.64	U	
BROMOMETHANE		0.41	U		0.41	U		0.41	U		0.41	U	

PROJ_NO: 06183	NSAMPLE	MSA-SW38A-061014			MSA-SW38B-061014			MSA-SW38C-061014			MSA-SW38D-061014		
SDG: 240-38336-1	LAB_ID	240-38336-5			240-38336-6			240-38336-7			240-38336-8		
FRACTION: OV	SAMP_DATE	6/10/2014			6/10/2014			6/10/2014			6/10/2014		
MEDIA: WATER	QC_TYPE	NM			NM			NM			NM		
	UNITS	UG/L			UG/L			UG/L			UG/L		
	PCT_SOLIDS	0.0			0.0			0.0			0.0		
	DUP_OF												
PARAMETER	RESULT	VQL	QLCD	RESULT	VQL	QLCD	RESULT	VQL	QLCD	RESULT	VQL	QLCD
1,1,1,2-TETRACHLOROETHANE	0.23	U		0.23	U		0.23	U		0.23	U	
1,1,1-TRICHLOROETHANE	0.22	U		0.22	U		0.22	U		0.22	U	
1,1,2,2-TETRACHLOROETHANE	0.18	U		0.18	U		0.18	U		0.18	U	
1,1,2-TRICHLOROTRIFLUOROETHANE	0.28	UJ	C	0.28	UJ	C	0.28	UJ	C	0.28	UJ	C
1,1-DICHLOROETHANE	0.15	U		0.15	U		0.15	U		0.15	U	
1,1-DICHLOROETHENE	0.6	J	P	0.19	U		0.19	U		0.19	U	
1,1-DICHLOROPROPENE	0.13	U		0.13	U		0.13	U		0.13	U	
1,2,3-TRICHLOROBENZENE	0.17	U		0.17	U		0.17	U		0.17	U	
1,2,3-TRICHLOROPROPANE	0.43	U		0.43	U		0.43	U		0.43	U	
1,2,3-TRIMETHYLBENZENE	0.0059	U		0.0059	U		0.0059	U		0.0059	U	
1,2,4-TRICHLOROBENZENE	0.15	U		0.15	U		0.15	U		0.15	U	
1,2,4-TRIMETHYLBENZENE	0.12	U		0.12	U		0.12	U		0.12	U	
1,2-DIBROMO-3-CHLOROPROPANE	0.67	U		0.67	U		0.67	U		0.67	U	
1,2-DIBROMOETHANE	0.24	U		0.24	U		0.24	U		0.24	U	
1,2-DICHLOROBENZENE	0.24	J	P	0.13	U		0.13	U		0.13	U	
1,2-DICHLOROETHANE	0.22	U		0.22	U		0.22	U		0.22	U	
1,2-DICHLOROPROPANE	0.18	U		0.18	U		0.18	U		0.18	U	
1,3-DICHLOROBENZENE	0.66	J	P	0.14	U		0.14	U		0.14	U	
1,3-DICHLOROPROPANE	0.16	U		0.16	U		0.16	U		0.16	U	
1,4-DICHLOROBENZENE	4			0.13	U		0.13	U		0.13	U	
2,2-DICHLOROPROPANE	0.13	UJ	C	0.13	UJ	C	0.13	UJ	C	0.13	UJ	C
2-BUTANONE	0.57	U		0.57	U		0.57	U		0.57	U	
2-CHLOROETHYL VINYL ETHER	0.99	U		0.99	U		0.99	U		0.99	U	
2-CHLOROTOLUENE	0.11	U		0.11	U		0.11	U		0.11	U	
2-HEXANONE	0.41	U		0.41	U		0.41	U		0.41	U	
4-CHLOROTOLUENE	0.18	U		0.18	U		0.18	U		0.18	U	
4-ISOPROPYLTOLUENE	0.12	U		0.12	U		0.12	U		0.12	U	
4-METHYL-2-PENTANONE	0.32	U		0.32	U		0.32	U		0.32	U	
ACETONE	2.2	U	B	2.2	U	B	1.1	U		1.6	U	B
BENZENE	0.13	U		0.13	U		0.13	U		0.13	U	
BROMOBENZENE	0.13	U		0.13	U		0.13	U		0.13	U	
BROMOCHLOROMETHANE	0.29	U		0.29	U		0.29	U		0.29	U	
BROMODICHLOROMETHANE	0.15	U		0.15	U		0.15	U		0.15	U	
BROMOFORM	0.64	U		0.64	U		0.64	U		0.64	U	
BROMOMETHANE	0.41	U		0.41	U		0.41	U		0.41	U	

PROJ_NO: 06183	NSAMPLE	MSA-SW39A-061014			MSA-SW39B-061014			MSA-SW39C-061014			MSA-SW39D-061014		
SDG: 240-38336-1	LAB_ID	240-38336-9			240-38336-10			240-38336-11			240-38336-12		
FRACTION: OV	SAMP_DATE	6/10/2014			6/10/2014			6/10/2014			6/10/2014		
MEDIA: WATER	QC_TYPE	NM			NM			NM			NM		
	UNITS	UG/L			UG/L			UG/L			UG/L		
	PCT_SOLIDS	0.0			0.0			0.0			0.0		
	DUP_OF												
PARAMETER	RESULT	VQL	QLCD	RESULT	VQL	QLCD	RESULT	VQL	QLCD	RESULT	VQL	QLCD
1,1,1,2-TETRACHLOROETHANE	0.23	U		0.23	U		0.23	U		0.23	U	
1,1,1-TRICHLOROETHANE	0.22	U		0.22	U		0.22	U		0.22	U	
1,1,2,2-TETRACHLOROETHANE	0.18	U		0.18	U		0.18	U		0.18	U	
1,1,2-TRICHLOROTRIFLUOROETHANE	0.28	UJ	C	0.28	UJ	C	0.28	UJ	C	0.28	UJ	C
1,1-DICHLOROETHANE	0.15	U		0.15	U		0.15	U		0.15	U	
1,1-DICHLOROETHENE	0.19	U		0.19	U		0.19	U		0.19	U	
1,1-DICHLOROPROPENE	0.13	U		0.13	U		0.13	U		0.13	U	
1,2,3-TRICHLOROBENZENE	0.17	U		0.17	U		0.17	U		0.17	U	
1,2,3-TRICHLOROPROPANE	0.43	U		0.43	U		0.43	U		0.43	U	
1,2,3-TRIMETHYLBENZENE	0.0059	U		0.0059	U		0.0059	U		0.0059	U	
1,2,4-TRICHLOROBENZENE	0.15	U		0.15	U		0.15	U		0.15	U	
1,2,4-TRIMETHYLBENZENE	0.12	U		0.12	U		0.12	U		0.12	U	
1,2-DIBROMO-3-CHLOROPROPANE	0.67	U		0.67	U		0.67	U		0.67	U	
1,2-DIBROMOETHANE	0.24	U		0.24	U		0.24	U		0.24	U	
1,2-DICHLOROBENZENE	0.13	U		0.13	U		0.13	U		0.13	U	
1,2-DICHLOROETHANE	0.22	U		0.22	U		0.22	U		0.22	U	
1,2-DICHLOROPROPANE	0.18	U		0.18	U		0.18	U		0.18	U	
1,3-DICHLOROBENZENE	0.14	U		0.14	U		0.14	U		0.14	U	
1,3-DICHLOROPROPANE	0.16	U		0.16	U		0.16	U		0.16	U	
1,4-DICHLOROBENZENE	0.13	U		0.13	U		0.13	U		0.13	U	
2,2-DICHLOROPROPANE	0.13	UJ	C	0.13	UJ	C	0.13	UJ	C	0.13	UJ	C
2-BUTANONE	0.57	U		0.57	U		0.57	U		0.57	U	
2-CHLOROETHYL VINYL ETHER	0.99	U		0.99	U		0.99	U		0.99	U	
2-CHLOROTOLUENE	0.11	U		0.11	U		0.11	U		0.11	U	
2-HEXANONE	0.41	U		0.41	U		0.41	U		0.41	U	
4-CHLOROTOLUENE	0.18	U		0.18	U		0.18	U		0.18	U	
4-ISOPROPYLTOLUENE	0.12	U		0.12	U		0.12	U		0.12	U	
4-METHYL-2-PENTANONE	0.32	U		0.32	U		0.32	U		0.32	U	
ACETONE	3.3	U	B	1.1	U		1.2	U	B	2.2	U	B
BENZENE	0.13	U		0.13	U		0.13	U		0.13	U	
BROMOBENZENE	0.13	U		0.13	U		0.13	U		0.13	U	
BROMOCHLOROMETHANE	0.29	U		0.29	U		0.29	U		0.29	U	
BROMODICHLOROMETHANE	0.15	U		0.15	U		0.15	U		0.15	U	
BROMOFORM	0.64	U		0.64	U		0.64	U		0.64	U	
BROMOMETHANE	0.41	U		0.41	U		0.41	U		0.41	U	

PROJ_NO: 06183	NSAMPLE	MSA-SW40A-061014			MSA-SW40B-061014			MSA-SW40C-061014			MSA-SW40D-061014		
SDG: 240-38336-1	LAB_ID	240-38336-13			240-38336-14			240-38336-15			240-38336-16		
FRACTION: OV	SAMP_DATE	6/10/2014			6/10/2014			6/10/2014			6/10/2014		
MEDIA: WATER	QC_TYPE	NM			NM			NM			NM		
	UNITS	UG/L			UG/L			UG/L			UG/L		
	PCT_SOLIDS	0.0			0.0			0.0			0.0		
	DUP_OF												
PARAMETER	RESULT	VQL	QLCD	RESULT	VQL	QLCD	RESULT	VQL	QLCD	RESULT	VQL	QLCD
1,1,1,2-TETRACHLOROETHANE	0.23	U		0.23	U		0.23	U		0.23	U	
1,1,1-TRICHLOROETHANE	0.22	U		0.22	U		0.22	U		0.22	U	
1,1,2,2-TETRACHLOROETHANE	0.18	U		0.18	U		0.18	U		0.18	U	
1,1,2-TRICHLOROTRIFLUOROETHANE	0.28	UJ	C	0.28	UJ	C	0.28	UJ	C	0.28	UJ	C
1,1-DICHLOROETHANE	0.15	U		0.15	U		0.15	U		0.15	U	
1,1-DICHLOROETHENE	0.19	U		0.19	U		0.19	U		0.19	U	
1,1-DICHLOROPROPENE	0.13	U		0.13	U		0.13	U		0.13	U	
1,2,3-TRICHLOROBENZENE	0.17	U		0.17	U		0.17	U		0.17	U	
1,2,3-TRICHLOROPROPANE	0.43	U		0.43	U		0.43	U		0.43	U	
1,2,3-TRIMETHYLBENZENE	0.0059	U		0.0059	U		0.0059	U		0.0059	U	
1,2,4-TRICHLOROBENZENE	0.15	U		0.15	U		0.15	U		0.15	U	
1,2,4-TRIMETHYLBENZENE	0.12	U		0.12	U		0.12	U		0.12	U	
1,2-DIBROMO-3-CHLOROPROPANE	0.67	U		0.67	U		0.67	U		0.67	U	
1,2-DIBROMOETHANE	0.24	U		0.24	U		0.24	U		0.24	U	
1,2-DICHLOROBENZENE	0.13	U		0.13	U		0.13	U		0.13	U	
1,2-DICHLOROETHANE	0.22	U		0.22	U		0.22	U		0.22	U	
1,2-DICHLOROPROPANE	0.18	U		0.18	U		0.18	U		0.18	U	
1,3-DICHLOROBENZENE	0.14	U		0.14	U		0.14	U		0.14	U	
1,3-DICHLOROPROPANE	0.16	U		0.16	U		0.16	U		0.16	U	
1,4-DICHLOROBENZENE	0.13	U		0.13	U		0.13	U		0.13	U	
2,2-DICHLOROPROPANE	0.13	UJ	C	0.13	UJ	C	0.13	UJ	C	0.13	UJ	C
2-BUTANONE	0.57	U		0.57	U		0.57	U		0.57	U	
2-CHLOROETHYL VINYL ETHER	0.99	U		0.99	U		0.99	U		0.99	U	
2-CHLOROTOLUENE	0.11	U		0.11	U		0.11	U		0.11	U	
2-HEXANONE	0.41	U		0.41	U		0.41	U		0.41	U	
4-CHLOROTOLUENE	0.18	U		0.18	U		0.18	U		0.18	U	
4-ISOPROPYLTOLUENE	0.12	U		0.12	U		0.12	U		0.12	U	
4-METHYL-2-PENTANONE	0.32	U		0.32	U		0.32	U		0.32	U	
ACETONE	1.9	U	B	1.1	U		4.5	U	B	1.3	U	B
BENZENE	0.13	U		0.13	U		0.13	U		0.13	U	
BROMOBENZENE	0.13	U		0.13	U		0.13	U		0.13	U	
BROMOCHLOROMETHANE	0.29	U		0.29	U		0.29	U		0.29	U	
BROMODICHLOROMETHANE	0.15	U		0.15	U		0.15	U		0.15	U	
BROMOFORM	0.64	U		0.64	U		0.64	U		0.64	U	
BROMOMETHANE	0.41	U		0.41	U		0.41	U		0.41	U	

PROJ_NO: 06183	NSAMPLE	MSA-SW41A-061014			MSA-SW41B-061014			MSA-SW41C-061014			MSA-SW41D-061014		
SDG: 240-38336-1	LAB_ID	240-38336-17			240-38336-18			240-38336-19			240-38336-20		
FRACTION: OV	SAMP_DATE	6/10/2014			6/10/2014			6/10/2014			6/10/2014		
MEDIA: WATER	QC_TYPE	NM			NM			NM			NM		
	UNITS	UG/L			UG/L			UG/L			UG/L		
	PCT_SOLIDS	0.0			0.0			0.0			0.0		
	DUP_OF												
PARAMETER	RESULT	VQL	QLCD	RESULT	VQL	QLCD	RESULT	VQL	QLCD	RESULT	VQL	QLCD
1,1,1,2-TETRACHLOROETHANE	0.23	U		0.23	U		0.23	U		0.23	U	
1,1,1-TRICHLOROETHANE	0.22	U		0.22	U		0.22	U		0.22	U	
1,1,2,2-TETRACHLOROETHANE	0.18	U		0.18	U		0.18	U		0.18	U	
1,1,2-TRICHLOROTRIFLUOROETHANE	0.28	UJ	C	0.28	UJ	C	0.28	UJ	C	0.28	UJ	C
1,1-DICHLOROETHANE	0.15	U		0.15	U		0.15	U		0.15	U	
1,1-DICHLOROETHENE	0.19	U		0.19	U		0.19	U		0.19	U	
1,1-DICHLOROPROPENE	0.13	U		0.13	U		0.13	U		0.13	U	
1,2,3-TRICHLOROBENZENE	0.17	U		0.17	U		0.17	U		0.17	U	
1,2,3-TRICHLOROPROPANE	0.43	U		0.43	U		0.43	U		0.43	U	
1,2,3-TRIMETHYLBENZENE	0.0059	U		0.0059	U		0.0059	U		0.0059	U	
1,2,4-TRICHLOROBENZENE	0.15	U		0.15	U		0.15	U		0.15	U	
1,2,4-TRIMETHYLBENZENE	0.12	U		0.12	U		0.12	U		0.12	U	
1,2-DIBROMO-3-CHLOROPROPANE	0.67	U		0.67	U		0.67	U		0.67	U	
1,2-DIBROMOETHANE	0.24	U		0.24	U		0.24	U		0.24	U	
1,2-DICHLOROBENZENE	0.13	U		0.13	U		0.13	U		0.13	U	
1,2-DICHLOROETHANE	0.22	U		0.22	U		0.22	U		0.22	U	
1,2-DICHLOROPROPANE	0.18	U		0.18	U		0.18	U		0.18	U	
1,3-DICHLOROBENZENE	0.14	U		0.14	U		0.14	U		0.14	U	
1,3-DICHLOROPROPANE	0.16	U		0.16	U		0.16	U		0.16	U	
1,4-DICHLOROBENZENE	0.13	U		0.13	U		0.13	U		0.13	U	
2,2-DICHLOROPROPANE	0.13	UJ	C	0.13	UJ	C	0.13	UJ	C	0.13	UJ	C
2-BUTANONE	0.57	U		0.57	U		0.57	U		0.57	U	
2-CHLOROETHYL VINYL ETHER	0.99	U		0.99	U		0.99	U		0.99	U	
2-CHLOROTOLUENE	0.11	U		0.11	U		0.11	U		0.11	U	
2-HEXANONE	0.41	U		0.41	U		0.41	U		0.41	U	
4-CHLOROTOLUENE	0.18	U		0.18	U		0.18	U		0.18	U	
4-ISOPROPYLTOLUENE	0.12	U		0.12	U		0.12	U		0.12	U	
4-METHYL-2-PENTANONE	0.32	U		0.32	U		0.32	U		0.32	U	
ACETONE	2	U	B	3.3	U	B	1.1	U		1.2	U	B
BENZENE	0.13	U		0.13	U		0.13	U		0.13	U	
BROMOBENZENE	0.13	U		0.13	U		0.13	U		0.13	U	
BROMOCHLOROMETHANE	0.29	U		0.29	U		0.29	U		0.29	U	
BROMODICHLOROMETHANE	0.15	U		0.15	U		0.15	U		0.15	U	
BROMOFORM	0.64	U		0.64	U		0.64	U		0.64	U	
BROMOMETHANE	0.41	U		0.41	U		0.41	U		0.41	U	

PROJ_NO: 06183	NSAMPLE	MSA-SW42A-061014			MSA-SW42B-061014			MSA-SW42C-061014			MSA-SW42D-061014		
SDG: 240-38336-1	LAB_ID	240-38336-21			240-38336-22			240-38336-23			240-38336-24		
FRACTION: OV	SAMP_DATE	6/10/2014			6/10/2014			6/10/2014			6/10/2014		
MEDIA: WATER	QC_TYPE	NM			NM			NM			NM		
	UNITS	UG/L			UG/L			UG/L			UG/L		
	PCT_SOLIDS	0.0			0.0			0.0			0.0		
	DUP_OF												
PARAMETER		RESULT	VQL	QLCD	RESULT	VQL	QLCD	RESULT	VQL	QLCD	RESULT	VQL	QLCD
1,1,1,2-TETRACHLOROETHANE		0.23	U		0.23	U		0.23	U		0.23	U	
1,1,1-TRICHLOROETHANE		0.22	UJ	C	0.22	UJ	C	0.22	UJ	C	0.22	UJ	C
1,1,2,2-TETRACHLOROETHANE		0.18	U		0.18	U		0.18	U		0.18	U	
1,1,2-TRICHLOROTRIFLUOROETHANE		0.28	UJ	C	0.28	UJ	C	0.28	UJ	C	0.28	UJ	C
1,1-DICHLOROETHANE		0.15	U		0.15	U		0.15	U		0.15	U	
1,1-DICHLOROETHENE		0.19	U		0.19	U		0.19	U		0.19	U	
1,1-DICHLOROPROPENE		0.13	U		0.13	U		0.13	U		0.13	U	
1,2,3-TRICHLOROBENZENE		0.17	U		0.17	U		0.17	U		0.17	U	
1,2,3-TRICHLOROPROPANE		0.43	U		0.43	U		0.43	U		0.43	U	
1,2,3-TRIMETHYLBENZENE		0.0059	U		0.0059	U		0.0059	U		0.0059	U	
1,2,4-TRICHLOROBENZENE		0.15	U		0.15	U		0.15	U		0.15	U	
1,2,4-TRIMETHYLBENZENE		0.12	U		0.12	U		0.12	U		0.12	U	
1,2-DIBROMO-3-CHLOROPROPANE		0.67	U		0.67	U		0.67	U		0.67	U	
1,2-DIBROMOETHANE		0.24	U		0.24	U		0.24	U		0.24	U	
1,2-DICHLOROBENZENE		0.13	U		0.13	U		0.13	U		0.13	U	
1,2-DICHLOROETHANE		0.22	U		0.22	U		0.22	U		0.22	U	
1,2-DICHLOROPROPANE		0.18	U		0.18	U		0.18	U		0.18	U	
1,3-DICHLOROBENZENE		0.14	U		0.14	U		0.14	U		0.14	U	
1,3-DICHLOROPROPANE		0.16	U		0.16	U		0.16	U		0.16	U	
1,4-DICHLOROBENZENE		0.13	U		0.13	U		0.13	U		0.13	U	
2,2-DICHLOROPROPANE		0.13	UJ	C	0.13	UJ	C	0.13	UJ	C	0.13	UJ	C
2-BUTANONE		0.57	U		0.57	U		0.57	U		0.57	U	
2-CHLOROETHYL VINYL ETHER		0.99	U		0.99	U		0.99	U		0.99	U	
2-CHLOROTOLUENE		0.11	U		0.11	U		0.11	U		0.11	U	
2-HEXANONE		0.41	U		0.41	U		0.41	U		0.41	U	
4-CHLOROTOLUENE		0.18	U		0.18	U		0.18	U		0.18	U	
4-ISOPROPYLTOLUENE		0.12	U		0.12	U		0.12	U		0.12	U	
4-METHYL-2-PENTANONE		0.32	U		0.32	U		0.32	U		0.32	U	
ACETONE		1.1	U		1.4	U	A	1.3	U	A	2.6	U	A
BENZENE		0.13	U		0.13	U		0.13	U		0.13	U	
BROMOBENZENE		0.13	U		0.13	U		0.13	U		0.13	U	
BROMOCHLOROMETHANE		0.29	U		0.29	U		0.29	U		0.29	U	
BROMODICHLOROMETHANE		0.15	U		0.15	U		0.15	U		0.15	U	
BROMOFORM		0.64	U		0.64	U		0.64	U		0.64	U	
BROMOMETHANE		0.41	U		0.41	U		0.41	U		0.41	U	

PROJ_NO: 06183	NSAMPLE	MSA-SW43A-061014			MSA-SW43B-061014			MSA-SW43C-061014			MSA-SW43D-061014		
SDG: 240-38336-1	LAB_ID	240-38336-25			240-38336-26			240-38336-27			240-38336-28		
FRACTION: OV	SAMP_DATE	6/10/2014			6/10/2014			6/10/2014			6/10/2014		
MEDIA: WATER	QC_TYPE	NM			NM			NM			NM		
	UNITS	UG/L			UG/L			UG/L			UG/L		
	PCT_SOLIDS	0.0			0.0			0.0			0.0		
	DUP_OF												
PARAMETER	RESULT	VQL	QLCD	RESULT	VQL	QLCD	RESULT	VQL	QLCD	RESULT	VQL	QLCD
1,1,1,2-TETRACHLOROETHANE	0.23	U		0.23	U		0.23	U		0.23	U	
1,1,1-TRICHLOROETHANE	0.22	UJ	C	0.22	UJ	C	0.22	UJ	C	0.22	UJ	C
1,1,2,2-TETRACHLOROETHANE	0.18	U		0.18	U		0.18	U		0.18	U	
1,1,2-TRICHLOROTRIFLUOROETHANE	0.28	UJ	C	0.28	UJ	C	0.28	UJ	C	0.28	UJ	C
1,1-DICHLOROETHANE	0.15	U		0.15	U		0.15	U		0.15	U	
1,1-DICHLOROETHENE	0.19	U		0.19	U		0.19	U		0.19	U	
1,1-DICHLOROPROPENE	0.13	U		0.13	U		0.13	U		0.13	U	
1,2,3-TRICHLOROBENZENE	0.17	U		0.17	U		0.17	U		0.17	U	
1,2,3-TRICHLOROPROPANE	0.43	U		0.43	U		0.43	U		0.43	U	
1,2,3-TRIMETHYLBENZENE	0.0059	U		0.0059	U		0.0059	U		0.0059	U	
1,2,4-TRICHLOROBENZENE	0.15	U		0.15	U		0.15	U		0.15	U	
1,2,4-TRIMETHYLBENZENE	0.12	U		0.12	U		0.12	U		0.12	U	
1,2-DIBROMO-3-CHLOROPROPANE	0.67	U		0.67	U		0.67	U		0.67	U	
1,2-DIBROMOETHANE	0.24	U		0.24	U		0.24	U		0.24	U	
1,2-DICHLOROBENZENE	0.13	U		0.13	U		0.13	U		0.13	U	
1,2-DICHLOROETHANE	0.22	U		0.22	U		0.22	U		0.22	U	
1,2-DICHLOROPROPANE	0.18	U		0.18	U		0.18	U		0.18	U	
1,3-DICHLOROBENZENE	0.14	U		0.14	U		0.14	U		0.14	U	
1,3-DICHLOROPROPANE	0.16	U		0.16	U		0.16	U		0.16	U	
1,4-DICHLOROBENZENE	0.13	U		0.13	U		0.13	U		0.13	U	
2,2-DICHLOROPROPANE	0.13	UJ	C	0.13	UJ	C	0.13	UJ	C	0.13	UJ	C
2-BUTANONE	0.57	U		0.57	U		0.57	U		0.57	U	
2-CHLOROETHYL VINYL ETHER	0.99	U		0.99	U		0.99	U		0.99	U	
2-CHLOROTOLUENE	0.11	U		0.11	U		0.11	U		0.11	U	
2-HEXANONE	0.41	U		0.41	U		0.41	U		0.41	U	
4-CHLOROTOLUENE	0.18	U		0.18	U		0.18	U		0.18	U	
4-ISOPROPYLTOLUENE	0.12	U		0.12	U		0.12	U		0.12	U	
4-METHYL-2-PENTANONE	0.32	U		0.32	U		0.32	U		0.32	U	
ACETONE	1.7	U	A	1.4	U	A	1.1	U		3.1	U	A
BENZENE	0.13	U		0.13	U		0.13	U		0.13	U	
BROMOBENZENE	0.13	U		0.13	U		0.13	U		0.13	U	
BROMOCHLOROMETHANE	0.29	U		0.29	U		0.29	U		0.29	U	
BROMODICHLOROMETHANE	0.15	U		0.15	U		0.15	U		0.15	U	
BROMOFORM	0.64	U		0.64	U		0.64	U		0.64	U	
BROMOMETHANE	0.41	U		0.41	U		0.41	U		0.41	U	

PROJ_NO: 06183	NSAMPLE	MSA-SW44A-061014			MSA-SW44B-061014			MSA-SW44C-061014			MSA-SW44D-061014		
SDG: 240-38336-1	LAB_ID	240-38336-29			240-38336-30			240-38336-31			240-38336-32		
FRACTION: OV	SAMP_DATE	6/10/2014			6/10/2014			6/10/2014			6/10/2014		
MEDIA: WATER	QC_TYPE	NM			NM			NM			NM		
	UNITS	UG/L			UG/L			UG/L			UG/L		
	PCT_SOLIDS	0.0			0.0			0.0			0.0		
	DUP_OF												
PARAMETER		RESULT	VQL	QLCD	RESULT	VQL	QLCD	RESULT	VQL	QLCD	RESULT	VQL	QLCD
1,1,1,2-TETRACHLOROETHANE		0.23	U		0.23	U		0.23	U		0.23	U	
1,1,1-TRICHLOROETHANE		0.22	UJ	C	0.22	UJ	C	0.22	UJ	C	0.22	UJ	C
1,1,2,2-TETRACHLOROETHANE		0.18	U		0.18	U		0.18	U		0.18	U	
1,1,2-TRICHLOROTRIFLUOROETHANE		0.28	UJ	C	0.28	UJ	C	0.28	UJ	C	0.28	UJ	C
1,1-DICHLOROETHANE		0.15	U		0.15	U		0.15	U		0.15	U	
1,1-DICHLOROETHENE		0.19	U		0.19	U		0.19	U		0.19	U	
1,1-DICHLOROPROPENE		0.13	U		0.13	U		0.13	U		0.13	U	
1,2,3-TRICHLOROBENZENE		0.17	U		0.17	U		0.17	U		0.17	U	
1,2,3-TRICHLOROPROPANE		0.43	U		0.43	U		0.43	U		0.43	U	
1,2,3-TRIMETHYLBENZENE		0.0059	U		0.0059	U		0.0059	U		0.0059	U	
1,2,4-TRICHLOROBENZENE		0.15	U		0.15	U		0.15	U		0.15	U	
1,2,4-TRIMETHYLBENZENE		0.12	U		0.12	U		0.12	U		0.12	U	
1,2-DIBROMO-3-CHLOROPROPANE		0.67	U		0.67	U		0.67	U		0.67	U	
1,2-DIBROMOETHANE		0.24	U		0.24	U		0.24	U		0.24	U	
1,2-DICHLOROBENZENE		0.13	U		0.13	U		0.13	U		0.13	U	
1,2-DICHLOROETHANE		0.22	U		0.22	U		0.22	U		0.22	U	
1,2-DICHLOROPROPANE		0.18	U		0.18	U		0.18	U		0.18	U	
1,3-DICHLOROBENZENE		0.14	U		0.14	U		0.14	U		0.14	U	
1,3-DICHLOROPROPANE		0.16	U		0.16	U		0.16	U		0.16	U	
1,4-DICHLOROBENZENE		0.13	U		0.13	U		0.13	U		0.13	U	
2,2-DICHLOROPROPANE		0.13	UJ	C	0.13	UJ	C	0.13	UJ	C	0.13	UJ	C
2-BUTANONE		0.57	U		0.57	U		0.57	U		0.57	U	
2-CHLOROETHYL VINYL ETHER		0.99	U		0.99	U		0.99	U		0.99	U	
2-CHLOROTOLUENE		0.11	U		0.11	U		0.11	U		0.11	U	
2-HEXANONE		0.41	U		0.41	U		0.41	U		0.41	U	
4-CHLOROTOLUENE		0.18	U		0.18	U		0.18	U		0.18	U	
4-ISOPROPYLTOLUENE		0.12	U		0.12	U		0.12	U		0.12	U	
4-METHYL-2-PENTANONE		0.32	U		0.32	U		0.32	U		0.32	U	
ACETONE		1.5	U	A	1.1	U		1.7	U	A	2.6	U	A
BENZENE		0.13	U		0.13	U		0.13	U		0.13	U	
BROMOBENZENE		0.13	U		0.13	U		0.13	U		0.13	U	
BROMOCHLOROMETHANE		0.29	U		0.29	U		0.29	U		0.29	U	
BROMODICHLOROMETHANE		0.15	U		0.15	U		0.15	U		0.15	U	
BROMOFORM		0.64	U		0.64	U		0.64	U		0.64	U	
BROMOMETHANE		0.41	U		0.41	U		0.41	U		0.41	U	

PROJ_NO: 06183	NSAMPLE	MSA-SW45A-061014			MSA-SW45B-061014			MSA-SW45C-061014			MSA-SW45D-061014		
SDG: 240-38336-1	LAB_ID	240-38336-33			240-38336-34			240-38336-35			240-38336-36		
FRACTION: OV	SAMP_DATE	6/10/2014			6/10/2014			6/10/2014			6/10/2014		
MEDIA: WATER	QC_TYPE	NM			NM			NM			NM		
	UNITS	UG/L			UG/L			UG/L			UG/L		
	PCT_SOLIDS	0.0			0.0			0.0			0.0		
	DUP_OF												
PARAMETER		RESULT	VQL	QLCD	RESULT	VQL	QLCD	RESULT	VQL	QLCD	RESULT	VQL	QLCD
1,1,1,2-TETRACHLOROETHANE		0.23	U		0.23	U		0.23	U		0.23	U	
1,1,1-TRICHLOROETHANE		0.22	UJ	C	0.22	UJ	C	0.22	UJ	C	0.22	UJ	C
1,1,2,2-TETRACHLOROETHANE		0.18	U		0.18	U		0.18	U		0.18	U	
1,1,2-TRICHLOROTRIFLUOROETHANE		0.28	UJ	C	0.28	UJ	C	0.28	UJ	C	0.28	UJ	C
1,1-DICHLOROETHANE		0.15	U		0.15	U		0.15	U		0.15	U	
1,1-DICHLOROETHENE		0.19	U		0.19	U		0.19	U		0.19	U	
1,1-DICHLOROPROPENE		0.13	U		0.13	U		0.13	U		0.13	U	
1,2,3-TRICHLOROBENZENE		0.17	U		0.17	U		0.17	U		0.17	U	
1,2,3-TRICHLOROPROPANE		0.43	U		0.43	U		0.43	U		0.43	U	
1,2,3-TRIMETHYLBENZENE		0.0059	U		0.0059	U		0.0059	U		0.0059	U	
1,2,4-TRICHLOROBENZENE		0.15	U		0.15	U		0.15	U		0.15	U	
1,2,4-TRIMETHYLBENZENE		0.12	U		0.12	U		0.12	U		0.12	U	
1,2-DIBROMO-3-CHLOROPROPANE		0.67	U		0.67	U		0.67	U		0.67	U	
1,2-DIBROMOETHANE		0.24	U		0.24	U		0.24	U		0.24	U	
1,2-DICHLOROBENZENE		0.13	U		0.13	U		0.13	U		0.13	U	
1,2-DICHLOROETHANE		0.22	U		0.22	U		0.22	U		0.22	U	
1,2-DICHLOROPROPANE		0.18	U		0.18	U		0.18	U		0.18	U	
1,3-DICHLOROBENZENE		0.14	U		0.14	U		0.14	U		0.14	U	
1,3-DICHLOROPROPANE		0.16	U		0.16	U		0.16	U		0.16	U	
1,4-DICHLOROBENZENE		0.13	U		0.13	U		0.13	U		0.13	U	
2,2-DICHLOROPROPANE		0.13	UJ	C	0.13	UJ	C	0.13	UJ	C	0.13	UJ	C
2-BUTANONE		0.57	U		0.57	U		0.57	U		0.57	U	
2-CHLOROETHYL VINYL ETHER		0.99	U		0.99	U		0.99	U		0.99	U	
2-CHLOROTOLUENE		0.11	U		0.11	U		0.11	U		0.11	U	
2-HEXANONE		0.41	U		0.41	U		0.41	U		0.41	U	
4-CHLOROTOLUENE		0.18	U		0.18	U		0.18	U		0.18	U	
4-ISOPROPYLTOLUENE		0.12	U		0.12	U		0.12	U		0.12	U	
4-METHYL-2-PENTANONE		0.32	U		0.32	U		0.32	U		0.32	U	
ACETONE		1.1	U		1.1	U		1.6	U	A	1.2	U	A
BENZENE		0.13	U		0.13	U		0.13	U		0.13	U	
BROMOBENZENE		0.13	U		0.13	U		0.13	U		0.13	U	
BROMOCHLOROMETHANE		0.29	U		0.29	U		0.29	U		0.29	U	
BROMODICHLOROMETHANE		0.15	U		0.15	U		0.15	U		0.15	U	
BROMOFORM		0.64	U		0.64	U		0.64	U		0.64	U	
BROMOMETHANE		0.41	U		0.41	U		0.41	U		0.41	U	

PROJ_NO: 06183	NSAMPLE	TB-061014
SDG: 240-38336-1	LAB_ID	240-38336-41
FRACTION: OV	SAMP_DATE	6/10/2014
MEDIA: WATER	QC_TYPE	TB
	UNITS	UG/L
	PCT_SOLIDS	0.0
	DUP_OF	

PARAMETER	RESULT	VQL	QLCD
1,1,1,2-TETRACHLOROETHANE	0.23	U	
1,1,1-TRICHLOROETHANE	0.22	U	
1,1,2,2-TETRACHLOROETHANE	0.18	U	
1,1,2-TRICHLOROTRIFLUOROETHANE	0.28	UJ	C
1,1-DICHLOROETHANE	0.15	U	
1,1-DICHLOROETHENE	0.19	U	
1,1-DICHLOROPROPENE	0.13	U	
1,2,3-TRICHLOROBENZENE	0.17	U	
1,2,3-TRICHLOROPROPANE	0.43	U	
1,2,3-TRIMETHYLBENZENE	0.0059	U	
1,2,4-TRICHLOROBENZENE	0.15	U	
1,2,4-TRIMETHYLBENZENE	0.12	U	
1,2-DIBROMO-3-CHLOROPROPANE	0.67	U	
1,2-DIBROMOETHANE	0.24	U	
1,2-DICHLOROBENZENE	0.13	U	
1,2-DICHLOROETHANE	0.22	U	
1,2-DICHLOROPROPANE	0.18	U	
1,3-DICHLOROBENZENE	0.14	U	
1,3-DICHLOROPROPANE	0.16	U	
1,4-DICHLOROBENZENE	0.13	U	
2,2-DICHLOROPROPANE	0.13	UJ	C
2-BUTANONE	0.57	UJ	C
2-CHLOROETHYL VINYL ETHER	0.99	U	
2-CHLOROTOLUENE	0.11	U	
2-HEXANONE	0.41	U	
4-CHLOROTOLUENE	0.18	U	
4-ISOPROPYLTOLUENE	0.12	U	
4-METHYL-2-PENTANONE	0.32	UJ	C
ACETONE	2.3	J	P
BENZENE	0.13	U	
BROMOBENZENE	0.13	U	
BROMOCHLOROMETHANE	0.29	UJ	C
BROMODICHLOROMETHANE	0.15	U	
BROMOFORM	0.64	U	
BROMOMETHANE	0.41	U	

PROJ_NO: 06183	NSAMPLE	EL-SW01A-061014			EL-SW01B-061014			EL-SW01C-061014			EL-SW01D-061014		
SDG: 240-38336-1	LAB_ID	240-38336-37			240-38336-38			240-38336-39			240-38336-40		
FRACTION: OV	SAMP_DATE	6/10/2014			6/10/2014			6/10/2014			6/10/2014		
MEDIA: WATER	QC_TYPE	NM			NM			NM			NM		
	UNITS	UG/L			UG/L			UG/L			UG/L		
	PCT_SOLIDS	0.0			0.0			0.0			0.0		
	DUP_OF												
PARAMETER		RESULT	VQL	QLCD	RESULT	VQL	QLCD	RESULT	VQL	QLCD	RESULT	VQL	QLCD
CARBON DISULFIDE		0.13	U		0.2	U	B	0.2	U	B	0.13	U	
CARBON TETRACHLORIDE		0.13	U		0.13	U		0.13	U		0.13	U	
CHLOROBENZENE		0.15	U		0.15	U		0.15	U		0.15	U	
CHLORODIBROMOMETHANE		0.18	U		0.18	U		0.18	U		0.18	U	
CHLOROETHANE		0.29	U		0.29	U		0.29	U		0.29	U	
CHLOROFORM		0.16	U		0.16	U		0.16	U		0.16	U	
CHLOROMETHANE		0.3	U		0.3	U		0.3	U		0.3	U	
CIS-1,2-DICHLOROETHENE		0.17	U		0.17	U		0.17	U		0.17	U	
CIS-1,3-DICHLOROPROPENE		0.14	U		0.14	U		0.14	U		0.14	U	
DIBROMOMETHANE		0.28	U		0.28	U		0.28	U		0.28	U	
DICHLORODIFLUOROMETHANE		0.31	UJ	C	0.31	UJ	C	0.31	UJ	C	0.31	UJ	C
DIISOPROPYL ETHER		1.5	U		1.5	U		1.5	U		1.5	U	
ETHYL TERT-BUTYL ETHER		0.11	U		0.11	U		0.11	U		0.11	U	
ETHYLBENZENE		0.17	U		0.17	U		0.17	U		0.17	U	
HEXACHLOROBUTADIENE		0.3	U		0.3	U		0.3	U		0.3	U	
ISOPROPYLBENZENE		0.13	U		0.13	U		0.13	U		0.13	U	
M+P-XYLENES		0.24	U		0.24	U		0.24	U		0.24	U	
METHYL TERT-BUTYL ETHER		0.17	U		0.17	U		0.17	U		0.17	U	
METHYLENE CHLORIDE		0.33	U		0.33	U		0.33	U		0.33	U	
NAPHTHALENE		0.24	U		0.24	U		0.24	U		0.24	U	
N-BUTYLBENZENE		0.12	U		0.12	U		0.12	U		0.12	U	
N-PROPYLBENZENE		0.14	U		0.14	U		0.14	U		0.14	U	
O-XYLENE		0.14	U		0.14	U		0.14	U		0.14	U	
SEC-BUTYLBENZENE		0.13	U		0.13	U		0.13	U		0.13	U	
STYRENE		0.11	U		0.11	U		0.11	U		0.11	U	
TERT-AMYL METHYL ETHER		0.067	U		0.067	U		0.067	U		0.067	U	
TERT-BUTYLBENZENE		0.13	U		0.13	U		0.13	U		0.13	U	
TERTIARY-BUTYL ALCOHOL		3.9	U		3.9	U		3.9	U		3.9	U	
TETRACHLOROETHENE		0.29	U		0.29	U		0.29	U		0.29	U	
TOLUENE		0.13	U		0.13	U		0.13	U		0.13	U	
TOTAL XYLENES		0.14	U		0.14	U		0.14	U		0.14	U	
TRANS-1,2-DICHLOROETHENE		0.19	U		0.19	U		0.19	U		0.19	U	
TRANS-1,3-DICHLOROPROPENE		0.19	U		0.19	U		0.19	U		0.19	U	
TRICHLOROETHENE		0.28	J	P	0.3	J	P	0.33	J	P	0.27	J	P
TRICHLOROFLUOROMETHANE		0.21	UJ	C	0.21	UJ	C	0.21	UJ	C	0.21	UJ	C

PROJ_NO: 06183	NSAMPLE	MSA-SW37A-061014			MSA-SW37B-061014			MSA-SW37C-061014			MSA-SW37D-061014		
SDG: 240-38336-1	LAB_ID	240-38336-1			240-38336-2			240-38336-3			240-38336-4		
FRACTION: OV	SAMP_DATE	6/10/2014			6/10/2014			6/10/2014			6/10/2014		
MEDIA: WATER	QC_TYPE	NM			NM			NM			NM		
	UNITS	UG/L			UG/L			UG/L			UG/L		
	PCT_SOLIDS	0.0			0.0			0.0			0.0		
	DUP_OF												
PARAMETER		RESULT	VQL	QLCD	RESULT	VQL	QLCD	RESULT	VQL	QLCD	RESULT	VQL	QLCD
CARBON DISULFIDE		0.13	U		0.13	U		0.13	U		0.13	U	
CARBON TETRACHLORIDE		0.13	U		0.13	U		0.13	U		0.13	U	
CHLOROBENZENE		0.15	U		0.15	U		0.15	U		0.15	U	
CHLORODIBROMOMETHANE		0.18	U		0.18	U		0.18	U		0.18	U	
CHLOROETHANE		0.29	U		0.29	U		0.29	U		0.29	U	
CHLOROFORM		0.16	U		0.16	U		0.16	U		0.16	U	
CHLOROMETHANE		0.3	U		0.3	U		0.3	U		0.3	U	
CIS-1,2-DICHLOROETHENE		0.17	U		0.4	J	P	0.38	J	P	0.17	U	
CIS-1,3-DICHLOROPROPENE		0.14	U		0.14	U		0.14	U		0.14	U	
DIBROMOMETHANE		0.28	U		0.28	U		0.28	U		0.28	U	
DICHLORODIFLUOROMETHANE		0.31	UJ	C	0.31	UJ	C	0.31	UJ	C	0.31	UJ	C
DIISOPROPYL ETHER		1.5	U		1.5	U		1.5	U		1.5	U	
ETHYL TERT-BUTYL ETHER		0.11	U		0.11	U		0.11	U		0.11	U	
ETHYLBENZENE		0.17	U		0.17	U		0.17	U		0.17	U	
HEXACHLOROBUTADIENE		0.3	U		0.3	U		0.3	U		0.3	U	
ISOPROPYLBENZENE		0.13	U		0.13	U		0.13	U		0.13	U	
M+P-XYLENES		0.24	U		0.24	U		0.24	U		0.24	U	
METHYL TERT-BUTYL ETHER		0.17	U		0.17	U		0.17	U		0.17	U	
METHYLENE CHLORIDE		0.33	U		0.33	U		0.33	U		0.33	U	
NAPHTHALENE		0.24	UJ	C	0.24	UJ	C	0.24	UJ	C	0.24	UJ	C
N-BUTYLBENZENE		0.12	U		0.12	U		0.12	U		0.12	U	
N-PROPYLBENZENE		0.14	U		0.14	U		0.14	U		0.14	U	
O-XYLENE		0.14	U		0.14	U		0.14	U		0.14	U	
SEC-BUTYLBENZENE		0.13	U		0.13	U		0.13	U		0.13	U	
STYRENE		0.11	U		0.11	U		0.11	U		0.11	U	
TERT-AMYL METHYL ETHER		0.067	U		0.067	U		0.067	U		0.067	U	
TERT-BUTYLBENZENE		0.13	U		0.13	U		0.13	U		0.13	U	
TERTIARY-BUTYL ALCOHOL		3.9	UJ	C	3.9	UJ	C	3.9	UJ	C	3.9	UJ	C
TETRACHLOROETHENE		0.29	U		0.29	U		0.29	U		0.29	U	
TOLUENE		0.13	U		0.13	U		0.13	U		0.13	U	
TOTAL XYLENES		0.14	U		0.14	U		0.14	U		0.14	U	
TRANS-1,2-DICHLOROETHENE		0.19	U		0.19	U		0.19	U		0.19	U	
TRANS-1,3-DICHLOROPROPENE		0.19	U		0.19	U		0.19	U		0.19	U	
TRICHLOROETHENE		0.72	J	P	0.62	J	P	0.65	J	P	0.6	J	P
TRICHLOROFLUOROMETHANE		0.21	UJ	C	0.21	UJ	C	0.21	UJ	C	0.21	UJ	C

PROJ_NO: 06183	NSAMPLE	MSA-SW38A-061014			MSA-SW38B-061014			MSA-SW38C-061014			MSA-SW38D-061014		
SDG: 240-38336-1	LAB_ID	240-38336-5			240-38336-6			240-38336-7			240-38336-8		
FRACTION: OV	SAMP_DATE	6/10/2014			6/10/2014			6/10/2014			6/10/2014		
MEDIA: WATER	QC_TYPE	NM			NM			NM			NM		
	UNITS	UG/L			UG/L			UG/L			UG/L		
	PCT_SOLIDS	0.0			0.0			0.0			0.0		
	DUP_OF												
PARAMETER		RESULT	VQL	QLCD	RESULT	VQL	QLCD	RESULT	VQL	QLCD	RESULT	VQL	QLCD
CARBON DISULFIDE		0.13	U		0.13	U		0.13	U		0.13	U	
CARBON TETRACHLORIDE		0.13	U		0.13	U		0.13	U		0.13	U	
CHLOROBENZENE		0.18	J	P	0.15	U		0.15	U		0.15	U	
CHLORODIBROMOMETHANE		0.18	U		0.18	U		0.18	U		0.18	U	
CHLOROETHANE		0.29	U		0.29	U		0.29	U		0.29	U	
CHLOROFORM		0.16	U		0.16	U		0.16	U		0.16	U	
CHLOROMETHANE		0.3	U		0.3	U		0.3	U		0.3	U	
CIS-1,2-DICHLOROETHENE		41			0.51	J	P	0.72	J	P	0.49	J	P
CIS-1,3-DICHLOROPROPENE		0.14	U		0.14	U		0.14	U		0.14	U	
DIBROMOMETHANE		0.28	U		0.28	U		0.28	U		0.28	U	
DICHLORODIFLUOROMETHANE		0.31	UJ	C	0.31	UJ	C	0.31	UJ	C	0.31	UJ	C
DIISOPROPYL ETHER		1.5	U		1.5	U		1.5	U		1.5	U	
ETHYL TERT-BUTYL ETHER		0.11	U		0.11	U		0.11	U		0.11	U	
ETHYLBENZENE		0.17	U		0.17	U		0.17	U		0.17	U	
HEXACHLOROBUTADIENE		0.3	U		0.3	U		0.3	U		0.3	U	
ISOPROPYLBENZENE		0.13	U		0.13	U		0.13	U		0.13	U	
M+P-XYLENES		0.24	U		0.24	U		0.24	U		0.24	U	
METHYL TERT-BUTYL ETHER		0.17	U		0.17	U		0.17	U		0.17	U	
METHYLENE CHLORIDE		0.33	U		0.33	U		0.33	U		0.33	U	
NAPHTHALENE		0.24	UJ	C	0.24	UJ	C	0.24	UJ	C	0.24	UJ	C
N-BUTYLBENZENE		0.12	U		0.12	U		0.12	U		0.12	U	
N-PROPYLBENZENE		0.14	U		0.14	U		0.14	U		0.14	U	
O-XYLENE		0.14	U		0.14	U		0.14	U		0.14	U	
SEC-BUTYLBENZENE		0.13	U		0.13	U		0.13	U		0.13	U	
STYRENE		0.11	U		0.11	U		0.11	U		0.11	U	
TERT-AMYL METHYL ETHER		0.067	U		0.067	U		0.067	U		0.067	U	
TERT-BUTYLBENZENE		0.13	U		0.13	U		0.13	U		0.13	U	
TERTIARY-BUTYL ALCOHOL		3.9	UJ	C	3.9	UJ	C	3.9	UJ	C	3.9	UJ	C
TETRACHLOROETHENE		0.29	U		0.29	U		0.29	U		0.29	U	
TOLUENE		0.13	U		0.13	U		0.13	U		0.13	U	
TOTAL XYLENES		0.14	U		0.14	U		0.14	U		0.14	U	
TRANS-1,2-DICHLOROETHENE		0.19	U		0.19	U		0.19	U		0.19	U	
TRANS-1,3-DICHLOROPROPENE		0.19	U		0.19	U		0.19	U		0.19	U	
TRICHLOROETHENE		6.3			1.2			2.1			0.74	J	P
TRICHLOROFLUOROMETHANE		0.21	UJ	C	0.21	UJ	C	0.21	UJ	C	0.21	UJ	C

PROJ_NO: 06183	NSAMPLE	MSA-SW39A-061014			MSA-SW39B-061014			MSA-SW39C-061014			MSA-SW39D-061014		
SDG: 240-38336-1	LAB_ID	240-38336-9			240-38336-10			240-38336-11			240-38336-12		
FRACTION: OV	SAMP_DATE	6/10/2014			6/10/2014			6/10/2014			6/10/2014		
MEDIA: WATER	QC_TYPE	NM			NM			NM			NM		
	UNITS	UG/L			UG/L			UG/L			UG/L		
	PCT_SOLIDS	0.0			0.0			0.0			0.0		
	DUP_OF												
PARAMETER	RESULT	VQL	QLCD	RESULT	VQL	QLCD	RESULT	VQL	QLCD	RESULT	VQL	QLCD
CARBON DISULFIDE	0.13	U		0.13	U		0.13	U		0.13	U	
CARBON TETRACHLORIDE	0.13	U		0.13	U		0.13	U		0.13	U	
CHLOROBENZENE	0.15	U		0.15	U		0.15	U		0.15	U	
CHLORODIBROMOMETHANE	0.18	U		0.18	U		0.18	U		0.18	U	
CHLOROETHANE	0.29	U		0.29	U		0.29	U		0.29	U	
CHLOROFORM	0.16	U		0.16	U		0.16	U		0.16	U	
CHLOROMETHANE	0.3	U		0.3	U		0.3	U		0.3	U	
CIS-1,2-DICHLOROETHENE	0.17	U		0.17	U		0.17	U		0.17	U	
CIS-1,3-DICHLOROPROPENE	0.14	U		0.14	U		0.14	U		0.14	U	
DIBROMOMETHANE	0.28	U		0.28	U		0.28	U		0.28	U	
DICHLORODIFLUOROMETHANE	0.31	UJ	C	0.31	UJ	C	0.31	UJ	C	0.31	UJ	C
DIISOPROPYL ETHER	1.5	U		1.5	U		1.5	U		1.5	U	
ETHYL TERT-BUTYL ETHER	0.11	U		0.11	U		0.11	U		0.11	U	
ETHYLBENZENE	0.17	U		0.17	U		0.17	U		0.17	U	
HEXACHLOROBUTADIENE	0.3	U		0.3	U		0.3	U		0.3	U	
ISOPROPYLBENZENE	0.13	U		0.13	U		0.13	U		0.13	U	
M+P-XYLENES	0.24	U		0.24	U		0.24	U		0.24	U	
METHYL TERT-BUTYL ETHER	0.17	U		0.17	U		0.17	U		0.17	U	
METHYLENE CHLORIDE	0.33	U		0.33	U		0.33	U		0.33	U	
NAPHTHALENE	0.24	UJ	C	0.24	UJ	C	0.24	UJ	C	0.24	UJ	C
N-BUTYLBENZENE	0.12	U		0.12	U		0.12	U		0.12	U	
N-PROPYLBENZENE	0.14	U		0.14	U		0.14	U		0.14	U	
O-XYLENE	0.14	U		0.14	U		0.14	U		0.14	U	
SEC-BUTYLBENZENE	0.13	U		0.13	U		0.13	U		0.13	U	
STYRENE	0.11	U		0.11	U		0.11	U		0.11	U	
TERT-AMYL METHYL ETHER	0.067	U		0.067	U		0.067	U		0.067	U	
TERT-BUTYLBENZENE	0.13	U		0.13	U		0.13	U		0.13	U	
TERTIARY-BUTYL ALCOHOL	3.9	UJ	C	3.9	UJ	C	3.9	UJ	C	3.9	UJ	C
TETRACHLOROETHENE	0.29	U		0.29	U		0.29	U		0.29	U	
TOLUENE	0.13	U		0.13	U		0.13	U		0.13	U	
TOTAL XYLENES	0.14	U		0.14	U		0.14	U		0.14	U	
TRANS-1,2-DICHLOROETHENE	0.19	U		0.19	U		0.19	U		0.19	U	
TRANS-1,3-DICHLOROPROPENE	0.19	U		0.19	U		0.19	U		0.19	U	
TRICHLOROETHENE	0.27	J	P	0.42	J	P	0.3	J	P	0.28	J	P
TRICHLOROFLUOROMETHANE	0.21	UJ	C	0.21	UJ	C	0.21	UJ	C	0.21	UJ	C

PROJ_NO: 06183	NSAMPLE	MSA-SW40A-061014			MSA-SW40B-061014			MSA-SW40C-061014			MSA-SW40D-061014		
SDG: 240-38336-1	LAB_ID	240-38336-13			240-38336-14			240-38336-15			240-38336-16		
FRACTION: OV	SAMP_DATE	6/10/2014			6/10/2014			6/10/2014			6/10/2014		
MEDIA: WATER	QC_TYPE	NM			NM			NM			NM		
	UNITS	UG/L			UG/L			UG/L			UG/L		
	PCT_SOLIDS	0.0			0.0			0.0			0.0		
	DUP_OF												
PARAMETER		RESULT	VQL	QLCD	RESULT	VQL	QLCD	RESULT	VQL	QLCD	RESULT	VQL	QLCD
CARBON DISULFIDE		0.13	U		0.13	U		0.13	U		0.13	U	
CARBON TETRACHLORIDE		0.13	U		0.13	U		0.13	U		0.13	U	
CHLOROBENZENE		0.15	U		0.15	U		0.15	U		0.15	U	
CHLORODIBROMOMETHANE		0.18	U		0.18	U		0.18	U		0.18	U	
CHLOROETHANE		0.29	U		0.29	U		0.29	U		0.29	U	
CHLOROFORM		0.16	U		0.16	U		0.16	U		0.16	U	
CHLOROMETHANE		0.3	U		0.3	U		0.3	U		0.3	U	
CIS-1,2-DICHLOROETHENE		0.78	J	P	0.17	U		0.43	J	P	0.17	U	
CIS-1,3-DICHLOROPROPENE		0.14	U		0.14	U		0.14	U		0.14	U	
DIBROMOMETHANE		0.28	U		0.28	U		0.28	U		0.28	U	
DICHLORODIFLUOROMETHANE		0.31	UJ	C	0.31	UJ	C	0.31	UJ	C	0.31	UJ	C
DIISOPROPYL ETHER		1.5	U		1.5	U		1.5	U		1.5	U	
ETHYL TERT-BUTYL ETHER		0.11	U		0.11	U		0.11	U		0.11	U	
ETHYLBENZENE		0.17	U		0.17	U		0.17	U		0.17	U	
HEXACHLOROBUTADIENE		0.3	U		0.3	U		0.3	U		0.3	U	
ISOPROPYLBENZENE		0.13	U		0.13	U		0.13	U		0.13	U	
M+P-XYLENES		0.24	U		0.24	U		0.24	U		0.24	U	
METHYL TERT-BUTYL ETHER		0.17	U		0.17	U		0.17	U		0.17	U	
METHYLENE CHLORIDE		0.33	U		0.33	U		0.33	U		0.33	U	
NAPHTHALENE		0.24	UJ	C	0.24	UJ	C	0.24	UJ	C	0.24	UJ	C
N-BUTYLBENZENE		0.12	U		0.12	U		0.12	U		0.12	U	
N-PROPYLBENZENE		0.14	U		0.14	U		0.14	U		0.14	U	
O-XYLENE		0.14	U		0.14	U		0.14	U		0.14	U	
SEC-BUTYLBENZENE		0.13	U		0.13	U		0.13	U		0.13	U	
STYRENE		0.11	U		0.11	U		0.11	U		0.11	U	
TERT-AMYL METHYL ETHER		0.067	U		0.067	U		0.067	U		0.067	U	
TERT-BUTYLBENZENE		0.13	U		0.13	U		0.13	U		0.13	U	
TERTIARY-BUTYL ALCOHOL		3.9	UJ	C	3.9	UJ	C	3.9	UJ	C	3.9	UJ	C
TETRACHLOROETHENE		0.29	U		0.29	U		0.29	U		0.29	U	
TOLUENE		0.13	U		0.13	U		0.13	U		0.13	U	
TOTAL XYLENES		0.14	U		0.14	U		0.14	U		0.14	U	
TRANS-1,2-DICHLOROETHENE		0.19	U		0.19	U		0.19	U		0.19	U	
TRANS-1,3-DICHLOROPROPENE		0.19	U		0.19	U		0.19	U		0.19	U	
TRICHLOROETHENE		0.78	J	P	1.1			0.86	J	P	0.72	J	P
TRICHLOROFLUOROMETHANE		0.21	UJ	C	0.21	UJ	C	0.21	UJ	C	0.21	UJ	C

PROJ_NO: 06183	NSAMPLE	MSA-SW41A-061014			MSA-SW41B-061014			MSA-SW41C-061014			MSA-SW41D-061014		
SDG: 240-38336-1	LAB_ID	240-38336-17			240-38336-18			240-38336-19			240-38336-20		
FRACTION: OV	SAMP_DATE	6/10/2014			6/10/2014			6/10/2014			6/10/2014		
MEDIA: WATER	QC_TYPE	NM			NM			NM			NM		
	UNITS	UG/L			UG/L			UG/L			UG/L		
	PCT_SOLIDS	0.0			0.0			0.0			0.0		
	DUP_OF												
PARAMETER	RESULT	VQL	QLCD	RESULT	VQL	QLCD	RESULT	VQL	QLCD	RESULT	VQL	QLCD
CARBON DISULFIDE	0.13	U		0.13	U		0.13	U		0.13	U	
CARBON TETRACHLORIDE	0.13	U		0.13	U		0.13	U		0.13	U	
CHLOROBENZENE	0.15	U		0.15	U		0.15	U		0.15	U	
CHLORODIBROMOMETHANE	0.18	U		0.18	U		0.18	U		0.18	U	
CHLOROETHANE	0.29	U		0.29	U		0.29	U		0.29	U	
CHLOROFORM	0.16	U		0.16	U		0.16	U		0.16	U	
CHLOROMETHANE	0.3	U		0.3	U		0.3	U		0.3	U	
CIS-1,2-DICHLOROETHENE	1.1			0.59	J	P	0.17	U		0.17	U	
CIS-1,3-DICHLOROPROPENE	0.14	U		0.14	U		0.14	U		0.14	U	
DIBROMOMETHANE	0.28	U		0.28	U		0.28	U		0.28	U	
DICHLORODIFLUOROMETHANE	0.31	UJ	C	0.31	UJ	C	0.31	UJ	C	0.31	UJ	C
DIISOPROPYL ETHER	1.5	U		1.5	U		1.5	U		1.5	U	
ETHYL TERT-BUTYL ETHER	0.11	U		0.11	U		0.11	U		0.11	U	
ETHYLBENZENE	0.17	U		0.17	U		0.17	U		0.17	U	
HEXACHLOROBUTADIENE	0.3	U		0.3	U		0.3	U		0.3	U	
ISOPROPYLBENZENE	0.13	U		0.13	U		0.13	U		0.13	U	
M+P-XYLENES	0.24	U		0.24	U		0.24	U		0.24	U	
METHYL TERT-BUTYL ETHER	0.17	U		0.17	U		0.17	U		0.17	U	
METHYLENE CHLORIDE	0.33	U		0.33	U		0.33	U		0.33	U	
NAPHTHALENE	0.24	UJ	C	0.24	UJ	C	0.24	UJ	C	0.24	UJ	C
N-BUTYLBENZENE	0.12	U		0.12	U		0.12	U		0.12	U	
N-PROPYLBENZENE	0.14	U		0.14	U		0.14	U		0.14	U	
O-XYLENE	0.14	U		0.14	U		0.14	U		0.14	U	
SEC-BUTYLBENZENE	0.13	U		0.13	U		0.13	U		0.13	U	
STYRENE	0.11	U		0.11	U		0.11	U		0.11	U	
TERT-AMYL METHYL ETHER	0.067	U		0.067	U		0.067	U		0.067	U	
TERT-BUTYLBENZENE	0.13	U		0.13	U		0.13	U		0.13	U	
TERTIARY-BUTYL ALCOHOL	3.9	UJ	C	3.9	UJ	C	3.9	UJ	C	3.9	UJ	C
TETRACHLOROETHENE	0.29	U		0.29	U		0.29	U		0.29	U	
TOLUENE	0.13	U		0.13	U		0.13	U		0.13	U	
TOTAL XYLENES	0.14	U		0.14	U		0.14	U		0.14	U	
TRANS-1,2-DICHLOROETHENE	0.19	U		0.19	U		0.19	U		0.19	U	
TRANS-1,3-DICHLOROPROPENE	0.19	U		0.19	U		0.19	U		0.19	U	
TRICHLOROETHENE	1.3			0.79	J	P	0.67	J	P	0.77	J	P
TRICHLOROFLUOROMETHANE	0.21	UJ	C	0.21	UJ	C	0.21	UJ	C	0.21	UJ	C

PROJ_NO: 06183	NSAMPLE	MSA-SW42A-061014			MSA-SW42B-061014			MSA-SW42C-061014			MSA-SW42D-061014		
SDG: 240-38336-1	LAB_ID	240-38336-21			240-38336-22			240-38336-23			240-38336-24		
FRACTION: OV	SAMP_DATE	6/10/2014			6/10/2014			6/10/2014			6/10/2014		
MEDIA: WATER	QC_TYPE	NM			NM			NM			NM		
	UNITS	UG/L			UG/L			UG/L			UG/L		
	PCT_SOLIDS	0.0			0.0			0.0			0.0		
	DUP_OF												
PARAMETER		RESULT	VQL	QLCD	RESULT	VQL	QLCD	RESULT	VQL	QLCD	RESULT	VQL	QLCD
CARBON DISULFIDE		0.13	U		0.13	U		0.13	U		0.13	U	
CARBON TETRACHLORIDE		0.13	UJ	C	0.13	UJ	C	0.13	UJ	C	0.13	UJ	C
CHLOROBENZENE		0.15	U		0.15	U		0.15	U		0.15	U	
CHLORODIBROMOMETHANE		0.18	U		0.18	U		0.18	U		0.18	U	
CHLOROETHANE		0.29	UJ	C	0.29	UJ	C	0.29	UJ	C	0.29	UJ	C
CHLOROFORM		0.16	U		0.16	U		0.16	U		0.16	U	
CHLOROMETHANE		0.3	U		0.3	U		0.3	U		0.3	U	
CIS-1,2-DICHLOROETHENE		0.61	J	P	0.83	J	P	0.47	J	P	0.38	J	P
CIS-1,3-DICHLOROPROPENE		0.14	U		0.14	U		0.14	U		0.14	U	
DIBROMOMETHANE		0.28	U		0.28	U		0.28	U		0.28	U	
DICHLORODIFLUOROMETHANE		0.31	U		0.31	U		0.31	U		0.31	U	
DIISOPROPYL ETHER		1.5	U		1.5	U		1.5	U		1.5	U	
ETHYL TERT-BUTYL ETHER		0.11	U		0.11	U		0.11	U		0.11	U	
ETHYLBENZENE		0.17	U		0.17	U		0.17	U		0.17	U	
HEXACHLOROBUTADIENE		0.3	U		0.3	U		0.3	U		0.3	U	
ISOPROPYLBENZENE		0.13	U		0.13	U		0.13	U		0.13	U	
M+P-XYLENES		0.24	U		0.24	U		0.24	U		0.24	U	
METHYL TERT-BUTYL ETHER		0.17	U		0.17	U		0.17	U		0.17	U	
METHYLENE CHLORIDE		0.33	U		0.33	U		0.33	U		0.33	U	
NAPHTHALENE		0.24	U		0.24	U		0.24	U		0.24	U	
N-BUTYLBENZENE		0.12	U		0.12	U		0.12	U		0.12	U	
N-PROPYLBENZENE		0.14	U		0.14	U		0.14	U		0.14	U	
O-XYLENE		0.14	U		0.14	U		0.14	U		0.14	U	
SEC-BUTYLBENZENE		0.13	U		0.13	U		0.13	U		0.13	U	
STYRENE		0.11	U		0.11	U		0.11	U		0.11	U	
TERT-AMYL METHYL ETHER		0.067	U		0.067	U		0.067	U		0.067	U	
TERT-BUTYLBENZENE		0.13	U		0.13	U		0.13	U		0.13	U	
TERTIARY-BUTYL ALCOHOL		3.9	U		3.9	U		3.9	U		3.9	U	
TETRACHLOROETHENE		0.29	U		0.29	U		0.29	U		0.29	U	
TOLUENE		0.13	U		0.13	U		0.13	U		0.13	U	
TOTAL XYLENES		0.14	U		0.14	U		0.14	U		0.14	U	
TRANS-1,2-DICHLOROETHENE		0.19	U		0.19	U		0.19	U		0.19	U	
TRANS-1,3-DICHLOROPROPENE		0.19	U		0.19	U		0.19	U		0.19	U	
TRICHLOROETHENE		0.67	J	P	0.75	J	P	0.8	J	P	0.66	J	P
TRICHLOROFLUOROMETHANE		0.21	UJ	C	0.21	UJ	C	0.21	UJ	C	0.21	UJ	C

PROJ_NO: 06183	NSAMPLE	MSA-SW43A-061014			MSA-SW43B-061014			MSA-SW43C-061014			MSA-SW43D-061014		
SDG: 240-38336-1	LAB_ID	240-38336-25			240-38336-26			240-38336-27			240-38336-28		
FRACTION: OV	SAMP_DATE	6/10/2014			6/10/2014			6/10/2014			6/10/2014		
MEDIA: WATER	QC_TYPE	NM			NM			NM			NM		
	UNITS	UG/L			UG/L			UG/L			UG/L		
	PCT_SOLIDS	0.0			0.0			0.0			0.0		
	DUP_OF												
PARAMETER	RESULT	VQL	QLCD	RESULT	VQL	QLCD	RESULT	VQL	QLCD	RESULT	VQL	QLCD
CARBON DISULFIDE	0.13	U		0.13	U		0.13	U		0.13	U	
CARBON TETRACHLORIDE	0.13	UJ	C	0.13	UJ	C	0.13	UJ	C	0.13	UJ	C
CHLOROBENZENE	0.15	U		0.15	U		0.15	U		0.15	U	
CHLORODIBROMOMETHANE	0.18	U		0.18	U		0.18	U		0.18	U	
CHLOROETHANE	0.29	UJ	C	0.29	UJ	C	0.29	UJ	C	0.29	UJ	C
CHLOROFORM	0.16	U		0.16	U		0.16	U		0.16	U	
CHLOROMETHANE	0.3	U		0.3	U		0.3	U		0.3	U	
CIS-1,2-DICHLOROETHENE	0.43	J	P	0.76	J	P	0.6	J	P	0.46	J	P
CIS-1,3-DICHLOROPROPENE	0.14	U		0.14	U		0.14	U		0.14	U	
DIBROMOMETHANE	0.28	U		0.28	U		0.28	U		0.28	U	
DICHLORODIFLUOROMETHANE	0.31	U		0.31	U		0.31	U		0.31	U	
DIISOPROPYL ETHER	1.5	U		1.5	U		1.5	U		1.5	U	
ETHYL TERT-BUTYL ETHER	0.11	U		0.11	U		0.11	U		0.11	U	
ETHYLBENZENE	0.17	U		0.17	U		0.17	U		0.17	U	
HEXACHLOROBUTADIENE	0.3	U		0.3	U		0.3	U		0.3	U	
ISOPROPYLBENZENE	0.13	U		0.13	U		0.13	U		0.13	U	
M+P-XYLENES	0.24	U		0.24	U		0.24	U		0.24	U	
METHYL TERT-BUTYL ETHER	0.17	U		0.17	U		0.17	U		0.17	U	
METHYLENE CHLORIDE	0.33	U		0.33	U		0.33	U		0.33	U	
NAPHTHALENE	0.24	U		0.24	U		0.24	U		0.24	U	
N-BUTYLBENZENE	0.12	U		0.12	U		0.12	U		0.12	U	
N-PROPYLBENZENE	0.14	U		0.14	U		0.14	U		0.14	U	
O-XYLENE	0.14	U		0.14	U		0.14	U		0.14	U	
SEC-BUTYLBENZENE	0.13	U		0.13	U		0.13	U		0.13	U	
STYRENE	0.11	U		0.11	U		0.11	U		0.11	U	
TERT-AMYL METHYL ETHER	0.067	U		0.067	U		0.067	U		0.067	U	
TERT-BUTYLBENZENE	0.13	U		0.13	U		0.13	U		0.13	U	
TERTIARY-BUTYL ALCOHOL	3.9	U		3.9	U		3.9	U		3.9	U	
TETRACHLOROETHENE	0.29	U		0.29	U		0.29	U		0.29	U	
TOLUENE	0.13	U		0.13	U		0.13	U		0.13	U	
TOTAL XYLENES	0.14	U		0.14	U		0.14	U		0.14	U	
TRANS-1,2-DICHLOROETHENE	0.19	U		0.19	U		0.19	U		0.19	U	
TRANS-1,3-DICHLOROPROPENE	0.19	U		0.19	U		0.19	U		0.19	U	
TRICHLOROETHENE	0.44	J	P	1			0.93	J	P	0.67	J	P
TRICHLOROFLUOROMETHANE	0.21	UJ	C	0.21	UJ	C	0.21	UJ	C	0.21	UJ	C

PROJ_NO: 06183	NSAMPLE	MSA-SW44A-061014			MSA-SW44B-061014			MSA-SW44C-061014			MSA-SW44D-061014		
SDG: 240-38336-1	LAB_ID	240-38336-29			240-38336-30			240-38336-31			240-38336-32		
FRACTION: OV	SAMP_DATE	6/10/2014			6/10/2014			6/10/2014			6/10/2014		
MEDIA: WATER	QC_TYPE	NM			NM			NM			NM		
	UNITS	UG/L			UG/L			UG/L			UG/L		
	PCT_SOLIDS	0.0			0.0			0.0			0.0		
	DUP_OF												
PARAMETER	RESULT	VQL	QLCD	RESULT	VQL	QLCD	RESULT	VQL	QLCD	RESULT	VQL	QLCD
CARBON DISULFIDE	0.13	U		0.13	U		0.13	U		0.13	U	
CARBON TETRACHLORIDE	0.13	UJ	C	0.13	UJ	C	0.13	UJ	C	0.13	UJ	C
CHLOROBENZENE	0.15	U		0.15	U		0.15	U		0.15	U	
CHLORODIBROMOMETHANE	0.18	U		0.18	U		0.18	U		0.18	U	
CHLOROETHANE	0.29	UJ	C	0.29	UJ	C	0.29	UJ	C	0.29	UJ	C
CHLOROFORM	0.16	U		0.16	U		0.16	U		0.16	U	
CHLOROMETHANE	0.3	U		0.3	U		0.3	U		0.3	U	
CIS-1,2-DICHLOROETHENE	0.35	J	P	0.41	J	P	0.41	J	P	0.42	J	P
CIS-1,3-DICHLOROPROPENE	0.14	U		0.14	U		0.14	U		0.14	U	
DIBROMOMETHANE	0.28	U		0.28	U		0.28	U		0.28	U	
DICHLORODIFLUOROMETHANE	0.31	U		0.31	U		0.31	U		0.31	U	
DIISOPROPYL ETHER	1.5	U		1.5	U		1.5	U		1.5	U	
ETHYL TERT-BUTYL ETHER	0.11	U		0.11	U		0.11	U		0.11	U	
ETHYLBENZENE	0.17	U		0.17	U		0.17	U		0.17	U	
HEXACHLOROBUTADIENE	0.3	U		0.3	U		0.3	U		0.3	U	
ISOPROPYLBENZENE	0.13	U		0.13	U		0.13	U		0.13	U	
M+P-XYLENES	0.24	U		0.24	U		0.24	U		0.24	U	
METHYL TERT-BUTYL ETHER	0.17	U		0.17	U		0.17	U		0.17	U	
METHYLENE CHLORIDE	0.33	U		0.33	U		0.33	U		0.33	U	
NAPHTHALENE	0.24	U		0.24	U		0.24	U		0.24	U	
N-BUTYLBENZENE	0.12	U		0.12	U		0.12	U		0.12	U	
N-PROPYLBENZENE	0.14	U		0.14	U		0.14	U		0.14	U	
O-XYLENE	0.14	U		0.14	U		0.14	U		0.14	U	
SEC-BUTYLBENZENE	0.13	U		0.13	U		0.13	U		0.13	U	
STYRENE	0.11	U		0.11	U		0.11	U		0.11	U	
TERT-AMYL METHYL ETHER	0.067	U		0.067	U		0.067	U		0.067	U	
TERT-BUTYLBENZENE	0.13	U		0.13	U		0.13	U		0.13	U	
TERTIARY-BUTYL ALCOHOL	3.9	U		3.9	U		3.9	U		3.9	U	
TETRACHLOROETHENE	0.29	U		0.29	U		0.29	U		0.29	U	
TOLUENE	0.13	U		0.13	U		0.13	U		0.13	U	
TOTAL XYLENES	0.14	U		0.14	U		0.14	U		0.14	U	
TRANS-1,2-DICHLOROETHENE	0.19	U		0.19	U		0.19	U		0.19	U	
TRANS-1,3-DICHLOROPROPENE	0.19	U		0.19	U		0.19	U		0.19	U	
TRICHLOROETHENE	0.39	J	P	0.65	J	P	0.56	J	P	0.61	J	P
TRICHLOROFLUOROMETHANE	0.21	UJ	C	0.21	UJ	C	0.21	UJ	C	0.21	UJ	C

PROJ_NO: 06183	NSAMPLE	MSA-SW45A-061014			MSA-SW45B-061014			MSA-SW45C-061014			MSA-SW45D-061014		
SDG: 240-38336-1	LAB_ID	240-38336-33			240-38336-34			240-38336-35			240-38336-36		
FRACTION: OV	SAMP_DATE	6/10/2014			6/10/2014			6/10/2014			6/10/2014		
MEDIA: WATER	QC_TYPE	NM			NM			NM			NM		
	UNITS	UG/L			UG/L			UG/L			UG/L		
	PCT_SOLIDS	0.0			0.0			0.0			0.0		
	DUP_OF												
PARAMETER	RESULT	VQL	QLCD	RESULT	VQL	QLCD	RESULT	VQL	QLCD	RESULT	VQL	QLCD
CARBON DISULFIDE	0.13	U		0.13	U		0.13	U		0.13	U	
CARBON TETRACHLORIDE	0.13	UJ	C	0.13	UJ	C	0.13	UJ	C	0.13	UJ	C
CHLOROBENZENE	0.15	U		0.15	U		0.15	U		0.15	U	
CHLORODIBROMOMETHANE	0.18	U		0.18	U		0.18	U		0.18	U	
CHLOROETHANE	0.29	UJ	C	0.29	UJ	C	0.29	UJ	C	0.29	UJ	C
CHLOROFORM	0.16	U		0.16	U		0.16	U		0.16	U	
CHLOROMETHANE	0.3	U		0.3	U		0.3	U		0.3	U	
CIS-1,2-DICHLOROETHENE	0.17	U		0.43	J	P	0.17	U		0.42	J	P
CIS-1,3-DICHLOROPROPENE	0.14	U		0.14	U		0.14	U		0.14	U	
DIBROMOMETHANE	0.28	U		0.28	U		0.28	U		0.28	U	
DICHLORODIFLUOROMETHANE	0.31	U		0.31	U		0.31	U		0.31	U	
DIISOPROPYL ETHER	1.5	U		1.5	U		1.5	U		1.5	U	
ETHYL TERT-BUTYL ETHER	0.11	U		0.11	U		0.11	U		0.11	U	
ETHYLBENZENE	0.17	U		0.17	U		0.17	U		0.17	U	
HEXACHLOROBUTADIENE	0.3	U		0.3	U		0.3	U		0.3	U	
ISOPROPYLBENZENE	0.13	U		0.13	U		0.13	U		0.13	U	
M+P-XYLENES	0.24	U		0.24	U		0.24	U		0.24	U	
METHYL TERT-BUTYL ETHER	0.17	U		0.17	U		0.17	U		0.17	U	
METHYLENE CHLORIDE	0.33	U		0.33	U		0.33	U		0.33	U	
NAPHTHALENE	0.24	U		0.24	U		0.24	U		0.24	U	
N-BUTYLBENZENE	0.12	U		0.12	U		0.12	U		0.12	U	
N-PROPYLBENZENE	0.14	U		0.14	U		0.14	U		0.14	U	
O-XYLENE	0.14	U		0.14	U		0.14	U		0.14	U	
SEC-BUTYLBENZENE	0.13	U		0.13	U		0.13	U		0.13	U	
STYRENE	0.11	U		0.11	U		0.11	U		0.11	U	
TERT-AMYL METHYL ETHER	0.067	U		0.067	U		0.067	U		0.067	U	
TERT-BUTYLBENZENE	0.13	U		0.13	U		0.13	U		0.13	U	
TERTIARY-BUTYL ALCOHOL	3.9	U		3.9	U		3.9	U		3.9	U	
TETRACHLOROETHENE	0.29	U		0.29	U		0.29	U		0.29	U	
TOLUENE	0.13	U		0.13	U		0.13	U		0.13	U	
TOTAL XYLENES	0.14	U		0.14	U		0.14	U		0.14	U	
TRANS-1,2-DICHLOROETHENE	0.19	U		0.19	U		0.19	U		0.19	U	
TRANS-1,3-DICHLOROPROPENE	0.19	U		0.19	U		0.19	U		0.19	U	
TRICHLOROETHENE	0.31	J	P	0.56	J	P	0.46	J	P	0.45	J	P
TRICHLOROFLUOROMETHANE	0.21	UJ	C	0.21	UJ	C	0.21	UJ	C	0.21	UJ	C

PROJ_NO: 06183	NSAMPLE	TB-061014
SDG: 240-38336-1	LAB_ID	240-38336-41
FRACTION: OV	SAMP_DATE	6/10/2014
MEDIA: WATER	QC_TYPE	TB
	UNITS	UG/L
	PCT_SOLIDS	0.0
	DUP_OF	

PARAMETER	RESULT	VQL	QLCD
CARBON DISULFIDE	0.76	J	P
CARBON TETRACHLORIDE	0.13	U	
CHLOROBENZENE	0.15	U	
CHLORODIBROMOMETHANE	0.18	U	
CHLOROETHANE	0.29	U	
CHLOROFORM	0.16	U	
CHLOROMETHANE	0.3	U	
CIS-1,2-DICHLOROETHENE	0.17	U	
CIS-1,3-DICHLOROPROPENE	0.14	U	
DIBROMOMETHANE	0.28	U	
DICHLORODIFLUOROMETHANE	0.31	UJ	C
DIISOPROPYL ETHER	1.5	U	
ETHYL TERT-BUTYL ETHER	0.11	U	
ETHYLBENZENE	0.17	U	
HEXACHLOROBUTADIENE	0.3	U	
ISOPROPYLBENZENE	0.13	U	
M+P-XYLENES	0.24	U	
METHYL TERT-BUTYL ETHER	0.17	U	
METHYLENE CHLORIDE	0.33	U	
NAPHTHALENE	0.24	U	
N-BUTYLBENZENE	0.12	U	
N-PROPYLBENZENE	0.14	U	
O-XYLENE	0.14	U	
SEC-BUTYLBENZENE	0.13	U	
STYRENE	0.11	U	
TERT-AMYL METHYL ETHER	0.067	U	
TERT-BUTYLBENZENE	0.13	U	
TERTIARY-BUTYL ALCOHOL	3.9	U	
TETRACHLOROETHENE	0.29	U	
TOLUENE	0.13	U	
TOTAL XYLENES	0.14	U	
TRANS-1,2-DICHLOROETHENE	0.19	U	
TRANS-1,3-DICHLOROPROPENE	0.19	U	
TRICHLOROETHENE	0.17	U	
TRICHLOROFLUOROMETHANE	0.21	UJ	C

PROJ_NO: 06183	NSAMPLE	EL-SW01A-061014			EL-SW01B-061014			EL-SW01C-061014			EL-SW01D-061014		
SDG: 240-38336-1	LAB_ID	240-38336-37			240-38336-38			240-38336-39			240-38336-40		
FRACTION: OV	SAMP_DATE	6/10/2014			6/10/2014			6/10/2014			6/10/2014		
MEDIA: WATER	QC_TYPE	NM			NM			NM			NM		
	UNITS	UG/L			UG/L			UG/L			UG/L		
	PCT_SOLIDS	0.0			0.0			0.0			0.0		
	DUP_OF												
PARAMETER		RESULT	VQL	QLCD	RESULT	VQL	QLCD	RESULT	VQL	QLCD	RESULT	VQL	QLCD
VINYL ACETATE		0.19	U		0.19	U		0.19	U		0.19	U	
VINYL CHLORIDE		0.22	U		0.22	U		0.22	U		0.22	U	

PROJ_NO: 06183	NSAMPLE	MSA-SW37A-061014			MSA-SW37B-061014			MSA-SW37C-061014			MSA-SW37D-061014		
SDG: 240-38336-1	LAB_ID	240-38336-1			240-38336-2			240-38336-3			240-38336-4		
FRACTION: OV	SAMP_DATE	6/10/2014			6/10/2014			6/10/2014			6/10/2014		
MEDIA: WATER	QC_TYPE	NM			NM			NM			NM		
	UNITS	UG/L			UG/L			UG/L			UG/L		
	PCT_SOLIDS	0.0			0.0			0.0			0.0		
	DUP_OF												
PARAMETER		RESULT	VQL	QLCD	RESULT	VQL	QLCD	RESULT	VQL	QLCD	RESULT	VQL	QLCD
VINYL ACETATE		0.19	U		0.19	U		0.19	U		0.19	U	
VINYL CHLORIDE		0.22	U		0.22	U		0.22	U		0.22	U	

PROJ_NO: 06183	NSAMPLE	MSA-SW38A-061014			MSA-SW38B-061014			MSA-SW38C-061014			MSA-SW38D-061014		
SDG: 240-38336-1	LAB_ID	240-38336-5			240-38336-6			240-38336-7			240-38336-8		
FRACTION: OV	SAMP_DATE	6/10/2014			6/10/2014			6/10/2014			6/10/2014		
MEDIA: WATER	QC_TYPE	NM			NM			NM			NM		
	UNITS	UG/L			UG/L			UG/L			UG/L		
	PCT_SOLIDS	0.0			0.0			0.0			0.0		
	DUP_OF												
PARAMETER		RESULT	VQL	QLCD	RESULT	VQL	QLCD	RESULT	VQL	QLCD	RESULT	VQL	QLCD
VINYL ACETATE		0.19	U		0.19	U		0.19	U		0.19	U	
VINYL CHLORIDE		20			0.22	U		0.22	U		0.22	U	

PROJ_NO: 06183	NSAMPLE	MSA-SW39A-061014			MSA-SW39B-061014			MSA-SW39C-061014			MSA-SW39D-061014		
SDG: 240-38336-1	LAB_ID	240-38336-9			240-38336-10			240-38336-11			240-38336-12		
FRACTION: OV	SAMP_DATE	6/10/2014			6/10/2014			6/10/2014			6/10/2014		
MEDIA: WATER	QC_TYPE	NM			NM			NM			NM		
	UNITS	UG/L			UG/L			UG/L			UG/L		
	PCT_SOLIDS	0.0			0.0			0.0			0.0		
	DUP_OF												
PARAMETER		RESULT	VQL	QLCD	RESULT	VQL	QLCD	RESULT	VQL	QLCD	RESULT	VQL	QLCD
VINYL ACETATE		0.19	U		0.19	U		0.19	U		0.19	U	
VINYL CHLORIDE		0.22	U		0.22	U		0.22	U		0.22	U	

PROJ_NO: 06183	NSAMPLE	MSA-SW40A-061014			MSA-SW40B-061014			MSA-SW40C-061014			MSA-SW40D-061014		
SDG: 240-38336-1	LAB_ID	240-38336-13			240-38336-14			240-38336-15			240-38336-16		
FRACTION: OV	SAMP_DATE	6/10/2014			6/10/2014			6/10/2014			6/10/2014		
MEDIA: WATER	QC_TYPE	NM			NM			NM			NM		
	UNITS	UG/L			UG/L			UG/L			UG/L		
	PCT_SOLIDS	0.0			0.0			0.0			0.0		
	DUP_OF												
PARAMETER		RESULT	VQL	QLCD	RESULT	VQL	QLCD	RESULT	VQL	QLCD	RESULT	VQL	QLCD
VINYL ACETATE		0.19	U		0.19	U		0.19	U		0.19	U	
VINYL CHLORIDE		0.22	U		0.22	U		0.22	U		0.22	U	

PROJ_NO: 06183	NSAMPLE	MSA-SW41A-061014			MSA-SW41B-061014			MSA-SW41C-061014			MSA-SW41D-061014		
SDG: 240-38336-1	LAB_ID	240-38336-17			240-38336-18			240-38336-19			240-38336-20		
FRACTION: OV	SAMP_DATE	6/10/2014			6/10/2014			6/10/2014			6/10/2014		
MEDIA: WATER	QC_TYPE	NM			NM			NM			NM		
	UNITS	UG/L			UG/L			UG/L			UG/L		
	PCT_SOLIDS	0.0			0.0			0.0			0.0		
	DUP_OF												
PARAMETER		RESULT	VQL	QLCD	RESULT	VQL	QLCD	RESULT	VQL	QLCD	RESULT	VQL	QLCD
VINYL ACETATE		0.19	U		0.19	U		0.19	U		0.19	U	
VINYL CHLORIDE		0.22	U		0.22	U		0.22	U		0.22	U	

PROJ_NO: 06183	NSAMPLE	MSA-SW42A-061014			MSA-SW42B-061014			MSA-SW42C-061014			MSA-SW42D-061014		
SDG: 240-38336-1	LAB_ID	240-38336-21			240-38336-22			240-38336-23			240-38336-24		
FRACTION: OV	SAMP_DATE	6/10/2014			6/10/2014			6/10/2014			6/10/2014		
MEDIA: WATER	QC_TYPE	NM			NM			NM			NM		
	UNITS	UG/L			UG/L			UG/L			UG/L		
	PCT_SOLIDS	0.0			0.0			0.0			0.0		
	DUP_OF												
PARAMETER		RESULT	VQL	QLCD	RESULT	VQL	QLCD	RESULT	VQL	QLCD	RESULT	VQL	QLCD
VINYL ACETATE		0.19	U		0.19	U		0.19	U		0.19	U	
VINYL CHLORIDE		0.35	J	P	0.56			0.22	U		0.22	U	

PROJ_NO: 06183	NSAMPLE	MSA-SW43A-061014			MSA-SW43B-061014			MSA-SW43C-061014			MSA-SW43D-061014		
SDG: 240-38336-1	LAB_ID	240-38336-25			240-38336-26			240-38336-27			240-38336-28		
FRACTION: OV	SAMP_DATE	6/10/2014			6/10/2014			6/10/2014			6/10/2014		
MEDIA: WATER	QC_TYPE	NM			NM			NM			NM		
	UNITS	UG/L			UG/L			UG/L			UG/L		
	PCT_SOLIDS	0.0			0.0			0.0			0.0		
	DUP_OF												
PARAMETER		RESULT	VQL	QLCD	RESULT	VQL	QLCD	RESULT	VQL	QLCD	RESULT	VQL	QLCD
VINYL ACETATE		0.19	U		0.19	U		0.19	U		0.19	U	
VINYL CHLORIDE		0.22	U		0.22	U		0.22	U		0.22	U	

PROJ_NO: 06183	NSAMPLE	MSA-SW44A-061014			MSA-SW44B-061014			MSA-SW44C-061014			MSA-SW44D-061014		
SDG: 240-38336-1	LAB_ID	240-38336-29			240-38336-30			240-38336-31			240-38336-32		
FRACTION: OV	SAMP_DATE	6/10/2014			6/10/2014			6/10/2014			6/10/2014		
MEDIA: WATER	QC_TYPE	NM			NM			NM			NM		
	UNITS	UG/L			UG/L			UG/L			UG/L		
	PCT_SOLIDS	0.0			0.0			0.0			0.0		
	DUP_OF												
PARAMETER		RESULT	VQL	QLCD	RESULT	VQL	QLCD	RESULT	VQL	QLCD	RESULT	VQL	QLCD
VINYL ACETATE		0.19	U		0.19	U		0.19	U		0.19	U	
VINYL CHLORIDE		0.22	U		0.22	U		0.22	U		0.22	U	

PROJ_NO: 06183	NSAMPLE	MSA-SW45A-061014			MSA-SW45B-061014			MSA-SW45C-061014			MSA-SW45D-061014		
SDG: 240-38336-1	LAB_ID	240-38336-33			240-38336-34			240-38336-35			240-38336-36		
FRACTION: OV	SAMP_DATE	6/10/2014			6/10/2014			6/10/2014			6/10/2014		
MEDIA: WATER	QC_TYPE	NM			NM			NM			NM		
	UNITS	UG/L			UG/L			UG/L			UG/L		
	PCT_SOLIDS	0.0			0.0			0.0			0.0		
	DUP_OF												
PARAMETER		RESULT	VQL	QLCD	RESULT	VQL	QLCD	RESULT	VQL	QLCD	RESULT	VQL	QLCD
VINYL ACETATE		0.19	U		0.19	U		0.19	U		0.19	U	
VINYL CHLORIDE		0.22	U		0.22	U		0.22	U		0.22	U	

PROJ_NO: 06183	NSAMPLE	TB-061014		
SDG: 240-38336-1	LAB_ID	240-38336-41		
FRACTION: OV	SAMP_DATE	6/10/2014		
MEDIA: WATER	QC_TYPE	TB		
	UNITS	UG/L		
	PCT_SOLIDS	0.0		
	DUP_OF			
PARAMETER		RESULT	VQL	QLCD
VINYL ACETATE		0.19	U	
VINYL CHLORIDE		0.22	U	

Appendix B

Results as Reported by the Laboratory

FORM I
GC/MS VOA ORGANICS ANALYSIS DATA SHEET

Lab Name: TestAmerica Canton | Job No.: 240-38336-1

SDG No.:

Client Sample ID: EL-SW01A-061014 | Lab Sample ID: 240-38336-37

Matrix: Water | Lab File ID: UX944371.D

Analysis Method: 8260B | Date Collected: 06/10/2014 10:38

Sample wt/vol: 5(mL) | Date Analyzed: 06/22/2014 09:35

Soil Aliquot Vol: | Dilution Factor: 1

Soil Extract Vol.: | GC Column: DB-624 ID: 0.18(mm)

% Moisture: | Level: (low/med) Low

Analysis Batch No.: 135655 | Units: ug/L

CAS NO.	COMPOUND NAME	RESULT	Q	RL	MDL
630-20-6	1,1,1,2-Tetrachloroethane	1.0	U	1.0	0.23
71-55-6	1,1,1-Trichloroethane	1.0	U	1.0	0.22
79-34-5	1,1,2,2-Tetrachloroethane	1.0	U	1.0	0.18
76-13-1	1,1,2-Trichloro-1,2,2-trichfluoroeth ane	1.0	U	1.0	0.28
75-34-3	1,1-Dichloroethane	1.0	U	1.0	0.15
75-35-4	1,1-Dichloroethene	1.0	U	1.0	0.19
563-58-6	1,1-Dichloropropene	1.0	U	1.0	0.13
87-61-6	1,2,3-Trichlorobenzene	1.0	U	1.0	0.17
96-18-4	1,2,3-Trichloropropane	1.0	U	1.0	0.43
526-73-8	1,2,3-Trimethylbenzene	5.0	U	5.0	0.0059
120-82-1	1,2,4-Trichlorobenzene	1.0	U	1.0	0.15
95-63-6	1,2,4-Trimethylbenzene	1.0	U	1.0	0.12
96-12-8	1,2-Dibromo-3-Chloropropane	5.0	U	5.0	0.67
106-93-4	1,2-Dibromoethane	1.0	U	1.0	0.24
95-50-1	1,2-Dichlorobenzene	1.0	U	1.0	0.13
107-06-2	1,2-Dichloroethane	1.0	U	1.0	0.22
78-87-5	1,2-Dichloropropane	1.0	U	1.0	0.18
541-73-1	1,3-Dichlorobenzene	1.0	U	1.0	0.14
142-28-9	1,3-Dichloropropane	1.0	U	1.0	0.16
106-46-7	1,4-Dichlorobenzene	1.0	U	1.0	0.13
594-20-7	2,2-Dichloropropane	1.0	U	1.0	0.13
78-93-3	2-Butanone	5.0	U	5.0	0.57
110-75-8	2-Chloroethyl vinyl ether	10	U	10	0.99
95-49-8	2-Chlorotoluene	1.0	U	1.0	0.11
591-78-6	2-Hexanone	5.0	U	5.0	0.41
106-43-4	4-Chlorotoluene	1.0	U	1.0	0.18
108-10-1	4-Methyl-2-pentanone	5.0	U	5.0	0.32
67-64-1	Acetone	5.0		5.0	1.1
71-43-2	Benzene	1.0	U	1.0	0.13
108-86-1	Bromobenzene	1.0	U	1.0	0.13
74-97-5	Bromochloromethane	1.0	U	1.0	0.29
75-27-4	Bromodichloromethane	1.0	U	1.0	0.15
75-25-2	Bromoform	1.0	U	1.0	0.64
74-83-9	Bromomethane	1.0	U	1.0	0.41
75-15-0	Carbon disulfide	1.0	U	1.0	0.13

FORM I

GC/MS VOA ORGANICS ANALYSIS DATA SHEET

Lab Name: TestAmerica Canton | Job No.: 240-38336-1

SDG No.:

Client Sample ID: EL-SW01A-061014 | Lab Sample ID: 240-38336-37

Matrix: Water | Lab File ID: UX944371.D

Analysis Method: 8260B | Date Collected: 06/10/2014 10:38

Sample wt/vol: 5(mL) | Date Analyzed: 06/22/2014 09:35

Soil Aliquot Vol: | Dilution Factor: 1

Soil Extract Vol.: | GC Column: DB-624 ID: 0.18(mm)

% Moisture: | Level: (low/med) Low

Analysis Batch No.: 135655 | Units: ug/L

CAS NO.	COMPOUND NAME	RESULT	Q	RL	MDL
56-23-5	Carbon tetrachloride	1.0	U	1.0	0.13
108-90-7	Chlorobenzene	1.0	U	1.0	0.15
75-00-3	Chloroethane	1.0	U	1.0	0.29
67-66-3	Chloroform	1.0	U	1.0	0.16
74-87-3	Chloromethane	1.0	U	1.0	0.30
156-59-2	cis-1,2-Dichloroethene	1.0	U	1.0	0.17
10061-01-5	cis-1,3-Dichloropropene	1.0	U	1.0	0.14
124-48-1	Dibromochloromethane	1.0	U	1.0	0.18
74-95-3	Dibromomethane	1.0	U	1.0	0.28
75-71-8	Dichlorodifluoromethane	1.0	U	1.0	0.31
108-20-3	Diisopropyl ether	5.0	U	5.0	1.5
100-41-4	Ethylbenzene	1.0	U	1.0	0.17
637-92-3	Ethyl-t-butyl ether (ETBE)	5.0	U	5.0	0.11
87-68-3	Hexachlorobutadiene	1.0	U	1.0	0.30
98-82-8	Isopropylbenzene	1.0	U	1.0	0.13
1634-04-4	Methyl tert-butyl ether	1.0	U	1.0	0.17
75-09-2	Methylene Chloride	1.0	U	1.0	0.33
179601-23-1	m-Xylene & p-Xylene	2.0	U	2.0	0.24
91-20-3	Naphthalene	1.0	U	1.0	0.24
104-51-8	n-Butylbenzene	1.0	U	1.0	0.12
103-65-1	n-Propylbenzene	1.0	U	1.0	0.14
95-47-6	o-Xylene	1.0	U	1.0	0.14
99-87-6	p-Isopropyltoluene	1.0	U	1.0	0.12
135-98-8	sec-Butylbenzene	1.0	U	1.0	0.13
100-42-5	Styrene	1.0	U	1.0	0.11
994-05-8	Tert-amyl-methyl ether (TAME)	5.0	U	5.0	0.067
75-65-0	tert-Butyl alcohol	20	U	20	3.9
98-06-6	tert-Butylbenzene	1.0	U	1.0	0.13
127-18-4	Tetrachloroethene	1.0	U	1.0	0.29
108-88-3	Toluene	1.0	U	1.0	0.13
156-60-5	trans-1,2-Dichloroethene	1.0	U	1.0	0.19
10061-02-6	trans-1,3-Dichloropropene	1.0	U	1.0	0.19
79-01-6	Trichloroethene	0.28	J	1.0	0.17
75-69-4	Trichlorofluoromethane	1.0	U	1.0	0.21
108-05-4	Vinyl acetate	2.0	U	2.0	0.19
75-01-4	Vinyl chloride	0.50	U	0.50	0.22

FORM I
GC/MS VOA ORGANICS ANALYSIS DATA SHEET

Lab Name: TestAmerica Canton | Job No.: 240-38336-1

SDG No.:

Client Sample ID: EL-SW01A-061014 | Lab Sample ID: 240-38336-37

Matrix: Water | Lab File ID: UX944371.D

Analysis Method: 8260B | Date Collected: 06/10/2014 10:38

Sample wt/vol: 5(mL) | Date Analyzed: 06/22/2014 09:35

Soil Aliquot Vol: | Dilution Factor: 1

Soil Extract Vol.: | GC Column: DB-624 ID: 0.18(mm)

% Moisture: | Level: (low/med) Low

Analysis Batch No.: 135655 | Units: ug/L

CAS NO.	COMPOUND NAME	RESULT	Q	RL	MDL
1330-20-7	Xylenes, Total	2.0	U	2.0	0.14

CAS NO.	SURROGATE	%REC	Q	LIMITS
17060-07-0	1,2-Dichloroethane-d4 (Surr)	102		63-129
460-00-4	4-Bromofluorobenzene (Surr)	94		66-120
1868-53-7	Dibromofluoromethane (Surr)	104		75-121
2037-26-5	Toluene-d8 (Surr)	100		74-120

FORM I
GC/MS VOA ORGANICS ANALYSIS DATA SHEET

Lab Name: TestAmerica Canton | Job No.: 240-38336-1

SDG No.:

Client Sample ID: EL-SW01B-061014 | Lab Sample ID: 240-38336-38

Matrix: Water | Lab File ID: UX944372.D

Analysis Method: 8260B | Date Collected: 06/10/2014 10:44

Sample wt/vol: 5(mL) | Date Analyzed: 06/22/2014 09:58

Soil Aliquot Vol: | Dilution Factor: 1

Soil Extract Vol.: | GC Column: DB-624 ID: 0.18(mm)

% Moisture: | Level: (low/med) Low

Analysis Batch No.: 135655 | Units: ug/L

CAS NO.	COMPOUND NAME	RESULT	Q	RL	MDL
630-20-6	1,1,1,2-Tetrachloroethane	1.0	U	1.0	0.23
71-55-6	1,1,1-Trichloroethane	1.0	U	1.0	0.22
79-34-5	1,1,2,2-Tetrachloroethane	1.0	U	1.0	0.18
76-13-1	1,1,2-Trichloro-1,2,2-trichfluoroeth ane	1.0	U	1.0	0.28
75-34-3	1,1-Dichloroethane	1.0	U	1.0	0.15
75-35-4	1,1-Dichloroethene	1.0	U	1.0	0.19
563-58-6	1,1-Dichloropropene	1.0	U	1.0	0.13
87-61-6	1,2,3-Trichlorobenzene	1.0	U	1.0	0.17
96-18-4	1,2,3-Trichloropropane	1.0	U	1.0	0.43
526-73-8	1,2,3-Trimethylbenzene	5.0	U	5.0	0.0059
120-82-1	1,2,4-Trichlorobenzene	1.0	U	1.0	0.15
95-63-6	1,2,4-Trimethylbenzene	1.0	U	1.0	0.12
96-12-8	1,2-Dibromo-3-Chloropropane	5.0	U	5.0	0.67
106-93-4	1,2-Dibromoethane	1.0	U	1.0	0.24
95-50-1	1,2-Dichlorobenzene	1.0	U	1.0	0.13
107-06-2	1,2-Dichloroethane	1.0	U	1.0	0.22
78-87-5	1,2-Dichloropropane	1.0	U	1.0	0.18
541-73-1	1,3-Dichlorobenzene	1.0	U	1.0	0.14
142-28-9	1,3-Dichloropropane	1.0	U	1.0	0.16
106-46-7	1,4-Dichlorobenzene	1.0	U	1.0	0.13
594-20-7	2,2-Dichloropropane	1.0	U	1.0	0.13
78-93-3	2-Butanone	5.0	U	5.0	0.57
110-75-8	2-Chloroethyl vinyl ether	10	U	10	0.99
95-49-8	2-Chlorotoluene	1.0	U	1.0	0.11
591-78-6	2-Hexanone	5.0	U	5.0	0.41
106-43-4	4-Chlorotoluene	1.0	U	1.0	0.18
108-10-1	4-Methyl-2-pentanone	5.0	U	5.0	0.32
67-64-1	Acetone	2.7	J	5.0	1.1
71-43-2	Benzene	1.0	U	1.0	0.13
108-86-1	Bromobenzene	1.0	U	1.0	0.13
74-97-5	Bromochloromethane	1.0	U	1.0	0.29
75-27-4	Bromodichloromethane	1.0	U	1.0	0.15
75-25-2	Bromoform	1.0	U	1.0	0.64
74-83-9	Bromomethane	1.0	U	1.0	0.41
75-15-0	Carbon disulfide	0.20	J	1.0	0.13

FORM I

GC/MS VOA ORGANICS ANALYSIS DATA SHEET

Lab Name: TestAmerica Canton Job No.: 240-38336-1

SDG No.:

Client Sample ID: EL-SW01B-061014 Lab Sample ID: 240-38336-38

Matrix: Water Lab File ID: UX944372.D

Analysis Method: 8260B Date Collected: 06/10/2014 10:44

Sample wt/vol: 5(mL) Date Analyzed: 06/22/2014 09:58

Soil Aliquot Vol: Dilution Factor: 1

Soil Extract Vol.: GC Column: DB-624 ID: 0.18(mm)

% Moisture: Level: (low/med) Low

Analysis Batch No.: 135655 Units: ug/L

CAS NO.	COMPOUND NAME	RESULT	Q	RL	MDL
56-23-5	Carbon tetrachloride	1.0	U	1.0	0.13
108-90-7	Chlorobenzene	1.0	U	1.0	0.15
75-00-3	Chloroethane	1.0	U	1.0	0.29
67-66-3	Chloroform	1.0	U	1.0	0.16
74-87-3	Chloromethane	1.0	U	1.0	0.30
156-59-2	cis-1,2-Dichloroethene	1.0	U	1.0	0.17
10061-01-5	cis-1,3-Dichloropropene	1.0	U	1.0	0.14
124-48-1	Dibromochloromethane	1.0	U	1.0	0.18
74-95-3	Dibromomethane	1.0	U	1.0	0.28
75-71-8	Dichlorodifluoromethane	1.0	U	1.0	0.31
108-20-3	Diisopropyl ether	5.0	U	5.0	1.5
100-41-4	Ethylbenzene	1.0	U	1.0	0.17
637-92-3	Ethyl-t-butyl ether (ETBE)	5.0	U	5.0	0.11
87-68-3	Hexachlorobutadiene	1.0	U	1.0	0.30
98-82-8	Isopropylbenzene	1.0	U	1.0	0.13
1634-04-4	Methyl tert-butyl ether	1.0	U	1.0	0.17
75-09-2	Methylene Chloride	1.0	U	1.0	0.33
179601-23-1	m-Xylene & p-Xylene	2.0	U	2.0	0.24
91-20-3	Naphthalene	1.0	U	1.0	0.24
104-51-8	n-Butylbenzene	1.0	U	1.0	0.12
103-65-1	n-Propylbenzene	1.0	U	1.0	0.14
95-47-6	o-Xylene	1.0	U	1.0	0.14
99-87-6	p-Isopropyltoluene	1.0	U	1.0	0.12
135-98-8	sec-Butylbenzene	1.0	U	1.0	0.13
100-42-5	Styrene	1.0	U	1.0	0.11
994-05-8	Tert-amyl-methyl ether (TAME)	5.0	U	5.0	0.067
75-65-0	tert-Butyl alcohol	20	U	20	3.9
98-06-6	tert-Butylbenzene	1.0	U	1.0	0.13
127-18-4	Tetrachloroethene	1.0	U	1.0	0.29
108-88-3	Toluene	1.0	U	1.0	0.13
156-60-5	trans-1,2-Dichloroethene	1.0	U	1.0	0.19
10061-02-6	trans-1,3-Dichloropropene	1.0	U	1.0	0.19
79-01-6	Trichloroethene	0.30	J	1.0	0.17
75-69-4	Trichlorofluoromethane	1.0	U	1.0	0.21
108-05-4	Vinyl acetate	2.0	U	2.0	0.19
75-01-4	Vinyl chloride	0.50	U	0.50	0.22

FORM I
GC/MS VOA ORGANICS ANALYSIS DATA SHEET

Lab Name: TestAmerica Canton | Job No.: 240-38336-1

SDG No.:

Client Sample ID: EL-SW01B-061014 | Lab Sample ID: 240-38336-38

Matrix: Water | Lab File ID: UX944372.D

Analysis Method: 8260B | Date Collected: 06/10/2014 10:44

Sample wt/vol: 5(mL) | Date Analyzed: 06/22/2014 09:58

Soil Aliquot Vol: | Dilution Factor: 1

Soil Extract Vol.: | GC Column: DB-624 ID: 0.18(mm)

% Moisture: | Level: (low/med) Low

Analysis Batch No.: 135655 | Units: ug/L

CAS NO.	COMPOUND NAME	RESULT	Q	RL	MDL
1330-20-7	Xylenes, Total	2.0	U	2.0	0.14

CAS NO.	SURROGATE	%REC	Q	LIMITS
17060-07-0	1,2-Dichloroethane-d4 (Surr)	102		63-129
460-00-4	4-Bromofluorobenzene (Surr)	91		66-120
1868-53-7	Dibromofluoromethane (Surr)	93		75-121
2037-26-5	Toluene-d8 (Surr)	100		74-120

FORM I
GC/MS VOA ORGANICS ANALYSIS DATA SHEET

Lab Name: TestAmerica Canton | Job No.: 240-38336-1

SDG No.:

Client Sample ID: EL-SW01C-061014 | Lab Sample ID: 240-38336-39

Matrix: Water | Lab File ID: UX944373.D

Analysis Method: 8260B | Date Collected: 06/10/2014 10:48

Sample wt/vol: 5(mL) | Date Analyzed: 06/22/2014 10:21

Soil Aliquot Vol: | Dilution Factor: 1

Soil Extract Vol.: | GC Column: DB-624 ID: 0.18(mm)

% Moisture: | Level: (low/med) Low

Analysis Batch No.: 135655 | Units: ug/L

CAS NO.	COMPOUND NAME	RESULT	Q	RL	MDL
630-20-6	1,1,1,2-Tetrachloroethane	1.0	U	1.0	0.23
71-55-6	1,1,1-Trichloroethane	1.0	U	1.0	0.22
79-34-5	1,1,2,2-Tetrachloroethane	1.0	U	1.0	0.18
76-13-1	1,1,2-Trichloro-1,2,2-trichfluoroeth ane	1.0	U	1.0	0.28
75-34-3	1,1-Dichloroethane	1.0	U	1.0	0.15
75-35-4	1,1-Dichloroethene	1.0	U	1.0	0.19
563-58-6	1,1-Dichloropropene	1.0	U	1.0	0.13
87-61-6	1,2,3-Trichlorobenzene	1.0	U	1.0	0.17
96-18-4	1,2,3-Trichloropropane	1.0	U	1.0	0.43
526-73-8	1,2,3-Trimethylbenzene	5.0	U	5.0	0.0059
120-82-1	1,2,4-Trichlorobenzene	1.0	U	1.0	0.15
95-63-6	1,2,4-Trimethylbenzene	1.0	U	1.0	0.12
96-12-8	1,2-Dibromo-3-Chloropropane	5.0	U	5.0	0.67
106-93-4	1,2-Dibromoethane	1.0	U	1.0	0.24
95-50-1	1,2-Dichlorobenzene	1.0	U	1.0	0.13
107-06-2	1,2-Dichloroethane	1.0	U	1.0	0.22
78-87-5	1,2-Dichloropropane	1.0	U	1.0	0.18
541-73-1	1,3-Dichlorobenzene	1.0	U	1.0	0.14
142-28-9	1,3-Dichloropropane	1.0	U	1.0	0.16
106-46-7	1,4-Dichlorobenzene	1.0	U	1.0	0.13
594-20-7	2,2-Dichloropropane	1.0	U	1.0	0.13
78-93-3	2-Butanone	5.0	U	5.0	0.57
110-75-8	2-Chloroethyl vinyl ether	10	U	10	0.99
95-49-8	2-Chlorotoluene	1.0	U	1.0	0.11
591-78-6	2-Hexanone	5.0	U	5.0	0.41
106-43-4	4-Chlorotoluene	1.0	U	1.0	0.18
108-10-1	4-Methyl-2-pentanone	5.0	U	5.0	0.32
67-64-1	Acetone	1.5	J	5.0	1.1
71-43-2	Benzene	1.0	U	1.0	0.13
108-86-1	Bromobenzene	1.0	U	1.0	0.13
74-97-5	Bromochloromethane	1.0	U	1.0	0.29
75-27-4	Bromodichloromethane	1.0	U	1.0	0.15
75-25-2	Bromoform	1.0	U	1.0	0.64
74-83-9	Bromomethane	1.0	U	1.0	0.41
75-15-0	Carbon disulfide	0.20	J	1.0	0.13

FORM I
GC/MS VOA ORGANICS ANALYSIS DATA SHEET

Lab Name: TestAmerica Canton | Job No.: 240-38336-1

SDG No.:

Client Sample ID: EL-SW01C-061014 | Lab Sample ID: 240-38336-39

Matrix: Water | Lab File ID: UX944373.D

Analysis Method: 8260B | Date Collected: 06/10/2014 10:48

Sample wt/vol: 5(mL) | Date Analyzed: 06/22/2014 10:21

Soil Aliquot Vol: | Dilution Factor: 1

Soil Extract Vol.: | GC Column: DB-624 ID: 0.18(mm)

% Moisture: | Level: (low/med) Low

Analysis Batch No.: 135655 | Units: ug/L

CAS NO.	COMPOUND NAME	RESULT	Q	RL	MDL
56-23-5	Carbon tetrachloride	1.0	U	1.0	0.13
108-90-7	Chlorobenzene	1.0	U	1.0	0.15
75-00-3	Chloroethane	1.0	U	1.0	0.29
67-66-3	Chloroform	1.0	U	1.0	0.16
74-87-3	Chloromethane	1.0	U	1.0	0.30
156-59-2	cis-1,2-Dichloroethene	1.0	U	1.0	0.17
10061-01-5	cis-1,3-Dichloropropene	1.0	U	1.0	0.14
124-48-1	Dibromochloromethane	1.0	U	1.0	0.18
74-95-3	Dibromomethane	1.0	U	1.0	0.28
75-71-8	Dichlorodifluoromethane	1.0	U	1.0	0.31
108-20-3	Diisopropyl ether	5.0	U	5.0	1.5
100-41-4	Ethylbenzene	1.0	U	1.0	0.17
637-92-3	Ethyl-t-butyl ether (ETBE)	5.0	U	5.0	0.11
87-68-3	Hexachlorobutadiene	1.0	U	1.0	0.30
98-82-8	Isopropylbenzene	1.0	U	1.0	0.13
1634-04-4	Methyl tert-butyl ether	1.0	U	1.0	0.17
75-09-2	Methylene Chloride	1.0	U	1.0	0.33
179601-23-1	m-Xylene & p-Xylene	2.0	U	2.0	0.24
91-20-3	Naphthalene	1.0	U	1.0	0.24
104-51-8	n-Butylbenzene	1.0	U	1.0	0.12
103-65-1	n-Propylbenzene	1.0	U	1.0	0.14
95-47-6	o-Xylene	1.0	U	1.0	0.14
99-87-6	p-Isopropyltoluene	1.0	U	1.0	0.12
135-98-8	sec-Butylbenzene	1.0	U	1.0	0.13
100-42-5	Styrene	1.0	U	1.0	0.11
994-05-8	Tert-amyl-methyl ether (TAME)	5.0	U	5.0	0.067
75-65-0	tert-Butyl alcohol	20	U	20	3.9
98-06-6	tert-Butylbenzene	1.0	U	1.0	0.13
127-18-4	Tetrachloroethene	1.0	U	1.0	0.29
108-88-3	Toluene	1.0	U	1.0	0.13
156-60-5	trans-1,2-Dichloroethene	1.0	U	1.0	0.19
10061-02-6	trans-1,3-Dichloropropene	1.0	U	1.0	0.19
79-01-6	Trichloroethene	0.33	J	1.0	0.17
75-69-4	Trichlorofluoromethane	1.0	U	1.0	0.21
108-05-4	Vinyl acetate	2.0	U	2.0	0.19
75-01-4	Vinyl chloride	0.50	U	0.50	0.22

FORM I
GC/MS VOA ORGANICS ANALYSIS DATA SHEET

Lab Name: TestAmerica Canton | Job No.: 240-38336-1

SDG No.:

Client Sample ID: EL-SW01C-061014 | Lab Sample ID: 240-38336-39

Matrix: Water | Lab File ID: UX944373.D

Analysis Method: 8260B | Date Collected: 06/10/2014 10:48

Sample wt/vol: 5(mL) | Date Analyzed: 06/22/2014 10:21

Soil Aliquot Vol: | Dilution Factor: 1

Soil Extract Vol.: | GC Column: DB-624 ID: 0.18(mm)

% Moisture: | Level: (low/med) Low

Analysis Batch No.: 135655 | Units: ug/L

CAS NO.	COMPOUND NAME	RESULT	Q	RL	MDL
1330-20-7	Xylenes, Total	2.0	U	2.0	0.14

CAS NO.	SURROGATE	%REC	Q	LIMITS
17060-07-0	1,2-Dichloroethane-d4 (Surr)	98		63-129
460-00-4	4-Bromofluorobenzene (Surr)	91		66-120
1868-53-7	Dibromofluoromethane (Surr)	92		75-121
2037-26-5	Toluene-d8 (Surr)	99		74-120

FORM I
GC/MS VOA ORGANICS ANALYSIS DATA SHEET

Lab Name: TestAmerica Canton | Job No.: 240-38336-1

SDG No.:

Client Sample ID: EL-SW01D-061014 | Lab Sample ID: 240-38336-40

Matrix: Water | Lab File ID: UX944374.D

Analysis Method: 8260B | Date Collected: 06/10/2014 10:51

Sample wt/vol: 5(mL) | Date Analyzed: 06/22/2014 10:44

Soil Aliquot Vol: | Dilution Factor: 1

Soil Extract Vol.: | GC Column: DB-624 ID: 0.18(mm)

% Moisture: | Level: (low/med) Low

Analysis Batch No.: 135655 | Units: ug/L

CAS NO.	COMPOUND NAME	RESULT	Q	RL	MDL
630-20-6	1,1,1,2-Tetrachloroethane	1.0	U	1.0	0.23
71-55-6	1,1,1-Trichloroethane	1.0	U	1.0	0.22
79-34-5	1,1,2,2-Tetrachloroethane	1.0	U	1.0	0.18
76-13-1	1,1,2-Trichloro-1,2,2-trichfluoroeth ane	1.0	U	1.0	0.28
75-34-3	1,1-Dichloroethane	1.0	U	1.0	0.15
75-35-4	1,1-Dichloroethene	1.0	U	1.0	0.19
563-58-6	1,1-Dichloropropene	1.0	U	1.0	0.13
87-61-6	1,2,3-Trichlorobenzene	1.0	U	1.0	0.17
96-18-4	1,2,3-Trichloropropane	1.0	U	1.0	0.43
526-73-8	1,2,3-Trimethylbenzene	5.0	U	5.0	0.0059
120-82-1	1,2,4-Trichlorobenzene	1.0	U	1.0	0.15
95-63-6	1,2,4-Trimethylbenzene	1.0	U	1.0	0.12
96-12-8	1,2-Dibromo-3-Chloropropane	5.0	U	5.0	0.67
106-93-4	1,2-Dibromoethane	1.0	U	1.0	0.24
95-50-1	1,2-Dichlorobenzene	1.0	U	1.0	0.13
107-06-2	1,2-Dichloroethane	1.0	U	1.0	0.22
78-87-5	1,2-Dichloropropane	1.0	U	1.0	0.18
541-73-1	1,3-Dichlorobenzene	1.0	U	1.0	0.14
142-28-9	1,3-Dichloropropane	1.0	U	1.0	0.16
106-46-7	1,4-Dichlorobenzene	1.0	U	1.0	0.13
594-20-7	2,2-Dichloropropane	1.0	U	1.0	0.13
78-93-3	2-Butanone	5.0	U	5.0	0.57
110-75-8	2-Chloroethyl vinyl ether	10	U	10	0.99
95-49-8	2-Chlorotoluene	1.0	U	1.0	0.11
591-78-6	2-Hexanone	5.0	U	5.0	0.41
106-43-4	4-Chlorotoluene	1.0	U	1.0	0.18
108-10-1	4-Methyl-2-pentanone	5.0	U	5.0	0.32
67-64-1	Acetone	1.2	J	5.0	1.1
71-43-2	Benzene	1.0	U	1.0	0.13
108-86-1	Bromobenzene	1.0	U	1.0	0.13
74-97-5	Bromochloromethane	1.0	U	1.0	0.29
75-27-4	Bromodichloromethane	1.0	U	1.0	0.15
75-25-2	Bromoform	1.0	U	1.0	0.64
74-83-9	Bromomethane	1.0	U	1.0	0.41
75-15-0	Carbon disulfide	1.0	U	1.0	0.13

FORM I
GC/MS VOA ORGANICS ANALYSIS DATA SHEET

Lab Name: TestAmerica Canton | Job No.: 240-38336-1

SDG No.:

Client Sample ID: EL-SW01D-061014 | Lab Sample ID: 240-38336-40

Matrix: Water | Lab File ID: UX944374.D

Analysis Method: 8260B | Date Collected: 06/10/2014 10:51

Sample wt/vol: 5(mL) | Date Analyzed: 06/22/2014 10:44

Soil Aliquot Vol: | Dilution Factor: 1

Soil Extract Vol.: | GC Column: DB-624 ID: 0.18(mm)

% Moisture: | Level: (low/med) Low

Analysis Batch No.: 135655 | Units: ug/L

CAS NO.	COMPOUND NAME	RESULT	Q	RL	MDL
56-23-5	Carbon tetrachloride	1.0	U	1.0	0.13
108-90-7	Chlorobenzene	1.0	U	1.0	0.15
75-00-3	Chloroethane	1.0	U	1.0	0.29
67-66-3	Chloroform	1.0	U	1.0	0.16
74-87-3	Chloromethane	1.0	U	1.0	0.30
156-59-2	cis-1,2-Dichloroethene	1.0	U	1.0	0.17
10061-01-5	cis-1,3-Dichloropropene	1.0	U	1.0	0.14
124-48-1	Dibromochloromethane	1.0	U	1.0	0.18
74-95-3	Dibromomethane	1.0	U	1.0	0.28
75-71-8	Dichlorodifluoromethane	1.0	U	1.0	0.31
108-20-3	Diisopropyl ether	5.0	U	5.0	1.5
100-41-4	Ethylbenzene	1.0	U	1.0	0.17
637-92-3	Ethyl-t-butyl ether (ETBE)	5.0	U	5.0	0.11
87-68-3	Hexachlorobutadiene	1.0	U	1.0	0.30
98-82-8	Isopropylbenzene	1.0	U	1.0	0.13
1634-04-4	Methyl tert-butyl ether	1.0	U	1.0	0.17
75-09-2	Methylene Chloride	1.0	U	1.0	0.33
179601-23-1	m-Xylene & p-Xylene	2.0	U	2.0	0.24
91-20-3	Naphthalene	1.0	U	1.0	0.24
104-51-8	n-Butylbenzene	1.0	U	1.0	0.12
103-65-1	n-Propylbenzene	1.0	U	1.0	0.14
95-47-6	o-Xylene	1.0	U	1.0	0.14
99-87-6	p-Isopropyltoluene	1.0	U	1.0	0.12
135-98-8	sec-Butylbenzene	1.0	U	1.0	0.13
100-42-5	Styrene	1.0	U	1.0	0.11
994-05-8	Tert-amyl-methyl ether (TAME)	5.0	U	5.0	0.067
75-65-0	tert-Butyl alcohol	20	U	20	3.9
98-06-6	tert-Butylbenzene	1.0	U	1.0	0.13
127-18-4	Tetrachloroethene	1.0	U	1.0	0.29
108-88-3	Toluene	1.0	U	1.0	0.13
156-60-5	trans-1,2-Dichloroethene	1.0	U	1.0	0.19
10061-02-6	trans-1,3-Dichloropropene	1.0	U	1.0	0.19
79-01-6	Trichloroethene	0.27	J	1.0	0.17
75-69-4	Trichlorofluoromethane	1.0	U	1.0	0.21
108-05-4	Vinyl acetate	2.0	U	2.0	0.19
75-01-4	Vinyl chloride	0.50	U	0.50	0.22

FORM I
GC/MS VOA ORGANICS ANALYSIS DATA SHEET

Lab Name: TestAmerica Canton | Job No.: 240-38336-1

SDG No.:

Client Sample ID: EL-SW01D-061014 | Lab Sample ID: 240-38336-40

Matrix: Water | Lab File ID: UX944374.D

Analysis Method: 8260B | Date Collected: 06/10/2014 10:51

Sample wt/vol: 5(mL) | Date Analyzed: 06/22/2014 10:44

Soil Aliquot Vol: | Dilution Factor: 1

Soil Extract Vol.: | GC Column: DB-624 ID: 0.18(mm)

% Moisture: | Level: (low/med) Low

Analysis Batch No.: 135655 | Units: ug/L

CAS NO.	COMPOUND NAME	RESULT	Q	RL	MDL
1330-20-7	Xylenes, Total	2.0	U	2.0	0.14

CAS NO.	SURROGATE	%REC	Q	LIMITS
17060-07-0	1,2-Dichloroethane-d4 (Surr)	102		63-129
460-00-4	4-Bromofluorobenzene (Surr)	90		66-120
1868-53-7	Dibromofluoromethane (Surr)	93		75-121
2037-26-5	Toluene-d8 (Surr)	95		74-120

FORM I
GC/MS VOA ORGANICS ANALYSIS DATA SHEET

Lab Name: TestAmerica Canton | Job No.: 240-38336-1

SDG No.:

Client Sample ID: MSA-SW37A-061014 | Lab Sample ID: 240-38336-1

Matrix: Water | Lab File ID: UX944342.D

Analysis Method: 8260B | Date Collected: 06/10/2014 13:43

Sample wt/vol: 5(mL) | Date Analyzed: 06/20/2014 18:44

Soil Aliquot Vol: | Dilution Factor: 1

Soil Extract Vol.: | GC Column: DB-624 ID: 0.18(mm)

% Moisture: | Level: (low/med) Low

Analysis Batch No.: 135595 | Units: ug/L

CAS NO.	COMPOUND NAME	RESULT	Q	RL	MDL
630-20-6	1,1,1,2-Tetrachloroethane	1.0	U	1.0	0.23
71-55-6	1,1,1-Trichloroethane	1.0	U	1.0	0.22
79-34-5	1,1,2,2-Tetrachloroethane	1.0	U	1.0	0.18
76-13-1	1,1,2-Trichloro-1,2,2-trichfluoroeth ane	1.0	U	1.0	0.28
75-34-3	1,1-Dichloroethane	1.0	U	1.0	0.15
75-35-4	1,1-Dichloroethene	1.0	U	1.0	0.19
563-58-6	1,1-Dichloropropene	1.0	U	1.0	0.13
87-61-6	1,2,3-Trichlorobenzene	1.0	U	1.0	0.17
96-18-4	1,2,3-Trichloropropane	1.0	U	1.0	0.43
526-73-8	1,2,3-Trimethylbenzene	5.0	U	5.0	0.0059
120-82-1	1,2,4-Trichlorobenzene	1.0	U	1.0	0.15
95-63-6	1,2,4-Trimethylbenzene	1.0	U	1.0	0.12
96-12-8	1,2-Dibromo-3-Chloropropane	5.0	U	5.0	0.67
106-93-4	1,2-Dibromoethane	1.0	U	1.0	0.24
95-50-1	1,2-Dichlorobenzene	1.0	U	1.0	0.13
107-06-2	1,2-Dichloroethane	1.0	U	1.0	0.22
78-87-5	1,2-Dichloropropane	1.0	U	1.0	0.18
541-73-1	1,3-Dichlorobenzene	1.0	U	1.0	0.14
142-28-9	1,3-Dichloropropane	1.0	U	1.0	0.16
106-46-7	1,4-Dichlorobenzene	1.0	U	1.0	0.13
594-20-7	2,2-Dichloropropane	1.0	U	1.0	0.13
78-93-3	2-Butanone	5.0	U	5.0	0.57
110-75-8	2-Chloroethyl vinyl ether	10	U	10	0.99
95-49-8	2-Chlorotoluene	1.0	U	1.0	0.11
591-78-6	2-Hexanone	5.0	U	5.0	0.41
106-43-4	4-Chlorotoluene	1.0	U	1.0	0.18
108-10-1	4-Methyl-2-pentanone	5.0	U	5.0	0.32
67-64-1	Acetone	2.1	J	5.0	1.1
71-43-2	Benzene	1.0	U	1.0	0.13
108-86-1	Bromobenzene	1.0	U	1.0	0.13
74-97-5	Bromochloromethane	1.0	U	1.0	0.29
75-27-4	Bromodichloromethane	1.0	U	1.0	0.15
75-25-2	Bromoform	1.0	U	1.0	0.64
74-83-9	Bromomethane	1.0	U	1.0	0.41
75-15-0	Carbon disulfide	1.0	U	1.0	0.13

FORM I
GC/MS VOA ORGANICS ANALYSIS DATA SHEET

Lab Name: TestAmerica Canton | Job No.: 240-38336-1

SDG No.:

Client Sample ID: MSA-SW37A-061014 | Lab Sample ID: 240-38336-1

Matrix: Water | Lab File ID: UX944342.D

Analysis Method: 8260B | Date Collected: 06/10/2014 13:43

Sample wt/vol: 5(mL) | Date Analyzed: 06/20/2014 18:44

Soil Aliquot Vol: | Dilution Factor: 1

Soil Extract Vol.: | GC Column: DB-624 ID: 0.18(mm)

% Moisture: | Level: (low/med) Low

Analysis Batch No.: 135595 | Units: ug/L

CAS NO.	COMPOUND NAME	RESULT	Q	RL	MDL
56-23-5	Carbon tetrachloride	1.0	U	1.0	0.13
108-90-7	Chlorobenzene	1.0	U	1.0	0.15
75-00-3	Chloroethane	1.0	U	1.0	0.29
67-66-3	Chloroform	1.0	U	1.0	0.16
74-87-3	Chloromethane	1.0	U	1.0	0.30
156-59-2	cis-1,2-Dichloroethene	1.0	U	1.0	0.17
10061-01-5	cis-1,3-Dichloropropene	1.0	U	1.0	0.14
124-48-1	Dibromochloromethane	1.0	U	1.0	0.18
74-95-3	Dibromomethane	1.0	U	1.0	0.28
75-71-8	Dichlorodifluoromethane	1.0	U	1.0	0.31
108-20-3	Diisopropyl ether	5.0	U	5.0	1.5
100-41-4	Ethylbenzene	1.0	U	1.0	0.17
637-92-3	Ethyl-t-butyl ether (ETBE)	5.0	U	5.0	0.11
87-68-3	Hexachlorobutadiene	1.0	U	1.0	0.30
98-82-8	Isopropylbenzene	1.0	U	1.0	0.13
1634-04-4	Methyl tert-butyl ether	1.0	U	1.0	0.17
75-09-2	Methylene Chloride	1.0	U	1.0	0.33
179601-23-1	m-Xylene & p-Xylene	2.0	U	2.0	0.24
91-20-3	Naphthalene	1.0	U	1.0	0.24
104-51-8	n-Butylbenzene	1.0	U	1.0	0.12
103-65-1	n-Propylbenzene	1.0	U	1.0	0.14
95-47-6	o-Xylene	1.0	U	1.0	0.14
99-87-6	p-Isopropyltoluene	1.0	U	1.0	0.12
135-98-8	sec-Butylbenzene	1.0	U	1.0	0.13
100-42-5	Styrene	1.0	U	1.0	0.11
994-05-8	Tert-amyl-methyl ether (TAME)	5.0	U	5.0	0.067
75-65-0	tert-Butyl alcohol	20	U *	20	3.9
98-06-6	tert-Butylbenzene	1.0	U	1.0	0.13
127-18-4	Tetrachloroethene	1.0	U	1.0	0.29
108-88-3	Toluene	1.0	U	1.0	0.13
156-60-5	trans-1,2-Dichloroethene	1.0	U	1.0	0.19
10061-02-6	trans-1,3-Dichloropropene	1.0	U	1.0	0.19
79-01-6	Trichloroethene	0.72	J	1.0	0.17
75-69-4	Trichlorofluoromethane	1.0	U	1.0	0.21
108-05-4	Vinyl acetate	2.0	U	2.0	0.19
75-01-4	Vinyl chloride	0.50	U	0.50	0.22

FORM I
GC/MS VOA ORGANICS ANALYSIS DATA SHEET

Lab Name: TestAmerica Canton | Job No.: 240-38336-1

SDG No.:

Client Sample ID: MSA-SW37A-061014 | Lab Sample ID: 240-38336-1

Matrix: Water | Lab File ID: UX944342.D

Analysis Method: 8260B | Date Collected: 06/10/2014 13:43

Sample wt/vol: 5(mL) | Date Analyzed: 06/20/2014 18:44

Soil Aliquot Vol: | Dilution Factor: 1

Soil Extract Vol.: | GC Column: DB-624 ID: 0.18(mm)

% Moisture: | Level: (low/med) Low

Analysis Batch No.: 135595 | Units: ug/L

CAS NO.	COMPOUND NAME	RESULT	Q	RL	MDL
1330-20-7	Xylenes, Total	2.0	U	2.0	0.14

CAS NO.	SURROGATE	%REC	Q	LIMITS
17060-07-0	1,2-Dichloroethane-d4 (Surr)	101		63-129
460-00-4	4-Bromofluorobenzene (Surr)	91		66-120
1868-53-7	Dibromofluoromethane (Surr)	96		75-121
2037-26-5	Toluene-d8 (Surr)	95		74-120

FORM I
GC/MS VOA ORGANICS ANALYSIS DATA SHEET

Lab Name: TestAmerica Canton | Job No.: 240-38336-1

SDG No.:

Client Sample ID: MSA-SW37B-061014 | Lab Sample ID: 240-38336-2

Matrix: Water | Lab File ID: UX944343.D

Analysis Method: 8260B | Date Collected: 06/10/2014 13:46

Sample wt/vol: 5(mL) | Date Analyzed: 06/20/2014 19:05

Soil Aliquot Vol: | Dilution Factor: 1

Soil Extract Vol.: | GC Column: DB-624 ID: 0.18(mm)

% Moisture: | Level: (low/med) Low

Analysis Batch No.: 135595 | Units: ug/L

CAS NO.	COMPOUND NAME	RESULT	Q	RL	MDL
630-20-6	1,1,1,2-Tetrachloroethane	1.0	U	1.0	0.23
71-55-6	1,1,1-Trichloroethane	1.0	U	1.0	0.22
79-34-5	1,1,2,2-Tetrachloroethane	1.0	U	1.0	0.18
76-13-1	1,1,2-Trichloro-1,2,2-trichfluoroeth ane	1.0	U	1.0	0.28
75-34-3	1,1-Dichloroethane	1.0	U	1.0	0.15
75-35-4	1,1-Dichloroethene	1.0	U	1.0	0.19
563-58-6	1,1-Dichloropropene	1.0	U	1.0	0.13
87-61-6	1,2,3-Trichlorobenzene	1.0	U	1.0	0.17
96-18-4	1,2,3-Trichloropropane	1.0	U	1.0	0.43
526-73-8	1,2,3-Trimethylbenzene	5.0	U	5.0	0.0059
120-82-1	1,2,4-Trichlorobenzene	1.0	U	1.0	0.15
95-63-6	1,2,4-Trimethylbenzene	1.0	U	1.0	0.12
96-12-8	1,2-Dibromo-3-Chloropropane	5.0	U	5.0	0.67
106-93-4	1,2-Dibromoethane	1.0	U	1.0	0.24
95-50-1	1,2-Dichlorobenzene	1.0	U	1.0	0.13
107-06-2	1,2-Dichloroethane	1.0	U	1.0	0.22
78-87-5	1,2-Dichloropropane	1.0	U	1.0	0.18
541-73-1	1,3-Dichlorobenzene	1.0	U	1.0	0.14
142-28-9	1,3-Dichloropropane	1.0	U	1.0	0.16
106-46-7	1,4-Dichlorobenzene	1.0	U	1.0	0.13
594-20-7	2,2-Dichloropropane	1.0	U	1.0	0.13
78-93-3	2-Butanone	5.0	U	5.0	0.57
110-75-8	2-Chloroethyl vinyl ether	10	U	10	0.99
95-49-8	2-Chlorotoluene	1.0	U	1.0	0.11
591-78-6	2-Hexanone	5.0	U	5.0	0.41
106-43-4	4-Chlorotoluene	1.0	U	1.0	0.18
108-10-1	4-Methyl-2-pentanone	5.0	U	5.0	0.32
67-64-1	Acetone	5.0	U	5.0	1.1
71-43-2	Benzene	1.0	U	1.0	0.13
108-86-1	Bromobenzene	1.0	U	1.0	0.13
74-97-5	Bromochloromethane	1.0	U	1.0	0.29
75-27-4	Bromodichloromethane	1.0	U	1.0	0.15
75-25-2	Bromoform	1.0	U	1.0	0.64
74-83-9	Bromomethane	1.0	U	1.0	0.41
75-15-0	Carbon disulfide	1.0	U	1.0	0.13

FORM I
GC/MS VOA ORGANICS ANALYSIS DATA SHEET

Lab Name: TestAmerica Canton | Job No.: 240-38336-1

SDG No.:

Client Sample ID: MSA-SW37B-061014 | Lab Sample ID: 240-38336-2

Matrix: Water | Lab File ID: UX944343.D

Analysis Method: 8260B | Date Collected: 06/10/2014 13:46

Sample wt/vol: 5(mL) | Date Analyzed: 06/20/2014 19:05

Soil Aliquot Vol: | Dilution Factor: 1

Soil Extract Vol.: | GC Column: DB-624 ID: 0.18(mm)

% Moisture: | Level: (low/med) Low

Analysis Batch No.: 135595 | Units: ug/L

CAS NO.	COMPOUND NAME	RESULT	Q	RL	MDL
56-23-5	Carbon tetrachloride	1.0	U	1.0	0.13
108-90-7	Chlorobenzene	1.0	U	1.0	0.15
75-00-3	Chloroethane	1.0	U	1.0	0.29
67-66-3	Chloroform	1.0	U	1.0	0.16
74-87-3	Chloromethane	1.0	U	1.0	0.30
156-59-2	cis-1,2-Dichloroethene	0.40	J	1.0	0.17
10061-01-5	cis-1,3-Dichloropropene	1.0	U	1.0	0.14
124-48-1	Dibromochloromethane	1.0	U	1.0	0.18
74-95-3	Dibromomethane	1.0	U	1.0	0.28
75-71-8	Dichlorodifluoromethane	1.0	U	1.0	0.31
108-20-3	Diisopropyl ether	5.0	U	5.0	1.5
100-41-4	Ethylbenzene	1.0	U	1.0	0.17
637-92-3	Ethyl-t-butyl ether (ETBE)	5.0	U	5.0	0.11
87-68-3	Hexachlorobutadiene	1.0	U	1.0	0.30
98-82-8	Isopropylbenzene	1.0	U	1.0	0.13
1634-04-4	Methyl tert-butyl ether	1.0	U	1.0	0.17
75-09-2	Methylene Chloride	1.0	U	1.0	0.33
179601-23-1	m-Xylene & p-Xylene	2.0	U	2.0	0.24
91-20-3	Naphthalene	1.0	U	1.0	0.24
104-51-8	n-Butylbenzene	1.0	U	1.0	0.12
103-65-1	n-Propylbenzene	1.0	U	1.0	0.14
95-47-6	o-Xylene	1.0	U	1.0	0.14
99-87-6	p-Isopropyltoluene	1.0	U	1.0	0.12
135-98-8	sec-Butylbenzene	1.0	U	1.0	0.13
100-42-5	Styrene	1.0	U	1.0	0.11
994-05-8	Tert-amyl-methyl ether (TAME)	5.0	U	5.0	0.067
75-65-0	tert-Butyl alcohol	20	U *	20	3.9
98-06-6	tert-Butylbenzene	1.0	U	1.0	0.13
127-18-4	Tetrachloroethene	1.0	U	1.0	0.29
108-88-3	Toluene	1.0	U	1.0	0.13
156-60-5	trans-1,2-Dichloroethene	1.0	U	1.0	0.19
10061-02-6	trans-1,3-Dichloropropene	1.0	U	1.0	0.19
79-01-6	Trichloroethene	0.62	J	1.0	0.17
75-69-4	Trichlorofluoromethane	1.0	U	1.0	0.21
108-05-4	Vinyl acetate	2.0	U	2.0	0.19
75-01-4	Vinyl chloride	0.50	U	0.50	0.22

FORM I
GC/MS VOA ORGANICS ANALYSIS DATA SHEET

Lab Name: TestAmerica Canton | Job No.: 240-38336-1

SDG No.:

Client Sample ID: MSA-SW37B-061014 | Lab Sample ID: 240-38336-2

Matrix: Water | Lab File ID: UX944343.D

Analysis Method: 8260B | Date Collected: 06/10/2014 13:46

Sample wt/vol: 5(mL) | Date Analyzed: 06/20/2014 19:05

Soil Aliquot Vol: | Dilution Factor: 1

Soil Extract Vol.: | GC Column: DB-624 ID: 0.18(mm)

% Moisture: | Level: (low/med) Low

Analysis Batch No.: 135595 | Units: ug/L

CAS NO.	COMPOUND NAME	RESULT	Q	RL	MDL
1330-20-7	Xylenes, Total	2.0	U	2.0	0.14

CAS NO.	SURROGATE	%REC	Q	LIMITS
17060-07-0	1,2-Dichloroethane-d4 (Surr)	99		63-129
460-00-4	4-Bromofluorobenzene (Surr)	86		66-120
1868-53-7	Dibromofluoromethane (Surr)	94		75-121
2037-26-5	Toluene-d8 (Surr)	97		74-120

FORM I
GC/MS VOA ORGANICS ANALYSIS DATA SHEET

Lab Name: TestAmerica Canton | Job No.: 240-38336-1

SDG No.:

Client Sample ID: MSA-SW37C-061014 | Lab Sample ID: 240-38336-3

Matrix: Water | Lab File ID: UX944344.D

Analysis Method: 8260B | Date Collected: 06/10/2014 13:49

Sample wt/vol: 5(mL) | Date Analyzed: 06/20/2014 19:29

Soil Aliquot Vol: | Dilution Factor: 1

Soil Extract Vol.: | GC Column: DB-624 ID: 0.18(mm)

% Moisture: | Level: (low/med) Low

Analysis Batch No.: 135595 | Units: ug/L

CAS NO.	COMPOUND NAME	RESULT	Q	RL	MDL
630-20-6	1,1,1,2-Tetrachloroethane	1.0	U	1.0	0.23
71-55-6	1,1,1-Trichloroethane	1.0	U	1.0	0.22
79-34-5	1,1,2,2-Tetrachloroethane	1.0	U	1.0	0.18
76-13-1	1,1,2-Trichloro-1,2,2-trichfluoroeth ane	1.0	U	1.0	0.28
75-34-3	1,1-Dichloroethane	1.0	U	1.0	0.15
75-35-4	1,1-Dichloroethene	1.0	U	1.0	0.19
563-58-6	1,1-Dichloropropene	1.0	U	1.0	0.13
87-61-6	1,2,3-Trichlorobenzene	1.0	U	1.0	0.17
96-18-4	1,2,3-Trichloropropane	1.0	U	1.0	0.43
526-73-8	1,2,3-Trimethylbenzene	5.0	U	5.0	0.0059
120-82-1	1,2,4-Trichlorobenzene	1.0	U	1.0	0.15
95-63-6	1,2,4-Trimethylbenzene	1.0	U	1.0	0.12
96-12-8	1,2-Dibromo-3-Chloropropane	5.0	U	5.0	0.67
106-93-4	1,2-Dibromoethane	1.0	U	1.0	0.24
95-50-1	1,2-Dichlorobenzene	1.0	U	1.0	0.13
107-06-2	1,2-Dichloroethane	1.0	U	1.0	0.22
78-87-5	1,2-Dichloropropane	1.0	U	1.0	0.18
541-73-1	1,3-Dichlorobenzene	1.0	U	1.0	0.14
142-28-9	1,3-Dichloropropane	1.0	U	1.0	0.16
106-46-7	1,4-Dichlorobenzene	1.0	U	1.0	0.13
594-20-7	2,2-Dichloropropane	1.0	U	1.0	0.13
78-93-3	2-Butanone	5.0	U	5.0	0.57
110-75-8	2-Chloroethyl vinyl ether	10	U	10	0.99
95-49-8	2-Chlorotoluene	1.0	U	1.0	0.11
591-78-6	2-Hexanone	5.0	U	5.0	0.41
106-43-4	4-Chlorotoluene	1.0	U	1.0	0.18
108-10-1	4-Methyl-2-pentanone	5.0	U	5.0	0.32
67-64-1	Acetone	1.4	J	5.0	1.1
71-43-2	Benzene	1.0	U	1.0	0.13
108-86-1	Bromobenzene	1.0	U	1.0	0.13
74-97-5	Bromochloromethane	1.0	U	1.0	0.29
75-27-4	Bromodichloromethane	1.0	U	1.0	0.15
75-25-2	Bromoform	1.0	U	1.0	0.64
74-83-9	Bromomethane	1.0	U	1.0	0.41
75-15-0	Carbon disulfide	1.0	U	1.0	0.13

FORM I
GC/MS VOA ORGANICS ANALYSIS DATA SHEET

Lab Name: TestAmerica Canton | Job No.: 240-38336-1

SDG No.:

Client Sample ID: MSA-SW37C-061014 | Lab Sample ID: 240-38336-3

Matrix: Water | Lab File ID: UX944344.D

Analysis Method: 8260B | Date Collected: 06/10/2014 13:49

Sample wt/vol: 5(mL) | Date Analyzed: 06/20/2014 19:29

Soil Aliquot Vol: | Dilution Factor: 1

Soil Extract Vol.: | GC Column: DB-624 ID: 0.18(mm)

% Moisture: | Level: (low/med) Low

Analysis Batch No.: 135595 | Units: ug/L

CAS NO.	COMPOUND NAME	RESULT	Q	RL	MDL
56-23-5	Carbon tetrachloride	1.0	U	1.0	0.13
108-90-7	Chlorobenzene	1.0	U	1.0	0.15
75-00-3	Chloroethane	1.0	U	1.0	0.29
67-66-3	Chloroform	1.0	U	1.0	0.16
74-87-3	Chloromethane	1.0	U	1.0	0.30
156-59-2	cis-1,2-Dichloroethene	0.38	J	1.0	0.17
10061-01-5	cis-1,3-Dichloropropene	1.0	U	1.0	0.14
124-48-1	Dibromochloromethane	1.0	U	1.0	0.18
74-95-3	Dibromomethane	1.0	U	1.0	0.28
75-71-8	Dichlorodifluoromethane	1.0	U	1.0	0.31
108-20-3	Diisopropyl ether	5.0	U	5.0	1.5
100-41-4	Ethylbenzene	1.0	U	1.0	0.17
637-92-3	Ethyl-t-butyl ether (ETBE)	5.0	U	5.0	0.11
87-68-3	Hexachlorobutadiene	1.0	U	1.0	0.30
98-82-8	Isopropylbenzene	1.0	U	1.0	0.13
1634-04-4	Methyl tert-butyl ether	1.0	U	1.0	0.17
75-09-2	Methylene Chloride	1.0	U	1.0	0.33
179601-23-1	m-Xylene & p-Xylene	2.0	U	2.0	0.24
91-20-3	Naphthalene	1.0	U	1.0	0.24
104-51-8	n-Butylbenzene	1.0	U	1.0	0.12
103-65-1	n-Propylbenzene	1.0	U	1.0	0.14
95-47-6	o-Xylene	1.0	U	1.0	0.14
99-87-6	p-Isopropyltoluene	1.0	U	1.0	0.12
135-98-8	sec-Butylbenzene	1.0	U	1.0	0.13
100-42-5	Styrene	1.0	U	1.0	0.11
994-05-8	Tert-amyl-methyl ether (TAME)	5.0	U	5.0	0.067
75-65-0	tert-Butyl alcohol	20	U *	20	3.9
98-06-6	tert-Butylbenzene	1.0	U	1.0	0.13
127-18-4	Tetrachloroethene	1.0	U	1.0	0.29
108-88-3	Toluene	1.0	U	1.0	0.13
156-60-5	trans-1,2-Dichloroethene	1.0	U	1.0	0.19
10061-02-6	trans-1,3-Dichloropropene	1.0	U	1.0	0.19
79-01-6	Trichloroethene	0.65	J	1.0	0.17
75-69-4	Trichlorofluoromethane	1.0	U	1.0	0.21
108-05-4	Vinyl acetate	2.0	U	2.0	0.19
75-01-4	Vinyl chloride	0.50	U	0.50	0.22

FORM I
GC/MS VOA ORGANICS ANALYSIS DATA SHEET

Lab Name: TestAmerica Canton | Job No.: 240-38336-1

SDG No.:

Client Sample ID: MSA-SW37C-061014 | Lab Sample ID: 240-38336-3

Matrix: Water | Lab File ID: UX944344.D

Analysis Method: 8260B | Date Collected: 06/10/2014 13:49

Sample wt/vol: 5(mL) | Date Analyzed: 06/20/2014 19:29

Soil Aliquot Vol: | Dilution Factor: 1

Soil Extract Vol.: | GC Column: DB-624 ID: 0.18(mm)

% Moisture: | Level: (low/med) Low

Analysis Batch No.: 135595 | Units: ug/L

CAS NO.	COMPOUND NAME	RESULT	Q	RL	MDL
1330-20-7	Xylenes, Total	2.0	U	2.0	0.14

CAS NO.	SURROGATE	%REC	Q	LIMITS
17060-07-0	1,2-Dichloroethane-d4 (Surr)	101		63-129
460-00-4	4-Bromofluorobenzene (Surr)	87		66-120
1868-53-7	Dibromofluoromethane (Surr)	96		75-121
2037-26-5	Toluene-d8 (Surr)	96		74-120

FORM I
GC/MS VOA ORGANICS ANALYSIS DATA SHEET

Lab Name: TestAmerica Canton | Job No.: 240-38336-1

SDG No.:

Client Sample ID: MSA-SW37D-061014 | Lab Sample ID: 240-38336-4

Matrix: Water | Lab File ID: UX944345.D

Analysis Method: 8260B | Date Collected: 06/10/2014 13:52

Sample wt/vol: 5(mL) | Date Analyzed: 06/20/2014 19:50

Soil Aliquot Vol: | Dilution Factor: 1

Soil Extract Vol.: | GC Column: DB-624 ID: 0.18(mm)

% Moisture: | Level: (low/med) Low

Analysis Batch No.: 135595 | Units: ug/L

CAS NO.	COMPOUND NAME	RESULT	Q	RL	MDL
630-20-6	1,1,1,2-Tetrachloroethane	1.0	U	1.0	0.23
71-55-6	1,1,1-Trichloroethane	1.0	U	1.0	0.22
79-34-5	1,1,2,2-Tetrachloroethane	1.0	U	1.0	0.18
76-13-1	1,1,2-Trichloro-1,2,2-trichfluoroeth ane	1.0	U	1.0	0.28
75-34-3	1,1-Dichloroethane	1.0	U	1.0	0.15
75-35-4	1,1-Dichloroethene	1.0	U	1.0	0.19
563-58-6	1,1-Dichloropropene	1.0	U	1.0	0.13
87-61-6	1,2,3-Trichlorobenzene	1.0	U	1.0	0.17
96-18-4	1,2,3-Trichloropropane	1.0	U	1.0	0.43
526-73-8	1,2,3-Trimethylbenzene	5.0	U	5.0	0.0059
120-82-1	1,2,4-Trichlorobenzene	1.0	U	1.0	0.15
95-63-6	1,2,4-Trimethylbenzene	1.0	U	1.0	0.12
96-12-8	1,2-Dibromo-3-Chloropropane	5.0	U	5.0	0.67
106-93-4	1,2-Dibromoethane	1.0	U	1.0	0.24
95-50-1	1,2-Dichlorobenzene	1.0	U	1.0	0.13
107-06-2	1,2-Dichloroethane	1.0	U	1.0	0.22
78-87-5	1,2-Dichloropropane	1.0	U	1.0	0.18
541-73-1	1,3-Dichlorobenzene	1.0	U	1.0	0.14
142-28-9	1,3-Dichloropropane	1.0	U	1.0	0.16
106-46-7	1,4-Dichlorobenzene	1.0	U	1.0	0.13
594-20-7	2,2-Dichloropropane	1.0	U	1.0	0.13
78-93-3	2-Butanone	5.0	U	5.0	0.57
110-75-8	2-Chloroethyl vinyl ether	10	U	10	0.99
95-49-8	2-Chlorotoluene	1.0	U	1.0	0.11
591-78-6	2-Hexanone	5.0	U	5.0	0.41
106-43-4	4-Chlorotoluene	1.0	U	1.0	0.18
108-10-1	4-Methyl-2-pentanone	5.0	U	5.0	0.32
67-64-1	Acetone	2.1	J	5.0	1.1
71-43-2	Benzene	1.0	U	1.0	0.13
108-86-1	Bromobenzene	1.0	U	1.0	0.13
74-97-5	Bromochloromethane	1.0	U	1.0	0.29
75-27-4	Bromodichloromethane	1.0	U	1.0	0.15
75-25-2	Bromoform	1.0	U	1.0	0.64
74-83-9	Bromomethane	1.0	U	1.0	0.41
75-15-0	Carbon disulfide	1.0	U	1.0	0.13

FORM I

GC/MS VOA ORGANICS ANALYSIS DATA SHEET

Lab Name: TestAmerica Canton | Job No.: 240-38336-1

SDG No.:

Client Sample ID: MSA-SW37D-061014 | Lab Sample ID: 240-38336-4

Matrix: Water | Lab File ID: UX944345.D

Analysis Method: 8260B | Date Collected: 06/10/2014 13:52

Sample wt/vol: 5(mL) | Date Analyzed: 06/20/2014 19:50

Soil Aliquot Vol: | Dilution Factor: 1

Soil Extract Vol.: | GC Column: DB-624 ID: 0.18(mm)

% Moisture: | Level: (low/med) Low

Analysis Batch No.: 135595 | Units: ug/L

CAS NO.	COMPOUND NAME	RESULT	Q	RL	MDL
56-23-5	Carbon tetrachloride	1.0	U	1.0	0.13
108-90-7	Chlorobenzene	1.0	U	1.0	0.15
75-00-3	Chloroethane	1.0	U	1.0	0.29
67-66-3	Chloroform	1.0	U	1.0	0.16
74-87-3	Chloromethane	1.0	U	1.0	0.30
156-59-2	cis-1,2-Dichloroethene	1.0	U	1.0	0.17
10061-01-5	cis-1,3-Dichloropropene	1.0	U	1.0	0.14
124-48-1	Dibromochloromethane	1.0	U	1.0	0.18
74-95-3	Dibromomethane	1.0	U	1.0	0.28
75-71-8	Dichlorodifluoromethane	1.0	U	1.0	0.31
108-20-3	Diisopropyl ether	5.0	U	5.0	1.5
100-41-4	Ethylbenzene	1.0	U	1.0	0.17
637-92-3	Ethyl-t-butyl ether (ETBE)	5.0	U	5.0	0.11
87-68-3	Hexachlorobutadiene	1.0	U	1.0	0.30
98-82-8	Isopropylbenzene	1.0	U	1.0	0.13
1634-04-4	Methyl tert-butyl ether	1.0	U	1.0	0.17
75-09-2	Methylene Chloride	1.0	U	1.0	0.33
179601-23-1	m-Xylene & p-Xylene	2.0	U	2.0	0.24
91-20-3	Naphthalene	1.0	U	1.0	0.24
104-51-8	n-Butylbenzene	1.0	U	1.0	0.12
103-65-1	n-Propylbenzene	1.0	U	1.0	0.14
95-47-6	o-Xylene	1.0	U	1.0	0.14
99-87-6	p-Isopropyltoluene	1.0	U	1.0	0.12
135-98-8	sec-Butylbenzene	1.0	U	1.0	0.13
100-42-5	Styrene	1.0	U	1.0	0.11
994-05-8	Tert-amyl-methyl ether (TAME)	5.0	U	5.0	0.067
75-65-0	tert-Butyl alcohol	20	U *	20	3.9
98-06-6	tert-Butylbenzene	1.0	U	1.0	0.13
127-18-4	Tetrachloroethene	1.0	U	1.0	0.29
108-88-3	Toluene	1.0	U	1.0	0.13
156-60-5	trans-1,2-Dichloroethene	1.0	U	1.0	0.19
10061-02-6	trans-1,3-Dichloropropene	1.0	U	1.0	0.19
79-01-6	Trichloroethene	0.60	J	1.0	0.17
75-69-4	Trichlorofluoromethane	1.0	U	1.0	0.21
108-05-4	Vinyl acetate	2.0	U	2.0	0.19
75-01-4	Vinyl chloride	0.50	U	0.50	0.22

FORM I
GC/MS VOA ORGANICS ANALYSIS DATA SHEET

Lab Name: TestAmerica Canton | Job No.: 240-38336-1

SDG No.:

Client Sample ID: MSA-SW37D-061014 | Lab Sample ID: 240-38336-4

Matrix: Water | Lab File ID: UX944345.D

Analysis Method: 8260B | Date Collected: 06/10/2014 13:52

Sample wt/vol: 5(mL) | Date Analyzed: 06/20/2014 19:50

Soil Aliquot Vol: | Dilution Factor: 1

Soil Extract Vol.: | GC Column: DB-624 ID: 0.18(mm)

% Moisture: | Level: (low/med) Low

Analysis Batch No.: 135595 | Units: ug/L

CAS NO.	COMPOUND NAME	RESULT	Q	RL	MDL
1330-20-7	Xylenes, Total	2.0	U	2.0	0.14

CAS NO.	SURROGATE	%REC	Q	LIMITS
17060-07-0	1,2-Dichloroethane-d4 (Surr)	99		63-129
460-00-4	4-Bromofluorobenzene (Surr)	90		66-120
1868-53-7	Dibromofluoromethane (Surr)	94		75-121
2037-26-5	Toluene-d8 (Surr)	97		74-120

FORM I

GC/MS VOA ORGANICS ANALYSIS DATA SHEET

Lab Name: TestAmerica Canton | Job No.: 240-38336-1

SDG No.:

Client Sample ID: MSA-SW38A-061014 | Lab Sample ID: 240-38336-5

Matrix: Water | Lab File ID: UX944346.D

Analysis Method: 8260B | Date Collected: 06/10/2014 12:59

Sample wt/vol: 5(mL) | Date Analyzed: 06/20/2014 20:13

Soil Aliquot Vol: | Dilution Factor: 1

Soil Extract Vol.: | GC Column: DB-624 ID: 0.18(mm)

% Moisture: | Level: (low/med) Low

Analysis Batch No.: 135595 | Units: ug/L

CAS NO.	COMPOUND NAME	RESULT	Q	RL	MDL
630-20-6	1,1,1,2-Tetrachloroethane	1.0	U	1.0	0.23
71-55-6	1,1,1-Trichloroethane	1.0	U	1.0	0.22
79-34-5	1,1,2,2-Tetrachloroethane	1.0	U	1.0	0.18
76-13-1	1,1,2-Trichloro-1,2,2-trichfluoroeth ane	1.0	U	1.0	0.28
75-34-3	1,1-Dichloroethane	1.0	U	1.0	0.15
75-35-4	1,1-Dichloroethene	0.60	J	1.0	0.19
563-58-6	1,1-Dichloropropene	1.0	U	1.0	0.13
87-61-6	1,2,3-Trichlorobenzene	1.0	U	1.0	0.17
96-18-4	1,2,3-Trichloropropane	1.0	U	1.0	0.43
526-73-8	1,2,3-Trimethylbenzene	5.0	U	5.0	0.0059
120-82-1	1,2,4-Trichlorobenzene	1.0	U	1.0	0.15
95-63-6	1,2,4-Trimethylbenzene	1.0	U	1.0	0.12
96-12-8	1,2-Dibromo-3-Chloropropane	5.0	U	5.0	0.67
106-93-4	1,2-Dibromoethane	1.0	U	1.0	0.24
95-50-1	1,2-Dichlorobenzene	0.24	J	1.0	0.13
107-06-2	1,2-Dichloroethane	1.0	U	1.0	0.22
78-87-5	1,2-Dichloropropane	1.0	U	1.0	0.18
541-73-1	1,3-Dichlorobenzene	0.66	J	1.0	0.14
142-28-9	1,3-Dichloropropane	1.0	U	1.0	0.16
106-46-7	1,4-Dichlorobenzene	4.0		1.0	0.13
594-20-7	2,2-Dichloropropane	1.0	U	1.0	0.13
78-93-3	2-Butanone	5.0	U	5.0	0.57
110-75-8	2-Chloroethyl vinyl ether	10	U	10	0.99
95-49-8	2-Chlorotoluene	1.0	U	1.0	0.11
591-78-6	2-Hexanone	5.0	U	5.0	0.41
106-43-4	4-Chlorotoluene	1.0	U	1.0	0.18
108-10-1	4-Methyl-2-pentanone	5.0	U	5.0	0.32
67-64-1	Acetone	2.2	J	5.0	1.1
71-43-2	Benzene	1.0	U	1.0	0.13
108-86-1	Bromobenzene	1.0	U	1.0	0.13
74-97-5	Bromochloromethane	1.0	U	1.0	0.29
75-27-4	Bromodichloromethane	1.0	U	1.0	0.15
75-25-2	Bromoform	1.0	U	1.0	0.64
74-83-9	Bromomethane	1.0	U	1.0	0.41
75-15-0	Carbon disulfide	1.0	U	1.0	0.13

FORM I
GC/MS VOA ORGANICS ANALYSIS DATA SHEET

Lab Name: TestAmerica Canton | Job No.: 240-38336-1

SDG No.:

Client Sample ID: MSA-SW38A-061014 | Lab Sample ID: 240-38336-5

Matrix: Water | Lab File ID: UX944346.D

Analysis Method: 8260B | Date Collected: 06/10/2014 12:59

Sample wt/vol: 5(mL) | Date Analyzed: 06/20/2014 20:13

Soil Aliquot Vol: | Dilution Factor: 1

Soil Extract Vol.: | GC Column: DB-624 ID: 0.18(mm)

% Moisture: | Level: (low/med) Low

Analysis Batch No.: 135595 | Units: ug/L

CAS NO.	COMPOUND NAME	RESULT	Q	RL	MDL
56-23-5	Carbon tetrachloride	1.0	U	1.0	0.13
108-90-7	Chlorobenzene	0.18	J	1.0	0.15
75-00-3	Chloroethane	1.0	U	1.0	0.29
67-66-3	Chloroform	1.0	U	1.0	0.16
74-87-3	Chloromethane	1.0	U	1.0	0.30
156-59-2	cis-1,2-Dichloroethene	41		1.0	0.17
10061-01-5	cis-1,3-Dichloropropene	1.0	U	1.0	0.14
124-48-1	Dibromochloromethane	1.0	U	1.0	0.18
74-95-3	Dibromomethane	1.0	U	1.0	0.28
75-71-8	Dichlorodifluoromethane	1.0	U	1.0	0.31
108-20-3	Diisopropyl ether	5.0	U	5.0	1.5
100-41-4	Ethylbenzene	1.0	U	1.0	0.17
637-92-3	Ethyl-t-butyl ether (ETBE)	5.0	U	5.0	0.11
87-68-3	Hexachlorobutadiene	1.0	U	1.0	0.30
98-82-8	Isopropylbenzene	1.0	U	1.0	0.13
1634-04-4	Methyl tert-butyl ether	1.0	U	1.0	0.17
75-09-2	Methylene Chloride	1.0	U	1.0	0.33
179601-23-1	m-Xylene & p-Xylene	2.0	U	2.0	0.24
91-20-3	Naphthalene	1.0	U	1.0	0.24
104-51-8	n-Butylbenzene	1.0	U	1.0	0.12
103-65-1	n-Propylbenzene	1.0	U	1.0	0.14
95-47-6	o-Xylene	1.0	U	1.0	0.14
99-87-6	p-Isopropyltoluene	1.0	U	1.0	0.12
135-98-8	sec-Butylbenzene	1.0	U	1.0	0.13
100-42-5	Styrene	1.0	U	1.0	0.11
994-05-8	Tert-amyl-methyl ether (TAME)	5.0	U	5.0	0.067
75-65-0	tert-Butyl alcohol	20	U *	20	3.9
98-06-6	tert-Butylbenzene	1.0	U	1.0	0.13
127-18-4	Tetrachloroethene	1.0	U	1.0	0.29
108-88-3	Toluene	1.0	U	1.0	0.13
156-60-5	trans-1,2-Dichloroethene	1.0	U	1.0	0.19
10061-02-6	trans-1,3-Dichloropropene	1.0	U	1.0	0.19
79-01-6	Trichloroethene	6.3		1.0	0.17
75-69-4	Trichlorofluoromethane	1.0	U	1.0	0.21
108-05-4	Vinyl acetate	2.0	U	2.0	0.19
75-01-4	Vinyl chloride	20		0.50	0.22

FORM I
GC/MS VOA ORGANICS ANALYSIS DATA SHEET

Lab Name: TestAmerica Canton | Job No.: 240-38336-1

SDG No.:

Client Sample ID: MSA-SW38A-061014 | Lab Sample ID: 240-38336-5

Matrix: Water | Lab File ID: UX944346.D

Analysis Method: 8260B | Date Collected: 06/10/2014 12:59

Sample wt/vol: 5(mL) | Date Analyzed: 06/20/2014 20:13

Soil Aliquot Vol: | Dilution Factor: 1

Soil Extract Vol.: | GC Column: DB-624 ID: 0.18(mm)

% Moisture: | Level: (low/med) Low

Analysis Batch No.: 135595 | Units: ug/L

CAS NO.	COMPOUND NAME	RESULT	Q	RL	MDL
1330-20-7	Xylenes, Total	2.0	U	2.0	0.14

CAS NO.	SURROGATE	%REC	Q	LIMITS
17060-07-0	1,2-Dichloroethane-d4 (Surr)	98		63-129
460-00-4	4-Bromofluorobenzene (Surr)	94		66-120
1868-53-7	Dibromofluoromethane (Surr)	101		75-121
2037-26-5	Toluene-d8 (Surr)	94		74-120

FORM I
GC/MS VOA ORGANICS ANALYSIS DATA SHEET

Lab Name: TestAmerica Canton | Job No.: 240-38336-1

SDG No.:

Client Sample ID: MSA-SW38B-061014 | Lab Sample ID: 240-38336-6

Matrix: Water | Lab File ID: UX944349.D

Analysis Method: 8260B | Date Collected: 06/10/2014 13:01

Sample wt/vol: 5(mL) | Date Analyzed: 06/20/2014 21:44

Soil Aliquot Vol: | Dilution Factor: 1

Soil Extract Vol.: | GC Column: DB-624 ID: 0.18(mm)

% Moisture: | Level: (low/med) Low

Analysis Batch No.: 135595 | Units: ug/L

CAS NO.	COMPOUND NAME	RESULT	Q	RL	MDL
630-20-6	1,1,1,2-Tetrachloroethane	1.0	U	1.0	0.23
71-55-6	1,1,1-Trichloroethane	1.0	U	1.0	0.22
79-34-5	1,1,2,2-Tetrachloroethane	1.0	U	1.0	0.18
76-13-1	1,1,2-Trichloro-1,2,2-trichfluoroeth ane	1.0	U	1.0	0.28
75-34-3	1,1-Dichloroethane	1.0	U	1.0	0.15
75-35-4	1,1-Dichloroethene	1.0	U	1.0	0.19
563-58-6	1,1-Dichloropropene	1.0	U	1.0	0.13
87-61-6	1,2,3-Trichlorobenzene	1.0	U	1.0	0.17
96-18-4	1,2,3-Trichloropropane	1.0	U	1.0	0.43
526-73-8	1,2,3-Trimethylbenzene	5.0	U	5.0	0.0059
120-82-1	1,2,4-Trichlorobenzene	1.0	U	1.0	0.15
95-63-6	1,2,4-Trimethylbenzene	1.0	U	1.0	0.12
96-12-8	1,2-Dibromo-3-Chloropropane	5.0	U	5.0	0.67
106-93-4	1,2-Dibromoethane	1.0	U	1.0	0.24
95-50-1	1,2-Dichlorobenzene	1.0	U	1.0	0.13
107-06-2	1,2-Dichloroethane	1.0	U	1.0	0.22
78-87-5	1,2-Dichloropropane	1.0	U	1.0	0.18
541-73-1	1,3-Dichlorobenzene	1.0	U	1.0	0.14
142-28-9	1,3-Dichloropropane	1.0	U	1.0	0.16
106-46-7	1,4-Dichlorobenzene	1.0	U	1.0	0.13
594-20-7	2,2-Dichloropropane	1.0	U	1.0	0.13
78-93-3	2-Butanone	5.0	U	5.0	0.57
110-75-8	2-Chloroethyl vinyl ether	10	U	10	0.99
95-49-8	2-Chlorotoluene	1.0	U	1.0	0.11
591-78-6	2-Hexanone	5.0	U	5.0	0.41
106-43-4	4-Chlorotoluene	1.0	U	1.0	0.18
108-10-1	4-Methyl-2-pentanone	5.0	U	5.0	0.32
67-64-1	Acetone	2.2	J	5.0	1.1
71-43-2	Benzene	1.0	U	1.0	0.13
108-86-1	Bromobenzene	1.0	U	1.0	0.13
74-97-5	Bromochloromethane	1.0	U	1.0	0.29
75-27-4	Bromodichloromethane	1.0	U	1.0	0.15
75-25-2	Bromoform	1.0	U	1.0	0.64
74-83-9	Bromomethane	1.0	U	1.0	0.41
75-15-0	Carbon disulfide	1.0	U	1.0	0.13

FORM I
GC/MS VOA ORGANICS ANALYSIS DATA SHEET

Lab Name: TestAmerica Canton | Job No.: 240-38336-1

SDG No.:

Client Sample ID: MSA-SW38B-061014 | Lab Sample ID: 240-38336-6

Matrix: Water | Lab File ID: UX944349.D

Analysis Method: 8260B | Date Collected: 06/10/2014 13:01

Sample wt/vol: 5(mL) | Date Analyzed: 06/20/2014 21:44

Soil Aliquot Vol: | Dilution Factor: 1

Soil Extract Vol.: | GC Column: DB-624 ID: 0.18(mm)

% Moisture: | Level: (low/med) Low

Analysis Batch No.: 135595 | Units: ug/L

CAS NO.	COMPOUND NAME	RESULT	Q	RL	MDL
56-23-5	Carbon tetrachloride	1.0	U	1.0	0.13
108-90-7	Chlorobenzene	1.0	U	1.0	0.15
75-00-3	Chloroethane	1.0	U	1.0	0.29
67-66-3	Chloroform	1.0	U	1.0	0.16
74-87-3	Chloromethane	1.0	U	1.0	0.30
156-59-2	cis-1,2-Dichloroethene	0.51	J	1.0	0.17
10061-01-5	cis-1,3-Dichloropropene	1.0	U	1.0	0.14
124-48-1	Dibromochloromethane	1.0	U	1.0	0.18
74-95-3	Dibromomethane	1.0	U	1.0	0.28
75-71-8	Dichlorodifluoromethane	1.0	U	1.0	0.31
108-20-3	Diisopropyl ether	5.0	U	5.0	1.5
100-41-4	Ethylbenzene	1.0	U	1.0	0.17
637-92-3	Ethyl-t-butyl ether (ETBE)	5.0	U	5.0	0.11
87-68-3	Hexachlorobutadiene	1.0	U	1.0	0.30
98-82-8	Isopropylbenzene	1.0	U	1.0	0.13
1634-04-4	Methyl tert-butyl ether	1.0	U	1.0	0.17
75-09-2	Methylene Chloride	1.0	U	1.0	0.33
179601-23-1	m-Xylene & p-Xylene	2.0	U	2.0	0.24
91-20-3	Naphthalene	1.0	U	1.0	0.24
104-51-8	n-Butylbenzene	1.0	U	1.0	0.12
103-65-1	n-Propylbenzene	1.0	U	1.0	0.14
95-47-6	o-Xylene	1.0	U	1.0	0.14
99-87-6	p-Isopropyltoluene	1.0	U	1.0	0.12
135-98-8	sec-Butylbenzene	1.0	U	1.0	0.13
100-42-5	Styrene	1.0	U	1.0	0.11
994-05-8	Tert-amyl-methyl ether (TAME)	5.0	U	5.0	0.067
75-65-0	tert-Butyl alcohol	20	U *	20	3.9
98-06-6	tert-Butylbenzene	1.0	U	1.0	0.13
127-18-4	Tetrachloroethene	1.0	U	1.0	0.29
108-88-3	Toluene	1.0	U	1.0	0.13
156-60-5	trans-1,2-Dichloroethene	1.0	U	1.0	0.19
10061-02-6	trans-1,3-Dichloropropene	1.0	U	1.0	0.19
79-01-6	Trichloroethene	1.2		1.0	0.17
75-69-4	Trichlorofluoromethane	1.0	U	1.0	0.21
108-05-4	Vinyl acetate	2.0	U	2.0	0.19
75-01-4	Vinyl chloride	0.50	U	0.50	0.22

FORM I
GC/MS VOA ORGANICS ANALYSIS DATA SHEET

Lab Name: TestAmerica Canton | Job No.: 240-38336-1

SDG No.:

Client Sample ID: MSA-SW38B-061014 | Lab Sample ID: 240-38336-6

Matrix: Water | Lab File ID: UX944349.D

Analysis Method: 8260B | Date Collected: 06/10/2014 13:01

Sample wt/vol: 5(mL) | Date Analyzed: 06/20/2014 21:44

Soil Aliquot Vol: | Dilution Factor: 1

Soil Extract Vol.: | GC Column: DB-624 ID: 0.18(mm)

% Moisture: | Level: (low/med) Low

Analysis Batch No.: 135595 | Units: ug/L

CAS NO.	COMPOUND NAME	RESULT	Q	RL	MDL
1330-20-7	Xylenes, Total	2.0	U	2.0	0.14

CAS NO.	SURROGATE	%REC	Q	LIMITS
17060-07-0	1,2-Dichloroethane-d4 (Surr)	99		63-129
460-00-4	4-Bromofluorobenzene (Surr)	89		66-120
1868-53-7	Dibromofluoromethane (Surr)	94		75-121
2037-26-5	Toluene-d8 (Surr)	96		74-120

FORM I
GC/MS VOA ORGANICS ANALYSIS DATA SHEET

Lab Name: TestAmerica Canton | Job No.: 240-38336-1

SDG No.:

Client Sample ID: MSA-SW38C-061014 | Lab Sample ID: 240-38336-7

Matrix: Water | Lab File ID: UX944348.D

Analysis Method: 8260B | Date Collected: 06/10/2014 13:05

Sample wt/vol: 5(mL) | Date Analyzed: 06/20/2014 21:23

Soil Aliquot Vol: | Dilution Factor: 1

Soil Extract Vol.: | GC Column: DB-624 ID: 0.18(mm)

% Moisture: | Level: (low/med) Low

Analysis Batch No.: 135595 | Units: ug/L

CAS NO.	COMPOUND NAME	RESULT	Q	RL	MDL
630-20-6	1,1,1,2-Tetrachloroethane	1.0	U	1.0	0.23
71-55-6	1,1,1-Trichloroethane	1.0	U	1.0	0.22
79-34-5	1,1,2,2-Tetrachloroethane	1.0	U	1.0	0.18
76-13-1	1,1,2-Trichloro-1,2,2-trichfluoroeth ane	1.0	U	1.0	0.28
75-34-3	1,1-Dichloroethane	1.0	U	1.0	0.15
75-35-4	1,1-Dichloroethene	1.0	U	1.0	0.19
563-58-6	1,1-Dichloropropene	1.0	U	1.0	0.13
87-61-6	1,2,3-Trichlorobenzene	1.0	U	1.0	0.17
96-18-4	1,2,3-Trichloropropane	1.0	U	1.0	0.43
526-73-8	1,2,3-Trimethylbenzene	5.0	U	5.0	0.0059
120-82-1	1,2,4-Trichlorobenzene	1.0	U	1.0	0.15
95-63-6	1,2,4-Trimethylbenzene	1.0	U	1.0	0.12
96-12-8	1,2-Dibromo-3-Chloropropane	5.0	U	5.0	0.67
106-93-4	1,2-Dibromoethane	1.0	U	1.0	0.24
95-50-1	1,2-Dichlorobenzene	1.0	U	1.0	0.13
107-06-2	1,2-Dichloroethane	1.0	U	1.0	0.22
78-87-5	1,2-Dichloropropane	1.0	U	1.0	0.18
541-73-1	1,3-Dichlorobenzene	1.0	U	1.0	0.14
142-28-9	1,3-Dichloropropane	1.0	U	1.0	0.16
106-46-7	1,4-Dichlorobenzene	1.0	U	1.0	0.13
594-20-7	2,2-Dichloropropane	1.0	U	1.0	0.13
78-93-3	2-Butanone	5.0	U	5.0	0.57
110-75-8	2-Chloroethyl vinyl ether	10	U	10	0.99
95-49-8	2-Chlorotoluene	1.0	U	1.0	0.11
591-78-6	2-Hexanone	5.0	U	5.0	0.41
106-43-4	4-Chlorotoluene	1.0	U	1.0	0.18
108-10-1	4-Methyl-2-pentanone	5.0	U	5.0	0.32
67-64-1	Acetone	5.0	U	5.0	1.1
71-43-2	Benzene	1.0	U	1.0	0.13
108-86-1	Bromobenzene	1.0	U	1.0	0.13
74-97-5	Bromochloromethane	1.0	U	1.0	0.29
75-27-4	Bromodichloromethane	1.0	U	1.0	0.15
75-25-2	Bromoform	1.0	U	1.0	0.64
74-83-9	Bromomethane	1.0	U	1.0	0.41
75-15-0	Carbon disulfide	1.0	U	1.0	0.13

FORM I
GC/MS VOA ORGANICS ANALYSIS DATA SHEET

Lab Name: TestAmerica Canton | Job No.: 240-38336-1

SDG No.:

Client Sample ID: MSA-SW38C-061014 | Lab Sample ID: 240-38336-7

Matrix: Water | Lab File ID: UX944348.D

Analysis Method: 8260B | Date Collected: 06/10/2014 13:05

Sample wt/vol: 5(mL) | Date Analyzed: 06/20/2014 21:23

Soil Aliquot Vol: | Dilution Factor: 1

Soil Extract Vol.: | GC Column: DB-624 ID: 0.18(mm)

% Moisture: | Level: (low/med) Low

Analysis Batch No.: 135595 | Units: ug/L

CAS NO.	COMPOUND NAME	RESULT	Q	RL	MDL
56-23-5	Carbon tetrachloride	1.0	U	1.0	0.13
108-90-7	Chlorobenzene	1.0	U	1.0	0.15
75-00-3	Chloroethane	1.0	U	1.0	0.29
67-66-3	Chloroform	1.0	U	1.0	0.16
74-87-3	Chloromethane	1.0	U	1.0	0.30
156-59-2	cis-1,2-Dichloroethene	0.72	J	1.0	0.17
10061-01-5	cis-1,3-Dichloropropene	1.0	U	1.0	0.14
124-48-1	Dibromochloromethane	1.0	U	1.0	0.18
74-95-3	Dibromomethane	1.0	U	1.0	0.28
75-71-8	Dichlorodifluoromethane	1.0	U	1.0	0.31
108-20-3	Diisopropyl ether	5.0	U	5.0	1.5
100-41-4	Ethylbenzene	1.0	U	1.0	0.17
637-92-3	Ethyl-t-butyl ether (ETBE)	5.0	U	5.0	0.11
87-68-3	Hexachlorobutadiene	1.0	U	1.0	0.30
98-82-8	Isopropylbenzene	1.0	U	1.0	0.13
1634-04-4	Methyl tert-butyl ether	1.0	U	1.0	0.17
75-09-2	Methylene Chloride	1.0	U	1.0	0.33
179601-23-1	m-Xylene & p-Xylene	2.0	U	2.0	0.24
91-20-3	Naphthalene	1.0	U	1.0	0.24
104-51-8	n-Butylbenzene	1.0	U	1.0	0.12
103-65-1	n-Propylbenzene	1.0	U	1.0	0.14
95-47-6	o-Xylene	1.0	U	1.0	0.14
99-87-6	p-Isopropyltoluene	1.0	U	1.0	0.12
135-98-8	sec-Butylbenzene	1.0	U	1.0	0.13
100-42-5	Styrene	1.0	U	1.0	0.11
994-05-8	Tert-amyl-methyl ether (TAME)	5.0	U	5.0	0.067
75-65-0	tert-Butyl alcohol	20	U *	20	3.9
98-06-6	tert-Butylbenzene	1.0	U	1.0	0.13
127-18-4	Tetrachloroethene	1.0	U	1.0	0.29
108-88-3	Toluene	1.0	U	1.0	0.13
156-60-5	trans-1,2-Dichloroethene	1.0	U	1.0	0.19
10061-02-6	trans-1,3-Dichloropropene	1.0	U	1.0	0.19
79-01-6	Trichloroethene	2.1		1.0	0.17
75-69-4	Trichlorofluoromethane	1.0	U	1.0	0.21
108-05-4	Vinyl acetate	2.0	U	2.0	0.19
75-01-4	Vinyl chloride	0.50	U	0.50	0.22

FORM I

GC/MS VOA ORGANICS ANALYSIS DATA SHEET

Lab Name: TestAmerica Canton Job No.: 240-38336-1

SDG No.:

Client Sample ID: MSA-SW38C-061014 Lab Sample ID: 240-38336-7

Matrix: Water Lab File ID: UX944348.D

Analysis Method: 8260B Date Collected: 06/10/2014 13:05

Sample wt/vol: 5(mL) Date Analyzed: 06/20/2014 21:23

Soil Aliquot Vol: Dilution Factor: 1

Soil Extract Vol.: GC Column: DB-624 ID: 0.18(mm)

% Moisture: Level: (low/med) Low

Analysis Batch No.: 135595 Units: ug/L

CAS NO.	COMPOUND NAME	RESULT	Q	RL	MDL
1330-20-7	Xylenes, Total	2.0	U	2.0	0.14

CAS NO.	SURROGATE	%REC	Q	LIMITS
17060-07-0	1,2-Dichloroethane-d4 (Surr)	98		63-129
460-00-4	4-Bromofluorobenzene (Surr)	87		66-120
1868-53-7	Dibromofluoromethane (Surr)	96		75-121
2037-26-5	Toluene-d8 (Surr)	94		74-120

FORM I
GC/MS VOA ORGANICS ANALYSIS DATA SHEET

Lab Name: TestAmerica Canton | Job No.: 240-38336-1

SDG No.:

Client Sample ID: MSA-SW38D-061014 | Lab Sample ID: 240-38336-8

Matrix: Water | Lab File ID: UX944350.D

Analysis Method: 8260B | Date Collected: 06/10/2014 13:08

Sample wt/vol: 5(mL) | Date Analyzed: 06/20/2014 22:08

Soil Aliquot Vol: | Dilution Factor: 1

Soil Extract Vol.: | GC Column: DB-624 ID: 0.18(mm)

% Moisture: | Level: (low/med) Low

Analysis Batch No.: 135595 | Units: ug/L

CAS NO.	COMPOUND NAME	RESULT	Q	RL	MDL
630-20-6	1,1,1,2-Tetrachloroethane	1.0	U	1.0	0.23
71-55-6	1,1,1-Trichloroethane	1.0	U	1.0	0.22
79-34-5	1,1,2,2-Tetrachloroethane	1.0	U	1.0	0.18
76-13-1	1,1,2-Trichloro-1,2,2-trichfluoroeth ane	1.0	U	1.0	0.28
75-34-3	1,1-Dichloroethane	1.0	U	1.0	0.15
75-35-4	1,1-Dichloroethene	1.0	U	1.0	0.19
563-58-6	1,1-Dichloropropene	1.0	U	1.0	0.13
87-61-6	1,2,3-Trichlorobenzene	1.0	U	1.0	0.17
96-18-4	1,2,3-Trichloropropane	1.0	U	1.0	0.43
526-73-8	1,2,3-Trimethylbenzene	5.0	U	5.0	0.0059
120-82-1	1,2,4-Trichlorobenzene	1.0	U	1.0	0.15
95-63-6	1,2,4-Trimethylbenzene	1.0	U	1.0	0.12
96-12-8	1,2-Dibromo-3-Chloropropane	5.0	U	5.0	0.67
106-93-4	1,2-Dibromoethane	1.0	U	1.0	0.24
95-50-1	1,2-Dichlorobenzene	1.0	U	1.0	0.13
107-06-2	1,2-Dichloroethane	1.0	U	1.0	0.22
78-87-5	1,2-Dichloropropane	1.0	U	1.0	0.18
541-73-1	1,3-Dichlorobenzene	1.0	U	1.0	0.14
142-28-9	1,3-Dichloropropane	1.0	U	1.0	0.16
106-46-7	1,4-Dichlorobenzene	1.0	U	1.0	0.13
594-20-7	2,2-Dichloropropane	1.0	U	1.0	0.13
78-93-3	2-Butanone	5.0	U	5.0	0.57
110-75-8	2-Chloroethyl vinyl ether	10	U	10	0.99
95-49-8	2-Chlorotoluene	1.0	U	1.0	0.11
591-78-6	2-Hexanone	5.0	U	5.0	0.41
106-43-4	4-Chlorotoluene	1.0	U	1.0	0.18
108-10-1	4-Methyl-2-pentanone	5.0	U	5.0	0.32
67-64-1	Acetone	1.6	J	5.0	1.1
71-43-2	Benzene	1.0	U	1.0	0.13
108-86-1	Bromobenzene	1.0	U	1.0	0.13
74-97-5	Bromochloromethane	1.0	U	1.0	0.29
75-27-4	Bromodichloromethane	1.0	U	1.0	0.15
75-25-2	Bromoform	1.0	U	1.0	0.64
74-83-9	Bromomethane	1.0	U	1.0	0.41
75-15-0	Carbon disulfide	1.0	U	1.0	0.13

FORM I

GC/MS VOA ORGANICS ANALYSIS DATA SHEET

Lab Name: TestAmerica Canton | Job No.: 240-38336-1

SDG No.:

Client Sample ID: MSA-SW38D-061014 | Lab Sample ID: 240-38336-8

Matrix: Water | Lab File ID: UX944350.D

Analysis Method: 8260B | Date Collected: 06/10/2014 13:08

Sample wt/vol: 5(mL) | Date Analyzed: 06/20/2014 22:08

Soil Aliquot Vol: | Dilution Factor: 1

Soil Extract Vol.: | GC Column: DB-624 ID: 0.18(mm)

% Moisture: | Level: (low/med) Low

Analysis Batch No.: 135595 | Units: ug/L

CAS NO.	COMPOUND NAME	RESULT	Q	RL	MDL
56-23-5	Carbon tetrachloride	1.0	U	1.0	0.13
108-90-7	Chlorobenzene	1.0	U	1.0	0.15
75-00-3	Chloroethane	1.0	U	1.0	0.29
67-66-3	Chloroform	1.0	U	1.0	0.16
74-87-3	Chloromethane	1.0	U	1.0	0.30
156-59-2	cis-1,2-Dichloroethene	0.49	J	1.0	0.17
10061-01-5	cis-1,3-Dichloropropene	1.0	U	1.0	0.14
124-48-1	Dibromochloromethane	1.0	U	1.0	0.18
74-95-3	Dibromomethane	1.0	U	1.0	0.28
75-71-8	Dichlorodifluoromethane	1.0	U	1.0	0.31
108-20-3	Diisopropyl ether	5.0	U	5.0	1.5
100-41-4	Ethylbenzene	1.0	U	1.0	0.17
637-92-3	Ethyl-t-butyl ether (ETBE)	5.0	U	5.0	0.11
87-68-3	Hexachlorobutadiene	1.0	U	1.0	0.30
98-82-8	Isopropylbenzene	1.0	U	1.0	0.13
1634-04-4	Methyl tert-butyl ether	1.0	U	1.0	0.17
75-09-2	Methylene Chloride	1.0	U	1.0	0.33
179601-23-1	m-Xylene & p-Xylene	2.0	U	2.0	0.24
91-20-3	Naphthalene	1.0	U	1.0	0.24
104-51-8	n-Butylbenzene	1.0	U	1.0	0.12
103-65-1	n-Propylbenzene	1.0	U	1.0	0.14
95-47-6	o-Xylene	1.0	U	1.0	0.14
99-87-6	p-Isopropyltoluene	1.0	U	1.0	0.12
135-98-8	sec-Butylbenzene	1.0	U	1.0	0.13
100-42-5	Styrene	1.0	U	1.0	0.11
994-05-8	Tert-amyl-methyl ether (TAME)	5.0	U	5.0	0.067
75-65-0	tert-Butyl alcohol	20	U *	20	3.9
98-06-6	tert-Butylbenzene	1.0	U	1.0	0.13
127-18-4	Tetrachloroethene	1.0	U	1.0	0.29
108-88-3	Toluene	1.0	U	1.0	0.13
156-60-5	trans-1,2-Dichloroethene	1.0	U	1.0	0.19
10061-02-6	trans-1,3-Dichloropropene	1.0	U	1.0	0.19
79-01-6	Trichloroethene	0.74	J	1.0	0.17
75-69-4	Trichlorofluoromethane	1.0	U	1.0	0.21
108-05-4	Vinyl acetate	2.0	U	2.0	0.19
75-01-4	Vinyl chloride	0.50	U	0.50	0.22

FORM I
GC/MS VOA ORGANICS ANALYSIS DATA SHEET

Lab Name: TestAmerica Canton | Job No.: 240-38336-1

SDG No.:

Client Sample ID: MSA-SW38D-061014 | Lab Sample ID: 240-38336-8

Matrix: Water | Lab File ID: UX944350.D

Analysis Method: 8260B | Date Collected: 06/10/2014 13:08

Sample wt/vol: 5(mL) | Date Analyzed: 06/20/2014 22:08

Soil Aliquot Vol: | Dilution Factor: 1

Soil Extract Vol.: | GC Column: DB-624 ID: 0.18(mm)

% Moisture: | Level: (low/med) Low

Analysis Batch No.: 135595 | Units: ug/L

CAS NO.	COMPOUND NAME	RESULT	Q	RL	MDL
1330-20-7	Xylenes, Total	2.0	U	2.0	0.14

CAS NO.	SURROGATE	%REC	Q	LIMITS
17060-07-0	1,2-Dichloroethane-d4 (Surr)	97		63-129
460-00-4	4-Bromofluorobenzene (Surr)	89		66-120
1868-53-7	Dibromofluoromethane (Surr)	94		75-121
2037-26-5	Toluene-d8 (Surr)	97		74-120

FORM I

GC/MS VOA ORGANICS ANALYSIS DATA SHEET

Lab Name: TestAmerica Canton | Job No.: 240-38336-1

SDG No.:

Client Sample ID: MSA-SW39A-061014 | Lab Sample ID: 240-38336-9

Matrix: Water | Lab File ID: UX944351.D

Analysis Method: 8260B | Date Collected: 06/10/2014 11:00

Sample wt/vol: 5(mL) | Date Analyzed: 06/20/2014 22:31

Soil Aliquot Vol: | Dilution Factor: 1

Soil Extract Vol.: | GC Column: DB-624 ID: 0.18(mm)

% Moisture: | Level: (low/med) Low

Analysis Batch No.: 135595 | Units: ug/L

CAS NO.	COMPOUND NAME	RESULT	Q	RL	MDL
630-20-6	1,1,1,2-Tetrachloroethane	1.0	U	1.0	0.23
71-55-6	1,1,1-Trichloroethane	1.0	U	1.0	0.22
79-34-5	1,1,2,2-Tetrachloroethane	1.0	U	1.0	0.18
76-13-1	1,1,2-Trichloro-1,2,2-trichfluoroeth ane	1.0	U	1.0	0.28
75-34-3	1,1-Dichloroethane	1.0	U	1.0	0.15
75-35-4	1,1-Dichloroethene	1.0	U	1.0	0.19
563-58-6	1,1-Dichloropropene	1.0	U	1.0	0.13
87-61-6	1,2,3-Trichlorobenzene	1.0	U	1.0	0.17
96-18-4	1,2,3-Trichloropropane	1.0	U	1.0	0.43
526-73-8	1,2,3-Trimethylbenzene	5.0	U	5.0	0.0059
120-82-1	1,2,4-Trichlorobenzene	1.0	U	1.0	0.15
95-63-6	1,2,4-Trimethylbenzene	1.0	U	1.0	0.12
96-12-8	1,2-Dibromo-3-Chloropropane	5.0	U	5.0	0.67
106-93-4	1,2-Dibromoethane	1.0	U	1.0	0.24
95-50-1	1,2-Dichlorobenzene	1.0	U	1.0	0.13
107-06-2	1,2-Dichloroethane	1.0	U	1.0	0.22
78-87-5	1,2-Dichloropropane	1.0	U	1.0	0.18
541-73-1	1,3-Dichlorobenzene	1.0	U	1.0	0.14
142-28-9	1,3-Dichloropropane	1.0	U	1.0	0.16
106-46-7	1,4-Dichlorobenzene	1.0	U	1.0	0.13
594-20-7	2,2-Dichloropropane	1.0	U	1.0	0.13
78-93-3	2-Butanone	5.0	U	5.0	0.57
110-75-8	2-Chloroethyl vinyl ether	10	U	10	0.99
95-49-8	2-Chlorotoluene	1.0	U	1.0	0.11
591-78-6	2-Hexanone	5.0	U	5.0	0.41
106-43-4	4-Chlorotoluene	1.0	U	1.0	0.18
108-10-1	4-Methyl-2-pentanone	5.0	U	5.0	0.32
67-64-1	Acetone	3.3	J	5.0	1.1
71-43-2	Benzene	1.0	U	1.0	0.13
108-86-1	Bromobenzene	1.0	U	1.0	0.13
74-97-5	Bromochloromethane	1.0	U	1.0	0.29
75-27-4	Bromodichloromethane	1.0	U	1.0	0.15
75-25-2	Bromoform	1.0	U	1.0	0.64
74-83-9	Bromomethane	1.0	U	1.0	0.41
75-15-0	Carbon disulfide	1.0	U	1.0	0.13

FORM I
GC/MS VOA ORGANICS ANALYSIS DATA SHEET

Lab Name: TestAmerica Canton | Job No.: 240-38336-1

SDG No.:

Client Sample ID: MSA-SW39A-061014 | Lab Sample ID: 240-38336-9

Matrix: Water | Lab File ID: UX944351.D

Analysis Method: 8260B | Date Collected: 06/10/2014 11:00

Sample wt/vol: 5(mL) | Date Analyzed: 06/20/2014 22:31

Soil Aliquot Vol: | Dilution Factor: 1

Soil Extract Vol.: | GC Column: DB-624 ID: 0.18(mm)

% Moisture: | Level: (low/med) Low

Analysis Batch No.: 135595 | Units: ug/L

CAS NO.	COMPOUND NAME	RESULT	Q	RL	MDL
56-23-5	Carbon tetrachloride	1.0	U	1.0	0.13
108-90-7	Chlorobenzene	1.0	U	1.0	0.15
75-00-3	Chloroethane	1.0	U	1.0	0.29
67-66-3	Chloroform	1.0	U	1.0	0.16
74-87-3	Chloromethane	1.0	U	1.0	0.30
156-59-2	cis-1,2-Dichloroethene	1.0	U	1.0	0.17
10061-01-5	cis-1,3-Dichloropropene	1.0	U	1.0	0.14
124-48-1	Dibromochloromethane	1.0	U	1.0	0.18
74-95-3	Dibromomethane	1.0	U	1.0	0.28
75-71-8	Dichlorodifluoromethane	1.0	U	1.0	0.31
108-20-3	Diisopropyl ether	5.0	U	5.0	1.5
100-41-4	Ethylbenzene	1.0	U	1.0	0.17
637-92-3	Ethyl-t-butyl ether (ETBE)	5.0	U	5.0	0.11
87-68-3	Hexachlorobutadiene	1.0	U	1.0	0.30
98-82-8	Isopropylbenzene	1.0	U	1.0	0.13
1634-04-4	Methyl tert-butyl ether	1.0	U	1.0	0.17
75-09-2	Methylene Chloride	1.0	U	1.0	0.33
179601-23-1	m-Xylene & p-Xylene	2.0	U	2.0	0.24
91-20-3	Naphthalene	1.0	U	1.0	0.24
104-51-8	n-Butylbenzene	1.0	U	1.0	0.12
103-65-1	n-Propylbenzene	1.0	U	1.0	0.14
95-47-6	o-Xylene	1.0	U	1.0	0.14
99-87-6	p-Isopropyltoluene	1.0	U	1.0	0.12
135-98-8	sec-Butylbenzene	1.0	U	1.0	0.13
100-42-5	Styrene	1.0	U	1.0	0.11
994-05-8	Tert-amyl-methyl ether (TAME)	5.0	U	5.0	0.067
75-65-0	tert-Butyl alcohol	20	U *	20	3.9
98-06-6	tert-Butylbenzene	1.0	U	1.0	0.13
127-18-4	Tetrachloroethene	1.0	U	1.0	0.29
108-88-3	Toluene	1.0	U	1.0	0.13
156-60-5	trans-1,2-Dichloroethene	1.0	U	1.0	0.19
10061-02-6	trans-1,3-Dichloropropene	1.0	U	1.0	0.19
79-01-6	Trichloroethene	0.27	J	1.0	0.17
75-69-4	Trichlorofluoromethane	1.0	U	1.0	0.21
108-05-4	Vinyl acetate	2.0	U	2.0	0.19
75-01-4	Vinyl chloride	0.50	U	0.50	0.22

FORM I
GC/MS VOA ORGANICS ANALYSIS DATA SHEET

Lab Name: TestAmerica Canton | Job No.: 240-38336-1

SDG No.:

Client Sample ID: MSA-SW39A-061014 | Lab Sample ID: 240-38336-9

Matrix: Water | Lab File ID: UX944351.D

Analysis Method: 8260B | Date Collected: 06/10/2014 11:00

Sample wt/vol: 5(mL) | Date Analyzed: 06/20/2014 22:31

Soil Aliquot Vol: | Dilution Factor: 1

Soil Extract Vol.: | GC Column: DB-624 ID: 0.18(mm)

% Moisture: | Level: (low/med) Low

Analysis Batch No.: 135595 | Units: ug/L

CAS NO.	COMPOUND NAME	RESULT	Q	RL	MDL
1330-20-7	Xylenes, Total	2.0	U	2.0	0.14

CAS NO.	SURROGATE	%REC	Q	LIMITS
17060-07-0	1,2-Dichloroethane-d4 (Surr)	105		63-129
460-00-4	4-Bromofluorobenzene (Surr)	92		66-120
1868-53-7	Dibromofluoromethane (Surr)	98		75-121
2037-26-5	Toluene-d8 (Surr)	95		74-120

FORM I
GC/MS VOA ORGANICS ANALYSIS DATA SHEET

Lab Name: TestAmerica Canton | Job No.: 240-38336-1

SDG No.:

Client Sample ID: MSA-SW39B-061014 | Lab Sample ID: 240-38336-10

Matrix: Water | Lab File ID: UX944352.D

Analysis Method: 8260B | Date Collected: 06/10/2014 11:05

Sample wt/vol: 5(mL) | Date Analyzed: 06/20/2014 22:54

Soil Aliquot Vol: | Dilution Factor: 1

Soil Extract Vol.: | GC Column: DB-624 ID: 0.18(mm)

% Moisture: | Level: (low/med) Low

Analysis Batch No.: 135595 | Units: ug/L

CAS NO.	COMPOUND NAME	RESULT	Q	RL	MDL
630-20-6	1,1,1,2-Tetrachloroethane	1.0	U	1.0	0.23
71-55-6	1,1,1-Trichloroethane	1.0	U	1.0	0.22
79-34-5	1,1,2,2-Tetrachloroethane	1.0	U	1.0	0.18
76-13-1	1,1,2-Trichloro-1,2,2-trichfluoroeth ane	1.0	U	1.0	0.28
75-34-3	1,1-Dichloroethane	1.0	U	1.0	0.15
75-35-4	1,1-Dichloroethene	1.0	U	1.0	0.19
563-58-6	1,1-Dichloropropene	1.0	U	1.0	0.13
87-61-6	1,2,3-Trichlorobenzene	1.0	U	1.0	0.17
96-18-4	1,2,3-Trichloropropane	1.0	U	1.0	0.43
526-73-8	1,2,3-Trimethylbenzene	5.0	U	5.0	0.0059
120-82-1	1,2,4-Trichlorobenzene	1.0	U	1.0	0.15
95-63-6	1,2,4-Trimethylbenzene	1.0	U	1.0	0.12
96-12-8	1,2-Dibromo-3-Chloropropane	5.0	U	5.0	0.67
106-93-4	1,2-Dibromoethane	1.0	U	1.0	0.24
95-50-1	1,2-Dichlorobenzene	1.0	U	1.0	0.13
107-06-2	1,2-Dichloroethane	1.0	U	1.0	0.22
78-87-5	1,2-Dichloropropane	1.0	U	1.0	0.18
541-73-1	1,3-Dichlorobenzene	1.0	U	1.0	0.14
142-28-9	1,3-Dichloropropane	1.0	U	1.0	0.16
106-46-7	1,4-Dichlorobenzene	1.0	U	1.0	0.13
594-20-7	2,2-Dichloropropane	1.0	U	1.0	0.13
78-93-3	2-Butanone	5.0	U	5.0	0.57
110-75-8	2-Chloroethyl vinyl ether	10	U	10	0.99
95-49-8	2-Chlorotoluene	1.0	U	1.0	0.11
591-78-6	2-Hexanone	5.0	U	5.0	0.41
106-43-4	4-Chlorotoluene	1.0	U	1.0	0.18
108-10-1	4-Methyl-2-pentanone	5.0	U	5.0	0.32
67-64-1	Acetone	5.0	U	5.0	1.1
71-43-2	Benzene	1.0	U	1.0	0.13
108-86-1	Bromobenzene	1.0	U	1.0	0.13
74-97-5	Bromochloromethane	1.0	U	1.0	0.29
75-27-4	Bromodichloromethane	1.0	U	1.0	0.15
75-25-2	Bromoform	1.0	U	1.0	0.64
74-83-9	Bromomethane	1.0	U	1.0	0.41
75-15-0	Carbon disulfide	1.0	U	1.0	0.13

FORM I

GC/MS VOA ORGANICS ANALYSIS DATA SHEET

Lab Name: TestAmerica Canton Job No.: 240-38336-1

SDG No.:

Client Sample ID: MSA-SW39B-061014 Lab Sample ID: 240-38336-10

Matrix: Water Lab File ID: UX944352.D

Analysis Method: 8260B Date Collected: 06/10/2014 11:05

Sample wt/vol: 5(mL) Date Analyzed: 06/20/2014 22:54

Soil Aliquot Vol: Dilution Factor: 1

Soil Extract Vol.: GC Column: DB-624 ID: 0.18(mm)

% Moisture: Level: (low/med) Low

Analysis Batch No.: 135595 Units: ug/L

CAS NO.	COMPOUND NAME	RESULT	Q	RL	MDL
56-23-5	Carbon tetrachloride	1.0	U	1.0	0.13
108-90-7	Chlorobenzene	1.0	U	1.0	0.15
75-00-3	Chloroethane	1.0	U	1.0	0.29
67-66-3	Chloroform	1.0	U	1.0	0.16
74-87-3	Chloromethane	1.0	U	1.0	0.30
156-59-2	cis-1,2-Dichloroethene	1.0	U	1.0	0.17
10061-01-5	cis-1,3-Dichloropropene	1.0	U	1.0	0.14
124-48-1	Dibromochloromethane	1.0	U	1.0	0.18
74-95-3	Dibromomethane	1.0	U	1.0	0.28
75-71-8	Dichlorodifluoromethane	1.0	U	1.0	0.31
108-20-3	Diisopropyl ether	5.0	U	5.0	1.5
100-41-4	Ethylbenzene	1.0	U	1.0	0.17
637-92-3	Ethyl-t-butyl ether (ETBE)	5.0	U	5.0	0.11
87-68-3	Hexachlorobutadiene	1.0	U	1.0	0.30
98-82-8	Isopropylbenzene	1.0	U	1.0	0.13
1634-04-4	Methyl tert-butyl ether	1.0	U	1.0	0.17
75-09-2	Methylene Chloride	1.0	U	1.0	0.33
179601-23-1	m-Xylene & p-Xylene	2.0	U	2.0	0.24
91-20-3	Naphthalene	1.0	U	1.0	0.24
104-51-8	n-Butylbenzene	1.0	U	1.0	0.12
103-65-1	n-Propylbenzene	1.0	U	1.0	0.14
95-47-6	o-Xylene	1.0	U	1.0	0.14
99-87-6	p-Isopropyltoluene	1.0	U	1.0	0.12
135-98-8	sec-Butylbenzene	1.0	U	1.0	0.13
100-42-5	Styrene	1.0	U	1.0	0.11
994-05-8	Tert-amyl-methyl ether (TAME)	5.0	U	5.0	0.067
75-65-0	tert-Butyl alcohol	20	U *	20	3.9
98-06-6	tert-Butylbenzene	1.0	U	1.0	0.13
127-18-4	Tetrachloroethene	1.0	U	1.0	0.29
108-88-3	Toluene	1.0	U	1.0	0.13
156-60-5	trans-1,2-Dichloroethene	1.0	U	1.0	0.19
10061-02-6	trans-1,3-Dichloropropene	1.0	U	1.0	0.19
79-01-6	Trichloroethene	0.42	J	1.0	0.17
75-69-4	Trichlorofluoromethane	1.0	U	1.0	0.21
108-05-4	Vinyl acetate	2.0	U	2.0	0.19
75-01-4	Vinyl chloride	0.50	U	0.50	0.22

FORM I

GC/MS VOA ORGANICS ANALYSIS DATA SHEET

Lab Name: TestAmerica Canton Job No.: 240-38336-1

SDG No.:

Client Sample ID: MSA-SW39B-061014 Lab Sample ID: 240-38336-10

Matrix: Water Lab File ID: UX944352.D

Analysis Method: 8260B Date Collected: 06/10/2014 11:05

Sample wt/vol: 5(mL) Date Analyzed: 06/20/2014 22:54

Soil Aliquot Vol: Dilution Factor: 1

Soil Extract Vol.: GC Column: DB-624 ID: 0.18(mm)

% Moisture: Level: (low/med) Low

Analysis Batch No.: 135595 Units: ug/L

CAS NO.	COMPOUND NAME	RESULT	Q	RL	MDL
1330-20-7	Xylenes, Total	2.0	U	2.0	0.14

CAS NO.	SURROGATE	%REC	Q	LIMITS
17060-07-0	1,2-Dichloroethane-d4 (Surr)	102		63-129
460-00-4	4-Bromofluorobenzene (Surr)	94		66-120
1868-53-7	Dibromofluoromethane (Surr)	95		75-121
2037-26-5	Toluene-d8 (Surr)	98		74-120

FORM I
GC/MS VOA ORGANICS ANALYSIS DATA SHEET

Lab Name: TestAmerica Canton | Job No.: 240-38336-1

SDG No.:

Client Sample ID: MSA-SW39C-061014 | Lab Sample ID: 240-38336-11

Matrix: Water | Lab File ID: UX944353.D

Analysis Method: 8260B | Date Collected: 06/10/2014 11:13

Sample wt/vol: 5(mL) | Date Analyzed: 06/20/2014 23:17

Soil Aliquot Vol: | Dilution Factor: 1

Soil Extract Vol.: | GC Column: DB-624 ID: 0.18(mm)

% Moisture: | Level: (low/med) Low

Analysis Batch No.: 135595 | Units: ug/L

CAS NO.	COMPOUND NAME	RESULT	Q	RL	MDL
630-20-6	1,1,1,2-Tetrachloroethane	1.0	U	1.0	0.23
71-55-6	1,1,1-Trichloroethane	1.0	U	1.0	0.22
79-34-5	1,1,2,2-Tetrachloroethane	1.0	U	1.0	0.18
76-13-1	1,1,2-Trichloro-1,2,2-trichfluoroeth ane	1.0	U	1.0	0.28
75-34-3	1,1-Dichloroethane	1.0	U	1.0	0.15
75-35-4	1,1-Dichloroethene	1.0	U	1.0	0.19
563-58-6	1,1-Dichloropropene	1.0	U	1.0	0.13
87-61-6	1,2,3-Trichlorobenzene	1.0	U	1.0	0.17
96-18-4	1,2,3-Trichloropropane	1.0	U	1.0	0.43
526-73-8	1,2,3-Trimethylbenzene	5.0	U	5.0	0.0059
120-82-1	1,2,4-Trichlorobenzene	1.0	U	1.0	0.15
95-63-6	1,2,4-Trimethylbenzene	1.0	U	1.0	0.12
96-12-8	1,2-Dibromo-3-Chloropropane	5.0	U	5.0	0.67
106-93-4	1,2-Dibromoethane	1.0	U	1.0	0.24
95-50-1	1,2-Dichlorobenzene	1.0	U	1.0	0.13
107-06-2	1,2-Dichloroethane	1.0	U	1.0	0.22
78-87-5	1,2-Dichloropropane	1.0	U	1.0	0.18
541-73-1	1,3-Dichlorobenzene	1.0	U	1.0	0.14
142-28-9	1,3-Dichloropropane	1.0	U	1.0	0.16
106-46-7	1,4-Dichlorobenzene	1.0	U	1.0	0.13
594-20-7	2,2-Dichloropropane	1.0	U	1.0	0.13
78-93-3	2-Butanone	5.0	U	5.0	0.57
110-75-8	2-Chloroethyl vinyl ether	10	U	10	0.99
95-49-8	2-Chlorotoluene	1.0	U	1.0	0.11
591-78-6	2-Hexanone	5.0	U	5.0	0.41
106-43-4	4-Chlorotoluene	1.0	U	1.0	0.18
108-10-1	4-Methyl-2-pentanone	5.0	U	5.0	0.32
67-64-1	Acetone	1.2	J	5.0	1.1
71-43-2	Benzene	1.0	U	1.0	0.13
108-86-1	Bromobenzene	1.0	U	1.0	0.13
74-97-5	Bromochloromethane	1.0	U	1.0	0.29
75-27-4	Bromodichloromethane	1.0	U	1.0	0.15
75-25-2	Bromoform	1.0	U	1.0	0.64
74-83-9	Bromomethane	1.0	U	1.0	0.41
75-15-0	Carbon disulfide	1.0	U	1.0	0.13

FORM I
GC/MS VOA ORGANICS ANALYSIS DATA SHEET

Lab Name: TestAmerica Canton | Job No.: 240-38336-1

SDG No.:

Client Sample ID: MSA-SW39C-061014 | Lab Sample ID: 240-38336-11

Matrix: Water | Lab File ID: UX944353.D

Analysis Method: 8260B | Date Collected: 06/10/2014 11:13

Sample wt/vol: 5(mL) | Date Analyzed: 06/20/2014 23:17

Soil Aliquot Vol: | Dilution Factor: 1

Soil Extract Vol.: | GC Column: DB-624 ID: 0.18(mm)

% Moisture: | Level: (low/med) Low

Analysis Batch No.: 135595 | Units: ug/L

CAS NO.	COMPOUND NAME	RESULT	Q	RL	MDL
56-23-5	Carbon tetrachloride	1.0	U	1.0	0.13
108-90-7	Chlorobenzene	1.0	U	1.0	0.15
75-00-3	Chloroethane	1.0	U	1.0	0.29
67-66-3	Chloroform	1.0	U	1.0	0.16
74-87-3	Chloromethane	1.0	U	1.0	0.30
156-59-2	cis-1,2-Dichloroethene	1.0	U	1.0	0.17
10061-01-5	cis-1,3-Dichloropropene	1.0	U	1.0	0.14
124-48-1	Dibromochloromethane	1.0	U	1.0	0.18
74-95-3	Dibromomethane	1.0	U	1.0	0.28
75-71-8	Dichlorodifluoromethane	1.0	U	1.0	0.31
108-20-3	Diisopropyl ether	5.0	U	5.0	1.5
100-41-4	Ethylbenzene	1.0	U	1.0	0.17
637-92-3	Ethyl-t-butyl ether (ETBE)	5.0	U	5.0	0.11
87-68-3	Hexachlorobutadiene	1.0	U	1.0	0.30
98-82-8	Isopropylbenzene	1.0	U	1.0	0.13
1634-04-4	Methyl tert-butyl ether	1.0	U	1.0	0.17
75-09-2	Methylene Chloride	1.0	U	1.0	0.33
179601-23-1	m-Xylene & p-Xylene	2.0	U	2.0	0.24
91-20-3	Naphthalene	1.0	U	1.0	0.24
104-51-8	n-Butylbenzene	1.0	U	1.0	0.12
103-65-1	n-Propylbenzene	1.0	U	1.0	0.14
95-47-6	o-Xylene	1.0	U	1.0	0.14
99-87-6	p-Isopropyltoluene	1.0	U	1.0	0.12
135-98-8	sec-Butylbenzene	1.0	U	1.0	0.13
100-42-5	Styrene	1.0	U	1.0	0.11
994-05-8	Tert-amyl-methyl ether (TAME)	5.0	U	5.0	0.067
75-65-0	tert-Butyl alcohol	20	U *	20	3.9
98-06-6	tert-Butylbenzene	1.0	U	1.0	0.13
127-18-4	Tetrachloroethene	1.0	U	1.0	0.29
108-88-3	Toluene	1.0	U	1.0	0.13
156-60-5	trans-1,2-Dichloroethene	1.0	U	1.0	0.19
10061-02-6	trans-1,3-Dichloropropene	1.0	U	1.0	0.19
79-01-6	Trichloroethene	0.30	J	1.0	0.17
75-69-4	Trichlorofluoromethane	1.0	U	1.0	0.21
108-05-4	Vinyl acetate	2.0	U	2.0	0.19
75-01-4	Vinyl chloride	0.50	U	0.50	0.22

FORM I
GC/MS VOA ORGANICS ANALYSIS DATA SHEET

Lab Name: TestAmerica Canton | Job No.: 240-38336-1

SDG No.:

Client Sample ID: MSA-SW39C-061014 | Lab Sample ID: 240-38336-11

Matrix: Water | Lab File ID: UX944353.D

Analysis Method: 8260B | Date Collected: 06/10/2014 11:13

Sample wt/vol: 5(mL) | Date Analyzed: 06/20/2014 23:17

Soil Aliquot Vol: | Dilution Factor: 1

Soil Extract Vol.: | GC Column: DB-624 ID: 0.18(mm)

% Moisture: | Level: (low/med) Low

Analysis Batch No.: 135595 | Units: ug/L

CAS NO.	COMPOUND NAME	RESULT	Q	RL	MDL
1330-20-7	Xylenes, Total	2.0	U	2.0	0.14

CAS NO.	SURROGATE	%REC	Q	LIMITS
17060-07-0	1,2-Dichloroethane-d4 (Surr)	97		63-129
460-00-4	4-Bromofluorobenzene (Surr)	89		66-120
1868-53-7	Dibromofluoromethane (Surr)	89		75-121
2037-26-5	Toluene-d8 (Surr)	96		74-120

FORM I
GC/MS VOA ORGANICS ANALYSIS DATA SHEET

Lab Name: TestAmerica Canton | Job No.: 240-38336-1

SDG No.:

Client Sample ID: MSA-SW39D-061014 | Lab Sample ID: 240-38336-12

Matrix: Water | Lab File ID: UX944354.D

Analysis Method: 8260B | Date Collected: 06/10/2014 11:17

Sample wt/vol: 5(mL) | Date Analyzed: 06/20/2014 23:40

Soil Aliquot Vol: | Dilution Factor: 1

Soil Extract Vol.: | GC Column: DB-624 ID: 0.18(mm)

% Moisture: | Level: (low/med) Low

Analysis Batch No.: 135595 | Units: ug/L

CAS NO.	COMPOUND NAME	RESULT	Q	RL	MDL
630-20-6	1,1,1,2-Tetrachloroethane	1.0	U	1.0	0.23
71-55-6	1,1,1-Trichloroethane	1.0	U	1.0	0.22
79-34-5	1,1,2,2-Tetrachloroethane	1.0	U	1.0	0.18
76-13-1	1,1,2-Trichloro-1,2,2-trichfluoroeth ane	1.0	U	1.0	0.28
75-34-3	1,1-Dichloroethane	1.0	U	1.0	0.15
75-35-4	1,1-Dichloroethene	1.0	U	1.0	0.19
563-58-6	1,1-Dichloropropene	1.0	U	1.0	0.13
87-61-6	1,2,3-Trichlorobenzene	1.0	U	1.0	0.17
96-18-4	1,2,3-Trichloropropane	1.0	U	1.0	0.43
526-73-8	1,2,3-Trimethylbenzene	5.0	U	5.0	0.0059
120-82-1	1,2,4-Trichlorobenzene	1.0	U	1.0	0.15
95-63-6	1,2,4-Trimethylbenzene	1.0	U	1.0	0.12
96-12-8	1,2-Dibromo-3-Chloropropane	5.0	U	5.0	0.67
106-93-4	1,2-Dibromoethane	1.0	U	1.0	0.24
95-50-1	1,2-Dichlorobenzene	1.0	U	1.0	0.13
107-06-2	1,2-Dichloroethane	1.0	U	1.0	0.22
78-87-5	1,2-Dichloropropane	1.0	U	1.0	0.18
541-73-1	1,3-Dichlorobenzene	1.0	U	1.0	0.14
142-28-9	1,3-Dichloropropane	1.0	U	1.0	0.16
106-46-7	1,4-Dichlorobenzene	1.0	U	1.0	0.13
594-20-7	2,2-Dichloropropane	1.0	U	1.0	0.13
78-93-3	2-Butanone	5.0	U	5.0	0.57
110-75-8	2-Chloroethyl vinyl ether	10	U	10	0.99
95-49-8	2-Chlorotoluene	1.0	U	1.0	0.11
591-78-6	2-Hexanone	5.0	U	5.0	0.41
106-43-4	4-Chlorotoluene	1.0	U	1.0	0.18
108-10-1	4-Methyl-2-pentanone	5.0	U	5.0	0.32
67-64-1	Acetone	2.2	J	5.0	1.1
71-43-2	Benzene	1.0	U	1.0	0.13
108-86-1	Bromobenzene	1.0	U	1.0	0.13
74-97-5	Bromochloromethane	1.0	U	1.0	0.29
75-27-4	Bromodichloromethane	1.0	U	1.0	0.15
75-25-2	Bromoform	1.0	U	1.0	0.64
74-83-9	Bromomethane	1.0	U	1.0	0.41
75-15-0	Carbon disulfide	1.0	U	1.0	0.13

FORM I

GC/MS VOA ORGANICS ANALYSIS DATA SHEET

Lab Name: TestAmerica Canton | Job No.: 240-38336-1

SDG No.:

Client Sample ID: MSA-SW39D-061014 | Lab Sample ID: 240-38336-12

Matrix: Water | Lab File ID: UX944354.D

Analysis Method: 8260B | Date Collected: 06/10/2014 11:17

Sample wt/vol: 5(mL) | Date Analyzed: 06/20/2014 23:40

Soil Aliquot Vol: | Dilution Factor: 1

Soil Extract Vol.: | GC Column: DB-624 ID: 0.18(mm)

% Moisture: | Level: (low/med) Low

Analysis Batch No.: 135595 | Units: ug/L

CAS NO.	COMPOUND NAME	RESULT	Q	RL	MDL
56-23-5	Carbon tetrachloride	1.0	U	1.0	0.13
108-90-7	Chlorobenzene	1.0	U	1.0	0.15
75-00-3	Chloroethane	1.0	U	1.0	0.29
67-66-3	Chloroform	1.0	U	1.0	0.16
74-87-3	Chloromethane	1.0	U	1.0	0.30
156-59-2	cis-1,2-Dichloroethene	1.0	U	1.0	0.17
10061-01-5	cis-1,3-Dichloropropene	1.0	U	1.0	0.14
124-48-1	Dibromochloromethane	1.0	U	1.0	0.18
74-95-3	Dibromomethane	1.0	U	1.0	0.28
75-71-8	Dichlorodifluoromethane	1.0	U	1.0	0.31
108-20-3	Diisopropyl ether	5.0	U	5.0	1.5
100-41-4	Ethylbenzene	1.0	U	1.0	0.17
637-92-3	Ethyl-t-butyl ether (ETBE)	5.0	U	5.0	0.11
87-68-3	Hexachlorobutadiene	1.0	U	1.0	0.30
98-82-8	Isopropylbenzene	1.0	U	1.0	0.13
1634-04-4	Methyl tert-butyl ether	1.0	U	1.0	0.17
75-09-2	Methylene Chloride	1.0	U	1.0	0.33
179601-23-1	m-Xylene & p-Xylene	2.0	U	2.0	0.24
91-20-3	Naphthalene	1.0	U	1.0	0.24
104-51-8	n-Butylbenzene	1.0	U	1.0	0.12
103-65-1	n-Propylbenzene	1.0	U	1.0	0.14
95-47-6	o-Xylene	1.0	U	1.0	0.14
99-87-6	p-Isopropyltoluene	1.0	U	1.0	0.12
135-98-8	sec-Butylbenzene	1.0	U	1.0	0.13
100-42-5	Styrene	1.0	U	1.0	0.11
994-05-8	Tert-amyl-methyl ether (TAME)	5.0	U	5.0	0.067
75-65-0	tert-Butyl alcohol	20	U *	20	3.9
98-06-6	tert-Butylbenzene	1.0	U	1.0	0.13
127-18-4	Tetrachloroethene	1.0	U	1.0	0.29
108-88-3	Toluene	1.0	U	1.0	0.13
156-60-5	trans-1,2-Dichloroethene	1.0	U	1.0	0.19
10061-02-6	trans-1,3-Dichloropropene	1.0	U	1.0	0.19
79-01-6	Trichloroethene	0.28	J	1.0	0.17
75-69-4	Trichlorofluoromethane	1.0	U	1.0	0.21
108-05-4	Vinyl acetate	2.0	U	2.0	0.19
75-01-4	Vinyl chloride	0.50	U	0.50	0.22

FORM I
GC/MS VOA ORGANICS ANALYSIS DATA SHEET

Lab Name: TestAmerica Canton | Job No.: 240-38336-1

SDG No.:

Client Sample ID: MSA-SW39D-061014 | Lab Sample ID: 240-38336-12

Matrix: Water | Lab File ID: UX944354.D

Analysis Method: 8260B | Date Collected: 06/10/2014 11:17

Sample wt/vol: 5(mL) | Date Analyzed: 06/20/2014 23:40

Soil Aliquot Vol: | Dilution Factor: 1

Soil Extract Vol.: | GC Column: DB-624 ID: 0.18(mm)

% Moisture: | Level: (low/med) Low

Analysis Batch No.: 135595 | Units: ug/L

CAS NO.	COMPOUND NAME	RESULT	Q	RL	MDL
1330-20-7	Xylenes, Total	2.0	U	2.0	0.14

CAS NO.	SURROGATE	%REC	Q	LIMITS
17060-07-0	1,2-Dichloroethane-d4 (Surr)	107		63-129
460-00-4	4-Bromofluorobenzene (Surr)	90		66-120
1868-53-7	Dibromofluoromethane (Surr)	103		75-121
2037-26-5	Toluene-d8 (Surr)	98		74-120

FORM I
GC/MS VOA ORGANICS ANALYSIS DATA SHEET

Lab Name: TestAmerica Canton | Job No.: 240-38336-1

SDG No.:

Client Sample ID: MSA-SW40A-061014 | Lab Sample ID: 240-38336-13

Matrix: Water | Lab File ID: UX944355.D

Analysis Method: 8260B | Date Collected: 06/10/2014 13:12

Sample wt/vol: 5(mL) | Date Analyzed: 06/21/2014 00:03

Soil Aliquot Vol: | Dilution Factor: 1

Soil Extract Vol.: | GC Column: DB-624 ID: 0.18(mm)

% Moisture: | Level: (low/med) Low

Analysis Batch No.: 135595 | Units: ug/L

CAS NO.	COMPOUND NAME	RESULT	Q	RL	MDL
630-20-6	1,1,1,2-Tetrachloroethane	1.0	U	1.0	0.23
71-55-6	1,1,1-Trichloroethane	1.0	U	1.0	0.22
79-34-5	1,1,2,2-Tetrachloroethane	1.0	U	1.0	0.18
76-13-1	1,1,2-Trichloro-1,2,2-trichfluoroeth ane	1.0	U	1.0	0.28
75-34-3	1,1-Dichloroethane	1.0	U	1.0	0.15
75-35-4	1,1-Dichloroethene	1.0	U	1.0	0.19
563-58-6	1,1-Dichloropropene	1.0	U	1.0	0.13
87-61-6	1,2,3-Trichlorobenzene	1.0	U	1.0	0.17
96-18-4	1,2,3-Trichloropropane	1.0	U	1.0	0.43
526-73-8	1,2,3-Trimethylbenzene	5.0	U	5.0	0.0059
120-82-1	1,2,4-Trichlorobenzene	1.0	U	1.0	0.15
95-63-6	1,2,4-Trimethylbenzene	1.0	U	1.0	0.12
96-12-8	1,2-Dibromo-3-Chloropropane	5.0	U	5.0	0.67
106-93-4	1,2-Dibromoethane	1.0	U	1.0	0.24
95-50-1	1,2-Dichlorobenzene	1.0	U	1.0	0.13
107-06-2	1,2-Dichloroethane	1.0	U	1.0	0.22
78-87-5	1,2-Dichloropropane	1.0	U	1.0	0.18
541-73-1	1,3-Dichlorobenzene	1.0	U	1.0	0.14
142-28-9	1,3-Dichloropropane	1.0	U	1.0	0.16
106-46-7	1,4-Dichlorobenzene	1.0	U	1.0	0.13
594-20-7	2,2-Dichloropropane	1.0	U	1.0	0.13
78-93-3	2-Butanone	5.0	U	5.0	0.57
110-75-8	2-Chloroethyl vinyl ether	10	U	10	0.99
95-49-8	2-Chlorotoluene	1.0	U	1.0	0.11
591-78-6	2-Hexanone	5.0	U	5.0	0.41
106-43-4	4-Chlorotoluene	1.0	U	1.0	0.18
108-10-1	4-Methyl-2-pentanone	5.0	U	5.0	0.32
67-64-1	Acetone	1.9	J	5.0	1.1
71-43-2	Benzene	1.0	U	1.0	0.13
108-86-1	Bromobenzene	1.0	U	1.0	0.13
74-97-5	Bromochloromethane	1.0	U	1.0	0.29
75-27-4	Bromodichloromethane	1.0	U	1.0	0.15
75-25-2	Bromoform	1.0	U	1.0	0.64
74-83-9	Bromomethane	1.0	U	1.0	0.41
75-15-0	Carbon disulfide	1.0	U	1.0	0.13

FORM I
GC/MS VOA ORGANICS ANALYSIS DATA SHEET

Lab Name: TestAmerica Canton | Job No.: 240-38336-1

SDG No.:

Client Sample ID: MSA-SW40A-061014 | Lab Sample ID: 240-38336-13

Matrix: Water | Lab File ID: UX944355.D

Analysis Method: 8260B | Date Collected: 06/10/2014 13:12

Sample wt/vol: 5(mL) | Date Analyzed: 06/21/2014 00:03

Soil Aliquot Vol: | Dilution Factor: 1

Soil Extract Vol.: | GC Column: DB-624 ID: 0.18(mm)

% Moisture: | Level: (low/med) Low

Analysis Batch No.: 135595 | Units: ug/L

CAS NO.	COMPOUND NAME	RESULT	Q	RL	MDL
56-23-5	Carbon tetrachloride	1.0	U	1.0	0.13
108-90-7	Chlorobenzene	1.0	U	1.0	0.15
75-00-3	Chloroethane	1.0	U	1.0	0.29
67-66-3	Chloroform	1.0	U	1.0	0.16
74-87-3	Chloromethane	1.0	U	1.0	0.30
156-59-2	cis-1,2-Dichloroethene	0.78	J	1.0	0.17
10061-01-5	cis-1,3-Dichloropropene	1.0	U	1.0	0.14
124-48-1	Dibromochloromethane	1.0	U	1.0	0.18
74-95-3	Dibromomethane	1.0	U	1.0	0.28
75-71-8	Dichlorodifluoromethane	1.0	U	1.0	0.31
108-20-3	Diisopropyl ether	5.0	U	5.0	1.5
100-41-4	Ethylbenzene	1.0	U	1.0	0.17
637-92-3	Ethyl-t-butyl ether (ETBE)	5.0	U	5.0	0.11
87-68-3	Hexachlorobutadiene	1.0	U	1.0	0.30
98-82-8	Isopropylbenzene	1.0	U	1.0	0.13
1634-04-4	Methyl tert-butyl ether	1.0	U	1.0	0.17
75-09-2	Methylene Chloride	1.0	U	1.0	0.33
179601-23-1	m-Xylene & p-Xylene	2.0	U	2.0	0.24
91-20-3	Naphthalene	1.0	U	1.0	0.24
104-51-8	n-Butylbenzene	1.0	U	1.0	0.12
103-65-1	n-Propylbenzene	1.0	U	1.0	0.14
95-47-6	o-Xylene	1.0	U	1.0	0.14
99-87-6	p-Isopropyltoluene	1.0	U	1.0	0.12
135-98-8	sec-Butylbenzene	1.0	U	1.0	0.13
100-42-5	Styrene	1.0	U	1.0	0.11
994-05-8	Tert-amyl-methyl ether (TAME)	5.0	U	5.0	0.067
75-65-0	tert-Butyl alcohol	20	U *	20	3.9
98-06-6	tert-Butylbenzene	1.0	U	1.0	0.13
127-18-4	Tetrachloroethene	1.0	U	1.0	0.29
108-88-3	Toluene	1.0	U	1.0	0.13
156-60-5	trans-1,2-Dichloroethene	1.0	U	1.0	0.19
10061-02-6	trans-1,3-Dichloropropene	1.0	U	1.0	0.19
79-01-6	Trichloroethene	0.78	J	1.0	0.17
75-69-4	Trichlorofluoromethane	1.0	U	1.0	0.21
108-05-4	Vinyl acetate	2.0	U	2.0	0.19
75-01-4	Vinyl chloride	0.50	U	0.50	0.22

FORM I

GC/MS VOA ORGANICS ANALYSIS DATA SHEET

Lab Name: TestAmerica Canton | Job No.: 240-38336-1

SDG No.:

Client Sample ID: MSA-SW40A-061014 | Lab Sample ID: 240-38336-13

Matrix: Water | Lab File ID: UX944355.D

Analysis Method: 8260B | Date Collected: 06/10/2014 13:12

Sample wt/vol: 5(mL) | Date Analyzed: 06/21/2014 00:03

Soil Aliquot Vol: | Dilution Factor: 1

Soil Extract Vol.: | GC Column: DB-624 ID: 0.18(mm)

% Moisture: | Level: (low/med) Low

Analysis Batch No.: 135595 | Units: ug/L

CAS NO.	COMPOUND NAME	RESULT	Q	RL	MDL
1330-20-7	Xylenes, Total	2.0	U	2.0	0.14

CAS NO.	SURROGATE	%REC	Q	LIMITS
17060-07-0	1,2-Dichloroethane-d4 (Surr)	96		63-129
460-00-4	4-Bromofluorobenzene (Surr)	86		66-120
1868-53-7	Dibromofluoromethane (Surr)	95		75-121
2037-26-5	Toluene-d8 (Surr)	96		74-120

FORM I
GC/MS VOA ORGANICS ANALYSIS DATA SHEET

Lab Name: TestAmerica Canton Job No.: 240-38336-1

SDG No.:

Client Sample ID: MSA-SW40B-061014 Lab Sample ID: 240-38336-14

Matrix: Water Lab File ID: UX944356.D

Analysis Method: 8260B Date Collected: 06/10/2014 13:15

Sample wt/vol: 5(mL) Date Analyzed: 06/21/2014 00:26

Soil Aliquot Vol: Dilution Factor: 1

Soil Extract Vol.: GC Column: DB-624 ID: 0.18(mm)

% Moisture: Level: (low/med) Low

Analysis Batch No.: 135595 Units: ug/L

CAS NO.	COMPOUND NAME	RESULT	Q	RL	MDL
630-20-6	1,1,1,2-Tetrachloroethane	1.0	U	1.0	0.23
71-55-6	1,1,1-Trichloroethane	1.0	U	1.0	0.22
79-34-5	1,1,2,2-Tetrachloroethane	1.0	U	1.0	0.18
76-13-1	1,1,2-Trichloro-1,2,2-trichfluoroeth ane	1.0	U	1.0	0.28
75-34-3	1,1-Dichloroethane	1.0	U	1.0	0.15
75-35-4	1,1-Dichloroethene	1.0	U	1.0	0.19
563-58-6	1,1-Dichloropropene	1.0	U	1.0	0.13
87-61-6	1,2,3-Trichlorobenzene	1.0	U	1.0	0.17
96-18-4	1,2,3-Trichloropropane	1.0	U	1.0	0.43
526-73-8	1,2,3-Trimethylbenzene	5.0	U	5.0	0.0059
120-82-1	1,2,4-Trichlorobenzene	1.0	U	1.0	0.15
95-63-6	1,2,4-Trimethylbenzene	1.0	U	1.0	0.12
96-12-8	1,2-Dibromo-3-Chloropropane	5.0	U	5.0	0.67
106-93-4	1,2-Dibromoethane	1.0	U	1.0	0.24
95-50-1	1,2-Dichlorobenzene	1.0	U	1.0	0.13
107-06-2	1,2-Dichloroethane	1.0	U	1.0	0.22
78-87-5	1,2-Dichloropropane	1.0	U	1.0	0.18
541-73-1	1,3-Dichlorobenzene	1.0	U	1.0	0.14
142-28-9	1,3-Dichloropropane	1.0	U	1.0	0.16
106-46-7	1,4-Dichlorobenzene	1.0	U	1.0	0.13
594-20-7	2,2-Dichloropropane	1.0	U	1.0	0.13
78-93-3	2-Butanone	5.0	U	5.0	0.57
110-75-8	2-Chloroethyl vinyl ether	10	U	10	0.99
95-49-8	2-Chlorotoluene	1.0	U	1.0	0.11
591-78-6	2-Hexanone	5.0	U	5.0	0.41
106-43-4	4-Chlorotoluene	1.0	U	1.0	0.18
108-10-1	4-Methyl-2-pentanone	5.0	U	5.0	0.32
67-64-1	Acetone	5.0	U	5.0	1.1
71-43-2	Benzene	1.0	U	1.0	0.13
108-86-1	Bromobenzene	1.0	U	1.0	0.13
74-97-5	Bromochloromethane	1.0	U	1.0	0.29
75-27-4	Bromodichloromethane	1.0	U	1.0	0.15
75-25-2	Bromoform	1.0	U	1.0	0.64
74-83-9	Bromomethane	1.0	U	1.0	0.41
75-15-0	Carbon disulfide	1.0	U	1.0	0.13

FORM I

GC/MS VOA ORGANICS ANALYSIS DATA SHEET

Lab Name: TestAmerica Canton | Job No.: 240-38336-1

SDG No.:

Client Sample ID: MSA-SW40B-061014 | Lab Sample ID: 240-38336-14

Matrix: Water | Lab File ID: UX944356.D

Analysis Method: 8260B | Date Collected: 06/10/2014 13:15

Sample wt/vol: 5(mL) | Date Analyzed: 06/21/2014 00:26

Soil Aliquot Vol: | Dilution Factor: 1

Soil Extract Vol.: | GC Column: DB-624 ID: 0.18(mm)

% Moisture: | Level: (low/med) Low

Analysis Batch No.: 135595 | Units: ug/L

CAS NO.	COMPOUND NAME	RESULT	Q	RL	MDL
56-23-5	Carbon tetrachloride	1.0	U	1.0	0.13
108-90-7	Chlorobenzene	1.0	U	1.0	0.15
75-00-3	Chloroethane	1.0	U	1.0	0.29
67-66-3	Chloroform	1.0	U	1.0	0.16
74-87-3	Chloromethane	1.0	U	1.0	0.30
156-59-2	cis-1,2-Dichloroethene	1.0	U	1.0	0.17
10061-01-5	cis-1,3-Dichloropropene	1.0	U	1.0	0.14
124-48-1	Dibromochloromethane	1.0	U	1.0	0.18
74-95-3	Dibromomethane	1.0	U	1.0	0.28
75-71-8	Dichlorodifluoromethane	1.0	U	1.0	0.31
108-20-3	Diisopropyl ether	5.0	U	5.0	1.5
100-41-4	Ethylbenzene	1.0	U	1.0	0.17
637-92-3	Ethyl-t-butyl ether (ETBE)	5.0	U	5.0	0.11
87-68-3	Hexachlorobutadiene	1.0	U	1.0	0.30
98-82-8	Isopropylbenzene	1.0	U	1.0	0.13
1634-04-4	Methyl tert-butyl ether	1.0	U	1.0	0.17
75-09-2	Methylene Chloride	1.0	U	1.0	0.33
179601-23-1	m-Xylene & p-Xylene	2.0	U	2.0	0.24
91-20-3	Naphthalene	1.0	U	1.0	0.24
104-51-8	n-Butylbenzene	1.0	U	1.0	0.12
103-65-1	n-Propylbenzene	1.0	U	1.0	0.14
95-47-6	o-Xylene	1.0	U	1.0	0.14
99-87-6	p-Isopropyltoluene	1.0	U	1.0	0.12
135-98-8	sec-Butylbenzene	1.0	U	1.0	0.13
100-42-5	Styrene	1.0	U	1.0	0.11
994-05-8	Tert-amyl-methyl ether (TAME)	5.0	U	5.0	0.067
75-65-0	tert-Butyl alcohol	20	U *	20	3.9
98-06-6	tert-Butylbenzene	1.0	U	1.0	0.13
127-18-4	Tetrachloroethene	1.0	U	1.0	0.29
108-88-3	Toluene	1.0	U	1.0	0.13
156-60-5	trans-1,2-Dichloroethene	1.0	U	1.0	0.19
10061-02-6	trans-1,3-Dichloropropene	1.0	U	1.0	0.19
79-01-6	Trichloroethene	1.1		1.0	0.17
75-69-4	Trichlorofluoromethane	1.0	U	1.0	0.21
108-05-4	Vinyl acetate	2.0	U	2.0	0.19
75-01-4	Vinyl chloride	0.50	U	0.50	0.22

FORM I
GC/MS VOA ORGANICS ANALYSIS DATA SHEET

Lab Name: TestAmerica Canton | Job No.: 240-38336-1

SDG No.:

Client Sample ID: MSA-SW40B-061014 | Lab Sample ID: 240-38336-14

Matrix: Water | Lab File ID: UX944356.D

Analysis Method: 8260B | Date Collected: 06/10/2014 13:15

Sample wt/vol: 5(mL) | Date Analyzed: 06/21/2014 00:26

Soil Aliquot Vol: | Dilution Factor: 1

Soil Extract Vol.: | GC Column: DB-624 ID: 0.18(mm)

% Moisture: | Level: (low/med) Low

Analysis Batch No.: 135595 | Units: ug/L

CAS NO.	COMPOUND NAME	RESULT	Q	RL	MDL
1330-20-7	Xylenes, Total	2.0	U	2.0	0.14

CAS NO.	SURROGATE	%REC	Q	LIMITS
17060-07-0	1,2-Dichloroethane-d4 (Surr)	99		63-129
460-00-4	4-Bromofluorobenzene (Surr)	90		66-120
1868-53-7	Dibromofluoromethane (Surr)	96		75-121
2037-26-5	Toluene-d8 (Surr)	100		74-120

FORM I
GC/MS VOA ORGANICS ANALYSIS DATA SHEET

Lab Name: TestAmerica Canton | Job No.: 240-38336-1

SDG No.:

Client Sample ID: MSA-SW40C-061014 | Lab Sample ID: 240-38336-15

Matrix: Water | Lab File ID: UX944357.D

Analysis Method: 8260B | Date Collected: 06/10/2014 13:19

Sample wt/vol: 5(mL) | Date Analyzed: 06/21/2014 00:49

Soil Aliquot Vol: | Dilution Factor: 1

Soil Extract Vol.: | GC Column: DB-624 ID: 0.18(mm)

% Moisture: | Level: (low/med) Low

Analysis Batch No.: 135595 | Units: ug/L

CAS NO.	COMPOUND NAME	RESULT	Q	RL	MDL
630-20-6	1,1,1,2-Tetrachloroethane	1.0	U	1.0	0.23
71-55-6	1,1,1-Trichloroethane	1.0	U	1.0	0.22
79-34-5	1,1,2,2-Tetrachloroethane	1.0	U	1.0	0.18
76-13-1	1,1,2-Trichloro-1,2,2-trichfluoroeth ane	1.0	U	1.0	0.28
75-34-3	1,1-Dichloroethane	1.0	U	1.0	0.15
75-35-4	1,1-Dichloroethene	1.0	U	1.0	0.19
563-58-6	1,1-Dichloropropene	1.0	U	1.0	0.13
87-61-6	1,2,3-Trichlorobenzene	1.0	U	1.0	0.17
96-18-4	1,2,3-Trichloropropane	1.0	U	1.0	0.43
526-73-8	1,2,3-Trimethylbenzene	5.0	U	5.0	0.0059
120-82-1	1,2,4-Trichlorobenzene	1.0	U	1.0	0.15
95-63-6	1,2,4-Trimethylbenzene	1.0	U	1.0	0.12
96-12-8	1,2-Dibromo-3-Chloropropane	5.0	U	5.0	0.67
106-93-4	1,2-Dibromoethane	1.0	U	1.0	0.24
95-50-1	1,2-Dichlorobenzene	1.0	U	1.0	0.13
107-06-2	1,2-Dichloroethane	1.0	U	1.0	0.22
78-87-5	1,2-Dichloropropane	1.0	U	1.0	0.18
541-73-1	1,3-Dichlorobenzene	1.0	U	1.0	0.14
142-28-9	1,3-Dichloropropane	1.0	U	1.0	0.16
106-46-7	1,4-Dichlorobenzene	1.0	U	1.0	0.13
594-20-7	2,2-Dichloropropane	1.0	U	1.0	0.13
78-93-3	2-Butanone	5.0	U	5.0	0.57
110-75-8	2-Chloroethyl vinyl ether	10	U	10	0.99
95-49-8	2-Chlorotoluene	1.0	U	1.0	0.11
591-78-6	2-Hexanone	5.0	U	5.0	0.41
106-43-4	4-Chlorotoluene	1.0	U	1.0	0.18
108-10-1	4-Methyl-2-pentanone	5.0	U	5.0	0.32
67-64-1	Acetone	4.5	J	5.0	1.1
71-43-2	Benzene	1.0	U	1.0	0.13
108-86-1	Bromobenzene	1.0	U	1.0	0.13
74-97-5	Bromochloromethane	1.0	U	1.0	0.29
75-27-4	Bromodichloromethane	1.0	U	1.0	0.15
75-25-2	Bromoform	1.0	U	1.0	0.64
74-83-9	Bromomethane	1.0	U	1.0	0.41
75-15-0	Carbon disulfide	1.0	U	1.0	0.13

FORM I
GC/MS VOA ORGANICS ANALYSIS DATA SHEET

Lab Name: TestAmerica Canton | Job No.: 240-38336-1

SDG No.:

Client Sample ID: MSA-SW40C-061014 | Lab Sample ID: 240-38336-15

Matrix: Water | Lab File ID: UX944357.D

Analysis Method: 8260B | Date Collected: 06/10/2014 13:19

Sample wt/vol: 5(mL) | Date Analyzed: 06/21/2014 00:49

Soil Aliquot Vol: | Dilution Factor: 1

Soil Extract Vol.: | GC Column: DB-624 ID: 0.18(mm)

% Moisture: | Level: (low/med) Low

Analysis Batch No.: 135595 | Units: ug/L

CAS NO.	COMPOUND NAME	RESULT	Q	RL	MDL
56-23-5	Carbon tetrachloride	1.0	U	1.0	0.13
108-90-7	Chlorobenzene	1.0	U	1.0	0.15
75-00-3	Chloroethane	1.0	U	1.0	0.29
67-66-3	Chloroform	1.0	U	1.0	0.16
74-87-3	Chloromethane	1.0	U	1.0	0.30
156-59-2	cis-1,2-Dichloroethene	0.43	J	1.0	0.17
10061-01-5	cis-1,3-Dichloropropene	1.0	U	1.0	0.14
124-48-1	Dibromochloromethane	1.0	U	1.0	0.18
74-95-3	Dibromomethane	1.0	U	1.0	0.28
75-71-8	Dichlorodifluoromethane	1.0	U	1.0	0.31
108-20-3	Diisopropyl ether	5.0	U	5.0	1.5
100-41-4	Ethylbenzene	1.0	U	1.0	0.17
637-92-3	Ethyl-t-butyl ether (ETBE)	5.0	U	5.0	0.11
87-68-3	Hexachlorobutadiene	1.0	U	1.0	0.30
98-82-8	Isopropylbenzene	1.0	U	1.0	0.13
1634-04-4	Methyl tert-butyl ether	1.0	U	1.0	0.17
75-09-2	Methylene Chloride	1.0	U	1.0	0.33
179601-23-1	m-Xylene & p-Xylene	2.0	U	2.0	0.24
91-20-3	Naphthalene	1.0	U	1.0	0.24
104-51-8	n-Butylbenzene	1.0	U	1.0	0.12
103-65-1	n-Propylbenzene	1.0	U	1.0	0.14
95-47-6	o-Xylene	1.0	U	1.0	0.14
99-87-6	p-Isopropyltoluene	1.0	U	1.0	0.12
135-98-8	sec-Butylbenzene	1.0	U	1.0	0.13
100-42-5	Styrene	1.0	U	1.0	0.11
994-05-8	Tert-amyl-methyl ether (TAME)	5.0	U	5.0	0.067
75-65-0	tert-Butyl alcohol	20	U *	20	3.9
98-06-6	tert-Butylbenzene	1.0	U	1.0	0.13
127-18-4	Tetrachloroethene	1.0	U	1.0	0.29
108-88-3	Toluene	1.0	U	1.0	0.13
156-60-5	trans-1,2-Dichloroethene	1.0	U	1.0	0.19
10061-02-6	trans-1,3-Dichloropropene	1.0	U	1.0	0.19
79-01-6	Trichloroethene	0.86	J	1.0	0.17
75-69-4	Trichlorofluoromethane	1.0	U	1.0	0.21
108-05-4	Vinyl acetate	2.0	U	2.0	0.19
75-01-4	Vinyl chloride	0.50	U	0.50	0.22

FORM I

GC/MS VOA ORGANICS ANALYSIS DATA SHEET

Lab Name: TestAmerica Canton Job No.: 240-38336-1

SDG No.:

Client Sample ID: MSA-SW40C-061014 Lab Sample ID: 240-38336-15

Matrix: Water Lab File ID: UX944357.D

Analysis Method: 8260B Date Collected: 06/10/2014 13:19

Sample wt/vol: 5(mL) Date Analyzed: 06/21/2014 00:49

Soil Aliquot Vol: Dilution Factor: 1

Soil Extract Vol.: GC Column: DB-624 ID: 0.18(mm)

% Moisture: Level: (low/med) Low

Analysis Batch No.: 135595 Units: ug/L

CAS NO.	COMPOUND NAME	RESULT	Q	RL	MDL
1330-20-7	Xylenes, Total	2.0	U	2.0	0.14

CAS NO.	SURROGATE	%REC	Q	LIMITS
17060-07-0	1,2-Dichloroethane-d4 (Surr)	98		63-129
460-00-4	4-Bromofluorobenzene (Surr)	89		66-120
1868-53-7	Dibromofluoromethane (Surr)	95		75-121
2037-26-5	Toluene-d8 (Surr)	95		74-120

FORM I
GC/MS VOA ORGANICS ANALYSIS DATA SHEET

Lab Name: TestAmerica Canton | Job No.: 240-38336-1

SDG No.:

Client Sample ID: MSA-SW40D-061014 | Lab Sample ID: 240-38336-16

Matrix: Water | Lab File ID: UX944358.D

Analysis Method: 8260B | Date Collected: 06/10/2014 13:24

Sample wt/vol: 5(mL) | Date Analyzed: 06/21/2014 01:12

Soil Aliquot Vol: | Dilution Factor: 1

Soil Extract Vol.: | GC Column: DB-624 ID: 0.18(mm)

% Moisture: | Level: (low/med) Low

Analysis Batch No.: 135595 | Units: ug/L

CAS NO.	COMPOUND NAME	RESULT	Q	RL	MDL
630-20-6	1,1,1,2-Tetrachloroethane	1.0	U	1.0	0.23
71-55-6	1,1,1-Trichloroethane	1.0	U	1.0	0.22
79-34-5	1,1,2,2-Tetrachloroethane	1.0	U	1.0	0.18
76-13-1	1,1,2-Trichloro-1,2,2-trichfluoroeth ane	1.0	U	1.0	0.28
75-34-3	1,1-Dichloroethane	1.0	U	1.0	0.15
75-35-4	1,1-Dichloroethene	1.0	U	1.0	0.19
563-58-6	1,1-Dichloropropene	1.0	U	1.0	0.13
87-61-6	1,2,3-Trichlorobenzene	1.0	U	1.0	0.17
96-18-4	1,2,3-Trichloropropane	1.0	U	1.0	0.43
526-73-8	1,2,3-Trimethylbenzene	5.0	U	5.0	0.0059
120-82-1	1,2,4-Trichlorobenzene	1.0	U	1.0	0.15
95-63-6	1,2,4-Trimethylbenzene	1.0	U	1.0	0.12
96-12-8	1,2-Dibromo-3-Chloropropane	5.0	U	5.0	0.67
106-93-4	1,2-Dibromoethane	1.0	U	1.0	0.24
95-50-1	1,2-Dichlorobenzene	1.0	U	1.0	0.13
107-06-2	1,2-Dichloroethane	1.0	U	1.0	0.22
78-87-5	1,2-Dichloropropane	1.0	U	1.0	0.18
541-73-1	1,3-Dichlorobenzene	1.0	U	1.0	0.14
142-28-9	1,3-Dichloropropane	1.0	U	1.0	0.16
106-46-7	1,4-Dichlorobenzene	1.0	U	1.0	0.13
594-20-7	2,2-Dichloropropane	1.0	U	1.0	0.13
78-93-3	2-Butanone	5.0	U	5.0	0.57
110-75-8	2-Chloroethyl vinyl ether	10	U	10	0.99
95-49-8	2-Chlorotoluene	1.0	U	1.0	0.11
591-78-6	2-Hexanone	5.0	U	5.0	0.41
106-43-4	4-Chlorotoluene	1.0	U	1.0	0.18
108-10-1	4-Methyl-2-pentanone	5.0	U	5.0	0.32
67-64-1	Acetone	1.3	J	5.0	1.1
71-43-2	Benzene	1.0	U	1.0	0.13
108-86-1	Bromobenzene	1.0	U	1.0	0.13
74-97-5	Bromochloromethane	1.0	U	1.0	0.29
75-27-4	Bromodichloromethane	1.0	U	1.0	0.15
75-25-2	Bromoform	1.0	U	1.0	0.64
74-83-9	Bromomethane	1.0	U	1.0	0.41
75-15-0	Carbon disulfide	1.0	U	1.0	0.13

FORM I
GC/MS VOA ORGANICS ANALYSIS DATA SHEET

Lab Name: TestAmerica Canton | Job No.: 240-38336-1

SDG No.:

Client Sample ID: MSA-SW40D-061014 | Lab Sample ID: 240-38336-16

Matrix: Water | Lab File ID: UX944358.D

Analysis Method: 8260B | Date Collected: 06/10/2014 13:24

Sample wt/vol: 5(mL) | Date Analyzed: 06/21/2014 01:12

Soil Aliquot Vol: | Dilution Factor: 1

Soil Extract Vol.: | GC Column: DB-624 ID: 0.18(mm)

% Moisture: | Level: (low/med) Low

Analysis Batch No.: 135595 | Units: ug/L

CAS NO.	COMPOUND NAME	RESULT	Q	RL	MDL
56-23-5	Carbon tetrachloride	1.0	U	1.0	0.13
108-90-7	Chlorobenzene	1.0	U	1.0	0.15
75-00-3	Chloroethane	1.0	U	1.0	0.29
67-66-3	Chloroform	1.0	U	1.0	0.16
74-87-3	Chloromethane	1.0	U	1.0	0.30
156-59-2	cis-1,2-Dichloroethene	1.0	U	1.0	0.17
10061-01-5	cis-1,3-Dichloropropene	1.0	U	1.0	0.14
124-48-1	Dibromochloromethane	1.0	U	1.0	0.18
74-95-3	Dibromomethane	1.0	U	1.0	0.28
75-71-8	Dichlorodifluoromethane	1.0	U	1.0	0.31
108-20-3	Diisopropyl ether	5.0	U	5.0	1.5
100-41-4	Ethylbenzene	1.0	U	1.0	0.17
637-92-3	Ethyl-t-butyl ether (ETBE)	5.0	U	5.0	0.11
87-68-3	Hexachlorobutadiene	1.0	U	1.0	0.30
98-82-8	Isopropylbenzene	1.0	U	1.0	0.13
1634-04-4	Methyl tert-butyl ether	1.0	U	1.0	0.17
75-09-2	Methylene Chloride	1.0	U	1.0	0.33
179601-23-1	m-Xylene & p-Xylene	2.0	U	2.0	0.24
91-20-3	Naphthalene	1.0	U	1.0	0.24
104-51-8	n-Butylbenzene	1.0	U	1.0	0.12
103-65-1	n-Propylbenzene	1.0	U	1.0	0.14
95-47-6	o-Xylene	1.0	U	1.0	0.14
99-87-6	p-Isopropyltoluene	1.0	U	1.0	0.12
135-98-8	sec-Butylbenzene	1.0	U	1.0	0.13
100-42-5	Styrene	1.0	U	1.0	0.11
994-05-8	Tert-amyl-methyl ether (TAME)	5.0	U	5.0	0.067
75-65-0	tert-Butyl alcohol	20	U *	20	3.9
98-06-6	tert-Butylbenzene	1.0	U	1.0	0.13
127-18-4	Tetrachloroethene	1.0	U	1.0	0.29
108-88-3	Toluene	1.0	U	1.0	0.13
156-60-5	trans-1,2-Dichloroethene	1.0	U	1.0	0.19
10061-02-6	trans-1,3-Dichloropropene	1.0	U	1.0	0.19
79-01-6	Trichloroethene	0.72	J	1.0	0.17
75-69-4	Trichlorofluoromethane	1.0	U	1.0	0.21
108-05-4	Vinyl acetate	2.0	U	2.0	0.19
75-01-4	Vinyl chloride	0.50	U	0.50	0.22

FORM I
GC/MS VOA ORGANICS ANALYSIS DATA SHEET

Lab Name: TestAmerica Canton | Job No.: 240-38336-1

SDG No.:

Client Sample ID: MSA-SW40D-061014 | Lab Sample ID: 240-38336-16

Matrix: Water | Lab File ID: UX944358.D

Analysis Method: 8260B | Date Collected: 06/10/2014 13:24

Sample wt/vol: 5(mL) | Date Analyzed: 06/21/2014 01:12

Soil Aliquot Vol: | Dilution Factor: 1

Soil Extract Vol.: | GC Column: DB-624 ID: 0.18(mm)

% Moisture: | Level: (low/med) Low

Analysis Batch No.: 135595 | Units: ug/L

CAS NO.	COMPOUND NAME	RESULT	Q	RL	MDL
1330-20-7	Xylenes, Total	2.0	U	2.0	0.14

CAS NO.	SURROGATE	%REC	Q	LIMITS
17060-07-0	1,2-Dichloroethane-d4 (Surr)	100		63-129
460-00-4	4-Bromofluorobenzene (Surr)	90		66-120
1868-53-7	Dibromofluoromethane (Surr)	95		75-121
2037-26-5	Toluene-d8 (Surr)	97		74-120

FORM I
GC/MS VOA ORGANICS ANALYSIS DATA SHEET

Lab Name: TestAmerica Canton | Job No.: 240-38336-1

SDG No.:

Client Sample ID: MSA-SW41A-061014 | Lab Sample ID: 240-38336-17

Matrix: Water | Lab File ID: UX944359.D

Analysis Method: 8260B | Date Collected: 06/10/2014 12:44

Sample wt/vol: 5(mL) | Date Analyzed: 06/21/2014 01:36

Soil Aliquot Vol: | Dilution Factor: 1

Soil Extract Vol.: | GC Column: DB-624 ID: 0.18(mm)

% Moisture: | Level: (low/med) Low

Analysis Batch No.: 135595 | Units: ug/L

CAS NO.	COMPOUND NAME	RESULT	Q	RL	MDL
630-20-6	1,1,1,2-Tetrachloroethane	1.0	U	1.0	0.23
71-55-6	1,1,1-Trichloroethane	1.0	U	1.0	0.22
79-34-5	1,1,2,2-Tetrachloroethane	1.0	U	1.0	0.18
76-13-1	1,1,2-Trichloro-1,2,2-trichfluoroeth ane	1.0	U	1.0	0.28
75-34-3	1,1-Dichloroethane	1.0	U	1.0	0.15
75-35-4	1,1-Dichloroethene	1.0	U	1.0	0.19
563-58-6	1,1-Dichloropropene	1.0	U	1.0	0.13
87-61-6	1,2,3-Trichlorobenzene	1.0	U	1.0	0.17
96-18-4	1,2,3-Trichloropropane	1.0	U	1.0	0.43
526-73-8	1,2,3-Trimethylbenzene	5.0	U	5.0	0.0059
120-82-1	1,2,4-Trichlorobenzene	1.0	U	1.0	0.15
95-63-6	1,2,4-Trimethylbenzene	1.0	U	1.0	0.12
96-12-8	1,2-Dibromo-3-Chloropropane	5.0	U	5.0	0.67
106-93-4	1,2-Dibromoethane	1.0	U	1.0	0.24
95-50-1	1,2-Dichlorobenzene	1.0	U	1.0	0.13
107-06-2	1,2-Dichloroethane	1.0	U	1.0	0.22
78-87-5	1,2-Dichloropropane	1.0	U	1.0	0.18
541-73-1	1,3-Dichlorobenzene	1.0	U	1.0	0.14
142-28-9	1,3-Dichloropropane	1.0	U	1.0	0.16
106-46-7	1,4-Dichlorobenzene	1.0	U	1.0	0.13
594-20-7	2,2-Dichloropropane	1.0	U	1.0	0.13
78-93-3	2-Butanone	5.0	U	5.0	0.57
110-75-8	2-Chloroethyl vinyl ether	10	U	10	0.99
95-49-8	2-Chlorotoluene	1.0	U	1.0	0.11
591-78-6	2-Hexanone	5.0	U	5.0	0.41
106-43-4	4-Chlorotoluene	1.0	U	1.0	0.18
108-10-1	4-Methyl-2-pentanone	5.0	U	5.0	0.32
67-64-1	Acetone	2.0	J	5.0	1.1
71-43-2	Benzene	1.0	U	1.0	0.13
108-86-1	Bromobenzene	1.0	U	1.0	0.13
74-97-5	Bromochloromethane	1.0	U	1.0	0.29
75-27-4	Bromodichloromethane	1.0	U	1.0	0.15
75-25-2	Bromoform	1.0	U	1.0	0.64
74-83-9	Bromomethane	1.0	U	1.0	0.41
75-15-0	Carbon disulfide	1.0	U	1.0	0.13

FORM I
GC/MS VOA ORGANICS ANALYSIS DATA SHEET

Lab Name: TestAmerica Canton | Job No.: 240-38336-1

SDG No.:

Client Sample ID: MSA-SW41A-061014 | Lab Sample ID: 240-38336-17

Matrix: Water | Lab File ID: UX944359.D

Analysis Method: 8260B | Date Collected: 06/10/2014 12:44

Sample wt/vol: 5(mL) | Date Analyzed: 06/21/2014 01:36

Soil Aliquot Vol: | Dilution Factor: 1

Soil Extract Vol.: | GC Column: DB-624 ID: 0.18(mm)

% Moisture: | Level: (low/med) Low

Analysis Batch No.: 135595 | Units: ug/L

CAS NO.	COMPOUND NAME	RESULT	Q	RL	MDL
56-23-5	Carbon tetrachloride	1.0	U	1.0	0.13
108-90-7	Chlorobenzene	1.0	U	1.0	0.15
75-00-3	Chloroethane	1.0	U	1.0	0.29
67-66-3	Chloroform	1.0	U	1.0	0.16
74-87-3	Chloromethane	1.0	U	1.0	0.30
156-59-2	cis-1,2-Dichloroethene	1.1		1.0	0.17
10061-01-5	cis-1,3-Dichloropropene	1.0	U	1.0	0.14
124-48-1	Dibromochloromethane	1.0	U	1.0	0.18
74-95-3	Dibromomethane	1.0	U	1.0	0.28
75-71-8	Dichlorodifluoromethane	1.0	U	1.0	0.31
108-20-3	Diisopropyl ether	5.0	U	5.0	1.5
100-41-4	Ethylbenzene	1.0	U	1.0	0.17
637-92-3	Ethyl-t-butyl ether (ETBE)	5.0	U	5.0	0.11
87-68-3	Hexachlorobutadiene	1.0	U	1.0	0.30
98-82-8	Isopropylbenzene	1.0	U	1.0	0.13
1634-04-4	Methyl tert-butyl ether	1.0	U	1.0	0.17
75-09-2	Methylene Chloride	1.0	U	1.0	0.33
179601-23-1	m-Xylene & p-Xylene	2.0	U	2.0	0.24
91-20-3	Naphthalene	1.0	U	1.0	0.24
104-51-8	n-Butylbenzene	1.0	U	1.0	0.12
103-65-1	n-Propylbenzene	1.0	U	1.0	0.14
95-47-6	o-Xylene	1.0	U	1.0	0.14
99-87-6	p-Isopropyltoluene	1.0	U	1.0	0.12
135-98-8	sec-Butylbenzene	1.0	U	1.0	0.13
100-42-5	Styrene	1.0	U	1.0	0.11
994-05-8	Tert-amyl-methyl ether (TAME)	5.0	U	5.0	0.067
75-65-0	tert-Butyl alcohol	20	U *	20	3.9
98-06-6	tert-Butylbenzene	1.0	U	1.0	0.13
127-18-4	Tetrachloroethene	1.0	U	1.0	0.29
108-88-3	Toluene	1.0	U	1.0	0.13
156-60-5	trans-1,2-Dichloroethene	1.0	U	1.0	0.19
10061-02-6	trans-1,3-Dichloropropene	1.0	U	1.0	0.19
79-01-6	Trichloroethene	1.3		1.0	0.17
75-69-4	Trichlorofluoromethane	1.0	U	1.0	0.21
108-05-4	Vinyl acetate	2.0	U	2.0	0.19
75-01-4	Vinyl chloride	0.50	U	0.50	0.22

FORM I
GC/MS VOA ORGANICS ANALYSIS DATA SHEET

Lab Name: TestAmerica Canton | Job No.: 240-38336-1

SDG No.:

Client Sample ID: MSA-SW41A-061014 | Lab Sample ID: 240-38336-17

Matrix: Water | Lab File ID: UX944359.D

Analysis Method: 8260B | Date Collected: 06/10/2014 12:44

Sample wt/vol: 5(mL) | Date Analyzed: 06/21/2014 01:36

Soil Aliquot Vol: | Dilution Factor: 1

Soil Extract Vol.: | GC Column: DB-624 ID: 0.18(mm)

% Moisture: | Level: (low/med) Low

Analysis Batch No.: 135595 | Units: ug/L

CAS NO.	COMPOUND NAME	RESULT	Q	RL	MDL
1330-20-7	Xylenes, Total	2.0	U	2.0	0.14

CAS NO.	SURROGATE	%REC	Q	LIMITS
17060-07-0	1,2-Dichloroethane-d4 (Surr)	105		63-129
460-00-4	4-Bromofluorobenzene (Surr)	92		66-120
1868-53-7	Dibromofluoromethane (Surr)	100		75-121
2037-26-5	Toluene-d8 (Surr)	99		74-120

FORM I
GC/MS VOA ORGANICS ANALYSIS DATA SHEET

Lab Name: TestAmerica Canton | Job No.: 240-38336-1

SDG No.:

Client Sample ID: MSA-SW41B-061014 | Lab Sample ID: 240-38336-18

Matrix: Water | Lab File ID: UX944360.D

Analysis Method: 8260B | Date Collected: 06/10/2014 12:48

Sample wt/vol: 5(mL) | Date Analyzed: 06/21/2014 01:59

Soil Aliquot Vol: | Dilution Factor: 1

Soil Extract Vol.: | GC Column: DB-624 ID: 0.18(mm)

% Moisture: | Level: (low/med) Low

Analysis Batch No.: 135595 | Units: ug/L

CAS NO.	COMPOUND NAME	RESULT	Q	RL	MDL
630-20-6	1,1,1,2-Tetrachloroethane	1.0	U	1.0	0.23
71-55-6	1,1,1-Trichloroethane	1.0	U	1.0	0.22
79-34-5	1,1,2,2-Tetrachloroethane	1.0	U	1.0	0.18
76-13-1	1,1,2-Trichloro-1,2,2-trichfluoroeth ane	1.0	U	1.0	0.28
75-34-3	1,1-Dichloroethane	1.0	U	1.0	0.15
75-35-4	1,1-Dichloroethene	1.0	U	1.0	0.19
563-58-6	1,1-Dichloropropene	1.0	U	1.0	0.13
87-61-6	1,2,3-Trichlorobenzene	1.0	U	1.0	0.17
96-18-4	1,2,3-Trichloropropane	1.0	U	1.0	0.43
526-73-8	1,2,3-Trimethylbenzene	5.0	U	5.0	0.0059
120-82-1	1,2,4-Trichlorobenzene	1.0	U	1.0	0.15
95-63-6	1,2,4-Trimethylbenzene	1.0	U	1.0	0.12
96-12-8	1,2-Dibromo-3-Chloropropane	5.0	U	5.0	0.67
106-93-4	1,2-Dibromoethane	1.0	U	1.0	0.24
95-50-1	1,2-Dichlorobenzene	1.0	U	1.0	0.13
107-06-2	1,2-Dichloroethane	1.0	U	1.0	0.22
78-87-5	1,2-Dichloropropane	1.0	U	1.0	0.18
541-73-1	1,3-Dichlorobenzene	1.0	U	1.0	0.14
142-28-9	1,3-Dichloropropane	1.0	U	1.0	0.16
106-46-7	1,4-Dichlorobenzene	1.0	U	1.0	0.13
594-20-7	2,2-Dichloropropane	1.0	U	1.0	0.13
78-93-3	2-Butanone	5.0	U	5.0	0.57
110-75-8	2-Chloroethyl vinyl ether	10	U	10	0.99
95-49-8	2-Chlorotoluene	1.0	U	1.0	0.11
591-78-6	2-Hexanone	5.0	U	5.0	0.41
106-43-4	4-Chlorotoluene	1.0	U	1.0	0.18
108-10-1	4-Methyl-2-pentanone	5.0	U	5.0	0.32
67-64-1	Acetone	3.3	J	5.0	1.1
71-43-2	Benzene	1.0	U	1.0	0.13
108-86-1	Bromobenzene	1.0	U	1.0	0.13
74-97-5	Bromochloromethane	1.0	U	1.0	0.29
75-27-4	Bromodichloromethane	1.0	U	1.0	0.15
75-25-2	Bromoform	1.0	U	1.0	0.64
74-83-9	Bromomethane	1.0	U	1.0	0.41
75-15-0	Carbon disulfide	1.0	U	1.0	0.13

FORM I
GC/MS VOA ORGANICS ANALYSIS DATA SHEET

Lab Name: TestAmerica Canton | Job No.: 240-38336-1

SDG No.:

Client Sample ID: MSA-SW41B-061014 | Lab Sample ID: 240-38336-18

Matrix: Water | Lab File ID: UX944360.D

Analysis Method: 8260B | Date Collected: 06/10/2014 12:48

Sample wt/vol: 5(mL) | Date Analyzed: 06/21/2014 01:59

Soil Aliquot Vol: | Dilution Factor: 1

Soil Extract Vol.: | GC Column: DB-624 ID: 0.18(mm)

% Moisture: | Level: (low/med) Low

Analysis Batch No.: 135595 | Units: ug/L

CAS NO.	COMPOUND NAME	RESULT	Q	RL	MDL
56-23-5	Carbon tetrachloride	1.0	U	1.0	0.13
108-90-7	Chlorobenzene	1.0	U	1.0	0.15
75-00-3	Chloroethane	1.0	U	1.0	0.29
67-66-3	Chloroform	1.0	U	1.0	0.16
74-87-3	Chloromethane	1.0	U	1.0	0.30
156-59-2	cis-1,2-Dichloroethene	0.59	J	1.0	0.17
10061-01-5	cis-1,3-Dichloropropene	1.0	U	1.0	0.14
124-48-1	Dibromochloromethane	1.0	U	1.0	0.18
74-95-3	Dibromomethane	1.0	U	1.0	0.28
75-71-8	Dichlorodifluoromethane	1.0	U	1.0	0.31
108-20-3	Diisopropyl ether	5.0	U	5.0	1.5
100-41-4	Ethylbenzene	1.0	U	1.0	0.17
637-92-3	Ethyl-t-butyl ether (ETBE)	5.0	U	5.0	0.11
87-68-3	Hexachlorobutadiene	1.0	U	1.0	0.30
98-82-8	Isopropylbenzene	1.0	U	1.0	0.13
1634-04-4	Methyl tert-butyl ether	1.0	U	1.0	0.17
75-09-2	Methylene Chloride	1.0	U	1.0	0.33
179601-23-1	m-Xylene & p-Xylene	2.0	U	2.0	0.24
91-20-3	Naphthalene	1.0	U	1.0	0.24
104-51-8	n-Butylbenzene	1.0	U	1.0	0.12
103-65-1	n-Propylbenzene	1.0	U	1.0	0.14
95-47-6	o-Xylene	1.0	U	1.0	0.14
99-87-6	p-Isopropyltoluene	1.0	U	1.0	0.12
135-98-8	sec-Butylbenzene	1.0	U	1.0	0.13
100-42-5	Styrene	1.0	U	1.0	0.11
994-05-8	Tert-amyl-methyl ether (TAME)	5.0	U	5.0	0.067
75-65-0	tert-Butyl alcohol	20	U *	20	3.9
98-06-6	tert-Butylbenzene	1.0	U	1.0	0.13
127-18-4	Tetrachloroethene	1.0	U	1.0	0.29
108-88-3	Toluene	1.0	U	1.0	0.13
156-60-5	trans-1,2-Dichloroethene	1.0	U	1.0	0.19
10061-02-6	trans-1,3-Dichloropropene	1.0	U	1.0	0.19
79-01-6	Trichloroethene	0.79	J	1.0	0.17
75-69-4	Trichlorofluoromethane	1.0	U	1.0	0.21
108-05-4	Vinyl acetate	2.0	U	2.0	0.19
75-01-4	Vinyl chloride	0.50	U	0.50	0.22

FORM I
GC/MS VOA ORGANICS ANALYSIS DATA SHEET

Lab Name: TestAmerica Canton | Job No.: 240-38336-1

SDG No.:

Client Sample ID: MSA-SW41B-061014 | Lab Sample ID: 240-38336-18

Matrix: Water | Lab File ID: UX944360.D

Analysis Method: 8260B | Date Collected: 06/10/2014 12:48

Sample wt/vol: 5(mL) | Date Analyzed: 06/21/2014 01:59

Soil Aliquot Vol: | Dilution Factor: 1

Soil Extract Vol.: | GC Column: DB-624 ID: 0.18(mm)

% Moisture: | Level: (low/med) Low

Analysis Batch No.: 135595 | Units: ug/L

CAS NO.	COMPOUND NAME	RESULT	Q	RL	MDL
1330-20-7	Xylenes, Total	2.0	U	2.0	0.14

CAS NO.	SURROGATE	%REC	Q	LIMITS
17060-07-0	1,2-Dichloroethane-d4 (Surr)	96		63-129
460-00-4	4-Bromofluorobenzene (Surr)	88		66-120
1868-53-7	Dibromofluoromethane (Surr)	95		75-121
2037-26-5	Toluene-d8 (Surr)	98		74-120

FORM I
GC/MS VOA ORGANICS ANALYSIS DATA SHEET

Lab Name: TestAmerica Canton | Job No.: 240-38336-1

SDG No.:

Client Sample ID: MSA-SW41C-061014 | Lab Sample ID: 240-38336-19

Matrix: Water | Lab File ID: UX944361.D

Analysis Method: 8260B | Date Collected: 06/10/2014 12:50

Sample wt/vol: 5(mL) | Date Analyzed: 06/21/2014 02:22

Soil Aliquot Vol: | Dilution Factor: 1

Soil Extract Vol.: | GC Column: DB-624 ID: 0.18(mm)

% Moisture: | Level: (low/med) Low

Analysis Batch No.: 135595 | Units: ug/L

CAS NO.	COMPOUND NAME	RESULT	Q	RL	MDL
630-20-6	1,1,1,2-Tetrachloroethane	1.0	U	1.0	0.23
71-55-6	1,1,1-Trichloroethane	1.0	U	1.0	0.22
79-34-5	1,1,2,2-Tetrachloroethane	1.0	U	1.0	0.18
76-13-1	1,1,2-Trichloro-1,2,2-trichfluoroeth ane	1.0	U	1.0	0.28
75-34-3	1,1-Dichloroethane	1.0	U	1.0	0.15
75-35-4	1,1-Dichloroethene	1.0	U	1.0	0.19
563-58-6	1,1-Dichloropropene	1.0	U	1.0	0.13
87-61-6	1,2,3-Trichlorobenzene	1.0	U	1.0	0.17
96-18-4	1,2,3-Trichloropropane	1.0	U	1.0	0.43
526-73-8	1,2,3-Trimethylbenzene	5.0	U	5.0	0.0059
120-82-1	1,2,4-Trichlorobenzene	1.0	U	1.0	0.15
95-63-6	1,2,4-Trimethylbenzene	1.0	U	1.0	0.12
96-12-8	1,2-Dibromo-3-Chloropropane	5.0	U	5.0	0.67
106-93-4	1,2-Dibromoethane	1.0	U	1.0	0.24
95-50-1	1,2-Dichlorobenzene	1.0	U	1.0	0.13
107-06-2	1,2-Dichloroethane	1.0	U	1.0	0.22
78-87-5	1,2-Dichloropropane	1.0	U	1.0	0.18
541-73-1	1,3-Dichlorobenzene	1.0	U	1.0	0.14
142-28-9	1,3-Dichloropropane	1.0	U	1.0	0.16
106-46-7	1,4-Dichlorobenzene	1.0	U	1.0	0.13
594-20-7	2,2-Dichloropropane	1.0	U	1.0	0.13
78-93-3	2-Butanone	5.0	U	5.0	0.57
110-75-8	2-Chloroethyl vinyl ether	10	U	10	0.99
95-49-8	2-Chlorotoluene	1.0	U	1.0	0.11
591-78-6	2-Hexanone	5.0	U	5.0	0.41
106-43-4	4-Chlorotoluene	1.0	U	1.0	0.18
108-10-1	4-Methyl-2-pentanone	5.0	U	5.0	0.32
67-64-1	Acetone	5.0	U	5.0	1.1
71-43-2	Benzene	1.0	U	1.0	0.13
108-86-1	Bromobenzene	1.0	U	1.0	0.13
74-97-5	Bromochloromethane	1.0	U	1.0	0.29
75-27-4	Bromodichloromethane	1.0	U	1.0	0.15
75-25-2	Bromoform	1.0	U	1.0	0.64
74-83-9	Bromomethane	1.0	U	1.0	0.41
75-15-0	Carbon disulfide	1.0	U	1.0	0.13

FORM I
GC/MS VOA ORGANICS ANALYSIS DATA SHEET

Lab Name: TestAmerica Canton | Job No.: 240-38336-1

SDG No.:

Client Sample ID: MSA-SW41C-061014 | Lab Sample ID: 240-38336-19

Matrix: Water | Lab File ID: UX944361.D

Analysis Method: 8260B | Date Collected: 06/10/2014 12:50

Sample wt/vol: 5(mL) | Date Analyzed: 06/21/2014 02:22

Soil Aliquot Vol: | Dilution Factor: 1

Soil Extract Vol.: | GC Column: DB-624 ID: 0.18(mm)

% Moisture: | Level: (low/med) Low

Analysis Batch No.: 135595 | Units: ug/L

CAS NO.	COMPOUND NAME	RESULT	Q	RL	MDL
56-23-5	Carbon tetrachloride	1.0	U	1.0	0.13
108-90-7	Chlorobenzene	1.0	U	1.0	0.15
75-00-3	Chloroethane	1.0	U	1.0	0.29
67-66-3	Chloroform	1.0	U	1.0	0.16
74-87-3	Chloromethane	1.0	U	1.0	0.30
156-59-2	cis-1,2-Dichloroethene	1.0	U	1.0	0.17
10061-01-5	cis-1,3-Dichloropropene	1.0	U	1.0	0.14
124-48-1	Dibromochloromethane	1.0	U	1.0	0.18
74-95-3	Dibromomethane	1.0	U	1.0	0.28
75-71-8	Dichlorodifluoromethane	1.0	U	1.0	0.31
108-20-3	Diisopropyl ether	5.0	U	5.0	1.5
100-41-4	Ethylbenzene	1.0	U	1.0	0.17
637-92-3	Ethyl-t-butyl ether (ETBE)	5.0	U	5.0	0.11
87-68-3	Hexachlorobutadiene	1.0	U	1.0	0.30
98-82-8	Isopropylbenzene	1.0	U	1.0	0.13
1634-04-4	Methyl tert-butyl ether	1.0	U	1.0	0.17
75-09-2	Methylene Chloride	1.0	U	1.0	0.33
179601-23-1	m-Xylene & p-Xylene	2.0	U	2.0	0.24
91-20-3	Naphthalene	1.0	U	1.0	0.24
104-51-8	n-Butylbenzene	1.0	U	1.0	0.12
103-65-1	n-Propylbenzene	1.0	U	1.0	0.14
95-47-6	o-Xylene	1.0	U	1.0	0.14
99-87-6	p-Isopropyltoluene	1.0	U	1.0	0.12
135-98-8	sec-Butylbenzene	1.0	U	1.0	0.13
100-42-5	Styrene	1.0	U	1.0	0.11
994-05-8	Tert-amyl-methyl ether (TAME)	5.0	U	5.0	0.067
75-65-0	tert-Butyl alcohol	20	U *	20	3.9
98-06-6	tert-Butylbenzene	1.0	U	1.0	0.13
127-18-4	Tetrachloroethene	1.0	U	1.0	0.29
108-88-3	Toluene	1.0	U	1.0	0.13
156-60-5	trans-1,2-Dichloroethene	1.0	U	1.0	0.19
10061-02-6	trans-1,3-Dichloropropene	1.0	U	1.0	0.19
79-01-6	Trichloroethene	0.67	J	1.0	0.17
75-69-4	Trichlorofluoromethane	1.0	U	1.0	0.21
108-05-4	Vinyl acetate	2.0	U	2.0	0.19
75-01-4	Vinyl chloride	0.50	U	0.50	0.22

FORM I
GC/MS VOA ORGANICS ANALYSIS DATA SHEET

Lab Name: TestAmerica Canton | Job No.: 240-38336-1

SDG No.:

Client Sample ID: MSA-SW41C-061014 | Lab Sample ID: 240-38336-19

Matrix: Water | Lab File ID: UX944361.D

Analysis Method: 8260B | Date Collected: 06/10/2014 12:50

Sample wt/vol: 5(mL) | Date Analyzed: 06/21/2014 02:22

Soil Aliquot Vol: | Dilution Factor: 1

Soil Extract Vol.: | GC Column: DB-624 ID: 0.18(mm)

% Moisture: | Level: (low/med) Low

Analysis Batch No.: 135595 | Units: ug/L

CAS NO.	COMPOUND NAME	RESULT	Q	RL	MDL
1330-20-7	Xylenes, Total	2.0	U	2.0	0.14

CAS NO.	SURROGATE	%REC	Q	LIMITS
17060-07-0	1,2-Dichloroethane-d4 (Surr)	102		63-129
460-00-4	4-Bromofluorobenzene (Surr)	89		66-120
1868-53-7	Dibromofluoromethane (Surr)	95		75-121
2037-26-5	Toluene-d8 (Surr)	96		74-120

FORM I
GC/MS VOA ORGANICS ANALYSIS DATA SHEET

Lab Name: TestAmerica Canton | Job No.: 240-38336-1

SDG No.:

Client Sample ID: MSA-SW41D-061014 | Lab Sample ID: 240-38336-20

Matrix: Water | Lab File ID: UX944362.D

Analysis Method: 8260B | Date Collected: 06/10/2014 12:53

Sample wt/vol: 5(mL) | Date Analyzed: 06/21/2014 02:45

Soil Aliquot Vol: | Dilution Factor: 1

Soil Extract Vol.: | GC Column: DB-624 ID: 0.18(mm)

% Moisture: | Level: (low/med) Low

Analysis Batch No.: 135595 | Units: ug/L

CAS NO.	COMPOUND NAME	RESULT	Q	RL	MDL
630-20-6	1,1,1,2-Tetrachloroethane	1.0	U	1.0	0.23
71-55-6	1,1,1-Trichloroethane	1.0	U	1.0	0.22
79-34-5	1,1,2,2-Tetrachloroethane	1.0	U	1.0	0.18
76-13-1	1,1,2-Trichloro-1,2,2-trichfluoroeth ane	1.0	U	1.0	0.28
75-34-3	1,1-Dichloroethane	1.0	U	1.0	0.15
75-35-4	1,1-Dichloroethene	1.0	U	1.0	0.19
563-58-6	1,1-Dichloropropene	1.0	U	1.0	0.13
87-61-6	1,2,3-Trichlorobenzene	1.0	U	1.0	0.17
96-18-4	1,2,3-Trichloropropane	1.0	U	1.0	0.43
526-73-8	1,2,3-Trimethylbenzene	5.0	U	5.0	0.0059
120-82-1	1,2,4-Trichlorobenzene	1.0	U	1.0	0.15
95-63-6	1,2,4-Trimethylbenzene	1.0	U	1.0	0.12
96-12-8	1,2-Dibromo-3-Chloropropane	5.0	U	5.0	0.67
106-93-4	1,2-Dibromoethane	1.0	U	1.0	0.24
95-50-1	1,2-Dichlorobenzene	1.0	U	1.0	0.13
107-06-2	1,2-Dichloroethane	1.0	U	1.0	0.22
78-87-5	1,2-Dichloropropane	1.0	U	1.0	0.18
541-73-1	1,3-Dichlorobenzene	1.0	U	1.0	0.14
142-28-9	1,3-Dichloropropane	1.0	U	1.0	0.16
106-46-7	1,4-Dichlorobenzene	1.0	U	1.0	0.13
594-20-7	2,2-Dichloropropane	1.0	U	1.0	0.13
78-93-3	2-Butanone	5.0	U	5.0	0.57
110-75-8	2-Chloroethyl vinyl ether	10	U	10	0.99
95-49-8	2-Chlorotoluene	1.0	U	1.0	0.11
591-78-6	2-Hexanone	5.0	U	5.0	0.41
106-43-4	4-Chlorotoluene	1.0	U	1.0	0.18
108-10-1	4-Methyl-2-pentanone	5.0	U	5.0	0.32
67-64-1	Acetone	1.2	J	5.0	1.1
71-43-2	Benzene	1.0	U	1.0	0.13
108-86-1	Bromobenzene	1.0	U	1.0	0.13
74-97-5	Bromochloromethane	1.0	U	1.0	0.29
75-27-4	Bromodichloromethane	1.0	U	1.0	0.15
75-25-2	Bromoform	1.0	U	1.0	0.64
74-83-9	Bromomethane	1.0	U	1.0	0.41
75-15-0	Carbon disulfide	1.0	U	1.0	0.13

FORM I
GC/MS VOA ORGANICS ANALYSIS DATA SHEET

Lab Name: TestAmerica Canton | Job No.: 240-38336-1

SDG No.:

Client Sample ID: MSA-SW41D-061014 | Lab Sample ID: 240-38336-20

Matrix: Water | Lab File ID: UX944362.D

Analysis Method: 8260B | Date Collected: 06/10/2014 12:53

Sample wt/vol: 5(mL) | Date Analyzed: 06/21/2014 02:45

Soil Aliquot Vol: | Dilution Factor: 1

Soil Extract Vol.: | GC Column: DB-624 ID: 0.18(mm)

% Moisture: | Level: (low/med) Low

Analysis Batch No.: 135595 | Units: ug/L

CAS NO.	COMPOUND NAME	RESULT	Q	RL	MDL
56-23-5	Carbon tetrachloride	1.0	U	1.0	0.13
108-90-7	Chlorobenzene	1.0	U	1.0	0.15
75-00-3	Chloroethane	1.0	U	1.0	0.29
67-66-3	Chloroform	1.0	U	1.0	0.16
74-87-3	Chloromethane	1.0	U	1.0	0.30
156-59-2	cis-1,2-Dichloroethene	1.0	U	1.0	0.17
10061-01-5	cis-1,3-Dichloropropene	1.0	U	1.0	0.14
124-48-1	Dibromochloromethane	1.0	U	1.0	0.18
74-95-3	Dibromomethane	1.0	U	1.0	0.28
75-71-8	Dichlorodifluoromethane	1.0	U	1.0	0.31
108-20-3	Diisopropyl ether	5.0	U	5.0	1.5
100-41-4	Ethylbenzene	1.0	U	1.0	0.17
637-92-3	Ethyl-t-butyl ether (ETBE)	5.0	U	5.0	0.11
87-68-3	Hexachlorobutadiene	1.0	U	1.0	0.30
98-82-8	Isopropylbenzene	1.0	U	1.0	0.13
1634-04-4	Methyl tert-butyl ether	1.0	U	1.0	0.17
75-09-2	Methylene Chloride	1.0	U	1.0	0.33
179601-23-1	m-Xylene & p-Xylene	2.0	U	2.0	0.24
91-20-3	Naphthalene	1.0	U	1.0	0.24
104-51-8	n-Butylbenzene	1.0	U	1.0	0.12
103-65-1	n-Propylbenzene	1.0	U	1.0	0.14
95-47-6	o-Xylene	1.0	U	1.0	0.14
99-87-6	p-Isopropyltoluene	1.0	U	1.0	0.12
135-98-8	sec-Butylbenzene	1.0	U	1.0	0.13
100-42-5	Styrene	1.0	U	1.0	0.11
994-05-8	Tert-amyl-methyl ether (TAME)	5.0	U	5.0	0.067
75-65-0	tert-Butyl alcohol	20	U *	20	3.9
98-06-6	tert-Butylbenzene	1.0	U	1.0	0.13
127-18-4	Tetrachloroethene	1.0	U	1.0	0.29
108-88-3	Toluene	1.0	U	1.0	0.13
156-60-5	trans-1,2-Dichloroethene	1.0	U	1.0	0.19
10061-02-6	trans-1,3-Dichloropropene	1.0	U	1.0	0.19
79-01-6	Trichloroethene	0.77	J	1.0	0.17
75-69-4	Trichlorofluoromethane	1.0	U	1.0	0.21
108-05-4	Vinyl acetate	2.0	U	2.0	0.19
75-01-4	Vinyl chloride	0.50	U	0.50	0.22

FORM I
GC/MS VOA ORGANICS ANALYSIS DATA SHEET

Lab Name: TestAmerica Canton | Job No.: 240-38336-1

SDG No.:

Client Sample ID: MSA-SW41D-061014 | Lab Sample ID: 240-38336-20

Matrix: Water | Lab File ID: UX944362.D

Analysis Method: 8260B | Date Collected: 06/10/2014 12:53

Sample wt/vol: 5(mL) | Date Analyzed: 06/21/2014 02:45

Soil Aliquot Vol: | Dilution Factor: 1

Soil Extract Vol.: | GC Column: DB-624 ID: 0.18(mm)

% Moisture: | Level: (low/med) Low

Analysis Batch No.: 135595 | Units: ug/L

CAS NO.	COMPOUND NAME	RESULT	Q	RL	MDL
1330-20-7	Xylenes, Total	2.0	U	2.0	0.14

CAS NO.	SURROGATE	%REC	Q	LIMITS
17060-07-0	1,2-Dichloroethane-d4 (Surr)	94		63-129
460-00-4	4-Bromofluorobenzene (Surr)	90		66-120
1868-53-7	Dibromofluoromethane (Surr)	90		75-121
2037-26-5	Toluene-d8 (Surr)	96		74-120

FORM I
GC/MS VOA ORGANICS ANALYSIS DATA SHEET

Lab Name: TestAmerica Canton | Job No.: 240-38336-1

SDG No.:

Client Sample ID: MSA-SW42A-061014 | Lab Sample ID: 240-38336-21

Matrix: Water | Lab File ID: UXR4182.D

Analysis Method: 8260B | Date Collected: 06/10/2014 13:28

Sample wt/vol: 5(mL) | Date Analyzed: 06/21/2014 17:41

Soil Aliquot Vol: | Dilution Factor: 1

Soil Extract Vol.: | GC Column: DB-624 ID: 0.18(mm)

% Moisture: | Level: (low/med) Low

Analysis Batch No.: 135652 | Units: ug/L

CAS NO.	COMPOUND NAME	RESULT	Q	RL	MDL
630-20-6	1,1,1,2-Tetrachloroethane	1.0	U	1.0	0.23
71-55-6	1,1,1-Trichloroethane	1.0	U	1.0	0.22
79-34-5	1,1,2,2-Tetrachloroethane	1.0	U	1.0	0.18
76-13-1	1,1,2-Trichloro-1,2,2-trichfluoroeth ane	1.0	U	1.0	0.28
75-34-3	1,1-Dichloroethane	1.0	U	1.0	0.15
75-35-4	1,1-Dichloroethene	1.0	U	1.0	0.19
563-58-6	1,1-Dichloropropene	1.0	U	1.0	0.13
87-61-6	1,2,3-Trichlorobenzene	1.0	U	1.0	0.17
96-18-4	1,2,3-Trichloropropane	1.0	U	1.0	0.43
526-73-8	1,2,3-Trimethylbenzene	5.0	U	5.0	0.0059
120-82-1	1,2,4-Trichlorobenzene	1.0	U	1.0	0.15
95-63-6	1,2,4-Trimethylbenzene	1.0	U	1.0	0.12
96-12-8	1,2-Dibromo-3-Chloropropane	5.0	U	5.0	0.67
106-93-4	1,2-Dibromoethane	1.0	U	1.0	0.24
95-50-1	1,2-Dichlorobenzene	1.0	U	1.0	0.13
107-06-2	1,2-Dichloroethane	1.0	U	1.0	0.22
78-87-5	1,2-Dichloropropane	1.0	U	1.0	0.18
541-73-1	1,3-Dichlorobenzene	1.0	U	1.0	0.14
142-28-9	1,3-Dichloropropane	1.0	U	1.0	0.16
106-46-7	1,4-Dichlorobenzene	1.0	U	1.0	0.13
594-20-7	2,2-Dichloropropane	1.0	U	1.0	0.13
78-93-3	2-Butanone	5.0	U	5.0	0.57
110-75-8	2-Chloroethyl vinyl ether	10	U	10	0.99
95-49-8	2-Chlorotoluene	1.0	U	1.0	0.11
591-78-6	2-Hexanone	5.0	U	5.0	0.41
106-43-4	4-Chlorotoluene	1.0	U	1.0	0.18
108-10-1	4-Methyl-2-pentanone	5.0	U	5.0	0.32
67-64-1	Acetone	5.0	U	5.0	1.1
71-43-2	Benzene	1.0	U	1.0	0.13
108-86-1	Bromobenzene	1.0	U	1.0	0.13
74-97-5	Bromochloromethane	1.0	U	1.0	0.29
75-27-4	Bromodichloromethane	1.0	U	1.0	0.15
75-25-2	Bromoform	1.0	U	1.0	0.64
74-83-9	Bromomethane	1.0	U	1.0	0.41
75-15-0	Carbon disulfide	1.0	U	1.0	0.13

FORM I
GC/MS VOA ORGANICS ANALYSIS DATA SHEET

Lab Name: TestAmerica Canton | Job No.: 240-38336-1

SDG No.:

Client Sample ID: MSA-SW42A-061014 | Lab Sample ID: 240-38336-21

Matrix: Water | Lab File ID: UXR4182.D

Analysis Method: 8260B | Date Collected: 06/10/2014 13:28

Sample wt/vol: 5(mL) | Date Analyzed: 06/21/2014 17:41

Soil Aliquot Vol: | Dilution Factor: 1

Soil Extract Vol.: | GC Column: DB-624 ID: 0.18(mm)

% Moisture: | Level: (low/med) Low

Analysis Batch No.: 135652 | Units: ug/L

CAS NO.	COMPOUND NAME	RESULT	Q	RL	MDL
56-23-5	Carbon tetrachloride	1.0	U	1.0	0.13
108-90-7	Chlorobenzene	1.0	U	1.0	0.15
75-00-3	Chloroethane	1.0	U *	1.0	0.29
67-66-3	Chloroform	1.0	U	1.0	0.16
74-87-3	Chloromethane	1.0	U	1.0	0.30
156-59-2	cis-1,2-Dichloroethene	0.61	J	1.0	0.17
10061-01-5	cis-1,3-Dichloropropene	1.0	U	1.0	0.14
124-48-1	Dibromochloromethane	1.0	U	1.0	0.18
74-95-3	Dibromomethane	1.0	U	1.0	0.28
75-71-8	Dichlorodifluoromethane	1.0	U	1.0	0.31
108-20-3	Diisopropyl ether	5.0	U	5.0	1.5
100-41-4	Ethylbenzene	1.0	U	1.0	0.17
637-92-3	Ethyl-t-butyl ether (ETBE)	5.0	U	5.0	0.11
87-68-3	Hexachlorobutadiene	1.0	U	1.0	0.30
98-82-8	Isopropylbenzene	1.0	U	1.0	0.13
1634-04-4	Methyl tert-butyl ether	1.0	U	1.0	0.17
75-09-2	Methylene Chloride	1.0	U	1.0	0.33
179601-23-1	m-Xylene & p-Xylene	2.0	U	2.0	0.24
91-20-3	Naphthalene	1.0	U	1.0	0.24
104-51-8	n-Butylbenzene	1.0	U	1.0	0.12
103-65-1	n-Propylbenzene	1.0	U	1.0	0.14
95-47-6	o-Xylene	1.0	U	1.0	0.14
99-87-6	p-Isopropyltoluene	1.0	U	1.0	0.12
135-98-8	sec-Butylbenzene	1.0	U	1.0	0.13
100-42-5	Styrene	1.0	U	1.0	0.11
994-05-8	Tert-amyl-methyl ether (TAME)	5.0	U	5.0	0.067
75-65-0	tert-Butyl alcohol	20	U	20	3.9
98-06-6	tert-Butylbenzene	1.0	U	1.0	0.13
127-18-4	Tetrachloroethene	1.0	U	1.0	0.29
108-88-3	Toluene	1.0	U	1.0	0.13
156-60-5	trans-1,2-Dichloroethene	1.0	U	1.0	0.19
10061-02-6	trans-1,3-Dichloropropene	1.0	U	1.0	0.19
79-01-6	Trichloroethene	0.67	J	1.0	0.17
75-69-4	Trichlorofluoromethane	1.0	U	1.0	0.21
108-05-4	Vinyl acetate	2.0	U	2.0	0.19
75-01-4	Vinyl chloride	0.35	J	0.50	0.22

FORM I
GC/MS VOA ORGANICS ANALYSIS DATA SHEET

Lab Name: TestAmerica Canton | Job No.: 240-38336-1

SDG No.:

Client Sample ID: MSA-SW42A-061014 | Lab Sample ID: 240-38336-21

Matrix: Water | Lab File ID: UXR4182.D

Analysis Method: 8260B | Date Collected: 06/10/2014 13:28

Sample wt/vol: 5(mL) | Date Analyzed: 06/21/2014 17:41

Soil Aliquot Vol: | Dilution Factor: 1

Soil Extract Vol.: | GC Column: DB-624 ID: 0.18(mm)

% Moisture: | Level: (low/med) Low

Analysis Batch No.: 135652 | Units: ug/L

CAS NO.	COMPOUND NAME	RESULT	Q	RL	MDL
1330-20-7	Xylenes, Total	2.0	U	2.0	0.14

CAS NO.	SURROGATE	%REC	Q	LIMITS
17060-07-0	1,2-Dichloroethane-d4 (Surr)	73		63-129
460-00-4	4-Bromofluorobenzene (Surr)	79		66-120
1868-53-7	Dibromofluoromethane (Surr)	77		75-121
2037-26-5	Toluene-d8 (Surr)	79		74-120

FORM I
GC/MS VOA ORGANICS ANALYSIS DATA SHEET

Lab Name: TestAmerica Canton | Job No.: 240-38336-1

SDG No.:

Client Sample ID: MSA-SW42B-061014 | Lab Sample ID: 240-38336-22

Matrix: Water | Lab File ID: UXR4183.D

Analysis Method: 8260B | Date Collected: 06/10/2014 13:32

Sample wt/vol: 5(mL) | Date Analyzed: 06/21/2014 18:03

Soil Aliquot Vol: | Dilution Factor: 1

Soil Extract Vol.: | GC Column: DB-624 ID: 0.18(mm)

% Moisture: | Level: (low/med) Low

Analysis Batch No.: 135652 | Units: ug/L

CAS NO.	COMPOUND NAME	RESULT	Q	RL	MDL
630-20-6	1,1,1,2-Tetrachloroethane	1.0	U	1.0	0.23
71-55-6	1,1,1-Trichloroethane	1.0	U	1.0	0.22
79-34-5	1,1,2,2-Tetrachloroethane	1.0	U	1.0	0.18
76-13-1	1,1,2-Trichloro-1,2,2-trichfluoroeth ane	1.0	U	1.0	0.28
75-34-3	1,1-Dichloroethane	1.0	U	1.0	0.15
75-35-4	1,1-Dichloroethene	1.0	U	1.0	0.19
563-58-6	1,1-Dichloropropene	1.0	U	1.0	0.13
87-61-6	1,2,3-Trichlorobenzene	1.0	U	1.0	0.17
96-18-4	1,2,3-Trichloropropane	1.0	U	1.0	0.43
526-73-8	1,2,3-Trimethylbenzene	5.0	U	5.0	0.0059
120-82-1	1,2,4-Trichlorobenzene	1.0	U	1.0	0.15
95-63-6	1,2,4-Trimethylbenzene	1.0	U	1.0	0.12
96-12-8	1,2-Dibromo-3-Chloropropane	5.0	U	5.0	0.67
106-93-4	1,2-Dibromoethane	1.0	U	1.0	0.24
95-50-1	1,2-Dichlorobenzene	1.0	U	1.0	0.13
107-06-2	1,2-Dichloroethane	1.0	U	1.0	0.22
78-87-5	1,2-Dichloropropane	1.0	U	1.0	0.18
541-73-1	1,3-Dichlorobenzene	1.0	U	1.0	0.14
142-28-9	1,3-Dichloropropane	1.0	U	1.0	0.16
106-46-7	1,4-Dichlorobenzene	1.0	U	1.0	0.13
594-20-7	2,2-Dichloropropane	1.0	U	1.0	0.13
78-93-3	2-Butanone	5.0	U	5.0	0.57
110-75-8	2-Chloroethyl vinyl ether	10	U	10	0.99
95-49-8	2-Chlorotoluene	1.0	U	1.0	0.11
591-78-6	2-Hexanone	5.0	U	5.0	0.41
106-43-4	4-Chlorotoluene	1.0	U	1.0	0.18
108-10-1	4-Methyl-2-pentanone	5.0	U	5.0	0.32
67-64-1	Acetone	1.4	J B	5.0	1.1
71-43-2	Benzene	1.0	U	1.0	0.13
108-86-1	Bromobenzene	1.0	U	1.0	0.13
74-97-5	Bromochloromethane	1.0	U	1.0	0.29
75-27-4	Bromodichloromethane	1.0	U	1.0	0.15
75-25-2	Bromoform	1.0	U	1.0	0.64
74-83-9	Bromomethane	1.0	U	1.0	0.41
75-15-0	Carbon disulfide	1.0	U	1.0	0.13

FORM I
GC/MS VOA ORGANICS ANALYSIS DATA SHEET

Lab Name: TestAmerica Canton | Job No.: 240-38336-1

SDG No.:

Client Sample ID: MSA-SW42B-061014 | Lab Sample ID: 240-38336-22

Matrix: Water | Lab File ID: UXR4183.D

Analysis Method: 8260B | Date Collected: 06/10/2014 13:32

Sample wt/vol: 5(mL) | Date Analyzed: 06/21/2014 18:03

Soil Aliquot Vol: | Dilution Factor: 1

Soil Extract Vol.: | GC Column: DB-624 ID: 0.18(mm)

% Moisture: | Level: (low/med) Low

Analysis Batch No.: 135652 | Units: ug/L

CAS NO.	COMPOUND NAME	RESULT	Q	RL	MDL
56-23-5	Carbon tetrachloride	1.0	U	1.0	0.13
108-90-7	Chlorobenzene	1.0	U	1.0	0.15
75-00-3	Chloroethane	1.0	U *	1.0	0.29
67-66-3	Chloroform	1.0	U	1.0	0.16
74-87-3	Chloromethane	1.0	U	1.0	0.30
156-59-2	cis-1,2-Dichloroethene	0.83	J	1.0	0.17
10061-01-5	cis-1,3-Dichloropropene	1.0	U	1.0	0.14
124-48-1	Dibromochloromethane	1.0	U	1.0	0.18
74-95-3	Dibromomethane	1.0	U	1.0	0.28
75-71-8	Dichlorodifluoromethane	1.0	U	1.0	0.31
108-20-3	Diisopropyl ether	5.0	U	5.0	1.5
100-41-4	Ethylbenzene	1.0	U	1.0	0.17
637-92-3	Ethyl-t-butyl ether (ETBE)	5.0	U	5.0	0.11
87-68-3	Hexachlorobutadiene	1.0	U	1.0	0.30
98-82-8	Isopropylbenzene	1.0	U	1.0	0.13
1634-04-4	Methyl tert-butyl ether	1.0	U	1.0	0.17
75-09-2	Methylene Chloride	1.0	U	1.0	0.33
179601-23-1	m-Xylene & p-Xylene	2.0	U	2.0	0.24
91-20-3	Naphthalene	1.0	U	1.0	0.24
104-51-8	n-Butylbenzene	1.0	U	1.0	0.12
103-65-1	n-Propylbenzene	1.0	U	1.0	0.14
95-47-6	o-Xylene	1.0	U	1.0	0.14
99-87-6	p-Isopropyltoluene	1.0	U	1.0	0.12
135-98-8	sec-Butylbenzene	1.0	U	1.0	0.13
100-42-5	Styrene	1.0	U	1.0	0.11
994-05-8	Tert-amyl-methyl ether (TAME)	5.0	U	5.0	0.067
75-65-0	tert-Butyl alcohol	20	U	20	3.9
98-06-6	tert-Butylbenzene	1.0	U	1.0	0.13
127-18-4	Tetrachloroethene	1.0	U	1.0	0.29
108-88-3	Toluene	1.0	U	1.0	0.13
156-60-5	trans-1,2-Dichloroethene	1.0	U	1.0	0.19
10061-02-6	trans-1,3-Dichloropropene	1.0	U	1.0	0.19
79-01-6	Trichloroethene	0.75	J	1.0	0.17
75-69-4	Trichlorofluoromethane	1.0	U	1.0	0.21
108-05-4	Vinyl acetate	2.0	U	2.0	0.19
75-01-4	Vinyl chloride	0.56		0.50	0.22

FORM I
GC/MS VOA ORGANICS ANALYSIS DATA SHEET

Lab Name: TestAmerica Canton | Job No.: 240-38336-1

SDG No.:

Client Sample ID: MSA-SW42B-061014 | Lab Sample ID: 240-38336-22

Matrix: Water | Lab File ID: UXR4183.D

Analysis Method: 8260B | Date Collected: 06/10/2014 13:32

Sample wt/vol: 5(mL) | Date Analyzed: 06/21/2014 18:03

Soil Aliquot Vol: | Dilution Factor: 1

Soil Extract Vol.: | GC Column: DB-624 ID: 0.18(mm)

% Moisture: | Level: (low/med) Low

Analysis Batch No.: 135652 | Units: ug/L

CAS NO.	COMPOUND NAME	RESULT	Q	RL	MDL
1330-20-7	Xylenes, Total	2.0	U	2.0	0.14

CAS NO.	SURROGATE	%REC	Q	LIMITS
17060-07-0	1,2-Dichloroethane-d4 (Surr)	82		63-129
460-00-4	4-Bromofluorobenzene (Surr)	84		66-120
1868-53-7	Dibromofluoromethane (Surr)	84		75-121
2037-26-5	Toluene-d8 (Surr)	84		74-120

FORM I
GC/MS VOA ORGANICS ANALYSIS DATA SHEET

Lab Name: TestAmerica Canton | Job No.: 240-38336-1

SDG No.:

Client Sample ID: MSA-SW42C-061014 | Lab Sample ID: 240-38336-23

Matrix: Water | Lab File ID: UXR4184.D

Analysis Method: 8260B | Date Collected: 06/10/2014 13:35

Sample wt/vol: 5(mL) | Date Analyzed: 06/21/2014 18:26

Soil Aliquot Vol: | Dilution Factor: 1

Soil Extract Vol.: | GC Column: DB-624 ID: 0.18(mm)

% Moisture: | Level: (low/med) Low

Analysis Batch No.: 135652 | Units: ug/L

CAS NO.	COMPOUND NAME	RESULT	Q	RL	MDL
630-20-6	1,1,1,2-Tetrachloroethane	1.0	U	1.0	0.23
71-55-6	1,1,1-Trichloroethane	1.0	U	1.0	0.22
79-34-5	1,1,2,2-Tetrachloroethane	1.0	U	1.0	0.18
76-13-1	1,1,2-Trichloro-1,2,2-trichfluoroeth ane	1.0	U	1.0	0.28
75-34-3	1,1-Dichloroethane	1.0	U	1.0	0.15
75-35-4	1,1-Dichloroethene	1.0	U	1.0	0.19
563-58-6	1,1-Dichloropropene	1.0	U	1.0	0.13
87-61-6	1,2,3-Trichlorobenzene	1.0	U	1.0	0.17
96-18-4	1,2,3-Trichloropropane	1.0	U	1.0	0.43
526-73-8	1,2,3-Trimethylbenzene	5.0	U	5.0	0.0059
120-82-1	1,2,4-Trichlorobenzene	1.0	U	1.0	0.15
95-63-6	1,2,4-Trimethylbenzene	1.0	U	1.0	0.12
96-12-8	1,2-Dibromo-3-Chloropropane	5.0	U	5.0	0.67
106-93-4	1,2-Dibromoethane	1.0	U	1.0	0.24
95-50-1	1,2-Dichlorobenzene	1.0	U	1.0	0.13
107-06-2	1,2-Dichloroethane	1.0	U	1.0	0.22
78-87-5	1,2-Dichloropropane	1.0	U	1.0	0.18
541-73-1	1,3-Dichlorobenzene	1.0	U	1.0	0.14
142-28-9	1,3-Dichloropropane	1.0	U	1.0	0.16
106-46-7	1,4-Dichlorobenzene	1.0	U	1.0	0.13
594-20-7	2,2-Dichloropropane	1.0	U	1.0	0.13
78-93-3	2-Butanone	5.0	U	5.0	0.57
110-75-8	2-Chloroethyl vinyl ether	10	U	10	0.99
95-49-8	2-Chlorotoluene	1.0	U	1.0	0.11
591-78-6	2-Hexanone	5.0	U	5.0	0.41
106-43-4	4-Chlorotoluene	1.0	U	1.0	0.18
108-10-1	4-Methyl-2-pentanone	5.0	U	5.0	0.32
67-64-1	Acetone	1.3	J B	5.0	1.1
71-43-2	Benzene	1.0	U	1.0	0.13
108-86-1	Bromobenzene	1.0	U	1.0	0.13
74-97-5	Bromochloromethane	1.0	U	1.0	0.29
75-27-4	Bromodichloromethane	1.0	U	1.0	0.15
75-25-2	Bromoform	1.0	U	1.0	0.64
74-83-9	Bromomethane	1.0	U	1.0	0.41
75-15-0	Carbon disulfide	1.0	U	1.0	0.13

FORM I
GC/MS VOA ORGANICS ANALYSIS DATA SHEET

Lab Name: TestAmerica Canton | Job No.: 240-38336-1

SDG No.:

Client Sample ID: MSA-SW42C-061014 | Lab Sample ID: 240-38336-23

Matrix: Water | Lab File ID: UXR4184.D

Analysis Method: 8260B | Date Collected: 06/10/2014 13:35

Sample wt/vol: 5(mL) | Date Analyzed: 06/21/2014 18:26

Soil Aliquot Vol: | Dilution Factor: 1

Soil Extract Vol.: | GC Column: DB-624 ID: 0.18(mm)

% Moisture: | Level: (low/med) Low

Analysis Batch No.: 135652 | Units: ug/L

CAS NO.	COMPOUND NAME	RESULT	Q	RL	MDL
56-23-5	Carbon tetrachloride	1.0	U	1.0	0.13
108-90-7	Chlorobenzene	1.0	U	1.0	0.15
75-00-3	Chloroethane	1.0	U *	1.0	0.29
67-66-3	Chloroform	1.0	U	1.0	0.16
74-87-3	Chloromethane	1.0	U	1.0	0.30
156-59-2	cis-1,2-Dichloroethene	0.47	J	1.0	0.17
10061-01-5	cis-1,3-Dichloropropene	1.0	U	1.0	0.14
124-48-1	Dibromochloromethane	1.0	U	1.0	0.18
74-95-3	Dibromomethane	1.0	U	1.0	0.28
75-71-8	Dichlorodifluoromethane	1.0	U	1.0	0.31
108-20-3	Diisopropyl ether	5.0	U	5.0	1.5
100-41-4	Ethylbenzene	1.0	U	1.0	0.17
637-92-3	Ethyl-t-butyl ether (ETBE)	5.0	U	5.0	0.11
87-68-3	Hexachlorobutadiene	1.0	U	1.0	0.30
98-82-8	Isopropylbenzene	1.0	U	1.0	0.13
1634-04-4	Methyl tert-butyl ether	1.0	U	1.0	0.17
75-09-2	Methylene Chloride	1.0	U	1.0	0.33
179601-23-1	m-Xylene & p-Xylene	2.0	U	2.0	0.24
91-20-3	Naphthalene	1.0	U	1.0	0.24
104-51-8	n-Butylbenzene	1.0	U	1.0	0.12
103-65-1	n-Propylbenzene	1.0	U	1.0	0.14
95-47-6	o-Xylene	1.0	U	1.0	0.14
99-87-6	p-Isopropyltoluene	1.0	U	1.0	0.12
135-98-8	sec-Butylbenzene	1.0	U	1.0	0.13
100-42-5	Styrene	1.0	U	1.0	0.11
994-05-8	Tert-amyl-methyl ether (TAME)	5.0	U	5.0	0.067
75-65-0	tert-Butyl alcohol	20	U	20	3.9
98-06-6	tert-Butylbenzene	1.0	U	1.0	0.13
127-18-4	Tetrachloroethene	1.0	U	1.0	0.29
108-88-3	Toluene	1.0	U	1.0	0.13
156-60-5	trans-1,2-Dichloroethene	1.0	U	1.0	0.19
10061-02-6	trans-1,3-Dichloropropene	1.0	U	1.0	0.19
79-01-6	Trichloroethene	0.80	J	1.0	0.17
75-69-4	Trichlorofluoromethane	1.0	U	1.0	0.21
108-05-4	Vinyl acetate	2.0	U	2.0	0.19
75-01-4	Vinyl chloride	0.50	U	0.50	0.22

FORM I
GC/MS VOA ORGANICS ANALYSIS DATA SHEET

Lab Name: TestAmerica Canton | Job No.: 240-38336-1

SDG No.:

Client Sample ID: MSA-SW42C-061014 | Lab Sample ID: 240-38336-23

Matrix: Water | Lab File ID: UXR4184.D

Analysis Method: 8260B | Date Collected: 06/10/2014 13:35

Sample wt/vol: 5(mL) | Date Analyzed: 06/21/2014 18:26

Soil Aliquot Vol: | Dilution Factor: 1

Soil Extract Vol.: | GC Column: DB-624 ID: 0.18(mm)

% Moisture: | Level: (low/med) Low

Analysis Batch No.: 135652 | Units: ug/L

CAS NO.	COMPOUND NAME	RESULT	Q	RL	MDL
1330-20-7	Xylenes, Total	2.0	U	2.0	0.14

CAS NO.	SURROGATE	%REC	Q	LIMITS
17060-07-0	1,2-Dichloroethane-d4 (Surr)	82		63-129
460-00-4	4-Bromofluorobenzene (Surr)	83		66-120
1868-53-7	Dibromofluoromethane (Surr)	85		75-121
2037-26-5	Toluene-d8 (Surr)	86		74-120

FORM I
GC/MS VOA ORGANICS ANALYSIS DATA SHEET

Lab Name: TestAmerica Canton | Job No.: 240-38336-1

SDG No.:

Client Sample ID: MSA-SW42D-061014 | Lab Sample ID: 240-38336-24

Matrix: Water | Lab File ID: UXR4185.D

Analysis Method: 8260B | Date Collected: 06/10/2014 13:38

Sample wt/vol: 5(mL) | Date Analyzed: 06/21/2014 18:49

Soil Aliquot Vol: | Dilution Factor: 1

Soil Extract Vol.: | GC Column: DB-624 ID: 0.18(mm)

% Moisture: | Level: (low/med) Low

Analysis Batch No.: 135652 | Units: ug/L

CAS NO.	COMPOUND NAME	RESULT	Q	RL	MDL
630-20-6	1,1,1,2-Tetrachloroethane	1.0	U	1.0	0.23
71-55-6	1,1,1-Trichloroethane	1.0	U	1.0	0.22
79-34-5	1,1,2,2-Tetrachloroethane	1.0	U	1.0	0.18
76-13-1	1,1,2-Trichloro-1,2,2-trichfluoroeth ane	1.0	U	1.0	0.28
75-34-3	1,1-Dichloroethane	1.0	U	1.0	0.15
75-35-4	1,1-Dichloroethene	1.0	U	1.0	0.19
563-58-6	1,1-Dichloropropene	1.0	U	1.0	0.13
87-61-6	1,2,3-Trichlorobenzene	1.0	U	1.0	0.17
96-18-4	1,2,3-Trichloropropane	1.0	U	1.0	0.43
526-73-8	1,2,3-Trimethylbenzene	5.0	U	5.0	0.0059
120-82-1	1,2,4-Trichlorobenzene	1.0	U	1.0	0.15
95-63-6	1,2,4-Trimethylbenzene	1.0	U	1.0	0.12
96-12-8	1,2-Dibromo-3-Chloropropane	5.0	U	5.0	0.67
106-93-4	1,2-Dibromoethane	1.0	U	1.0	0.24
95-50-1	1,2-Dichlorobenzene	1.0	U	1.0	0.13
107-06-2	1,2-Dichloroethane	1.0	U	1.0	0.22
78-87-5	1,2-Dichloropropane	1.0	U	1.0	0.18
541-73-1	1,3-Dichlorobenzene	1.0	U	1.0	0.14
142-28-9	1,3-Dichloropropane	1.0	U	1.0	0.16
106-46-7	1,4-Dichlorobenzene	1.0	U	1.0	0.13
594-20-7	2,2-Dichloropropane	1.0	U	1.0	0.13
78-93-3	2-Butanone	5.0	U	5.0	0.57
110-75-8	2-Chloroethyl vinyl ether	10	U	10	0.99
95-49-8	2-Chlorotoluene	1.0	U	1.0	0.11
591-78-6	2-Hexanone	5.0	U	5.0	0.41
106-43-4	4-Chlorotoluene	1.0	U	1.0	0.18
108-10-1	4-Methyl-2-pentanone	5.0	U	5.0	0.32
67-64-1	Acetone	2.6	J B	5.0	1.1
71-43-2	Benzene	1.0	U	1.0	0.13
108-86-1	Bromobenzene	1.0	U	1.0	0.13
74-97-5	Bromochloromethane	1.0	U	1.0	0.29
75-27-4	Bromodichloromethane	1.0	U	1.0	0.15
75-25-2	Bromoform	1.0	U	1.0	0.64
74-83-9	Bromomethane	1.0	U	1.0	0.41
75-15-0	Carbon disulfide	1.0	U	1.0	0.13

FORM I

GC/MS VOA ORGANICS ANALYSIS DATA SHEET

Lab Name: TestAmerica Canton | Job No.: 240-38336-1

SDG No.:

Client Sample ID: MSA-SW42D-061014 | Lab Sample ID: 240-38336-24

Matrix: Water | Lab File ID: UXR4185.D

Analysis Method: 8260B | Date Collected: 06/10/2014 13:38

Sample wt/vol: 5(mL) | Date Analyzed: 06/21/2014 18:49

Soil Aliquot Vol: | Dilution Factor: 1

Soil Extract Vol.: | GC Column: DB-624 ID: 0.18(mm)

% Moisture: | Level: (low/med) Low

Analysis Batch No.: 135652 | Units: ug/L

CAS NO.	COMPOUND NAME	RESULT	Q	RL	MDL
56-23-5	Carbon tetrachloride	1.0	U	1.0	0.13
108-90-7	Chlorobenzene	1.0	U	1.0	0.15
75-00-3	Chloroethane	1.0	U *	1.0	0.29
67-66-3	Chloroform	1.0	U	1.0	0.16
74-87-3	Chloromethane	1.0	U	1.0	0.30
156-59-2	cis-1,2-Dichloroethene	0.38	J	1.0	0.17
10061-01-5	cis-1,3-Dichloropropene	1.0	U	1.0	0.14
124-48-1	Dibromochloromethane	1.0	U	1.0	0.18
74-95-3	Dibromomethane	1.0	U	1.0	0.28
75-71-8	Dichlorodifluoromethane	1.0	U	1.0	0.31
108-20-3	Diisopropyl ether	5.0	U	5.0	1.5
100-41-4	Ethylbenzene	1.0	U	1.0	0.17
637-92-3	Ethyl-t-butyl ether (ETBE)	5.0	U	5.0	0.11
87-68-3	Hexachlorobutadiene	1.0	U	1.0	0.30
98-82-8	Isopropylbenzene	1.0	U	1.0	0.13
1634-04-4	Methyl tert-butyl ether	1.0	U	1.0	0.17
75-09-2	Methylene Chloride	1.0	U	1.0	0.33
179601-23-1	m-Xylene & p-Xylene	2.0	U	2.0	0.24
91-20-3	Naphthalene	1.0	U	1.0	0.24
104-51-8	n-Butylbenzene	1.0	U	1.0	0.12
103-65-1	n-Propylbenzene	1.0	U	1.0	0.14
95-47-6	o-Xylene	1.0	U	1.0	0.14
99-87-6	p-Isopropyltoluene	1.0	U	1.0	0.12
135-98-8	sec-Butylbenzene	1.0	U	1.0	0.13
100-42-5	Styrene	1.0	U	1.0	0.11
994-05-8	Tert-amyl-methyl ether (TAME)	5.0	U	5.0	0.067
75-65-0	tert-Butyl alcohol	20	U	20	3.9
98-06-6	tert-Butylbenzene	1.0	U	1.0	0.13
127-18-4	Tetrachloroethene	1.0	U	1.0	0.29
108-88-3	Toluene	1.0	U	1.0	0.13
156-60-5	trans-1,2-Dichloroethene	1.0	U	1.0	0.19
10061-02-6	trans-1,3-Dichloropropene	1.0	U	1.0	0.19
79-01-6	Trichloroethene	0.66	J	1.0	0.17
75-69-4	Trichlorofluoromethane	1.0	U	1.0	0.21
108-05-4	Vinyl acetate	2.0	U	2.0	0.19
75-01-4	Vinyl chloride	0.50	U	0.50	0.22

FORM I
GC/MS VOA ORGANICS ANALYSIS DATA SHEET

Lab Name: TestAmerica Canton Job No.: 240-38336-1

SDG No.:

Client Sample ID: MSA-SW42D-061014 Lab Sample ID: 240-38336-24

Matrix: Water Lab File ID: UXR4185.D

Analysis Method: 8260B Date Collected: 06/10/2014 13:38

Sample wt/vol: 5(mL) Date Analyzed: 06/21/2014 18:49

Soil Aliquot Vol: Dilution Factor: 1

Soil Extract Vol.: GC Column: DB-624 ID: 0.18(mm)

% Moisture: Level: (low/med) Low

Analysis Batch No.: 135652 Units: ug/L

CAS NO.	COMPOUND NAME	RESULT	Q	RL	MDL
1330-20-7	Xylenes, Total	2.0	U	2.0	0.14

CAS NO.	SURROGATE	%REC	Q	LIMITS
17060-07-0	1,2-Dichloroethane-d4 (Surr)	84		63-129
460-00-4	4-Bromofluorobenzene (Surr)	85		66-120
1868-53-7	Dibromofluoromethane (Surr)	85		75-121
2037-26-5	Toluene-d8 (Surr)	86		74-120

FORM I
GC/MS VOA ORGANICS ANALYSIS DATA SHEET

Lab Name: TestAmerica Canton | Job No.: 240-38336-1

SDG No.:

Client Sample ID: MSA-SW43A-061014 | Lab Sample ID: 240-38336-25

Matrix: Water | Lab File ID: UXR4186.D

Analysis Method: 8260B | Date Collected: 06/10/2014 12:29

Sample wt/vol: 5(mL) | Date Analyzed: 06/21/2014 19:12

Soil Aliquot Vol: | Dilution Factor: 1

Soil Extract Vol.: | GC Column: DB-624 ID: 0.18(mm)

% Moisture: | Level: (low/med) Low

Analysis Batch No.: 135652 | Units: ug/L

CAS NO.	COMPOUND NAME	RESULT	Q	RL	MDL
630-20-6	1,1,1,2-Tetrachloroethane	1.0	U	1.0	0.23
71-55-6	1,1,1-Trichloroethane	1.0	U	1.0	0.22
79-34-5	1,1,2,2-Tetrachloroethane	1.0	U	1.0	0.18
76-13-1	1,1,2-Trichloro-1,2,2-trichfluoroeth ane	1.0	U	1.0	0.28
75-34-3	1,1-Dichloroethane	1.0	U	1.0	0.15
75-35-4	1,1-Dichloroethene	1.0	U	1.0	0.19
563-58-6	1,1-Dichloropropene	1.0	U	1.0	0.13
87-61-6	1,2,3-Trichlorobenzene	1.0	U	1.0	0.17
96-18-4	1,2,3-Trichloropropane	1.0	U	1.0	0.43
526-73-8	1,2,3-Trimethylbenzene	5.0	U	5.0	0.0059
120-82-1	1,2,4-Trichlorobenzene	1.0	U	1.0	0.15
95-63-6	1,2,4-Trimethylbenzene	1.0	U	1.0	0.12
96-12-8	1,2-Dibromo-3-Chloropropane	5.0	U	5.0	0.67
106-93-4	1,2-Dibromoethane	1.0	U	1.0	0.24
95-50-1	1,2-Dichlorobenzene	1.0	U	1.0	0.13
107-06-2	1,2-Dichloroethane	1.0	U	1.0	0.22
78-87-5	1,2-Dichloropropane	1.0	U	1.0	0.18
541-73-1	1,3-Dichlorobenzene	1.0	U	1.0	0.14
142-28-9	1,3-Dichloropropane	1.0	U	1.0	0.16
106-46-7	1,4-Dichlorobenzene	1.0	U	1.0	0.13
594-20-7	2,2-Dichloropropane	1.0	U	1.0	0.13
78-93-3	2-Butanone	5.0	U	5.0	0.57
110-75-8	2-Chloroethyl vinyl ether	10	U	10	0.99
95-49-8	2-Chlorotoluene	1.0	U	1.0	0.11
591-78-6	2-Hexanone	5.0	U	5.0	0.41
106-43-4	4-Chlorotoluene	1.0	U	1.0	0.18
108-10-1	4-Methyl-2-pentanone	5.0	U	5.0	0.32
67-64-1	Acetone	1.7	J B	5.0	1.1
71-43-2	Benzene	1.0	U	1.0	0.13
108-86-1	Bromobenzene	1.0	U	1.0	0.13
74-97-5	Bromochloromethane	1.0	U	1.0	0.29
75-27-4	Bromodichloromethane	1.0	U	1.0	0.15
75-25-2	Bromoform	1.0	U	1.0	0.64
74-83-9	Bromomethane	1.0	U	1.0	0.41
75-15-0	Carbon disulfide	1.0	U	1.0	0.13

FORM I
GC/MS VOA ORGANICS ANALYSIS DATA SHEET

Lab Name: TestAmerica Canton | Job No.: 240-38336-1

SDG No.:

Client Sample ID: MSA-SW43A-061014 | Lab Sample ID: 240-38336-25

Matrix: Water | Lab File ID: UXR4186.D

Analysis Method: 8260B | Date Collected: 06/10/2014 12:29

Sample wt/vol: 5(mL) | Date Analyzed: 06/21/2014 19:12

Soil Aliquot Vol: | Dilution Factor: 1

Soil Extract Vol.: | GC Column: DB-624 ID: 0.18(mm)

% Moisture: | Level: (low/med) Low

Analysis Batch No.: 135652 | Units: ug/L

CAS NO.	COMPOUND NAME	RESULT	Q	RL	MDL
56-23-5	Carbon tetrachloride	1.0	U	1.0	0.13
108-90-7	Chlorobenzene	1.0	U	1.0	0.15
75-00-3	Chloroethane	1.0	U *	1.0	0.29
67-66-3	Chloroform	1.0	U	1.0	0.16
74-87-3	Chloromethane	1.0	U	1.0	0.30
156-59-2	cis-1,2-Dichloroethene	0.43	J	1.0	0.17
10061-01-5	cis-1,3-Dichloropropene	1.0	U	1.0	0.14
124-48-1	Dibromochloromethane	1.0	U	1.0	0.18
74-95-3	Dibromomethane	1.0	U	1.0	0.28
75-71-8	Dichlorodifluoromethane	1.0	U	1.0	0.31
108-20-3	Diisopropyl ether	5.0	U	5.0	1.5
100-41-4	Ethylbenzene	1.0	U	1.0	0.17
637-92-3	Ethyl-t-butyl ether (ETBE)	5.0	U	5.0	0.11
87-68-3	Hexachlorobutadiene	1.0	U	1.0	0.30
98-82-8	Isopropylbenzene	1.0	U	1.0	0.13
1634-04-4	Methyl tert-butyl ether	1.0	U	1.0	0.17
75-09-2	Methylene Chloride	1.0	U	1.0	0.33
179601-23-1	m-Xylene & p-Xylene	2.0	U	2.0	0.24
91-20-3	Naphthalene	1.0	U	1.0	0.24
104-51-8	n-Butylbenzene	1.0	U	1.0	0.12
103-65-1	n-Propylbenzene	1.0	U	1.0	0.14
95-47-6	o-Xylene	1.0	U	1.0	0.14
99-87-6	p-Isopropyltoluene	1.0	U	1.0	0.12
135-98-8	sec-Butylbenzene	1.0	U	1.0	0.13
100-42-5	Styrene	1.0	U	1.0	0.11
994-05-8	Tert-amyl-methyl ether (TAME)	5.0	U	5.0	0.067
75-65-0	tert-Butyl alcohol	20	U	20	3.9
98-06-6	tert-Butylbenzene	1.0	U	1.0	0.13
127-18-4	Tetrachloroethene	1.0	U	1.0	0.29
108-88-3	Toluene	1.0	U	1.0	0.13
156-60-5	trans-1,2-Dichloroethene	1.0	U	1.0	0.19
10061-02-6	trans-1,3-Dichloropropene	1.0	U	1.0	0.19
79-01-6	Trichloroethene	0.44	J	1.0	0.17
75-69-4	Trichlorofluoromethane	1.0	U	1.0	0.21
108-05-4	Vinyl acetate	2.0	U	2.0	0.19
75-01-4	Vinyl chloride	0.50	U	0.50	0.22

FORM I
GC/MS VOA ORGANICS ANALYSIS DATA SHEET

Lab Name: TestAmerica Canton | Job No.: 240-38336-1

SDG No.:

Client Sample ID: MSA-SW43A-061014 | Lab Sample ID: 240-38336-25

Matrix: Water | Lab File ID: UXR4186.D

Analysis Method: 8260B | Date Collected: 06/10/2014 12:29

Sample wt/vol: 5(mL) | Date Analyzed: 06/21/2014 19:12

Soil Aliquot Vol: | Dilution Factor: 1

Soil Extract Vol.: | GC Column: DB-624 ID: 0.18(mm)

% Moisture: | Level: (low/med) Low

Analysis Batch No.: 135652 | Units: ug/L

CAS NO.	COMPOUND NAME	RESULT	Q	RL	MDL
1330-20-7	Xylenes, Total	2.0	U	2.0	0.14

CAS NO.	SURROGATE	%REC	Q	LIMITS
17060-07-0	1,2-Dichloroethane-d4 (Surr)	83		63-129
460-00-4	4-Bromofluorobenzene (Surr)	83		66-120
1868-53-7	Dibromofluoromethane (Surr)	86		75-121
2037-26-5	Toluene-d8 (Surr)	83		74-120

FORM I
GC/MS VOA ORGANICS ANALYSIS DATA SHEET

Lab Name: TestAmerica Canton | Job No.: 240-38336-1

SDG No.:

Client Sample ID: MSA-SW43B-061014 | Lab Sample ID: 240-38336-26

Matrix: Water | Lab File ID: UXR4187.D

Analysis Method: 8260B | Date Collected: 06/10/2014 12:33

Sample wt/vol: 5(mL) | Date Analyzed: 06/21/2014 19:34

Soil Aliquot Vol: | Dilution Factor: 1

Soil Extract Vol.: | GC Column: DB-624 ID: 0.18(mm)

% Moisture: | Level: (low/med) Low

Analysis Batch No.: 135652 | Units: ug/L

CAS NO.	COMPOUND NAME	RESULT	Q	RL	MDL
630-20-6	1,1,1,2-Tetrachloroethane	1.0	U	1.0	0.23
71-55-6	1,1,1-Trichloroethane	1.0	U	1.0	0.22
79-34-5	1,1,2,2-Tetrachloroethane	1.0	U	1.0	0.18
76-13-1	1,1,2-Trichloro-1,2,2-trichfluoroeth ane	1.0	U	1.0	0.28
75-34-3	1,1-Dichloroethane	1.0	U	1.0	0.15
75-35-4	1,1-Dichloroethene	1.0	U	1.0	0.19
563-58-6	1,1-Dichloropropene	1.0	U	1.0	0.13
87-61-6	1,2,3-Trichlorobenzene	1.0	U	1.0	0.17
96-18-4	1,2,3-Trichloropropane	1.0	U	1.0	0.43
526-73-8	1,2,3-Trimethylbenzene	5.0	U	5.0	0.0059
120-82-1	1,2,4-Trichlorobenzene	1.0	U	1.0	0.15
95-63-6	1,2,4-Trimethylbenzene	1.0	U	1.0	0.12
96-12-8	1,2-Dibromo-3-Chloropropane	5.0	U	5.0	0.67
106-93-4	1,2-Dibromoethane	1.0	U	1.0	0.24
95-50-1	1,2-Dichlorobenzene	1.0	U	1.0	0.13
107-06-2	1,2-Dichloroethane	1.0	U	1.0	0.22
78-87-5	1,2-Dichloropropane	1.0	U	1.0	0.18
541-73-1	1,3-Dichlorobenzene	1.0	U	1.0	0.14
142-28-9	1,3-Dichloropropane	1.0	U	1.0	0.16
106-46-7	1,4-Dichlorobenzene	1.0	U	1.0	0.13
594-20-7	2,2-Dichloropropane	1.0	U	1.0	0.13
78-93-3	2-Butanone	5.0	U	5.0	0.57
110-75-8	2-Chloroethyl vinyl ether	10	U	10	0.99
95-49-8	2-Chlorotoluene	1.0	U	1.0	0.11
591-78-6	2-Hexanone	5.0	U	5.0	0.41
106-43-4	4-Chlorotoluene	1.0	U	1.0	0.18
108-10-1	4-Methyl-2-pentanone	5.0	U	5.0	0.32
67-64-1	Acetone	1.4	J B	5.0	1.1
71-43-2	Benzene	1.0	U	1.0	0.13
108-86-1	Bromobenzene	1.0	U	1.0	0.13
74-97-5	Bromochloromethane	1.0	U	1.0	0.29
75-27-4	Bromodichloromethane	1.0	U	1.0	0.15
75-25-2	Bromoform	1.0	U	1.0	0.64
74-83-9	Bromomethane	1.0	U	1.0	0.41
75-15-0	Carbon disulfide	1.0	U	1.0	0.13

FORM I
GC/MS VOA ORGANICS ANALYSIS DATA SHEET

Lab Name: TestAmerica Canton | Job No.: 240-38336-1

SDG No.:

Client Sample ID: MSA-SW43B-061014 | Lab Sample ID: 240-38336-26

Matrix: Water | Lab File ID: UXR4187.D

Analysis Method: 8260B | Date Collected: 06/10/2014 12:33

Sample wt/vol: 5(mL) | Date Analyzed: 06/21/2014 19:34

Soil Aliquot Vol: | Dilution Factor: 1

Soil Extract Vol.: | GC Column: DB-624 ID: 0.18(mm)

% Moisture: | Level: (low/med) Low

Analysis Batch No.: 135652 | Units: ug/L

CAS NO.	COMPOUND NAME	RESULT	Q	RL	MDL
56-23-5	Carbon tetrachloride	1.0	U	1.0	0.13
108-90-7	Chlorobenzene	1.0	U	1.0	0.15
75-00-3	Chloroethane	1.0	U *	1.0	0.29
67-66-3	Chloroform	1.0	U	1.0	0.16
74-87-3	Chloromethane	1.0	U	1.0	0.30
156-59-2	cis-1,2-Dichloroethene	0.76	J	1.0	0.17
10061-01-5	cis-1,3-Dichloropropene	1.0	U	1.0	0.14
124-48-1	Dibromochloromethane	1.0	U	1.0	0.18
74-95-3	Dibromomethane	1.0	U	1.0	0.28
75-71-8	Dichlorodifluoromethane	1.0	U	1.0	0.31
108-20-3	Diisopropyl ether	5.0	U	5.0	1.5
100-41-4	Ethylbenzene	1.0	U	1.0	0.17
637-92-3	Ethyl-t-butyl ether (ETBE)	5.0	U	5.0	0.11
87-68-3	Hexachlorobutadiene	1.0	U	1.0	0.30
98-82-8	Isopropylbenzene	1.0	U	1.0	0.13
1634-04-4	Methyl tert-butyl ether	1.0	U	1.0	0.17
75-09-2	Methylene Chloride	1.0	U	1.0	0.33
179601-23-1	m-Xylene & p-Xylene	2.0	U	2.0	0.24
91-20-3	Naphthalene	1.0	U	1.0	0.24
104-51-8	n-Butylbenzene	1.0	U	1.0	0.12
103-65-1	n-Propylbenzene	1.0	U	1.0	0.14
95-47-6	o-Xylene	1.0	U	1.0	0.14
99-87-6	p-Isopropyltoluene	1.0	U	1.0	0.12
135-98-8	sec-Butylbenzene	1.0	U	1.0	0.13
100-42-5	Styrene	1.0	U	1.0	0.11
994-05-8	Tert-amyl-methyl ether (TAME)	5.0	U	5.0	0.067
75-65-0	tert-Butyl alcohol	20	U	20	3.9
98-06-6	tert-Butylbenzene	1.0	U	1.0	0.13
127-18-4	Tetrachloroethene	1.0	U	1.0	0.29
108-88-3	Toluene	1.0	U	1.0	0.13
156-60-5	trans-1,2-Dichloroethene	1.0	U	1.0	0.19
10061-02-6	trans-1,3-Dichloropropene	1.0	U	1.0	0.19
79-01-6	Trichloroethene	1.0		1.0	0.17
75-69-4	Trichlorofluoromethane	1.0	U	1.0	0.21
108-05-4	Vinyl acetate	2.0	U	2.0	0.19
75-01-4	Vinyl chloride	0.50	U	0.50	0.22

FORM I
GC/MS VOA ORGANICS ANALYSIS DATA SHEET

Lab Name: TestAmerica Canton | Job No.: 240-38336-1

SDG No.:

Client Sample ID: MSA-SW43B-061014 | Lab Sample ID: 240-38336-26

Matrix: Water | Lab File ID: UXR4187.D

Analysis Method: 8260B | Date Collected: 06/10/2014 12:33

Sample wt/vol: 5(mL) | Date Analyzed: 06/21/2014 19:34

Soil Aliquot Vol: | Dilution Factor: 1

Soil Extract Vol.: | GC Column: DB-624 ID: 0.18(mm)

% Moisture: | Level: (low/med) Low

Analysis Batch No.: 135652 | Units: ug/L

CAS NO.	COMPOUND NAME	RESULT	Q	RL	MDL
1330-20-7	Xylenes, Total	2.0	U	2.0	0.14

CAS NO.	SURROGATE	%REC	Q	LIMITS
17060-07-0	1,2-Dichloroethane-d4 (Surr)	85		63-129
460-00-4	4-Bromofluorobenzene (Surr)	85		66-120
1868-53-7	Dibromofluoromethane (Surr)	88		75-121
2037-26-5	Toluene-d8 (Surr)	86		74-120

FORM I
GC/MS VOA ORGANICS ANALYSIS DATA SHEET

Lab Name: TestAmerica Canton | Job No.: 240-38336-1

SDG No.:

Client Sample ID: MSA-SW43C-061014 | Lab Sample ID: 240-38336-27

Matrix: Water | Lab File ID: UXR4188.D

Analysis Method: 8260B | Date Collected: 06/10/2014 12:36

Sample wt/vol: 5(mL) | Date Analyzed: 06/21/2014 19:57

Soil Aliquot Vol: | Dilution Factor: 1

Soil Extract Vol.: | GC Column: DB-624 ID: 0.18(mm)

% Moisture: | Level: (low/med) Low

Analysis Batch No.: 135652 | Units: ug/L

CAS NO.	COMPOUND NAME	RESULT	Q	RL	MDL
630-20-6	1,1,1,2-Tetrachloroethane	1.0	U	1.0	0.23
71-55-6	1,1,1-Trichloroethane	1.0	U	1.0	0.22
79-34-5	1,1,2,2-Tetrachloroethane	1.0	U	1.0	0.18
76-13-1	1,1,2-Trichloro-1,2,2-trichfluoroeth ane	1.0	U	1.0	0.28
75-34-3	1,1-Dichloroethane	1.0	U	1.0	0.15
75-35-4	1,1-Dichloroethene	1.0	U	1.0	0.19
563-58-6	1,1-Dichloropropene	1.0	U	1.0	0.13
87-61-6	1,2,3-Trichlorobenzene	1.0	U	1.0	0.17
96-18-4	1,2,3-Trichloropropane	1.0	U	1.0	0.43
526-73-8	1,2,3-Trimethylbenzene	5.0	U	5.0	0.0059
120-82-1	1,2,4-Trichlorobenzene	1.0	U	1.0	0.15
95-63-6	1,2,4-Trimethylbenzene	1.0	U	1.0	0.12
96-12-8	1,2-Dibromo-3-Chloropropane	5.0	U	5.0	0.67
106-93-4	1,2-Dibromoethane	1.0	U	1.0	0.24
95-50-1	1,2-Dichlorobenzene	1.0	U	1.0	0.13
107-06-2	1,2-Dichloroethane	1.0	U	1.0	0.22
78-87-5	1,2-Dichloropropane	1.0	U	1.0	0.18
541-73-1	1,3-Dichlorobenzene	1.0	U	1.0	0.14
142-28-9	1,3-Dichloropropane	1.0	U	1.0	0.16
106-46-7	1,4-Dichlorobenzene	1.0	U	1.0	0.13
594-20-7	2,2-Dichloropropane	1.0	U	1.0	0.13
78-93-3	2-Butanone	5.0	U	5.0	0.57
110-75-8	2-Chloroethyl vinyl ether	10	U	10	0.99
95-49-8	2-Chlorotoluene	1.0	U	1.0	0.11
591-78-6	2-Hexanone	5.0	U	5.0	0.41
106-43-4	4-Chlorotoluene	1.0	U	1.0	0.18
108-10-1	4-Methyl-2-pentanone	5.0	U	5.0	0.32
67-64-1	Acetone	5.0	U	5.0	1.1
71-43-2	Benzene	1.0	U	1.0	0.13
108-86-1	Bromobenzene	1.0	U	1.0	0.13
74-97-5	Bromochloromethane	1.0	U	1.0	0.29
75-27-4	Bromodichloromethane	1.0	U	1.0	0.15
75-25-2	Bromoform	1.0	U	1.0	0.64
74-83-9	Bromomethane	1.0	U	1.0	0.41
75-15-0	Carbon disulfide	1.0	U	1.0	0.13

FORM I
GC/MS VOA ORGANICS ANALYSIS DATA SHEET

Lab Name: TestAmerica Canton | Job No.: 240-38336-1

SDG No.:

Client Sample ID: MSA-SW43C-061014 | Lab Sample ID: 240-38336-27

Matrix: Water | Lab File ID: UXR4188.D

Analysis Method: 8260B | Date Collected: 06/10/2014 12:36

Sample wt/vol: 5(mL) | Date Analyzed: 06/21/2014 19:57

Soil Aliquot Vol: | Dilution Factor: 1

Soil Extract Vol.: | GC Column: DB-624 ID: 0.18(mm)

% Moisture: | Level: (low/med) Low

Analysis Batch No.: 135652 | Units: ug/L

CAS NO.	COMPOUND NAME	RESULT	Q	RL	MDL
56-23-5	Carbon tetrachloride	1.0	U	1.0	0.13
108-90-7	Chlorobenzene	1.0	U	1.0	0.15
75-00-3	Chloroethane	1.0	U *	1.0	0.29
67-66-3	Chloroform	1.0	U	1.0	0.16
74-87-3	Chloromethane	1.0	U	1.0	0.30
156-59-2	cis-1,2-Dichloroethene	0.60	J	1.0	0.17
10061-01-5	cis-1,3-Dichloropropene	1.0	U	1.0	0.14
124-48-1	Dibromochloromethane	1.0	U	1.0	0.18
74-95-3	Dibromomethane	1.0	U	1.0	0.28
75-71-8	Dichlorodifluoromethane	1.0	U	1.0	0.31
108-20-3	Diisopropyl ether	5.0	U	5.0	1.5
100-41-4	Ethylbenzene	1.0	U	1.0	0.17
637-92-3	Ethyl-t-butyl ether (ETBE)	5.0	U	5.0	0.11
87-68-3	Hexachlorobutadiene	1.0	U	1.0	0.30
98-82-8	Isopropylbenzene	1.0	U	1.0	0.13
1634-04-4	Methyl tert-butyl ether	1.0	U	1.0	0.17
75-09-2	Methylene Chloride	1.0	U	1.0	0.33
179601-23-1	m-Xylene & p-Xylene	2.0	U	2.0	0.24
91-20-3	Naphthalene	1.0	U	1.0	0.24
104-51-8	n-Butylbenzene	1.0	U	1.0	0.12
103-65-1	n-Propylbenzene	1.0	U	1.0	0.14
95-47-6	o-Xylene	1.0	U	1.0	0.14
99-87-6	p-Isopropyltoluene	1.0	U	1.0	0.12
135-98-8	sec-Butylbenzene	1.0	U	1.0	0.13
100-42-5	Styrene	1.0	U	1.0	0.11
994-05-8	Tert-amyl-methyl ether (TAME)	5.0	U	5.0	0.067
75-65-0	tert-Butyl alcohol	20	U	20	3.9
98-06-6	tert-Butylbenzene	1.0	U	1.0	0.13
127-18-4	Tetrachloroethene	1.0	U	1.0	0.29
108-88-3	Toluene	1.0	U	1.0	0.13
156-60-5	trans-1,2-Dichloroethene	1.0	U	1.0	0.19
10061-02-6	trans-1,3-Dichloropropene	1.0	U	1.0	0.19
79-01-6	Trichloroethene	0.93	J	1.0	0.17
75-69-4	Trichlorofluoromethane	1.0	U	1.0	0.21
108-05-4	Vinyl acetate	2.0	U	2.0	0.19
75-01-4	Vinyl chloride	0.50	U	0.50	0.22

FORM I
GC/MS VOA ORGANICS ANALYSIS DATA SHEET

Lab Name: TestAmerica Canton | Job No.: 240-38336-1

SDG No.:

Client Sample ID: MSA-SW43C-061014 | Lab Sample ID: 240-38336-27

Matrix: Water | Lab File ID: UXR4188.D

Analysis Method: 8260B | Date Collected: 06/10/2014 12:36

Sample wt/vol: 5(mL) | Date Analyzed: 06/21/2014 19:57

Soil Aliquot Vol: | Dilution Factor: 1

Soil Extract Vol.: | GC Column: DB-624 ID: 0.18(mm)

% Moisture: | Level: (low/med) Low

Analysis Batch No.: 135652 | Units: ug/L

CAS NO.	COMPOUND NAME	RESULT	Q	RL	MDL
1330-20-7	Xylenes, Total	2.0	U	2.0	0.14

CAS NO.	SURROGATE	%REC	Q	LIMITS
17060-07-0	1,2-Dichloroethane-d4 (Surr)	83		63-129
460-00-4	4-Bromofluorobenzene (Surr)	84		66-120
1868-53-7	Dibromofluoromethane (Surr)	90		75-121
2037-26-5	Toluene-d8 (Surr)	86		74-120

FORM I
GC/MS VOA ORGANICS ANALYSIS DATA SHEET

Lab Name: TestAmerica Canton | Job No.: 240-38336-1

SDG No.:

Client Sample ID: MSA-SW43D-061014 | Lab Sample ID: 240-38336-28

Matrix: Water | Lab File ID: UXR4189.D

Analysis Method: 8260B | Date Collected: 06/10/2014 12:39

Sample wt/vol: 5(mL) | Date Analyzed: 06/21/2014 20:20

Soil Aliquot Vol: | Dilution Factor: 1

Soil Extract Vol.: | GC Column: DB-624 ID: 0.18(mm)

% Moisture: | Level: (low/med) Low

Analysis Batch No.: 135652 | Units: ug/L

CAS NO.	COMPOUND NAME	RESULT	Q	RL	MDL
630-20-6	1,1,1,2-Tetrachloroethane	1.0	U	1.0	0.23
71-55-6	1,1,1-Trichloroethane	1.0	U	1.0	0.22
79-34-5	1,1,2,2-Tetrachloroethane	1.0	U	1.0	0.18
76-13-1	1,1,2-Trichloro-1,2,2-trichfluoroeth ane	1.0	U	1.0	0.28
75-34-3	1,1-Dichloroethane	1.0	U	1.0	0.15
75-35-4	1,1-Dichloroethene	1.0	U	1.0	0.19
563-58-6	1,1-Dichloropropene	1.0	U	1.0	0.13
87-61-6	1,2,3-Trichlorobenzene	1.0	U	1.0	0.17
96-18-4	1,2,3-Trichloropropane	1.0	U	1.0	0.43
526-73-8	1,2,3-Trimethylbenzene	5.0	U	5.0	0.0059
120-82-1	1,2,4-Trichlorobenzene	1.0	U	1.0	0.15
95-63-6	1,2,4-Trimethylbenzene	1.0	U	1.0	0.12
96-12-8	1,2-Dibromo-3-Chloropropane	5.0	U	5.0	0.67
106-93-4	1,2-Dibromoethane	1.0	U	1.0	0.24
95-50-1	1,2-Dichlorobenzene	1.0	U	1.0	0.13
107-06-2	1,2-Dichloroethane	1.0	U	1.0	0.22
78-87-5	1,2-Dichloropropane	1.0	U	1.0	0.18
541-73-1	1,3-Dichlorobenzene	1.0	U	1.0	0.14
142-28-9	1,3-Dichloropropane	1.0	U	1.0	0.16
106-46-7	1,4-Dichlorobenzene	1.0	U	1.0	0.13
594-20-7	2,2-Dichloropropane	1.0	U	1.0	0.13
78-93-3	2-Butanone	5.0	U	5.0	0.57
110-75-8	2-Chloroethyl vinyl ether	10	U	10	0.99
95-49-8	2-Chlorotoluene	1.0	U	1.0	0.11
591-78-6	2-Hexanone	5.0	U	5.0	0.41
106-43-4	4-Chlorotoluene	1.0	U	1.0	0.18
108-10-1	4-Methyl-2-pentanone	5.0	U	5.0	0.32
67-64-1	Acetone	3.1	J B	5.0	1.1
71-43-2	Benzene	1.0	U	1.0	0.13
108-86-1	Bromobenzene	1.0	U	1.0	0.13
74-97-5	Bromochloromethane	1.0	U	1.0	0.29
75-27-4	Bromodichloromethane	1.0	U	1.0	0.15
75-25-2	Bromoform	1.0	U	1.0	0.64
74-83-9	Bromomethane	1.0	U	1.0	0.41
75-15-0	Carbon disulfide	1.0	U	1.0	0.13

FORM I
GC/MS VOA ORGANICS ANALYSIS DATA SHEET

Lab Name: TestAmerica Canton | Job No.: 240-38336-1

SDG No.:

Client Sample ID: MSA-SW43D-061014 | Lab Sample ID: 240-38336-28

Matrix: Water | Lab File ID: UXR4189.D

Analysis Method: 8260B | Date Collected: 06/10/2014 12:39

Sample wt/vol: 5(mL) | Date Analyzed: 06/21/2014 20:20

Soil Aliquot Vol: | Dilution Factor: 1

Soil Extract Vol.: | GC Column: DB-624 ID: 0.18(mm)

% Moisture: | Level: (low/med) Low

Analysis Batch No.: 135652 | Units: ug/L

CAS NO.	COMPOUND NAME	RESULT	Q	RL	MDL
56-23-5	Carbon tetrachloride	1.0	U	1.0	0.13
108-90-7	Chlorobenzene	1.0	U	1.0	0.15
75-00-3	Chloroethane	1.0	U *	1.0	0.29
67-66-3	Chloroform	1.0	U	1.0	0.16
74-87-3	Chloromethane	1.0	U	1.0	0.30
156-59-2	cis-1,2-Dichloroethene	0.46	J	1.0	0.17
10061-01-5	cis-1,3-Dichloropropene	1.0	U	1.0	0.14
124-48-1	Dibromochloromethane	1.0	U	1.0	0.18
74-95-3	Dibromomethane	1.0	U	1.0	0.28
75-71-8	Dichlorodifluoromethane	1.0	U	1.0	0.31
108-20-3	Diisopropyl ether	5.0	U	5.0	1.5
100-41-4	Ethylbenzene	1.0	U	1.0	0.17
637-92-3	Ethyl-t-butyl ether (ETBE)	5.0	U	5.0	0.11
87-68-3	Hexachlorobutadiene	1.0	U	1.0	0.30
98-82-8	Isopropylbenzene	1.0	U	1.0	0.13
1634-04-4	Methyl tert-butyl ether	1.0	U	1.0	0.17
75-09-2	Methylene Chloride	1.0	U	1.0	0.33
179601-23-1	m-Xylene & p-Xylene	2.0	U	2.0	0.24
91-20-3	Naphthalene	1.0	U	1.0	0.24
104-51-8	n-Butylbenzene	1.0	U	1.0	0.12
103-65-1	n-Propylbenzene	1.0	U	1.0	0.14
95-47-6	o-Xylene	1.0	U	1.0	0.14
99-87-6	p-Isopropyltoluene	1.0	U	1.0	0.12
135-98-8	sec-Butylbenzene	1.0	U	1.0	0.13
100-42-5	Styrene	1.0	U	1.0	0.11
994-05-8	Tert-amyl-methyl ether (TAME)	5.0	U	5.0	0.067
75-65-0	tert-Butyl alcohol	20	U	20	3.9
98-06-6	tert-Butylbenzene	1.0	U	1.0	0.13
127-18-4	Tetrachloroethene	1.0	U	1.0	0.29
108-88-3	Toluene	1.0	U	1.0	0.13
156-60-5	trans-1,2-Dichloroethene	1.0	U	1.0	0.19
10061-02-6	trans-1,3-Dichloropropene	1.0	U	1.0	0.19
79-01-6	Trichloroethene	0.67	J	1.0	0.17
75-69-4	Trichlorofluoromethane	1.0	U	1.0	0.21
108-05-4	Vinyl acetate	2.0	U	2.0	0.19
75-01-4	Vinyl chloride	0.50	U	0.50	0.22

FORM I
GC/MS VOA ORGANICS ANALYSIS DATA SHEET

Lab Name: TestAmerica Canton | Job No.: 240-38336-1

SDG No.:

Client Sample ID: MSA-SW43D-061014 | Lab Sample ID: 240-38336-28

Matrix: Water | Lab File ID: UXR4189.D

Analysis Method: 8260B | Date Collected: 06/10/2014 12:39

Sample wt/vol: 5(mL) | Date Analyzed: 06/21/2014 20:20

Soil Aliquot Vol: | Dilution Factor: 1

Soil Extract Vol.: | GC Column: DB-624 ID: 0.18(mm)

% Moisture: | Level: (low/med) Low

Analysis Batch No.: 135652 | Units: ug/L

CAS NO.	COMPOUND NAME	RESULT	Q	RL	MDL
1330-20-7	Xylenes, Total	2.0	U	2.0	0.14

CAS NO.	SURROGATE	%REC	Q	LIMITS
17060-07-0	1,2-Dichloroethane-d4 (Surr)	83		63-129
460-00-4	4-Bromofluorobenzene (Surr)	84		66-120
1868-53-7	Dibromofluoromethane (Surr)	87		75-121
2037-26-5	Toluene-d8 (Surr)	84		74-120

FORM I
GC/MS VOA ORGANICS ANALYSIS DATA SHEET

Lab Name: TestAmerica Canton | Job No.: 240-38336-1

SDG No.:

Client Sample ID: MSA-SW44A-061014 | Lab Sample ID: 240-38336-29

Matrix: Water | Lab File ID: UXR4190.D

Analysis Method: 8260B | Date Collected: 06/10/2014 12:10

Sample wt/vol: 5(mL) | Date Analyzed: 06/21/2014 20:42

Soil Aliquot Vol: | Dilution Factor: 1

Soil Extract Vol.: | GC Column: DB-624 ID: 0.18(mm)

% Moisture: | Level: (low/med) Low

Analysis Batch No.: 135652 | Units: ug/L

CAS NO.	COMPOUND NAME	RESULT	Q	RL	MDL
630-20-6	1,1,1,2-Tetrachloroethane	1.0	U	1.0	0.23
71-55-6	1,1,1-Trichloroethane	1.0	U	1.0	0.22
79-34-5	1,1,2,2-Tetrachloroethane	1.0	U	1.0	0.18
76-13-1	1,1,2-Trichloro-1,2,2-trichfluoroeth ane	1.0	U	1.0	0.28
75-34-3	1,1-Dichloroethane	1.0	U	1.0	0.15
75-35-4	1,1-Dichloroethene	1.0	U	1.0	0.19
563-58-6	1,1-Dichloropropene	1.0	U	1.0	0.13
87-61-6	1,2,3-Trichlorobenzene	1.0	U	1.0	0.17
96-18-4	1,2,3-Trichloropropane	1.0	U	1.0	0.43
526-73-8	1,2,3-Trimethylbenzene	5.0	U	5.0	0.0059
120-82-1	1,2,4-Trichlorobenzene	1.0	U	1.0	0.15
95-63-6	1,2,4-Trimethylbenzene	1.0	U	1.0	0.12
96-12-8	1,2-Dibromo-3-Chloropropane	5.0	U	5.0	0.67
106-93-4	1,2-Dibromoethane	1.0	U	1.0	0.24
95-50-1	1,2-Dichlorobenzene	1.0	U	1.0	0.13
107-06-2	1,2-Dichloroethane	1.0	U	1.0	0.22
78-87-5	1,2-Dichloropropane	1.0	U	1.0	0.18
541-73-1	1,3-Dichlorobenzene	1.0	U	1.0	0.14
142-28-9	1,3-Dichloropropane	1.0	U	1.0	0.16
106-46-7	1,4-Dichlorobenzene	1.0	U	1.0	0.13
594-20-7	2,2-Dichloropropane	1.0	U	1.0	0.13
78-93-3	2-Butanone	5.0	U	5.0	0.57
110-75-8	2-Chloroethyl vinyl ether	10	U	10	0.99
95-49-8	2-Chlorotoluene	1.0	U	1.0	0.11
591-78-6	2-Hexanone	5.0	U	5.0	0.41
106-43-4	4-Chlorotoluene	1.0	U	1.0	0.18
108-10-1	4-Methyl-2-pentanone	5.0	U	5.0	0.32
67-64-1	Acetone	1.5	J B	5.0	1.1
71-43-2	Benzene	1.0	U	1.0	0.13
108-86-1	Bromobenzene	1.0	U	1.0	0.13
74-97-5	Bromochloromethane	1.0	U	1.0	0.29
75-27-4	Bromodichloromethane	1.0	U	1.0	0.15
75-25-2	Bromoform	1.0	U	1.0	0.64
74-83-9	Bromomethane	1.0	U	1.0	0.41
75-15-0	Carbon disulfide	1.0	U	1.0	0.13

FORM I
GC/MS VOA ORGANICS ANALYSIS DATA SHEET

Lab Name: TestAmerica Canton | Job No.: 240-38336-1

SDG No.:

Client Sample ID: MSA-SW44A-061014 | Lab Sample ID: 240-38336-29

Matrix: Water | Lab File ID: UXR4190.D

Analysis Method: 8260B | Date Collected: 06/10/2014 12:10

Sample wt/vol: 5(mL) | Date Analyzed: 06/21/2014 20:42

Soil Aliquot Vol: | Dilution Factor: 1

Soil Extract Vol.: | GC Column: DB-624 ID: 0.18(mm)

% Moisture: | Level: (low/med) Low

Analysis Batch No.: 135652 | Units: ug/L

CAS NO.	COMPOUND NAME	RESULT	Q	RL	MDL
56-23-5	Carbon tetrachloride	1.0	U	1.0	0.13
108-90-7	Chlorobenzene	1.0	U	1.0	0.15
75-00-3	Chloroethane	1.0	U *	1.0	0.29
67-66-3	Chloroform	1.0	U	1.0	0.16
74-87-3	Chloromethane	1.0	U	1.0	0.30
156-59-2	cis-1,2-Dichloroethene	0.35	J	1.0	0.17
10061-01-5	cis-1,3-Dichloropropene	1.0	U	1.0	0.14
124-48-1	Dibromochloromethane	1.0	U	1.0	0.18
74-95-3	Dibromomethane	1.0	U	1.0	0.28
75-71-8	Dichlorodifluoromethane	1.0	U	1.0	0.31
108-20-3	Diisopropyl ether	5.0	U	5.0	1.5
100-41-4	Ethylbenzene	1.0	U	1.0	0.17
637-92-3	Ethyl-t-butyl ether (ETBE)	5.0	U	5.0	0.11
87-68-3	Hexachlorobutadiene	1.0	U	1.0	0.30
98-82-8	Isopropylbenzene	1.0	U	1.0	0.13
1634-04-4	Methyl tert-butyl ether	1.0	U	1.0	0.17
75-09-2	Methylene Chloride	1.0	U	1.0	0.33
179601-23-1	m-Xylene & p-Xylene	2.0	U	2.0	0.24
91-20-3	Naphthalene	1.0	U	1.0	0.24
104-51-8	n-Butylbenzene	1.0	U	1.0	0.12
103-65-1	n-Propylbenzene	1.0	U	1.0	0.14
95-47-6	o-Xylene	1.0	U	1.0	0.14
99-87-6	p-Isopropyltoluene	1.0	U	1.0	0.12
135-98-8	sec-Butylbenzene	1.0	U	1.0	0.13
100-42-5	Styrene	1.0	U	1.0	0.11
994-05-8	Tert-amyl-methyl ether (TAME)	5.0	U	5.0	0.067
75-65-0	tert-Butyl alcohol	20	U	20	3.9
98-06-6	tert-Butylbenzene	1.0	U	1.0	0.13
127-18-4	Tetrachloroethene	1.0	U	1.0	0.29
108-88-3	Toluene	1.0	U	1.0	0.13
156-60-5	trans-1,2-Dichloroethene	1.0	U	1.0	0.19
10061-02-6	trans-1,3-Dichloropropene	1.0	U	1.0	0.19
79-01-6	Trichloroethene	0.39	J	1.0	0.17
75-69-4	Trichlorofluoromethane	1.0	U	1.0	0.21
108-05-4	Vinyl acetate	2.0	U	2.0	0.19
75-01-4	Vinyl chloride	0.50	U	0.50	0.22

FORM I
GC/MS VOA ORGANICS ANALYSIS DATA SHEET

Lab Name: TestAmerica Canton | Job No.: 240-38336-1

SDG No.:

Client Sample ID: MSA-SW44A-061014 | Lab Sample ID: 240-38336-29

Matrix: Water | Lab File ID: UXR4190.D

Analysis Method: 8260B | Date Collected: 06/10/2014 12:10

Sample wt/vol: 5(mL) | Date Analyzed: 06/21/2014 20:42

Soil Aliquot Vol: | Dilution Factor: 1

Soil Extract Vol.: | GC Column: DB-624 ID: 0.18(mm)

% Moisture: | Level: (low/med) Low

Analysis Batch No.: 135652 | Units: ug/L

CAS NO.	COMPOUND NAME	RESULT	Q	RL	MDL
1330-20-7	Xylenes, Total	2.0	U	2.0	0.14

CAS NO.	SURROGATE	%REC	Q	LIMITS
17060-07-0	1,2-Dichloroethane-d4 (Surr)	85		63-129
460-00-4	4-Bromofluorobenzene (Surr)	82		66-120
1868-53-7	Dibromofluoromethane (Surr)	89		75-121
2037-26-5	Toluene-d8 (Surr)	84		74-120

FORM I
GC/MS VOA ORGANICS ANALYSIS DATA SHEET

Lab Name: TestAmerica Canton | Job No.: 240-38336-1

SDG No.:

Client Sample ID: MSA-SW44B-061014 | Lab Sample ID: 240-38336-30

Matrix: Water | Lab File ID: UXR4191.D

Analysis Method: 8260B | Date Collected: 06/10/2014 12:15

Sample wt/vol: 5(mL) | Date Analyzed: 06/21/2014 21:05

Soil Aliquot Vol: | Dilution Factor: 1

Soil Extract Vol.: | GC Column: DB-624 ID: 0.18(mm)

% Moisture: | Level: (low/med) Low

Analysis Batch No.: 135652 | Units: ug/L

CAS NO.	COMPOUND NAME	RESULT	Q	RL	MDL
630-20-6	1,1,1,2-Tetrachloroethane	1.0	U	1.0	0.23
71-55-6	1,1,1-Trichloroethane	1.0	U	1.0	0.22
79-34-5	1,1,2,2-Tetrachloroethane	1.0	U	1.0	0.18
76-13-1	1,1,2-Trichloro-1,2,2-trichfluoroeth ane	1.0	U	1.0	0.28
75-34-3	1,1-Dichloroethane	1.0	U	1.0	0.15
75-35-4	1,1-Dichloroethene	1.0	U	1.0	0.19
563-58-6	1,1-Dichloropropene	1.0	U	1.0	0.13
87-61-6	1,2,3-Trichlorobenzene	1.0	U	1.0	0.17
96-18-4	1,2,3-Trichloropropane	1.0	U	1.0	0.43
526-73-8	1,2,3-Trimethylbenzene	5.0	U	5.0	0.0059
120-82-1	1,2,4-Trichlorobenzene	1.0	U	1.0	0.15
95-63-6	1,2,4-Trimethylbenzene	1.0	U	1.0	0.12
96-12-8	1,2-Dibromo-3-Chloropropane	5.0	U	5.0	0.67
106-93-4	1,2-Dibromoethane	1.0	U	1.0	0.24
95-50-1	1,2-Dichlorobenzene	1.0	U	1.0	0.13
107-06-2	1,2-Dichloroethane	1.0	U	1.0	0.22
78-87-5	1,2-Dichloropropane	1.0	U	1.0	0.18
541-73-1	1,3-Dichlorobenzene	1.0	U	1.0	0.14
142-28-9	1,3-Dichloropropane	1.0	U	1.0	0.16
106-46-7	1,4-Dichlorobenzene	1.0	U	1.0	0.13
594-20-7	2,2-Dichloropropane	1.0	U	1.0	0.13
78-93-3	2-Butanone	5.0	U	5.0	0.57
110-75-8	2-Chloroethyl vinyl ether	10	U	10	0.99
95-49-8	2-Chlorotoluene	1.0	U	1.0	0.11
591-78-6	2-Hexanone	5.0	U	5.0	0.41
106-43-4	4-Chlorotoluene	1.0	U	1.0	0.18
108-10-1	4-Methyl-2-pentanone	5.0	U	5.0	0.32
67-64-1	Acetone	5.0	U	5.0	1.1
71-43-2	Benzene	1.0	U	1.0	0.13
108-86-1	Bromobenzene	1.0	U	1.0	0.13
74-97-5	Bromochloromethane	1.0	U	1.0	0.29
75-27-4	Bromodichloromethane	1.0	U	1.0	0.15
75-25-2	Bromoform	1.0	U	1.0	0.64
74-83-9	Bromomethane	1.0	U	1.0	0.41
75-15-0	Carbon disulfide	1.0	U	1.0	0.13

FORM I
GC/MS VOA ORGANICS ANALYSIS DATA SHEET

Lab Name: TestAmerica Canton | Job No.: 240-38336-1

SDG No.:

Client Sample ID: MSA-SW44B-061014 | Lab Sample ID: 240-38336-30

Matrix: Water | Lab File ID: UXR4191.D

Analysis Method: 8260B | Date Collected: 06/10/2014 12:15

Sample wt/vol: 5(mL) | Date Analyzed: 06/21/2014 21:05

Soil Aliquot Vol: | Dilution Factor: 1

Soil Extract Vol.: | GC Column: DB-624 ID: 0.18(mm)

% Moisture: | Level: (low/med) Low

Analysis Batch No.: 135652 | Units: ug/L

CAS NO.	COMPOUND NAME	RESULT	Q	RL	MDL
56-23-5	Carbon tetrachloride	1.0	U	1.0	0.13
108-90-7	Chlorobenzene	1.0	U	1.0	0.15
75-00-3	Chloroethane	1.0	U *	1.0	0.29
67-66-3	Chloroform	1.0	U	1.0	0.16
74-87-3	Chloromethane	1.0	U	1.0	0.30
156-59-2	cis-1,2-Dichloroethene	0.41	J	1.0	0.17
10061-01-5	cis-1,3-Dichloropropene	1.0	U	1.0	0.14
124-48-1	Dibromochloromethane	1.0	U	1.0	0.18
74-95-3	Dibromomethane	1.0	U	1.0	0.28
75-71-8	Dichlorodifluoromethane	1.0	U	1.0	0.31
108-20-3	Diisopropyl ether	5.0	U	5.0	1.5
100-41-4	Ethylbenzene	1.0	U	1.0	0.17
637-92-3	Ethyl-t-butyl ether (ETBE)	5.0	U	5.0	0.11
87-68-3	Hexachlorobutadiene	1.0	U	1.0	0.30
98-82-8	Isopropylbenzene	1.0	U	1.0	0.13
1634-04-4	Methyl tert-butyl ether	1.0	U	1.0	0.17
75-09-2	Methylene Chloride	1.0	U	1.0	0.33
179601-23-1	m-Xylene & p-Xylene	2.0	U	2.0	0.24
91-20-3	Naphthalene	1.0	U	1.0	0.24
104-51-8	n-Butylbenzene	1.0	U	1.0	0.12
103-65-1	n-Propylbenzene	1.0	U	1.0	0.14
95-47-6	o-Xylene	1.0	U	1.0	0.14
99-87-6	p-Isopropyltoluene	1.0	U	1.0	0.12
135-98-8	sec-Butylbenzene	1.0	U	1.0	0.13
100-42-5	Styrene	1.0	U	1.0	0.11
994-05-8	Tert-amyl-methyl ether (TAME)	5.0	U	5.0	0.067
75-65-0	tert-Butyl alcohol	20	U	20	3.9
98-06-6	tert-Butylbenzene	1.0	U	1.0	0.13
127-18-4	Tetrachloroethene	1.0	U	1.0	0.29
108-88-3	Toluene	1.0	U	1.0	0.13
156-60-5	trans-1,2-Dichloroethene	1.0	U	1.0	0.19
10061-02-6	trans-1,3-Dichloropropene	1.0	U	1.0	0.19
79-01-6	Trichloroethene	0.65	J	1.0	0.17
75-69-4	Trichlorofluoromethane	1.0	U	1.0	0.21
108-05-4	Vinyl acetate	2.0	U	2.0	0.19
75-01-4	Vinyl chloride	0.50	U	0.50	0.22

FORM I
GC/MS VOA ORGANICS ANALYSIS DATA SHEET

Lab Name: TestAmerica Canton | Job No.: 240-38336-1

SDG No.:

Client Sample ID: MSA-SW44B-061014 | Lab Sample ID: 240-38336-30

Matrix: Water | Lab File ID: UXR4191.D

Analysis Method: 8260B | Date Collected: 06/10/2014 12:15

Sample wt/vol: 5(mL) | Date Analyzed: 06/21/2014 21:05

Soil Aliquot Vol: | Dilution Factor: 1

Soil Extract Vol.: | GC Column: DB-624 ID: 0.18(mm)

% Moisture: | Level: (low/med) Low

Analysis Batch No.: 135652 | Units: ug/L

CAS NO.	COMPOUND NAME	RESULT	Q	RL	MDL
1330-20-7	Xylenes, Total	2.0	U	2.0	0.14

CAS NO.	SURROGATE	%REC	Q	LIMITS
17060-07-0	1,2-Dichloroethane-d4 (Surr)	84		63-129
460-00-4	4-Bromofluorobenzene (Surr)	82		66-120
1868-53-7	Dibromofluoromethane (Surr)	84		75-121
2037-26-5	Toluene-d8 (Surr)	86		74-120

FORM I
GC/MS VOA ORGANICS ANALYSIS DATA SHEET

Lab Name: TestAmerica Canton Job No.: 240-38336-1

SDG No.:

Client Sample ID: MSA-SW44C-061014 Lab Sample ID: 240-38336-31

Matrix: Water Lab File ID: UXR4192.D

Analysis Method: 8260B Date Collected: 06/10/2014 12:20

Sample wt/vol: 5(mL) Date Analyzed: 06/21/2014 21:28

Soil Aliquot Vol: Dilution Factor: 1

Soil Extract Vol.: GC Column: DB-624 ID: 0.18(mm)

% Moisture: Level: (low/med) Low

Analysis Batch No.: 135652 Units: ug/L

CAS NO.	COMPOUND NAME	RESULT	Q	RL	MDL
630-20-6	1,1,1,2-Tetrachloroethane	1.0	U	1.0	0.23
71-55-6	1,1,1-Trichloroethane	1.0	U	1.0	0.22
79-34-5	1,1,2,2-Tetrachloroethane	1.0	U	1.0	0.18
76-13-1	1,1,2-Trichloro-1,2,2-trichfluoroeth ane	1.0	U	1.0	0.28
75-34-3	1,1-Dichloroethane	1.0	U	1.0	0.15
75-35-4	1,1-Dichloroethene	1.0	U	1.0	0.19
563-58-6	1,1-Dichloropropene	1.0	U	1.0	0.13
87-61-6	1,2,3-Trichlorobenzene	1.0	U	1.0	0.17
96-18-4	1,2,3-Trichloropropane	1.0	U	1.0	0.43
526-73-8	1,2,3-Trimethylbenzene	5.0	U	5.0	0.0059
120-82-1	1,2,4-Trichlorobenzene	1.0	U	1.0	0.15
95-63-6	1,2,4-Trimethylbenzene	1.0	U	1.0	0.12
96-12-8	1,2-Dibromo-3-Chloropropane	5.0	U	5.0	0.67
106-93-4	1,2-Dibromoethane	1.0	U	1.0	0.24
95-50-1	1,2-Dichlorobenzene	1.0	U	1.0	0.13
107-06-2	1,2-Dichloroethane	1.0	U	1.0	0.22
78-87-5	1,2-Dichloropropane	1.0	U	1.0	0.18
541-73-1	1,3-Dichlorobenzene	1.0	U	1.0	0.14
142-28-9	1,3-Dichloropropane	1.0	U	1.0	0.16
106-46-7	1,4-Dichlorobenzene	1.0	U	1.0	0.13
594-20-7	2,2-Dichloropropane	1.0	U	1.0	0.13
78-93-3	2-Butanone	5.0	U	5.0	0.57
110-75-8	2-Chloroethyl vinyl ether	10	U	10	0.99
95-49-8	2-Chlorotoluene	1.0	U	1.0	0.11
591-78-6	2-Hexanone	5.0	U	5.0	0.41
106-43-4	4-Chlorotoluene	1.0	U	1.0	0.18
108-10-1	4-Methyl-2-pentanone	5.0	U	5.0	0.32
67-64-1	Acetone	1.7	J B	5.0	1.1
71-43-2	Benzene	1.0	U	1.0	0.13
108-86-1	Bromobenzene	1.0	U	1.0	0.13
74-97-5	Bromochloromethane	1.0	U	1.0	0.29
75-27-4	Bromodichloromethane	1.0	U	1.0	0.15
75-25-2	Bromoform	1.0	U	1.0	0.64
74-83-9	Bromomethane	1.0	U	1.0	0.41
75-15-0	Carbon disulfide	1.0	U	1.0	0.13

FORM I
GC/MS VOA ORGANICS ANALYSIS DATA SHEET

Lab Name: TestAmerica Canton Job No.: 240-38336-1

SDG No.:

Client Sample ID: MSA-SW44C-061014 Lab Sample ID: 240-38336-31

Matrix: Water Lab File ID: UXR4192.D

Analysis Method: 8260B Date Collected: 06/10/2014 12:20

Sample wt/vol: 5(mL) Date Analyzed: 06/21/2014 21:28

Soil Aliquot Vol: Dilution Factor: 1

Soil Extract Vol.: GC Column: DB-624 ID: 0.18(mm)

% Moisture: Level: (low/med) Low

Analysis Batch No.: 135652 Units: ug/L

CAS NO.	COMPOUND NAME	RESULT	Q	RL	MDL
56-23-5	Carbon tetrachloride	1.0	U	1.0	0.13
108-90-7	Chlorobenzene	1.0	U	1.0	0.15
75-00-3	Chloroethane	1.0	U *	1.0	0.29
67-66-3	Chloroform	1.0	U	1.0	0.16
74-87-3	Chloromethane	1.0	U	1.0	0.30
156-59-2	cis-1,2-Dichloroethene	0.41	J	1.0	0.17
10061-01-5	cis-1,3-Dichloropropene	1.0	U	1.0	0.14
124-48-1	Dibromochloromethane	1.0	U	1.0	0.18
74-95-3	Dibromomethane	1.0	U	1.0	0.28
75-71-8	Dichlorodifluoromethane	1.0	U	1.0	0.31
108-20-3	Diisopropyl ether	5.0	U	5.0	1.5
100-41-4	Ethylbenzene	1.0	U	1.0	0.17
637-92-3	Ethyl-t-butyl ether (ETBE)	5.0	U	5.0	0.11
87-68-3	Hexachlorobutadiene	1.0	U	1.0	0.30
98-82-8	Isopropylbenzene	1.0	U	1.0	0.13
1634-04-4	Methyl tert-butyl ether	1.0	U	1.0	0.17
75-09-2	Methylene Chloride	1.0	U	1.0	0.33
179601-23-1	m-Xylene & p-Xylene	2.0	U	2.0	0.24
91-20-3	Naphthalene	1.0	U	1.0	0.24
104-51-8	n-Butylbenzene	1.0	U	1.0	0.12
103-65-1	n-Propylbenzene	1.0	U	1.0	0.14
95-47-6	o-Xylene	1.0	U	1.0	0.14
99-87-6	p-Isopropyltoluene	1.0	U	1.0	0.12
135-98-8	sec-Butylbenzene	1.0	U	1.0	0.13
100-42-5	Styrene	1.0	U	1.0	0.11
994-05-8	Tert-amyl-methyl ether (TAME)	5.0	U	5.0	0.067
75-65-0	tert-Butyl alcohol	20	U	20	3.9
98-06-6	tert-Butylbenzene	1.0	U	1.0	0.13
127-18-4	Tetrachloroethene	1.0	U	1.0	0.29
108-88-3	Toluene	1.0	U	1.0	0.13
156-60-5	trans-1,2-Dichloroethene	1.0	U	1.0	0.19
10061-02-6	trans-1,3-Dichloropropene	1.0	U	1.0	0.19
79-01-6	Trichloroethene	0.56	J	1.0	0.17
75-69-4	Trichlorofluoromethane	1.0	U	1.0	0.21
108-05-4	Vinyl acetate	2.0	U	2.0	0.19
75-01-4	Vinyl chloride	0.50	U	0.50	0.22

FORM I
GC/MS VOA ORGANICS ANALYSIS DATA SHEET

Lab Name: TestAmerica Canton | Job No.: 240-38336-1

SDG No.:

Client Sample ID: MSA-SW44C-061014 | Lab Sample ID: 240-38336-31

Matrix: Water | Lab File ID: UXR4192.D

Analysis Method: 8260B | Date Collected: 06/10/2014 12:20

Sample wt/vol: 5(mL) | Date Analyzed: 06/21/2014 21:28

Soil Aliquot Vol: | Dilution Factor: 1

Soil Extract Vol.: | GC Column: DB-624 ID: 0.18(mm)

% Moisture: | Level: (low/med) Low

Analysis Batch No.: 135652 | Units: ug/L

CAS NO.	COMPOUND NAME	RESULT	Q	RL	MDL
1330-20-7	Xylenes, Total	2.0	U	2.0	0.14

CAS NO.	SURROGATE	%REC	Q	LIMITS
17060-07-0	1,2-Dichloroethane-d4 (Surr)	84		63-129
460-00-4	4-Bromofluorobenzene (Surr)	84		66-120
1868-53-7	Dibromofluoromethane (Surr)	84		75-121
2037-26-5	Toluene-d8 (Surr)	84		74-120

FORM I
GC/MS VOA ORGANICS ANALYSIS DATA SHEET

Lab Name: TestAmerica Canton | Job No.: 240-38336-1

SDG No.:

Client Sample ID: MSA-SW44D-061014 | Lab Sample ID: 240-38336-32

Matrix: Water | Lab File ID: UXR4193.D

Analysis Method: 8260B | Date Collected: 06/10/2014 12:24

Sample wt/vol: 5(mL) | Date Analyzed: 06/21/2014 21:50

Soil Aliquot Vol: | Dilution Factor: 1

Soil Extract Vol.: | GC Column: DB-624 ID: 0.18(mm)

% Moisture: | Level: (low/med) Low

Analysis Batch No.: 135652 | Units: ug/L

CAS NO.	COMPOUND NAME	RESULT	Q	RL	MDL
630-20-6	1,1,1,2-Tetrachloroethane	1.0	U	1.0	0.23
71-55-6	1,1,1-Trichloroethane	1.0	U	1.0	0.22
79-34-5	1,1,2,2-Tetrachloroethane	1.0	U	1.0	0.18
76-13-1	1,1,2-Trichloro-1,2,2-trichfluoroeth ane	1.0	U	1.0	0.28
75-34-3	1,1-Dichloroethane	1.0	U	1.0	0.15
75-35-4	1,1-Dichloroethene	1.0	U	1.0	0.19
563-58-6	1,1-Dichloropropene	1.0	U	1.0	0.13
87-61-6	1,2,3-Trichlorobenzene	1.0	U	1.0	0.17
96-18-4	1,2,3-Trichloropropane	1.0	U	1.0	0.43
526-73-8	1,2,3-Trimethylbenzene	5.0	U	5.0	0.0059
120-82-1	1,2,4-Trichlorobenzene	1.0	U	1.0	0.15
95-63-6	1,2,4-Trimethylbenzene	1.0	U	1.0	0.12
96-12-8	1,2-Dibromo-3-Chloropropane	5.0	U	5.0	0.67
106-93-4	1,2-Dibromoethane	1.0	U	1.0	0.24
95-50-1	1,2-Dichlorobenzene	1.0	U	1.0	0.13
107-06-2	1,2-Dichloroethane	1.0	U	1.0	0.22
78-87-5	1,2-Dichloropropane	1.0	U	1.0	0.18
541-73-1	1,3-Dichlorobenzene	1.0	U	1.0	0.14
142-28-9	1,3-Dichloropropane	1.0	U	1.0	0.16
106-46-7	1,4-Dichlorobenzene	1.0	U	1.0	0.13
594-20-7	2,2-Dichloropropane	1.0	U	1.0	0.13
78-93-3	2-Butanone	5.0	U	5.0	0.57
110-75-8	2-Chloroethyl vinyl ether	10	U	10	0.99
95-49-8	2-Chlorotoluene	1.0	U	1.0	0.11
591-78-6	2-Hexanone	5.0	U	5.0	0.41
106-43-4	4-Chlorotoluene	1.0	U	1.0	0.18
108-10-1	4-Methyl-2-pentanone	5.0	U	5.0	0.32
67-64-1	Acetone	2.6	J B	5.0	1.1
71-43-2	Benzene	1.0	U	1.0	0.13
108-86-1	Bromobenzene	1.0	U	1.0	0.13
74-97-5	Bromochloromethane	1.0	U	1.0	0.29
75-27-4	Bromodichloromethane	1.0	U	1.0	0.15
75-25-2	Bromoform	1.0	U	1.0	0.64
74-83-9	Bromomethane	1.0	U	1.0	0.41
75-15-0	Carbon disulfide	1.0	U	1.0	0.13

FORM I
GC/MS VOA ORGANICS ANALYSIS DATA SHEET

Lab Name: TestAmerica Canton | Job No.: 240-38336-1

SDG No.:

Client Sample ID: MSA-SW44D-061014 | Lab Sample ID: 240-38336-32

Matrix: Water | Lab File ID: UXR4193.D

Analysis Method: 8260B | Date Collected: 06/10/2014 12:24

Sample wt/vol: 5(mL) | Date Analyzed: 06/21/2014 21:50

Soil Aliquot Vol: | Dilution Factor: 1

Soil Extract Vol.: | GC Column: DB-624 ID: 0.18(mm)

% Moisture: | Level: (low/med) Low

Analysis Batch No.: 135652 | Units: ug/L

CAS NO.	COMPOUND NAME	RESULT	Q	RL	MDL
56-23-5	Carbon tetrachloride	1.0	U	1.0	0.13
108-90-7	Chlorobenzene	1.0	U	1.0	0.15
75-00-3	Chloroethane	1.0	U *	1.0	0.29
67-66-3	Chloroform	1.0	U	1.0	0.16
74-87-3	Chloromethane	1.0	U	1.0	0.30
156-59-2	cis-1,2-Dichloroethene	0.42	J	1.0	0.17
10061-01-5	cis-1,3-Dichloropropene	1.0	U	1.0	0.14
124-48-1	Dibromochloromethane	1.0	U	1.0	0.18
74-95-3	Dibromomethane	1.0	U	1.0	0.28
75-71-8	Dichlorodifluoromethane	1.0	U	1.0	0.31
108-20-3	Diisopropyl ether	5.0	U	5.0	1.5
100-41-4	Ethylbenzene	1.0	U	1.0	0.17
637-92-3	Ethyl-t-butyl ether (ETBE)	5.0	U	5.0	0.11
87-68-3	Hexachlorobutadiene	1.0	U	1.0	0.30
98-82-8	Isopropylbenzene	1.0	U	1.0	0.13
1634-04-4	Methyl tert-butyl ether	1.0	U	1.0	0.17
75-09-2	Methylene Chloride	1.0	U	1.0	0.33
179601-23-1	m-Xylene & p-Xylene	2.0	U	2.0	0.24
91-20-3	Naphthalene	1.0	U	1.0	0.24
104-51-8	n-Butylbenzene	1.0	U	1.0	0.12
103-65-1	n-Propylbenzene	1.0	U	1.0	0.14
95-47-6	o-Xylene	1.0	U	1.0	0.14
99-87-6	p-Isopropyltoluene	1.0	U	1.0	0.12
135-98-8	sec-Butylbenzene	1.0	U	1.0	0.13
100-42-5	Styrene	1.0	U	1.0	0.11
994-05-8	Tert-amyl-methyl ether (TAME)	5.0	U	5.0	0.067
75-65-0	tert-Butyl alcohol	20	U	20	3.9
98-06-6	tert-Butylbenzene	1.0	U	1.0	0.13
127-18-4	Tetrachloroethene	1.0	U	1.0	0.29
108-88-3	Toluene	1.0	U	1.0	0.13
156-60-5	trans-1,2-Dichloroethene	1.0	U	1.0	0.19
10061-02-6	trans-1,3-Dichloropropene	1.0	U	1.0	0.19
79-01-6	Trichloroethene	0.61	J	1.0	0.17
75-69-4	Trichlorofluoromethane	1.0	U	1.0	0.21
108-05-4	Vinyl acetate	2.0	U	2.0	0.19
75-01-4	Vinyl chloride	0.50	U	0.50	0.22

FORM I
GC/MS VOA ORGANICS ANALYSIS DATA SHEET

Lab Name: TestAmerica Canton | Job No.: 240-38336-1

SDG No.:

Client Sample ID: MSA-SW44D-061014 | Lab Sample ID: 240-38336-32

Matrix: Water | Lab File ID: UXR4193.D

Analysis Method: 8260B | Date Collected: 06/10/2014 12:24

Sample wt/vol: 5(mL) | Date Analyzed: 06/21/2014 21:50

Soil Aliquot Vol: | Dilution Factor: 1

Soil Extract Vol.: | GC Column: DB-624 ID: 0.18(mm)

% Moisture: | Level: (low/med) Low

Analysis Batch No.: 135652 | Units: ug/L

CAS NO.	COMPOUND NAME	RESULT	Q	RL	MDL
1330-20-7	Xylenes, Total	2.0	U	2.0	0.14

CAS NO.	SURROGATE	%REC	Q	LIMITS
17060-07-0	1,2-Dichloroethane-d4 (Surr)	82		63-129
460-00-4	4-Bromofluorobenzene (Surr)	81		66-120
1868-53-7	Dibromofluoromethane (Surr)	89		75-121
2037-26-5	Toluene-d8 (Surr)	86		74-120

FORM I
GC/MS VOA ORGANICS ANALYSIS DATA SHEET

Lab Name: TestAmerica Canton | Job No.: 240-38336-1

SDG No.:

Client Sample ID: MSA-SW45A-061014 | Lab Sample ID: 240-38336-33

Matrix: Water | Lab File ID: UXR4194.D

Analysis Method: 8260B | Date Collected: 06/10/2014 11:55

Sample wt/vol: 5(mL) | Date Analyzed: 06/21/2014 22:13

Soil Aliquot Vol: | Dilution Factor: 1

Soil Extract Vol.: | GC Column: DB-624 ID: 0.18(mm)

% Moisture: | Level: (low/med) Low

Analysis Batch No.: 135652 | Units: ug/L

CAS NO.	COMPOUND NAME	RESULT	Q	RL	MDL
630-20-6	1,1,1,2-Tetrachloroethane	1.0	U	1.0	0.23
71-55-6	1,1,1-Trichloroethane	1.0	U	1.0	0.22
79-34-5	1,1,2,2-Tetrachloroethane	1.0	U	1.0	0.18
76-13-1	1,1,2-Trichloro-1,2,2-trichfluoroeth ane	1.0	U	1.0	0.28
75-34-3	1,1-Dichloroethane	1.0	U	1.0	0.15
75-35-4	1,1-Dichloroethene	1.0	U	1.0	0.19
563-58-6	1,1-Dichloropropene	1.0	U	1.0	0.13
87-61-6	1,2,3-Trichlorobenzene	1.0	U	1.0	0.17
96-18-4	1,2,3-Trichloropropane	1.0	U	1.0	0.43
526-73-8	1,2,3-Trimethylbenzene	5.0	U	5.0	0.0059
120-82-1	1,2,4-Trichlorobenzene	1.0	U	1.0	0.15
95-63-6	1,2,4-Trimethylbenzene	1.0	U	1.0	0.12
96-12-8	1,2-Dibromo-3-Chloropropane	5.0	U	5.0	0.67
106-93-4	1,2-Dibromoethane	1.0	U	1.0	0.24
95-50-1	1,2-Dichlorobenzene	1.0	U	1.0	0.13
107-06-2	1,2-Dichloroethane	1.0	U	1.0	0.22
78-87-5	1,2-Dichloropropane	1.0	U	1.0	0.18
541-73-1	1,3-Dichlorobenzene	1.0	U	1.0	0.14
142-28-9	1,3-Dichloropropane	1.0	U	1.0	0.16
106-46-7	1,4-Dichlorobenzene	1.0	U	1.0	0.13
594-20-7	2,2-Dichloropropane	1.0	U	1.0	0.13
78-93-3	2-Butanone	5.0	U	5.0	0.57
110-75-8	2-Chloroethyl vinyl ether	10	U	10	0.99
95-49-8	2-Chlorotoluene	1.0	U	1.0	0.11
591-78-6	2-Hexanone	5.0	U	5.0	0.41
106-43-4	4-Chlorotoluene	1.0	U	1.0	0.18
108-10-1	4-Methyl-2-pentanone	5.0	U	5.0	0.32
67-64-1	Acetone	5.0	U	5.0	1.1
71-43-2	Benzene	1.0	U	1.0	0.13
108-86-1	Bromobenzene	1.0	U	1.0	0.13
74-97-5	Bromochloromethane	1.0	U	1.0	0.29
75-27-4	Bromodichloromethane	1.0	U	1.0	0.15
75-25-2	Bromoform	1.0	U	1.0	0.64
74-83-9	Bromomethane	1.0	U	1.0	0.41
75-15-0	Carbon disulfide	1.0	U	1.0	0.13

FORM I

GC/MS VOA ORGANICS ANALYSIS DATA SHEET

Lab Name: TestAmerica Canton | Job No.: 240-38336-1

SDG No.:

Client Sample ID: MSA-SW45A-061014 | Lab Sample ID: 240-38336-33

Matrix: Water | Lab File ID: UXR4194.D

Analysis Method: 8260B | Date Collected: 06/10/2014 11:55

Sample wt/vol: 5(mL) | Date Analyzed: 06/21/2014 22:13

Soil Aliquot Vol: | Dilution Factor: 1

Soil Extract Vol.: | GC Column: DB-624 ID: 0.18(mm)

% Moisture: | Level: (low/med) Low

Analysis Batch No.: 135652 | Units: ug/L

CAS NO.	COMPOUND NAME	RESULT	Q	RL	MDL
56-23-5	Carbon tetrachloride	1.0	U	1.0	0.13
108-90-7	Chlorobenzene	1.0	U	1.0	0.15
75-00-3	Chloroethane	1.0	U *	1.0	0.29
67-66-3	Chloroform	1.0	U	1.0	0.16
74-87-3	Chloromethane	1.0	U	1.0	0.30
156-59-2	cis-1,2-Dichloroethene	1.0	U	1.0	0.17
10061-01-5	cis-1,3-Dichloropropene	1.0	U	1.0	0.14
124-48-1	Dibromochloromethane	1.0	U	1.0	0.18
74-95-3	Dibromomethane	1.0	U	1.0	0.28
75-71-8	Dichlorodifluoromethane	1.0	U	1.0	0.31
108-20-3	Diisopropyl ether	5.0	U	5.0	1.5
100-41-4	Ethylbenzene	1.0	U	1.0	0.17
637-92-3	Ethyl-t-butyl ether (ETBE)	5.0	U	5.0	0.11
87-68-3	Hexachlorobutadiene	1.0	U	1.0	0.30
98-82-8	Isopropylbenzene	1.0	U	1.0	0.13
1634-04-4	Methyl tert-butyl ether	1.0	U	1.0	0.17
75-09-2	Methylene Chloride	1.0	U	1.0	0.33
179601-23-1	m-Xylene & p-Xylene	2.0	U	2.0	0.24
91-20-3	Naphthalene	1.0	U	1.0	0.24
104-51-8	n-Butylbenzene	1.0	U	1.0	0.12
103-65-1	n-Propylbenzene	1.0	U	1.0	0.14
95-47-6	o-Xylene	1.0	U	1.0	0.14
99-87-6	p-Isopropyltoluene	1.0	U	1.0	0.12
135-98-8	sec-Butylbenzene	1.0	U	1.0	0.13
100-42-5	Styrene	1.0	U	1.0	0.11
994-05-8	Tert-amyl-methyl ether (TAME)	5.0	U	5.0	0.067
75-65-0	tert-Butyl alcohol	20	U	20	3.9
98-06-6	tert-Butylbenzene	1.0	U	1.0	0.13
127-18-4	Tetrachloroethene	1.0	U	1.0	0.29
108-88-3	Toluene	1.0	U	1.0	0.13
156-60-5	trans-1,2-Dichloroethene	1.0	U	1.0	0.19
10061-02-6	trans-1,3-Dichloropropene	1.0	U	1.0	0.19
79-01-6	Trichloroethene	0.31	J	1.0	0.17
75-69-4	Trichlorofluoromethane	1.0	U	1.0	0.21
108-05-4	Vinyl acetate	2.0	U	2.0	0.19
75-01-4	Vinyl chloride	0.50	U	0.50	0.22

FORM I
GC/MS VOA ORGANICS ANALYSIS DATA SHEET

Lab Name: TestAmerica Canton | Job No.: 240-38336-1

SDG No.:

Client Sample ID: MSA-SW45A-061014 | Lab Sample ID: 240-38336-33

Matrix: Water | Lab File ID: UXR4194.D

Analysis Method: 8260B | Date Collected: 06/10/2014 11:55

Sample wt/vol: 5(mL) | Date Analyzed: 06/21/2014 22:13

Soil Aliquot Vol: | Dilution Factor: 1

Soil Extract Vol.: | GC Column: DB-624 ID: 0.18(mm)

% Moisture: | Level: (low/med) Low

Analysis Batch No.: 135652 | Units: ug/L

CAS NO.	COMPOUND NAME	RESULT	Q	RL	MDL
1330-20-7	Xylenes, Total	2.0	U	2.0	0.14

CAS NO.	SURROGATE	%REC	Q	LIMITS
17060-07-0	1,2-Dichloroethane-d4 (Surr)	84		63-129
460-00-4	4-Bromofluorobenzene (Surr)	82		66-120
1868-53-7	Dibromofluoromethane (Surr)	88		75-121
2037-26-5	Toluene-d8 (Surr)	84		74-120

FORM I

GC/MS VOA ORGANICS ANALYSIS DATA SHEET

Lab Name: TestAmerica Canton | Job No.: 240-38336-1

SDG No.:

Client Sample ID: MSA-SW45B-061014 | Lab Sample ID: 240-38336-34

Matrix: Water | Lab File ID: UXR4195.D

Analysis Method: 8260B | Date Collected: 06/10/2014 11:59

Sample wt/vol: 5(mL) | Date Analyzed: 06/21/2014 22:35

Soil Aliquot Vol: | Dilution Factor: 1

Soil Extract Vol.: | GC Column: DB-624 ID: 0.18(mm)

% Moisture: | Level: (low/med) Low

Analysis Batch No.: 135652 | Units: ug/L

CAS NO.	COMPOUND NAME	RESULT	Q	RL	MDL
630-20-6	1,1,1,2-Tetrachloroethane	1.0	U	1.0	0.23
71-55-6	1,1,1-Trichloroethane	1.0	U	1.0	0.22
79-34-5	1,1,2,2-Tetrachloroethane	1.0	U	1.0	0.18
76-13-1	1,1,2-Trichloro-1,2,2-trichfluoroeth ane	1.0	U	1.0	0.28
75-34-3	1,1-Dichloroethane	1.0	U	1.0	0.15
75-35-4	1,1-Dichloroethene	1.0	U	1.0	0.19
563-58-6	1,1-Dichloropropene	1.0	U	1.0	0.13
87-61-6	1,2,3-Trichlorobenzene	1.0	U	1.0	0.17
96-18-4	1,2,3-Trichloropropane	1.0	U	1.0	0.43
526-73-8	1,2,3-Trimethylbenzene	5.0	U	5.0	0.0059
120-82-1	1,2,4-Trichlorobenzene	1.0	U	1.0	0.15
95-63-6	1,2,4-Trimethylbenzene	1.0	U	1.0	0.12
96-12-8	1,2-Dibromo-3-Chloropropane	5.0	U	5.0	0.67
106-93-4	1,2-Dibromoethane	1.0	U	1.0	0.24
95-50-1	1,2-Dichlorobenzene	1.0	U	1.0	0.13
107-06-2	1,2-Dichloroethane	1.0	U	1.0	0.22
78-87-5	1,2-Dichloropropane	1.0	U	1.0	0.18
541-73-1	1,3-Dichlorobenzene	1.0	U	1.0	0.14
142-28-9	1,3-Dichloropropane	1.0	U	1.0	0.16
106-46-7	1,4-Dichlorobenzene	1.0	U	1.0	0.13
594-20-7	2,2-Dichloropropane	1.0	U	1.0	0.13
78-93-3	2-Butanone	5.0	U	5.0	0.57
110-75-8	2-Chloroethyl vinyl ether	10	U	10	0.99
95-49-8	2-Chlorotoluene	1.0	U	1.0	0.11
591-78-6	2-Hexanone	5.0	U	5.0	0.41
106-43-4	4-Chlorotoluene	1.0	U	1.0	0.18
108-10-1	4-Methyl-2-pentanone	5.0	U	5.0	0.32
67-64-1	Acetone	5.0	U	5.0	1.1
71-43-2	Benzene	1.0	U	1.0	0.13
108-86-1	Bromobenzene	1.0	U	1.0	0.13
74-97-5	Bromochloromethane	1.0	U	1.0	0.29
75-27-4	Bromodichloromethane	1.0	U	1.0	0.15
75-25-2	Bromoform	1.0	U	1.0	0.64
74-83-9	Bromomethane	1.0	U	1.0	0.41
75-15-0	Carbon disulfide	1.0	U	1.0	0.13

FORM I
GC/MS VOA ORGANICS ANALYSIS DATA SHEET

Lab Name: TestAmerica Canton | Job No.: 240-38336-1

SDG No.:

Client Sample ID: MSA-SW45B-061014 | Lab Sample ID: 240-38336-34

Matrix: Water | Lab File ID: UXR4195.D

Analysis Method: 8260B | Date Collected: 06/10/2014 11:59

Sample wt/vol: 5(mL) | Date Analyzed: 06/21/2014 22:35

Soil Aliquot Vol: | Dilution Factor: 1

Soil Extract Vol.: | GC Column: DB-624 ID: 0.18(mm)

% Moisture: | Level: (low/med) Low

Analysis Batch No.: 135652 | Units: ug/L

CAS NO.	COMPOUND NAME	RESULT	Q	RL	MDL
56-23-5	Carbon tetrachloride	1.0	U	1.0	0.13
108-90-7	Chlorobenzene	1.0	U	1.0	0.15
75-00-3	Chloroethane	1.0	U *	1.0	0.29
67-66-3	Chloroform	1.0	U	1.0	0.16
74-87-3	Chloromethane	1.0	U	1.0	0.30
156-59-2	cis-1,2-Dichloroethene	0.43	J	1.0	0.17
10061-01-5	cis-1,3-Dichloropropene	1.0	U	1.0	0.14
124-48-1	Dibromochloromethane	1.0	U	1.0	0.18
74-95-3	Dibromomethane	1.0	U	1.0	0.28
75-71-8	Dichlorodifluoromethane	1.0	U	1.0	0.31
108-20-3	Diisopropyl ether	5.0	U	5.0	1.5
100-41-4	Ethylbenzene	1.0	U	1.0	0.17
637-92-3	Ethyl-t-butyl ether (ETBE)	5.0	U	5.0	0.11
87-68-3	Hexachlorobutadiene	1.0	U	1.0	0.30
98-82-8	Isopropylbenzene	1.0	U	1.0	0.13
1634-04-4	Methyl tert-butyl ether	1.0	U	1.0	0.17
75-09-2	Methylene Chloride	1.0	U	1.0	0.33
179601-23-1	m-Xylene & p-Xylene	2.0	U	2.0	0.24
91-20-3	Naphthalene	1.0	U	1.0	0.24
104-51-8	n-Butylbenzene	1.0	U	1.0	0.12
103-65-1	n-Propylbenzene	1.0	U	1.0	0.14
95-47-6	o-Xylene	1.0	U	1.0	0.14
99-87-6	p-Isopropyltoluene	1.0	U	1.0	0.12
135-98-8	sec-Butylbenzene	1.0	U	1.0	0.13
100-42-5	Styrene	1.0	U	1.0	0.11
994-05-8	Tert-amyl-methyl ether (TAME)	5.0	U	5.0	0.067
75-65-0	tert-Butyl alcohol	20	U	20	3.9
98-06-6	tert-Butylbenzene	1.0	U	1.0	0.13
127-18-4	Tetrachloroethene	1.0	U	1.0	0.29
108-88-3	Toluene	1.0	U	1.0	0.13
156-60-5	trans-1,2-Dichloroethene	1.0	U	1.0	0.19
10061-02-6	trans-1,3-Dichloropropene	1.0	U	1.0	0.19
79-01-6	Trichloroethene	0.56	J	1.0	0.17
75-69-4	Trichlorofluoromethane	1.0	U	1.0	0.21
108-05-4	Vinyl acetate	2.0	U	2.0	0.19
75-01-4	Vinyl chloride	0.50	U	0.50	0.22

FORM I
GC/MS VOA ORGANICS ANALYSIS DATA SHEET

Lab Name: TestAmerica Canton | Job No.: 240-38336-1

SDG No.:

Client Sample ID: MSA-SW45B-061014 | Lab Sample ID: 240-38336-34

Matrix: Water | Lab File ID: UXR4195.D

Analysis Method: 8260B | Date Collected: 06/10/2014 11:59

Sample wt/vol: 5(mL) | Date Analyzed: 06/21/2014 22:35

Soil Aliquot Vol: | Dilution Factor: 1

Soil Extract Vol.: | GC Column: DB-624 ID: 0.18(mm)

% Moisture: | Level: (low/med) Low

Analysis Batch No.: 135652 | Units: ug/L

CAS NO.	COMPOUND NAME	RESULT	Q	RL	MDL
1330-20-7	Xylenes, Total	2.0	U	2.0	0.14

CAS NO.	SURROGATE	%REC	Q	LIMITS
17060-07-0	1,2-Dichloroethane-d4 (Surr)	77		63-129
460-00-4	4-Bromofluorobenzene (Surr)	76		66-120
1868-53-7	Dibromofluoromethane (Surr)	82		75-121
2037-26-5	Toluene-d8 (Surr)	80		74-120

FORM I
GC/MS VOA ORGANICS ANALYSIS DATA SHEET

Lab Name: TestAmerica Canton | Job No.: 240-38336-1

SDG No.:

Client Sample ID: MSA-SW45C-061014 | Lab Sample ID: 240-38336-35

Matrix: Water | Lab File ID: UXR4196.D

Analysis Method: 8260B | Date Collected: 06/10/2014 12:01

Sample wt/vol: 5(mL) | Date Analyzed: 06/21/2014 22:58

Soil Aliquot Vol: | Dilution Factor: 1

Soil Extract Vol.: | GC Column: DB-624 ID: 0.18(mm)

% Moisture: | Level: (low/med) Low

Analysis Batch No.: 135652 | Units: ug/L

CAS NO.	COMPOUND NAME	RESULT	Q	RL	MDL
630-20-6	1,1,1,2-Tetrachloroethane	1.0	U	1.0	0.23
71-55-6	1,1,1-Trichloroethane	1.0	U	1.0	0.22
79-34-5	1,1,2,2-Tetrachloroethane	1.0	U	1.0	0.18
76-13-1	1,1,2-Trichloro-1,2,2-trichfluoroeth ane	1.0	U	1.0	0.28
75-34-3	1,1-Dichloroethane	1.0	U	1.0	0.15
75-35-4	1,1-Dichloroethene	1.0	U	1.0	0.19
563-58-6	1,1-Dichloropropene	1.0	U	1.0	0.13
87-61-6	1,2,3-Trichlorobenzene	1.0	U	1.0	0.17
96-18-4	1,2,3-Trichloropropane	1.0	U	1.0	0.43
526-73-8	1,2,3-Trimethylbenzene	5.0	U	5.0	0.0059
120-82-1	1,2,4-Trichlorobenzene	1.0	U	1.0	0.15
95-63-6	1,2,4-Trimethylbenzene	1.0	U	1.0	0.12
96-12-8	1,2-Dibromo-3-Chloropropane	5.0	U	5.0	0.67
106-93-4	1,2-Dibromoethane	1.0	U	1.0	0.24
95-50-1	1,2-Dichlorobenzene	1.0	U	1.0	0.13
107-06-2	1,2-Dichloroethane	1.0	U	1.0	0.22
78-87-5	1,2-Dichloropropane	1.0	U	1.0	0.18
541-73-1	1,3-Dichlorobenzene	1.0	U	1.0	0.14
142-28-9	1,3-Dichloropropane	1.0	U	1.0	0.16
106-46-7	1,4-Dichlorobenzene	1.0	U	1.0	0.13
594-20-7	2,2-Dichloropropane	1.0	U	1.0	0.13
78-93-3	2-Butanone	5.0	U	5.0	0.57
110-75-8	2-Chloroethyl vinyl ether	10	U	10	0.99
95-49-8	2-Chlorotoluene	1.0	U	1.0	0.11
591-78-6	2-Hexanone	5.0	U	5.0	0.41
106-43-4	4-Chlorotoluene	1.0	U	1.0	0.18
108-10-1	4-Methyl-2-pentanone	5.0	U	5.0	0.32
67-64-1	Acetone	1.6	J B	5.0	1.1
71-43-2	Benzene	1.0	U	1.0	0.13
108-86-1	Bromobenzene	1.0	U	1.0	0.13
74-97-5	Bromochloromethane	1.0	U	1.0	0.29
75-27-4	Bromodichloromethane	1.0	U	1.0	0.15
75-25-2	Bromoform	1.0	U	1.0	0.64
74-83-9	Bromomethane	1.0	U	1.0	0.41
75-15-0	Carbon disulfide	1.0	U	1.0	0.13

FORM I

GC/MS VOA ORGANICS ANALYSIS DATA SHEET

Lab Name: TestAmerica Canton Job No.: 240-38336-1

SDG No.:

Client Sample ID: MSA-SW45C-061014 Lab Sample ID: 240-38336-35

Matrix: Water Lab File ID: UXR4196.D

Analysis Method: 8260B Date Collected: 06/10/2014 12:01

Sample wt/vol: 5(mL) Date Analyzed: 06/21/2014 22:58

Soil Aliquot Vol: Dilution Factor: 1

Soil Extract Vol.: GC Column: DB-624 ID: 0.18(mm)

% Moisture: Level: (low/med) Low

Analysis Batch No.: 135652 Units: ug/L

CAS NO.	COMPOUND NAME	RESULT	Q	RL	MDL
56-23-5	Carbon tetrachloride	1.0	U	1.0	0.13
108-90-7	Chlorobenzene	1.0	U	1.0	0.15
75-00-3	Chloroethane	1.0	U *	1.0	0.29
67-66-3	Chloroform	1.0	U	1.0	0.16
74-87-3	Chloromethane	1.0	U	1.0	0.30
156-59-2	cis-1,2-Dichloroethene	1.0	U	1.0	0.17
10061-01-5	cis-1,3-Dichloropropene	1.0	U	1.0	0.14
124-48-1	Dibromochloromethane	1.0	U	1.0	0.18
74-95-3	Dibromomethane	1.0	U	1.0	0.28
75-71-8	Dichlorodifluoromethane	1.0	U	1.0	0.31
108-20-3	Diisopropyl ether	5.0	U	5.0	1.5
100-41-4	Ethylbenzene	1.0	U	1.0	0.17
637-92-3	Ethyl-t-butyl ether (ETBE)	5.0	U	5.0	0.11
87-68-3	Hexachlorobutadiene	1.0	U	1.0	0.30
98-82-8	Isopropylbenzene	1.0	U	1.0	0.13
1634-04-4	Methyl tert-butyl ether	1.0	U	1.0	0.17
75-09-2	Methylene Chloride	1.0	U	1.0	0.33
179601-23-1	m-Xylene & p-Xylene	2.0	U	2.0	0.24
91-20-3	Naphthalene	1.0	U	1.0	0.24
104-51-8	n-Butylbenzene	1.0	U	1.0	0.12
103-65-1	n-Propylbenzene	1.0	U	1.0	0.14
95-47-6	o-Xylene	1.0	U	1.0	0.14
99-87-6	p-Isopropyltoluene	1.0	U	1.0	0.12
135-98-8	sec-Butylbenzene	1.0	U	1.0	0.13
100-42-5	Styrene	1.0	U	1.0	0.11
994-05-8	Tert-amyl-methyl ether (TAME)	5.0	U	5.0	0.067
75-65-0	tert-Butyl alcohol	20	U	20	3.9
98-06-6	tert-Butylbenzene	1.0	U	1.0	0.13
127-18-4	Tetrachloroethene	1.0	U	1.0	0.29
108-88-3	Toluene	1.0	U	1.0	0.13
156-60-5	trans-1,2-Dichloroethene	1.0	U	1.0	0.19
10061-02-6	trans-1,3-Dichloropropene	1.0	U	1.0	0.19
79-01-6	Trichloroethene	0.46	J	1.0	0.17
75-69-4	Trichlorofluoromethane	1.0	U	1.0	0.21
108-05-4	Vinyl acetate	2.0	U	2.0	0.19
75-01-4	Vinyl chloride	0.50	U	0.50	0.22

FORM I
GC/MS VOA ORGANICS ANALYSIS DATA SHEET

Lab Name: TestAmerica Canton | Job No.: 240-38336-1

SDG No.:

Client Sample ID: MSA-SW45C-061014 | Lab Sample ID: 240-38336-35

Matrix: Water | Lab File ID: UXR4196.D

Analysis Method: 8260B | Date Collected: 06/10/2014 12:01

Sample wt/vol: 5(mL) | Date Analyzed: 06/21/2014 22:58

Soil Aliquot Vol: | Dilution Factor: 1

Soil Extract Vol.: | GC Column: DB-624 ID: 0.18(mm)

% Moisture: | Level: (low/med) Low

Analysis Batch No.: 135652 | Units: ug/L

CAS NO.	COMPOUND NAME	RESULT	Q	RL	MDL
1330-20-7	Xylenes, Total	2.0	U	2.0	0.14

CAS NO.	SURROGATE	%REC	Q	LIMITS
17060-07-0	1,2-Dichloroethane-d4 (Surr)	87		63-129
460-00-4	4-Bromofluorobenzene (Surr)	81		66-120
1868-53-7	Dibromofluoromethane (Surr)	92		75-121
2037-26-5	Toluene-d8 (Surr)	84		74-120

FORM I
GC/MS VOA ORGANICS ANALYSIS DATA SHEET

Lab Name: TestAmerica Canton | Job No.: 240-38336-1

SDG No.:

Client Sample ID: MSA-SW45D-061014 | Lab Sample ID: 240-38336-36

Matrix: Water | Lab File ID: UXR4197.D

Analysis Method: 8260B | Date Collected: 06/10/2014 12:04

Sample wt/vol: 5(mL) | Date Analyzed: 06/21/2014 23:20

Soil Aliquot Vol: | Dilution Factor: 1

Soil Extract Vol.: | GC Column: DB-624 ID: 0.18(mm)

% Moisture: | Level: (low/med) Low

Analysis Batch No.: 135652 | Units: ug/L

CAS NO.	COMPOUND NAME	RESULT	Q	RL	MDL
630-20-6	1,1,1,2-Tetrachloroethane	1.0	U	1.0	0.23
71-55-6	1,1,1-Trichloroethane	1.0	U	1.0	0.22
79-34-5	1,1,2,2-Tetrachloroethane	1.0	U	1.0	0.18
76-13-1	1,1,2-Trichloro-1,2,2-trichfluoroeth ane	1.0	U	1.0	0.28
75-34-3	1,1-Dichloroethane	1.0	U	1.0	0.15
75-35-4	1,1-Dichloroethene	1.0	U	1.0	0.19
563-58-6	1,1-Dichloropropene	1.0	U	1.0	0.13
87-61-6	1,2,3-Trichlorobenzene	1.0	U	1.0	0.17
96-18-4	1,2,3-Trichloropropane	1.0	U	1.0	0.43
526-73-8	1,2,3-Trimethylbenzene	5.0	U	5.0	0.0059
120-82-1	1,2,4-Trichlorobenzene	1.0	U	1.0	0.15
95-63-6	1,2,4-Trimethylbenzene	1.0	U	1.0	0.12
96-12-8	1,2-Dibromo-3-Chloropropane	5.0	U	5.0	0.67
106-93-4	1,2-Dibromoethane	1.0	U	1.0	0.24
95-50-1	1,2-Dichlorobenzene	1.0	U	1.0	0.13
107-06-2	1,2-Dichloroethane	1.0	U	1.0	0.22
78-87-5	1,2-Dichloropropane	1.0	U	1.0	0.18
541-73-1	1,3-Dichlorobenzene	1.0	U	1.0	0.14
142-28-9	1,3-Dichloropropane	1.0	U	1.0	0.16
106-46-7	1,4-Dichlorobenzene	1.0	U	1.0	0.13
594-20-7	2,2-Dichloropropane	1.0	U	1.0	0.13
78-93-3	2-Butanone	5.0	U	5.0	0.57
110-75-8	2-Chloroethyl vinyl ether	10	U	10	0.99
95-49-8	2-Chlorotoluene	1.0	U	1.0	0.11
591-78-6	2-Hexanone	5.0	U	5.0	0.41
106-43-4	4-Chlorotoluene	1.0	U	1.0	0.18
108-10-1	4-Methyl-2-pentanone	5.0	U	5.0	0.32
67-64-1	Acetone	1.2	J B	5.0	1.1
71-43-2	Benzene	1.0	U	1.0	0.13
108-86-1	Bromobenzene	1.0	U	1.0	0.13
74-97-5	Bromochloromethane	1.0	U	1.0	0.29
75-27-4	Bromodichloromethane	1.0	U	1.0	0.15
75-25-2	Bromoform	1.0	U	1.0	0.64
74-83-9	Bromomethane	1.0	U	1.0	0.41
75-15-0	Carbon disulfide	1.0	U	1.0	0.13

FORM I
GC/MS VOA ORGANICS ANALYSIS DATA SHEET

Lab Name: TestAmerica Canton | Job No.: 240-38336-1

SDG No.:

Client Sample ID: MSA-SW45D-061014 | Lab Sample ID: 240-38336-36

Matrix: Water | Lab File ID: UXR4197.D

Analysis Method: 8260B | Date Collected: 06/10/2014 12:04

Sample wt/vol: 5(mL) | Date Analyzed: 06/21/2014 23:20

Soil Aliquot Vol: | Dilution Factor: 1

Soil Extract Vol.: | GC Column: DB-624 ID: 0.18(mm)

% Moisture: | Level: (low/med) Low

Analysis Batch No.: 135652 | Units: ug/L

CAS NO.	COMPOUND NAME	RESULT	Q	RL	MDL
56-23-5	Carbon tetrachloride	1.0	U	1.0	0.13
108-90-7	Chlorobenzene	1.0	U	1.0	0.15
75-00-3	Chloroethane	1.0	U *	1.0	0.29
67-66-3	Chloroform	1.0	U	1.0	0.16
74-87-3	Chloromethane	1.0	U	1.0	0.30
156-59-2	cis-1,2-Dichloroethene	0.42	J	1.0	0.17
10061-01-5	cis-1,3-Dichloropropene	1.0	U	1.0	0.14
124-48-1	Dibromochloromethane	1.0	U	1.0	0.18
74-95-3	Dibromomethane	1.0	U	1.0	0.28
75-71-8	Dichlorodifluoromethane	1.0	U	1.0	0.31
108-20-3	Diisopropyl ether	5.0	U	5.0	1.5
100-41-4	Ethylbenzene	1.0	U	1.0	0.17
637-92-3	Ethyl-t-butyl ether (ETBE)	5.0	U	5.0	0.11
87-68-3	Hexachlorobutadiene	1.0	U	1.0	0.30
98-82-8	Isopropylbenzene	1.0	U	1.0	0.13
1634-04-4	Methyl tert-butyl ether	1.0	U	1.0	0.17
75-09-2	Methylene Chloride	1.0	U	1.0	0.33
179601-23-1	m-Xylene & p-Xylene	2.0	U	2.0	0.24
91-20-3	Naphthalene	1.0	U	1.0	0.24
104-51-8	n-Butylbenzene	1.0	U	1.0	0.12
103-65-1	n-Propylbenzene	1.0	U	1.0	0.14
95-47-6	o-Xylene	1.0	U	1.0	0.14
99-87-6	p-Isopropyltoluene	1.0	U	1.0	0.12
135-98-8	sec-Butylbenzene	1.0	U	1.0	0.13
100-42-5	Styrene	1.0	U	1.0	0.11
994-05-8	Tert-amyl-methyl ether (TAME)	5.0	U	5.0	0.067
75-65-0	tert-Butyl alcohol	20	U	20	3.9
98-06-6	tert-Butylbenzene	1.0	U	1.0	0.13
127-18-4	Tetrachloroethene	1.0	U	1.0	0.29
108-88-3	Toluene	1.0	U	1.0	0.13
156-60-5	trans-1,2-Dichloroethene	1.0	U	1.0	0.19
10061-02-6	trans-1,3-Dichloropropene	1.0	U	1.0	0.19
79-01-6	Trichloroethene	0.45	J	1.0	0.17
75-69-4	Trichlorofluoromethane	1.0	U	1.0	0.21
108-05-4	Vinyl acetate	2.0	U	2.0	0.19
75-01-4	Vinyl chloride	0.50	U	0.50	0.22

FORM I
GC/MS VOA ORGANICS ANALYSIS DATA SHEET

Lab Name: TestAmerica Canton | Job No.: 240-38336-1

SDG No.:

Client Sample ID: MSA-SW45D-061014 | Lab Sample ID: 240-38336-36

Matrix: Water | Lab File ID: UXR4197.D

Analysis Method: 8260B | Date Collected: 06/10/2014 12:04

Sample wt/vol: 5(mL) | Date Analyzed: 06/21/2014 23:20

Soil Aliquot Vol: | Dilution Factor: 1

Soil Extract Vol.: | GC Column: DB-624 ID: 0.18(mm)

% Moisture: | Level: (low/med) Low

Analysis Batch No.: 135652 | Units: ug/L

CAS NO.	COMPOUND NAME	RESULT	Q	RL	MDL
1330-20-7	Xylenes, Total	2.0	U	2.0	0.14

CAS NO.	SURROGATE	%REC	Q	LIMITS
17060-07-0	1,2-Dichloroethane-d4 (Surr)	84		63-129
460-00-4	4-Bromofluorobenzene (Surr)	83		66-120
1868-53-7	Dibromofluoromethane (Surr)	87		75-121
2037-26-5	Toluene-d8 (Surr)	85		74-120

FORM I

GC/MS VOA ORGANICS ANALYSIS DATA SHEET

Lab Name: TestAmerica Canton | Job No.: 240-38336-1

SDG No.:

Client Sample ID: TB-061014 | Lab Sample ID: 240-38336-41

Matrix: Water | Lab File ID: UX944375.D

Analysis Method: 8260B | Date Collected: 06/10/2014 00:00

Sample wt/vol: 5(mL) | Date Analyzed: 06/22/2014 11:07

Soil Aliquot Vol: | Dilution Factor: 1

Soil Extract Vol.: | GC Column: DB-624 ID: 0.18(mm)

% Moisture: | Level: (low/med) Low

Analysis Batch No.: 135655 | Units: ug/L

CAS NO.	COMPOUND NAME	RESULT	Q	RL	MDL
630-20-6	1,1,1,2-Tetrachloroethane	1.0	U	1.0	0.23
71-55-6	1,1,1-Trichloroethane	1.0	U	1.0	0.22
79-34-5	1,1,2,2-Tetrachloroethane	1.0	U	1.0	0.18
76-13-1	1,1,2-Trichloro-1,2,2-trichfluoroeth ane	1.0	U	1.0	0.28
75-34-3	1,1-Dichloroethane	1.0	U	1.0	0.15
75-35-4	1,1-Dichloroethene	1.0	U	1.0	0.19
563-58-6	1,1-Dichloropropene	1.0	U	1.0	0.13
87-61-6	1,2,3-Trichlorobenzene	1.0	U	1.0	0.17
96-18-4	1,2,3-Trichloropropane	1.0	U	1.0	0.43
526-73-8	1,2,3-Trimethylbenzene	5.0	U	5.0	0.0059
120-82-1	1,2,4-Trichlorobenzene	1.0	U	1.0	0.15
95-63-6	1,2,4-Trimethylbenzene	1.0	U	1.0	0.12
96-12-8	1,2-Dibromo-3-Chloropropane	5.0	U	5.0	0.67
106-93-4	1,2-Dibromoethane	1.0	U	1.0	0.24
95-50-1	1,2-Dichlorobenzene	1.0	U	1.0	0.13
107-06-2	1,2-Dichloroethane	1.0	U	1.0	0.22
78-87-5	1,2-Dichloropropane	1.0	U	1.0	0.18
541-73-1	1,3-Dichlorobenzene	1.0	U	1.0	0.14
142-28-9	1,3-Dichloropropane	1.0	U	1.0	0.16
106-46-7	1,4-Dichlorobenzene	1.0	U	1.0	0.13
594-20-7	2,2-Dichloropropane	1.0	U	1.0	0.13
78-93-3	2-Butanone	5.0	U	5.0	0.57
110-75-8	2-Chloroethyl vinyl ether	10	U	10	0.99
95-49-8	2-Chlorotoluene	1.0	U	1.0	0.11
591-78-6	2-Hexanone	5.0	U	5.0	0.41
106-43-4	4-Chlorotoluene	1.0	U	1.0	0.18
108-10-1	4-Methyl-2-pentanone	5.0	U	5.0	0.32
67-64-1	Acetone	2.3	J	5.0	1.1
71-43-2	Benzene	1.0	U	1.0	0.13
108-86-1	Bromobenzene	1.0	U	1.0	0.13
74-97-5	Bromochloromethane	1.0	U	1.0	0.29
75-27-4	Bromodichloromethane	1.0	U	1.0	0.15
75-25-2	Bromoform	1.0	U	1.0	0.64
74-83-9	Bromomethane	1.0	U	1.0	0.41
75-15-0	Carbon disulfide	0.76	J	1.0	0.13

FORM I

GC/MS VOA ORGANICS ANALYSIS DATA SHEET

Lab Name: TestAmerica Canton | Job No.: 240-38336-1

SDG No.:

Client Sample ID: TB-061014 | Lab Sample ID: 240-38336-41

Matrix: Water | Lab File ID: UX944375.D

Analysis Method: 8260B | Date Collected: 06/10/2014 00:00

Sample wt/vol: 5(mL) | Date Analyzed: 06/22/2014 11:07

Soil Aliquot Vol: | Dilution Factor: 1

Soil Extract Vol.: | GC Column: DB-624 ID: 0.18(mm)

% Moisture: | Level: (low/med) Low

Analysis Batch No.: 135655 | Units: ug/L

CAS NO.	COMPOUND NAME	RESULT	Q	RL	MDL
56-23-5	Carbon tetrachloride	1.0	U	1.0	0.13
108-90-7	Chlorobenzene	1.0	U	1.0	0.15
75-00-3	Chloroethane	1.0	U	1.0	0.29
67-66-3	Chloroform	1.0	U	1.0	0.16
74-87-3	Chloromethane	1.0	U	1.0	0.30
156-59-2	cis-1,2-Dichloroethene	1.0	U	1.0	0.17
10061-01-5	cis-1,3-Dichloropropene	1.0	U	1.0	0.14
124-48-1	Dibromochloromethane	1.0	U	1.0	0.18
74-95-3	Dibromomethane	1.0	U	1.0	0.28
75-71-8	Dichlorodifluoromethane	1.0	U	1.0	0.31
108-20-3	Diisopropyl ether	5.0	U	5.0	1.5
100-41-4	Ethylbenzene	1.0	U	1.0	0.17
637-92-3	Ethyl-t-butyl ether (ETBE)	5.0	U	5.0	0.11
87-68-3	Hexachlorobutadiene	1.0	U	1.0	0.30
98-82-8	Isopropylbenzene	1.0	U	1.0	0.13
1634-04-4	Methyl tert-butyl ether	1.0	U	1.0	0.17
75-09-2	Methylene Chloride	1.0	U	1.0	0.33
179601-23-1	m-Xylene & p-Xylene	2.0	U	2.0	0.24
91-20-3	Naphthalene	1.0	U	1.0	0.24
104-51-8	n-Butylbenzene	1.0	U	1.0	0.12
103-65-1	n-Propylbenzene	1.0	U	1.0	0.14
95-47-6	o-Xylene	1.0	U	1.0	0.14
99-87-6	p-Isopropyltoluene	1.0	U	1.0	0.12
135-98-8	sec-Butylbenzene	1.0	U	1.0	0.13
100-42-5	Styrene	1.0	U	1.0	0.11
994-05-8	Tert-amyl-methyl ether (TAME)	5.0	U	5.0	0.067
75-65-0	tert-Butyl alcohol	20	U	20	3.9
98-06-6	tert-Butylbenzene	1.0	U	1.0	0.13
127-18-4	Tetrachloroethene	1.0	U	1.0	0.29
108-88-3	Toluene	1.0	U	1.0	0.13
156-60-5	trans-1,2-Dichloroethene	1.0	U	1.0	0.19
10061-02-6	trans-1,3-Dichloropropene	1.0	U	1.0	0.19
79-01-6	Trichloroethene	1.0	U	1.0	0.17
75-69-4	Trichlorofluoromethane	1.0	U	1.0	0.21
108-05-4	Vinyl acetate	2.0	U	2.0	0.19
75-01-4	Vinyl chloride	0.50	U	0.50	0.22

FORM I
GC/MS VOA ORGANICS ANALYSIS DATA SHEET

Lab Name: TestAmerica Canton | Job No.: 240-38336-1

SDG No.:

Client Sample ID: TB-061014 | Lab Sample ID: 240-38336-41

Matrix: Water | Lab File ID: UX944375.D

Analysis Method: 8260B | Date Collected: 06/10/2014 00:00

Sample wt/vol: 5(mL) | Date Analyzed: 06/22/2014 11:07

Soil Aliquot Vol: | Dilution Factor: 1

Soil Extract Vol.: | GC Column: DB-624 ID: 0.18(mm)

% Moisture: | Level: (low/med) Low

Analysis Batch No.: 135655 | Units: ug/L

CAS NO.	COMPOUND NAME	RESULT	Q	RL	MDL
1330-20-7	Xylenes, Total	2.0	U	2.0	0.14

CAS NO.	SURROGATE	%REC	Q	LIMITS
17060-07-0	1,2-Dichloroethane-d4 (Surr)	103		63-129
460-00-4	4-Bromofluorobenzene (Surr)	91		66-120
1868-53-7	Dibromofluoromethane (Surr)	97		75-121
2037-26-5	Toluene-d8 (Surr)	93		74-120

Appendix C

Support Documentation

CASE NARRATIVE

Client: Tetra Tech, Inc.

Project: MSA Surface Water

Report Number: 240-38336-1

With the exceptions noted as flags or footnotes, standard analytical protocols were followed in the analysis of the samples and no problems were encountered or anomalies observed. In addition all laboratory quality control samples were within established control limits, with any exceptions noted below. Each sample was analyzed to achieve the lowest possible reporting limit within the constraints of the method. In some cases, due to interference or analytes present at high concentrations, samples were diluted. For diluted samples, the reporting limits are adjusted relative to the dilution required.

TestAmerica Canton attests to the validity of the laboratory data generated by TestAmerica facilities reported herein. All analyses performed by TestAmerica facilities were done using established laboratory SOPs that incorporate QA/QC procedures described in the application methods. TestAmerica's operations groups have reviewed the data for compliance with the laboratory QA/QC plan, and data have been found to be compliant with laboratory protocols unless otherwise noted below.

The test results in this report meet all NELAP requirements for parameters for which accreditation is required or available. Any exceptions to NELAP requirements are noted in this report. Pursuant to NELAP, this report may not be reproduced, except in full, without the written approval of the laboratory.

Calculations are performed before rounding to avoid round-off errors in calculated results.

All holding times were met and proper preservation noted for the methods performed on these samples, unless otherwise detailed in the individual sections below.

This laboratory report is confidential and is intended for the sole use of TestAmerica and its client.

RECEIPT

The samples were received on 6/11/2014 9:30 AM; the samples arrived in good condition, properly preserved and, where required, on ice. The temperatures of the 2 coolers at receipt time were 1.8° C and 12.4° C. All metal samples were in the cooler with a temperature of 12.4 degress Celsius and all VOCs were received in the cooler with a temperature of 1.8 degress Celsius.

VOLATILE ORGANIC COMPOUNDS (GCMS)

Samples MSA-SW37A-061014 (240-38336-1), MSA-SW37B-061014 (240-38336-2), MSA-SW37C-061014 (240-38336-3), MSA-SW37D-061014 (240-38336-4), MSA-SW38A-061014 (240-38336-5), MSA-SW38B-061014 (240-38336-6), MSA-SW38C-061014 (240-38336-7), MSA-SW38D-061014 (240-38336-8), MSA-SW39A-061014 (240-38336-9), MSA-SW39B-061014 (240-38336-10), MSA-SW39C-061014 (240-38336-11), MSA-SW39D-061014 (240-38336-12), MSA-SW40A-061014 (240-38336-13), MSA-SW40B-061014 (240-38336-14), MSA-SW40C-061014 (240-38336-15), MSA-SW40D-061014 (240-38336-16), MSA-SW41A-061014 (240-38336-17), MSA-SW41B-061014 (240-38336-18), MSA-SW41C-061014 (240-38336-19), MSA-SW41D-061014 (240-38336-20), MSA-SW42A-061014 (240-38336-21), MSA-SW42B-061014 (240-38336-22), MSA-SW42C-061014 (240-38336-23), MSA-SW42D-061014 (240-38336-24), MSA-SW43A-061014 (240-38336-25), MSA-SW43B-061014 (240-38336-26), MSA-SW43C-061014 (240-38336-27), MSA-SW43D-061014 (240-38336-28), MSA-SW44A-061014 (240-38336-29), MSA-SW44B-061014 (240-38336-30), MSA-SW44C-061014 (240-38336-31), MSA-SW44D-061014 (240-38336-32), MSA-SW45A-061014 (240-38336-33), MSA-SW45B-061014 (240-38336-34), MSA-SW45C-061014 (240-38336-35), MSA-SW45D-061014 (240-38336-36), EL-SW01A-061014 (240-38336-37), EL-SW01B-061014 (240-38336-38), EL-SW01C-061014 (240-38336-39), EL-SW01D-061014 (240-38336-40) and TB-061014 (240-38336-41) were analyzed for volatile organic compounds (GCMS) in accordance with EPA SW-846 Method 8260B. The samples were analyzed on 06/20/2014, 06/21/2014 and 06/22/2014.

Methylene Chloride was detected in method blank MB 240-135595/5 at a level that was above the method detection limit but below the reporting limit. The value should be considered an estimate, and has been flagged. If the associated sample reported a result above the MDL and/or RL, the result has been flagged.

Acetone was detected in method blank MB 240-135652/6 at a level that was above the method detection limit but below the reporting limit. The value should be considered an estimate, and has been flagged. If the associated sample reported a result above the MDL and/or RL, the result has been flagged.

Methylene Chloride was detected in method blank MB 240-135655/5 at a level that was above the method detection limit but below the reporting limit. The value should be considered an estimate, and has been flagged. If the associated sample reported a result above the MDL and/or RL, the result has been flagged.

The laboratory control sample (LCS) for batch 135595 recovered outside control limits for the following analyte: 2-methyl-2-propanol.

This analyte has been identified as a poor performing analyte when analyzed using this method; therefore, re-extraction/re-analysis was not performed. The results have been reported and qualified.

The laboratory control sample (LCS) for batch 135652 recovered outside control limits for the following analyte(s): Chloroethane. Chloroethane has been identified as a poor performing analyte when analyzed using this method; therefore, re-extraction/re-analysis was not performed.

There was not an MS/MSD run in batch 135652 due to an instrument failure.

Insufficient sample volume was available to perform a matrix spike/matrix spike duplicate/sample duplicate (MS/MSD/DUP) associated with batch 135655.

Insufficient sample volume was available to perform a matrix spike/matrix spike duplicate/sample duplicate (MS/MSD/DUP) associated with batch 135595.

No other difficulties were encountered during the VOCs analysis. All other quality control parameters were within the acceptance limits.

DISSOLVED METALS (ICPMS)

Samples MSA-SW37A-061014 (240-38336-1), MSA-SW37B-061014 (240-38336-2), MSA-SW37C-061014 (240-38336-3), MSA-SW37D-061014 (240-38336-4), MSA-SW38A-061014 (240-38336-5), MSA-SW38B-061014 (240-38336-6), MSA-SW38C-061014 (240-38336-7), MSA-SW38D-061014 (240-38336-8), MSA-SW39A-061014 (240-38336-9), MSA-SW39B-061014 (240-38336-10), MSA-SW39C-061014 (240-38336-11), MSA-SW39D-061014 (240-38336-12), MSA-SW40A-061014 (240-38336-13), MSA-SW40B-061014 (240-38336-14), MSA-SW40C-061014 (240-38336-15), MSA-SW40D-061014 (240-38336-16), MSA-SW41A-061014 (240-38336-17), MSA-SW41B-061014 (240-38336-18), MSA-SW41C-061014 (240-38336-19), MSA-SW41D-061014 (240-38336-20), MSA-SW42A-061014 (240-38336-21), MSA-SW42B-061014 (240-38336-22), MSA-SW42C-061014 (240-38336-23), MSA-SW42D-061014 (240-38336-24), MSA-SW43A-061014 (240-38336-25), MSA-SW43B-061014 (240-38336-26), MSA-SW43C-061014 (240-38336-27), MSA-SW43D-061014 (240-38336-28), MSA-SW44A-061014 (240-38336-29), MSA-SW44B-061014 (240-38336-30), MSA-SW44C-061014 (240-38336-31), MSA-SW44D-061014 (240-38336-32), MSA-SW45A-061014 (240-38336-33), MSA-SW45B-061014 (240-38336-34), MSA-SW45C-061014 (240-38336-35) and MSA-SW45D-061014 (240-38336-36) were analyzed for dissolved metals (ICPMS) in accordance with EPA SW-846 Method 6020. The samples were prepared on 06/12/2014 and analyzed on 06/13/2014.

Arsenic and Tungsten were detected in method blank MB 240-134377/1-A at levels that were above the method detection limit but below the reporting limit. The values should be considered estimates, and have been flagged. If the associated sample reported a result above the MDL and/or RL, the result has been flagged.

Several analytes were detected in method blank MB 240-134384/1-A at levels that were above the method detection limit but below the reporting limit. The values should be considered estimates, and have been flagged. If the associated sample reported a result above the MDL and/or RL, the result has been flagged.

The CCB was greater than or equal to the requested reporting limit for Thallium. Since the sample results were below the requested reporting limit, the results were accepted. MSA-SW40C-061014 (240-38336-15), MSA-SW40D-061014 (240-38336-16), MSA-SW41A-061014 (240-38336-17), MSA-SW41B-061014 (240-38336-18), MSA-SW41C-061014 (240-38336-19), MSA-SW41D-061014 (240-38336-20).

No other difficulties were encountered during the metals analysis. All quality control parameters were within the acceptance limits.

DISSOLVED MERCURY (CVAA)

Samples MSA-SW37A-061014 (240-38336-1), MSA-SW37B-061014 (240-38336-2), MSA-SW37C-061014 (240-38336-3), MSA-SW37D-061014 (240-38336-4), MSA-SW38A-061014 (240-38336-5), MSA-SW38B-061014 (240-38336-6), MSA-SW38C-061014 (240-38336-7), MSA-SW38D-061014 (240-38336-8), MSA-SW39A-061014 (240-38336-9), MSA-SW39B-061014 (240-38336-10), MSA-SW39C-061014 (240-38336-11), MSA-SW39D-061014 (240-38336-12), MSA-SW40A-061014 (240-38336-13), MSA-SW40B-061014 (240-38336-14), MSA-SW40C-061014 (240-38336-15), MSA-SW40D-061014 (240-38336-16), MSA-SW41A-061014 (240-38336-17), MSA-SW41B-061014 (240-38336-18), MSA-SW41C-061014 (240-38336-19), MSA-SW41D-061014 (240-38336-20), MSA-SW42A-061014 (240-38336-21), MSA-SW42B-061014 (240-38336-22), MSA-SW42C-061014 (240-38336-23), MSA-SW42D-061014 (240-38336-24), MSA-SW43A-061014 (240-38336-25), MSA-SW43B-061014 (240-38336-26), MSA-SW43C-061014 (240-38336-27), MSA-SW43D-061014 (240-38336-28), MSA-SW44A-061014 (240-38336-29), MSA-SW44B-061014 (240-38336-30), MSA-SW44C-061014 (240-38336-31), MSA-SW44D-061014 (240-38336-32), MSA-SW45A-061014 (240-38336-33), MSA-SW45B-061014 (240-38336-34), MSA-SW45C-061014 (240-38336-35) and MSA-SW45D-061014 (240-38336-36) were analyzed for dissolved mercury (CVAA) in accordance with EPA SW-846 Methods 7470A. The samples were prepared on 06/12/2014 and analyzed on 06/13/2014 and 06/17/2014.

The continuing calibration blank (CCB) associated with batch 240-134585 recovered above the upper control limit for mercury. The samples associated with this CCB were non-detects for the affected analyte; therefore, the data have been reported. The following samples are impacted: MSA-SW38B-061014 (240-38336-6), MSA-SW38D-061014 (240-38336-8), MSA-SW39A-061014 (240-38336-9), MSA-SW39B-061014 (240-38336-10), MSA-SW39C-061014 (240-38336-11), MSA-SW39D-061014 (240-38336-12), MSA-SW40A-061014 (240-38336-13), MSA-SW40B-061014 (240-38336-14), MSA-SW40C-061014 (240-38336-15), MSA-SW40D-061014 (240-38336-16), MSA-SW41A-061014 (240-38336-17), MSA-SW41B-061014 (240-38336-18), MSA-SW41C-061014 (240-38336-19), MSA-SW41D-061014 (240-38336-20).

No other difficulties were encountered during the mercury analysis. All other quality control parameters were within the acceptance limits.

DISSOLVED HARDNESS (AS CACO3) BY CALCULATION

Samples MSA-SW37A-061014 (240-38336-1), MSA-SW37B-061014 (240-38336-2), MSA-SW37C-061014 (240-38336-3), MSA-SW37D-061014 (240-38336-4), MSA-SW38A-061014 (240-38336-5), MSA-SW38B-061014 (240-38336-6), MSA-SW38C-061014 (240-38336-7), MSA-SW38D-061014 (240-38336-8), MSA-SW39A-061014 (240-38336-9), MSA-SW39B-061014 (240-38336-10), MSA-SW39C-061014 (240-38336-11), MSA-SW39D-061014 (240-38336-12), MSA-SW40A-061014 (240-38336-13), MSA-SW40B-061014 (240-38336-14), MSA-SW40C-061014 (240-38336-15), MSA-SW40D-061014 (240-38336-16), MSA-SW41A-061014 (240-38336-17), MSA-SW41B-061014 (240-38336-18), MSA-SW41C-061014 (240-38336-19), MSA-SW41D-061014 (240-38336-20), MSA-SW42A-061014 (240-38336-21), MSA-SW42B-061014 (240-38336-22), MSA-SW42C-061014 (240-38336-23), MSA-SW42D-061014 (240-38336-24), MSA-SW43A-061014 (240-38336-25), MSA-SW43B-061014 (240-38336-26), MSA-SW43C-061014 (240-38336-27), MSA-SW43D-061014 (240-38336-28), MSA-SW44A-061014 (240-38336-29), MSA-SW44B-061014 (240-38336-30), MSA-SW44C-061014 (240-38336-31), MSA-SW44D-061014 (240-38336-32), MSA-SW45A-061014 (240-38336-33), MSA-SW45B-061014 (240-38336-34), MSA-SW45C-061014 (240-38336-35) and MSA-SW45D-061014 (240-38336-36) were analyzed for dissolved hardness (as CaCO3) by calculation in accordance with SM 2340B. The samples were analyzed on 06/16/2014.

No difficulties were encountered during the hardness analysis. All quality control parameters were within the acceptance limits.

North Canton
4101 Shuffel Street, N. W.

North Canton, OH 44720
phone 330.497.9396 fax 330.497.0772

12.4, 1.8

Chain of Custody Record

TestAmerica
THE LEADER IN ENVIRONMENTAL TESTING

TestAmerica Laboratories, Inc.

Client Contact	Project Manager: Tony Apanavage	Site Contact: Tony Apanavage	Date: 6/10/2014	COC No:
Tetra Tech	Tel/Fax: 301-233-8230 (cell)	Lab Contact: John McFadden	Carrier: Fedex	1 of 4 COCs
20251 Century Blvd, Suite 200	Analysis Turnaround Time			Job No. 1121C06183
Germantown, MD 20874	Calendar (C) or Work Days (W) _____			SDG No.
(301) 528-3021 Phone	TAT if different from Below: 3 DAYS			
(301) 528-3000 FAX	☐ 2 weeks			
Project Name: MSA Surface Water Sampling	☐ 1 week			
Site: MSA Frog Mortar Creek	☐ 2 days			
P O #	☐ 1 day			Sampler:

Sample Identification	Sample Date	Sample Time	Sample Type	Matrix	# of Cont.	Filtered Sample	VOCs	Dissolved Metals	Hardness	Sample Specific Notes:
MSA-SW37A-061014	6/10/2014	1343	SW	Water	4	x	x	x	x	
MSA-SW37B-061014	6/10/2014	1346	SW	Water	4	x	x	x	x	
MSA-SW37C-061014	6/10/2014	1349	SW	Water	4	x	x	x	x	
MSA-SW37D-061014	6/10/2014	1352	SW	Water	4	x	x	x	x	
MSA-SW38A-061014	6/10/2014	1259	SW	Water	4	x	x	x	x	
MSA-SW38B-061014	6/10/2014	1301	SW	Water	4	x	x	x	x	
MSA-SW38C-061014	6/10/2014	1305	SW	Water	4	x	x	x	x	
MSA-SW38D-061014	6/10/2014	1308	SW	Water	4	x	x	x	x	
MSA-SW39A-061014	6/10/2014	1100	SW	Water	4	x	x	x	x	
MSA-SW39B-061014	6/10/2014	1105	SW	Water	4	x	x	x	x	
MSA-SW39C-061014	6/10/2014	1113	SW	Water	4	x	x	x	x	
MSA-SW39D-061014	6/10/2014	1117	SW	Water	4	x	x	x	x	

Preservation Used: (1= Ice), 2= HCl; 3= H2SO4; 4=HNO3; 5=NaOH; 6= Other _____

Possible Hazard Identification
(☒) *Non-Hazard* ☐ *Flammable* ☐ *Skin Irritant* *Poison B* ☐ *Unknown* ☐

Sample Disposal (A fee may be assessed if samples are retained longer than 1 month)
☐ *Return To Client* (☒) *Disposal By Lab* ☐ *Archive For* _____ *Months*

Special Instructions/QC Requirements & Comments: **DISSOLVED METALS FILTERED IN FIELD**

Relinquished by:	Company:	Date/Time:	Received by:	Company:	Date/Time:
	Tetra Tech	6/10/14 1830		TA	6-11-14 930
Relinquished by:	Company:	Date/Time:	Received by:	Company:	Date/Time:
Relinquished by:	Company:	Date/Time:	Received by:	Company:	Date/Time:

North Canton
4101 Shuffel Street, N. W.

North Canton, OH 44720
phone 330.497.9396 fax 330.497.0772

Chain of Custody Record

TestAmerica
THE LEADER IN ENVIRONMENTAL TESTING

TestAmerica Laboratories, Inc.

Client Contact	Project Manager: Tony Apanavage	Site Contact: Tony Apanavage	Date: 6/10/2014	COC No:
Tetra Tech	Tel/Fax: 301-233-8230 (cell)	Lab Contact: Pat Omeara	Carrier: Fedex	2 of 4 COCs
20251 Century Blvd, Suite 200	Analysis Turnaround Time			Job No. 112IL06183
Germantown, MD 20874	Calendar (C) or Work Days (W)			
(301) 528-3021 Phone	TAT if different from Below 3 DAYS			SDG No.
(301) 528-3000 FAX	☐ 2 weeks			
Project Name: MSA Surface Water Sampling	☐ 1 week			Sampler:
Site: MSA Frog Mortar Creek	☐ 2 days			
P O #	☐ 1 day			

Sample Identification	Sample Date	Sample Time	Sample Type	Matrix	# of Cont.	Filtered Sample	VOCs	Dissolved Metals	Hardness	Sample Specific Notes:
MSA-SW40A-061014	6/10/2014	1312	SW	Water	4	x	x	x	x	
MSA-SW40B-061014	6/10/2014	1315	SW	Water	4	x	x	x	x	
MSA-SW40C-061014	6/10/2014	1319	SW	Water	4	x	x	x	x	
MSA-SW40D-061014	6/10/2014	1324	SW	Water	4	x	x	x	x	
MSA-SW41A-061014	6/10/2014	1244	SW	Water	4	x	x	x	x	
MSA-SW41B-061014	6/10/2014	1248	SW	Water	4	x	x	x	x	
MSA-SW41C-061014	6/10/2014	1250	SW	Water	4	x	x	x	x	
MSA-SW41D-061014	6/10/2014	1253	SW	Water	4	x	x	x	x	
MSA-SW42A-061014	6/10/2014	1328	SW	Water	4	x	x	x	x	
MSA-SW42B-061014	6/10/2014	1332	SW	Water	4	x	x	x	x	
MSA-SW42C-061014	6/10/2014	1335	SW	Water	4	x	x	x	x	
MSA-SW42D-061014	6/10/2014	1338	SW	Water	4	x	x	x	x	

Preservation Used: 1=Ice, 2= HCl; 3= H_2SO_4; 4=HNO_3; 5=NaOH; 6= Other _____

Possible Hazard Identification
☒ *Non-Hazard* ☐ *Flammable* ☐ *Skin Irritant* *Poison B* ☐ *Unknown* ☐

Sample Disposal (A fee may be assessed if samples are retained longer than 1 month)
☐ *Return To Client* ☒ *Disposal By Lab* ☐ *Archive For* _____ *Months*

Special Instructions/QC Requirements & Comments: **DISSOLVED METALS FILTERED IN FIELD**

Relinquished by:	Company:	Date/Time:	Received by:	Company:	Date/Time:
	Tetra Tech	6/10/14 1830		TA	6-11-14 930
Relinquished by:	Company:	Date/Time:	Received by:	Company:	Date/Time:
Relinquished by:	Company:	Date/Time:	Received by:	Company:	Date/Time:

North Canton
4101 Shuffel Street, N. W.

North Canton, OH 44720
phone 330.497.9396 fax 330.497.0772

Chain of Custody Record

TestAmerica
THE LEADER IN ENVIRONMENTAL TESTING

TestAmerica Laboratories, Inc.

Client Contact	Project Manager: Tony Apanavage	Site Contact: Tony Apanavage	Date: 6/10/2014	COC No:
Tetra Tech	Tel/Fax: 301-233-8230 (cell)	Lab Contact: Pat Omeara	Carrier: Fedex	3 of 4 COCs
20251 Century Blvd, Suite 200	**Analysis Turnaround Time**			Job No. 112IC06183
Germantown, MD 20874	Calendar (C) or Work Days (W) _____			
(301) 528-3021 Phone	TAT if different from Below: 3 DAYS			SDG No.
(301) 528-3000 FAX	☐ 2 weeks			
Project Name: MSA Surface Water Sampling	☐ 1 week			
Site: MSA Frog Mortar Creek	☐ 2 days			
P O #	☐ 1 day			Sampler:

Sample Identification	Sample Date	Sample Time	Sample Type	Matrix	# of Cont.	Filtered Sample	VOCs	Dissolved Metals	Hardness	Sample Specific Notes:
MSA-SW43A-061014	6/10/2014	1229	SW	Water	4	x	x	x	x	
MSA-SW43B-061014	6/10/2014	1233	SW	Water	4	x	x	x	x	
MSA-SW43C-061014	6/10/2014	1236	SW	Water	4	x	x	x	x	
MSA-SW43D-061014	6/10/2014	1239	SW	Water	4	x	x	x	x	
MSA-SW44A-061014	6/10/2014	1210	SW	Water	4	x	x	x	x	
MSA-SW44B-061014	6/10/2014	1215	SW	Water	4	x	x	x	x	
MSA-SW44C-061014	6/10/2014	1220	SW	Water	4	x	x	x	x	
MSA-SW44D-061014	6/10/2014	1224	SW	Water	4	x	x	x	x	
MSA-SW45A-061014	6/10/2014	1155	SW	Water	4	x	x	x	x	
MSA-SW45B-061014	6/10/2014	1159	SW	Water	4	x	x	x	x	1159 TIME
MSA-SW45C-061014	6/10/2014	1201	SW	Water	4	x	x	x	x	
MSA-SW45D-061014	6/10/2014	1204	SW	Water	4	x	x	x	x	

Preservation Used: (1= Ice) 2= HCl; 3= H_2SO_4; 4=HNO_3; 5=NaOH; 6= Other _____

Possible Hazard Identification
(X) *Non-Hazard* ☐ *Flammable* ☐ *Skin Irritant* *Poison B* ☐ *Unknown* ☐

Sample Disposal (A fee may be assessed if samples are retained longer than 1 month)
☐ *Return To Client* (X) *Disposal By Lab* ☐ *Archive For* _____ *Months*

Special Instructions/QC Requirements & Comments: **DISSOLVED METALS FILTERED IN FIELD**

Relinquished by:	Company:	Date/Time:	Received by:	Company:	Date/Time:
	Tetra Tech	6/10/14 1830		TA	6-11-14 930
Relinquished by:	Company:	Date/Time:	Received by:	Company:	Date/Time:
Relinquished by:	Company:	Date/Time:	Received by:	Company:	Date/Time:

North Canton
4101 Shuffel Street, N. W.

North Canton, OH 44720
phone 330.497.9396 fax 330.497.0772

Chain of Custody Record

TestAmerica
THE LEADER IN ENVIRONMENTAL TESTING

TestAmerica Laboratories, Inc.

Client Contact	Project Manager: Tony Apanavage	Site Contact: Tony Apanavage	Date: 6/10/2014	COC No:
Tetra Tech	Tel/Fax: 301-233-8230 (cell)	Lab Contact: Pat Omeara	Carrier: Fedex	4 of 4 COCs
20251 Century Blvd, Suite 200	Analysis Turnaround Time			Job No. 11ZIC06183
Germantown, MD 20874	Calendar (C) or Work Days (W)			
(301) 528-3021 Phone	TAT if different from Below: 3 DAYS			
(301) 528-3000 FAX	☐ 2 weeks			SDG No.
Project Name: MSA Surface Water Sampling	☐ 1 week			
Site: MSA Frog Mortar Creek	☐ 2 days			
P O #	☐ 1 day			Sampler:

Sample Identification	Sample Date	Sample Time	Sample Type	Matrix	# of Cont.	Filtered Sample	VOCs	Sample Specific Notes:
EL-SW01A-061014	6/10/2014	1038	SW	AQ	3		x	
EL-SW01B-061014	6/10/2014	1044	SW	AQ	3		x	
EL-SW01C-061014	6/10/2014	1048	SW	AQ	3		x	
EL-SW01D-061014	6/10/2014	1051	SW	AQ	3		x	
TB-061014	--	--	TB	AQ	3		x	

Preservation Used: (1= Ice) 2= HCl; 3= H_2SO_4; 4=HNO_3; 5=NaOH; 6= Other _____

Possible Hazard Identification
(☑) *Non-Hazard* ☐ *Flammable* ☐ *Skin Irritant* *Poison B* ☐ *Unknown* ☐

Sample Disposal (A fee may be assessed if samples are retained longer than 1 month)
☐ *Return To Client* (☑) *Disposal By Lab* ☐ *Archive For* _____ *Months*

Special Instructions/QC Requirements & Comments: **DISSOLVED METALS FILTERED IN FIELD**

Relinquished by:	Company:	Date/Time:	Received by:	Company:	Date/Time:
	Tetra Tech	6/10/14 1830		TA	6-11-14 930
Relinquished by:	Company:	Date/Time:	Received by:	Company:	Date/Time:
Relinquished by:	Company:	Date/Time:	Received by:	Company:	Date/Time:

TestAmerica Canton Sample Receipt Form/Narrative Login # : 38334
Canton Facility

Client Tetra Tech Site Name _____ Cooler unpacked by:

Cooler Received on 6-11-14 Opened on 6-11-14

FedEx: 1st Grd (Exp) UPS FAS Stetson Client Drop Off TestAmerica Courier Other _____

TestAmerica Cooler # _____ Foam Box Client Cooler Box (Other) _____

Packing material used: Bubble Wrap Foam Plastic Bag None Other _____

COOLANT: (Wet Ice) Blue Ice Dry Ice Water None

1. Cooler temperature upon receipt

IR GUN# A	(CF +2 °C)	Observed Cooler Temp. _____ °C	Corrected Cooler Temp. _____ °C	
IR GUN# 4	(CF -2 °C)	Observed Cooler Temp. _____ °C	Corrected Cooler Temp. _____ °C	☑ See Multiple Cooler Form
IR GUN# 5	(CF +0 °C)	Observed Cooler Temp. _____ °C	Corrected Cooler Temp. _____ °C	
IR GUN# 8	(CF +0 °C)	Observed Cooler Temp. _____ °C	Corrected Cooler Temp. _____ °C	

2. Were custody seals on the outside of the cooler(s)? If Yes Quantity 2 (Yes) No
   -Were custody seals on the outside of the cooler(s) signed & dated? (Yes) No NA
   -Were custody seals on the bottle(s)? Yes (No)
3. Shippers' packing slip attached to the cooler(s)? (Yes) No
4. Did custody papers accompany the sample(s)? (Yes) No
5. Were the custody papers relinquished & signed in the appropriate place? (Yes) No
6. Did all bottles arrive in good condition (Unbroken)? (Yes) No
7. Could all bottle labels be reconciled with the COC? (Yes) No
8. Were correct bottle(s) used for the test(s) indicated? (Yes) No
9. Sufficient quantity received to perform indicated analyses? (Yes) No
10. Were sample(s) at the correct pH upon receipt? (Yes) No NA pH Strip Lot# **HC302587**
11. Were VOAs on the COC? (Yes) No
12. Were air bubbles >6 mm in any VOA vials? Yes (No) NA
13. Was a trip blank present in the cooler(s)? (Yes) No

Contacted PM _____ Date _____ by _____ via Verbal Voice Mail Other
Concerning _____

14. CHAIN OF CUSTODY & SAMPLE DISCREPANCIES

Samples processed by: Jessa Bond

High temp in cooler with metals only

15. SAMPLE CONDITION

Sample(s) _____ were received after the recommended holding time had expired.
Sample(s) _____ were received in a broken container.
Sample(s) _____ were received with bubble >6 mm in diameter. (Notify PM)

16. SAMPLE PRESERVATION

Sample(s) _____ were further preserved in the laboratory.
Time preserved: _____ Preservative(s) added/Lot number(s): _____

TestAmerica Multiple Cooler Receipt Form/Narrative
Canton Facility

Login # : 383360

Cooler #	IR Gun #	Observed Temp °C	Corrected Temp °C	Coolant
Client	8	12.4	12.4	water
1	1	1.8	1.8	Ice

SAMPLE SUMMARY

Client: Tetra Tech, Inc. Job Number: 240-38336-1

Lab Sample ID	Client Sample ID	Client Matrix	Date/Time Sampled	Date/Time Received
240-38336-1	MSA-SW37A-061014	Water	06/10/2014 1343	06/11/2014 0930
240-38336-2	MSA-SW37B-061014	Water	06/10/2014 1346	06/11/2014 0930
240-38336-3	MSA-SW37C-061014	Water	06/10/2014 1349	06/11/2014 0930
240-38336-4	MSA-SW37D-061014	Water	06/10/2014 1352	06/11/2014 0930
240-38336-5	MSA-SW38A-061014	Water	06/10/2014 1259	06/11/2014 0930
240-38336-6	MSA-SW38B-061014	Water	06/10/2014 1301	06/11/2014 0930
240-38336-7	MSA-SW38C-061014	Water	06/10/2014 1305	06/11/2014 0930
240-38336-8	MSA-SW38D-061014	Water	06/10/2014 1308	06/11/2014 0930
240-38336-9	MSA-SW39A-061014	Water	06/10/2014 1100	06/11/2014 0930
240-38336-10	MSA-SW39B-061014	Water	06/10/2014 1105	06/11/2014 0930
240-38336-11	MSA-SW39C-061014	Water	06/10/2014 1113	06/11/2014 0930
240-38336-12	MSA-SW39D-061014	Water	06/10/2014 1117	06/11/2014 0930
240-38336-13	MSA-SW40A-061014	Water	06/10/2014 1312	06/11/2014 0930
240-38336-14	MSA-SW40B-061014	Water	06/10/2014 1315	06/11/2014 0930
240-38336-15	MSA-SW40C-061014	Water	06/10/2014 1319	06/11/2014 0930
240-38336-16	MSA-SW40D-061014	Water	06/10/2014 1324	06/11/2014 0930
240-38336-17	MSA-SW41A-061014	Water	06/10/2014 1244	06/11/2014 0930
240-38336-18	MSA-SW41B-061014	Water	06/10/2014 1248	06/11/2014 0930
240-38336-19	MSA-SW41C-061014	Water	06/10/2014 1250	06/11/2014 0930
240-38336-20	MSA-SW41D-061014	Water	06/10/2014 1253	06/11/2014 0930
240-38336-21	MSA-SW42A-061014	Water	06/10/2014 1328	06/11/2014 0930
240-38336-22	MSA-SW42B-061014	Water	06/10/2014 1332	06/11/2014 0930
240-38336-23	MSA-SW42C-061014	Water	06/10/2014 1335	06/11/2014 0930
240-38336-24	MSA-SW42D-061014	Water	06/10/2014 1338	06/11/2014 0930
240-38336-25	MSA-SW43A-061014	Water	06/10/2014 1229	06/11/2014 0930
240-38336-26	MSA-SW43B-061014	Water	06/10/2014 1233	06/11/2014 0930
240-38336-27	MSA-SW43C-061014	Water	06/10/2014 1236	06/11/2014 0930
240-38336-28	MSA-SW43D-061014	Water	06/10/2014 1239	06/11/2014 0930
240-38336-29	MSA-SW44A-061014	Water	06/10/2014 1210	06/11/2014 0930
240-38336-30	MSA-SW44B-061014	Water	06/10/2014 1215	06/11/2014 0930
240-38336-31	MSA-SW44C-061014	Water	06/10/2014 1220	06/11/2014 0930
240-38336-32	MSA-SW44D-061014	Water	06/10/2014 1224	06/11/2014 0930
240-38336-33	MSA-SW45A-061014	Water	06/10/2014 1155	06/11/2014 0930
240-38336-34	MSA-SW45B-061014	Water	06/10/2014 1159	06/11/2014 0930
240-38336-35	MSA-SW45C-061014	Water	06/10/2014 1201	06/11/2014 0930
240-38336-36	MSA-SW45D-061014	Water	06/10/2014 1204	06/11/2014 0930
240-38336-37	EL-SW01A-061014	Water	06/10/2014 1038	06/11/2014 0930
240-38336-38	EL-SW01B-061014	Water	06/10/2014 1044	06/11/2014 0930
240-38336-39	EL-SW01C-061014	Water	06/10/2014 1048	06/11/2014 0930
240-38336-40	EL-SW01D-061014	Water	06/10/2014 1051	06/11/2014 0930
240-38336-41TB	TB-061014	Water	06/10/2014 0000	06/11/2014 0930

METHOD SUMMARY

Client: Tetra Tech, Inc. Job Number: 240-38336-1

Description	Lab Location	Method	Preparation Method
Matrix: Water			
Volatile Priority Pollutants	TAL CAN	SW846 8260B	
Purge and Trap	TAL CAN		SW846 5030B
Metals (ICP/MS)	TAL CAN	SW846 6020	
Preparation, Total Recoverable or Dissolved Metals	TAL CAN		SW846 3005A
Sample Filtration, Field			FIELD_FLTRD
Mercury (CVAA)	TAL CAN	SW846 7470A	
Preparation, Mercury	TAL CAN		SW846 7470A
Sample Filtration, Field			FIELD_FLTRD
Total Hardness (as CaCO3) by calculation	TAL CAN	SM SM 2340B	
Sample Filtration, Field			FIELD_FLTRD

Lab References:

TAL CAN = TestAmerica Canton

Method References:

SM = "Standard Methods For The Examination Of Water And Wastewater"

SW846 = "Test Methods For Evaluating Solid Waste, Physical/Chemical Methods", Third Edition, November 1986 And Its Updates.

HOLDTIME

SDG 240-38336-1

SORT	UNITS	NSAMPLE	LAB_ID	QC_TYPE	SAMP_DATE	EXTR_DATE	ANAL_DATE	SMP_EXTR	EXTR_ANL	SMP_ANL
HG	UG/L	MSA-SW43D-061014	240-38336-28	NM	06/10/2014	06/12/2014	06/13/2014	2	1	3
HG	UG/L	MSA-SW41C-061014	240-38336-19	NM	06/10/2014	06/12/2014	06/13/2014	2	1	3
HG	UG/L	MSA-SW41D-061014	240-38336-20	NM	06/10/2014	06/12/2014	06/13/2014	2	1	3
HG	UG/L	MSA-SW42A-061014	240-38336-21	NM	06/10/2014	06/12/2014	06/13/2014	2	1	3
HG	UG/L	MSA-SW42B-061014	240-38336-22	NM	06/10/2014	06/12/2014	06/13/2014	2	1	3
HG	UG/L	MSA-SW42C-061014	240-38336-23	NM	06/10/2014	06/12/2014	06/13/2014	2	1	3
HG	UG/L	MSA-SW42D-061014	240-38336-24	NM	06/10/2014	06/12/2014	06/13/2014	2	1	3
HG	UG/L	MSA-SW41B-061014	240-38336-18	NM	06/10/2014	06/12/2014	06/13/2014	2	1	3
HG	UG/L	MSA-SW43B-061014	240-38336-26	NM	06/10/2014	06/12/2014	06/13/2014	2	1	3
HG	UG/L	MSA-SW43C-061014	240-38336-27	NM	06/10/2014	06/12/2014	06/13/2014	2	1	3
HG	UG/L	MSA-SW44B-061014	240-38336-30	NM	06/10/2014	06/12/2014	06/13/2014	2	1	3
HG	UG/L	MSA-SW44C-061014	240-38336-31	NM	06/10/2014	06/12/2014	06/13/2014	2	1	3
HG	UG/L	MSA-SW44D-061014	240-38336-32	NM	06/10/2014	06/12/2014	06/13/2014	2	1	3
HG	UG/L	MSA-SW45A-061014	240-38336-33	NM	06/10/2014	06/12/2014	06/13/2014	2	1	3
HG	UG/L	MSA-SW45B-061014	240-38336-34	NM	06/10/2014	06/12/2014	06/13/2014	2	1	3

SORT	UNITS	NSAMPLE	LAB_ID	QC_TYPE	SAMP_DATE	EXTR_DATE	ANAL_DATE	SMP_EXTR	EXTR_ANL	SMP_ANL
HG	UG/L	MSA-SW45C-061014	240-38336-35	NM	06/10/2014	06/12/2014	06/13/2014	2	1	3
HG	UG/L	MSA-SW45D-061014	240-38336-36	NM	06/10/2014	06/12/2014	06/13/2014	2	1	3
HG	UG/L	MSA-SW43A-061014	240-38336-25	NM	06/10/2014	06/12/2014	06/13/2014	2	1	3
HG	UG/L	MSA-SW38C-061014	240-38336-7	NM	06/10/2014	06/12/2014	06/17/2014	2	5	7
HG	UG/L	MSA-SW44A-061014	240-38336-29	NM	06/10/2014	06/12/2014	06/13/2014	2	1	3
HG	UG/L	MSA-SW41A-061014	240-38336-17	NM	06/10/2014	06/12/2014	06/13/2014	2	1	3
HG	UG/L	MSA-SW37B-061014	240-38336-2	NM	06/10/2014	06/12/2014	06/13/2014	2	1	3
HG	UG/L	MSA-SW37C-061014	240-38336-3	NM	06/10/2014	06/12/2014	06/13/2014	2	1	3
HG	UG/L	MSA-SW37D-061014	240-38336-4	NM	06/10/2014	06/12/2014	06/13/2014	2	1	3
HG	UG/L	MSA-SW38B-061014	240-38336-6	NM	06/10/2014	06/12/2014	06/13/2014	2	1	3
HG	UG/L	MSA-SW37A-061014	240-38336-1	NM	06/10/2014	06/12/2014	06/13/2014	2	1	3
HG	UG/L	MSA-SW38D-061014	240-38336-8	NM	06/10/2014	06/12/2014	06/13/2014	2	1	3
HG	UG/L	MSA-SW40B-061014	240-38336-14	NM	06/10/2014	06/12/2014	06/13/2014	2	1	3
HG	UG/L	MSA-SW40D-061014	240-38336-16	NM	06/10/2014	06/12/2014	06/13/2014	2	1	3
HG	UG/L	MSA-SW38A-061014	240-38336-5	NM	06/10/2014	06/12/2014	06/13/2014	2	1	3
HG	UG/L	MSA-SW40C-061014	240-38336-15	NM	06/10/2014	06/12/2014	06/13/2014	2	1	3
HG	UG/L	MSA-SW40A-061014	240-38336-13	NM	06/10/2014	06/12/2014	06/13/2014	2	1	3
HG	UG/L	MSA-SW39D-061014	240-38336-12	NM	06/10/2014	06/12/2014	06/13/2014	2	1	3

SORT	UNITS	NSAMPLE	LAB_ID	QC_TYPE	SAMP_DATE	EXTR_DATE	ANAL_DATE	SMP_EXTR	EXTR_ANL	SMP_ANL
HG	UG/L	MSA-SW39C-061014	240-38336-11	NM	06/10/2014	06/12/2014	06/13/2014	2	1	3
HG	UG/L	MSA-SW39B-061014	240-38336-10	NM	06/10/2014	06/12/2014	06/13/2014	2	1	3
HG	UG/L	MSA-SW39A-061014	240-38336-9	NM	06/10/2014	06/12/2014	06/13/2014	2	1	3
M	UG/L	MSA-SW39D-061014	240-38336-12	NM	06/10/2014	06/12/2014	06/13/2014	2	1	3
M	UG/L	MSA-SW41D-061014	240-38336-20	NM	06/10/2014	06/12/2014	06/13/2014	2	1	3
M	UG/L	MSA-SW41C-061014	240-38336-19	NM	06/10/2014	06/12/2014	06/13/2014	2	1	3
M	UG/L	MSA-SW41A-061014	240-38336-17	NM	06/10/2014	06/12/2014	06/13/2014	2	1	3
M	UG/L	MSA-SW40D-061014	240-38336-16	NM	06/10/2014	06/12/2014	06/13/2014	2	1	3
M	UG/L	MSA-SW40C-061014	240-38336-15	NM	06/10/2014	06/12/2014	06/13/2014	2	1	3
M	UG/L	MSA-SW40B-061014	240-38336-14	NM	06/10/2014	06/12/2014	06/13/2014	2	1	3
M	UG/L	MSA-SW40A-061014	240-38336-13	NM	06/10/2014	06/12/2014	06/13/2014	2	1	3
M	UG/L	MSA-SW41B-061014	240-38336-18	NM	06/10/2014	06/12/2014	06/13/2014	2	1	3
M	UG/L	MSA-SW39C-061014	240-38336-11	NM	06/10/2014	06/12/2014	06/13/2014	2	1	3
M	UG/L	MSA-SW39B-061014	240-38336-10	NM	06/10/2014	06/12/2014	06/13/2014	2	1	3
M	UG/L	MSA-SW39A-061014	240-38336-9	NM	06/10/2014	06/12/2014	06/13/2014	2	1	3
M	UG/L	MSA-SW38D-061014	240-38336-8	NM	06/10/2014	06/12/2014	06/13/2014	2	1	3
M	UG/L	MSA-SW38C-061014	240-38336-7	NM	06/10/2014	06/12/2014	06/13/2014	2	1	3
M	UG/L	MSA-SW38B-061014	240-38336-6	NM	06/10/2014	06/12/2014	06/13/2014	2	1	3

SORT	UNITS	NSAMPLE	LAB_ID	QC_TYPE	SAMP_DATE	EXTR_DATE	ANAL_DATE	SMP_EXTR	EXTR_ANL	SMP_ANL
M	UG/L	MSA-SW38A-061014	240-38336-5	NM	06/10/2014	06/12/2014	06/13/2014	2	1	3
M	UG/L	MSA-SW37A-061014	240-38336-1	NM	06/10/2014	06/12/2014	06/13/2014	2	1	3
M	UG/L	MSA-SW42A-061014	240-38336-21	NM	06/10/2014	06/12/2014	06/13/2014	2	1	3
M	UG/L	MSA-SW37D-061014	240-38336-4	NM	06/10/2014	06/12/2014	06/13/2014	2	1	3
M	UG/L	MSA-SW37C-061014	240-38336-3	NM	06/10/2014	06/12/2014	06/13/2014	2	1	3
M	UG/L	MSA-SW45A-061014	240-38336-33	NM	06/10/2014	06/12/2014	06/13/2014	2	1	3
M	UG/L	MSA-SW42B-061014	240-38336-22	NM	06/10/2014	06/12/2014	06/13/2014	2	1	3
M	UG/L	MSA-SW37B-061014	240-38336-2	NM	06/10/2014	06/12/2014	06/13/2014	2	1	3
M	UG/L	MSA-SW45D-061014	240-38336-36	NM	06/10/2014	06/12/2014	06/13/2014	2	1	3
M	UG/L	MSA-SW45B-061014	240-38336-34	NM	06/10/2014	06/12/2014	06/13/2014	2	1	3
M	UG/L	MSA-SW44D-061014	240-38336-32	NM	06/10/2014	06/12/2014	06/13/2014	2	1	3
M	UG/L	MSA-SW44C-061014	240-38336-31	NM	06/10/2014	06/12/2014	06/13/2014	2	1	3
M	UG/L	MSA-SW44B-061014	240-38336-30	NM	06/10/2014	06/12/2014	06/13/2014	2	1	3
M	UG/L	MSA-SW43D-061014	240-38336-28	NM	06/10/2014	06/12/2014	06/13/2014	2	1	3
M	UG/L	MSA-SW43C-061014	240-38336-27	NM	06/10/2014	06/12/2014	06/13/2014	2	1	3
M	UG/L	MSA-SW43B-061014	240-38336-26	NM	06/10/2014	06/12/2014	06/13/2014	2	1	3
M	UG/L	MSA-SW42C-061014	240-38336-23	NM	06/10/2014	06/12/2014	06/13/2014	2	1	3
M	UG/L	MSA-SW43A-061014	240-38336-25	NM	06/10/2014	06/12/2014	06/13/2014	2	1	3

SORT	UNITS	NSAMPLE	LAB_ID	QC_TYPE	SAMP_DATE	EXTR_DATE	ANAL_DATE	SMP_EXTR	EXTR_ANL	SMP_ANL
M	UG/L	MSA-SW44A-061014	240-38336-29	NM	06/10/2014	06/12/2014	06/13/2014	2	1	3
M	UG/L	MSA-SW45C-061014	240-38336-35	NM	06/10/2014	06/12/2014	06/13/2014	2	1	3
M	UG/L	MSA-SW42D-061014	240-38336-24	NM	06/10/2014	06/12/2014	06/13/2014	2	1	3
HARD	MG/L	MSA-SW42A-061014	240-38336-21	NM	06/10/2014	06/16/2014	06/16/2014	6	0	6
HARD	MG/L	MSA-SW43C-061014	240-38336-27	NM	06/10/2014	06/16/2014	06/16/2014	6	0	6
HARD	MG/L	MSA-SW43B-061014	240-38336-26	NM	06/10/2014	06/16/2014	06/16/2014	6	0	6
HARD	MG/L	MSA-SW43A-061014	240-38336-25	NM	06/10/2014	06/16/2014	06/16/2014	6	0	6
HARD	MG/L	MSA-SW42D-061014	240-38336-24	NM	06/10/2014	06/16/2014	06/16/2014	6	0	6
HARD	MG/L	MSA-SW42B-061014	240-38336-22	NM	06/10/2014	06/16/2014	06/16/2014	6	0	6
HARD	MG/L	MSA-SW43D-061014	240-38336-28	NM	06/10/2014	06/16/2014	06/16/2014	6	0	6
HARD	MG/L	MSA-SW45C-061014	240-38336-35	NM	06/10/2014	06/16/2014	06/16/2014	6	0	6
HARD	MG/L	MSA-SW42C-061014	240-38336-23	NM	06/10/2014	06/16/2014	06/16/2014	6	0	6
HARD	MG/L	MSA-SW44A-061014	240-38336-29	NM	06/10/2014	06/16/2014	06/16/2014	6	0	6
HARD	MG/L	MSA-SW44B-061014	240-38336-30	NM	06/10/2014	06/16/2014	06/16/2014	6	0	6
HARD	MG/L	MSA-SW44C-061014	240-38336-31	NM	06/10/2014	06/16/2014	06/16/2014	6	0	6
HARD	MG/L	MSA-SW44D-061014	240-38336-32	NM	06/10/2014	06/16/2014	06/16/2014	6	0	6
HARD	MG/L	MSA-SW41D-061014	240-38336-20	NM	06/10/2014	06/16/2014	06/16/2014	6	0	6
HARD	MG/L	MSA-SW45B-061014	240-38336-34	NM	06/10/2014	06/16/2014	06/16/2014	6	0	6

SORT	UNITS	NSAMPLE	LAB_ID	QC_TYPE	SAMP_DATE	EXTR_DATE	ANAL_DATE	SMP_EXTR	EXTR_ANL	SMP_ANL
HARD	MG/L	MSA-SW39D-061014	240-38336-12	NM	06/10/2014	06/16/2014	06/16/2014	6	0	6
HARD	MG/L	MSA-SW45D-061014	240-38336-36	NM	06/10/2014	06/16/2014	06/16/2014	6	0	6
HARD	MG/L	MSA-SW45A-061014	240-38336-33	NM	06/10/2014	06/16/2014	06/16/2014	6	0	6
HARD	MG/L	MSA-SW39B-061014	240-38336-10	NM	06/10/2014	06/16/2014	06/16/2014	6	0	6
HARD	MG/L	MSA-SW37B-061014	240-38336-2	NM	06/10/2014	06/16/2014	06/16/2014	6	0	6
HARD	MG/L	MSA-SW37C-061014	240-38336-3	NM	06/10/2014	06/16/2014	06/16/2014	6	0	6
HARD	MG/L	MSA-SW37D-061014	240-38336-4	NM	06/10/2014	06/16/2014	06/16/2014	6	0	6
HARD	MG/L	MSA-SW38A-061014	240-38336-5	NM	06/10/2014	06/16/2014	06/16/2014	6	0	6
HARD	MG/L	MSA-SW37A-061014	240-38336-1	NM	06/10/2014	06/16/2014	06/16/2014	6	0	6
HARD	MG/L	MSA-SW38B-061014	240-38336-6	NM	06/10/2014	06/16/2014	06/16/2014	6	0	6
HARD	MG/L	MSA-SW38C-061014	240-38336-7	NM	06/10/2014	06/16/2014	06/16/2014	6	0	6
HARD	MG/L	MSA-SW40B-061014	240-38336-14	NM	06/10/2014	06/16/2014	06/16/2014	6	0	6
HARD	MG/L	MSA-SW39A-061014	240-38336-9	NM	06/10/2014	06/16/2014	06/16/2014	6	0	6
HARD	MG/L	MSA-SW41C-061014	240-38336-19	NM	06/10/2014	06/16/2014	06/16/2014	6	0	6
HARD	MG/L	MSA-SW39C-061014	240-38336-11	NM	06/10/2014	06/16/2014	06/16/2014	6	0	6
HARD	MG/L	MSA-SW40A-061014	240-38336-13	NM	06/10/2014	06/16/2014	06/16/2014	6	0	6
HARD	MG/L	MSA-SW40C-061014	240-38336-15	NM	06/10/2014	06/16/2014	06/16/2014	6	0	6
HARD	MG/L	MSA-SW40D-061014	240-38336-16	NM	06/10/2014	06/16/2014	06/16/2014	6	0	6

SORT	UNITS	NSAMPLE	LAB_ID	QC_TYPE	SAMP_DATE	EXTR_DATE	ANAL_DATE	SMP_EXTR	EXTR_ANL	SMP_ANL
HARD	MG/L	MSA-SW41A-061014	240-38336-17	NM	06/10/2014	06/16/2014	06/16/2014	6	0	6
HARD	MG/L	MSA-SW41B-061014	240-38336-18	NM	06/10/2014	06/16/2014	06/16/2014	6	0	6
HARD	MG/L	MSA-SW38D-061014	240-38336-8	NM	06/10/2014	06/16/2014	06/16/2014	6	0	6
OV	UG/L	MSA-SW43A-061014	240-38336-25	NM	06/10/2014	06/21/2014	06/21/2014	11	0	11
OV	UG/L	MSA-SW45C-061014	240-38336-35	NM	06/10/2014	06/21/2014	06/21/2014	11	0	11
OV	UG/L	MSA-SW45D-061014	240-38336-36	NM	06/10/2014	06/21/2014	06/21/2014	11	0	11
OV	UG/L	MSA-SW37C-061014	240-38336-3	NM	06/10/2014	06/20/2014	06/20/2014	10	0	10
OV	UG/L	MSA-SW43C-061014	240-38336-27	NM	06/10/2014	06/21/2014	06/21/2014	11	0	11
OV	UG/L	MSA-SW39C-061014	240-38336-11	NM	06/10/2014	06/20/2014	06/20/2014	10	0	10
OV	UG/L	MSA-SW39B-061014	240-38336-10	NM	06/10/2014	06/20/2014	06/20/2014	10	0	10
OV	UG/L	MSA-SW39A-061014	240-38336-9	NM	06/10/2014	06/20/2014	06/20/2014	10	0	10
OV	UG/L	MSA-SW38D-061014	240-38336-8	NM	06/10/2014	06/20/2014	06/20/2014	10	0	10
OV	UG/L	MSA-SW38C-061014	240-38336-7	NM	06/10/2014	06/20/2014	06/20/2014	10	0	10
OV	UG/L	MSA-SW38B-061014	240-38336-6	NM	06/10/2014	06/20/2014	06/20/2014	10	0	10
OV	UG/L	MSA-SW40A-061014	240-38336-13	NM	06/10/2014	06/21/2014	06/21/2014	11	0	11
OV	UG/L	MSA-SW37D-061014	240-38336-4	NM	06/10/2014	06/20/2014	06/20/2014	10	0	10
OV	UG/L	MSA-SW40B-061014	240-38336-14	NM	06/10/2014	06/21/2014	06/21/2014	11	0	11
OV	UG/L	MSA-SW37B-061014	240-38336-2	NM	06/10/2014	06/20/2014	06/20/2014	10	0	10

SORT	UNITS	NSAMPLE	LAB_ID	QC_TYPE	SAMP_DATE	EXTR_DATE	ANAL_DATE	SMP_EXTR	EXTR_ANL	SMP_ANL
OV	UG/L	MSA-SW37A-061014	240-38336-1	NM	06/10/2014	06/20/2014	06/20/2014	10	0	10
OV	UG/L	EL-SW01D-061014	240-38336-40	NM	06/10/2014	06/22/2014	06/22/2014	12	0	12
OV	UG/L	EL-SW01C-061014	240-38336-39	NM	06/10/2014	06/22/2014	06/22/2014	12	0	12
OV	UG/L	TB-061014	240-38336-41	TB	06/10/2014	06/22/2014	06/22/2014	12	0	12
OV	UG/L	EL-SW01B-061014	240-38336-38	NM	06/10/2014	06/22/2014	06/22/2014	12	0	12
OV	UG/L	EL-SW01A-061014	240-38336-37	NM	06/10/2014	06/22/2014	06/22/2014	12	0	12
OV	UG/L	MSA-SW38A-061014	240-38336-5	NM	06/10/2014	06/20/2014	06/20/2014	10	0	10
OV	UG/L	MSA-SW42B-061014	240-38336-22	NM	06/10/2014	06/21/2014	06/21/2014	11	0	11
OV	UG/L	MSA-SW45A-061014	240-38336-33	NM	06/10/2014	06/21/2014	06/21/2014	11	0	11
OV	UG/L	MSA-SW44D-061014	240-38336-32	NM	06/10/2014	06/21/2014	06/21/2014	11	0	11
OV	UG/L	MSA-SW44C-061014	240-38336-31	NM	06/10/2014	06/21/2014	06/21/2014	11	0	11
OV	UG/L	MSA-SW44B-061014	240-38336-30	NM	06/10/2014	06/21/2014	06/21/2014	11	0	11
OV	UG/L	MSA-SW44A-061014	240-38336-29	NM	06/10/2014	06/21/2014	06/21/2014	11	0	11
OV	UG/L	MSA-SW43D-061014	240-38336-28	NM	06/10/2014	06/21/2014	06/21/2014	11	0	11
OV	UG/L	MSA-SW43B-061014	240-38336-26	NM	06/10/2014	06/21/2014	06/21/2014	11	0	11
OV	UG/L	MSA-SW39D-061014	240-38336-12	NM	06/10/2014	06/20/2014	06/20/2014	10	0	10
OV	UG/L	MSA-SW42C-061014	240-38336-23	NM	06/10/2014	06/21/2014	06/21/2014	11	0	11
OV	UG/L	MSA-SW45B-061014	240-38336-34	NM	06/10/2014	06/21/2014	06/21/2014	11	0	11

SORT	UNITS	NSAMPLE	LAB_ID	QC_TYPE	SAMP_DATE	EXTR_DATE	ANAL_DATE	SMP_EXTR	EXTR_ANL	SMP_ANL
OV	UG/L	MSA-SW42A-061014	240-38336-21	NM	06/10/2014	06/21/2014	06/21/2014	11	0	11
OV	UG/L	MSA-SW41D-061014	240-38336-20	NM	06/10/2014	06/21/2014	06/21/2014	11	0	11
OV	UG/L	MSA-SW41C-061014	240-38336-19	NM	06/10/2014	06/21/2014	06/21/2014	11	0	11
OV	UG/L	MSA-SW41B-061014	240-38336-18	NM	06/10/2014	06/21/2014	06/21/2014	11	0	11
OV	UG/L	MSA-SW41A-061014	240-38336-17	NM	06/10/2014	06/21/2014	06/21/2014	11	0	11
OV	UG/L	MSA-SW40D-061014	240-38336-16	NM	06/10/2014	06/21/2014	06/21/2014	11	0	11
OV	UG/L	MSA-SW40C-061014	240-38336-15	NM	06/10/2014	06/21/2014	06/21/2014	11	0	11
OV	UG/L	MSA-SW42D-061014	240-38336-24	NM	06/10/2014	06/21/2014	06/21/2014	11	0	11

FORM V
GC/MS VOA INSTRUMENT PERFORMANCE CHECK
BROMOFLUOROBENZENE (BFB)

Lab Name: TestAmerica Canton Job No.: 240-38336-1

SDG No.:

Lab File ID: BFB160.D BFB Injection Date: 06/04/2014

Instrument ID: A3UX17 BFB Injection Time: 09:31

Analysis Batch No.: 133298

M/E	ION ABUNDANCE CRITERIA	% RELATIVE ABUNDANCE	
50	15.0 - 40.0 % of mass 95	15.2	
75	30.0 - 60.0 % of mass 95	45.9	
95	Base Peak, 100% relative abundance	100.0	
96	5.0 - 9.0 % of mass 95	6.5	
173	Less than 2.0 % of mass 174	0.7	(0.6)1
174	50.0 - 120.00 % of mass 95	106.1	
175	5.0 - 9.0 % of mass 174	6.9	(6.5)1
176	95.0 - 101.0 % of mass 174	103.8	(97.8)1
177	5.0 - 9.0 % of mass 176	6.6	(6.3)2

1-Value is % mass 174 2-Value is % mass 176

THIS CHECK APPLIES TO THE FOLLOWING SAMPLES, MS, MSD, BLANKS AND STANDARDS:

CLIENT SAMPLE ID	LAB SAMPLE ID	LAB FILE ID	DATE ANALYZED	TIME ANALYZED
	STD8260 240-133298/2	UXR3832.D	06/04/2014	10:03
	STD8260 240-133298/3	UXR3833.D	06/04/2014	10:26
	STD8260 240-133298/4	UXR3834.D	06/04/2014	10:48
	STD8260 240-133298/5	UXR3835.D	06/04/2014	11:11
	STD8260 240-133298/6	UXR3836.D	06/04/2014	11:34
	STD8260 240-133298/7	UXR3837.D	06/04/2014	11:56
	STDA9 240-133298/8	UXR3838.D	06/04/2014	12:19
	STDA9 240-133298/9	UXR3839.D	06/04/2014	12:42
	STDA9 240-133298/10	UXR3840.D	06/04/2014	13:04
	STDA9 240-133298/11	UXR3841.D	06/04/2014	13:27
	STDA9 240-133298/12	UXR3842.D	06/04/2014	13:50
	STDA9 240-133298/13	UXR3843.D	06/04/2014	14:12
	ICV 240-133298/15	UXR3845.D	06/04/2014	14:57
	ICV 240-133298/32	UXR3847.D	06/04/2014	15:55

FORM VI
GC/MS VOA INITIAL CALIBRATION DATA
INTERNAL STANDARD CURVE EVALUATION

Lab Name: TestAmerica Canton Job No.: 240-38336-1 Analy Batch No.: 133298

SDG No.:

Instrument ID: A3UX17 GC Column: DB-624 ID: 0.18(mm) Heated Purge: (Y/N) N

Calibration Start Date: 06/04/2014 10:03 Calibration End Date: 06/04/2014 11:56 Calibration ID: 22621

Calibration Files:

LEVEL:	LAB SAMPLE ID:	LAB FILE ID:
Level 1	STD8260 240-133298/7	UXR3837.D
Level 2	STD8260 240-133298/6	UXR3836.D
Level 3	STD8260 240-133298/5	UXR3835.D
Level 4	STD8260 240-133298/4	UXR3834.D
Level 5	STD8260 240-133298/3	UXR3833.D
Level 6	STD8260 240-133298/2	UXR3832.D

ANALYTE	RRF					CURVE TYPE	COEFFICIENT			#	MIN RRF	%RSD	#	MAX %RSD	R^2 OR COD	#	MIN R^2 OR COD
	LVL 1 LVL 6	LVL 2	LVL 3	LVL 4	LVL 5		B	M1	M2								
Dichlorodifluoromethane	0.3861 0.3465	0.3328	0.3523	0.3610	0.3455	Ave		0.3540				5.1		15.0			
Chloromethane	0.3131 0.2846	0.2751	0.2752	0.2772	0.2884	Ave		0.2856			0.1000	5.1		15.0			
Vinyl chloride	0.3337 0.2889	0.3058	0.3033	0.3065	0.2974	Ave		0.3059				4.9		15.0			
Butadiene	0.3053 0.2494	0.2370	0.2516	0.2592	0.2572	Ave		0.2600				9.1		15.0			
Bromomethane	0.1257 0.0975	0.0997	0.1099	0.1090	0.1114	Ave		0.1089				9.2		15.0			
Chloroethane	0.0814 0.0816	0.0647	0.0769	0.0762	0.0829	Ave		0.0773				8.7		15.0			
Dichlorofluoromethane	0.2715 0.2924	0.2446	0.2773	0.2918	0.2981	Ave		0.2793				7.1		15.0			
Trichlorofluoromethane	0.2865 0.3010	0.2745	0.2840	0.3004	0.2989	Ave		0.2909				3.8		15.0			
Ethyl ether	0.2876 0.2012	0.2282	0.2173	0.2188	0.2268	Ave		0.2300				13.0		15.0			
Acrolein	0.0232 0.0217	0.0227	0.0216	0.0223	0.0232	Ave		0.0224				3.2		15.0			
1,1-Dichloroethene	0.3969 0.2717	0.2954	0.2780	0.2901	0.2968	Ave		0.3048				15.0		15.0			
1,1,2-Trichloro-1,2,2-trichfluoroethane	0.3623 0.2611	0.2832	0.2812	0.2959	0.2912	Ave		0.2958				12.0		15.0			
Acetone	0.1554 0.0698	0.0890	0.0712	0.0724	0.0796	Lin1	0.0785	0.0708							0.9960		0.9900
Iodomethane	0.6260 0.4542	0.4801	0.4823	0.4961	0.4887	Ave		0.5046				12.0		15.0			
Carbon disulfide	0.9127 0.7626	0.7267	0.6851	0.7537	0.7847	Ave		0.7709				10.0		15.0			

Note: The m1 coefficient is the same as Ave RRF for an Ave curve type.

FORM VI
GC/MS VOA INITIAL CALIBRATION DATA
INTERNAL STANDARD CURVE EVALUATION

Lab Name: TestAmerica Canton Job No.: 240-38336-1 Analy Batch No.: 133298

SDG No.:

Instrument ID: A3UX17 GC Column: DB-624 ID: 0.18(mm) Heated Purge: (Y/N) N

Calibration Start Date: 06/04/2014 10:03 Calibration End Date: 06/04/2014 11:56 Calibration ID: 22621

ANALYTE	RRF					CURVE TYPE	COEFFICIENT			#	MIN RRF	%RSD	#	MAX %RSD	R^2 OR COD	#	MIN R^2 OR COD
	LVL 1 LVL 6	LVL 2	LVL 3	LVL 4	LVL 5		B	M1	M2								
3-Chloro-1-propene	0.1888 0.1519	0.1381	0.1465	0.1616	0.1647	Ave		0.1586				11.0		15.0			
Methyl acetate	0.2225 0.1494	0.1701	0.1623	0.1668	0.1693	Ave		0.1734				15.0		15.0			
Methylene Chloride	0.6869 0.2760	0.3648	0.3229	0.3071	0.3061	Linl	0.2030	0.2800							0.9980		0.9900
tert-Butyl alcohol	0.0225 0.0152	0.0167	0.0171	0.0172	0.0180	Ave		0.0178				14.0		15.0			
Acrylonitrile	0.1172 0.0838	0.0920	0.0892	0.0916	0.0948	Ave		0.0947				12.0		15.0			
Methyl tert-butyl ether	0.9370 0.6850	0.7249	0.6994	0.7329	0.7598	Ave		0.7565				12.0		15.0			
trans-1,2-Dichloroethene	0.4196 0.2849	0.3168	0.2971	0.3095	0.3184	Ave		0.3244				15.0		15.0			
Hexane	0.1074 0.0773	0.0808	0.0755	0.0844	0.0833	Ave		0.0848				14.0		15.0			
1,1-Dichloroethane	0.5815 0.4453	0.4902	0.4582	0.4845	0.4911	Ave		0.4918			0.1000	9.7		15.0			
Vinyl acetate	0.3831 0.3288	0.3148	0.3139	0.3406	0.3582	Ave		0.3399				7.9		15.0			
2,2-Dichloropropane	0.3004 0.2183	0.2356	0.2298	0.2360	0.2508	Ave		0.2451				12.0		15.0			
cis-1,2-Dichloroethene	0.4004 0.3021	0.3251	0.3087	0.3355	0.3364	Ave		0.3347				10.0		15.0			
2-Butanone	0.1214 0.0920	0.1029	0.0959	0.1012	0.1031	Ave		0.1027				9.8		15.0			
Bromochloromethane	0.2278 0.1580	0.1694	0.1670	0.1669	0.1759	Ave		0.1775				14.0		15.0			
Tetrahydrofuran	0.0742 0.0560	0.0608	0.0588	0.0624	0.0635	Ave		0.0626				10.0		15.0			
Chloroform	0.6005 0.4403	0.4742	0.4628	0.4729	0.4850	Ave		0.4893				12.0		15.0			
1,1,1-Trichloroethane	0.4617 0.3309	0.3465	0.3444	0.3675	0.3707	Ave		0.3703				13.0		15.0			
Cyclohexane	0.5121 0.4316	0.4333	0.4162	0.4764	0.4771	Ave		0.4578				8.0		15.0			
1,1-Dichloropropene	0.4755 0.3433	0.3541	0.3553	0.3739	0.3797	Ave		0.3803				13.0		15.0			
Carbon tetrachloride	0.4332 0.3192	0.3197	0.3091	0.3377	0.3440	Ave		0.3438				13.0		15.0			

Note: The m1 coefficient is the same as Ave RRF for an Ave curve type.

FORM VI
GC/MS VOA INITIAL CALIBRATION DATA
INTERNAL STANDARD CURVE EVALUATION

Lab Name: TestAmerica Canton Job No.: 240-38336-1 Analy Batch No.: 133298

SDG No.:

Instrument ID: A3UX17 GC Column: DB-624 ID: 0.18(mm) Heated Purge: (Y/N) N

Calibration Start Date: 06/04/2014 10:03 Calibration End Date: 06/04/2014 11:56 Calibration ID: 22621

ANALYTE	RRF					CURVE TYPE	COEFFICIENT			#	MIN RRF	%RSD	#	MAX %RSD	R^2 OR COD	#	MIN R^2 OR COD
	LVL 1 LVL 6	LVL 2	LVL 3	LVL 4	LVL 5		B	M1	M2								
Isobutyl alcohol	0.0094 0.0064	0.0073	0.0073	0.0071	0.0075	Ave		0.0075				13.0		15.0			
Benzene	1.6474 1.1254	1.2548	1.1521	1.2265	1.2341	Ave		1.2734				15.0		15.0			
1,2-Dichloroethane	0.4775 0.3275	0.3543	0.3545	0.3605	0.3711	Ave		0.3742				14.0		15.0			
n-Heptane	0.0869 0.0770	0.0802	0.0757	0.0816	0.0818	Ave		0.0805				5.0		15.0			
Trichloroethene	0.4846 0.3360	0.3666	0.3506	0.3603	0.3729	Ave		0.3785				14.0		15.0			
Methylcyclohexane	0.5577 0.4501	0.4284	0.4491	0.4905	0.4911	Ave		0.4778				9.7		15.0			
1,2-Dichloropropane	0.3142 0.2519	0.2653	0.2565	0.2775	0.2865	Ave		0.2753				8.3		15.0			
Dibromomethane	0.1937 0.1495	0.1653	0.1574	0.1587	0.1654	Ave		0.1650				9.2		15.0			
1,4-Dioxane	0.0037 0.0026	0.0030	0.0031	0.0032	0.0033	Ave		0.0032				11.0		15.0			
Bromodichloromethane	0.3705 0.3212	0.2804	0.2977	0.3273	0.3415	Ave		0.3231				9.9		15.0			
2-Chloroethyl vinyl ether	0.1532 0.1476	0.1307	0.1363	0.1518	0.1672	Ave		0.1478				8.8		15.0			
cis-1,3-Dichloropropene	0.4151 0.3894	0.3139	0.3516	0.3913	0.4149	Ave		0.3794				10.0		15.0			
4-Methyl-2-pentanone	0.2086 0.1802	0.1837	0.1798	0.1978	0.2028	Ave		0.1922				6.5		15.0			
Toluene	1.8070 1.4789	1.5104	1.4652	1.5091	1.5673	Ave		1.5563				8.2		15.0			
trans-1,3-Dichloropropene	0.3770 0.3824	0.3059	0.3169	0.3551	0.3941	Ave		0.3552				10.0		15.0			
Ethyl methacrylate	0.2941 0.3365	0.2846	0.2880	0.3202	0.3623	Ave		0.3143				9.9		15.0			
1,1,2-Trichloroethane	0.4123 0.2741	0.2958	0.2838	0.2900	0.3037	Lin1	0.0599	0.2812							0.9980		0.9900
Tetrachloroethene	0.4915 0.3462	0.3836	0.3548	0.3613	0.3707	Ave		0.3847				14.0		15.0			
1,3-Dichloropropane	0.6071 0.4837	0.5168	0.4892	0.5037	0.5362	Ave		0.5228				8.7		15.0			
2-Hexanone	0.1611 0.1538	0.1466	0.1403	0.1510	0.1696	Ave		0.1537				6.8		15.0			

Note: The m1 coefficient is the same as Ave RRF for an Ave curve type.

FORM VI
GC/MS VOA INITIAL CALIBRATION DATA
INTERNAL STANDARD CURVE EVALUATION

Lab Name: TestAmerica Canton Job No.: 240-38336-1 Analy Batch No.: 133298

SDG No.:

Instrument ID: A3UX17 GC Column: DB-624 ID: 0.18(mm) Heated Purge: (Y/N) N

Calibration Start Date: 06/04/2014 10:03 Calibration End Date: 06/04/2014 11:56 Calibration ID: 22621

ANALYTE	RRF					CURVE TYPE	COEFFICIENT			#	MIN RRF	%RSD	#	MAX %RSD	R^2 OR COD	#	MIN R^2 OR COD
	LVL 1 LVL 6	LVL 2	LVL 3	LVL 4	LVL 5		B	M1	M2								
Dibromochloromethane	0.2968 0.3022	0.2545	0.2519	0.2819	0.3120	Ave		0.2832				8.9		15.0			
1,2-Dibromoethane	0.3140 0.2787	0.2906	0.2773	0.2843	0.3038	Ave		0.2914				5.0		15.0			
Chlorobenzene	1.3417 1.0149	1.0657	1.0002	1.0350	1.0793	Ave		1.0895			0.3000	12.0		15.0			
1,1,1,2-Tetrachloroethane	0.3981 0.3320	0.3304	0.3046	0.3252	0.3531	Ave		0.3406				9.4		15.0			
Ethylbenzene	0.6214 0.5322	0.5291	0.5063	0.5339	0.5779	Ave		0.5501				7.6		15.0			
m-Xylene & p-Xylene	0.7243 0.6681	0.6280	0.6453	0.6755	0.7135	Ave		0.6758				5.6		15.0			
o-Xylene	0.7218 0.6384	0.6024	0.6093	0.6535	0.6846	Ave		0.6517				7.0		15.0			
Styrene	1.0046 1.0395	0.9269	0.9630	1.0116	1.1000	Ave		1.0076				6.0		15.0			
Bromoform	0.2045 0.2060	0.1591	0.1635	0.1831	0.2096	Ave		0.1876			0.1000	12.0		15.0			
Isopropylbenzene	1.7324 1.6667	1.5625	1.5492	1.6651	1.7717	Ave		1.6579				5.4		15.0			
1,1,2,2-Tetrachloroethane	0.6871 0.5085	0.5710	0.5314	0.5412	0.5770	Ave		0.5693			0.3000	11.0		15.0			
Bromobenzene	0.8673 0.7383	0.7538	0.7352	0.7715	0.8017	Ave		0.7780				6.4		15.0			
1,2,3-Trichloropropane	0.2666 0.1744	0.1819	0.1910	0.1884	0.1995	Lin1	0.0392	0.1815							0.9960		0.9900
trans-1,4-Dichloro-2-butene	0.1370 0.1316	0.1136	0.1225	0.1221	0.1444	Ave		0.1285				8.8		15.0			
n-Propylbenzene	0.7034 0.7484	0.6835	0.7272	0.7574	0.8150	Ave		0.7392				6.3		15.0			
2-Chlorotoluene	0.8090 0.6408	0.6722	0.6169	0.6640	0.6948	Ave		0.6830				9.9		15.0			
1,3,5-Trimethylbenzene	1.9774 2.1205	1.9035	2.0039	2.1558	2.2656	Ave		2.0711				6.4		15.0			
4-Chlorotoluene	0.7905 0.6834	0.7033	0.6700	0.7156	0.7349	Ave		0.7163				6.0		15.0			
tert-Butylbenzene	2.0076 1.9756	1.6935	1.8354	1.9877	2.0838	Ave		1.9306				7.3		15.0			
1,2,4-Trimethylbenzene	2.2469 2.2243	2.0319	2.1413	2.2302	2.3546	Ave		2.2049				4.9		15.0			

Note: The m1 coefficient is the same as Ave RRF for an Ave curve type.

FORM VI
GC/MS VOA INITIAL CALIBRATION DATA
INTERNAL STANDARD CURVE EVALUATION

Lab Name: TestAmerica Canton Job No.: 240-38336-1 Analy Batch No.: 133298

SDG No.:

Instrument ID: A3UX17 GC Column: DB-624 ID: 0.18(mm) Heated Purge: (Y/N) N

Calibration Start Date: 06/04/2014 10:03 Calibration End Date: 06/04/2014 11:56 Calibration ID: 22621

ANALYTE	RRF					CURVE TYPE	COEFFICIENT			#	MIN RRF	%RSD	#	MAX %RSD	R^2 OR COD	#	MIN R^2 OR COD
	LVL 1 LVL 6	LVL 2	LVL 3	LVL 4	LVL 5		B	M1	M2								
sec-Butylbenzene	2.6963 2.5872	2.3954	2.4123	2.6063	2.7251	Ave		2.5704				5.4		15.0			
1,3-Dichlorobenzene	1.8988 1.3970	1.4956	1.4263	1.4565	1.5132	Ave		1.5312				12.0		15.0			
p-Isopropyltoluene	2.2763 2.3980	2.1404	2.1955	2.4242	2.5088	Ave		2.3239				6.2		15.0			
1,4-Dichlorobenzene	2.0213 1.4192	1.5082	1.4611	1.4929	1.5375	Ave		1.5734				14.0		15.0			
n-Butylbenzene	1.9546 1.7892	1.5728	1.6266	1.7944	1.8688	Ave		1.7677				8.2		15.0			
1,2-Dichlorobenzene	1.7560 1.3288	1.4437	1.3590	1.4183	1.4559	Ave		1.4603				10.0		15.0			
1,2-Dibromo-3-Chloropropane	0.1071 0.1083	0.0947	0.0976	0.1016	0.1217	Ave		0.1052				9.2		15.0			
1,2,4-Trichlorobenzene	1.2129 0.9474	0.9552	0.9416	1.0285	1.0726	Ave		1.0264				10.0		15.0			
Hexachlorobutadiene	0.7819 0.3900	0.4959	0.4491	0.4529	0.4361	Lin1	0.2038	0.4033							0.9970		0.9900
Naphthalene	1.9907 1.8686	1.6262	1.8349	2.1049	2.2853	Ave		1.9518				12.0		15.0			
1,2,3-Trichlorobenzene	1.3022 0.8393	0.9833	0.9839	1.0382	1.0287	Ave		1.0293				15.0		15.0			
Dibromofluoromethane (Surr)	0.3060 0.2521	0.2580	0.2590	0.2628	0.2623	Ave		0.2667				7.4		15.0			
1,2-Dichloroethane-d4 (Surr)	0.3780 0.2727	0.3077	0.3002	0.2870	0.2863	Ave		0.3053				12.0		15.0			
Toluene-d8 (Surr)	1.4052 1.2954	1.3011	1.2799	1.2794	1.3276	Ave		1.3148				3.6		15.0			
4-Bromofluorobenzene (Surr)	0.5214 0.4492	0.4572	0.4521	0.4519	0.4641	Ave		0.4660				5.9		15.0			

Note: The m1 coefficient is the same as Ave RRF for an Ave curve type.

FORM VI
GC/MS VOA INITIAL CALIBRATION DATA
INTERNAL STANDARD CURVE EVALUATION

Lab Name: TestAmerica Canton Job No.: 240-38336-1 Analy Batch No.: 133298

SDG No.:

Instrument ID: A3UX17 GC Column: DB-624 ID: 0.18(mm) Heated Purge: (Y/N) N

Calibration Start Date: 06/04/2014 12:19 Calibration End Date: 06/04/2014 14:12 Calibration ID: 22623

Calibration Files:

LEVEL:	LAB SAMPLE ID:	LAB FILE ID:
Level 1	STDA9 240-133298/13	UXR3843.D
Level 2	STDA9 240-133298/12	UXR3842.D
Level 3	STDA9 240-133298/11	UXR3841.D
Level 4	STDA9 240-133298/10	UXR3840.D
Level 5	STDA9 240-133298/9	UXR3839.D
Level 6	STDA9 240-133298/8	UXR3838.D

ANALYTE	RRF					CURVE TYPE	COEFFICIENT			#	MIN RRF	%RSD	#	MAX %RSD	R^2 OR COD	#	MIN R^2 OR COD
	LVL 1 LVL 6	LVL 2	LVL 3	LVL 4	LVL 5		B	M1	M2								
Acetonitrile	0.0301 0.0282	0.0305	0.0270	0.0291	0.0294	Ave		0.0291				4.5		15.0			
Diisopropyl ether	0.2423 0.2635	0.2366	0.2389	0.2482	0.2690	Ave		0.2497				5.4		15.0			
2-Chloro-1,3-butadiene	0.3790 0.4027	0.3607	0.3685	0.3791	0.3969	Ave		0.3812				4.2		15.0			
Ethyl-t-butyl ether (ETBE)	0.7010 0.7245	0.6623	0.6535	0.6921	0.7388	Ave		0.6954				4.8		15.0			
Ethyl acetate	0.1742 0.1808	0.1707	0.1707	0.1784	0.1902	Ave		0.1775				4.2		15.0			
Propionitrile	0.0367 0.0343	0.0348	0.0332	0.0351	0.0365	Ave		0.0351				3.8		15.0			
Methacrylonitrile	0.1390 0.1419	0.1429	0.1380	0.1425	0.1465	Ave		0.1418				2.1		15.0			
Tert-amyl-methyl ether (TAME)	0.5988 0.6560	0.5886	0.5990	0.6218	0.6634	Ave		0.6213				5.1		15.0			
n-Butanol	0.0052 0.0060	0.0054	0.0055	0.0058	0.0061	Ave		0.0057				6.2		15.0			
Ethyl acrylate	0.2337 0.2937	0.2383	0.2407	0.2645	0.2935	Ave		0.2608				11.0		15.0			
Methyl methacrylate	0.1760 0.1991	0.1755	0.1706	0.1888	0.2012	Ave		0.1852				7.1		15.0			
2-Nitropropane	0.0374 0.0466	0.0349	0.0356	0.0385	0.0456	Ave		0.0398				13.0		15.0			
Cyclohexanone	0.0100 0.0116	0.0107	0.0100	0.0106	0.0121	Ave		0.0108				7.9		15.0			
Pentachloroethane	0.2063 0.2691	0.2122	0.2144	0.2346	0.2578	Ave		0.2324				11.0		15.0			
1,2,3-Trimethylbenzene	1.8477 2.4098	1.9181	2.0489	2.2328	2.3381	Ave		2.1326				11.0		15.0			

Note: The m1 coefficient is the same as Ave RRF for an Ave curve type.

FORM VI

GC/MS VOA INITIAL CALIBRATION DATA

INTERNAL STANDARD CURVE EVALUATION

Lab Name: TestAmerica Canton Job No.: 240-38336-1 Analy Batch No.: 133298

SDG No.:

Instrument ID: A3UX17 GC Column: DB-624 ID: 0.18(mm) Heated Purge: (Y/N) N

Calibration Start Date: 06/04/2014 12:19 Calibration End Date: 06/04/2014 14:12 Calibration ID: 22623

ANALYTE	RRF					CURVE TYPE	COEFFICIENT			#	MIN RRF	%RSD	#	MAX %RSD	R^2 OR COD	#	MIN R^2 OR COD
	LVL 1 LVL 6	LVL 2	LVL 3	LVL 4	LVL 5		B	M1	M2								
Benzyl chloride	0.0926 0.1933	0.1067	0.1060	0.1327	0.1614	Qua	-0.083	0.1295	0.0017						1.0000		0.9900
1,3,5-Trichlorobenzene	1.1661 1.1148	1.1371	1.1087	1.1306	1.1309	Ave		1.1314				1.8		15.0			
2-Methylnaphthalene	0.8790	1.0597	1.2084	1.4537	1.4563	Lin1	-1.472	1.4838							0.9980		0.9900
n-Butyl acetate	0.1304 0.1567	0.1131	0.1172	0.1337	0.1499	Ave		0.1335				13.0		15.0			

Note: The m1 coefficient is the same as Ave RRF for an Ave curve type.

FORM VII
GC/MS VOA CONTINUING CALIBRATION DATA

Lab Name: TestAmerica Canton Job No.: 240-38336-1

SDG No.:

Lab Sample ID: ICV 240-133298/15 Calibration Date: 06/04/2014 14:57

Instrument ID: A3UX17 Calib Start Date: 06/04/2014 10:03

GC Column: DB-624 ID: 0.18(mm) Calib End Date: 06/04/2014 11:56

Lab File ID: UXR3845.D Conc. Units: ng/uL Heated Purge: (Y/N) N

ANALYTE	CURVE TYPE	AVE RRF	RRF	MIN RRF	CALC AMOUNT	SPIKE AMOUNT	%D	MAX %D
Dibromofluoromethane (Surr)	Ave	0.2667	0.2178		0.00728	0.00891	-18.3	50.0
1,2-Dichloroethane-d4 (Surr)	Ave	0.3053	0.2569		0.00750	0.00891	-15.8	50.0
Toluene-d8 (Surr)	Ave	1.315	1.160		0.00787	0.00891	-11.7	50.0
4-Bromofluorobenzene (Surr)	Ave	0.4660	0.4124		0.00789	0.00891	-11.5	50.0

FORM VII
GC/MS VOA CONTINUING CALIBRATION DATA

Lab Name: TestAmerica Canton Job No.: 240-38336-1

SDG No.:

Lab Sample ID: ICV 240-133298/15 Calibration Date: 06/04/2014 14:57

Instrument ID: A3UX17 Calib Start Date: 06/04/2014 12:19

GC Column: DB-624 ID: 0.18(mm) Calib End Date: 06/04/2014 14:12

Lab File ID: UXR3845.D Conc. Units: ng/uL Heated Purge: (Y/N) N

ANALYTE	CURVE TYPE	AVE RRF	RRF	MIN RRF	CALC AMOUNT	SPIKE AMOUNT	%D	MAX %D
Acetonitrile	Ave	0.0291	0.0277		20.0	0.100	-4.6	50.0
Diisopropyl ether	Ave	0.2497	0.2425		10.0	0.0100	-2.9	50.0
2-Chloro-1,3-butadiene	Ave	0.3812	0.3667		2.00	0.0100	-3.8	50.0
Ethyl-t-butyl ether (ETBE)	Ave	0.6954	0.6678		5.00	0.0100	-4.0	50.0
Ethyl acetate	Ave	0.1775	0.1746		4.00	0.0200	-1.6	50.0
Propionitrile	Ave	0.0351	0.0336		4.00	0.100	-4.3	50.0
Methacrylonitrile	Ave	0.1418	0.1380		2.00	0.100	-2.7	50.0
Tert-amyl-methyl ether (TAME)	Ave	0.6213	0.6021		5.00	0.0100	-3.1	50.0
n-Butanol	Ave	0.0057	0.0054		50.0	0.250	-5.6	50.0
Ethyl acrylate	Ave	0.2608	0.2514		1.00	0.0100	-3.6	50.0
Methyl methacrylate	Ave	0.1852	0.1794		2.00	0.0200	-3.1	50.0
2-Nitropropane	Ave	0.0398	0.0368		2.00	0.0200	-7.5	50.0
Cyclohexanone	Ave	0.0108	0.0099		20.0	0.100	-8.6	50.0
Pentachloroethane	Ave	0.2324	0.2277		0.0196	0.0200	-2.0	50.0
1,2,3-Trimethylbenzene	Ave	2.133	2.152		0.0101	0.0100	0.9	50.0
Benzyl chloride	Qua		0.1174		1.00	0.0100	-12.7	50.0
1,3,5-Trichlorobenzene	Ave	1.131	1.048		1.00	0.0100	-7.4	50.0
2-Methylnaphthalene	Lin1		0.7127		5.00	0.0200	-47.0	50.0

FORM VII
GC/MS VOA CONTINUING CALIBRATION DATA

Lab Name: TestAmerica Canton Job No.: 240-38336-1

SDG No.:

Lab Sample ID: ICV 240-133298/32 Calibration Date: 06/04/2014 15:55

Instrument ID: A3UX17 Calib Start Date: 06/04/2014 10:03

GC Column: DB-624 ID: 0.18(mm) Calib End Date: 06/04/2014 11:56

Lab File ID: UXR3847.D Conc. Units: ng/uL Heated Purge: (Y/N) N

ANALYTE	CURVE TYPE	AVE RRF	RRF	MIN RRF	CALC AMOUNT	SPIKE AMOUNT	%D	MAX %D
Dichlorodifluoromethane	Ave	0.3540	0.2444		1.00	0.0100	-31.0	50.0
Chloromethane	Ave	0.2856	0.2388	0.1000	1.00	0.0100	-16.4	50.0
Vinyl chloride	Ave	0.3059	0.2700		1.00	0.0100	-11.7	20.0
Butadiene	Ave	0.2600	0.2119		0.00815	0.0100	-18.5	50.0
Bromomethane	Ave	0.1089	0.0941		1.00	0.0100	-13.6	50.0
Chloroethane	Ave	0.0773	0.0658		1.00	0.0100	-14.9	50.0
Dichlorofluoromethane	Ave	0.2793	0.2558		2.00	0.0100	-8.4	50.0
Trichlorofluoromethane	Ave	0.2909	0.2480		1.00	0.0100	-14.7	50.0
Ethyl ether	Ave	0.2300	0.2158		2.00	0.0100	-6.2	50.0
Acrolein	Ave	0.0224	0.0178		20.0	0.0500	-20.6	50.0
1,1-Dichloroethene	Ave	0.3048	0.2716		1.00	0.0100	-10.9	20.0
1,1,2-Trichloro-1,2,2-trichfluoroethane	Ave	0.2958	0.2700		1.00	0.0100	-8.7	50.0
Acetone	Lin1		0.0730		10.0	0.0200	-2.4	50.0
Iodomethane	Ave	0.5046	0.4658		1.00	0.0100	-7.7	50.0
Carbon disulfide	Ave	0.7709	0.7143		1.00	0.0100	-7.3	50.0
3-Chloro-1-propene	Ave	0.1586	0.1521		2.00	0.0100	-4.1	50.0
Methyl acetate	Ave	0.1734	0.1559		10.0	0.0500	-10.1	50.0
Methylene Chloride	Lin1		0.2916		1.00	0.0100	-3.1	50.0
tert-Butyl alcohol	Ave	0.0178	0.0154		50.0	0.100	-13.7	50.0
Acrylonitrile	Ave	0.0947	0.0872		20.0	0.100	-8.0	50.0
Methyl tert-butyl ether	Ave	0.7565	0.6952		1.00	0.0100	-8.1	50.0
trans-1,2-Dichloroethene	Ave	0.3244	0.3019		1.00	0.0100	-6.9	50.0
Hexane	Ave	0.0848	0.0794		1.00	0.0100	-6.4	20.0
1,1-Dichloroethane	Ave	0.4918	0.4542	0.1000	1.00	0.0100	-7.7	50.0
Vinyl acetate	Ave	0.3399	0.4018		2.00	0.00800	18.2	50.0
2,2-Dichloropropane	Ave	0.2451	0.2234		1.00	0.0100	-8.9	50.0
cis-1,2-Dichloroethene	Ave	0.3347	0.3094		1.00	0.0100	-7.6	50.0
2-Butanone	Ave	0.1027	0.0934		10.0	0.0200	-9.1	50.0
Bromochloromethane	Ave	0.1775	0.1587		1.00	0.0100	-10.6	50.0
Tetrahydrofuran	Ave	0.0626	0.0573		5.00	0.0200	-8.5	50.0
Chloroform	Ave	0.4893	0.4454		1.00	0.0100	-9.0	20.0
1,1,1-Trichloroethane	Ave	0.3703	0.3315		1.00	0.0100	-10.5	50.0
Cyclohexane	Ave	0.4578	0.4432		1.00	0.0100	-3.2	50.0
1,1-Dichloropropene	Ave	0.3803	0.3577		1.00	0.0100	-6.0	50.0
Carbon tetrachloride	Ave	0.3438	0.3053		1.00	0.0100	-11.2	50.0
Isobutyl alcohol	Ave	0.0075	0.0066		50.0	0.250	-12.0	50.0
Benzene	Ave	1.273	1.162		1.00	0.0100	-8.7	50.0
1,2-Dichloroethane	Ave	0.3742	0.3419		1.00	0.0100	-8.6	50.0
n-Heptane	Ave	0.0805	0.0758		1.00	0.0100	-5.9	50.0
Trichloroethene	Ave	0.3785	0.3375		1.00	0.0100	-10.8	50.0

FORM VII
GC/MS VOA CONTINUING CALIBRATION DATA

Lab Name: TestAmerica Canton Job No.: 240-38336-1

SDG No.:

Lab Sample ID: ICV 240-133298/32 Calibration Date: 06/04/2014 15:55

Instrument ID: A3UX17 Calib Start Date: 06/04/2014 10:03

GC Column: DB-624 ID: 0.18(mm) Calib End Date: 06/04/2014 11:56

Lab File ID: UXR3847.D Conc. Units: ng/uL Heated Purge: (Y/N) N

ANALYTE	CURVE TYPE	AVE RRF	RRF	MIN RRF	CALC AMOUNT	SPIKE AMOUNT	%D	MAX %D
Methylcyclohexane	Ave	0.4778	0.4535		1.00	0.0100	-5.1	50.0
1,2-Dichloropropane	Ave	0.2753	0.2545		1.00	0.0100	-7.6	20.0
1,4-Dioxane	Ave	0.0032	0.0028		50.0	0.200	-10.3	50.0
Dibromomethane	Ave	0.1650	0.1480		1.00	0.0100	-10.3	50.0
Bromodichloromethane	Ave	0.3231	0.2925		1.00	0.0100	-9.5	50.0
2-Chloroethyl vinyl ether	Ave	0.1478	0.2419		10.0	0.0120	63.7*	50.0
cis-1,3-Dichloropropene	Ave	0.3794	0.3532		1.00	0.0100	-6.9	50.0
4-Methyl-2-pentanone	Ave	0.1922	0.1821		10.0	0.0200	-5.2	50.0
Toluene	Ave	1.556	1.449		1.00	0.0100	-6.9	20.0
trans-1,3-Dichloropropene	Ave	0.3552	0.3292		1.00	0.0100	-7.3	50.0
Ethyl methacrylate	Ave	0.3143	0.3125		1.00	0.0100	-0.6	50.0
1,1,2-Trichloroethane	Lin1		0.2816		1.00	0.0100	-2.0	50.0
Tetrachloroethene	Ave	0.3847	0.3510		1.00	0.0100	-8.8	50.0
1,3-Dichloropropane	Ave	0.5228	0.4845		1.00	0.0100	-7.3	50.0
2-Hexanone	Ave	0.1537	0.1493		10.0	0.0200	-2.9	50.0
Dibromochloromethane	Ave	0.2832	0.2574		1.00	0.0100	-9.1	50.0
1,2-Dibromoethane	Ave	0.2914	0.2771		1.00	0.0100	-4.9	50.0
Chlorobenzene	Ave	1.089	0.9849	0.3000	1.00	0.0100	-9.6	50.0
1,1,1,2-Tetrachloroethane	Ave	0.3406	0.3153		1.00	0.0100	-7.4	50.0
Ethylbenzene	Ave	0.5501	0.5171		1.00	0.0100	-6.0	20.0
m-Xylene & p-Xylene	Ave	0.6758	0.6601		2.00	0.0100	-2.3	50.0
o-Xylene	Ave	0.6517	0.6183		1.00	0.0100	-5.1	50.0
Styrene	Ave	1.008	0.9821		1.00	0.0100	-2.5	50.0
Bromoform	Ave	0.1876	0.1710	0.1000	1.00	0.0100	-8.8	50.0
Isopropylbenzene	Ave	1.658	1.592		1.00	0.0100	-4.0	50.0
1,1,2,2-Tetrachloroethane	Ave	0.5693	0.5136	0.3000	1.00	0.0100	-9.8	50.0
Bromobenzene	Ave	0.7780	0.7381		1.00	0.0100	-5.1	50.0
1,2,3-Trichloropropane	Lin1		0.1829		1.00	0.0100	-1.4	50.0
trans-1,4-Dichloro-2-butene	Ave	0.1285	0.1176		1.00	0.0100	-8.5	50.0
n-Propylbenzene	Ave	0.7392	0.7537		1.00	0.0100	2.0	50.0
2-Chlorotoluene	Ave	0.6830	0.6469		1.00	0.0100	-5.3	50.0
1,3,5-Trimethylbenzene	Ave	2.071	2.042		1.00	0.0100	-1.4	50.0
4-Chlorotoluene	Ave	0.7163	0.6736		1.00	0.0100	-6.0	50.0
tert-Butylbenzene	Ave	1.931	1.861		1.00	0.0100	-3.6	50.0
1,2,4-Trimethylbenzene	Ave	2.205	2.167		1.00	0.0100	-1.7	50.0
sec-Butylbenzene	Ave	2.570	2.478		1.00	0.0100	-3.6	50.0
1,3-Dichlorobenzene	Ave	1.531	1.401		1.00	0.0100	-8.5	50.0
p-Isopropyltoluene	Ave	2.324	2.284		1.00	0.0100	-1.7	50.0
1,4-Dichlorobenzene	Ave	1.573	1.448		1.00	0.0100	-7.9	50.0
n-Butylbenzene	Ave	1.768	1.706		1.00	0.0100	-3.5	50.0
1,2-Dichlorobenzene	Ave	1.460	1.328		1.00	0.0100	-9.0	50.0

FORM VII
GC/MS VOA CONTINUING CALIBRATION DATA

Lab Name: TestAmerica Canton Job No.: 240-38336-1

SDG No.:

Lab Sample ID: ICV 240-133298/32 Calibration Date: 06/04/2014 15:55

Instrument ID: A3UX17 Calib Start Date: 06/04/2014 10:03

GC Column: DB-624 ID: 0.18(mm) Calib End Date: 06/04/2014 11:56

Lab File ID: UXR3847.D Conc. Units: ng/uL Heated Purge: (Y/N) N

ANALYTE	CURVE TYPE	AVE RRF	RRF	MIN RRF	CALC AMOUNT	SPIKE AMOUNT	%D	MAX %D
1,2-Dibromo-3-Chloropropane	Ave	0.1052	0.0973		2.00	0.0100	-7.5	50.0
1,2,4-Trichlorobenzene	Ave	1.026	0.9141		1.00	0.0100	-10.9	50.0
Hexachlorobutadiene	Lin1		0.4193		1.00	0.0100	-1.1	50.0
Naphthalene	Ave	1.952	1.783		1.00	0.0100	-8.7	50.0
1,2,3-Trichlorobenzene	Ave	1.029	0.8869		1.00	0.0100	-13.8	50.0
Dibromofluoromethane (Surr)	Ave	0.2667	0.2198		0.00735	0.00891	-17.6	50.0
1,2-Dichloroethane-d4 (Surr)	Ave	0.3053	0.2402		0.00701	0.00891	-21.3	50.0
Toluene-d8 (Surr)	Ave	1.315	1.129		0.00765	0.00891	-14.1	50.0
4-Bromofluorobenzene (Surr)	Ave	0.4660	0.3983		0.00762	0.00891	-14.5	50.0

FORM V
GC/MS VOA INSTRUMENT PERFORMANCE CHECK
BROMOFLUOROBENZENE (BFB)

Lab Name: TestAmerica Canton Job No.: 240-38336-1

SDG No.:

Lab File ID: BFB182.D BFB Injection Date: 06/21/2014

Instrument ID: A3UX17 BFB Injection Time: 15:16

Analysis Batch No.: 135652

M/E	ION ABUNDANCE CRITERIA	% RELATIVE ABUNDANCE	
50	15.0 - 40.0 % of mass 95	15.8	
75	30.0 - 60.0 % of mass 95	44.7	
95	Base Peak, 100% relative abundance	100.0	
96	5.0 - 9.0 % of mass 95	6.4	
173	Less than 2.0 % of mass 174	0.4	(0.4)1
174	50.0 - 120.00 % of mass 95	89.2	
175	5.0 - 9.0 % of mass 174	6.3	(7.0)1
176	95.0 - 101.0 % of mass 174	85.8	(96.2)1
177	5.0 - 9.0 % of mass 176	5.8	(6.8)2

1-Value is % mass 174 2-Value is % mass 176

THIS CHECK APPLIES TO THE FOLLOWING SAMPLES, MS, MSD, BLANKS AND STANDARDS:

CLIENT SAMPLE ID	LAB SAMPLE ID	LAB FILE ID	DATE ANALYZED	TIME ANALYZED
	CCVIS 240-135652/2	UXR4177.D	06/21/2014	15:42
	CCV 240-135652/3	UXR4178.D	06/21/2014	16:04
	LCS 240-135652/4	UXR4179.D	06/21/2014	16:27
	MB 240-135652/6	UXR4181.D	06/21/2014	17:12
MSA-SW42A-061014	240-38336-21	UXR4182.D	06/21/2014	17:41
MSA-SW42B-061014	240-38336-22	UXR4183.D	06/21/2014	18:03
MSA-SW42C-061014	240-38336-23	UXR4184.D	06/21/2014	18:26
MSA-SW42D-061014	240-38336-24	UXR4185.D	06/21/2014	18:49
MSA-SW43A-061014	240-38336-25	UXR4186.D	06/21/2014	19:12
MSA-SW43B-061014	240-38336-26	UXR4187.D	06/21/2014	19:34
MSA-SW43C-061014	240-38336-27	UXR4188.D	06/21/2014	19:57
MSA-SW43D-061014	240-38336-28	UXR4189.D	06/21/2014	20:20
MSA-SW44A-061014	240-38336-29	UXR4190.D	06/21/2014	20:42
MSA-SW44B-061014	240-38336-30	UXR4191.D	06/21/2014	21:05
MSA-SW44C-061014	240-38336-31	UXR4192.D	06/21/2014	21:28
MSA-SW44D-061014	240-38336-32	UXR4193.D	06/21/2014	21:50
MSA-SW45A-061014	240-38336-33	UXR4194.D	06/21/2014	22:13
MSA-SW45B-061014	240-38336-34	UXR4195.D	06/21/2014	22:35
MSA-SW45C-061014	240-38336-35	UXR4196.D	06/21/2014	22:58
MSA-SW45D-061014	240-38336-36	UXR4197.D	06/21/2014	23:20

FORM VII
GC/MS VOA CONTINUING CALIBRATION DATA

Lab Name: TestAmerica Canton Job No.: 240-38336-1

SDG No.:

Lab Sample ID: CCVIS 240-135652/2 Calibration Date: 06/21/2014 15:42

Instrument ID: A3UX17 Calib Start Date: 06/04/2014 10:03

GC Column: DB-624 ID: 0.18(mm) Calib End Date: 06/04/2014 11:56

Lab File ID: UXR4177.D Conc. Units: ng/uL Heated Purge: (Y/N) N

ANALYTE	CURVE TYPE	AVE RRF	RRF	MIN RRF	CALC AMOUNT	SPIKE AMOUNT	%D	MAX %D
Dichlorodifluoromethane	Ave	0.3540	0.3318		1.00	0.0100	-6.3	50.0
Chloromethane	Ave	0.2856	0.2736	0.1000	1.00	0.0100	-4.2	50.0
Vinyl chloride	Ave	0.3059	0.2957		1.00	0.0100	-3.4	20.0
Butadiene	Ave	0.2600	0.2626		0.0101	0.0100	1.0	50.0
Bromomethane	Ave	0.1089	0.1188		1.00	0.0100	9.1	50.0
Chloroethane	Ave	0.0773	0.1540		1.00	0.0100	99.3*	50.0
Dichlorofluoromethane	Ave	0.2793	0.3422		2.00	0.0100	22.5	50.0
Trichlorofluoromethane	Ave	0.2909	0.2139		1.00	0.0100	-26.5	50.0
Ethyl ether	Ave	0.2300	0.2067		2.00	0.0100	-10.1	50.0
Acrolein	Ave	0.0224	0.0220		20.0	0.0500	-2.2	50.0
1,1-Dichloroethene	Ave	0.3048	0.2623		1.00	0.0100	-14.0	20.0
1,1,2-Trichloro-1,2,2-trichfluoroethane	Ave	0.2958	0.2254		1.00	0.0100	-23.8	50.0
Acetone	Lin1		0.0806		10.0	0.0200	8.3	50.0
Iodomethane	Ave	0.5046	0.4152		1.00	0.0100	-17.7	50.0
Carbon disulfide	Ave	0.7709	0.7111		1.00	0.0100	-7.8	50.0
3-Chloro-1-propene	Ave	0.1586	0.1429		2.00	0.0100	-9.9	50.0
Methyl acetate	Ave	0.1734	0.1554		10.0	0.0500	-10.4	50.0
Methylene Chloride	Lin1		0.2824		1.00	0.0100	-6.4	50.0
tert-Butyl alcohol	Ave	0.0178	0.0146		50.0	0.100	-18.0	50.0
Acrylonitrile	Ave	0.0947	0.0872		20.0	0.100	-7.9	50.0
Methyl tert-butyl ether	Ave	0.7565	0.6642		1.00	0.0100	-12.2	50.0
trans-1,2-Dichloroethene	Ave	0.3244	0.2874		1.00	0.0100	-11.4	50.0
Hexane	Ave	0.0848	0.0671		1.00	0.0100	-20.8*	20.0
1,1-Dichloroethane	Ave	0.4918	0.4394	0.1000	1.00	0.0100	-10.7	50.0
Vinyl acetate	Ave	0.3399	0.2896		2.00	0.00960	-14.8	50.0
2,2-Dichloropropane	Ave	0.2451	0.1906		1.00	0.0100	-22.2	50.0
2-Butanone	Ave	0.1027	0.0962		10.0	0.0200	-6.4	50.0
cis-1,2-Dichloroethene	Ave	0.3347	0.2954		1.00	0.0100	-11.7	50.0
Bromochloromethane	Ave	0.1775	0.1561		1.00	0.0100	-12.1	50.0
Tetrahydrofuran	Ave	0.0626	0.0570		5.00	0.0200	-8.9	50.0
Chloroform	Ave	0.4893	0.4327		1.00	0.0100	-11.6	20.0
1,1,1-Trichloroethane	Ave	0.3703	0.2898		1.00	0.0100	-21.7	50.0
Cyclohexane	Ave	0.4578	0.4075		1.00	0.0100	-11.0	50.0
1,1-Dichloropropene	Ave	0.3803	0.3292		1.00	0.0100	-13.4	50.0
Carbon tetrachloride	Ave	0.3438	0.2672		1.00	0.0100	-22.3	50.0
Isobutyl alcohol	Ave	0.0075	0.0076		50.0	0.250	1.0	50.0
Benzene	Ave	1.273	1.094		1.00	0.0100	-14.1	50.0
1,2-Dichloroethane	Ave	0.3742	0.3169		1.00	0.0100	-15.3	50.0
n-Heptane	Ave	0.0805	0.0594		1.00	0.0100	-26.2	50.0
Trichloroethene	Ave	0.3785	0.3173		1.00	0.0100	-16.2	50.0

FORM VII
GC/MS VOA CONTINUING CALIBRATION DATA

Lab Name: TestAmerica Canton Job No.: 240-38336-1

SDG No.:

Lab Sample ID: CCVIS 240-135652/2 Calibration Date: 06/21/2014 15:42

Instrument ID: A3UX17 Calib Start Date: 06/04/2014 10:03

GC Column: DB-624 ID: 0.18(mm) Calib End Date: 06/04/2014 11:56

Lab File ID: UXR4177.D Conc. Units: ng/uL Heated Purge: (Y/N) N

ANALYTE	CURVE TYPE	AVE RRF	RRF	MIN RRF	CALC AMOUNT	SPIKE AMOUNT	%D	MAX %D
Methylcyclohexane	Ave	0.4778	0.3982		1.00	0.0100	-16.7	50.0
1,2-Dichloropropane	Ave	0.2753	0.2371		1.00	0.0100	-13.9	20.0
1,4-Dioxane	Ave	0.0032	√ 0.0027		50.0	0.200	-14.9	50.0
Dibromomethane	Ave	0.1650	0.1444		1.00	0.0100	-12.5	50.0
Bromodichloromethane	Ave	0.3231	0.2828		1.00	0.0100	-12.5	50.0
2-Chloroethyl vinyl ether	Ave	0.1478	0.1281		10.0	0.0200	-13.3	50.0
cis-1,3-Dichloropropene	Ave	0.3794	0.3301		1.00	0.0100	-13.0	50.0
4-Methyl-2-pentanone	Ave	0.1922	0.1706		10.0	0.0200	-11.2	50.0
Toluene	Ave	1.556	1.557		1.00	0.0100	0.0	20.0
trans-1,3-Dichloropropene	Ave	0.3552	0.3615		1.00	0.0100	1.8	50.0
Ethyl methacrylate	Ave	0.3143	0.3121		1.00	0.0100	-0.7	50.0
1,1,2-Trichloroethane	Lin1		0.3025		1.00	0.0100	5.4	50.0
Tetrachloroethene	Ave	0.3847	0.3570		1.00	0.0100	-7.2	50.0
1,3-Dichloropropane	Ave	0.5228	0.5060		1.00	0.0100	-3.2	50.0
2-Hexanone	Ave	0.1537	0.1526		10.0	0.0200	-0.8	50.0
Dibromochloromethane	Ave	0.2832	0.2991		1.00	0.0100	5.6	50.0
1,2-Dibromoethane	Ave	0.2914	0.2942		1.00	0.0100	0.9	50.0
Chlorobenzene	Ave	1.089	1.051	0.3000	1.00	0.0100	-3.6	50.0
1,1,1,2-Tetrachloroethane	Ave	0.3406	0.3533		1.00	0.0100	3.8	50.0
Ethylbenzene	Ave	0.5501	0.5491		1.00	0.0100	-0.2	20.0
m-Xylene & p-Xylene	Ave	0.6758	0.6910		2.00	0.0100	2.2	50.0
o-Xylene	Ave	0.6517	0.6657		1.00	0.0100	2.2	50.0
Styrene	Ave	1.008	1.054		1.00	0.0100	4.6	50.0
Bromoform	Ave	0.1876	0.2033	0.1000	1.00	0.0100	8.4	50.0
Isopropylbenzene	Ave	1.658	1.706		1.00	0.0100	2.9	50.0
1,1,2,2-Tetrachloroethane	Ave	0.5693	0.5809	0.3000	1.00	0.0100	2.0	50.0
Bromobenzene	Ave	0.7780	0.7973		1.00	0.0100	2.5	50.0
1,2,3-Trichloropropane	Lin1		0.1981		1.00	0.0100	7.0	50.0
trans-1,4-Dichloro-2-butene	Ave	0.1285	0.1500		1.00	0.0100	16.7	50.0
n-Propylbenzene	Ave	0.7392	0.7873		1.00	0.0100	6.5	50.0
2-Chlorotoluene	Ave	0.6830	0.7036		1.00	0.0100	3.0	50.0
1,3,5-Trimethylbenzene	Ave	2.071	2.254		1.00	0.0100	8.8	50.0
4-Chlorotoluene	Ave	0.7163	0.7446		1.00	0.0100	4.0	50.0
tert-Butylbenzene	Ave	1.931	2.028		1.00	0.0100	5.1	50.0
1,2,4-Trimethylbenzene	Ave	2.205	2.356		1.00	0.0100	6.9	50.0
sec-Butylbenzene	Ave	2.570	2.689		1.00	0.0100	4.6	50.0
1,3-Dichlorobenzene	Ave	1.531	1.504		1.00	0.0100	-1.8	50.0
p-Isopropyltoluene	Ave	2.324	2.453		1.00	0.0100	5.6	50.0
1,4-Dichlorobenzene	Ave	1.573	1.562		1.00	0.0100	-0.7	50.0
n-Butylbenzene	Ave	1.768	1.820		1.00	0.0100	3.0	50.0
1,2-Dichlorobenzene	Ave	1.460	1.469		1.00	0.0100	0.6	50.0

FORM VII
GC/MS VOA CONTINUING CALIBRATION DATA

Lab Name: TestAmerica Canton Job No.: 240-38336-1

SDG No.:

Lab Sample ID: CCVIS 240-135652/2 Calibration Date: 06/21/2014 15:42

Instrument ID: A3UX17 Calib Start Date: 06/04/2014 10:03

GC Column: DB-624 ID: 0.18(mm) Calib End Date: 06/04/2014 11:56

Lab File ID: UXR4177.D Conc. Units: ng/uL Heated Purge: (Y/N) N

ANALYTE	CURVE TYPE	AVE RRF	RRF	MIN RRF	CALC AMOUNT	SPIKE AMOUNT	%D	MAX %D
1,2-Dibromo-3-Chloropropane	Ave	0.1052	0.1128		2.00	0.0100	7.3	50.0
1,2,4-Trichlorobenzene	Ave	1.026	0.9203		1.00	0.0100	-10.3	50.0
Hexachlorobutadiene	Lin1		0.3862		1.00	0.0100	-9.3	50.0
Naphthalene	Ave	1.952	1.827		1.00	0.0100	-6.4	50.0
1,2,3-Trichlorobenzene	Ave	1.029	0.8616		1.00	0.0100	-16.3	50.0
Dibromofluoromethane (Surr)	Ave	0.2667	0.2019		0.00674	0.00891	-24.3	50.0
1,2-Dichloroethane-d4 (Surr)	Ave	0.3053	0.2231		0.00651	0.00891	-26.9	50.0
Toluene-d8 (Surr)	Ave	1.315	1.141		0.00773	0.00891	-13.2	50.0
4-Bromofluorobenzene (Surr)	Ave	0.4660	0.4162		0.00796	0.00891	-10.7	50.0

FORM VII
GC/MS VOA CONTINUING CALIBRATION DATA

Lab Name: TestAmerica Canton Job No.: 240-38336-1

SDG No.:

Lab Sample ID: CCV 240-135652/3 Calibration Date: 06/21/2014 16:04

Instrument ID: A3UX17 Calib Start Date: 06/04/2014 12:19

GC Column: DB-624 ID: 0.18(mm) Calib End Date: 06/04/2014 14:12

Lab File ID: UXR4178.D Conc. Units: ng/uL Heated Purge: (Y/N) N

ANALYTE	CURVE TYPE	AVE RRF	RRF	MIN RRF	CALC AMOUNT	SPIKE AMOUNT	%D	MAX %D
Acetonitrile	Ave	0.0291	0.0242		20.0	0.100	-16.8	50.0
Diisopropyl ether	Ave	0.2497	0.2115		10.0	0.0100	-15.3	50.0
2-Chloro-1,3-butadiene	Ave	0.3812	0.3404		2.00	0.0100	-10.7	50.0
Ethyl-t-butyl ether (ETBE)	Ave	0.6954	0.6078		5.00	0.0100	-12.6	50.0
Ethyl acetate	Ave	0.1775	0.1485		4.00	0.0200	-16.3	50.0
Propionitrile	Ave	0.0351	0.0301		4.00	0.100	-14.2	50.0
Methacrylonitrile	Ave	0.1418	0.1200		2.00	0.100	-15.4	50.0
Tert-amyl-methyl ether (TAME)	Ave	0.6213	0.5392		5.00	0.0100	-13.2	50.0
n-Butanol	Ave	0.0057	0.0052		50.0	0.250	-8.0	50.0
Ethyl acrylate	Ave	0.2608	0.2012		1.00	0.0100	-22.8	50.0
Methyl methacrylate	Ave	0.1852	0.1415		2.00	0.0200	-23.6	50.0
2-Nitropropane	Ave	0.0398	0.0326		2.00	0.0200	-18.0	50.0
Cyclohexanone	Ave	0.0108	0.0114		20.0	0.100	5.2	50.0
Pentachloroethane	Ave	0.2324	0.2357		0.0203	0.0200	1.4	50.0
1,2,3-Trimethylbenzene	Ave	2.133	2.187		0.0103	0.0100	2.6	50.0
Benzyl chloride	Qua		0.1455		1.00	0.0100	4.8	50.0
1,3,5-Trichlorobenzene	Ave	1.131	1.034		1.00	0.0100	-8.6	50.0
2-Methylnaphthalene	Lin1		0.7374		5.00	0.0200	-45.3	50.0

FORM IV
GC/MS VOA METHOD BLANK SUMMARY

Lab Name: TestAmerica Canton Job No.: 240-38336-1

SDG No.:

Lab File ID: UXR4181.D Lab Sample ID: MB 240-135652/6

Matrix: Water Heated Purge: (Y/N) N

Instrument ID: A3UX17 Date Analyzed: 06/21/2014 17:12

GC Column: DB-624 ID: 0.18 (mm)

THIS METHOD BLANK APPLIES TO THE FOLLOWING SAMPLES:

CLIENT SAMPLE ID	LAB SAMPLE ID	LAB FILE ID	DATE ANALYZED
	LCS 240-135652/4	UXR4179.D	06/21/2014 16:27
MSA-SW42A-061014	240-38336-21	UXR4182.D	06/21/2014 17:41
MSA-SW42B-061014	240-38336-22	UXR4183.D	06/21/2014 18:03
MSA-SW42C-061014	240-38336-23	UXR4184.D	06/21/2014 18:26
MSA-SW42D-061014	240-38336-24	UXR4185.D	06/21/2014 18:49
MSA-SW43A-061014	240-38336-25	UXR4186.D	06/21/2014 19:12
MSA-SW43B-061014	240-38336-26	UXR4187.D	06/21/2014 19:34
MSA-SW43C-061014	240-38336-27	UXR4188.D	06/21/2014 19:57
MSA-SW43D-061014	240-38336-28	UXR4189.D	06/21/2014 20:20
MSA-SW44A-061014	240-38336-29	UXR4190.D	06/21/2014 20:42
MSA-SW44B-061014	240-38336-30	UXR4191.D	06/21/2014 21:05
MSA-SW44C-061014	240-38336-31	UXR4192.D	06/21/2014 21:28
MSA-SW44D-061014	240-38336-32	UXR4193.D	06/21/2014 21:50
MSA-SW45A-061014	240-38336-33	UXR4194.D	06/21/2014 22:13
MSA-SW45B-061014	240-38336-34	UXR4195.D	06/21/2014 22:35
MSA-SW45C-061014	240-38336-35	UXR4196.D	06/21/2014 22:58
MSA-SW45D-061014	240-38336-36	UXR4197.D	06/21/2014 23:20

FORM I
GC/MS VOA ORGANICS ANALYSIS DATA SHEET

Lab Name: TestAmerica Canton | Job No.: 240-38336-1

SDG No.:

Client Sample ID: | Lab Sample ID: MB 240-135652/6

Matrix: Water | Lab File ID: UXR4181.D

Analysis Method: 8260B | Date Collected:

Sample wt/vol: 5(mL) | Date Analyzed: 06/21/2014 17:12

Soil Aliquot Vol: | Dilution Factor: 1

Soil Extract Vol.: | GC Column: DB-624 ID: 0.18(mm)

% Moisture: | Level: (low/med) Low

Analysis Batch No.: 135652 | Units: ug/L

CAS NO.	COMPOUND NAME	RESULT	Q	RL	MDL
630-20-6	1,1,1,2-Tetrachloroethane	1.0	U	1.0	0.23
71-55-6	1,1,1-Trichloroethane	1.0	U	1.0	0.22
79-34-5	1,1,2,2-Tetrachloroethane	1.0	U	1.0	0.18
76-13-1	1,1,2-Trichloro-1,2,2-trichfluoroeth ane	1.0	U	1.0	0.28
75-34-3	1,1-Dichloroethane	1.0	U	1.0	0.15
75-35-4	1,1-Dichloroethene	1.0	U	1.0	0.19
563-58-6	1,1-Dichloropropene	1.0	U	1.0	0.13
87-61-6	1,2,3-Trichlorobenzene	1.0	U	1.0	0.17
96-18-4	1,2,3-Trichloropropane	1.0	U	1.0	0.43
526-73-8	1,2,3-Trimethylbenzene	5.0	U	5.0	0.0059
120-82-1	1,2,4-Trichlorobenzene	1.0	U	1.0	0.15
95-63-6	1,2,4-Trimethylbenzene	1.0	U	1.0	0.12
96-12-8	1,2-Dibromo-3-Chloropropane	5.0	U	5.0	0.67
106-93-4	1,2-Dibromoethane	1.0	U	1.0	0.24
95-50-1	1,2-Dichlorobenzene	1.0	U	1.0	0.13
107-06-2	1,2-Dichloroethane	1.0	U	1.0	0.22
78-87-5	1,2-Dichloropropane	1.0	U	1.0	0.18
541-73-1	1,3-Dichlorobenzene	1.0	U	1.0	0.14
142-28-9	1,3-Dichloropropane	1.0	U	1.0	0.16
106-46-7	1,4-Dichlorobenzene	1.0	U	1.0	0.13
594-20-7	2,2-Dichloropropane	1.0	U	1.0	0.13
78-93-3	2-Butanone	5.0	U	5.0	0.57
110-75-8	2-Chloroethyl vinyl ether	10	U	10	0.99
95-49-8	2-Chlorotoluene	1.0	U	1.0	0.11
591-78-6	2-Hexanone	5.0	U	5.0	0.41
106-43-4	4-Chlorotoluene	1.0	U	1.0	0.18
108-10-1	4-Methyl-2-pentanone	5.0	U	5.0	0.32
67-64-1	Acetone	1.16	J	5.0	1.1
71-43-2	Benzene	1.0	U	1.0	0.13
108-86-1	Bromobenzene	1.0	U	1.0	0.13
74-97-5	Bromochloromethane	1.0	U	1.0	0.29
75-27-4	Bromodichloromethane	1.0	U	1.0	0.15
75-25-2	Bromoform	1.0	U	1.0	0.64
74-83-9	Bromomethane	1.0	U	1.0	0.41
75-15-0	Carbon disulfide	1.0	U	1.0	0.13

FORM I
GC/MS VOA ORGANICS ANALYSIS DATA SHEET

Lab Name: TestAmerica Canton | Job No.: 240-38336-1

SDG No.:

Client Sample ID: | Lab Sample ID: MB 240-135652/6

Matrix: Water | Lab File ID: UXR4181.D

Analysis Method: 8260B | Date Collected:

Sample wt/vol: 5(mL) | Date Analyzed: 06/21/2014 17:12

Soil Aliquot Vol: | Dilution Factor: 1

Soil Extract Vol.: | GC Column: DB-624 ID: 0.18(mm)

% Moisture: | Level: (low/med) Low

Analysis Batch No.: 135652 | Units: ug/L

CAS NO.	COMPOUND NAME	RESULT	Q	RL	MDL
56-23-5	Carbon tetrachloride	1.0	U	1.0	0.13
108-90-7	Chlorobenzene	1.0	U	1.0	0.15
75-00-3	Chloroethane	1.0	U	1.0	0.29
67-66-3	Chloroform	1.0	U	1.0	0.16
74-87-3	Chloromethane	1.0	U	1.0	0.30
156-59-2	cis-1,2-Dichloroethene	1.0	U	1.0	0.17
10061-01-5	cis-1,3-Dichloropropene	1.0	U	1.0	0.14
124-48-1	Dibromochloromethane	1.0	U	1.0	0.18
74-95-3	Dibromomethane	1.0	U	1.0	0.28
75-71-8	Dichlorodifluoromethane	1.0	U	1.0	0.31
108-20-3	Diisopropyl ether	5.0	U	5.0	1.5
100-41-4	Ethylbenzene	1.0	U	1.0	0.17
637-92-3	Ethyl-t-butyl ether (ETBE)	5.0	U	5.0	0.11
87-68-3	Hexachlorobutadiene	1.0	U	1.0	0.30
98-82-8	Isopropylbenzene	1.0	U	1.0	0.13
1634-04-4	Methyl tert-butyl ether	1.0	U	1.0	0.17
75-09-2	Methylene Chloride	1.0	U	1.0	0.33
179601-23-1	m-Xylene & p-Xylene	2.0	U	2.0	0.24
91-20-3	Naphthalene	1.0	U	1.0	0.24
104-51-8	n-Butylbenzene	1.0	U	1.0	0.12
103-65-1	n-Propylbenzene	1.0	U	1.0	0.14
95-47-6	o-Xylene	1.0	U	1.0	0.14
99-87-6	p-Isopropyltoluene	1.0	U	1.0	0.12
135-98-8	sec-Butylbenzene	1.0	U	1.0	0.13
100-42-5	Styrene	1.0	U	1.0	0.11
994-05-8	Tert-amyl-methyl ether (TAME)	5.0	U	5.0	0.067
75-65-0	tert-Butyl alcohol	20	U	20	3.9
98-06-6	tert-Butylbenzene	1.0	U	1.0	0.13
127-18-4	Tetrachloroethene	1.0	U	1.0	0.29
108-88-3	Toluene	1.0	U	1.0	0.13
156-60-5	trans-1,2-Dichloroethene	1.0	U	1.0	0.19
10061-02-6	trans-1,3-Dichloropropene	1.0	U	1.0	0.19
79-01-6	Trichloroethene	1.0	U	1.0	0.17
75-69-4	Trichlorofluoromethane	1.0	U	1.0	0.21
108-05-4	Vinyl acetate	2.0	U	2.0	0.19
75-01-4	Vinyl chloride	0.50	U	0.50	0.22

FORM I
GC/MS VOA ORGANICS ANALYSIS DATA SHEET

Lab Name: TestAmerica Canton | Job No.: 240-38336-1

SDG No.:

Client Sample ID: | Lab Sample ID: MB 240-135652/6

Matrix: Water | Lab File ID: UXR4181.D

Analysis Method: 8260B | Date Collected:

Sample wt/vol: 5(mL) | Date Analyzed: 06/21/2014 17:12

Soil Aliquot Vol: | Dilution Factor: 1

Soil Extract Vol.: | GC Column: DB-624 ID: 0.18(mm)

% Moisture: | Level: (low/med) Low

Analysis Batch No.: 135652 | Units: ug/L

CAS NO.	COMPOUND NAME	RESULT	Q	RL	MDL
1330-20-7	Xylenes, Total	2.0	U	2.0	0.14

CAS NO.	SURROGATE	%REC	Q	LIMITS
17060-07-0	1,2-Dichloroethane-d4 (Surr)	81		63-129
460-00-4	4-Bromofluorobenzene (Surr)	87		66-120
1868-53-7	Dibromofluoromethane (Surr)	85		75-121
2037-26-5	Toluene-d8 (Surr)	90		74-120

FORM V
GC/MS VOA INSTRUMENT PERFORMANCE CHECK
BROMOFLUOROBENZENE (BFB)

Lab Name: TestAmerica Canton Job No.: 240-38336-1

SDG No.:

Lab File ID: BFB2636.D BFB Injection Date: 04/03/2014

Instrument ID: A3UX9 BFB Injection Time: 17:08

Analysis Batch No.: 125194

M/E	ION ABUNDANCE CRITERIA	% RELATIVE ABUNDANCE	
50	15.0 - 40.0 % of mass 95	17.7	
75	30.0 - 60.0 % of mass 95	48.9	
95	Base Peak, 100% relative abundance	100.0	
96	5.0 - 9.0 % of mass 95	6.0	
173	Less than 2.0 % of mass 174	0.6	(0.8)1
174	50.0 - 120.00 % of mass 95	81.1	
175	5.0 - 9.0 % of mass 174	6.1	(7.5)1
176	95.0 - 101.0 % of mass 174	78.1	(96.3)1
177	5.0 - 9.0 % of mass 176	4.4	(5.7)2

1-Value is % mass 174 2-Value is % mass 176

THIS CHECK APPLIES TO THE FOLLOWING SAMPLES, MS, MSD, BLANKS AND STANDARDS:

CLIENT SAMPLE ID	LAB SAMPLE ID	LAB FILE ID	DATE ANALYZED	TIME ANALYZED
	STD8260 240-125194/3	UX942598.D	04/03/2014	17:33
	STD8260 240-125194/4	UX942599.D	04/03/2014	17:56
	STD8260 240-125194/5	UX942600.D	04/03/2014	18:18
	STD8260 240-125194/6	UX942601.D	04/03/2014	18:41
	STD8260 240-125194/7	UX942602.D	04/03/2014	19:04
	STD8260 240-125194/8	UX942603.D	04/03/2014	19:27
	STD 240-125194/9	UX942604.D	04/03/2014	19:50
	STD 240-125194/10	UX942605.D	04/03/2014	20:13
	STD 240-125194/11	UX942606.D	04/03/2014	20:35
	STD 240-125194/12	UX942607.D	04/03/2014	20:58
	STD 240-125194/13	UX942608.D	04/03/2014	21:20
	STD 240-125194/14	UX942609.D	04/03/2014	21:41
	ICV 240-125194/15	UX942610.D	04/03/2014	22:04
	ICV 240-125194/16	UX942611.D	04/03/2014	22:27

FORM VI
GC/MS VOA INITIAL CALIBRATION DATA
INTERNAL STANDARD CURVE EVALUATION

Lab Name: TestAmerica Canton Job No.: 240-38336-1 Analy Batch No.: 125194

SDG No.:

Instrument ID: A3UX9 GC Column: DB-624 ID: 0.18(mm) Heated Purge: (Y/N) N

Calibration Start Date: 04/03/2014 17:33 Calibration End Date: 04/03/2014 19:27 Calibration ID: 21585

Calibration Files:

LEVEL:	LAB SAMPLE ID:	LAB FILE ID:
Level 1	STD8260 240-125194/8	UX942603.D
Level 2	STD8260 240-125194/7	UX942602.D
Level 3	STD8260 240-125194/6	UX942601.D
Level 4	STD8260 240-125194/5	UX942600.D
Level 5	STD8260 240-125194/4	UX942599.D
Level 6	STD8260 240-125194/3	UX942598.D

ANALYTE	RRF					CURVE TYPE	COEFFICIENT			#	MIN RRF	%RSD	#	MAX %RSD	R^2 OR COD	#	MIN R^2 OR COD
	LVL 1 LVL 6	LVL 2	LVL 3	LVL 4	LVL 5		B	M1	M2								
Dichlorodifluoromethane	0.2917 0.5137	0.4285	0.5306	0.4575	0.5415	Lin1	-0.107	0.5177							0.9970		0.9900
Chloromethane	0.5788 0.4163	0.4259	0.4795	0.4608	0.4367	Ave		0.4663			0.1000	13.0		15.0			
Vinyl chloride	0.5271 0.4629	0.5347	0.4768	0.4549	0.4738	Ave		0.4884				7.0		15.0			
Butadiene	+++++ 0.3220	0.2183	0.2984	0.3279	0.3105	Ave		0.2954				15.0		15.0			
Bromomethane	+++++ 0.3327	0.1839	0.2929	0.2971	0.2933	Lin1	-0.166	0.3194							0.9970		0.9900
Chloroethane	0.2138 0.3216	0.2545	0.3083	0.3235	0.3079	Ave		0.2883				15.0		15.0			
Dichlorofluoromethane	+++++ 0.6289	0.6860	0.6659	0.6840	0.6506	Ave		0.6631				3.6		15.0			
Trichlorofluoromethane	+++++ 0.6768	0.4022	0.6285	0.5780	0.6716	Lin1	-0.322	0.6680							0.9980		0.9900
Ethyl ether	0.3256 0.2769	0.2970	0.2848	0.2951	0.2912	Ave		0.2951				5.6		15.0			
Acrolein	0.0481 0.0398	0.0503	0.0373	0.0428	0.0412	Ave		0.0433				12.0		15.0			
Acetone	+++++ 0.0902	0.1524	0.0884	0.0938	0.0972	Lin1	0.1134	0.0909							0.9980		0.9900
1,1,2-Trichloro-1,2,2-trichfluoroethane	0.1270 0.3814	0.1273	0.3617	0.3079	0.4002	Lin1	-0.180	0.3800							0.9940		0.9900
1,1-Dichloroethene	0.5715 0.7132	0.6511	0.7170	0.6589	0.7445	Ave		0.6760				9.3		15.0			
Iodomethane	0.4145 0.5690	0.4417	0.5778	0.6180	0.6214	Lin1	-0.098	0.5924							0.9980		0.9900
Carbon disulfide	0.7948 1.3579	1.4612	1.3808	1.3399	1.4451	Lin1	-0.167	1.3855							0.9990		0.9900

Note: The m1 coefficient is the same as Ave RRF for an Ave curve type.

FORM VI
GC/MS VOA INITIAL CALIBRATION DATA
INTERNAL STANDARD CURVE EVALUATION

Lab Name: TestAmerica Canton Job No.: 240-38336-1 Analy Batch No.: 125194

SDG No.:

Instrument ID: A3UX9 GC Column: DB-624 ID: 0.18(mm) Heated Purge: (Y/N) N

Calibration Start Date: 04/03/2014 17:33 Calibration End Date: 04/03/2014 19:27 Calibration ID: 21585

ANALYTE	RRF					CURVE TYPE	COEFFICIENT			#	MIN RRF	%RSD	#	MAX %RSD	R^2 OR COD	#	MIN R^2 OR COD
	LVL 1 LVL 6	LVL 2	LVL 3	LVL 4	LVL 5		B	M1	M2								
3-Chloro-1-propene	0.3519 0.1315	0.2388	0.2775	0.1838	0.1863	Qua	0.1092	0.2284	-0.001						0.9930		0.9900
Methyl acetate	0.2482 0.2097	0.2433	0.2157	0.2229	0.2229	Ave		0.2271				6.8		15.0			
Methylene Chloride	+++++ 0.4694	0.5799	0.5239	0.5303	0.5063	Ave		0.5219				7.7		15.0			
tert-Butyl alcohol	0.0232 0.0301	0.0291	0.0270	0.0302	0.0303	Ave		0.0283				9.8		15.0			
Acrylonitrile	0.1316 0.1097	0.1158	0.1116	0.1166	0.1173	Ave		0.1171				6.6		15.0			
Methyl tert-butyl ether	1.0183 1.0091	1.1236	1.0125	1.0388	1.0739	Ave		1.0460				4.3		15.0			
trans-1,2-Dichloroethene	0.2631 0.5203	0.2862	0.5121	0.5328	0.5412	Lin1	-0.167	0.5311							0.9990		0.9900
Hexane	0.5913 0.3604	0.5427	0.3893	0.3252	0.4010	Lin1	0.1315	0.3651							0.9950		0.9900
1,1-Dichloroethane	0.5189 0.5728	0.5498	0.5381	0.6026	0.5954	Ave		0.5629			0.1000	5.9		15.0			
Vinyl acetate	+++++ 0.4619	0.4384	0.4308	0.4675	0.4685	Ave		0.4534				3.9		15.0			
cis-1,2-Dichloroethene	0.5236 0.4969	0.4962	0.4929	0.5150	0.5201	Ave		0.5075				2.7		15.0			
2,2-Dichloropropane	0.2270 0.2938	0.3041	0.3042	0.3002	0.3175	Ave		0.2911				11.0		15.0			
2-Butanone	0.1610 0.1314	0.1392	0.1201	0.1332	0.1331	Ave		0.1363				10.0		15.0			
Bromochloromethane	0.3099 0.2708	0.2736	0.2719	0.2850	0.3053	Ave		0.2861				6.1		15.0			
Tetrahydrofuran	+++++ 0.0873	0.0929	0.0824	0.0878	0.0866	Ave		0.0874				4.3		15.0			
Chloroform	0.6480 0.6137	0.7331	0.6113	0.6474	0.6409	Ave		0.6491				6.8		15.0			
1,1,1-Trichloroethane	0.5054 0.4315	0.4229	0.4340	0.4214	0.4522	Ave		0.4446				7.2		15.0			
Cyclohexane	0.3515 0.3221	0.3083	0.3294	0.2979	0.3442	Ave		0.3256				6.3		15.0			
1,1-Dichloropropene	0.5462 0.4553	0.4700	0.4699	0.4286	0.4839	Ave		0.4756				8.3		15.0			
Carbon tetrachloride	0.3446 0.4338	0.3439	0.4063	0.3757	0.4413	Ave		0.3909				11.0		15.0			

Note: The m1 coefficient is the same as Ave RRF for an Ave curve type.

FORM VI
GC/MS VOA INITIAL CALIBRATION DATA
INTERNAL STANDARD CURVE EVALUATION

Lab Name: TestAmerica Canton Job No.: 240-38336-1 Analy Batch No.: 125194

SDG No.:

Instrument ID: A3UX9 GC Column: DB-624 ID: 0.18(mm) Heated Purge: (Y/N) N

Calibration Start Date: 04/03/2014 17:33 Calibration End Date: 04/03/2014 19:27 Calibration ID: 21585

ANALYTE	RRF					CURVE TYPE	COEFFICIENT			#	MIN RRF	%RSD	#	MAX %RSD	R^2 OR COD	#	MIN R^2 OR COD
	LVL 1 LVL 6	LVL 2	LVL 3	LVL 4	LVL 5		B	M1	M2								
Isobutyl alcohol	0.0121 0.0116	0.0130	0.0113	0.0100	0.0104	Ave		0.0114				9.5		15.0			
Benzene	1.5196 1.3495	1.4168	1.4862	1.4752	1.4662	Ave		1.4522				4.2		15.0			
1,2-Dichloroethane	0.5228 0.4800	0.4733	0.4989	0.5122	0.5022	Ave		0.4982				3.8		15.0			
n-Heptane	0.8961 +++++	0.9131	0.3494	0.3147	0.3245	Lin	0.3703	0.3116							0.9980		0.9900
Trichloroethene	0.4480 0.4212	0.4295	0.4250	0.4098	0.4378	Ave		0.4285				3.1		15.0			
Methylcyclohexane	0.6048 0.4409	0.7605	0.4525	0.4279	0.5111	Lin1	0.1461	0.4554							0.9930		0.9900
1,2-Dichloropropane	0.3709 0.3419	0.3487	0.3241	0.3576	0.3542	Ave		0.3496				4.5		15.0			
1,4-Dioxane	+++++ 0.0044	0.0036	0.0029	0.0043	0.0044	Lin1	-0.037	0.0044							0.9930		0.9900
Dibromomethane	0.2158 0.2645	0.2732	0.2705	0.2787	0.2635	Ave		0.2610				8.8		15.0			
Bromodichloromethane	0.5116 0.5298	0.5042	0.4818	0.5315	0.5428	Ave		0.5169				4.3		15.0			
2-Chloroethyl vinyl ether	0.1737 0.2101	0.1884	0.2047	0.2160	0.2142	Ave		0.2012				8.3		15.0			
cis-1,3-Dichloropropene	0.4799 0.5946	0.5469	0.5661	0.6147	0.6221	Ave		0.5707				9.3		15.0			
4-Methyl-2-pentanone	0.2844 0.2758	0.3221	0.2782	0.2961	0.2910	Ave		0.2913				5.8		15.0			
Toluene	2.1229 1.8072	2.0847	1.9740	1.9800	1.9923	Ave		1.9935				5.5		15.0			
trans-1,3-Dichloropropene	0.5338 0.6647	0.5253	0.6223	0.6492	0.6599	Ave		0.6092				10.0		15.0			
Ethyl methacrylate	0.5471 0.5749	0.5195	0.5423	0.5677	0.5677	Ave		0.5532				3.8		15.0			
1,1,2-Trichloroethane	0.4357 0.4175	0.4541	0.4046	0.4147	0.4169	Ave		0.4239				4.2		15.0			
Tetrachloroethene	0.3768 0.4787	0.4718	0.4555	0.4396	0.4885	Ave		0.4518				9.0		15.0			
1,3-Dichloropropane	0.6791 0.7192	0.7919	0.7300	0.7205	0.7327	Ave		0.7289				5.0		15.0			
2-Hexanone	0.2627 0.2353	0.2306	0.2353	0.2385	0.2469	Ave		0.2415				4.8		15.0			

Note: The m1 coefficient is the same as Ave RRF for an Ave curve type.

FORM VI
GC/MS VOA INITIAL CALIBRATION DATA
INTERNAL STANDARD CURVE EVALUATION

Lab Name: TestAmerica Canton Job No.: 240-38336-1 Analy Batch No.: 125194

SDG No.:

Instrument ID: A3UX9 GC Column: DB-624 ID: 0.18(mm) Heated Purge: (Y/N) N

Calibration Start Date: 04/03/2014 17:33 Calibration End Date: 04/03/2014 19:27 Calibration ID: 21585

ANALYTE	RRF					CURVE TYPE	COEFFICIENT			#	MIN RRF	%RSD	#	MAX %RSD	R^2 OR COD	#	MIN R^2 OR COD
	LVL 1 LVL 6	LVL 2	LVL 3	LVL 4	LVL 5		B	M1	M2								
Dibromochloromethane	0.4545 0.4990	0.4101	0.4218	0.4774	0.4895	Ave		0.4587				8.0		15.0			
1,2-Dibromoethane	0.3783 0.4291	0.3966	0.4185	0.4290	0.4322	Ave		0.4139				5.3		15.0			
Chlorobenzene	1.5043 1.2996	1.4604	1.3639	1.4062	1.3628	Ave		1.3995			0.3000	5.3		15.0			
1,1,1,2-Tetrachloroethane	0.4342 0.5078	0.4577	0.4734	0.4860	0.5040	Ave		0.4772				5.9		15.0			
Ethylbenzene	0.7320 0.7190	0.6779	0.7166	0.6919	0.7367	Ave		0.7123				3.2		15.0			
m-Xylene & p-Xylene	0.8344 0.8774	0.8584	0.8410	0.8419	0.8910	Ave		0.8574				2.6		15.0			
o-Xylene	1.0275 0.8600	0.9311	0.8494	0.8574	0.8933	Ave		0.9031				7.5		15.0			
Styrene	1.2021 1.4454	1.3905	1.4512	1.4890	1.5419	Ave		1.4200				8.3		15.0			
Bromoform	+++++ 0.3454	0.2626	0.2792	0.3036	0.3208	Ave		0.3023			0.1000	11.0		15.0			
Isopropylbenzene	2.1000 1.7772	2.1363	2.0130	1.9200	1.9941	Ave		1.9901				6.5		15.0			
1,1,2,2-Tetrachloroethane	1.0340 0.9890	1.0364	1.0175	1.0277	1.0114	Ave		1.0193			0.3000	1.7		15.0			
Bromobenzene	1.3459 1.1584	1.2067	1.1705	1.1931	1.2063	Ave		1.2135				5.6		15.0			
1,2,3-Trichloropropane	0.4347 0.3898	0.3516	0.3644	0.4102	0.4113	Ave		0.3937				8.0		15.0			
trans-1,4-Dichloro-2-butene	+++++ 0.3000	0.1757	0.2299	0.2660	0.2871	Lin1	-0.171	0.2923							0.9970		0.9900
n-Propylbenzene	1.0552 1.1353	1.1369	1.0917	1.0749	1.1830	Ave		1.1128				4.3		15.0			
2-Chlorotoluene	1.2763 1.0065	1.0806	1.0182	1.0327	1.0143	Ave		1.0715				9.7		15.0			
1,3,5-Trimethylbenzene	3.3028 2.9802	3.5347	3.1501	3.2246	3.2497	Ave		3.2403				5.6		15.0			
4-Chlorotoluene	1.2702 1.0832	1.0722	1.1112	1.0990	1.1119	Ave		1.1246				6.5		15.0			
tert-Butylbenzene	3.6629 2.6355	3.8814	2.9893	2.8740	2.9008	Lin1	0.7838	2.7410							0.9970		0.9900
1,2,4-Trimethylbenzene	3.5953 3.1226	3.9970	3.4034	3.5345	3.4193	Ave		3.5120				8.2		15.0			

Note: The ml coefficient is the same as Ave RRF for an Ave curve type.

FORM VI
GC/MS VOA INITIAL CALIBRATION DATA
INTERNAL STANDARD CURVE EVALUATION

Lab Name: TestAmerica Canton Job No.: 240-38336-1 Analy Batch No.: 125194

SDG No.:

Instrument ID: A3UX9 GC Column: DB-624 ID: 0.18(mm) Heated Purge: (Y/N) N

Calibration Start Date: 04/03/2014 17:33 Calibration End Date: 04/03/2014 19:27 Calibration ID: 21585

ANALYTE	RRF					CURVE TYPE	COEFFICIENT			#	MIN RRF	%RSD	#	MAX %RSD	R^2 OR COD	#	MIN R^2 OR COD
	LVL 1 LVL 6	LVL 2	LVL 3	LVL 4	LVL 5		B	M1	M2								
sec-Butylbenzene	5.3559 3.4328	5.4432	4.1875	3.8731	4.0130	Lin1	1.3642	3.6595							0.9940		0.9900
1,3-Dichlorobenzene	2.0862 1.9922	2.3475	2.0849	2.1382	2.0831	Ave		2.1220				5.7		15.0			
p-Isopropyltoluene	4.1583 3.2128	4.8702	3.6282	3.6162	3.6272	Ave		3.8521				15.0		15.0			
1,4-Dichlorobenzene	2.7089 2.0799	2.4555	2.1940	2.2256	2.1510	Ave		2.3025				10.0		15.0			
n-Butylbenzene	4.5824 2.7416	4.5422	3.1481	3.0822	3.0615	Lin1	1.2418	2.8667							0.9970		0.9900
1,2-Dichlorobenzene	2.4737 1.9909	2.3531	2.0254	2.0752	2.0376	Ave		2.1593				9.4		15.0			
1,2-Dibromo-3-Chloropropane	+++++ 0.2304	0.2037	0.1969	0.2152	0.2289	Ave		0.2150				6.9		15.0			
1,2,4-Trichlorobenzene	1.6907 1.1627	1.9839	1.3100	1.3438	1.2957	Lin1	0.4593	1.2204							0.9960		0.9900
Hexachlorobutadiene	1.6778 0.5700	1.3411	0.6619	0.6373	0.6264	Lin1	0.6316	0.5835							0.9980		0.9900
Naphthalene	3.0796 2.4950	4.0597	2.9357	2.9858	2.8464	Lin1	0.7589	2.6638							0.9930		0.9900
1,2,3-Trichlorobenzene	+++++ 0.9192	1.8165	1.2015	1.1489	1.0786	Lin1	1.0591	0.9814							0.9910		0.9900
Dibromofluoromethane (Surr)	+++++ 0.3386	0.3198	0.3503	0.3560	0.3471	Ave		0.3424				4.1		15.0			
1,2-Dichloroethane-d4 (Surr)	+++++ 0.3897	0.4131	0.4228	0.4410	0.4020	Ave		0.4137				4.7		15.0			
Toluene-d8 (Surr)	+++++ 1.5688	1.7400	1.6962	1.7274	1.6942	Ave		1.6853				4.0		15.0			
4-Bromofluorobenzene (Surr)	+++++ 0.6443	0.7232	0.6694	0.6683	0.6517	Ave		0.6714				4.6		15.0			

Note: The m1 coefficient is the same as Ave RRF for an Ave curve type.

FORM VI
GC/MS VOA INITIAL CALIBRATION DATA
INTERNAL STANDARD CURVE EVALUATION

Lab Name: TestAmerica Canton Job No.: 240-38336-1 Analy Batch No.: 125194

SDG No.:

Instrument ID: A3UX9 GC Column: DB-624 ID: 0.18(mm) Heated Purge: (Y/N) N

Calibration Start Date: 04/03/2014 19:50 Calibration End Date: 04/03/2014 21:41 Calibration ID: 21588

Calibration Files:

LEVEL:	LAB SAMPLE ID:	LAB FILE ID:
Level 1	STD 240-125194/14	UX942609.D
Level 2	STD 240-125194/13	UX942608.D
Level 3	STD 240-125194/12	UX942607.D
Level 4	STD 240-125194/11	UX942606.D
Level 5	STD 240-125194/10	UX942605.D
Level 6	STD 240-125194/9	UX942604.D

ANALYTE	RRF					CURVE TYPE	COEFFICIENT			#	MIN RRF	%RSD	#	MAX %RSD	R^2 OR COD	#	MIN R^2 OR COD
	LVL 1 LVL 6	LVL 2	LVL 3	LVL 4	LVL 5		B	M1	M2								
Acetonitrile	0.0413 0.0396	0.0484	0.0321	0.0369	0.0388	Ave		0.0395				14.0		15.0			
Diisopropyl ether	0.3519 0.3386	0.3156	0.3543	0.3586	0.3349	Ave		0.3423				4.7		15.0			
2-Chloro-1,3-butadiene	0.4991 0.5270	0.5044	0.5331	0.5693	0.5303	Ave		0.5272				4.7		15.0			
Ethyl-t-butyl ether (ETBE)	1.1383 1.0221	1.1792	1.0391	1.0716	1.0766	Ave		1.0878				5.5		15.0			
Ethyl acetate	0.2595 0.1983	0.2147	0.2090	0.2095	0.2050	Ave		0.2160				10.0		15.0			
Propionitrile	0.0454 0.0438	0.0490	0.0418	0.0455	0.0445	Ave		0.0450				5.3		15.0			
Methacrylonitrile	0.2005 0.1751	0.2170	0.1929	0.1982	0.1932	Ave		0.1962				6.9		15.0			
Tert-amyl-methyl ether (TAME)	1.1174 1.0027	1.1609	1.0205	1.0675	1.0443	Ave		1.0689				5.6		15.0			
n-Butanol	0.0074 0.0090	0.0100	0.0079	0.0091	0.0089	Ave		0.0087				11.0		15.0			
Ethyl acrylate	0.3679 0.4011	0.4138	0.3805	0.4049	0.4043	Ave		0.3954				4.4		15.0			
Methyl methacrylate	0.2813 0.2882	0.3253	0.2887	0.3039	0.2975	Ave		0.2975				5.3		15.0			
2-Nitropropane	+++++ 0.0844	0.0942	0.0756	0.0757	0.0811	Ave		0.0822				9.3		15.0			
1-Chlorohexane	0.6364 0.5325	0.6543	0.5382	0.5328	0.4481	Ave		0.5570				14.0		15.0			
Cyclohexanone	+++++ 0.0269	0.0375	0.0288	0.0276	0.0276	Ave		0.0297				15.0		15.0			
Pentachloroethane	0.6762 0.6543	0.5652	0.5378	0.6458	0.6783	Ave		0.6263				9.6		15.0			

Note: The m1 coefficient is the same as Ave RRF for an Ave curve type.

FORM VI
GC/MS VOA INITIAL CALIBRATION DATA
INTERNAL STANDARD CURVE EVALUATION

Lab Name: TestAmerica Canton Job No.: 240-38336-1 Analy Batch No.: 125194

SDG No.:

Instrument ID: A3UX9 GC Column: DB-624 ID: 0.18(mm) Heated Purge: (Y/N) N

Calibration Start Date: 04/03/2014 19:50 Calibration End Date: 04/03/2014 21:41 Calibration ID: 21588

ANALYTE	RRF					CURVE TYPE	COEFFICIENT			#	MIN RRF	%RSD	#	MAX %RSD	R^2 OR COD	#	MIN R^2 OR COD
	LVL 1 LVL 6	LVL 2	LVL 3	LVL 4	LVL 5		B	M1	M2								
1,2,3-Trimethylbenzene	3.9994 3.2747	3.9190	3.5328	3.6948	3.6657	Ave		3.6811				7.1		15.0			
Benzyl chloride	0.3864 0.5281	0.4101	0.4431	0.4580	0.5235	Ave		0.4582				13.0		15.0			
1,3,5-Trichlorobenzene	2.4673 1.3663	2.4038	1.5538	1.5774	1.5121	Lin1	0.7280	1.4267							0.9960		0.9900
2-Methylnaphthalene	3.1742 +++++	5.2680	1.7402	1.7408	1.5334	Lin	5.5341	1.4906							0.9950		0.9900
n-Butyl acetate	0.4401 0.4236	0.4628	0.4243	0.3989	0.4185	Ave		0.4280				5.0		15.0			

Note: The m1 coefficient is the same as Ave RRF for an Ave curve type.

FORM VII
GC/MS VOA CONTINUING CALIBRATION DATA

Lab Name: TestAmerica Canton Job No.: 240-38336-1

SDG No.:

Lab Sample ID: ICV 240-125194/15 Calibration Date: 04/03/2014 22:04

Instrument ID: A3UX9 Calib Start Date: 04/03/2014 17:33

GC Column: DB-624 ID: 0.18(mm) Calib End Date: 04/03/2014 19:27

Lab File ID: UX942610.D Conc. Units: ng/uL Heated Purge: (Y/N) N

ANALYTE	CURVE TYPE	AVE RRF	RRF	MIN RRF	CALC AMOUNT	SPIKE AMOUNT	%D	MAX %D
Dichlorodifluoromethane	Lin1		0.5191		1.00	0.0200	1.3	50.0
Chloromethane	Ave	0.4663	0.4404	0.1000	1.00	0.0200	-5.6	50.0
Vinyl chloride	Ave	0.4884	0.4631		1.00	0.0200	-5.2	20.0
Butadiene	Ave	0.2954	0.2870		0.0194	0.0200	-2.8	50.0
Bromomethane	Lin1		0.2781		1.00	0.0200	-10.4	50.0
Chloroethane	Ave	0.2883	0.3058		1.00	0.0200	6.1	50.0
Dichlorofluoromethane	Ave	0.6631	0.6539		2.00	0.0200	-1.4	50.0
Trichlorofluoromethane	Lin1		0.6262		1.00	0.0200	-3.8	50.0
Ethyl ether	Ave	0.2951	0.2656		2.00	0.0200	-10.0	50.0
Acrolein	Ave	0.0433	0.0378		20.0	0.100	-12.6	50.0
1,1,2-Trichloro-1,2,2-trichfluoroethane	Lin1		0.3361		1.00	0.0200	-9.2	50.0
Acetone	Lin1		0.0840		10.0	0.0400	-10.7	50.0
1,1-Dichloroethene	Ave	0.6760	0.6665		1.00	0.0200	-1.4	20.0
Iodomethane	Lin1		0.5519		1.00	0.0200	-6.0	50.0
Carbon disulfide	Lin1		1.291		1.00	0.0200	-6.2	50.0
3-Chloro-1-propene	Qua		0.2604		2.00	0.0200	29.7	50.0
Methyl acetate	Ave	0.2271	0.2179		10.0	0.100	-4.1	50.0
Methylene Chloride	Ave	0.5219	0.5129		1.00	0.0200	-1.7	50.0
tert-Butyl alcohol	Ave	0.0283	0.0275		50.0	0.200	-3.0	50.0
Acrylonitrile	Ave	0.1171	0.1114		20.0	0.200	-4.9	50.0
Methyl tert-butyl ether	Ave	1.046	1.006		1.00	0.0200	-3.8	50.0
trans-1,2-Dichloroethene	Lin1		0.4999		1.00	0.0200	-4.3	50.0
Hexane	Lin1		0.3246		1.00	0.0200	-12.9	20.0
1,1-Dichloroethane	Ave	0.5629	0.5744	0.1000	1.00	0.0200	2.0	50.0
Vinyl acetate	Ave	0.4534	0.5269		2.00	0.0160	16.2	50.0
2,2-Dichloropropane	Ave	0.2911	0.2955		1.00	0.0200	1.5	50.0
2-Butanone	Ave	0.1363	0.1292		10.0	0.0400	-5.2	50.0
cis-1,2-Dichloroethene	Ave	0.5075	0.4928		1.00	0.0200	-2.9	50.0
Bromochloromethane	Ave	0.2861	0.2920		1.00	0.0200	2.1	50.0
Tetrahydrofuran	Ave	0.0874	0.0883		5.00	0.0400	1.0	50.0
Chloroform	Ave	0.6491	0.6308		1.00	0.0200	-2.8	20.0
1,1,1-Trichloroethane	Ave	0.4446	0.4300		1.00	0.0200	-3.3	50.0
Cyclohexane	Ave	0.3256	0.2939		1.00	0.0200	-9.7	50.0
1,1-Dichloropropene	Ave	0.4756	0.4483		1.00	0.0200	-5.8	50.0
Carbon tetrachloride	Ave	0.3909	0.3979		1.00	0.0200	1.8	50.0
Isobutyl alcohol	Ave	0.0114	0.0097		50.0	0.500	-14.6	50.0
Benzene	Ave	1.452	1.473		1.00	0.0200	1.4	50.0
1,2-Dichloroethane	Ave	0.4982	0.4853		1.00	0.0200	-2.6	50.0
n-Heptane	Lin		0.2153		1.00	0.0200	-36.8	50.0
Trichloroethene	Ave	0.4285	0.4223		1.00	0.0200	-1.5	50.0

FORM VII
GC/MS VOA CONTINUING CALIBRATION DATA

Lab Name: TestAmerica Canton Job No.: 240-38336-1

SDG No.:

Lab Sample ID: ICV 240-125194/15 Calibration Date: 04/03/2014 22:04

Instrument ID: A3UX9 Calib Start Date: 04/03/2014 17:33

GC Column: DB-624 ID: 0.18(mm) Calib End Date: 04/03/2014 19:27

Lab File ID: UX942610.D Conc. Units: ng/uL Heated Purge: (Y/N) N

ANALYTE	CURVE TYPE	AVE RRF	RRF	MIN RRF	CALC AMOUNT	SPIKE AMOUNT	%D	MAX %D
Methylcyclohexane	Lin1		0.3981		1.00	0.0200	-14.2	50.0
1,2-Dichloropropane	Ave	0.3496	0.3386		1.00	0.0200	-3.1	20.0
1,4-Dioxane	Lin1		0.0042		50.0	0.400	-1.5	50.0
Dibromomethane	Ave	0.2610	0.2596		1.00	0.0200	-0.5	50.0
Bromodichloromethane	Ave	0.5169	0.5095		1.00	0.0200	-1.4	50.0
2-Chloroethyl vinyl ether	Ave	0.2012	0.3528		10.0	0.0240	75.4*	50.0
cis-1,3-Dichloropropene	Ave	0.5707	0.5914		1.00	0.0200	3.6	50.0
4-Methyl-2-pentanone	Ave	0.2913	0.2812		10.0	0.0400	-3.4	50.0
Toluene	Ave	1.994	1.938		1.00	0.0200	-2.8	20.0
trans-1,3-Dichloropropene	Ave	0.6092	0.6262		1.00	0.0200	2.8	50.0
Ethyl methacrylate	Ave	0.5532	0.5507		1.00	0.0200	-0.5	50.0
1,1,2-Trichloroethane	Ave	0.4239	0.3982		1.00	0.0200	-6.1	50.0
1,3-Dichloropropane	Ave	0.7289	0.7449		1.00	0.0200	2.2	50.0
Tetrachloroethene	Ave	0.4518	0.4455		1.00	0.0200	-1.4	50.0
2-Hexanone	Ave	0.2415	0.2429		10.0	0.0400	0.6	50.0
Dibromochloromethane	Ave	0.4587	0.4445		1.00	0.0200	-3.1	50.0
1,2-Dibromoethane	Ave	0.4139	0.4192		1.00	0.0200	1.3	50.0
Chlorobenzene	Ave	1.400	1.370	0.3000	1.00	0.0200	-2.1	50.0
1,1,1,2-Tetrachloroethane	Ave	0.4772	0.4759		1.00	0.0200	-0.3	50.0
Ethylbenzene	Ave	0.7123	0.6986		1.00	0.0200	-1.9	20.0
m-Xylene & p-Xylene	Ave	0.8574	0.8387		2.00	0.0200	-2.2	50.0
o-Xylene	Ave	0.9031	0.8336		1.00	0.0200	-7.7	50.0
Styrene	Ave	1.420	1.483		1.00	0.0200	4.4	50.0
Bromoform	Ave	0.3023	0.2852	0.1000	1.00	0.0200	-5.7	50.0
Isopropylbenzene	Ave	1.990	1.899		1.00	0.0200	-4.6	50.0
1,1,2,2-Tetrachloroethane	Ave	1.019	1.007	0.3000	1.00	0.0200	-1.2	50.0
Bromobenzene	Ave	1.213	1.159		1.00	0.0200	-4.5	50.0
1,2,3-Trichloropropane	Ave	0.3937	0.4001		1.00	0.0200	1.6	50.0
trans-1,4-Dichloro-2-butene	Lin1		0.2620		1.00	0.0200	-7.5	50.0
n-Propylbenzene	Ave	1.113	1.098		1.00	0.0200	-1.3	50.0
2-Chlorotoluene	Ave	1.071	0.9632		1.00	0.0200	-10.1	50.0
1,3,5-Trimethylbenzene	Ave	3.240	3.092		1.00	0.0200	-4.6	50.0
4-Chlorotoluene	Ave	1.125	1.078		1.00	0.0200	-4.2	50.0
tert-Butylbenzene	Lin1		2.733		1.00	0.0200	-1.7	50.0
1,2,4-Trimethylbenzene	Ave	3.512	3.331		1.00	0.0200	-5.1	50.0
sec-Butylbenzene	Lin1		3.680		1.00	0.0200	-1.3	50.0
1,3-Dichlorobenzene	Ave	2.122	1.991		1.00	0.0200	-6.2	50.0
p-Isopropyltoluene	Ave	3.852	3.357		0.0174	0.0200	-12.8	50.0
1,4-Dichlorobenzene	Ave	2.302	2.076		1.00	0.0200	-9.8	50.0
n-Butylbenzene	Lin1		2.746		1.00	0.0200	-6.4	50.0
1,2-Dichlorobenzene	Ave	2.159	1.986		1.00	0.0200	-8.0	50.0

FORM VII
GC/MS VOA CONTINUING CALIBRATION DATA

Lab Name: TestAmerica Canton Job No.: 240-38336-1

SDG No.:

Lab Sample ID: ICV 240-125194/15 Calibration Date: 04/03/2014 22:04

Instrument ID: A3UX9 Calib Start Date: 04/03/2014 17:33

GC Column: DB-624 ID: 0.18(mm) Calib End Date: 04/03/2014 19:27

Lab File ID: UX942610.D Conc. Units: ng/uL Heated Purge: (Y/N) N

ANALYTE	CURVE TYPE	AVE RRF	RRF	MIN RRF	CALC AMOUNT	SPIKE AMOUNT	%D	MAX %D
1,2-Dibromo-3-Chloropropane	Ave	0.2150	0.2081		2.00	0.0200	-3.2	50.0
1,2,4-Trichlorobenzene	Lin1		1.157		1.00	0.0200	-7.1	50.0
Hexachlorobutadiene	Lin1		0.5269		1.00	0.0200	-15.1	50.0
Naphthalene	Lin1		2.657		1.00	0.0200	-1.7	50.0
1,2,3-Trichlorobenzene	Lin1		0.9517		1.00	0.0200	-8.4	50.0
Dibromofluoromethane (Surr)	Ave	0.3424	0.3007		0.0135	0.0154	-12.2	50.0
1,2-Dichloroethane-d4 (Surr)	Ave	0.4137	0.3853		0.0144	0.0154	-6.9	50.0
Toluene-d8 (Surr)	Ave	1.685	1.537		0.0141	0.0154	-8.8	50.0
4-Bromofluorobenzene (Surr)	Ave	0.6714	0.6188		0.0142	0.0154	-7.8	50.0

FORM VII
GC/MS VOA CONTINUING CALIBRATION DATA

Lab Name: TestAmerica Canton Job No.: 240-38336-1

SDG No.:

Lab Sample ID: ICV 240-125194/16 Calibration Date: 04/03/2014 22:27

Instrument ID: A3UX9 Calib Start Date: 04/03/2014 17:33

GC Column: DB-624 ID: 0.18(mm) Calib End Date: 04/03/2014 19:27

Lab File ID: UX942611.D Conc. Units: ng/uL Heated Purge: (Y/N) N

ANALYTE	CURVE TYPE	AVE RRF	RRF	MIN RRF	CALC AMOUNT	SPIKE AMOUNT	%D	MAX %D
Dibromofluoromethane (Surr)	Ave	0.3424	0.3035		0.0137	0.0154	-11.4	50.0
1,2-Dichloroethane-d4 (Surr)	Ave	0.4137	0.3580		0.0133	0.0154	-13.5	50.0
Toluene-d8 (Surr)	Ave	1.685	1.579		0.0144	0.0154	-6.3	50.0
4-Bromofluorobenzene (Surr)	Ave	0.6714	0.6504		0.0149	0.0154	-3.1	50.0

FORM VII
GC/MS VOA CONTINUING CALIBRATION DATA

Lab Name: TestAmerica Canton Job No.: 240-38336-1

SDG No.:

Lab Sample ID: ICV 240-125194/16 Calibration Date: 04/03/2014 22:27

Instrument ID: A3UX9 Calib Start Date: 04/03/2014 19:50

GC Column: DB-624 ID: 0.18(mm) Calib End Date: 04/03/2014 21:41

Lab File ID: UX942611.D Conc. Units: ng/uL Heated Purge: (Y/N) N

ANALYTE	CURVE TYPE	AVE RRF	RRF	MIN RRF	CALC AMOUNT	SPIKE AMOUNT	%D	MAX %D
Acetonitrile	Ave	0.0395	0.0348		20.0	0.200	-11.9	50.0
Diisopropyl ether	Ave	0.3423	0.3463		10.0	0.0200	1.2	50.0
2-Chloro-1,3-butadiene	Ave	0.5272	0.4885		2.00	0.0200	-7.3	50.0
Ethyl-t-butyl ether (ETBE)	Ave	1.088	1.081		5.00	0.0200	-0.6	50.0
Ethyl acetate	Ave	0.2160	0.2909		4.00	0.0400	34.7	50.0
Propionitrile	Ave	0.0450	0.0449		4.00	0.200	-0.2	50.0
Methacrylonitrile	Ave	0.1962	0.2022		2.00	0.200	3.1	50.0
Tert-amyl-methyl ether (TAME)	Ave	1.069	1.064		5.00	0.0200	-0.4	50.0
n-Butanol	Ave	0.0087	0.0087		50.0	0.500	-0.9	50.0
Ethyl acrylate	Ave	0.3954	0.4149		1.00	0.0200	4.9	50.0
Methyl methacrylate	Ave	0.2975	0.2968		2.00	0.0400	-0.2	50.0
2-Nitropropane	Ave	0.0822	0.0754		2.00	0.0400	-8.2	50.0
Cyclohexanone	Ave	0.0297	0.0264		20.0	0.200	-11.2	50.0
Pentachloroethane	Ave	0.6263	0.5855		0.0374	0.0400	-6.5	50.0
1,2,3-Trimethylbenzene	Ave	3.681	3.411		0.0185	0.0200	-7.3	50.0
Benzyl chloride	Ave	0.4582	0.4917		1.00	0.0200	7.3	50.0
1,3,5-Trichlorobenzene	Lin1		1.336		1.00	0.0200	-8.9	50.0
2-Methylnaphthalene	Lin		0.7881		5.00	0.0400	-56.4*	50.0

FORM V
GC/MS VOA INSTRUMENT PERFORMANCE CHECK
BROMOFLUOROBENZENE (BFB)

Lab Name: TestAmerica Canton Job No.: 240-38336-1

SDG No.:

Lab File ID: BFB2714.D BFB Injection Date: 06/20/2014

Instrument ID: A3UX9 BFB Injection Time: 15:17

Analysis Batch No.: 135595

M/E	ION ABUNDANCE CRITERIA	% RELATIVE ABUNDANCE	
50	15.0 - 40.0 % of mass 95	18.5	
75	30.0 - 60.0 % of mass 95	53.5	
95	Base Peak, 100% relative abundance	100.0	
96	5.0 - 9.0 % of mass 95	6.7	
173	Less than 2.0 % of mass 174	0.0	(0.0)1
174	50.0 - 120.00 % of mass 95	82.1	
175	5.0 - 9.0 % of mass 174	7.2	(8.7)1
176	95.0 - 101.0 % of mass 174	79.4	(96.7)1
177	5.0 - 9.0 % of mass 176	5.1	(6.4)2

1-Value is % mass 174 2-Value is % mass 176

THIS CHECK APPLIES TO THE FOLLOWING SAMPLES, MS, MSD, BLANKS AND STANDARDS:

CLIENT SAMPLE ID	LAB SAMPLE ID	LAB FILE ID	DATE ANALYZED	TIME ANALYZED
	CCVIS 240-135595/3	UX944334.D	06/20/2014	15:42
	LCS 240-135595/6	UX944335.D	06/20/2014	16:05
	CCV 240-135595/4	UX944336.D	06/20/2014	16:26
	MB 240-135595/5	UX944337.D	06/20/2014	16:49
MSA-SW37A-061014	240-38336-1	UX944342.D	06/20/2014	18:44
MSA-SW37B-061014	240-38336-2	UX944343.D	06/20/2014	19:05
MSA-SW37C-061014	240-38336-3	UX944344.D	06/20/2014	19:29
MSA-SW37D-061014	240-38336-4	UX944345.D	06/20/2014	19:50
MSA-SW38A-061014	240-38336-5	UX944346.D	06/20/2014	20:13
MSA-SW38C-061014	240-38336-7	UX944348.D	06/20/2014	21:23
MSA-SW38B-061014	240-38336-6	UX944349.D	06/20/2014	21:44
MSA-SW38D-061014	240-38336-8	UX944350.D	06/20/2014	22:08
MSA-SW39A-061014	240-38336-9	UX944351.D	06/20/2014	22:31
MSA-SW39B-061014	240-38336-10	UX944352.D	06/20/2014	22:54
MSA-SW39C-061014	240-38336-11	UX944353.D	06/20/2014	23:17
MSA-SW39D-061014	240-38336-12	UX944354.D	06/20/2014	23:40
MSA-SW40A-061014	240-38336-13	UX944355.D	06/21/2014	00:03
MSA-SW40B-061014	240-38336-14	UX944356.D	06/21/2014	00:26
MSA-SW40C-061014	240-38336-15	UX944357.D	06/21/2014	00:49
MSA-SW40D-061014	240-38336-16	UX944358.D	06/21/2014	01:12
MSA-SW41A-061014	240-38336-17	UX944359.D	06/21/2014	01:36
MSA-SW41B-061014	240-38336-18	UX944360.D	06/21/2014	01:59
MSA-SW41C-061014	240-38336-19	UX944361.D	06/21/2014	02:22
MSA-SW41D-061014	240-38336-20	UX944362.D	06/21/2014	02:45

FORM VII
GC/MS VOA CONTINUING CALIBRATION DATA

Lab Name: TestAmerica Canton Job No.: 240-38336-1

SDG No.:

Lab Sample ID: CCVIS 240-135595/3 Calibration Date: 06/20/2014 15:42

Instrument ID: A3UX9 Calib Start Date: 04/03/2014 17:33

GC Column: DB-624 ID: 0.18(mm) Calib End Date: 04/03/2014 19:27

Lab File ID: UX944334.D Conc. Units: ng/uL Heated Purge: (Y/N) N

ANALYTE	CURVE TYPE	AVE RRF	RRF	MIN RRF	CALC AMOUNT	SPIKE AMOUNT	%D	MAX %D
Dichlorodifluoromethane	Lin1		0.6698		1.00	0.0200	30.4	50.0
Chloromethane	Ave	0.4663	0.3919	0.1000	1.00	0.0200	-16.0	50.0
Vinyl chloride	Ave	0.4884	0.4684		1.00	0.0200	-4.1	20.0
Butadiene	Ave	0.2954	0.3784		0.0256	0.0200	28.1	50.0
Bromomethane	Lin1		0.3444		1.00	0.0200	10.4	50.0
Chloroethane	Ave	0.2883	0.3130		1.00	0.0200	8.6	50.0
Dichlorofluoromethane	Ave	0.6631	0.7673		2.00	0.0200	15.7	50.0
Trichlorofluoromethane	Lin1		0.8881		1.00	0.0200	35.4	50.0
Ethyl ether	Ave	0.2951	0.2680		2.00	0.0200	-9.2	50.0
Acrolein	Ave	0.0433	0.0360		20.0	0.100	-16.8	50.0
1,1,2-Trichloro-1,2,2-trichfluoroethane	Lin1		0.5053		1.00	0.0200	35.3	50.0
Acetone	Lin1		0.1105		10.0	0.0400	18.4	50.0
1,1-Dichloroethene	Ave	0.6760	0.7970		1.00	0.0200	17.9	20.0
Iodomethane	Lin1		0.7110		1.00	0.0200	20.8	50.0
Carbon disulfide	Lin1		1.493		1.00	0.0200	8.3	50.0
3-Chloro-1-propene	Qua		0.1230		2.00	0.0200	-45.3	50.0
Methyl acetate	Ave	0.2271	0.2009		10.0	0.100	-11.5	50.0
Methylene Chloride	Ave	0.5219	0.4985		1.00	0.0200	-4.5	50.0
tert-Butyl alcohol	Ave	0.0283	0.0376		50.0	0.200	33.0	50.0
Acrylonitrile	Ave	0.1171	0.1128		20.0	0.200	-3.7	50.0
Methyl tert-butyl ether	Ave	1.046	1.229		1.00	0.0200	17.5	50.0
trans-1,2-Dichloroethene	Lin1		0.5110		1.00	0.0200	-2.2	50.0
Hexane	Lin1		0.2880		1.00	0.0200	-22.9*	20.0
1,1-Dichloroethane	Ave	0.5629	0.5289	0.1000	1.00	0.0200	-6.0	50.0
Vinyl acetate	Ave	0.4534	0.4130		2.00	0.0192	-8.9	50.0
cis-1,2-Dichloroethene	Ave	0.5075	0.4358		1.00	0.0200	-14.1	50.0
2,2-Dichloropropane	Ave	0.2911	0.2102		1.00	0.0200	-27.8	50.0
2-Butanone	Ave	0.1363	0.1165		10.0	0.0400	-14.5	50.0
Bromochloromethane	Ave	0.2861	0.2295		1.00	0.0200	-19.8	50.0
Tetrahydrofuran	Ave	0.0874	0.0712		5.00	0.0400	-18.5	50.0
Chloroform	Ave	0.6491	0.6409		1.00	0.0200	-1.3	20.0
1,1,1-Trichloroethane	Ave	0.4446	0.4051		1.00	0.0200	-8.9	50.0
Cyclohexane	Ave	0.3256	0.2915		1.00	0.0200	-10.5	50.0
1,1-Dichloropropene	Ave	0.4756	0.4639		1.00	0.0200	-2.5	50.0
Carbon tetrachloride	Ave	0.3909	0.4286		1.00	0.0200	9.6	50.0
Isobutyl alcohol	Ave	0.0114	0.0092		50.0	0.500	-18.9	50.0
Benzene	Ave	1.452	1.367		1.00	0.0200	-5.9	50.0
1,2-Dichloroethane	Ave	0.4982	0.5059		1.00	0.0200	1.5	50.0
n-Heptane	Lin		0.2042		1.00	0.0200	-40.4	50.0
Trichloroethene	Ave	0.4285	0.4323		1.00	0.0200	0.9	50.0

FORM VII
GC/MS VOA CONTINUING CALIBRATION DATA

Lab Name: TestAmerica Canton Job No.: 240-38336-1

SDG No.:

Lab Sample ID: CCVIS 240-135595/3 Calibration Date: 06/20/2014 15:42

Instrument ID: A3UX9 Calib Start Date: 04/03/2014 17:33

GC Column: DB-624 ID: 0.18(mm) Calib End Date: 04/03/2014 19:27

Lab File ID: UX944334.D Conc. Units: ng/uL Heated Purge: (Y/N) N

ANALYTE	CURVE TYPE	AVE RRF	RRF	MIN RRF	CALC AMOUNT	SPIKE AMOUNT	%D	MAX %D
Methylcyclohexane	Lin1		0.4459		1.00	0.0200	-3.7	50.0
1,2-Dichloropropane	Ave	0.3496	0.2872		1.00	0.0200	-17.9	20.0
1,4-Dioxane	Lin1		0.0037		50.0	0.400	-13.6	50.0
Dibromomethane	Ave	0.2610	0.2618		1.00	0.0200	0.3	50.0
Bromodichloromethane	Ave	0.5169	0.5015		1.00	0.0200	-3.0	50.0
2-Chloroethyl vinyl ether	Ave	0.2012	0.1943		10.0	0.0400	-3.4	50.0
cis-1,3-Dichloropropene	Ave	0.5707	0.5418		1.00	0.0200	-5.1	50.0
4-Methyl-2-pentanone	Ave	0.2913	0.2470		10.0	0.0400	-15.2	50.0
Toluene	Ave	1.994	1.985		1.00	0.0200	-0.4	20.0
trans-1,3-Dichloropropene	Ave	0.6092	0.5911		1.00	0.0200	-3.0	50.0
Ethyl methacrylate	Ave	0.5532	0.4898		1.00	0.0200	-11.5	50.0
1,1,2-Trichloroethane	Ave	0.4239	0.4275		1.00	0.0200	0.8	50.0
1,3-Dichloropropane	Ave	0.7289	0.6954		1.00	0.0200	-4.6	50.0
Tetrachloroethene	Ave	0.4518	0.4674		1.00	0.0200	3.5	50.0
2-Hexanone	Ave	0.2415	0.2184		10.0	0.0400	-9.6	50.0
Dibromochloromethane	Ave	0.4587	0.4737		1.00	0.0200	3.3	50.0
1,2-Dibromoethane	Ave	0.4139	0.4470		1.00	0.0200	8.0	50.0
Chlorobenzene	Ave	1.400	1.351	0.3000	1.00	0.0200	-3.5	50.0
1,1,1,2-Tetrachloroethane	Ave	0.4772	0.4752		1.00	0.0200	-0.4	50.0
Ethylbenzene	Ave	0.7123	0.6891		1.00	0.0200	-3.3	20.0
m-Xylene & p-Xylene	Ave	0.8574	0.9006		2.00	0.0200	5.0	50.0
o-Xylene	Ave	0.9031	0.8729		1.00	0.0200	-3.3	50.0
Styrene	Ave	1.420	1.431		1.00	0.0200	0.8	50.0
Bromoform	Ave	0.3023	0.3086	0.1000	1.00	0.0200	2.1	50.0
Isopropylbenzene	Ave	1.990	2.057		1.00	0.0200	3.4	50.0
1,1,2,2-Tetrachloroethane	Ave	1.019	1.022	0.3000	1.00	0.0200	0.3	50.0
Bromobenzene	Ave	1.213	1.204		1.00	0.0200	-0.7	50.0
1,2,3-Trichloropropane	Ave	0.3937	0.4369		1.00	0.0200	11.0	50.0
trans-1,4-Dichloro-2-butene	Lin1		0.2711		1.00	0.0200	-4.3	50.0
n-Propylbenzene	Ave	1.113	1.133		1.00	0.0200	1.9	50.0
2-Chlorotoluene	Ave	1.071	1.005		1.00	0.0200	-6.2	50.0
1,3,5-Trimethylbenzene	Ave	3.240	3.294		1.00	0.0200	1.6	50.0
4-Chlorotoluene	Ave	1.125	1.063		1.00	0.0200	-5.5	50.0
tert-Butylbenzene	Lin1		2.817		1.00	0.0200	1.3	50.0
1,2,4-Trimethylbenzene	Ave	3.512	3.444		1.00	0.0200	-1.9	50.0
sec-Butylbenzene	Lin1		3.884		1.00	0.0200	4.3	50.0
1,3-Dichlorobenzene	Ave	2.122	2.094		1.00	0.0200	-1.3	50.0
p-Isopropyltoluene	Ave	3.852	3.548		0.0184	0.0200	-7.9	50.0
1,4-Dichlorobenzene	Ave	2.302	2.210		1.00	0.0200	-4.0	50.0
n-Butylbenzene	Lin1		2.872		1.00	0.0200	-2.0	50.0
1,2-Dichlorobenzene	Ave	2.159	2.144		1.00	0.0200	-0.7	50.0

FORM VII
GC/MS VOA CONTINUING CALIBRATION DATA

Lab Name: TestAmerica Canton Job No.: 240-38336-1

SDG No.:

Lab Sample ID: CCVIS 240-135595/3 Calibration Date: 06/20/2014 15:42

Instrument ID: A3UX9 Calib Start Date: 04/03/2014 17:33

GC Column: DB-624 ID: 0.18(mm) Calib End Date: 04/03/2014 19:27

Lab File ID: UX944334.D Conc. Units: ng/uL Heated Purge: (Y/N) N

ANALYTE	CURVE TYPE	AVE RRF	RRF	MIN RRF	CALC AMOUNT	SPIKE AMOUNT	%D	MAX %D
1,2-Dibromo-3-Chloropropane	Ave	0.2150	0.2500		2.00	0.0200	16.3	50.0
1,2,4-Trichlorobenzene	Lin1		1.237		1.00	0.0200	-0.5	50.0
Hexachlorobutadiene	Lin1		0.5556		1.00	0.0200	-10.2	50.0
Naphthalene	Lin1		3.401		1.00	0.0200	26.2	50.0
1,2,3-Trichlorobenzene	Lin1		1.112		1.00	0.0200	7.9	50.0
Dibromofluoromethane (Surr)	Ave	0.3424	0.3466		0.0156	0.0154	1.2	50.0
1,2-Dichloroethane-d4 (Surr)	Ave	0.4137	0.4140		0.0154	0.0154	0.0	50.0
Toluene-d8 (Surr)	Ave	1.685	1.648		0.0151	0.0154	-2.2	50.0
4-Bromofluorobenzene (Surr)	Ave	0.6714	0.6231		0.0143	0.0154	-7.2	50.0

FORM VII
GC/MS VOA CONTINUING CALIBRATION DATA

Lab Name: TestAmerica Canton Job No.: 240-38336-1

SDG No.:

Lab Sample ID: CCV 240-135595/4 Calibration Date: 06/20/2014 16:26

Instrument ID: A3UX9 Calib Start Date: 04/03/2014 17:33

GC Column: DB-624 ID: 0.18(mm) Calib End Date: 04/03/2014 19:27

Lab File ID: UX944336.D Conc. Units: ng/uL Heated Purge: (Y/N) N

ANALYTE	CURVE TYPE	AVE RRF	RRF	MIN RRF	CALC AMOUNT	SPIKE AMOUNT	%D	MAX %D
Dibromofluoromethane (Surr)	Ave	0.3424	0.3156		0.0142	0.0154	-7.8	50.0
1,2-Dichloroethane-d4 (Surr)	Ave	0.4137	0.3964		0.0148	0.0154	-4.2	50.0
Toluene-d8 (Surr)	Ave	1.685	1.616		0.0148	0.0154	-4.1	50.0
4-Bromofluorobenzene (Surr)	Ave	0.6714	0.5998		0.0138	0.0154	-10.7	50.0

FORM VII

GC/MS VOA CONTINUING CALIBRATION DATA

Lab Name: TestAmerica Canton Job No.: 240-38336-1

SDG No.:

Lab Sample ID: CCV 240-135595/4 Calibration Date: 06/20/2014 16:26

Instrument ID: A3UX9 Calib Start Date: 04/03/2014 19:50

GC Column: DB-624 ID: 0.18(mm) Calib End Date: 04/03/2014 21:41

Lab File ID: UX944336.D Conc. Units: ng/uL Heated Purge: (Y/N) N

ANALYTE	CURVE TYPE	AVE RRF	RRF	MIN RRF	CALC AMOUNT	SPIKE AMOUNT	%D	MAX %D
Acetonitrile	Ave	0.0395	0.0336		20.0	0.200	-14.9	50.0
Diisopropyl ether	Ave	0.3423	0.3208		10.0	0.0200	-6.3	50.0
2-Chloro-1,3-butadiene	Ave	0.5272	0.4278		2.00	0.0200	-18.8	50.0
Ethyl-t-butyl ether (ETBE)	Ave	1.088	0.9326		5.00	0.0200	-14.3	50.0
Ethyl acetate	Ave	0.2160	0.2087		4.00	0.0400	-3.4	50.0
Propionitrile	Ave	0.0450	0.0389		4.00	0.200	-13.5	50.0
Methacrylonitrile	Ave	0.1962	0.1528		2.00	0.200	-22.1	50.0
Tert-amyl-methyl ether (TAME)	Ave	1.069	0.9734		5.00	0.0200	-8.9	50.0
n-Butanol	Ave	0.0087	0.0076		50.0	0.500	-13.2	50.0
Ethyl acrylate	Ave	0.3954	0.3292		1.00	0.0200	-16.7	50.0
Methyl methacrylate	Ave	0.2975	0.2187		2.00	0.0400	-26.5	50.0
2-Nitropropane	Ave	0.0822	0.0629		2.00	0.0400	-23.4	50.0
Cyclohexanone	Ave	0.0297	0.0235		20.0	0.200	-20.9	50.0
Pentachloroethane	Ave	0.6263	0.5247		0.0335	0.0400	-16.2	50.0
1,2,3-Trimethylbenzene	Ave	3.681	3.515		0.0191	0.0200	-4.5	50.0
Benzyl chloride	Ave	0.4582	0.4479		1.00	0.0200	-2.2	50.0
1,3,5-Trichlorobenzene	Lin1		1.363		1.00	0.0200	-7.0	50.0
2-Methylnaphthalene	Lin		1.512		5.00	0.0400	-7.9	50.0

FORM IV
GC/MS VOA METHOD BLANK SUMMARY

Lab Name: TestAmerica Canton Job No.: 240-38336-1

SDG No.:

Lab File ID: UX944337.D Lab Sample ID: MB 240-135595/5

Matrix: Water Heated Purge:(Y/N) N

Instrument ID: A3UX9 Date Analyzed: 06/20/2014 16:49

GC Column: DB-624 ID: 0.18(mm)

THIS METHOD BLANK APPLIES TO THE FOLLOWING SAMPLES:

CLIENT SAMPLE ID	LAB SAMPLE ID	LAB FILE ID	DATE ANALYZED
	LCS 240-135595/6	UX944335.D	06/20/2014 16:05
MSA-SW37A-061014	240-38336-1	UX944342.D	06/20/2014 18:44
MSA-SW37B-061014	240-38336-2	UX944343.D	06/20/2014 19:05
MSA-SW37C-061014	240-38336-3	UX944344.D	06/20/2014 19:29
MSA-SW37D-061014	240-38336-4	UX944345.D	06/20/2014 19:50
MSA-SW38A-061014	240-38336-5	UX944346.D	06/20/2014 20:13
MSA-SW38C-061014	240-38336-7	UX944348.D	06/20/2014 21:23
MSA-SW38B-061014	240-38336-6	UX944349.D	06/20/2014 21:44
MSA-SW38D-061014	240-38336-8	UX944350.D	06/20/2014 22:08
MSA-SW39A-061014	240-38336-9	UX944351.D	06/20/2014 22:31
MSA-SW39B-061014	240-38336-10	UX944352.D	06/20/2014 22:54
MSA-SW39C-061014	240-38336-11	UX944353.D	06/20/2014 23:17
MSA-SW39D-061014	240-38336-12	UX944354.D	06/20/2014 23:40
MSA-SW40A-061014	240-38336-13	UX944355.D	06/21/2014 00:03
MSA-SW40B-061014	240-38336-14	UX944356.D	06/21/2014 00:26
MSA-SW40C-061014	240-38336-15	UX944357.D	06/21/2014 00:49
MSA-SW40D-061014	240-38336-16	UX944358.D	06/21/2014 01:12
MSA-SW41A-061014	240-38336-17	UX944359.D	06/21/2014 01:36
MSA-SW41B-061014	240-38336-18	UX944360.D	06/21/2014 01:59
MSA-SW41C-061014	240-38336-19	UX944361.D	06/21/2014 02:22
MSA-SW41D-061014	240-38336-20	UX944362.D	06/21/2014 02:45

FORM I
GC/MS VOA ORGANICS ANALYSIS DATA SHEET

Lab Name: TestAmerica Canton | Job No.: 240-38336-1

SDG No.:

Client Sample ID: | Lab Sample ID: MB 240-135595/5

Matrix: Water | Lab File ID: UX944337.D

Analysis Method: 8260B | Date Collected:

Sample wt/vol: 5(mL) | Date Analyzed: 06/20/2014 16:49

Soil Aliquot Vol: | Dilution Factor: 1

Soil Extract Vol.: | GC Column: DB-624 ID: 0.18(mm)

% Moisture: | Level: (low/med) Low

Analysis Batch No.: 135595 | Units: ug/L

CAS NO.	COMPOUND NAME	RESULT	Q	RL	MDL
630-20-6	1,1,1,2-Tetrachloroethane	1.0	U	1.0	0.23
71-55-6	1,1,1-Trichloroethane	1.0	U	1.0	0.22
79-34-5	1,1,2,2-Tetrachloroethane	1.0	U	1.0	0.18
76-13-1	1,1,2-Trichloro-1,2,2-trichfluoroeth ane	1.0	U	1.0	0.28
75-34-3	1,1-Dichloroethane	1.0	U	1.0	0.15
75-35-4	1,1-Dichloroethene	1.0	U	1.0	0.19
563-58-6	1,1-Dichloropropene	1.0	U	1.0	0.13
87-61-6	1,2,3-Trichlorobenzene	1.0	U	1.0	0.17
96-18-4	1,2,3-Trichloropropane	1.0	U	1.0	0.43
526-73-8	1,2,3-Trimethylbenzene	5.0	U	5.0	0.0059
120-82-1	1,2,4-Trichlorobenzene	1.0	U	1.0	0.15
95-63-6	1,2,4-Trimethylbenzene	1.0	U	1.0	0.12
96-12-8	1,2-Dibromo-3-Chloropropane	5.0	U	5.0	0.67
106-93-4	1,2-Dibromoethane	1.0	U	1.0	0.24
95-50-1	1,2-Dichlorobenzene	1.0	U	1.0	0.13
107-06-2	1,2-Dichloroethane	1.0	U	1.0	0.22
78-87-5	1,2-Dichloropropane	1.0	U	1.0	0.18
541-73-1	1,3-Dichlorobenzene	1.0	U	1.0	0.14
142-28-9	1,3-Dichloropropane	1.0	U	1.0	0.16
106-46-7	1,4-Dichlorobenzene	1.0	U	1.0	0.13
594-20-7	2,2-Dichloropropane	1.0	U	1.0	0.13
78-93-3	2-Butanone	5.0	U	5.0	0.57
110-75-8	2-Chloroethyl vinyl ether	10	U	10	0.99
95-49-8	2-Chlorotoluene	1.0	U	1.0	0.11
591-78-6	2-Hexanone	5.0	U	5.0	0.41
106-43-4	4-Chlorotoluene	1.0	U	1.0	0.18
108-10-1	4-Methyl-2-pentanone	5.0	U	5.0	0.32
67-64-1	Acetone	5.0	U	5.0	1.1
71-43-2	Benzene	1.0	U	1.0	0.13
108-86-1	Bromobenzene	1.0	U	1.0	0.13
74-97-5	Bromochloromethane	1.0	U	1.0	0.29
75-27-4	Bromodichloromethane	1.0	U	1.0	0.15
75-25-2	Bromoform	1.0	U	1.0	0.64
74-83-9	Bromomethane	1.0	U	1.0	0.41
75-15-0	Carbon disulfide	1.0	U	1.0	0.13

FORM I
GC/MS VOA ORGANICS ANALYSIS DATA SHEET

Lab Name: TestAmerica Canton | Job No.: 240-38336-1

SDG No.:

Client Sample ID: | Lab Sample ID: MB 240-135595/5

Matrix: Water | Lab File ID: UX944337.D

Analysis Method: 8260B | Date Collected:

Sample wt/vol: 5(mL) | Date Analyzed: 06/20/2014 16:49

Soil Aliquot Vol: | Dilution Factor: 1

Soil Extract Vol.: | GC Column: DB-624 ID: 0.18(mm)

% Moisture: | Level: (low/med) Low

Analysis Batch No.: 135595 | Units: ug/L

CAS NO.	COMPOUND NAME	RESULT	Q	RL	MDL
56-23-5	Carbon tetrachloride	1.0	U	1.0	0.13
108-90-7	Chlorobenzene	1.0	U	1.0	0.15
75-00-3	Chloroethane	1.0	U	1.0	0.29
67-66-3	Chloroform	1.0	U	1.0	0.16
74-87-3	Chloromethane	1.0	U	1.0	0.30
156-59-2	cis-1,2-Dichloroethene	1.0	U	1.0	0.17
10061-01-5	cis-1,3-Dichloropropene	1.0	U	1.0	0.14
124-48-1	Dibromochloromethane	1.0	U	1.0	0.18
74-95-3	Dibromomethane	1.0	U	1.0	0.28
75-71-8	Dichlorodifluoromethane	1.0	U	1.0	0.31
108-20-3	Diisopropyl ether	5.0	U	5.0	1.5
100-41-4	Ethylbenzene	1.0	U	1.0	0.17
637-92-3	Ethyl-t-butyl ether (ETBE)	5.0	U	5.0	0.11
87-68-3	Hexachlorobutadiene	1.0	U	1.0	0.30
98-82-8	Isopropylbenzene	1.0	U	1.0	0.13
1634-04-4	Methyl tert-butyl ether	1.0	U	1.0	0.17
75-09-2	Methylene Chloride	0.521	J	1.0	0.33
179601-23-1	m-Xylene & p-Xylene	2.0	U	2.0	0.24
91-20-3	Naphthalene	1.0	U	1.0	0.24
104-51-8	n-Butylbenzene	1.0	U	1.0	0.12
103-65-1	n-Propylbenzene	1.0	U	1.0	0.14
95-47-6	o-Xylene	1.0	U	1.0	0.14
99-87-6	p-Isopropyltoluene	1.0	U	1.0	0.12
135-98-8	sec-Butylbenzene	1.0	U	1.0	0.13
100-42-5	Styrene	1.0	U	1.0	0.11
994-05-8	Tert-amyl-methyl ether (TAME)	5.0	U	5.0	0.067
75-65-0	tert-Butyl alcohol	20	U	20	3.9
98-06-6	tert-Butylbenzene	1.0	U	1.0	0.13
127-18-4	Tetrachloroethene	1.0	U	1.0	0.29
108-88-3	Toluene	1.0	U	1.0	0.13
156-60-5	trans-1,2-Dichloroethene	1.0	U	1.0	0.19
10061-02-6	trans-1,3-Dichloropropene	1.0	U	1.0	0.19
79-01-6	Trichloroethene	1.0	U	1.0	0.17
75-69-4	Trichlorofluoromethane	1.0	U	1.0	0.21
108-05-4	Vinyl acetate	2.0	U	2.0	0.19
75-01-4	Vinyl chloride	0.50	U	0.50	0.22

FORM I
GC/MS VOA ORGANICS ANALYSIS DATA SHEET

Lab Name: TestAmerica Canton | Job No.: 240-38336-1

SDG No.:

Client Sample ID: | Lab Sample ID: MB 240-135595/5

Matrix: Water | Lab File ID: UX944337.D

Analysis Method: 8260B | Date Collected:

Sample wt/vol: 5(mL) | Date Analyzed: 06/20/2014 16:49

Soil Aliquot Vol: | Dilution Factor: 1

Soil Extract Vol.: | GC Column: DB-624 ID: 0.18(mm)

% Moisture: | Level: (low/med) Low

Analysis Batch No.: 135595 | Units: ug/L

CAS NO.	COMPOUND NAME	RESULT	Q	RL	MDL
1330-20-7	Xylenes, Total	2.0	U	2.0	0.14

CAS NO.	SURROGATE	%REC	Q	LIMITS
17060-07-0	1,2-Dichloroethane-d4 (Surr)	98		63-129
460-00-4	4-Bromofluorobenzene (Surr)	89		66-120
1868-53-7	Dibromofluoromethane (Surr)	97		75-121
2037-26-5	Toluene-d8 (Surr)	98		74-120

FORM V_
GC/MS VOA INSTRUMENT PERFORMANCE CHECK
BROMOFLUOROBENZENE (BFB)

Lab Name: TestAmerica Canton Job No.: 240-38336-1

SDG No.:

Lab File ID: BFB2716.D BFB Injection Date: 06/22/2014

Instrument ID: A3UX9 BFB Injection Time: 07:41

Analysis Batch No.: 135655

M/E	ION ABUNDANCE CRITERIA	% RELATIVE ABUNDANCE	
50	15.0 - 40.0 % of mass 95	17.8	
75	30.0 - 60.0 % of mass 95	52.1	
95	Base Peak, 100% relative abundance	100.0	
96	5.0 - 9.0 % of mass 95	7.0	
173	Less than 2.0 % of mass 174	0.9	(1.1)1
174	50.0 - 120.00 % of mass 95	85.8	
175	5.0 - 9.0 % of mass 174	6.6	(7.7)1
176	95.0 - 101.0 % of mass 174	85.2	(99.3)1
177	5.0 - 9.0 % of mass 176	4.9	(5.8)2

1-Value is % mass 174 2-Value is % mass 176

THIS CHECK APPLIES TO THE FOLLOWING SAMPLES, MS, MSD, BLANKS AND STANDARDS:

CLIENT SAMPLE ID	LAB SAMPLE ID	LAB FILE ID	DATE ANALYZED	TIME ANALYZED
	CCVIS 240-135655/3	UX944367.D	06/22/2014	08:05
	LCS 240-135655/6	UX944368.D	06/22/2014	08:27
	CCV 240-135655/4	UX944369.D	06/22/2014	08:50
	MB 240-135655/5	UX944370.D	06/22/2014	09:13
EL-SW01A-061014	240-38336-37	UX944371.D	06/22/2014	09:35
EL-SW01B-061014	240-38336-38	UX944372.D	06/22/2014	09:58
EL-SW01C-061014	240-38336-39	UX944373.D	06/22/2014	10:21
EL-SW01D-061014	240-38336-40	UX944374.D	06/22/2014	10:44
TB-061014	240-38336-41	UX944375.D	06/22/2014	11:07

FORM VII
GC/MS VOA CONTINUING CALIBRATION DATA

Lab Name: TestAmerica Canton Job No.: 240-38336-1

SDG No.:

Lab Sample ID: CCVIS 240-135655/3 Calibration Date: 06/22/2014 08:05

Instrument ID: A3UX9 Calib Start Date: 04/03/2014 17:33

GC Column: DB-624 ID: 0.18(mm) Calib End Date: 04/03/2014 19:27

Lab File ID: UX944367.D Conc. Units: ng/uL Heated Purge: (Y/N) N

ANALYTE	CURVE TYPE	AVE RRF	RRF	MIN RRF	CALC AMOUNT	SPIKE AMOUNT	%D	MAX %D
Dichlorodifluoromethane	Lin1		0.6470		1.00	0.0200	26.0	50.0
Chloromethane	Ave	0.4663	0.4163	0.1000	1.00	0.0200	-10.7	50.0
Vinyl chloride	Ave	0.4884	0.5263		1.00	0.0200	7.8	20.0
Butadiene	Ave	0.2954	0.3278		0.0222	0.0200	11.0	50.0
Bromomethane	Lin1		0.3655		1.00	0.0200	17.0	50.0
Chloroethane	Ave	0.2883	0.3185		1.00	0.0200	10.5	50.0
Dichlorofluoromethane	Ave	0.6631	0.7390		2.00	0.0200	11.5	50.0
Trichlorofluoromethane	Lin1		0.8632		1.00	0.0200	31.6	50.0
Ethyl ether	Ave	0.2951	0.2711		2.00	0.0200	-8.1	50.0
Acrolein	Ave	0.0433	0.0313 ✓		20.0	0.100	-27.6	50.0
1,1-Dichloroethene	Ave	0.6760	0.7929		1.00	0.0200	17.3	20.0
Acetone	Lin1		0.1018		10.0	0.0400	8.8	50.0
1,1,2-Trichloro-1,2,2-trichfluoroethane	Lin1		0.4606		1.00	0.0200	23.6	50.0
Iodomethane	Lin1		0.6499		1.00	0.0200	10.5	50.0
Carbon disulfide	Lin1		1.436		1.00	0.0200	4.3	50.0
3-Chloro-1-propene	Qua		0.0959		2.00	0.0200	-58.6*	50.0
Methyl acetate	Ave	0.2271	0.1894		10.0	0.100	-16.6	50.0
Methylene Chloride	Ave	0.5219	0.4983		1.00	0.0200	-4.5	50.0
tert-Butyl alcohol	Ave	0.0283	0.0308 ✓		50.0	0.200	8.7	50.0
Acrylonitrile	Ave	0.1171	0.1047		20.0	0.200	-10.6	50.0
Methyl tert-butyl ether	Ave	1.046	1.142		1.00	0.0200	9.2	50.0
trans-1,2-Dichloroethene	Lin1		0.5207		1.00	0.0200	-0.4	50.0
Hexane	Lin1		0.2719		1.00	0.0200	-27.3*	20.0
1,1-Dichloroethane	Ave	0.5629	0.5013	0.1000	1.00	0.0200	-11.0	50.0
Vinyl acetate	Ave	0.4534	0.3830		2.00	0.0192	-15.5	50.0
2,2-Dichloropropane	Ave	0.2911	0.2111		1.00	0.0200	-27.5	50.0
2-Butanone	Ave	0.1363	0.1082		10.0	0.0400	-20.6	50.0
cis-1,2-Dichloroethene	Ave	0.5075	0.4501		1.00	0.0200	-11.3	50.0
Bromochloromethane	Ave	0.2861	0.2147		1.00	0.0200	-24.9	50.0
Tetrahydrofuran	Ave	0.0874	0.0620		5.00	0.0400	-29.1	50.0
Chloroform	Ave	0.6491	0.6107		1.00	0.0200	-5.9	20.0
1,1,1-Trichloroethane	Ave	0.4446	0.3849		1.00	0.0200	-13.4	50.0
Cyclohexane	Ave	0.3256	0.3058		1.00	0.0200	-6.1	50.0
1,1-Dichloropropene	Ave	0.4756	0.4379		1.00	0.0200	-7.9	50.0
Carbon tetrachloride	Ave	0.3909	0.3950		1.00	0.0200	1.0	50.0
Isobutyl alcohol	Ave	0.0114	0.0100 ✓		50.0	0.500	-11.9	50.0
Benzene	Ave	1.452	1.389		1.00	0.0200	-4.3	50.0
1,2-Dichloroethane	Ave	0.4982	0.5046		1.00	0.0200	1.3	50.0
n-Heptane	Lin		0.2142		1.00	0.0200	-37.2	50.0
Trichloroethene	Ave	0.4285	0.4093		1.00	0.0200	-4.5	50.0

FORM VII
GC/MS VOA CONTINUING CALIBRATION DATA

Lab Name: TestAmerica Canton Job No.: 240-38336-1

SDG No.:

Lab Sample ID: CCVIS 240-135655/3 Calibration Date: 06/22/2014 08:05

Instrument ID: A3UX9 Calib Start Date: 04/03/2014 17:33

GC Column: DB-624 ID: 0.18(mm) Calib End Date: 04/03/2014 19:27

Lab File ID: UX944367.D Conc. Units: ng/uL Heated Purge: (Y/N) N

ANALYTE	CURVE TYPE	AVE RRF	RRF	MIN RRF	CALC AMOUNT	SPIKE AMOUNT	%D	MAX %D
Methylcyclohexane	Lin1		0.3988		1.00	0.0200	-14.0	50.0
1,2-Dichloropropane	Ave	0.3496	0.2894		1.00	0.0200	-17.2	20.0
1,4-Dioxane	Lin1		0.0045		50.0	0.400	5.7	50.0
Dibromomethane	Ave	0.2610	0.2459		1.00	0.0200	-5.8	50.0
Bromodichloromethane	Ave	0.5169	0.5175		1.00	0.0200	0.1	50.0
2-Chloroethyl vinyl ether	Ave	0.2012	0.1819		10.0	0.0400	-9.6	50.0
cis-1,3-Dichloropropene	Ave	0.5707	0.5364		1.00	0.0200	-6.0	50.0
4-Methyl-2-pentanone	Ave	0.2913	0.2169		10.0	0.0400	-25.5	50.0
Toluene	Ave	1.994	2.042		1.00	0.0200	2.4	20.0
trans-1,3-Dichloropropene	Ave	0.6092	0.6114		1.00	0.0200	0.4	50.0
Ethyl methacrylate	Ave	0.5532	0.4764		1.00	0.0200	-13.9	50.0
1,1,2-Trichloroethane	Ave	0.4239	0.4358		1.00	0.0200	2.8	50.0
Tetrachloroethene	Ave	0.4518	0.4796		1.00	0.0200	6.1	50.0
1,3-Dichloropropane	Ave	0.7289	0.7017		1.00	0.0200	-3.7	50.0
2-Hexanone	Ave	0.2415	0.2012		10.0	0.0400	-16.7	50.0
Dibromochloromethane	Ave	0.4587	0.4865		1.00	0.0200	6.1	50.0
1,2-Dibromoethane	Ave	0.4139	0.4572		1.00	0.0200	10.4	50.0
Chlorobenzene	Ave	1.400	1.401	0.3000	1.00	0.0200	0.1	50.0
1,1,1,2-Tetrachloroethane	Ave	0.4772	0.4787		1.00	0.0200	0.3	50.0
Ethylbenzene	Ave	0.7123	0.7302		1.00	0.0200	2.5	20.0
m-Xylene & p-Xylene	Ave	0.8574	0.8826		2.00	0.0200	2.9	50.0
o-Xylene	Ave	0.9031	0.8902		1.00	0.0200	-1.4	50.0
Styrene	Ave	1.420	1.447		1.00	0.0200	1.9	50.0
Bromoform	Ave	0.3023	0.3063	0.1000	1.00	0.0200	1.3	50.0
Isopropylbenzene	Ave	1.990	2.107		1.00	0.0200	5.9	50.0
1,1,2,2-Tetrachloroethane	Ave	1.019	0.9630	0.3000	1.00	0.0200	-5.5	50.0
Bromobenzene	Ave	1.213	1.124		1.00	0.0200	-7.3	50.0
1,2,3-Trichloropropane	Ave	0.3937	0.4165		1.00	0.0200	5.8	50.0
trans-1,4-Dichloro-2-butene	Lin1		0.2882		1.00	0.0200	1.5	50.0
n-Propylbenzene	Ave	1.113	1.115		1.00	0.0200	0.2	50.0
2-Chlorotoluene	Ave	1.071	0.9633		1.00	0.0200	-10.1	50.0
1,3,5-Trimethylbenzene	Ave	3.240	3.252		1.00	0.0200	0.4	50.0
4-Chlorotoluene	Ave	1.125	1.065		1.00	0.0200	-5.3	50.0
tert-Butylbenzene	Lin1		2.781		1.00	0.0200	0.0	50.0
1,2,4-Trimethylbenzene	Ave	3.512	3.522		1.00	0.0200	0.3	50.0
sec-Butylbenzene	Lin1		3.930		1.00	0.0200	5.5	50.0
1,3-Dichlorobenzene	Ave	2.122	2.122		1.00	0.0200	0.0	50.0
p-Isopropyltoluene	Ave	3.852	3.508		0.0182	0.0200	-8.9	50.0
1,4-Dichlorobenzene	Ave	2.302	2.212		1.00	0.0200	-3.9	50.0
n-Butylbenzene	Lin1		2.885		1.00	0.0200	-1.5	50.0
1,2-Dichlorobenzene	Ave	2.159	2.073		1.00	0.0200	-4.0	50.0

FORM VII
GC/MS VOA CONTINUING CALIBRATION DATA

Lab Name: TestAmerica Canton Job No.: 240-38336-1

SDG No.:

Lab Sample ID: CCVIS 240-135655/3 Calibration Date: 06/22/2014 08:05

Instrument ID: A3UX9 Calib Start Date: 04/03/2014 17:33

GC Column: DB-624 ID: 0.18(mm) Calib End Date: 04/03/2014 19:27

Lab File ID: UX944367.D Conc. Units: ng/uL Heated Purge: (Y/N) N

ANALYTE	CURVE TYPE	AVE RRF	RRF	MIN RRF	CALC AMOUNT	SPIKE AMOUNT	%D	MAX %D
1,2-Dibromo-3-Chloropropane	Ave	0.2150	0.2074		2.00	0.0200	-3.5	50.0
1,2,4-Trichlorobenzene	Lin1		1.254		1.00	0.0200	0.9	50.0
Hexachlorobutadiene	Lin1		0.5774		1.00	0.0200	-6.5	50.0
Naphthalene	Lin1		3.205		1.00	0.0200	18.9	50.0
1,2,3-Trichlorobenzene	Lin1		1.096		1.00	0.0200	6.3	50.0
Dibromofluoromethane (Surr)	Ave	0.3424	0.3237		0.0146	0.0154	-5.5	50.0
1,2-Dichloroethane-d4 (Surr)	Ave	0.4137	0.4013		0.0150	0.0154	-3.0	50.0
Toluene-d8 (Surr)	Ave	1.685	1.620		0.0148	0.0154	-3.9	50.0
4-Bromofluorobenzene (Surr)	Ave	0.6714	0.6727		0.0154	0.0154	0.2	50.0

FORM VII
GC/MS VOA CONTINUING CALIBRATION DATA

Lab Name: TestAmerica Canton Job No.: 240-38336-1

SDG No.:

Lab Sample ID: CCV 240-135655/4 Calibration Date: 06/22/2014 08:50

Instrument ID: A3UX9 Calib Start Date: 04/03/2014 17:33

GC Column: DB-624 ID: 0.18(mm) Calib End Date: 04/03/2014 19:27

Lab File ID: UX944369.D Conc. Units: ng/uL Heated Purge: (Y/N) N

ANALYTE	CURVE TYPE	AVE RRF	RRF	MIN RRF	CALC AMOUNT	SPIKE AMOUNT	%D	MAX %D
Dibromofluoromethane (Surr)	Ave	0.3424	0.3324		0.0150	0.0154	-2.9	50.0
1,2-Dichloroethane-d4 (Surr)	Ave	0.4137	0.4039		0.0151	0.0154	-2.4	50.0
Toluene-d8 (Surr)	Ave	1.685	1.687		0.0154	0.0154	0.1	50.0
4-Bromofluorobenzene (Surr)	Ave	0.6714	0.6157		0.0141	0.0154	-8.3	50.0

FORM VII
GC/MS VOA CONTINUING CALIBRATION DATA

Lab Name: TestAmerica Canton Job No.: 240-38336-1

SDG No.:

Lab Sample ID: CCV 240-135655/4 Calibration Date: 06/22/2014 08:50

Instrument ID: A3UX9 Calib Start Date: 04/03/2014 19:50

GC Column: DB-624 ID: 0.18(mm) Calib End Date: 04/03/2014 21:41

Lab File ID: UX944369.D Conc. Units: ng/uL Heated Purge: (Y/N) N

ANALYTE	CURVE TYPE	AVE RRF	RRF	MIN RRF	CALC AMOUNT	SPIKE AMOUNT	%D	MAX %D
Acetonitrile	Ave	0.0395	0.0333		20.0	0.200	-15.9	50.0
Diisopropyl ether	Ave	0.3423	0.3369		10.0	0.0200	-1.6	50.0
2-Chloro-1,3-butadiene	Ave	0.5272	0.4879		2.00	0.0200	-7.5	50.0
Ethyl-t-butyl ether (ETBE)	Ave	1.088	0.9481		5.00	0.0200	-12.8	50.0
Ethyl acetate	Ave	0.2160	0.2089		4.00	0.0400	-3.3	50.0
Propionitrile	Ave	0.0450	0.0377		4.00	0.200	-16.2	50.0
Methacrylonitrile	Ave	0.1962	0.1519		2.00	0.200	-22.5	50.0
Tert-amyl-methyl ether (TAME)	Ave	1.069	1.008		5.00	0.0200	-5.7	50.0
n-Butanol	Ave	0.0087	0.0069		50.0	0.500	-20.6	50.0
Ethyl acrylate	Ave	0.3954	0.3348		1.00	0.0200	-15.3	50.0
Methyl methacrylate	Ave	0.2975	0.2266		2.00	0.0400	-23.8	50.0
2-Nitropropane	Ave	0.0822	0.0664		2.00	0.0400	-19.3	50.0
Cyclohexanone	Ave	0.0297	0.0235		20.0	0.200	-20.7	50.0
Pentachloroethane	Ave	0.6263	0.6266		0.0400	0.0400	0.0	50.0
1,2,3-Trimethylbenzene	Ave	3.681	3.771		0.0205	0.0200	2.4	50.0
Benzyl chloride	Ave	0.4582	0.4689		1.00	0.0200	2.3	50.0
1,3,5-Trichlorobenzene	Lin1		1.509		1.00	0.0200	3.2	50.0
2-Methylnaphthalene	Lin		1.597		5.00	0.0400	-2.2	50.0

FORM IV
GC/MS VOA METHOD BLANK SUMMARY

Lab Name: TestAmerica Canton Job No.: 240-38336-1

SDG No.:

Lab File ID: UX944370.D Lab Sample ID: MB 240-135655/5

Matrix: Water Heated Purge: (Y/N) N

Instrument ID: A3UX9 Date Analyzed: 06/22/2014 09:13

GC Column: DB-624 ID: 0.18(mm)

THIS METHOD BLANK APPLIES TO THE FOLLOWING SAMPLES:

CLIENT SAMPLE ID	LAB SAMPLE ID	LAB FILE ID	DATE ANALYZED
	LCS 240-135655/6	UX944368.D	06/22/2014 08:27
EL-SW01A-061014	240-38336-37	UX944371.D	06/22/2014 09:35
EL-SW01B-061014	240-38336-38	UX944372.D	06/22/2014 09:58
EL-SW01C-061014	240-38336-39	UX944373.D	06/22/2014 10:21
EL-SW01D-061014	240-38336-40	UX944374.D	06/22/2014 10:44
TB-061014	240-38336-41	UX944375.D	06/22/2014 11:07

FORM I
GC/MS VOA ORGANICS ANALYSIS DATA SHEET

Lab Name: TestAmerica Canton | Job No.: 240-38336-1

SDG No.:

Client Sample ID: | Lab Sample ID: MB 240-135655/5

Matrix: Water | Lab File ID: UX944370.D

Analysis Method: 8260B | Date Collected:

Sample wt/vol: 5(mL) | Date Analyzed: 06/22/2014 09:13

Soil Aliquot Vol: | Dilution Factor: 1

Soil Extract Vol.: | GC Column: DB-624 ID: 0.18(mm)

% Moisture: | Level: (low/med) Low

Analysis Batch No.: 135655 | Units: ug/L

CAS NO.	COMPOUND NAME	RESULT	Q	RL	MDL
630-20-6	1,1,1,2-Tetrachloroethane	1.0	U	1.0	0.23
71-55-6	1,1,1-Trichloroethane	1.0	U	1.0	0.22
79-34-5	1,1,2,2-Tetrachloroethane	1.0	U	1.0	0.18
76-13-1	1,1,2-Trichloro-1,2,2-trichfluoroeth ane	1.0	U	1.0	0.28
75-34-3	1,1-Dichloroethane	1.0	U	1.0	0.15
75-35-4	1,1-Dichloroethene	1.0	U	1.0	0.19
563-58-6	1,1-Dichloropropene	1.0	U	1.0	0.13
87-61-6	1,2,3-Trichlorobenzene	1.0	U	1.0	0.17
96-18-4	1,2,3-Trichloropropane	1.0	U	1.0	0.43
526-73-8	1,2,3-Trimethylbenzene	5.0	U	5.0	0.0059
120-82-1	1,2,4-Trichlorobenzene	1.0	U	1.0	0.15
95-63-6	1,2,4-Trimethylbenzene	1.0	U	1.0	0.12
96-12-8	1,2-Dibromo-3-Chloropropane	5.0	U	5.0	0.67
106-93-4	1,2-Dibromoethane	1.0	U	1.0	0.24
95-50-1	1,2-Dichlorobenzene	1.0	U	1.0	0.13
107-06-2	1,2-Dichloroethane	1.0	U	1.0	0.22
78-87-5	1,2-Dichloropropane	1.0	U	1.0	0.18
541-73-1	1,3-Dichlorobenzene	1.0	U	1.0	0.14
142-28-9	1,3-Dichloropropane	1.0	U	1.0	0.16
106-46-7	1,4-Dichlorobenzene	1.0	U	1.0	0.13
594-20-7	2,2-Dichloropropane	1.0	U	1.0	0.13
78-93-3	2-Butanone	5.0	U	5.0	0.57
110-75-8	2-Chloroethyl vinyl ether	10	U	10	0.99
95-49-8	2-Chlorotoluene	1.0	U	1.0	0.11
591-78-6	2-Hexanone	5.0	U	5.0	0.41
106-43-4	4-Chlorotoluene	1.0	U	1.0	0.18
108-10-1	4-Methyl-2-pentanone	5.0	U	5.0	0.32
67-64-1	Acetone	5.0	U	5.0	1.1
71-43-2	Benzene	1.0	U	1.0	0.13
108-86-1	Bromobenzene	1.0	U	1.0	0.13
74-97-5	Bromochloromethane	1.0	U	1.0	0.29
75-27-4	Bromodichloromethane	1.0	U	1.0	0.15
75-25-2	Bromoform	1.0	U	1.0	0.64
74-83-9	Bromomethane	1.0	U	1.0	0.41
75-15-0	Carbon disulfide	1.0	U	1.0	0.13

FORM I

GC/MS VOA ORGANICS ANALYSIS DATA SHEET

Lab Name: TestAmerica Canton | Job No.: 240-38336-1

SDG No.:

Client Sample ID: | Lab Sample ID: MB 240-135655/5

Matrix: Water | Lab File ID: UX944370.D

Analysis Method: 8260B | Date Collected:

Sample wt/vol: 5(mL) | Date Analyzed: 06/22/2014 09:13

Soil Aliquot Vol: | Dilution Factor: 1

Soil Extract Vol.: | GC Column: DB-624 ID: 0.18(mm)

% Moisture: | Level: (low/med) Low

Analysis Batch No.: 135655 | Units: ug/L

CAS NO.	COMPOUND NAME	RESULT	Q	RL	MDL
56-23-5	Carbon tetrachloride	1.0	U	1.0	0.13
108-90-7	Chlorobenzene	1.0	U	1.0	0.15
75-00-3	Chloroethane	1.0	U	1.0	0.29
67-66-3	Chloroform	1.0	U	1.0	0.16
74-87-3	Chloromethane	1.0	U	1.0	0.30
156-59-2	cis-1,2-Dichloroethene	1.0	U	1.0	0.17
10061-01-5	cis-1,3-Dichloropropene	1.0	U	1.0	0.14
124-48-1	Dibromochloromethane	1.0	U	1.0	0.18
74-95-3	Dibromomethane	1.0	U	1.0	0.28
75-71-8	Dichlorodifluoromethane	1.0	U	1.0	0.31
108-20-3	Diisopropyl ether	5.0	U	5.0	1.5
100-41-4	Ethylbenzene	1.0	U	1.0	0.17
637-92-3	Ethyl-t-butyl ether (ETBE)	5.0	U	5.0	0.11
87-68-3	Hexachlorobutadiene	1.0	U	1.0	0.30
98-82-8	Isopropylbenzene	1.0	U	1.0	0.13
1634-04-4	Methyl tert-butyl ether	1.0	U	1.0	0.17
75-09-2	Methylene Chloride	0.970	J	1.0	0.33
179601-23-1	m-Xylene & p-Xylene	2.0	U	2.0	0.24
91-20-3	Naphthalene	1.0	U	1.0	0.24
104-51-8	n-Butylbenzene	1.0	U	1.0	0.12
103-65-1	n-Propylbenzene	1.0	U	1.0	0.14
95-47-6	o-Xylene	1.0	U	1.0	0.14
99-87-6	p-Isopropyltoluene	1.0	U	1.0	0.12
135-98-8	sec-Butylbenzene	1.0	U	1.0	0.13
100-42-5	Styrene	1.0	U	1.0	0.11
994-05-8	Tert-amyl-methyl ether (TAME)	5.0	U	5.0	0.067
75-65-0	tert-Butyl alcohol	20	U	20	3.9
98-06-6	tert-Butylbenzene	1.0	U	1.0	0.13
127-18-4	Tetrachloroethene	1.0	U	1.0	0.29
108-88-3	Toluene	1.0	U	1.0	0.13
156-60-5	trans-1,2-Dichloroethene	1.0	U	1.0	0.19
10061-02-6	trans-1,3-Dichloropropene	1.0	U	1.0	0.19
79-01-6	Trichloroethene	1.0	U	1.0	0.17
75-69-4	Trichlorofluoromethane	1.0	U	1.0	0.21
108-05-4	Vinyl acetate	2.0	U	2.0	0.19
75-01-4	Vinyl chloride	0.50	U	0.50	0.22

FORM I
GC/MS VOA ORGANICS ANALYSIS DATA SHEET

Lab Name: TestAmerica Canton Job No.: 240-38336-1

SDG No.:

Client Sample ID: Lab Sample ID: MB 240-135655/5

Matrix: Water Lab File ID: UX944370.D

Analysis Method: 8260B Date Collected:

Sample wt/vol: 5(mL) Date Analyzed: 06/22/2014 09:13

Soil Aliquot Vol: Dilution Factor: 1

Soil Extract Vol.: GC Column: DB-624 ID: 0.18(mm)

% Moisture: Level: (low/med) Low

Analysis Batch No.: 135655 Units: ug/L

CAS NO.	COMPOUND NAME	RESULT	Q	RL	MDL
1330-20-7	Xylenes, Total	2.0	U	2.0	0.14

CAS NO.	SURROGATE	%REC	Q	LIMITS
17060-07-0	1,2-Dichloroethane-d4 (Surr)	100		63-129
460-00-4	4-Bromofluorobenzene (Surr)	92		66-120
1868-53-7	Dibromofluoromethane (Surr)	89		75-121
2037-26-5	Toluene-d8 (Surr)	99		74-120

FORM II
GC/MS VOA SURROGATE RECOVERY

Lab Name: TestAmerica Canton Job No.: 240-38336-1

SDG No.:

Matrix: Water Level: Low

GC Column (1): DB-624 ID: 0.18 (mm)

Client Sample ID	Lab Sample ID	DBFM #	DCA #	TOL #	BFB #
MSA-SW37A-061014	240-38336-1	96	101	95	91
MSA-SW37B-061014	240-38336-2	94	99	97	86
MSA-SW37C-061014	240-38336-3	96	101	96	87
MSA-SW37D-061014	240-38336-4	94	99	97	90
MSA-SW38A-061014	240-38336-5	101	98	94	94
MSA-SW38B-061014	240-38336-6	94	99	96	89
MSA-SW38C-061014	240-38336-7	96	98	94	87
MSA-SW38D-061014	240-38336-8	94	97	97	89
MSA-SW39A-061014	240-38336-9	98	105	95	92
MSA-SW39B-061014	240-38336-10	95	102	98	94
MSA-SW39C-061014	240-38336-11	89	97	96	89
MSA-SW39D-061014	240-38336-12	103	107	98	90
MSA-SW40A-061014	240-38336-13	95	96	96	86
MSA-SW40B-061014	240-38336-14	96	99	100	90
MSA-SW40C-061014	240-38336-15	95	98	95	89
MSA-SW40D-061014	240-38336-16	95	100	97	90
MSA-SW41A-061014	240-38336-17	100	105	99	92
MSA-SW41B-061014	240-38336-18	95	96	98	88
MSA-SW41C-061014	240-38336-19	95	102	96	89
MSA-SW41D-061014	240-38336-20	90	94	96	90
MSA-SW42A-061014	240-38336-21	77	73	79	79
MSA-SW42B-061014	240-38336-22	84	82	84	84
MSA-SW42C-061014	240-38336-23	85	82	86	83
MSA-SW42D-061014	240-38336-24	85	84	86	85
MSA-SW43A-061014	240-38336-25	86	83	83	83
MSA-SW43B-061014	240-38336-26	88	85	86	85
MSA-SW43C-061014	240-38336-27	90	83	86	84
MSA-SW43D-061014	240-38336-28	87	83	84	84
MSA-SW44A-061014	240-38336-29	89	85	84	82
MSA-SW44B-061014	240-38336-30	84	84	86	82
MSA-SW44C-061014	240-38336-31	84	84	84	84
MSA-SW44D-061014	240-38336-32	89	82	86	81
MSA-SW45A-061014	240-38336-33	88	84	84	82
MSA-SW45B-061014	240-38336-34	82	77	80	76
MSA-SW45C-061014	240-38336-35	92	87	84	81

	QC LIMITS
DBFM = Dibromofluoromethane (Surr)	75-121
DCA = 1,2-Dichloroethane-d4 (Surr)	63-129
TOL = Toluene-d8 (Surr)	74-120
BFB = 4-Bromofluorobenzene (Surr)	66-120

Column to be used to flag recovery values

FORM II 8260B

FORM II
GC/MS VOA SURROGATE RECOVERY

Lab Name: TestAmerica Canton Job No.: 240-38336-1

SDG No.:

Matrix: Water Level: Low

GC Column (1): DB-624 ID: 0.18 (mm)

Client Sample ID	Lab Sample ID	DBFM #	DCA #	TOL #	BFB #
MSA-SW45D-061014	240-38336-36	87	84	85	83
EL-SW01A-061014	240-38336-37	104	102	100	94
EL-SW01B-061014	240-38336-38	93	102	100	91
EL-SW01C-061014	240-38336-39	92	98	99	91
EL-SW01D-061014	240-38336-40	93	102	95	90
TB-061014	240-38336-41	97	103	93	91
	MB 240-135595/5	97	98	98	89
	MB 240-135652/6	85	81	90	87
	MB 240-135655/5	89	100	99	92
	LCS 240-135595/6	94	106	97	95
	LCS 240-135652/4	81	76	95	97
	LCS 240-135655/6	98	96	98	97

	QC LIMITS
DBFM = Dibromofluoromethane (Surr)	75-121
DCA = 1,2-Dichloroethane-d4 (Surr)	63-129
TOL = Toluene-d8 (Surr)	74-120
BFB = 4-Bromofluorobenzene (Surr)	66-120

Column to be used to flag recovery values

FORM II 8260B

FORM III
GC/MS VOA LAB CONTROL SAMPLE RECOVERY

Lab Name: TestAmerica Canton Job No.: 240-38336-1

SDG No.:

Matrix: Water Level: Low Lab File ID: UX944335.D

Lab ID: LCS 240-135595/6 Client ID:

COMPOUND	SPIKE ADDED (ug/L)	LCS CONCENTRATION (ug/L)	LCS % REC	QC LIMITS REC	#
1,1,1,2-Tetrachloroethane	20.0	21.4	107	72-120	
1,1,1-Trichloroethane	20.0	19.1	96	74-120	
1,1,2,2-Tetrachloroethane	20.0	20.5	103	68-120	
1,1,2-Trichloro-1,2,2-trichfluoroethane	20.0	24.3	122	74-151	
1,1-Dichloroethane	20.0	19.2	96	80-120	
1,1-Dichloroethene	20.0	22.3	112	78-131	
1,1-Dichloropropene	20.0	19.8	99	80-120	
1,2,3-Trichlorobenzene	20.0	22.0	110	54-126	
1,2,3-Trichloropropane	20.0	21.6	108	73-129	
1,2,4-Trichlorobenzene	20.0	19.5	97	48-135	
1,2,4-Trimethylbenzene	20.0	19.5	97	76-120	
1,2-Dibromo-3-Chloropropane	20.0	22.9	115	42-136	
1,2-Dibromoethane	20.0	21.6	108	79-120	
1,2-Dichlorobenzene	20.0	19.4	97	80-120	
1,2-Dichloroethane	20.0	20.4	102	71-127	
1,2-Dichloropropane	20.0	16.3	82	80-120	
1,3-Dichlorobenzene	20.0	20.1	100	80-120	
1,3-Dichloropropane	20.0	18.9	95	79-120	
1,4-Dichlorobenzene	20.0	19.8	99	80-120	
2,2-Dichloropropane	20.0	14.3	71	50-129	
2-Butanone	40.0	33.2	83	60-126	
2-Chloroethyl vinyl ether	24.0	23.4	97	52-131	
2-Chlorotoluene	20.0	18.4	92	76-120	
2-Hexanone	40.0	33.7	84	55-133	
4-Chlorotoluene	20.0	19.1	96	77-120	
4-Methyl-2-pentanone	40.0	33.3	83	63-128	
Acetone	40.0	40.5	101	43-136	
Benzene	20.0	19.2	96	80-120	
Bromobenzene	20.0	19.6	98	76-120	
Bromochloromethane	20.0	15.6	78	77-120	
Bromodichloromethane	20.0	19.4	97	72-121	
Bromoform	20.0	20.1	101	40-131	
Bromomethane	20.0	20.7	104	11-185	
Carbon disulfide	20.0	20.6	103	62-142	
Carbon tetrachloride	20.0	23.4	117	66-128	
Chlorobenzene	20.0	20.3	101	80-120	
Chloroethane	20.0	22.0	110	25-153	
Chloroform	20.0	19.5	97	79-120	
Chloromethane	20.0	16.5	82	44-126	
cis-1,2-Dichloroethene	20.0	17.6	88	80-120	
cis-1,3-Dichloropropene	20.0	19.1	95	61-120	

Column to be used to flag recovery and RPD values

FORM III 8260B

FORM III
GC/MS VOA LAB CONTROL SAMPLE RECOVERY

Lab Name: TestAmerica Canton Job No.: 240-38336-1

SDG No.:

Matrix: Water Level: Low Lab File ID: UX944335.D

Lab ID: LCS 240-135595/6 Client ID:

COMPOUND	SPIKE ADDED (ug/L)	LCS CONCENTRATION (ug/L)	LCS % REC	QC LIMITS REC	#
Dibromochloromethane	20.0	20.9	105	64-120	
Dibromomethane	20.0	20.2	101	80-120	
Dichlorodifluoromethane	20.0	23.7	118	19-129	
Ethylbenzene	20.0	20.0	100	80-120	
Hexachlorobutadiene	20.0	16.9	84	36-134	
Isopropylbenzene	20.0	21.2	106	75-120	
Methyl tert-butyl ether	20.0	22.7	114	52-144	
Methylene Chloride	20.0	17.9	90	66-131	
m-Xylene & p-Xylene	20.0	20.3	102	80-120	
Naphthalene	20.0	25.8	129	32-141	
n-Butylbenzene	20.0	19.6	98	66-125	
n-Propylbenzene	20.0	19.4	97	74-121	
o-Xylene	20.0	19.7	99	80-120	
p-Isopropyltoluene	20.0	18.5	93	74-120	
sec-Butylbenzene	20.0	20.8	104	70-120	
Styrene	20.0	20.6	103	79-120	
tert-Butyl alcohol	200	270	135	70-130	*
tert-Butylbenzene	20.0	20.3	102	71-120	
Tetrachloroethene	20.0	21.5	107	79-120	
Toluene	20.0	20.4	102	80-120	
trans-1,2-Dichloroethene	20.0	19.9	99	80-120	
trans-1,3-Dichloropropene	20.0	21.9	110	58-120	
Trichloroethene	20.0	20.9	104	76-120	
Trichlorofluoromethane	20.0	25.7	129	49-157	
Vinyl acetate	16.0	16.5	103	46-161	
Vinyl chloride	20.0	19.2	96	53-127	
Xylenes, Total	40.0	40.0	100	80-120	

Column to be used to flag recovery and RPD values

FORM III 8260B

FORM III
GC/MS VOA LAB CONTROL SAMPLE RECOVERY

Lab Name: TestAmerica Canton Job No.: 240-38336-1

SDG No.:

Matrix: Water Level: Low Lab File ID: UXR4179.D

Lab ID: LCS 240-135652/4 Client ID:

COMPOUND	SPIKE ADDED (ug/L)	LCS CONCENTRATION (ug/L)	LCS % REC	QC LIMITS REC	#
1,1,1,2-Tetrachloroethane	10.0	10.5	105	72-120	
1,1,1-Trichloroethane	10.0	7.85	79	74-120	
1,1,2,2-Tetrachloroethane	10.0	10.1	101	68-120	
1,1,2-Trichloro-1,2,2-trichfluoroethane	10.0	7.51	75	74-151	
1,1-Dichloroethane	10.0	8.95	89	80-120	
1,1-Dichloroethene	10.0	8.43	84	78-131	
1,1-Dichloropropene	10.0	9.40	94	80-120	
1,2,3-Trichlorobenzene	10.0	8.36	84	54-126	
1,2,3-Trichloropropane	10.0	10.8	108	73-129	
1,2,4-Trichlorobenzene	10.0	8.80	88	48-135	
1,2,4-Trimethylbenzene	10.0	10.4	104	76-120	
1,2-Dibromo-3-Chloropropane	10.0	10.5	105	42-136	
1,2-Dibromoethane	10.0	10.2	102	79-120	
1,2-Dichlorobenzene	10.0	9.91	99	80-120	
1,2-Dichloroethane	10.0	8.40	84	71-127	
1,2-Dichloropropane	10.0	8.46	85	80-120	
1,3-Dichlorobenzene	10.0	9.69	97	80-120	
1,3-Dichloropropane	10.0	9.62	96	79-120	
1,4-Dichlorobenzene	10.0	9.67	97	80-120	
2,2-Dichloropropane	10.0	7.85	78	50-129	
2-Butanone	20.0	17.7	88	60-126	
2-Chloroethyl vinyl ether	12.0	9.63 J	80	52-131	
2-Chlorotoluene	10.0	10.1	101	76-120	
2-Hexanone	20.0	19.5	97	55-133	
4-Chlorotoluene	10.0	9.77	98	77-120	
4-Methyl-2-pentanone	20.0	17.5	87	63-128	
Acetone	20.0	18.6	93	43-136	
Benzene	10.0	8.43	84	80-120	
Bromobenzene	10.0	9.82	98	76-120	
Bromochloromethane	10.0	8.58	86	77-120	
Bromodichloromethane	10.0	8.45	84	72-121	
Bromoform	10.0	10.3	103	40-131	
Bromomethane	10.0	9.36	94	11-185	
Carbon disulfide	10.0	8.83	88	62-142	
Carbon tetrachloride	10.0	7.83	78	66-128	
Chlorobenzene	10.0	9.84	98	80-120	
Chloroethane	10.0	17.2	172	25-153	*
Chloroform	10.0	8.81	88	79-120	
Chloromethane	10.0	8.48	85	44-126	
cis-1,2-Dichloroethene	10.0	8.92	89	80-120	
cis-1,3-Dichloropropene	10.0	8.81	88	61-120	

Column to be used to flag recovery and RPD values

FORM III 8260B

FORM III
GC/MS VOA LAB CONTROL SAMPLE RECOVERY

Lab Name: TestAmerica Canton Job No.: 240-38336-1

SDG No.:

Matrix: Water Level: Low Lab File ID: UXR4179.D

Lab ID: LCS 240-135652/4 Client ID:

COMPOUND	SPIKE ADDED (ug/L)	LCS CONCENTRATION (ug/L)	LCS % REC	QC LIMITS REC	#
Dibromochloromethane	10.0	10.5	105	64-120	
Dibromomethane	10.0	8.44	84	80-120	
Dichlorodifluoromethane	10.0	6.98	70	19-129	
Ethylbenzene	10.0	10.2	102	80-120	
Hexachlorobutadiene	10.0	8.71	87	36-134	
Isopropylbenzene	10.0	10.7	107	75-120	
Methyl tert-butyl ether	10.0	8.58	86	52-144	
Methylene Chloride	10.0	9.27	93	66-131	
m-Xylene & p-Xylene	10.0	10.4	104	80-120	
Naphthalene	10.0	9.00	90	32-141	
n-Butylbenzene	10.0	10.1	101	66-125	
n-Propylbenzene	10.0	10.5	105	74-121	
o-Xylene	10.0	10.6	106	80-120	
p-Isopropyltoluene	10.0	10.3	103	74-120	
sec-Butylbenzene	10.0	10.1	101	70-120	
Styrene	10.0	10.9	109	79-120	
tert-Butyl alcohol	100	81.4	81	70-130	
tert-Butylbenzene	10.0	10.4	104	71-120	
Tetrachloroethene	10.0	9.78	98	79-120	
Toluene	10.0	10.3	103	80-120	
trans-1,2-Dichloroethene	10.0	8.74	87	80-120	
trans-1,3-Dichloropropene	10.0	10.8	108	58-120	
Trichloroethene	10.0	8.65	86	76-120	
Trichlorofluoromethane	10.0	6.54	65	49-157	
Vinyl acetate	8.00	8.54	107	46-161	
Vinyl chloride	10.0	8.61	86	53-127	
Xylenes, Total	20.0	21.0	105	80-120	

Column to be used to flag recovery and RPD values

FORM III 8260B

FORM III
GC/MS VOA LAB CONTROL SAMPLE RECOVERY

Lab Name: TestAmerica Canton Job No.: 240-38336-1

SDG No.:

Matrix: Water Level: Low Lab File ID: UX944368.D

Lab ID: LCS 240-135655/6 Client ID:

COMPOUND	SPIKE ADDED (ug/L)	LCS CONCENTRATION (ug/L)	LCS % REC	QC LIMITS REC	#
1,1,1,2-Tetrachloroethane	20.0	21.9	109	72-120	
1,1,1-Trichloroethane	20.0	18.3	92	74-120	
1,1,2,2-Tetrachloroethane	20.0	20.0	100	68-120	
1,1,2-Trichloro-1,2,2-trichfluoroethane	20.0	25.0	125	74-151	
1,1-Dichloroethane	20.0	19.4	97	80-120	
1,1-Dichloroethene	20.0	24.7	123	78-131	
1,1-Dichloropropene	20.0	21.1	105	80-120	
1,2,3-Trichlorobenzene	20.0	22.2	111	54-126	
1,2,3-Trichloropropane	20.0	21.3	106	73-129	
1,2,4-Trichlorobenzene	20.0	20.8	104	48-135	
1,2,4-Trimethylbenzene	20.0	20.7	104	76-120	
1,2-Dibromo-3-Chloropropane	20.0	21.2	106	42-136	
1,2-Dibromoethane	20.0	22.5	112	79-120	
1,2-Dichlorobenzene	20.0	20.6	103	80-120	
1,2-Dichloroethane	20.0	22.0	110	71-127	
1,2-Dichloropropane	20.0	17.9	89	80-120	
1,3-Dichlorobenzene	20.0	20.9	105	80-120	
1,3-Dichloropropane	20.0	19.8	99	79-120	
1,4-Dichlorobenzene	20.0	20.1	100	80-120	
2,2-Dichloropropane	20.0	15.0	75	50-129	
2-Butanone	40.0	31.1	78	60-126	
2-Chloroethyl vinyl ether	24.0	24.8	103	52-131	
2-Chlorotoluene	20.0	19.4	97	76-120	
2-Hexanone	40.0	31.2	78	55-133	
4-Chlorotoluene	20.0	20.5	103	77-120	
4-Methyl-2-pentanone	40.0	30.8	77	63-128	
Acetone	40.0	40.4	101	43-136	
Benzene	20.0	20.1	101	80-120	
Bromobenzene	20.0	20.2	101	76-120	
Bromochloromethane	20.0	15.8	79	77-120	
Bromodichloromethane	20.0	20.1	100	72-121	
Bromoform	20.0	20.5	103	40-131	
Bromomethane	20.0	22.9	115	11-185	
Carbon disulfide	20.0	22.1	111	62-142	
Carbon tetrachloride	20.0	21.9	109	66-128	
Chlorobenzene	20.0	20.4	102	80-120	
Chloroethane	20.0	22.0	110	25-153	
Chloroform	20.0	20.9	104	79-120	
Chloromethane	20.0	16.6	83	44-126	
cis-1,2-Dichloroethene	20.0	19.0	95	80-120	
cis-1,3-Dichloropropene	20.0	20.6	103	61-120	

Column to be used to flag recovery and RPD values

FORM III 8260B

FORM III

GC/MS VOA LAB CONTROL SAMPLE RECOVERY

Lab Name: TestAmerica Canton Job No.: 240-38336-1

SDG No.:

Matrix: Water Level: Low Lab File ID: UX944368.D

Lab ID: LCS 240-135655/6 Client ID:

COMPOUND	SPIKE ADDED (ug/L)	LCS CONCENTRATION (ug/L)	LCS % REC	QC LIMITS REC	#
Dibromochloromethane	20.0	21.4	107	64-120	
Dibromomethane	20.0	19.7	98	80-120	
Dichlorodifluoromethane	20.0	20.8	104	19-129	
Ethylbenzene	20.0	21.6	108	80-120	
Hexachlorobutadiene	20.0	18.3	91	36-134	
Isopropylbenzene	20.0	22.1	111	75-120	
Methyl tert-butyl ether	20.0	23.1	115	52-144	
Methylene Chloride	20.0	20.7	104	66-131	
m-Xylene & p-Xylene	20.0	22.1	111	80-120	
Naphthalene	20.0	24.9	125	32-141	
n-Butylbenzene	20.0	21.1	105	66-125	
n-Propylbenzene	20.0	20.8	104	74-121	
o-Xylene	20.0	21.3	107	80-120	
p-Isopropyltoluene	20.0	19.7	99	74-120	
sec-Butylbenzene	20.0	22.6	113	70-120	
Styrene	20.0	22.0	110	79-120	
tert-Butyl alcohol	200	246	123	70-130	
tert-Butylbenzene	20.0	22.5	113	71-120	
Tetrachloroethene	20.0	22.8	114	79-120	
Toluene	20.0	21.0	105	80-120	
trans-1,2-Dichloroethene	20.0	21.5	107	80-120	
trans-1,3-Dichloropropene	20.0	22.1	111	58-120	
Trichloroethene	20.0	20.4	102	76-120	
Trichlorofluoromethane	20.0	26.4	132	49-157	
Vinyl acetate	16.0	17.9	112	46-161	
Vinyl chloride	20.0	20.0	100	53-127	
Xylenes, Total	40.0	43.4	109	80-120	

Column to be used to flag recovery and RPD values

FORM III 8260B

FORM VIII

GC/MS VOA INTERNAL STANDARD AREA AND RETENTION TIME SUMMARY

Lab Name: TestAmerica Canton Job No.: 240-38336-1

SDG No.:

Sample No.: STD8260 240-133298/4 Date Analyzed: 06/04/2014 10:48

Instrument ID: A3UX17 GC Column: DB-624 ID: 0.18(mm)

Lab File ID (Standard): UXR3834.D Heated Purge: (Y/N) N

Calibration ID: 22621

		FB		CBZ		DCB	
		AREA #	RT #	AREA #	RT #	AREA #	RT #
INITIAL CALIBRATION MID-POINT		1371399	5.76	1224552	8.48	790490	10.72
UPPER LIMIT		2742798	6.26	2449104	8.98	1580980	11.22
LOWER LIMIT		685700	5.26	612276	7.98	395245	10.22
LAB SAMPLE ID	CLIENT SAMPLE ID						
ICV 240-133298/15		1401752	5.76	1186784	8.48	734115	10.72
ICV 240-133298/32		1482081	5.76	1277939	8.48	821812	10.72
CCVIS 240-135652/2		1829214	5.76	1333466	8.48	851386	10.72

FB = Fluorobenzene
CBZ = Chlorobenzene-d5
DCB = 1,4-Dichlorobenzene-d4

Area Limit = 50%-200% of internal standard area
RT Limit = ± 0.5 minutes of internal standard RT

Column used to flag values outside QC limits

FORM VIII 8260B

FORM VIII
GC/MS VOA INTERNAL STANDARD AREA AND RETENTION TIME SUMMARY

Lab Name: TestAmerica Canton Job No.: 240-38336-1

SDG No.:

Sample No.: CCVIS 240-135652/2 Date Analyzed: 06/21/2014 15:42

Instrument ID: A3UX17 GC Column: DB-624 ID: 0.18(mm)

Lab File ID (Standard): UXR4177.D Heated Purge: (Y/N) N

Calibration ID: 22623

		FB		CBZ		DCB	
		AREA #	RT #	AREA #	RT #	AREA #	RT #
12/24 HOUR STD		1829214	5.76	1333466	8.48	851386	10.72
UPPER LIMIT		3658428	6.26	2666932	8.98	1702772	11.22
LOWER LIMIT		914607	5.26	666733	7.98	425693	10.22
LAB SAMPLE ID	CLIENT SAMPLE ID						
CCV 240-135652/3		1680534	5.76	1214017	8.48	747763	10.72
LCS 240-135652/4		1683526	5.76	1198188	8.48	810506	10.72
MB 240-135652/6		1610499	5.76	1186986	8.48	709276	10.72
240-38336-21	MSA-SW42A-061014	1660888	5.76	1213090	8.48	725392	10.72
240-38336-22	MSA-SW42B-061014	1526488	5.76	1129935	8.48	700034	10.72
240-38336-23	MSA-SW42C-061014	1526141	5.76	1131240	8.47	679065	10.72
240-38336-24	MSA-SW42D-061014	1527185	5.76	1146251	8.48	672915	10.72
240-38336-25	MSA-SW43A-061014	1493547	5.76	1137463	8.48	679383	10.72
240-38336-26	MSA-SW43B-061014	1473796	5.76	1124289	8.48	661320	10.72
240-38336-27	MSA-SW43C-061014	1446726	5.76	1105165	8.48	641405	10.72
240-38336-28	MSA-SW43D-061014	1472326	5.76	1106165	8.48	659713	10.72
240-38336-29	MSA-SW44A-061014	1442575	5.76	1112470	8.48	639845	10.72
240-38336-30	MSA-SW44B-061014	1477294	5.76	1084121	8.48	652076	10.72
240-38336-31	MSA-SW44C-061014	1455554	5.76	1072248	8.48	653581	10.72
240-38336-32	MSA-SW44D-061014	1421734	5.76	1080345	8.48	637885	10.72
240-38336-33	MSA-SW45A-061014	1448272	5.76	1088953	8.48	629352	10.72
240-38336-34	MSA-SW45B-061014	1496892	5.76	1124471	8.48	651693	10.72
240-38336-35	MSA-SW45C-061014	1402170	5.76	1077738	8.48	634033	10.72
240-38336-36	MSA-SW45D-061014	1412297	5.76	1069706	8.48	636288	10.72

FB = Fluorobenzene
CBZ = Chlorobenzene-d5
DCB = 1,4-Dichlorobenzene-d4

Area Limit = 50%-200% of internal standard area
RT Limit = ± 0.5 minutes of internal standard RT

Column used to flag values outside QC limits

FORM VIII 8260B

FORM VIII
GC/MS VOA INTERNAL STANDARD AREA AND RETENTION TIME SUMMARY

Lab Name: TestAmerica Canton Job No.: 240-38336-1

SDG No.:

Sample No.: STD8260 240-125194/5 Date Analyzed: 04/03/2014 18:18

Instrument ID: A3UX9 GC Column: DB-624 ID: 0.18(mm)

Lab File ID (Standard): UX942600.D Heated Purge: (Y/N) N

Calibration ID: 21585

		FB		CBZ		DCB	
		AREA #	RT #	AREA #	RT #	AREA #	RT #
INITIAL CALIBRATION MID-POINT		1136383	5.31	964077	7.96	501447	10.20
UPPER LIMIT		2272766	5.81	1928154	8.46	1002894	10.70
LOWER LIMIT		568192	4.81	482039	7.46	250724	9.70
LAB SAMPLE ID	CLIENT SAMPLE ID						
ICV 240-125194/15		1162382	5.31	979501	7.96	501429	10.19
ICV 240-125194/16		1125609	5.31	944345	7.96	477518	10.20
CCVIS 240-135595/3		778196	5.31	652904	7.96	349033	10.20
CCVIS 240-135655/3		775976	5.31	633787	7.96	349103	10.19

FB = Fluorobenzene
CBZ = Chlorobenzene-d5
DCB = 1,4-Dichlorobenzene-d4

Area Limit = 50%-200% of internal standard area
RT Limit = ± 0.5 minutes of internal standard RT

Column used to flag values outside QC limits

FORM VIII 8260B

FORM VIII
GC/MS VOA INTERNAL STANDARD AREA AND RETENTION TIME SUMMARY

Lab Name: TestAmerica Canton Job No.: 240-38336-1

SDG No.:

Sample No.: CCVIS 240-135595/3 Date Analyzed: 06/20/2014 15:42

Instrument ID: A3UX9 GC Column: DB-624 ID: 0.18(mm)

Lab File ID (Standard): UX944334.D Heated Purge: (Y/N) N

Calibration ID: 21588

		FB		CBZ		DCB	
		AREA #	RT #	AREA #	RT #	AREA #	RT #
12/24 HOUR STD		778196	5.31	652904	7.96	349033	10.20
UPPER LIMIT		1556392	5.81	1305808	8.46	698066	10.70
LOWER LIMIT		389098	4.81	326452	7.46	174517	9.70
LAB SAMPLE ID	CLIENT SAMPLE ID						
LCS 240-135595/6		789112	5.31	670650	7.97	366542	10.19
CCV 240-135595/4		796163	5.31	655235	7.96	331838	10.20
MB 240-135595/5		740500	5.31	615383	7.96	322342	10.20
240-38336-1	MSA-SW37A-061014	702716	5.31	591614	7.96	293876	10.19
240-38336-2	MSA-SW37B-061014	694562	5.31	589017	7.97	307625	10.19
240-38336-3	MSA-SW37C-061014	687858	5.31	589153	7.96	295112	10.19
240-38336-4	MSA-SW37D-061014	685979	5.31	574134	7.96	297952	10.19
240-38336-5	MSA-SW38A-061014	691041	5.31	581893	7.96	290052	10.20
240-38336-7	MSA-SW38C-061014	671673	5.31	573561	7.96	285559	10.20
240-38336-6	MSA-SW38B-061014	675712	5.31	560874	7.96	280302	10.20
240-38336-8	MSA-SW38D-061014	685029	5.31	553302	7.96	278166	10.20
240-38336-9	MSA-SW39A-061014	647948	5.31	553071	7.96	281484	10.20
240-38336-10	MSA-SW39B-061014	670044	5.31	556236	7.97	283725	10.19
240-38336-11	MSA-SW39C-061014	677143	5.31	561890	7.97	277812	10.19
240-38336-12	MSA-SW39D-061014	626333	5.31	555643	7.96	270049	10.20
240-38336-13	MSA-SW40A-061014	690962	5.31	571018	7.97	279652	10.19
240-38336-14	MSA-SW40B-061014	663249	5.31	554404	7.97	293097	10.19
240-38336-15	MSA-SW40C-061014	649750	5.31	551169	7.96	280261	10.19
240-38336-16	MSA-SW40D-061014	669740	5.31	557745	7.96	271251	10.20
240-38336-17	MSA-SW41A-061014	634593	5.31	531247	7.96	272183	10.20
240-38336-18	MSA-SW41B-061014	669662	5.31	559724	7.97	274576	10.19
240-38336-19	MSA-SW41C-061014	620965	5.31	528261	7.96	274280	10.20
240-38336-20	MSA-SW41D-061014	670207	5.31	546352	7.97	274507	10.19

FB = Fluorobenzene
CBZ = Chlorobenzene-d5
DCB = 1,4-Dichlorobenzene-d4

Area Limit = 50%-200% of internal standard area
RT Limit = ± 0.5 minutes of internal standard RT

Column used to flag values outside QC limits

FORM VIII 8260B

FORM VIII

GC/MS VOA INTERNAL STANDARD AREA AND RETENTION TIME SUMMARY

Lab Name: TestAmerica Canton Job No.: 240-38336-1

SDG No.:

Sample No.: CCVIS 240-135655/3 Date Analyzed: 06/22/2014 08:05

Instrument ID: A3UX9 GC Column: DB-624 ID: 0.18(mm)

Lab File ID (Standard): UX944367.D Heated Purge: (Y/N) N

Calibration ID: 21588

		FB		CBZ		DCB	
		AREA #	RT #	AREA #	RT #	AREA #	RT #
12/24 HOUR STD		775976	5.31	633787	7.96	349103	10.19
UPPER LIMIT		1551952	5.81	1267574	8.46	698206	10.69
LOWER LIMIT		387988	4.81	316894	7.46	174552	9.69
LAB SAMPLE ID	CLIENT SAMPLE ID						
LCS 240-135655/6		754815	5.31	629051	7.97	350403	10.19
CCV 240-135655/4		750328	5.31	604253	7.96	306738	10.20
MB 240-135655/5		730099	5.31	588486	7.96	309512	10.20
240-38336-37	EL-SW01A-061014	693084	5.31	582577	7.97	287060	10.19
240-38336-38	EL-SW01B-061014	671100	5.31	558002	7.97	282863	10.19
240-38336-39	EL-SW01C-061014	692622	5.31	559136	7.97	283988	10.19
240-38336-40	EL-SW01D-061014	681195	5.31	560135	7.97	278562	10.19
240-38336-41	TB-061014	653525	5.31	561510	7.97	270106	10.19

FB = Fluorobenzene
CBZ = Chlorobenzene-d5
DCB = 1,4-Dichlorobenzene-d4

Area Limit = 50%-200% of internal standard area
RT Limit = ± 0.5 minutes of internal standard RT

Column used to flag values outside QC limits

FORM VIII 8260B

SAMPLE ID MSA-SW38A-06114

SAMPLE CALC for trichloroethene

IS AREA	DILUTION	COMPOUND OF INTEREST AREA	IS AMOUNT (ug/L)	AVE RRF	CONCENTRATION PPB
691041	1	93241	20	0.4285	6.30

Sample Calculation

FORM I

GC/MS VOA ORGANICS ANALYSIS DATA SHEET

Lab Name: TestAmerica Canton Job No.: 240-38336-1

SDG No.:

Client Sample ID: MSA-SW38A-061014 Lab Sample ID: 240-38336-5

Matrix: Water Lab File ID: UX944346.D

Analysis Method: 8260B Date Collected: 06/10/2014 12:59

Sample wt/vol: 5(mL) Date Analyzed: 06/20/2014 20:13

Soil Aliquot Vol: Dilution Factor: 1

Soil Extract Vol.: GC Column: DB-624 ID: 0.18(mm)

% Moisture: Level: (low/med) Low

Analysis Batch No.: 135595 Units: ug/L

CAS NO.	COMPOUND NAME	RESULT	Q	RL	MDL
56-23-5	Carbon tetrachloride	1.0	U	1.0	0.13
108-90-7	Chlorobenzene	0.18	J	1.0	0.15
75-00-3	Chloroethane	1.0	U	1.0	0.29
67-66-3	Chloroform	1.0	U	1.0	0.16
74-87-3	Chloromethane	1.0	U	1.0	0.30
156-59-2	cis-1,2-Dichloroethene	41		1.0	0.17
10061-01-5	cis-1,3-Dichloropropene	1.0	U	1.0	0.14
124-48-1	Dibromochloromethane	1.0	U	1.0	0.18
74-95-3	Dibromomethane	1.0	U	1.0	0.28
75-71-8	Dichlorodifluoromethane	1.0	U	1.0	0.31
108-20-3	Diisopropyl ether	5.0	U	5.0	1.5
100-41-4	Ethylbenzene	1.0	U	1.0	0.17
637-92-3	Ethyl-t-butyl ether (ETBE)	5.0	U	5.0	0.11
87-68-3	Hexachlorobutadiene	1.0	U	1.0	0.30
98-82-8	Isopropylbenzene	1.0	U	1.0	0.13
1634-04-4	Methyl tert-butyl ether	1.0	U	1.0	0.17
75-09-2	Methylene Chloride	1.0	U	1.0	0.33
179601-23-1	m-Xylene & p-Xylene	2.0	U	2.0	0.24
91-20-3	Naphthalene	1.0	U	1.0	0.24
104-51-8	n-Butylbenzene	1.0	U	1.0	0.12
103-65-1	n-Propylbenzene	1.0	U	1.0	0.14
95-47-6	o-Xylene	1.0	U	1.0	0.14
99-87-6	p-Isopropyltoluene	1.0	U	1.0	0.12
135-98-8	sec-Butylbenzene	1.0	U	1.0	0.13
100-42-5	Styrene	1.0	U	1.0	0.11
994-05-8	Tert-amyl-methyl ether (TAME)	5.0	U	5.0	0.067
75-65-0	tert-Butyl alcohol	20	U *	20	3.9
98-06-6	tert-Butylbenzene	1.0	U	1.0	0.13
127-18-4	Tetrachloroethene	1.0	U	1.0	0.29
108-88-3	Toluene	1.0	U	1.0	0.13
156-60-5	trans-1,2-Dichloroethene	1.0	U	1.0	0.19
10061-02-6	trans-1,3-Dichloropropene	1.0	U	1.0	0.19
79-01-6	Trichloroethene	6.3		1.0	0.17
75-69-4	Trichlorofluoromethane	1.0	U	1.0	0.21
108-05-4	Vinyl acetate	2.0	U	2.0	0.19
75-01-4	Vinyl chloride	20		0.50	0.22

Sample Calculation

Report Date: 20-Jun-2014 20:48:38 Chrom Revision: 2.2 16-May-2014 10:46:48

TestAmerica Canton
Target Compound Quantitation Report

Data File: \\Ncchrom\ChromData\A3UX9\20140620-32209.b\UX944346.D
Lims ID: 240-38336-B-5 Lab Sample ID: 240-38336-5
Client ID: MSA-SW38A-061014
Sample Type: Client
Inject. Date: 20-Jun-2014 20:13:30 ALS Bottle#: 14 Worklist Smp#: 15
Purge Vol: 5.000 mL Dil. Factor: 1.0000
Sample Info: 240-0032209-015
Operator ID: 001904 Instrument ID: A3UX9

Method: \\Ncchrom\ChromData\A3UX9\20140620-32209.b\8260_9.m
Limit Group: MSV 8260B ICAL
Last Update: 20-Jun-2014 18:32:11 Calib Date: 03-Apr-2014 21:41:30
Integrator: RTE ID Type: Deconvolution ID
Quant Method: Internal Standard Quant By: Initial Calibration
Last ICal File: \\Ncchrom\ChromData\A3UX9\20140403-29649.b\UX942609.D

Column 1 : DB-624 (0.18 mm) Det: MS SCAN
Process Host: XAWRK014

First Level Reviewer: laveyt Date: 20-Jun-2014 20:48:38

Compound	Sig	RT (min.)	Exp RT (min.)	Dlt RT (min.)	Q	Response	OnCol Amt ug/l	Flags
* 1 Fluorobenzene	96	5.308	5.309	-0.001	99	691041	20.0	
* 2 Chlorobenzene-d5	117	7.959	7.960	-0.001	85	581893	20.0	
* 3 1,4-Dichlorobenzene-d4	152	10.195	10.196	-0.001	94	290052	20.0	
$ 4 Dibromofluoromethane (Surr	113	4.740	4.741	-0.001	53	184042	15.6	
$ 5 1,2-Dichloroethane-d4 (Sur	65	5.024	5.025	-0.001	88	215787	15.1	
$ 6 Toluene-d8 (Surr)	98	6.657	6.658	-0.001	91	708317	14.4	
$ 7 4-Bromofluorobenzene (Surr	95	9.071	9.060	0.011	91	283347	14.5	
9 Dichlorodifluoromethane	85		1.663				ND	
10 Chloromethane	50		1.817				ND	
11 Vinyl chloride	62	1.912	1.912	0.000	83	344855	20.4	
13 Bromomethane	94		2.219				ND	
15 Chloroethane	64		2.326				ND	
17 Trichlorofluoromethane	101		2.551				ND	
23 Acetone	43	2.953	2.953	0.000	69	10876	2.21	
22 1,1,2-Trichloro-1,2,2-trif	101		2.953				ND	
24 1,1-Dichloroethene	61	2.942	2.965	-0.023	65	14110	0.6041	
26 Carbon disulfide	76		3.178				ND	
30 Methylene Chloride	49		3.367				ND	
31 2-Methyl-2-propanol	59		3.391				ND	
33 Methyl tert-butyl ether	73		3.533				ND	
34 trans-1,2-Dichloroethene	61		3.545				ND	
36 1,1-Dichloroethane	63		3.888				ND	
37 Vinyl acetate	43		3.900				ND	
38 Isopropyl ether	87		3.925				ND	
40 Tert-butyl ethyl ether	59		4.221				ND	
43 cis-1,2-Dichloroethene	61	4.362	4.349	0.013	77	714450	40.7	
42 2,2-Dichloropropane	77		4.361				ND	
41 2-Butanone (MEK)	43		4.361				ND	
47 Chlorobromomethane	49		4.550				ND	
49 Chloroform	83		4.610				ND	
50 1,1,1-Trichloroethane	97		4.775				ND	
52 1,1-Dichloropropene	75		4.905				ND	

Sample Calculation

Report Date: 20-Jun-2014 20:48:38 Chrom Revision: 2.2 16-May-2014 10:46:48
Data File: \\Ncchrom\ChromData\A3UX9\20140620-32209.b\UX944346.D

Compound	Sig	RT (min.)	Exp RT (min.)	Dlt RT (min.)	Q	Response	OnCol Amt ug/l	Flags
53 Carbon tetrachloride	117		4.917				ND	
55 Benzene	78		5.083				ND	
56 1,2-Dichloroethane	62		5.095				ND	
57 Tert-amyl methyl ether	73		5.155				ND	
60 Trichloroethene	130	5.616	5.615	0.001	92	93241	6.30	
63 1,2-Dichloropropane	63		5.805				ND	
66 Dibromomethane	174		5.911				ND	
67 Dichlorobromomethane	83		6.030				ND	
69 2-Chloroethyl vinyl ether	63		6.266				ND	
71 cis-1,3-Dichloropropene	75		6.408				ND	
72 4-Methyl-2-pentanone (MIBK	43		6.538				ND	
73 Toluene	91		6.716				ND	
74 trans-1,3-Dichloropropene	75		6.893				ND	
78 Tetrachloroethene	166		7.213				ND	
77 1,3-Dichloropropane	76		7.213				ND	
80 2-Hexanone	43		7.272				ND	
82 Chlorodibromomethane	129		7.426				ND	
83 Ethylene Dibromide	107		7.544				ND	
85 Chlorobenzene	112	7.994	7.994	0.000	31	7145	0.1755	
86 1,1,1,2-Tetrachloroethane	131		8.065				ND	
87 Ethylbenzene	106		8.077				ND	
88 m-Xylene & p-Xylene	106		8.183				ND	
89 o-Xylene	106		8.562				ND	
90 Styrene	104		8.574				ND	
91 Bromoform	173		8.763				ND	
92 Isopropylbenzene	105		8.917				ND	
94 1,1,2,2-Tetrachloroethane	83		9.189				ND	
95 Bromobenzene	156		9.224				ND	
97 1,2,3-Trichloropropane	110		9.248				ND	
98 N-Propylbenzene	120		9.307				ND	
100 2-Chlorotoluene	126		9.402				ND	
102 4-Chlorotoluene	126		9.508				ND	
104 tert-Butylbenzene	119		9.804				ND	
106 1,2,4-Trimethylbenzene	105		9.840				ND	
107 sec-Butylbenzene	105		10.017				ND	
108 1,3-Dichlorobenzene	146	10.136	10.136	0.000	31	20314	0.6601	
109 4-Isopropyltoluene	119		10.147				ND	
110 1,4-Dichlorobenzene	146	10.219	10.218	0.001	87	132965	3.98	
111 1,2,3-Trimethylbenzene	105		10.267				ND	
113 n-Butylbenzene	91		10.562				ND	
114 1,2-Dichlorobenzene	146	10.586	10.585	0.001	37	7427	0.2372	
115 1,2-Dibromo-3-Chloropropan	157		11.366				ND	
117 1,2,4-Trichlorobenzene	180		12.183				ND	
118 Hexachlorobutadiene	225		12.348				ND	
119 Naphthalene	128		12.431				ND	
120 1,2,3-Trichlorobenzene	180		12.691				ND	
S 131 Xylenes, Total	106		16.530				0	

Sample Calculation

FORM VI
GC/MS VOA INITIAL CALIBRATION DATA
INTERNAL STANDARD CURVE EVALUATION

Lab Name: TestAmerica Canton Job No.: 240-38336-1 Analy Batch No.: 125194

SDG No.:

Instrument ID: A3UX9 GC Column: DB-624 ID: 0.18(mm) Heated Purge: (Y/N) N

Calibration Start Date: 04/03/2014 17:33 Calibration End Date: 04/03/2014 19:27 Calibration ID: 21585

ANALYTE	RRF					CURVE TYPE	COEFFICIENT			#	MIN RRF	%RSD	#	MAX %RSD	R^2 OR COD	#	MIN R^2 OR COD
	LVL 1 LVL 6	LVL 2	LVL 3	LVL 4	LVL 5		B	M1	M2								
Isobutyl alcohol	0.0121 0.0116	0.0130	0.0113	0.0100	0.0104	Ave		0.0114				9.5		15.0			
Benzene	1.5196 1.3495	1.4168	1.4862	1.4752	1.4662	Ave		1.4522				4.2		15.0			
1,2-Dichloroethane	0.5228 0.4800	0.4733	0.4989	0.5122	0.5022	Ave		0.4982				3.8		15.0			
n-Heptane	0.8961 +++++	0.9131	0.3494	0.3147	0.3245	Lin	0.3703	0.3116							0.9980		0.9900
Trichloroethene	0.4480 0.4212	0.4295	0.4250	0.4098	0.4378	Ave		0.4285				3.1		15.0			
Methylcyclohexane	0.6048 0.4409	0.7605	0.4525	0.4279	0.5111	Lin1	0.1461	0.4554							0.9930		0.9900
1,2-Dichloropropane	0.3709 0.3419	0.3487	0.3241	0.3576	0.3542	Ave		0.3496				4.5		15.0			
1,4-Dioxane	+++++ 0.0044	0.0036	0.0029	0.0043	0.0044	Lin1	-0.037	0.0044							0.9930		0.9900
Dibromomethane	0.2158 0.2645	0.2732	0.2705	0.2787	0.2635	Ave		0.2610				8.8		15.0			
Bromodichloromethane	0.5116 0.5298	0.5042	0.4818	0.5315	0.5428	Ave		0.5169				4.3		15.0			
2-Chloroethyl vinyl ether	0.1737 0.2101	0.1884	0.2047	0.2160	0.2142	Ave		0.2012				8.3		15.0			
cis-1,3-Dichloropropene	0.4799 0.5946	0.5469	0.5661	0.6147	0.6221	Ave		0.5707				9.3		15.0			
4-Methyl-2-pentanone	0.2844 0.2758	0.3221	0.2782	0.2961	0.2910	Ave		0.2913				5.8		15.0			
Toluene	2.1229 1.8072	2.0847	1.9740	1.9800	1.9923	Ave		1.9935				5.5		15.0			
trans-1,3-Dichloropropene	0.5338 0.6647	0.5253	0.6223	0.6492	0.6599	Ave		0.6092				10.0		15.0			
Ethyl methacrylate	0.5471 0.5749	0.5195	0.5423	0.5677	0.5677	Ave		0.5532				3.8		15.0			
1,1,2-Trichloroethane	0.4357 0.4175	0.4541	0.4046	0.4147	0.4169	Ave		0.4239				4.2		15.0			
Tetrachloroethene	0.3768 0.4787	0.4718	0.4555	0.4396	0.4885	Ave		0.4518				9.0		15.0			
1,3-Dichloropropane	0.6791 0.7192	0.7919	0.7300	0.7205	0.7327	Ave		0.7289				5.0		15.0			
2-Hexanone	0.2627 0.2353	0.2306	0.2353	0.2385	0.2469	Ave		0.2415				4.8		15.0			

Note: The m1 coefficient is the same as Ave RRF for an Ave curve type.

Tetra Tech, Inc. **INTERNAL CORRESPONDENCE**

TO: **A. APANAVAGE** **DATE:** **JULY 28, 2014**

FROM: **MICHELLE L. ALLEN** **COPIES:** **DV FILE**

SUBJECT: **INORGANIC DATA VALIDATION – DISSOLVED METALS/HARDNESS**
LOCKHEED MARTIN CORPORATION (LMC) – MARTIN STATE AIRPORT (MSA)
SDG 240-38336-1

SAMPLES: 36/Aqueous/Dissolved Metals/Hardness

MSA-SW37A-061014	MSA-SW37B-061014	MSA-SW37C-061014
MSA-SW37D-061014	MSA-SW38A-061014	MSA-SW38B-061014
MSA-SW38C-061014	MSA-SW38D-061014	MSA-SW39A-061014
MSA-SW39B-061014	MSA-SW39C-061014	MSA-SW39D-061014
MSA-SW40A-061014	MSA-SW40B-061014	MSA-SW40C-061014
MSA-SW40D-061014	MSA-SW41A-061014	MSA-SW41B-061014
MSA-SW41C-061014	MSA-SW41D-061014	MSA-SW42A-061014
MSA-SW42B-061014	MSA-SW42C-061014	MSA-SW42D-061014
MSA-SW43A-061014	MSA-SW43B-061014	MSA-SW43C-061014
MSA-SW43D-061014	MSA-SW44A-061014	MSA-SW44B-061014
MSA-SW44C-061014	MSA-SW44D-061014	MSA-SW45A-061014
MSA-SW45B-061014	MSA-SW45C-061014	MSA-SW45D-061014

Overview

The sample set for LMC-MSA, SDG 240-38336-1 consisted of thirty-six (36) aqueous environmental samples. All thirty-six (36) aqueous samples were analyzed for select dissolved metals. No field duplicate sample pair was included in this SDG.

The samples were collected by Tetra Tech, Inc. on June 10, 2014 and analyzed by TestAmerica, Inc. All analyses were conducted in accordance with SW-846 Methods 6020, 7470A, and Standard Method 2340B analytical and reporting protocols.

The data contained in this SDG were validated with regard to the following parameters: data completeness, holding times, calibration data, ICP/MS tune, laboratory method/preparation blanks, Interference Check Sample (ICS) results, Matrix Spike/Matrix Spike Duplicate (MS/MSD) results, Laboratory Control Sample (LCS) results, ICP serial dilution results, detection limits and analyte quantitation. Areas of concern are listed below.

Major

No major issues were noted.

Minor

- The following analytes were detected in the laboratory preparation and calibration blanks at the following maximum concentrations:

Analyte	Maximum Concentration (µg/L)	Action Level (µg/L)
Arsenic [1]	0.205	1.025
Arsenic [2]	0.107	0.535
Barium [2]	1.31	6.55
Copper [2]	1.10	5.5
Lead [2]	0.159	0.795
Silver [2]	0.01	0.05
Zinc [2]	3.18	15.9
Beryllium [3]	0.173	0.865
Selenium [3]	0.342	1.71
Tungsten [3]	0.08	0.4

[1] - Maximum concentration detected in the laboratory method blank, 240-134377/1-A, affecting samples associated with preparation batch #240-134377.
[2] - Maximum concentration detected in the laboratory method blank, 240-134384/1-A, affecting samples associated with preparation batch #240134384.
[3] - Maximum concentration detected in the initial and continuing calibration blanks affecting all samples.

An action level of 5X the maximum contaminant level has been used to evaluate sample data for blank contamination. Sample aliquot and dilution factor, if applicable, were taken into consideration when evaluating for blank contamination. Detected results reported below the established action levels were qualified as non-detected, (U), due to blank contamination.

- Detected results reported below the Reporting Limit (RL) limit but above the Method Detection Limit (MDL) were qualified as estimated, (J).

Notes

The cooler temperature containing the metals samples was reported at 12.4^{0}C. The samples were shipped on 06/10/14 @ 18:30 and received by the laboratory on 06/11/14 @ 09:30 and were properly preserved. A temperature requirement is not specified in SW 846 Chapter 3 for aqueous metal samples. No validation action was necessary.

Non-detected results were reported to the MDL.

Executive Summary

Laboratory Performance: Analytes were detected in the laboratory preparation and method blanks.

Other Factors Affecting Data Quality: None.

The data for these analyses were reviewed with reference to the "National Functional Guidelines for Inorganic Review" (January 2010), SW846 Methods 6020, 7470A, and Standard Method 2340B analytical and reporting protocols. The text of this report has been formulated to address only those areas affecting data quality.

Tetra Tech, Inc.
Michelle L. Allen
Chemist/Data Validator

Tetra Tech, Inc.
Joseph A. Samchuck
Data Validation Manager

Attachments:
Appendix A – Qualified Analytical Results
Appendix B – Results as Reported by the Laboratory
Appendix C – Support Documentation

Appendix A

Qualified Analytical Results

Qualifier Codes:

A = Lab Blank Contamination
B = Field Blank Contamination
C = Calibration Noncompliance (i.e., % RSDs, %Ds, ICVs, CCVs, RRFs, etc.)
C01 = GC/MS Tuning Noncompliance
D = MS/MSD Recovery Noncompliance
E = LCS/LCSD Recovery Noncompliance
F = Lab Duplicate Imprecision
G = Field Duplicate Imprecision
H = Holding Time Exceedance
I = ICP Serial Dilution Noncompliance
J = ICP PDS Recovery Noncompliance; MSA's $r < 0.995$
K = ICP Interference - includes ICS % R Noncompliance
L = Instrument Calibration Range Exceedance
M = Sample Preservation Noncompliance
N = Internal Standard Noncompliance
N01 = Internal Standard Recovery Noncompliance Dioxins
N02 = Recovery Standard Noncompliance Dioxins
N03 = Clean-up Standard Noncompliance Dioxins
O = Poor Instrument Performance (i.e., base-time drifting)
P = Uncertainty near detection limit (< 2 x IDL for inorganics and <CRQL for organics)
Q = Other problems (can encompass a number of issues; i.e.chromatography,interferences, etc.)
R = Surrogates Recovery Noncompliance
S = Pesticide/PCB Resolution
T = % Breakdown Noncompliance for DDT and Endrin
U = RPD between columns/detectors >40% for positive results determined via GC/HPLC
V = Non-linear calibrations; correlation coefficient $r < 0.995$
W = EMPC result
X = Signal to noise response drop
Y = Percent solids <30%
Z = Uncertainty at 2 standard deviations is greater than sample activity
Z1 = Tentatively Identified Compound considered presumptively present
Z2 = Tentatively Identified Compound column bleed
Z3 = Tentatively Identified Compound aldol condensate

PROJ_NO: 06183	NSAMPLE	MSA-SW37A-061014			MSA-SW37B-061014			MSA-SW37C-061014			MSA-SW37D-061014		
SDG: 240-38336-1	LAB_ID	240-38336-1			240-38336-2			240-38336-3			240-38336-4		
FRACTION: MF	SAMP_DATE	6/10/2014			6/10/2014			6/10/2014			6/10/2014		
MEDIA: WATER	QC_TYPE	NM			NM			NM			NM		
	UNITS	UG/L			UG/L			UG/L			UG/L		
	PCT_SOLIDS	0.0			0.0			0.0			0.0		
	DUP_OF												
PARAMETER		RESULT	VQL	QLCD	RESULT	VQL	QLCD	RESULT	VQL	QLCD	RESULT	VQL	QLCD
ANTIMONY		0.34	J	P	0.38	J	P	0.32	J	P	0.37	J	P
ARSENIC		1.2	J	P	1.2	J	P	1.1	J	P	1.2	J	P
BARIUM		11			11			11			11		
BERYLLIUM		0.22	U	A	0.47	U	A	0.31	U	A	0.21	U	A
CADMIUM		0.24	J	P	0.26	J	P	0.21	J	P	0.2	J	P
CHROMIUM		0.5	J	P	0.32	J	P	0.32	J	P	0.28	J	P
COBALT		0.19	J	P	0.15	J	P	0.085	J	P	0.078	J	P
COPPER		5.3			5.9			6			5.9		
LEAD		0.2	J	P	0.25	J	P	0.16	J	P	0.14	J	P
MERCURY		0.12	U		0.12	U		0.12	U		0.12	U	
MOLYBDENUM		1.3	J	P	1.2	J	P	1.3	J	P	1.3	J	P
NICKEL		1.1	J	P	0.84	J	P	1	J	P	0.85	J	P
SELENIUM		0.6	U	A	0.88	U	A	0.64	U	A	0.66	U	A
SILVER		0.011	J	P	0.009	J	P	0.0083	U		0.0083	U	
THALLIUM		0.4	U		0.4	U		0.4	U		0.4	U	
TUNGSTEN		0.29	U	A	0.35	U	A	0.31	U	A	0.29	U	A
VANADIUM		0.33	J	P	0.62	J	P	0.43	J	P	0.38	J	P
ZINC		3.9	J	P	4.7	J	P	5.2	J	P	4.8	J	P

PROJ_NO: 06183	NSAMPLE	MSA-SW38A-061014			MSA-SW38B-061014			MSA-SW38C-061014			MSA-SW38D-061014		
SDG: 240-38336-1	LAB_ID	240-38336-5			240-38336-6			240-38336-7			240-38336-8		
FRACTION: MF	SAMP_DATE	6/10/2014			6/10/2014			6/10/2014			6/10/2014		
MEDIA: WATER	QC_TYPE	NM			NM			NM			NM		
	UNITS	UG/L			UG/L			UG/L			UG/L		
	PCT_SOLIDS	0.0			0.0			0.0			0.0		
	DUP_OF												
PARAMETER		RESULT	VQL	QLCD	RESULT	VQL	QLCD	RESULT	VQL	QLCD	RESULT	VQL	QLCD
ANTIMONY		0.33	J	P	0.3	J	P	0.33	J	P	0.29	J	P
ARSENIC		1.1	J	P	1.2	J	P	1.3	J	P	1.2	J	P
BARIUM		11			11			11			11		
BERYLLIUM		0.14	U	A	0.13	U	A	0.12	U	A	0.11	U	A
CADMIUM		0.39	J	P	0.13	J	P	0.13	J	P	0.12	J	P
CHROMIUM		0.35	J	P	0.31	J	P	0.32	J	P	0.27	J	P
COBALT		0.57	J	P	0.058	J	P	0.069	J	P	0.059	J	P
COPPER		5.8			6.3			6.4			6.3		
LEAD		0.14	J	P	0.14	U		0.14	U		0.14	U	
MERCURY		0.12	U		0.12	U		0.12	U		0.12	U	
MOLYBDENUM		1.2	J	P	1.3	J	P	1.3	J	P	1.3	J	P
NICKEL		0.95	J	P	0.8	J	P	0.84	J	P	0.81	J	P
SELENIUM		0.63	U	A	0.53	U	A	0.7	U	A	0.75	U	A
SILVER		0.009	J	P	0.0083	U		0.0083	U		0.0083	U	
THALLIUM		0.4	U		0.4	U		0.4	U		0.4	U	
TUNGSTEN		0.28	U	A	0.31	U	A	0.29	U	A	0.3	U	A
VANADIUM		0.35	J	P	0.33	J	P	0.23	J	P	0.18	J	P
ZINC		5.2	J	P	5	J	P	5.2	J	P	4.4	J	P

PROJ_NO: 06183	NSAMPLE	MSA-SW39A-061014			MSA-SW39B-061014			MSA-SW39C-061014			MSA-SW39D-061014		
SDG: 240-38336-1	LAB_ID	240-38336-9			240-38336-10			240-38336-11			240-38336-12		
FRACTION: MF	SAMP_DATE	6/10/2014			6/10/2014			6/10/2014			6/10/2014		
MEDIA: WATER	QC_TYPE	NM			NM			NM			NM		
	UNITS	UG/L			UG/L			UG/L			UG/L		
	PCT_SOLIDS	0.0			0.0			0.0			0.0		
	DUP_OF												
PARAMETER		RESULT	VQL	QLCD	RESULT	VQL	QLCD	RESULT	VQL	QLCD	RESULT	VQL	QLCD
ANTIMONY		0.25	J	P	0.29	J	P	0.3	J	P	0.28	J	P
ARSENIC		1.2	J	P	1.2	J	P	1.1	J	P	1.1	J	P
BARIUM		9.3			10			9.6			9.8		
BERYLLIUM		0.083	U	A	0.071	U	A	0.054	U	A	0.059	U	A
CADMIUM		0.061	J	P	0.067	J	P	0.044	J	P	0.061	J	P
CHROMIUM		0.3	J	P	0.32	J	P	0.31	J	P	0.28	J	P
COBALT		0.061	J	P	0.074	J	P	0.058	J	P	0.08	J	P
COPPER		5.2			5.7			5.5			5.8		
LEAD		0.14	U		0.14	U		0.14	U		0.14	U	
MERCURY		0.12	U		0.12	U		0.12	U		0.12	U	
MOLYBDENUM		1.2	J	P	1.3	J	P	1.2	J	P	1.2	J	P
NICKEL		0.54	J	P	0.73	J	P	0.66	J	P	0.66	J	P
SELENIUM		0.75	U	A	0.69	U	A	0.45	U	A	0.63	U	A
SILVER		0.0083	U		0.0083	U		0.0083	U		0.0083	U	
THALLIUM		0.4	U		0.4	U		0.4	U		0.4	U	
TUNGSTEN		0.16	U	A	0.31	U	A	0.3	U	A	0.3	U	A
VANADIUM		0.25	J	P	0.19	J	P	0.28	J	P	0.21	J	P
ZINC		2.1	J	P	3.5	J	P	3	J	P	3.5	J	P

PROJ_NO: 06183	NSAMPLE	MSA-SW40A-061014			MSA-SW40B-061014			MSA-SW40C-061014			MSA-SW40D-061014		
SDG: 240-38336-1	LAB_ID	240-38336-13			240-38336-14			240-38336-15			240-38336-16		
FRACTION: MF	SAMP_DATE	6/10/2014			6/10/2014			6/10/2014			6/10/2014		
MEDIA: WATER	QC_TYPE	NM			NM			NM			NM		
	UNITS	UG/L			UG/L			UG/L			UG/L		
	PCT_SOLIDS	0.0			0.0			0.0			0.0		
	DUP_OF												
PARAMETER		RESULT	VQL	QLCD	RESULT	VQL	QLCD	RESULT	VQL	QLCD	RESULT	VQL	QLCD
ANTIMONY		0.28	J	P	0.28	J	P	0.33	J	P	0.33	J	P
ARSENIC		1.1	J	P	1.2	J	P	1.2	J	P	1.2	J	P
BARIUM		9.7			11			11			11		
BERYLLIUM		0.057	U	A	0.051	U	A	0.052	U	A	0.052	U	A
CADMIUM		0.12	J	P	0.15	J	P	0.15	J	P	0.14	J	P
CHROMIUM		0.25	J	P	0.29	J	P	0.29	J	P	0.29	J	P
COBALT		0.077	J	P	0.09	J	P	0.067	J	P	0.05	J	P
COPPER		5			6			6.2			6		
LEAD		0.14	U		0.14	U		0.14	U		0.14	U	
MERCURY		0.12	U		0.12	U		0.12	U		0.12	U	
MOLYBDENUM		1.1	J	P	1.3	J	P	1.3	J	P	1.2	J	P
NICKEL		0.66	J	P	0.85	J	P	0.83	J	P	0.82	J	P
SELENIUM		0.53	U	A	0.43	U	A	0.83	U	A	0.56	U	A
SILVER		0.0083	U		0.0083	U		0.0083	U		0.0083	U	
THALLIUM		0.4	U		0.4	U		0.4	U		0.4	U	
TUNGSTEN		0.27	U	A	0.32	U	A	0.3	U	A	0.31	U	A
VANADIUM		0.29	J	P	0.46	J	P	0.45	J	P	0.29	J	P
ZINC		4	J	P	4.7	J	P	5.1	J	P	4.7	J	P

PROJ_NO: 06183	NSAMPLE	MSA-SW41A-061014			MSA-SW41B-061014			MSA-SW41C-061014			MSA-SW41D-061014		
SDG: 240-38336-1	LAB_ID	240-38336-17			240-38336-18			240-38336-19			240-38336-20		
FRACTION: MF	SAMP_DATE	6/10/2014			6/10/2014			6/10/2014			6/10/2014		
MEDIA: WATER	QC_TYPE	NM			NM			NM			NM		
	UNITS	UG/L			UG/L			UG/L			UG/L		
	PCT_SOLIDS	0.0			0.0			0.0			0.0		
	DUP_OF												
PARAMETER		RESULT	VQL	QLCD	RESULT	VQL	QLCD	RESULT	VQL	QLCD	RESULT	VQL	QLCD
ANTIMONY		0.32	J	P	0.29	J	P	0.34	J	P	0.31	J	P
ARSENIC		1.3	J	P	1.1	J	P	1.2	J	P	1.2	J	P
BARIUM		11			11			11			11		
BERYLLIUM		0.058	U	A	0.037	U	A	0.031	U	A	0.031	U	
CADMIUM		0.13	J	P	0.12	J	P	0.12	J	P	0.11	J	P
CHROMIUM		0.31	J	P	0.49	J	P	0.28	J	P	0.29	J	P
COBALT		0.12	J	P	0.055	J	P	0.049	J	P	0.046	J	P
COPPER		6.4			6.4			6.1			6.4		
LEAD		0.14	U		0.14	U		0.14	U		0.14	U	
MERCURY		0.12	U		0.12	U		0.12	U		0.12	U	
MOLYBDENUM		1.4	J	P	1.3	J	P	1.3	J	P	1.3	J	P
NICKEL		0.89	J	P	1	J	P	0.79	J	P	0.82	J	P
SELENIUM		0.9	U	A	0.48	U	A	0.67	U	A	0.5	U	A
SILVER		0.0083	U		0.0083	U		0.0083	U		0.0083	U	
THALLIUM		0.4	U		0.4	U		0.4	U		0.4	U	
TUNGSTEN		0.34	U	A	0.3	U	A	0.32	U	A	0.32	U	A
VANADIUM		0.2	J	P	0.42	J	P	0.35	J	P	0.35	J	P
ZINC		4.9	J	P	8.3	J	P	4.7	J	P	5.5	J	P

PROJ_NO: 06183	NSAMPLE	MSA-SW42A-061014			MSA-SW42B-061014			MSA-SW42C-061014			MSA-SW42D-061014		
SDG: 240-38336-1	LAB_ID	240-38336-21			240-38336-22			240-38336-23			240-38336-24		
FRACTION: MF	SAMP_DATE	6/10/2014			6/10/2014			6/10/2014			6/10/2014		
MEDIA: WATER	QC_TYPE	NM			NM			NM			NM		
	UNITS	UG/L			UG/L			UG/L			UG/L		
	PCT_SOLIDS	0.0			0.0			0.0			0.0		
	DUP_OF												
PARAMETER		RESULT	VQL	QLCD	RESULT	VQL	QLCD	RESULT	VQL	QLCD	RESULT	VQL	QLCD
ANTIMONY		0.35	J	P	0.31	J	P	0.32	J	P	0.33	J	P
ARSENIC		1	J	P	1.1	J	P	1.1	J	P	1.1	J	P
BARIUM		10			11			11			11		
BERYLLIUM		0.38	U	A	0.25	U	A	0.19	U	A	0.14	U	A
CADMIUM		0.2	J	P	0.17	J	P	0.16	J	P	0.17	J	P
CHROMIUM		0.31	J	P	0.29	J	P	0.35	J	P	0.34	J	P
COBALT		0.16	J	P	0.2	J	P	0.13	J	P	0.088	J	P
COPPER		5.6			5.8			5.9			6.3		
LEAD		0.2	U	A	0.14	U		0.14	U		0.14	U	
MERCURY		0.12	U		0.12	U		0.12	U		0.12	U	
MOLYBDENUM		1.2	J	P	1.2	J	P	1.2	J	P	1.2	J	P
NICKEL		0.93	J	P	0.92	J	P	0.93	J	P	0.98	J	P
SELENIUM		0.48	U	A	0.62	U	A	0.57	U	A	0.54	U	A
SILVER		0.013	U	A	0.01	U	A	0.009	U	A	0.013	U	A
THALLIUM		0.4	U		0.4	U		0.4	U		0.4	U	
TUNGSTEN		0.16	U	A	0.14	U	A	0.15	U	A	0.16	U	A
VANADIUM		0.58	J	P	0.39	J	P	0.18	J	P	0.49	J	P
ZINC		4.9	U	A	4.5	U	A	4.3	U	A	4.7	U	A

PROJ_NO: 06183	NSAMPLE	MSA-SW43A-061014			MSA-SW43B-061014			MSA-SW43C-061014			MSA-SW43D-061014		
SDG: 240-38336-1	LAB_ID	240-38336-25			240-38336-26			240-38336-27			240-38336-28		
FRACTION: MF	SAMP_DATE	6/10/2014			6/10/2014			6/10/2014			6/10/2014		
MEDIA: WATER	QC_TYPE	NM			NM			NM			NM		
	UNITS	UG/L			UG/L			UG/L			UG/L		
	PCT_SOLIDS	0.0			0.0			0.0			0.0		
	DUP_OF												
PARAMETER		RESULT	VQL	QLCD	RESULT	VQL	QLCD	RESULT	VQL	QLCD	RESULT	VQL	QLCD
ANTIMONY		0.29	J	P	0.29	J	P	0.3	J	P	0.3	J	P
ARSENIC		1.1	J	P	1.1	J	P	1.2	J	P	1.2	J	P
BARIUM		10			9.5			11			10		
BERYLLIUM		0.094	U	A	0.085	U	A	0.076	U	A	0.074	U	A
CADMIUM		0.077	J	P	0.064	J	P	0.12	J	P	0.082	J	P
CHROMIUM		0.33	J	P	0.28	J	P	0.33	J	P	0.29	J	P
COBALT		0.098	J	P	0.051	J	P	0.051	J	P	0.059	J	P
COPPER		6			5.7			6.3			6.4		
LEAD		0.14	U		0.14	U		0.14	U		0.14	U	
MERCURY		0.12	U		0.12	U		0.12	U		0.12	U	
MOLYBDENUM		1.2	J	P	1.1	J	P	1.3	J	P	1.2	J	P
NICKEL		0.87	J	P	0.74	J	P	0.92	J	P	0.79	J	P
SELENIUM		0.52	U	A	0.38	U	A	0.43	U	A	0.63	U	A
SILVER		0.0083	U		0.0083	U		0.0083	U		0.0083	U	
THALLIUM		0.4	U		0.4	U		0.4	U		0.4	U	
TUNGSTEN		0.18	U	A	0.18	U	A	0.21	U	A	0.21	U	A
VANADIUM		0.27	J	P	0.15	U		0.23	J	P	0.33	J	P
ZINC		4.2	U	A	3	U	A	6.3	U	A	4	U	A

PROJ_NO: 06183	NSAMPLE	MSA-SW44A-061014			MSA-SW44B-061014			MSA-SW44C-061014			MSA-SW44D-061014		
SDG: 240-38336-1	LAB_ID	240-38336-29			240-38336-30			240-38336-31			240-38336-32		
FRACTION: MF	SAMP_DATE	6/10/2014			6/10/2014			6/10/2014			6/10/2014		
MEDIA: WATER	QC_TYPE	NM			NM			NM			NM		
	UNITS	UG/L			UG/L			UG/L			UG/L		
	PCT_SOLIDS	0.0			0.0			0.0			0.0		
	DUP_OF												
PARAMETER		RESULT	VQL	QLCD	RESULT	VQL	QLCD	RESULT	VQL	QLCD	RESULT	VQL	QLCD
ANTIMONY		0.29	J	P	0.27	J	P	0.31	J	P	0.29	J	P
ARSENIC		1.1	J	P	1.1	J	P	1.2	J	P	1.3	J	P
BARIUM		11			9.7			10			11		
BERYLLIUM		0.07	U	A	0.051	U	A	0.058	U	A	0.038	U	A
CADMIUM		0.094	J	P	0.11	J	P	0.084	J	P	0.12	J	P
CHROMIUM		0.26	J	P	0.33	J	P	0.25	J	P	0.33	J	P
COBALT		0.13	J	P	0.058	J	P	0.051	J	P	0.047	J	P
COPPER		5.6			6.1			6.2			7		
LEAD		0.14	U		0.14	U		0.14	U		0.14	U	
MERCURY		0.12	U		0.12	U		0.12	U		0.12	U	
MOLYBDENUM		1.1	J	P	1.2	J	P	1.2	J	P	1.3	J	P
NICKEL		0.87	J	P	0.78	J	P	0.77	J	P	0.9	J	P
SELENIUM		0.55	U	A	0.34	U		0.52	U	A	0.61	U	A
SILVER		0.0083	U		0.0083	U		0.0083	U		0.0083	U	
THALLIUM		0.4	U		0.4	U		0.4	U		0.4	U	
TUNGSTEN		0.2	U	A	0.2	U	A	0.19	U	A	0.23	U	A
VANADIUM		0.17	J	P	0.15	U		0.15	U		0.31	J	P
ZINC		3.7	U	A	4.7	U	A	4.8	U	A	6.2	U	A

PROJ_NO: 06183	NSAMPLE	MSA-SW45A-061014			MSA-SW45B-061014			MSA-SW45C-061014			MSA-SW45D-061014		
SDG: 240-38336-1	LAB_ID	240-38336-33			240-38336-34			240-38336-35			240-38336-36		
FRACTION: MF	SAMP_DATE	6/10/2014			6/10/2014			6/10/2014			6/10/2014		
MEDIA: WATER	QC_TYPE	NM			NM			NM			NM		
	UNITS	UG/L			UG/L			UG/L			UG/L		
	PCT_SOLIDS	0.0			0.0			0.0			0.0		
	DUP_OF												
PARAMETER		RESULT	VQL	QLCD	RESULT	VQL	QLCD	RESULT	VQL	QLCD	RESULT	VQL	QLCD
ANTIMONY		0.24	J	P	0.26	J	P	0.28	J	P	0.27	J	P
ARSENIC		1.1	J	P	1	J	P	1.1	J	P	1.1	J	P
BARIUM		8.9			9.3			9.7			10		
BERYLLIUM		0.041	U	A	0.051	U	A	0.031	U		0.032	U	A
CADMIUM		0.026	J	P	0.11	J	P	0.091	J	P	0.1	J	P
CHROMIUM		0.25	J	P	0.26	J	P	0.3	J	P	0.31	J	P
COBALT		0.12	J	P	0.043	J	P	0.054	J	P	0.04	J	P
COPPER		4.4	U	A	5.8			5.8			6.1		
LEAD		0.14	U		0.14	U		0.14	U		0.14	U	
MERCURY		0.12	U		0.12	U		0.12	U		0.12	U	
MOLYBDENUM		1.1	J	P	1.1	J	P	1.2	J	P	1.3	J	P
NICKEL		0.7	J	P	0.68	J	P	0.76	J	P	0.82	J	P
SELENIUM		0.4	U	A	0.37	U	A	0.41	U	A	0.47	U	A
SILVER		0.0083	U		0.0083	U		0.0083	U		0.0083	U	
THALLIUM		0.4	U		0.4	U		0.4	U		0.4	U	
TUNGSTEN		0.23	U	A	0.2	U	A	0.23	U	A	0.25	U	A
VANADIUM		0.21	J	P	0.39	J	P	0.3	J	P	0.42	J	P
ZINC		2.3	U	A	3.6	U	A	4.2	U	A	5.3	U	A

PROJ_NO: 06183	NSAMPLE	MSA-SW37A-061014			MSA-SW37B-061014			MSA-SW37C-061014			MSA-SW37D-061014		
SDG: 240-38336-1	LAB_ID	240-38336-1			240-38336-2			240-38336-3			240-38336-4		
FRACTION: MISC	SAMP_DATE	6/10/2014			6/10/2014			6/10/2014			6/10/2014		
MEDIA: WATER	QC_TYPE	NM			NM			NM			NM		
	UNITS	MG/L			MG/L			MG/L			MG/L		
	PCT_SOLIDS	0.0			0.0			0.0			0.0		
	DUP_OF												
PARAMETER		RESULT	VQL	QLCD	RESULT	VQL	QLCD	RESULT	VQL	QLCD	RESULT	VQL	QLCD
CALCIUM HARDNESS AS CACO3		56			53			54			56		
HARDNESS AS CACO3		170			160			170			170		
MAGNESIUM HARDNESS AS CACO3		120			110			110			120		

PROJ_NO: 06183	NSAMPLE	MSA-SW38A-061014			MSA-SW38B-061014			MSA-SW38C-061014			MSA-SW38D-061014		
SDG: 240-38336-1	LAB_ID	240-38336-5			240-38336-6			240-38336-7			240-38336-8		
FRACTION: MISC	SAMP_DATE	6/10/2014			6/10/2014			6/10/2014			6/10/2014		
MEDIA: WATER	QC_TYPE	NM			NM			NM			NM		
	UNITS	MG/L			MG/L			MG/L			MG/L		
	PCT_SOLIDS	0.0			0.0			0.0			0.0		
	DUP_OF												
PARAMETER		RESULT	VQL	QLCD	RESULT	VQL	QLCD	RESULT	VQL	QLCD	RESULT	VQL	QLCD
CALCIUM HARDNESS AS CACO3		59			55			57			56		
HARDNESS AS CACO3		180			170			180			170		
MAGNESIUM HARDNESS AS CACO3		120			110			120			120		

PROJ_NO: 06183	NSAMPLE	MSA-SW39A-061014			MSA-SW39B-061014			MSA-SW39C-061014			MSA-SW39D-061014		
SDG: 240-38336-1	LAB_ID	240-38336-9			240-38336-10			240-38336-11			240-38336-12		
FRACTION: MISC	SAMP_DATE	6/10/2014			6/10/2014			6/10/2014			6/10/2014		
MEDIA: WATER	QC_TYPE	NM			NM			NM			NM		
	UNITS	MG/L			MG/L			MG/L			MG/L		
	PCT_SOLIDS	0.0			0.0			0.0			0.0		
	DUP_OF												
PARAMETER		RESULT	VQL	QLCD	RESULT	VQL	QLCD	RESULT	VQL	QLCD	RESULT	VQL	QLCD
CALCIUM HARDNESS AS CACO3		56			56			54			55		
HARDNESS AS CACO3		170			170			170			170		
MAGNESIUM HARDNESS AS CACO3		120			120			110			120		

PROJ_NO: 06183	NSAMPLE	MSA-SW40A-061014			MSA-SW40B-061014			MSA-SW40C-061014			MSA-SW40D-061014		
SDG: 240-38336-1	LAB_ID	240-38336-13			240-38336-14			240-38336-15			240-38336-16		
FRACTION: MISC	SAMP_DATE	6/10/2014			6/10/2014			6/10/2014			6/10/2014		
MEDIA: WATER	QC_TYPE	NM			NM			NM			NM		
	UNITS	MG/L			MG/L			MG/L			MG/L		
	PCT_SOLIDS	0.0			0.0			0.0			0.0		
	DUP_OF												
PARAMETER		RESULT	VQL	QLCD	RESULT	VQL	QLCD	RESULT	VQL	QLCD	RESULT	VQL	QLCD
CALCIUM HARDNESS AS CACO3		49			56			55			55		
HARDNESS AS CACO3		150			170			170			170		
MAGNESIUM HARDNESS AS CACO3		100			120			120			120		

PROJ_NO: 06183	NSAMPLE	MSA-SW41A-061014			MSA-SW41B-061014			MSA-SW41C-061014			MSA-SW41D-061014		
SDG: 240-38336-1	LAB_ID	240-38336-17			240-38336-18			240-38336-19			240-38336-20		
FRACTION: MISC	SAMP_DATE	6/10/2014			6/10/2014			6/10/2014			6/10/2014		
MEDIA: WATER	QC_TYPE	NM			NM			NM			NM		
	UNITS	MG/L			MG/L			MG/L			MG/L		
	PCT_SOLIDS	0.0			0.0			0.0			0.0		
	DUP_OF												
PARAMETER		RESULT	VQL	QLCD	RESULT	VQL	QLCD	RESULT	VQL	QLCD	RESULT	VQL	QLCD
CALCIUM HARDNESS AS CACO3		58			56			55			56		
HARDNESS AS CACO3		180			170			170			170		
MAGNESIUM HARDNESS AS CACO3		120			120			110			120		

PROJ_NO: 06183	NSAMPLE	MSA-SW42A-061014			MSA-SW42B-061014			MSA-SW42C-061014			MSA-SW42D-061014		
SDG: 240-38336-1	LAB_ID	240-38336-21			240-38336-22			240-38336-23			240-38336-24		
FRACTION: MISC	SAMP_DATE	6/10/2014			6/10/2014			6/10/2014			6/10/2014		
MEDIA: WATER	QC_TYPE	NM			NM			NM			NM		
	UNITS	MG/L			MG/L			MG/L			MG/L		
	PCT_SOLIDS	0.0			0.0			0.0			0.0		
	DUP_OF												
PARAMETER		RESULT	VQL	QLCD	RESULT	VQL	QLCD	RESULT	VQL	QLCD	RESULT	VQL	QLCD
CALCIUM HARDNESS AS CACO3		50			54			54			55		
HARDNESS AS CACO3		160			160			170			170		
MAGNESIUM HARDNESS AS CACO3		110			110			110			120		

PROJ_NO: 06183	NSAMPLE	MSA-SW43A-061014			MSA-SW43B-061014			MSA-SW43C-061014			MSA-SW43D-061014		
SDG: 240-38336-1	LAB_ID	240-38336-25			240-38336-26			240-38336-27			240-38336-28		
FRACTION: MISC	SAMP_DATE	6/10/2014			6/10/2014			6/10/2014			6/10/2014		
MEDIA: WATER	QC_TYPE	NM			NM			NM			NM		
	UNITS	MG/L			MG/L			MG/L			MG/L		
	PCT_SOLIDS	0.0			0.0			0.0			0.0		
	DUP_OF												
PARAMETER		RESULT	VQL	QLCD	RESULT	VQL	QLCD	RESULT	VQL	QLCD	RESULT	VQL	QLCD
CALCIUM HARDNESS AS CACO3		53			51			55			55		
HARDNESS AS CACO3		160			160			170			170		
MAGNESIUM HARDNESS AS CACO3		110			110			120			120		

PROJ_NO: 06183	NSAMPLE	MSA-SW44A-061014			MSA-SW44B-061014			MSA-SW44C-061014			MSA-SW44D-061014		
SDG: 240-38336-1	LAB_ID	240-38336-29			240-38336-30			240-38336-31			240-38336-32		
FRACTION: MISC	SAMP_DATE	6/10/2014			6/10/2014			6/10/2014			6/10/2014		
MEDIA: WATER	QC_TYPE	NM			NM			NM			NM		
	UNITS	MG/L			MG/L			MG/L			MG/L		
	PCT_SOLIDS	0.0			0.0			0.0			0.0		
	DUP_OF												
PARAMETER		RESULT	VQL	QLCD	RESULT	VQL	QLCD	RESULT	VQL	QLCD	RESULT	VQL	QLCD
CALCIUM HARDNESS AS CACO3		54			52			52			57		
HARDNESS AS CACO3		170			160			160			180		
MAGNESIUM HARDNESS AS CACO3		110			110			110			120		

PROJ_NO: 06183	NSAMPLE	MSA-SW45A-061014			MSA-SW45B-061014			MSA-SW45C-061014			MSA-SW45D-061014		
SDG: 240-38336-1	LAB_ID	240-38336-33			240-38336-34			240-38336-35			240-38336-36		
FRACTION: MISC	SAMP_DATE	6/10/2014			6/10/2014			6/10/2014			6/10/2014		
MEDIA: WATER	QC_TYPE	NM			NM			NM			NM		
	UNITS	MG/L			MG/L			MG/L			MG/L		
	PCT_SOLIDS	0.0			0.0			0.0			0.0		
	DUP_OF												
PARAMETER		RESULT	VQL	QLCD	RESULT	VQL	QLCD	RESULT	VQL	QLCD	RESULT	VQL	QLCD
CALCIUM HARDNESS AS CACO3		50			50			52			55		
HARDNESS AS CACO3		160			160			160			170		
MAGNESIUM HARDNESS AS CACO3		110			110			110			120		

Appendix B

Results as Reported by the Laboratory

1A-IN
INORGANIC ANALYSIS DATA SHEET
METALS - DISSOLVED

Client Sample ID: MSA-SW37A-061014 Lab Sample ID: 240-38336-1

Lab Name: TestAmerica Canton Job No.: 240-38336-1

SDG ID.:

Matrix: Water Date Sampled: 06/10/2014 13:43

Reporting Basis: WET Date Received: 06/11/2014 09:30

CAS No.	Analyte	Result	RL	MDL	Units	C	Q	DIL	Method
7440-36-0	Antimony	0.34	2.0	0.11	ug/L	J		1	6020
7440-38-2	Arsenic	1.2	5.0	0.063	ug/L	J	B	1	6020
7440-39-3	Barium	11	5.0	0.32	ug/L			1	6020
7440-41-7	Beryllium	0.22	1.0	0.031	ug/L	J		1	6020
7440-43-9	Cadmium	0.24	1.0	0.026	ug/L	J		1	6020
7440-47-3	Chromium	0.50	2.0	0.13	ug/L	J		1	6020
7440-48-4	Cobalt	0.19	1.0	0.020	ug/L	J		1	6020
7440-50-8	Copper	5.3	2.0	0.24	ug/L			1	6020
7439-92-1	Lead	0.20	1.0	0.14	ug/L	J		1	6020
7439-98-7	Molybdenum	1.3	10	0.81	ug/L	J		1	6020
7440-02-0	Nickel	1.1	2.0	0.088	ug/L	J		1	6020
7782-49-2	Selenium	0.60	5.0	0.34	ug/L	J		1	6020
7440-22-4	Silver	0.011	1.0	0.0083	ug/L	J		1	6020
7440-28-0	Thallium	2.0	2.0	0.40	ug/L	U		1	6020
7440-62-2	Vanadium	0.33	5.0	0.15	ug/L	J		1	6020
7440-66-6	Zinc	3.9	20	2.1	ug/L	J		1	6020
7440-33-7	Tungsten	0.29	10	0.017	ug/L	J	B	1	6020
7439-97-6	Mercury	0.20	0.20	0.12	ug/L	U		1	7470A

1A-IN
INORGANIC ANALYSIS DATA SHEET
METALS - DISSOLVED

Client Sample ID: MSA-SW37B-061014 Lab Sample ID: 240-38336-2

Lab Name: TestAmerica Canton Job No.: 240-38336-1

SDG ID.:

Matrix: Water Date Sampled: 06/10/2014 13:46

Reporting Basis: WET Date Received: 06/11/2014 09:30

CAS No.	Analyte	Result	RL	MDL	Units	C	Q	DIL	Method
7440-36-0	Antimony	0.38	2.0	0.11	ug/L	J		1	6020
7440-38-2	Arsenic	1.2	5.0	0.063	ug/L	J	B	1	6020
7440-39-3	Barium	11	5.0	0.32	ug/L			1	6020
7440-41-7	Beryllium	0.47	1.0	0.031	ug/L	J		1	6020
7440-43-9	Cadmium	0.26	1.0	0.026	ug/L	J		1	6020
7440-47-3	Chromium	0.32	2.0	0.13	ug/L	J		1	6020
7440-48-4	Cobalt	0.15	1.0	0.020	ug/L	J		1	6020
7440-50-8	Copper	5.9	2.0	0.24	ug/L			1	6020
7439-92-1	Lead	0.25	1.0	0.14	ug/L	J		1	6020
7439-98-7	Molybdenum	1.2	10	0.81	ug/L	J		1	6020
7440-02-0	Nickel	0.84	2.0	0.088	ug/L	J		1	6020
7782-49-2	Selenium	0.88	5.0	0.34	ug/L	J		1	6020
7440-22-4	Silver	0.0090	1.0	0.0083	ug/L	J		1	6020
7440-28-0	Thallium	2.0	2.0	0.40	ug/L	U		1	6020
7440-62-2	Vanadium	0.62	5.0	0.15	ug/L	J		1	6020
7440-66-6	Zinc	4.7	20	2.1	ug/L	J		1	6020
7440-33-7	Tungsten	0.35	10	0.017	ug/L	J	B	1	6020
7439-97-6	Mercury	0.20	0.20	0.12	ug/L	U		1	7470A

1A-IN
INORGANIC ANALYSIS DATA SHEET
METALS - DISSOLVED

Client Sample ID: MSA-SW37C-061014 Lab Sample ID: 240-38336-3

Lab Name: TestAmerica Canton Job No.: 240-38336-1

SDG ID.:

Matrix: Water Date Sampled: 06/10/2014 13:49

Reporting Basis: WET Date Received: 06/11/2014 09:30

CAS No.	Analyte	Result	RL	MDL	Units	C	Q	DIL	Method
7440-36-0	Antimony	0.32	2.0	0.11	ug/L	J		1	6020
7440-38-2	Arsenic	1.1	5.0	0.063	ug/L	J	B	1	6020
7440-39-3	Barium	11	5.0	0.32	ug/L			1	6020
7440-41-7	Beryllium	0.31	1.0	0.031	ug/L	J		1	6020
7440-43-9	Cadmium	0.21	1.0	0.026	ug/L	J		1	6020
7440-47-3	Chromium	0.32	2.0	0.13	ug/L	J		1	6020
7440-48-4	Cobalt	0.085	1.0	0.020	ug/L	J		1	6020
7440-50-8	Copper	6.0	2.0	0.24	ug/L			1	6020
7439-92-1	Lead	0.16	1.0	0.14	ug/L	J		1	6020
7439-98-7	Molybdenum	1.3	10	0.81	ug/L	J		1	6020
7440-02-0	Nickel	1.0	2.0	0.088	ug/L	J		1	6020
7782-49-2	Selenium	0.64	5.0	0.34	ug/L	J		1	6020
7440-22-4	Silver	1.0	1.0	0.0083	ug/L	U		1	6020
7440-28-0	Thallium	2.0	2.0	0.40	ug/L	U		1	6020
7440-62-2	Vanadium	0.43	5.0	0.15	ug/L	J		1	6020
7440-66-6	Zinc	5.2	20	2.1	ug/L	J		1	6020
7440-33-7	Tungsten	0.31	10	0.017	ug/L	J	B	1	6020
7439-97-6	Mercury	0.20	0.20	0.12	ug/L	U		1	7470A

1A-IN
INORGANIC ANALYSIS DATA SHEET
METALS - DISSOLVED

Client Sample ID: MSA-SW37D-061014 Lab Sample ID: 240-38336-4

Lab Name: TestAmerica Canton Job No.: 240-38336-1

SDG ID.:

Matrix: Water Date Sampled: 06/10/2014 13:52

Reporting Basis: WET Date Received: 06/11/2014 09:30

CAS No.	Analyte	Result	RL	MDL	Units	C	Q	DIL	Method
7440-36-0	Antimony	0.37	2.0	0.11	ug/L	J		1	6020
7440-38-2	Arsenic	1.2	5.0	0.063	ug/L	J	B	1	6020
7440-39-3	Barium	11	5.0	0.32	ug/L			1	6020
7440-41-7	Beryllium	0.21	1.0	0.031	ug/L	J		1	6020
7440-43-9	Cadmium	0.20	1.0	0.026	ug/L	J		1	6020
7440-47-3	Chromium	0.28	2.0	0.13	ug/L	J		1	6020
7440-48-4	Cobalt	0.078	1.0	0.020	ug/L	J		1	6020
7440-50-8	Copper	5.9	2.0	0.24	ug/L			1	6020
7439-92-1	Lead	0.14	1.0	0.14	ug/L	J		1	6020
7439-98-7	Molybdenum	1.3	10	0.81	ug/L	J		1	6020
7440-02-0	Nickel	0.85	2.0	0.088	ug/L	J		1	6020
7782-49-2	Selenium	0.66	5.0	0.34	ug/L	J		1	6020
7440-22-4	Silver	1.0	1.0	0.0083	ug/L	U		1	6020
7440-28-0	Thallium	2.0	2.0	0.40	ug/L	U		1	6020
7440-62-2	Vanadium	0.38	5.0	0.15	ug/L	J		1	6020
7440-66-6	Zinc	4.8	20	2.1	ug/L	J		1	6020
7440-33-7	Tungsten	0.29	10	0.017	ug/L	J	B	1	6020
7439-97-6	Mercury	0.20	0.20	0.12	ug/L	U		1	7470A

1A-IN
INORGANIC ANALYSIS DATA SHEET
METALS - DISSOLVED

Client Sample ID: MSA-SW38A-061014 Lab Sample ID: 240-38336-5

Lab Name: TestAmerica Canton Job No.: 240-38336-1

SDG ID.:

Matrix: Water Date Sampled: 06/10/2014 12:59

Reporting Basis: WET Date Received: 06/11/2014 09:30

CAS No.	Analyte	Result	RL	MDL	Units	C	Q	DIL	Method
7440-36-0	Antimony	0.33	2.0	0.11	ug/L	J		1	6020
7440-38-2	Arsenic	1.1	5.0	0.063	ug/L	J	B	1	6020
7440-39-3	Barium	11	5.0	0.32	ug/L			1	6020
7440-41-7	Beryllium	0.14	1.0	0.031	ug/L	J		1	6020
7440-43-9	Cadmium	0.39	1.0	0.026	ug/L	J		1	6020
7440-47-3	Chromium	0.35	2.0	0.13	ug/L	J		1	6020
7440-48-4	Cobalt	0.57	1.0	0.020	ug/L	J		1	6020
7440-50-8	Copper	5.8	2.0	0.24	ug/L			1	6020
7439-92-1	Lead	0.14	1.0	0.14	ug/L	J		1	6020
7439-98-7	Molybdenum	1.2	10	0.81	ug/L	J		1	6020
7440-02-0	Nickel	0.95	2.0	0.088	ug/L	J		1	6020
7782-49-2	Selenium	0.63	5.0	0.34	ug/L	J		1	6020
7440-22-4	Silver	0.0090	1.0	0.0083	ug/L	J		1	6020
7440-28-0	Thallium	2.0	2.0	0.40	ug/L	U		1	6020
7440-62-2	Vanadium	0.35	5.0	0.15	ug/L	J		1	6020
7440-66-6	Zinc	5.2	20	2.1	ug/L	J		1	6020
7440-33-7	Tungsten	0.28	10	0.017	ug/L	J	B	1	6020
7439-97-6	Mercury	0.20	0.20	0.12	ug/L	U		1	7470A

1A-IN
INORGANIC ANALYSIS DATA SHEET
METALS - DISSOLVED

Client Sample ID: MSA-SW38B-061014 Lab Sample ID: 240-38336-6

Lab Name: TestAmerica Canton Job No.: 240-38336-1

SDG ID.:

Matrix: Water Date Sampled: 06/10/2014 13:01

Reporting Basis: WET Date Received: 06/11/2014 09:30

CAS No.	Analyte	Result	RL	MDL	Units	C	Q	DIL	Method
7440-36-0	Antimony	0.30	2.0	0.11	ug/L	J		1	6020
7440-38-2	Arsenic	1.2	5.0	0.063	ug/L	J	B	1	6020
7440-39-3	Barium	11	5.0	0.32	ug/L			1	6020
7440-41-7	Beryllium	0.13	1.0	0.031	ug/L	J		1	6020
7440-43-9	Cadmium	0.13	1.0	0.026	ug/L	J		1	6020
7440-47-3	Chromium	0.31	2.0	0.13	ug/L	J		1	6020
7440-48-4	Cobalt	0.058	1.0	0.020	ug/L	J		1	6020
7440-50-8	Copper	6.3	2.0	0.24	ug/L			1	6020
7439-92-1	Lead	1.0	1.0	0.14	ug/L	U		1	6020
7439-98-7	Molybdenum	1.3	10	0.81	ug/L	J		1	6020
7440-02-0	Nickel	0.80	2.0	0.088	ug/L	J		1	6020
7782-49-2	Selenium	0.53	5.0	0.34	ug/L	J		1	6020
7440-22-4	Silver	1.0	1.0	0.0083	ug/L	U		1	6020
7440-28-0	Thallium	2.0	2.0	0.40	ug/L	U		1	6020
7440-62-2	Vanadium	0.33	5.0	0.15	ug/L	J		1	6020
7440-66-6	Zinc	5.0	20	2.1	ug/L	J		1	6020
7440-33-7	Tungsten	0.31	10	0.017	ug/L	J	B	1	6020
7439-97-6	Mercury	0.20	0.20	0.12	ug/L	U		1	7470A

1A-IN
INORGANIC ANALYSIS DATA SHEET
METALS - DISSOLVED

Client Sample ID: MSA-SW38C-061014 Lab Sample ID: 240-38336-7

Lab Name: TestAmerica Canton Job No.: 240-38336-1

SDG ID.:

Matrix: Water Date Sampled: 06/10/2014 13:05

Reporting Basis: WET Date Received: 06/11/2014 09:30

CAS No.	Analyte	Result	RL	MDL	Units	C	Q	DIL	Method
7440-36-0	Antimony	0.33	2.0	0.11	ug/L	J		1	6020
7440-38-2	Arsenic	1.3	5.0	0.063	ug/L	J	B	1	6020
7440-39-3	Barium	11	5.0	0.32	ug/L			1	6020
7440-41-7	Beryllium	0.12	1.0	0.031	ug/L	J		1	6020
7440-43-9	Cadmium	0.13	1.0	0.026	ug/L	J		1	6020
7440-47-3	Chromium	0.32	2.0	0.13	ug/L	J		1	6020
7440-48-4	Cobalt	0.069	1.0	0.020	ug/L	J		1	6020
7440-50-8	Copper	6.4	2.0	0.24	ug/L			1	6020
7439-92-1	Lead	1.0	1.0	0.14	ug/L	U		1	6020
7439-98-7	Molybdenum	1.3	10	0.81	ug/L	J		1	6020
7440-02-0	Nickel	0.84	2.0	0.088	ug/L	J		1	6020
7782-49-2	Selenium	0.70	5.0	0.34	ug/L	J		1	6020
7440-22-4	Silver	1.0	1.0	0.0083	ug/L	U		1	6020
7440-28-0	Thallium	2.0	2.0	0.40	ug/L	U		1	6020
7440-62-2	Vanadium	0.23	5.0	0.15	ug/L	J		1	6020
7440-66-6	Zinc	5.2	20	2.1	ug/L	J		1	6020
7440-33-7	Tungsten	0.29	10	0.017	ug/L	J	B	1	6020
7439-97-6	Mercury	0.20	0.20	0.12	ug/L	U		1	7470A

1A-IN
INORGANIC ANALYSIS DATA SHEET
METALS - DISSOLVED

Client Sample ID: MSA-SW38D-061014 Lab Sample ID: 240-38336-8

Lab Name: TestAmerica Canton Job No.: 240-38336-1

SDG ID.:

Matrix: Water Date Sampled: 06/10/2014 13:08

Reporting Basis: WET Date Received: 06/11/2014 09:30

CAS No.	Analyte	Result	RL	MDL	Units	C	Q	DIL	Method
7440-36-0	Antimony	0.29	2.0	0.11	ug/L	J		1	6020
7440-38-2	Arsenic	1.2	5.0	0.063	ug/L	J	B	1	6020
7440-39-3	Barium	11	5.0	0.32	ug/L			1	6020
7440-41-7	Beryllium	0.11	1.0	0.031	ug/L	J		1	6020
7440-43-9	Cadmium	0.12	1.0	0.026	ug/L	J		1	6020
7440-47-3	Chromium	0.27	2.0	0.13	ug/L	J		1	6020
7440-48-4	Cobalt	0.059	1.0	0.020	ug/L	J		1	6020
7440-50-8	Copper	6.3	2.0	0.24	ug/L			1	6020
7439-92-1	Lead	1.0	1.0	0.14	ug/L	U		1	6020
7439-98-7	Molybdenum	1.3	10	0.81	ug/L	J		1	6020
7440-02-0	Nickel	0.81	2.0	0.088	ug/L	J		1	6020
7782-49-2	Selenium	0.75	5.0	0.34	ug/L	J		1	6020
7440-22-4	Silver	1.0	1.0	0.0083	ug/L	U		1	6020
7440-28-0	Thallium	2.0	2.0	0.40	ug/L	U		1	6020
7440-62-2	Vanadium	0.18	5.0	0.15	ug/L	J		1	6020
7440-66-6	Zinc	4.4	20	2.1	ug/L	J		1	6020
7440-33-7	Tungsten	0.30	10	0.017	ug/L	J	B	1	6020
7439-97-6	Mercury	0.20	0.20	0.12	ug/L	U		1	7470A

1A-IN
INORGANIC ANALYSIS DATA SHEET
METALS - DISSOLVED

Client Sample ID: MSA-SW39A-061014
Lab Sample ID: 240-38336-9
Lab Name: TestAmerica Canton
Job No.: 240-38336-1
SDG ID.:
Matrix: Water
Date Sampled: 06/10/2014 11:00
Reporting Basis: WET
Date Received: 06/11/2014 09:30

CAS No.	Analyte	Result	RL	MDL	Units	C	Q	DIL	Method
7440-36-0	Antimony	0.25	2.0	0.11	ug/L	J		1	6020
7440-38-2	Arsenic	1.2	5.0	0.063	ug/L	J	B	1	6020
7440-39-3	Barium	9.3	5.0	0.32	ug/L			1	6020
7440-41-7	Beryllium	0.083	1.0	0.031	ug/L	J		1	6020
7440-43-9	Cadmium	0.061	1.0	0.026	ug/L	J		1	6020
7440-47-3	Chromium	0.30	2.0	0.13	ug/L	J		1	6020
7440-48-4	Cobalt	0.061	1.0	0.020	ug/L	J		1	6020
7440-50-8	Copper	5.2	2.0	0.24	ug/L			1	6020
7439-92-1	Lead	1.0	1.0	0.14	ug/L	U		1	6020
7439-98-7	Molybdenum	1.2	10	0.81	ug/L	J		1	6020
7440-02-0	Nickel	0.54	2.0	0.088	ug/L	J		1	6020
7782-49-2	Selenium	0.75	5.0	0.34	ug/L	J		1	6020
7440-22-4	Silver	1.0	1.0	0.0083	ug/L	U		1	6020
7440-28-0	Thallium	2.0	2.0	0.40	ug/L	U		1	6020
7440-62-2	Vanadium	0.25	5.0	0.15	ug/L	J		1	6020
7440-66-6	Zinc	2.1	20	2.1	ug/L	J		1	6020
7440-33-7	Tungsten	0.16	10	0.017	ug/L	J	B	1	6020
7439-97-6	Mercury	0.20	0.20	0.12	ug/L	U		1	7470A

1A-IN
INORGANIC ANALYSIS DATA SHEET
METALS - DISSOLVED

Client Sample ID: MSA-SW39B-061014 Lab Sample ID: 240-38336-10

Lab Name: TestAmerica Canton Job No.: 240-38336-1

SDG ID.:

Matrix: Water Date Sampled: 06/10/2014 11:05

Reporting Basis: WET Date Received: 06/11/2014 09:30

CAS No.	Analyte	Result	RL	MDL	Units	C	Q	DIL	Method
7440-36-0	Antimony	0.29	2.0	0.11	ug/L	J		1	6020
7440-38-2	Arsenic	1.2	5.0	0.063	ug/L	J	B	1	6020
7440-39-3	Barium	10	5.0	0.32	ug/L			1	6020
7440-41-7	Beryllium	0.071	1.0	0.031	ug/L	J		1	6020
7440-43-9	Cadmium	0.067	1.0	0.026	ug/L	J		1	6020
7440-47-3	Chromium	0.32	2.0	0.13	ug/L	J		1	6020
7440-48-4	Cobalt	0.074	1.0	0.020	ug/L	J		1	6020
7440-50-8	Copper	5.7	2.0	0.24	ug/L			1	6020
7439-92-1	Lead	1.0	1.0	0.14	ug/L	U		1	6020
7439-98-7	Molybdenum	1.3	10	0.81	ug/L	J		1	6020
7440-02-0	Nickel	0.73	2.0	0.088	ug/L	J		1	6020
7782-49-2	Selenium	0.69	5.0	0.34	ug/L	J		1	6020
7440-22-4	Silver	1.0	1.0	0.0083	ug/L	U		1	6020
7440-28-0	Thallium	2.0	2.0	0.40	ug/L	U		1	6020
7440-62-2	Vanadium	0.19	5.0	0.15	ug/L	J		1	6020
7440-66-6	Zinc	3.5	20	2.1	ug/L	J		1	6020
7440-33-7	Tungsten	0.31	10	0.017	ug/L	J	B	1	6020
7439-97-6	Mercury	0.20	0.20	0.12	ug/L	U		1	7470A

1A-IN
INORGANIC ANALYSIS DATA SHEET
METALS - DISSOLVED

Client Sample ID: MSA-SW39C-061014 Lab Sample ID: 240-38336-11

Lab Name: TestAmerica Canton Job No.: 240-38336-1

SDG ID.:

Matrix: Water Date Sampled: 06/10/2014 11:13

Reporting Basis: WET Date Received: 06/11/2014 09:30

CAS No.	Analyte	Result	RL	MDL	Units	C	Q	DIL	Method
7440-36-0	Antimony	0.30	2.0	0.11	ug/L	J		1	6020
7440-38-2	Arsenic	1.1	5.0	0.063	ug/L	J	B	1	6020
7440-39-3	Barium	9.6	5.0	0.32	ug/L			1	6020
7440-41-7	Beryllium	0.054	1.0	0.031	ug/L	J		1	6020
7440-43-9	Cadmium	0.044	1.0	0.026	ug/L	J		1	6020
7440-47-3	Chromium	0.31	2.0	0.13	ug/L	J		1	6020
7440-48-4	Cobalt	0.058	1.0	0.020	ug/L	J		1	6020
7440-50-8	Copper	5.5	2.0	0.24	ug/L			1	6020
7439-92-1	Lead	1.0	1.0	0.14	ug/L	U		1	6020
7439-98-7	Molybdenum	1.2	10	0.81	ug/L	J		1	6020
7440-02-0	Nickel	0.66	2.0	0.088	ug/L	J		1	6020
7782-49-2	Selenium	0.45	5.0	0.34	ug/L	J		1	6020
7440-22-4	Silver	1.0	1.0	0.0083	ug/L	U		1	6020
7440-28-0	Thallium	2.0	2.0	0.40	ug/L	U		1	6020
7440-62-2	Vanadium	0.28	5.0	0.15	ug/L	J		1	6020
7440-66-6	Zinc	3.0	20	2.1	ug/L	J		1	6020
7440-33-7	Tungsten	0.30	10	0.017	ug/L	J	B	1	6020
7439-97-6	Mercury	0.20	0.20	0.12	ug/L	U		1	7470A

1A-IN
INORGANIC ANALYSIS DATA SHEET
METALS - DISSOLVED

Client Sample ID: MSA-SW39D-061014 Lab Sample ID: 240-38336-12

Lab Name: TestAmerica Canton Job No.: 240-38336-1

SDG ID.:

Matrix: Water Date Sampled: 06/10/2014 11:17

Reporting Basis: WET Date Received: 06/11/2014 09:30

CAS No.	Analyte	Result	RL	MDL	Units	C	Q	DIL	Method
7440-36-0	Antimony	0.28	2.0	0.11	ug/L	J		1	6020
7440-38-2	Arsenic	1.1	5.0	0.063	ug/L	J	B	1	6020
7440-39-3	Barium	9.8	5.0	0.32	ug/L			1	6020
7440-41-7	Beryllium	0.059	1.0	0.031	ug/L	J		1	6020
7440-43-9	Cadmium	0.061	1.0	0.026	ug/L	J		1	6020
7440-47-3	Chromium	0.28	2.0	0.13	ug/L	J		1	6020
7440-48-4	Cobalt	0.080	1.0	0.020	ug/L	J		1	6020
7440-50-8	Copper	5.8	2.0	0.24	ug/L			1	6020
7439-92-1	Lead	1.0	1.0	0.14	ug/L	U		1	6020
7439-98-7	Molybdenum	1.2	10	0.81	ug/L	J		1	6020
7440-02-0	Nickel	0.66	2.0	0.088	ug/L	J		1	6020
7782-49-2	Selenium	0.63	5.0	0.34	ug/L	J		1	6020
7440-22-4	Silver	1.0	1.0	0.0083	ug/L	U		1	6020
7440-28-0	Thallium	2.0	2.0	0.40	ug/L	U		1	6020
7440-62-2	Vanadium	0.21	5.0	0.15	ug/L	J		1	6020
7440-66-6	Zinc	3.5	20	2.1	ug/L	J		1	6020
7440-33-7	Tungsten	0.30	10	0.017	ug/L	J	B	1	6020
7439-97-6	Mercury	0.20	0.20	0.12	ug/L	U		1	7470A

1A-IN
INORGANIC ANALYSIS DATA SHEET
METALS - DISSOLVED

Client Sample ID: MSA-SW40A-061014 Lab Sample ID: 240-38336-13

Lab Name: TestAmerica Canton Job No.: 240-38336-1

SDG ID.:

Matrix: Water Date Sampled: 06/10/2014 13:12

Reporting Basis: WET Date Received: 06/11/2014 09:30

CAS No.	Analyte	Result	RL	MDL	Units	C	Q	DIL	Method
7440-36-0	Antimony	0.28	2.0	0.11	ug/L	J		1	6020
7440-38-2	Arsenic	1.1	5.0	0.063	ug/L	J	B	1	6020
7440-39-3	Barium	9.7	5.0	0.32	ug/L			1	6020
7440-41-7	Beryllium	0.057	1.0	0.031	ug/L	J		1	6020
7440-43-9	Cadmium	0.12	1.0	0.026	ug/L	J		1	6020
7440-47-3	Chromium	0.25	2.0	0.13	ug/L	J		1	6020
7440-48-4	Cobalt	0.077	1.0	0.020	ug/L	J		1	6020
7440-50-8	Copper	5.0	2.0	0.24	ug/L			1	6020
7439-92-1	Lead	1.0	1.0	0.14	ug/L	U		1	6020
7439-98-7	Molybdenum	1.1	10	0.81	ug/L	J		1	6020
7440-02-0	Nickel	0.66	2.0	0.088	ug/L	J		1	6020
7782-49-2	Selenium	0.53	5.0	0.34	ug/L	J		1	6020
7440-22-4	Silver	1.0	1.0	0.0083	ug/L	U		1	6020
7440-28-0	Thallium	2.0	2.0	0.40	ug/L	U		1	6020
7440-62-2	Vanadium	0.29	5.0	0.15	ug/L	J		1	6020
7440-66-6	Zinc	4.0	20	2.1	ug/L	J		1	6020
7440-33-7	Tungsten	0.27	10	0.017	ug/L	J	B	1	6020
7439-97-6	Mercury	0.20	0.20	0.12	ug/L	U		1	7470A

1A-IN
INORGANIC ANALYSIS DATA SHEET
METALS - DISSOLVED

Client Sample ID: MSA-SW40B-061014 Lab Sample ID: 240-38336-14

Lab Name: TestAmerica Canton Job No.: 240-38336-1

SDG ID.:

Matrix: Water Date Sampled: 06/10/2014 13:15

Reporting Basis: WET Date Received: 06/11/2014 09:30

CAS No.	Analyte	Result	RL	MDL	Units	C	Q	DIL	Method
7440-36-0	Antimony	0.28	2.0	0.11	ug/L	J		1	6020
7440-38-2	Arsenic	1.2	5.0	0.063	ug/L	J	B	1	6020
7440-39-3	Barium	11	5.0	0.32	ug/L			1	6020
7440-41-7	Beryllium	0.051	1.0	0.031	ug/L	J		1	6020
7440-43-9	Cadmium	0.15	1.0	0.026	ug/L	J		1	6020
7440-47-3	Chromium	0.29	2.0	0.13	ug/L	J		1	6020
7440-48-4	Cobalt	0.090	1.0	0.020	ug/L	J		1	6020
7440-50-8	Copper	6.0	2.0	0.24	ug/L			1	6020
7439-92-1	Lead	1.0	1.0	0.14	ug/L	U		1	6020
7439-98-7	Molybdenum	1.3	10	0.81	ug/L	J		1	6020
7440-02-0	Nickel	0.85	2.0	0.088	ug/L	J		1	6020
7782-49-2	Selenium	0.43	5.0	0.34	ug/L	J		1	6020
7440-22-4	Silver	1.0	1.0	0.0083	ug/L	U		1	6020
7440-28-0	Thallium	2.0	2.0	0.40	ug/L	U		1	6020
7440-62-2	Vanadium	0.46	5.0	0.15	ug/L	J		1	6020
7440-66-6	Zinc	4.7	20	2.1	ug/L	J		1	6020
7440-33-7	Tungsten	0.32	10	0.017	ug/L	J	B	1	6020
7439-97-6	Mercury	0.20	0.20	0.12	ug/L	U		1	7470A

1A-IN
INORGANIC ANALYSIS DATA SHEET
METALS - DISSOLVED

Client Sample ID: MSA-SW40C-061014 Lab Sample ID: 240-38336-15

Lab Name: TestAmerica Canton Job No.: 240-38336-1

SDG ID.:

Matrix: Water Date Sampled: 06/10/2014 13:19

Reporting Basis: WET Date Received: 06/11/2014 09:30

CAS No.	Analyte	Result	RL	MDL	Units	C	Q	DIL	Method
7440-36-0	Antimony	0.33	2.0	0.11	ug/L	J		1	6020
7440-38-2	Arsenic	1.2	5.0	0.063	ug/L	J	B	1	6020
7440-39-3	Barium	11	5.0	0.32	ug/L			1	6020
7440-41-7	Beryllium	0.052	1.0	0.031	ug/L	J		1	6020
7440-43-9	Cadmium	0.15	1.0	0.026	ug/L	J		1	6020
7440-47-3	Chromium	0.29	2.0	0.13	ug/L	J		1	6020
7440-48-4	Cobalt	0.067	1.0	0.020	ug/L	J		1	6020
7440-50-8	Copper	6.2	2.0	0.24	ug/L			1	6020
7439-92-1	Lead	1.0	1.0	0.14	ug/L	U		1	6020
7439-98-7	Molybdenum	1.3	10	0.81	ug/L	J		1	6020
7440-02-0	Nickel	0.83	2.0	0.088	ug/L	J		1	6020
7782-49-2	Selenium	0.83	5.0	0.34	ug/L	J		1	6020
7440-22-4	Silver	1.0	1.0	0.0083	ug/L	U		1	6020
7440-28-0	Thallium	2.0	2.0	0.40	ug/L	U	^	1	6020
7440-62-2	Vanadium	0.45	5.0	0.15	ug/L	J		1	6020
7440-66-6	Zinc	5.1	20	2.1	ug/L	J		1	6020
7440-33-7	Tungsten	0.30	10	0.017	ug/L	J	B	1	6020
7439-97-6	Mercury	0.20	0.20	0.12	ug/L	U		1	7470A

1A-IN
INORGANIC ANALYSIS DATA SHEET
METALS - DISSOLVED

Client Sample ID: MSA-SW40D-061014 Lab Sample ID: 240-38336-16

Lab Name: TestAmerica Canton Job No.: 240-38336-1

SDG ID.:

Matrix: Water Date Sampled: 06/10/2014 13:24

Reporting Basis: WET Date Received: 06/11/2014 09:30

CAS No.	Analyte	Result	RL	MDL	Units	C	Q	DIL	Method
7440-36-0	Antimony	0.33	2.0	0.11	ug/L	J		1	6020
7440-38-2	Arsenic	1.2	5.0	0.063	ug/L	J	B	1	6020
7440-39-3	Barium	11	5.0	0.32	ug/L			1	6020
7440-41-7	Beryllium	0.052	1.0	0.031	ug/L	J		1	6020
7440-43-9	Cadmium	0.14	1.0	0.026	ug/L	J		1	6020
7440-47-3	Chromium	0.29	2.0	0.13	ug/L	J		1	6020
7440-48-4	Cobalt	0.050	1.0	0.020	ug/L	J		1	6020
7440-50-8	Copper	6.0	2.0	0.24	ug/L			1	6020
7439-92-1	Lead	1.0	1.0	0.14	ug/L	U		1	6020
7439-98-7	Molybdenum	1.2	10	0.81	ug/L	J		1	6020
7440-02-0	Nickel	0.82	2.0	0.088	ug/L	J		1	6020
7782-49-2	Selenium	0.56	5.0	0.34	ug/L	J		1	6020
7440-22-4	Silver	1.0	1.0	0.0083	ug/L	U		1	6020
7440-28-0	Thallium	2.0	2.0	0.40	ug/L	U	^	1	6020
7440-62-2	Vanadium	0.29	5.0	0.15	ug/L	J		1	6020
7440-66-6	Zinc	4.7	20	2.1	ug/L	J		1	6020
7440-33-7	Tungsten	0.31	10	0.017	ug/L	J	B	1	6020
7439-97-6	Mercury	0.20	0.20	0.12	ug/L	U		1	7470A

1A-IN
INORGANIC ANALYSIS DATA SHEET
METALS - DISSOLVED

Client Sample ID: MSA-SW41A-061014 Lab Sample ID: 240-38336-17

Lab Name: TestAmerica Canton Job No.: 240-38336-1

SDG ID.:

Matrix: Water Date Sampled: 06/10/2014 12:44

Reporting Basis: WET Date Received: 06/11/2014 09:30

CAS No.	Analyte	Result	RL	MDL	Units	C	Q	DIL	Method
7440-36-0	Antimony	0.32	2.0	0.11	ug/L	J		1	6020
7440-38-2	Arsenic	1.3	5.0	0.063	ug/L	J	B	1	6020
7440-39-3	Barium	11	5.0	0.32	ug/L			1	6020
7440-41-7	Beryllium	0.058	1.0	0.031	ug/L	J		1	6020
7440-43-9	Cadmium	0.13	1.0	0.026	ug/L	J		1	6020
7440-47-3	Chromium	0.31	2.0	0.13	ug/L	J		1	6020
7440-48-4	Cobalt	0.12	1.0	0.020	ug/L	J		1	6020
7440-50-8	Copper	6.4	2.0	0.24	ug/L			1	6020
7439-92-1	Lead	1.0	1.0	0.14	ug/L	U		1	6020
7439-98-7	Molybdenum	1.4	10	0.81	ug/L	J		1	6020
7440-02-0	Nickel	0.89	2.0	0.088	ug/L	J		1	6020
7782-49-2	Selenium	0.90	5.0	0.34	ug/L	J		1	6020
7440-22-4	Silver	1.0	1.0	0.0083	ug/L	U		1	6020
7440-28-0	Thallium	2.0	2.0	0.40	ug/L	U	^	1	6020
7440-62-2	Vanadium	0.20	5.0	0.15	ug/L	J		1	6020
7440-66-6	Zinc	4.9	20	2.1	ug/L	J		1	6020
7440-33-7	Tungsten	0.34	10	0.017	ug/L	J	B	1	6020
7439-97-6	Mercury	0.20	0.20	0.12	ug/L	U		1	7470A

1A-IN
INORGANIC ANALYSIS DATA SHEET
METALS - DISSOLVED

Client Sample ID: MSA-SW41B-061014 Lab Sample ID: 240-38336-18

Lab Name: TestAmerica Canton Job No.: 240-38336-1

SDG ID.:

Matrix: Water Date Sampled: 06/10/2014 12:48

Reporting Basis: WET Date Received: 06/11/2014 09:30

CAS No.	Analyte	Result	RL	MDL	Units	C	Q	DIL	Method
7440-36-0	Antimony	0.29	2.0	0.11	ug/L	J		1	6020
7440-38-2	Arsenic	1.1	5.0	0.063	ug/L	J	B	1	6020
7440-39-3	Barium	11	5.0	0.32	ug/L			1	6020
7440-41-7	Beryllium	0.037	1.0	0.031	ug/L	J		1	6020
7440-43-9	Cadmium	0.12	1.0	0.026	ug/L	J		1	6020
7440-47-3	Chromium	0.49	2.0	0.13	ug/L	J		1	6020
7440-48-4	Cobalt	0.055	1.0	0.020	ug/L	J		1	6020
7440-50-8	Copper	6.4	2.0	0.24	ug/L			1	6020
7439-92-1	Lead	1.0	1.0	0.14	ug/L	U		1	6020
7439-98-7	Molybdenum	1.3	10	0.81	ug/L	J		1	6020
7440-02-0	Nickel	1.0	2.0	0.088	ug/L	J		1	6020
7782-49-2	Selenium	0.48	5.0	0.34	ug/L	J		1	6020
7440-22-4	Silver	1.0	1.0	0.0083	ug/L	U		1	6020
7440-28-0	Thallium	2.0	2.0	0.40	ug/L	U	^	1	6020
7440-62-2	Vanadium	0.42	5.0	0.15	ug/L	J		1	6020
7440-66-6	Zinc	8.3	20	2.1	ug/L	J		1	6020
7440-33-7	Tungsten	0.30	10	0.017	ug/L	J	B	1	6020
7439-97-6	Mercury	0.20	0.20	0.12	ug/L	U		1	7470A

1A-IN
INORGANIC ANALYSIS DATA SHEET
METALS - DISSOLVED

Client Sample ID: MSA-SW41C-061014 Lab Sample ID: 240-38336-19

Lab Name: TestAmerica Canton Job No.: 240-38336-1

SDG ID.:

Matrix: Water Date Sampled: 06/10/2014 12:50

Reporting Basis: WET Date Received: 06/11/2014 09:30

CAS No.	Analyte	Result	RL	MDL	Units	C	Q	DIL	Method
7440-36-0	Antimony	0.34	2.0	0.11	ug/L	J		1	6020
7440-38-2	Arsenic	1.2	5.0	0.063	ug/L	J	B	1	6020
7440-39-3	Barium	11	5.0	0.32	ug/L			1	6020
7440-41-7	Beryllium	0.031	1.0	0.031	ug/L	J		1	6020
7440-43-9	Cadmium	0.12	1.0	0.026	ug/L	J		1	6020
7440-47-3	Chromium	0.28	2.0	0.13	ug/L	J		1	6020
7440-48-4	Cobalt	0.049	1.0	0.020	ug/L	J		1	6020
7440-50-8	Copper	6.1	2.0	0.24	ug/L			1	6020
7439-92-1	Lead	1.0	1.0	0.14	ug/L	U		1	6020
7439-98-7	Molybdenum	1.3	10	0.81	ug/L	J		1	6020
7440-02-0	Nickel	0.79	2.0	0.088	ug/L	J		1	6020
7782-49-2	Selenium	0.67	5.0	0.34	ug/L	J		1	6020
7440-22-4	Silver	1.0	1.0	0.0083	ug/L	U		1	6020
7440-28-0	Thallium	2.0	2.0	0.40	ug/L	U	^	1	6020
7440-62-2	Vanadium	0.35	5.0	0.15	ug/L	J		1	6020
7440-66-6	Zinc	4.7	20	2.1	ug/L	J		1	6020
7440-33-7	Tungsten	0.32	10	0.017	ug/L	J	B	1	6020
7439-97-6	Mercury	0.20	0.20	0.12	ug/L	U		1	7470A

1A-IN
INORGANIC ANALYSIS DATA SHEET
METALS - DISSOLVED

Client Sample ID: MSA-SW41D-061014 Lab Sample ID: 240-38336-20

Lab Name: TestAmerica Canton Job No.: 240-38336-1

SDG ID.:

Matrix: Water Date Sampled: 06/10/2014 12:53

Reporting Basis: WET Date Received: 06/11/2014 09:30

CAS No.	Analyte	Result	RL	MDL	Units	C	Q	DIL	Method
7440-36-0	Antimony	0.31	2.0	0.11	ug/L	J		1	6020
7440-38-2	Arsenic	1.2	5.0	0.063	ug/L	J	B	1	6020
7440-39-3	Barium	11	5.0	0.32	ug/L			1	6020
7440-41-7	Beryllium	1.0	1.0	0.031	ug/L	U		1	6020
7440-43-9	Cadmium	0.11	1.0	0.026	ug/L	J		1	6020
7440-47-3	Chromium	0.29	2.0	0.13	ug/L	J		1	6020
7440-48-4	Cobalt	0.046	1.0	0.020	ug/L	J		1	6020
7440-50-8	Copper	6.4	2.0	0.24	ug/L			1	6020
7439-92-1	Lead	1.0	1.0	0.14	ug/L	U		1	6020
7439-98-7	Molybdenum	1.3	10	0.81	ug/L	J		1	6020
7440-02-0	Nickel	0.82	2.0	0.088	ug/L	J		1	6020
7782-49-2	Selenium	0.50	5.0	0.34	ug/L	J		1	6020
7440-22-4	Silver	1.0	1.0	0.0083	ug/L	U		1	6020
7440-28-0	Thallium	2.0	2.0	0.40	ug/L	U	^	1	6020
7440-62-2	Vanadium	0.35	5.0	0.15	ug/L	J		1	6020
7440-66-6	Zinc	5.5	20	2.1	ug/L	J		1	6020
7440-33-7	Tungsten	0.32	10	0.017	ug/L	J	B	1	6020
7439-97-6	Mercury	0.20	0.20	0.12	ug/L	U		1	7470A

1A-IN
INORGANIC ANALYSIS DATA SHEET
METALS - DISSOLVED

Client Sample ID: MSA-SW42A-061014 Lab Sample ID: 240-38336-21

Lab Name: TestAmerica Canton Job No.: 240-38336-1

SDG ID.:

Matrix: Water Date Sampled: 06/10/2014 13:28

Reporting Basis: WET Date Received: 06/11/2014 09:30

CAS No.	Analyte	Result	RL	MDL	Units	C	Q	DIL	Method
7440-36-0	Antimony	0.35	2.0	0.11	ug/L	J		1	6020
7440-38-2	Arsenic	1.0	5.0	0.063	ug/L	J	B	1	6020
7440-39-3	Barium	10	5.0	0.32	ug/L		B	1	6020
7440-41-7	Beryllium	0.38	1.0	0.031	ug/L	J		1	6020
7440-43-9	Cadmium	0.20	1.0	0.026	ug/L	J		1	6020
7440-47-3	Chromium	0.31	2.0	0.13	ug/L	J		1	6020
7440-48-4	Cobalt	0.16	1.0	0.020	ug/L	J		1	6020
7440-50-8	Copper	5.6	2.0	0.24	ug/L		B	1	6020
7439-92-1	Lead	0.20	1.0	0.14	ug/L	J	B	1	6020
7439-98-7	Molybdenum	1.2	10	0.81	ug/L	J		1	6020
7440-02-0	Nickel	0.93	2.0	0.088	ug/L	J		1	6020
7782-49-2	Selenium	0.48	5.0	0.34	ug/L	J		1	6020
7440-22-4	Silver	0.013	1.0	0.0083	ug/L	J	B	1	6020
7440-28-0	Thallium	2.0	2.0	0.40	ug/L	U		1	6020
7440-62-2	Vanadium	0.58	5.0	0.15	ug/L	J		1	6020
7440-66-6	Zinc	4.9	20	2.1	ug/L	J	B	1	6020
7440-33-7	Tungsten	0.16	10	0.017	ug/L	J	B	1	6020
7439-97-6	Mercury	0.20	0.20	0.12	ug/L	U		1	7470A

1A-IN
INORGANIC ANALYSIS DATA SHEET
METALS - DISSOLVED

Client Sample ID: MSA-SW42B-061014 Lab Sample ID: 240-38336-22

Lab Name: TestAmerica Canton Job No.: 240-38336-1

SDG ID.:

Matrix: Water Date Sampled: 06/10/2014 13:32

Reporting Basis: WET Date Received: 06/11/2014 09:30

CAS No.	Analyte	Result	RL	MDL	Units	C	Q	DIL	Method
7440-36-0	Antimony	0.31	2.0	0.11	ug/L	J		1	6020
7440-38-2	Arsenic	1.1	5.0	0.063	ug/L	J	B	1	6020
7440-39-3	Barium	11	5.0	0.32	ug/L		B	1	6020
7440-41-7	Beryllium	0.25	1.0	0.031	ug/L	J		1	6020
7440-43-9	Cadmium	0.17	1.0	0.026	ug/L	J		1	6020
7440-47-3	Chromium	0.29	2.0	0.13	ug/L	J		1	6020
7440-48-4	Cobalt	0.20	1.0	0.020	ug/L	J		1	6020
7440-50-8	Copper	5.8	2.0	0.24	ug/L		B	1	6020
7439-92-1	Lead	1.0	1.0	0.14	ug/L	U		1	6020
7439-98-7	Molybdenum	1.2	10	0.81	ug/L	J		1	6020
7440-02-0	Nickel	0.92	2.0	0.088	ug/L	J		1	6020
7782-49-2	Selenium	0.62	5.0	0.34	ug/L	J		1	6020
7440-22-4	Silver	0.010	1.0	0.0083	ug/L	J	B	1	6020
7440-28-0	Thallium	2.0	2.0	0.40	ug/L	U		1	6020
7440-62-2	Vanadium	0.39	5.0	0.15	ug/L	J		1	6020
7440-66-6	Zinc	4.5	20	2.1	ug/L	J	B	1	6020
7440-33-7	Tungsten	0.14	10	0.017	ug/L	J	B	1	6020
7439-97-6	Mercury	0.20	0.20	0.12	ug/L	U		1	7470A

1A-IN
INORGANIC ANALYSIS DATA SHEET
METALS - DISSOLVED

Client Sample ID: MSA-SW42C-061014 Lab Sample ID: 240-38336-23

Lab Name: TestAmerica Canton Job No.: 240-38336-1

SDG ID.:

Matrix: Water Date Sampled: 06/10/2014 13:35

Reporting Basis: WET Date Received: 06/11/2014 09:30

CAS No.	Analyte	Result	RL	MDL	Units	C	Q	DIL	Method
7440-36-0	Antimony	0.32	2.0	0.11	ug/L	J		1	6020
7440-38-2	Arsenic	1.1	5.0	0.063	ug/L	J	B	1	6020
7440-39-3	Barium	11	5.0	0.32	ug/L		B	1	6020
7440-41-7	Beryllium	0.19	1.0	0.031	ug/L	J		1	6020
7440-43-9	Cadmium	0.16	1.0	0.026	ug/L	J		1	6020
7440-47-3	Chromium	0.35	2.0	0.13	ug/L	J		1	6020
7440-48-4	Cobalt	0.13	1.0	0.020	ug/L	J		1	6020
7440-50-8	Copper	5.9	2.0	0.24	ug/L		B	1	6020
7439-92-1	Lead	1.0	1.0	0.14	ug/L	U		1	6020
7439-98-7	Molybdenum	1.2	10	0.81	ug/L	J		1	6020
7440-02-0	Nickel	0.93	2.0	0.088	ug/L	J		1	6020
7782-49-2	Selenium	0.57	5.0	0.34	ug/L	J		1	6020
7440-22-4	Silver	0.0090	1.0	0.0083	ug/L	J	B	1	6020
7440-28-0	Thallium	2.0	2.0	0.40	ug/L	U		1	6020
7440-62-2	Vanadium	0.18	5.0	0.15	ug/L	J		1	6020
7440-66-6	Zinc	4.3	20	2.1	ug/L	J	B	1	6020
7440-33-7	Tungsten	0.15	10	0.017	ug/L	J	B	1	6020
7439-97-6	Mercury	0.20	0.20	0.12	ug/L	U		1	7470A

1A-IN
INORGANIC ANALYSIS DATA SHEET
METALS - DISSOLVED

Client Sample ID: MSA-SW42D-061014 Lab Sample ID: 240-38336-24

Lab Name: TestAmerica Canton Job No.: 240-38336-1

SDG ID.:

Matrix: Water Date Sampled: 06/10/2014 13:38

Reporting Basis: WET Date Received: 06/11/2014 09:30

CAS No.	Analyte	Result	RL	MDL	Units	C	Q	DIL	Method
7440-36-0	Antimony	0.33	2.0	0.11	ug/L	J		1	6020
7440-38-2	Arsenic	1.1	5.0	0.063	ug/L	J	B	1	6020
7440-39-3	Barium	11	5.0	0.32	ug/L		B	1	6020
7440-41-7	Beryllium	0.14	1.0	0.031	ug/L	J		1	6020
7440-43-9	Cadmium	0.17	1.0	0.026	ug/L	J		1	6020
7440-47-3	Chromium	0.34	2.0	0.13	ug/L	J		1	6020
7440-48-4	Cobalt	0.088	1.0	0.020	ug/L	J		1	6020
7440-50-8	Copper	6.3	2.0	0.24	ug/L		B	1	6020
7439-92-1	Lead	1.0	1.0	0.14	ug/L	U		1	6020
7439-98-7	Molybdenum	1.2	10	0.81	ug/L	J		1	6020
7440-02-0	Nickel	0.98	2.0	0.088	ug/L	J		1	6020
7782-49-2	Selenium	0.54	5.0	0.34	ug/L	J		1	6020
7440-22-4	Silver	0.013	1.0	0.0083	ug/L	J	B	1	6020
7440-28-0	Thallium	2.0	2.0	0.40	ug/L	U		1	6020
7440-62-2	Vanadium	0.49	5.0	0.15	ug/L	J		1	6020
7440-66-6	Zinc	4.7	20	2.1	ug/L	J	B	1	6020
7440-33-7	Tungsten	0.16	10	0.017	ug/L	J	B	1	6020
7439-97-6	Mercury	0.20	0.20	0.12	ug/L	U		1	7470A

1A-IN
INORGANIC ANALYSIS DATA SHEET
METALS - DISSOLVED

Client Sample ID: MSA-SW43A-061014 Lab Sample ID: 240-38336-25

Lab Name: TestAmerica Canton Job No.: 240-38336-1

SDG ID.:

Matrix: Water Date Sampled: 06/10/2014 12:29

Reporting Basis: WET Date Received: 06/11/2014 09:30

CAS No.	Analyte	Result	RL	MDL	Units	C	Q	DIL	Method
7440-36-0	Antimony	0.29	2.0	0.11	ug/L	J		1	6020
7440-38-2	Arsenic	1.1	5.0	0.063	ug/L	J	B	1	6020
7440-39-3	Barium	10	5.0	0.32	ug/L		B	1	6020
7440-41-7	Beryllium	0.094	1.0	0.031	ug/L	J		1	6020
7440-43-9	Cadmium	0.077	1.0	0.026	ug/L	J		1	6020
7440-47-3	Chromium	0.33	2.0	0.13	ug/L	J		1	6020
7440-48-4	Cobalt	0.098	1.0	0.020	ug/L	J		1	6020
7440-50-8	Copper	6.0	2.0	0.24	ug/L		B	1	6020
7439-92-1	Lead	1.0	1.0	0.14	ug/L	U		1	6020
7439-98-7	Molybdenum	1.2	10	0.81	ug/L	J		1	6020
7440-02-0	Nickel	0.87	2.0	0.088	ug/L	J		1	6020
7782-49-2	Selenium	0.52	5.0	0.34	ug/L	J		1	6020
7440-22-4	Silver	1.0	1.0	0.0083	ug/L	U		1	6020
7440-28-0	Thallium	2.0	2.0	0.40	ug/L	U		1	6020
7440-62-2	Vanadium	0.27	5.0	0.15	ug/L	J		1	6020
7440-66-6	Zinc	4.2	20	2.1	ug/L	J	B	1	6020
7440-33-7	Tungsten	0.18	10	0.017	ug/L	J	B	1	6020
7439-97-6	Mercury	0.20	0.20	0.12	ug/L	U		1	7470A

1A-IN
INORGANIC ANALYSIS DATA SHEET
METALS - DISSOLVED

Client Sample ID: MSA-SW43B-061014 Lab Sample ID: 240-38336-26

Lab Name: TestAmerica Canton Job No.: 240-38336-1

SDG ID.:

Matrix: Water Date Sampled: 06/10/2014 12:33

Reporting Basis: WET Date Received: 06/11/2014 09:30

CAS No.	Analyte	Result	RL	MDL	Units	C	Q	DIL	Method
7440-36-0	Antimony	0.29	2.0	0.11	ug/L	J		1	6020
7440-38-2	Arsenic	1.1	5.0	0.063	ug/L	J	B	1	6020
7440-39-3	Barium	9.5	5.0	0.32	ug/L		B	1	6020
7440-41-7	Beryllium	0.085	1.0	0.031	ug/L	J		1	6020
7440-43-9	Cadmium	0.064	1.0	0.026	ug/L	J		1	6020
7440-47-3	Chromium	0.28	2.0	0.13	ug/L	J		1	6020
7440-48-4	Cobalt	0.051	1.0	0.020	ug/L	J		1	6020
7440-50-8	Copper	5.7	2.0	0.24	ug/L		B	1	6020
7439-92-1	Lead	1.0	1.0	0.14	ug/L	U		1	6020
7439-98-7	Molybdenum	1.1	10	0.81	ug/L	J		1	6020
7440-02-0	Nickel	0.74	2.0	0.088	ug/L	J		1	6020
7782-49-2	Selenium	0.38	5.0	0.34	ug/L	J		1	6020
7440-22-4	Silver	1.0	1.0	0.0083	ug/L	U		1	6020
7440-28-0	Thallium	2.0	2.0	0.40	ug/L	U		1	6020
7440-62-2	Vanadium	5.0	5.0	0.15	ug/L	U		1	6020
7440-66-6	Zinc	3.0	20	2.1	ug/L	J	B	1	6020
7440-33-7	Tungsten	0.18	10	0.017	ug/L	J	B	1	6020
7439-97-6	Mercury	0.20	0.20	0.12	ug/L	U		1	7470A

1A-IN
INORGANIC ANALYSIS DATA SHEET
METALS - DISSOLVED

Client Sample ID: MSA-SW43C-061014 Lab Sample ID: 240-38336-27

Lab Name: TestAmerica Canton Job No.: 240-38336-1

SDG ID.:

Matrix: Water Date Sampled: 06/10/2014 12:36

Reporting Basis: WET Date Received: 06/11/2014 09:30

CAS No.	Analyte	Result	RL	MDL	Units	C	Q	DIL	Method
7440-36-0	Antimony	0.30	2.0	0.11	ug/L	J		1	6020
7440-38-2	Arsenic	1.2	5.0	0.063	ug/L	J	B	1	6020
7440-39-3	Barium	11	5.0	0.32	ug/L		B	1	6020
7440-41-7	Beryllium	0.076	1.0	0.031	ug/L	J		1	6020
7440-43-9	Cadmium	0.12	1.0	0.026	ug/L	J		1	6020
7440-47-3	Chromium	0.33	2.0	0.13	ug/L	J		1	6020
7440-48-4	Cobalt	0.051	1.0	0.020	ug/L	J		1	6020
7440-50-8	Copper	6.3	2.0	0.24	ug/L		B	1	6020
7439-92-1	Lead	1.0	1.0	0.14	ug/L	U		1	6020
7439-98-7	Molybdenum	1.3	10	0.81	ug/L	J		1	6020
7440-02-0	Nickel	0.92	2.0	0.088	ug/L	J		1	6020
7782-49-2	Selenium	0.43	5.0	0.34	ug/L	J		1	6020
7440-22-4	Silver	1.0	1.0	0.0083	ug/L	U		1	6020
7440-28-0	Thallium	2.0	2.0	0.40	ug/L	U		1	6020
7440-62-2	Vanadium	0.23	5.0	0.15	ug/L	J		1	6020
7440-66-6	Zinc	6.3	20	2.1	ug/L	J	B	1	6020
7440-33-7	Tungsten	0.21	10	0.017	ug/L	J	B	1	6020
7439-97-6	Mercury	0.20	0.20	0.12	ug/L	U		1	7470A

1A-IN
INORGANIC ANALYSIS DATA SHEET
METALS - DISSOLVED

Client Sample ID: MSA-SW43D-061014 Lab Sample ID: 240-38336-28

Lab Name: TestAmerica Canton Job No.: 240-38336-1

SDG ID.:

Matrix: Water Date Sampled: 06/10/2014 12:39

Reporting Basis: WET Date Received: 06/11/2014 09:30

CAS No.	Analyte	Result	RL	MDL	Units	C	Q	DIL	Method
7440-36-0	Antimony	0.30	2.0	0.11	ug/L	J		1	6020
7440-38-2	Arsenic	1.2	5.0	0.063	ug/L	J	B	1	6020
7440-39-3	Barium	10	5.0	0.32	ug/L		B	1	6020
7440-41-7	Beryllium	0.074	1.0	0.031	ug/L	J		1	6020
7440-43-9	Cadmium	0.082	1.0	0.026	ug/L	J		1	6020
7440-47-3	Chromium	0.29	2.0	0.13	ug/L	J		1	6020
7440-48-4	Cobalt	0.059	1.0	0.020	ug/L	J		1	6020
7440-50-8	Copper	6.4	2.0	0.24	ug/L		B	1	6020
7439-92-1	Lead	1.0	1.0	0.14	ug/L	U		1	6020
7439-98-7	Molybdenum	1.2	10	0.81	ug/L	J		1	6020
7440-02-0	Nickel	0.79	2.0	0.088	ug/L	J		1	6020
7782-49-2	Selenium	0.63	5.0	0.34	ug/L	J		1	6020
7440-22-4	Silver	1.0	1.0	0.0083	ug/L	U		1	6020
7440-28-0	Thallium	2.0	2.0	0.40	ug/L	U		1	6020
7440-62-2	Vanadium	0.33	5.0	0.15	ug/L	J		1	6020
7440-66-6	Zinc	4.0	20	2.1	ug/L	J	B	1	6020
7440-33-7	Tungsten	0.21	10	0.017	ug/L	J	B	1	6020
7439-97-6	Mercury	0.20	0.20	0.12	ug/L	U		1	7470A

1A-IN
INORGANIC ANALYSIS DATA SHEET
METALS - DISSOLVED

Client Sample ID: MSA-SW44A-061014 Lab Sample ID: 240-38336-29

Lab Name: TestAmerica Canton Job No.: 240-38336-1

SDG ID.:

Matrix: Water Date Sampled: 06/10/2014 12:10

Reporting Basis: WET Date Received: 06/11/2014 09:30

CAS No.	Analyte	Result	RL	MDL	Units	C	Q	DIL	Method
7440-36-0	Antimony	0.29	2.0	0.11	ug/L	J		1	6020
7440-38-2	Arsenic	1.1	5.0	0.063	ug/L	J	B	1	6020
7440-39-3	Barium	11	5.0	0.32	ug/L		B	1	6020
7440-41-7	Beryllium	0.070	1.0	0.031	ug/L	J		1	6020
7440-43-9	Cadmium	0.094	1.0	0.026	ug/L	J		1	6020
7440-47-3	Chromium	0.26	2.0	0.13	ug/L	J		1	6020
7440-48-4	Cobalt	0.13	1.0	0.020	ug/L	J		1	6020
7440-50-8	Copper	5.6	2.0	0.24	ug/L		B	1	6020
7439-92-1	Lead	1.0	1.0	0.14	ug/L	U		1	6020
7439-98-7	Molybdenum	1.1	10	0.81	ug/L	J		1	6020
7440-02-0	Nickel	0.87	2.0	0.088	ug/L	J		1	6020
7782-49-2	Selenium	0.55	5.0	0.34	ug/L	J		1	6020
7440-22-4	Silver	1.0	1.0	0.0083	ug/L	U		1	6020
7440-28-0	Thallium	2.0	2.0	0.40	ug/L	U		1	6020
7440-62-2	Vanadium	0.17	5.0	0.15	ug/L	J		1	6020
7440-66-6	Zinc	3.7	20	2.1	ug/L	J	B	1	6020
7440-33-7	Tungsten	0.20	10	0.017	ug/L	J	B	1	6020
7439-97-6	Mercury	0.20	0.20	0.12	ug/L	U		1	7470A

1A-IN
INORGANIC ANALYSIS DATA SHEET
METALS - DISSOLVED

Client Sample ID: MSA-SW44B-061014 Lab Sample ID: 240-38336-30

Lab Name: TestAmerica Canton Job No.: 240-38336-1

SDG ID.:

Matrix: Water Date Sampled: 06/10/2014 12:15

Reporting Basis: WET Date Received: 06/11/2014 09:30

CAS No.	Analyte	Result	RL	MDL	Units	C	Q	DIL	Method
7440-36-0	Antimony	0.27	2.0	0.11	ug/L	J		1	6020
7440-38-2	Arsenic	1.1	5.0	0.063	ug/L	J	B	1	6020
7440-39-3	Barium	9.7	5.0	0.32	ug/L		B	1	6020
7440-41-7	Beryllium	0.051	1.0	0.031	ug/L	J		1	6020
7440-43-9	Cadmium	0.11	1.0	0.026	ug/L	J		1	6020
7440-47-3	Chromium	0.33	2.0	0.13	ug/L	J		1	6020
7440-48-4	Cobalt	0.058	1.0	0.020	ug/L	J		1	6020
7440-50-8	Copper	6.1	2.0	0.24	ug/L		B	1	6020
7439-92-1	Lead	1.0	1.0	0.14	ug/L	U		1	6020
7439-98-7	Molybdenum	1.2	10	0.81	ug/L	J		1	6020
7440-02-0	Nickel	0.78	2.0	0.088	ug/L	J		1	6020
7782-49-2	Selenium	5.0	5.0	0.34	ug/L	U		1	6020
7440-22-4	Silver	1.0	1.0	0.0083	ug/L	U		1	6020
7440-28-0	Thallium	2.0	2.0	0.40	ug/L	U		1	6020
7440-62-2	Vanadium	5.0	5.0	0.15	ug/L	U		1	6020
7440-66-6	Zinc	4.7	20	2.1	ug/L	J	B	1	6020
7440-33-7	Tungsten	0.20	10	0.017	ug/L	J	B	1	6020
7439-97-6	Mercury	0.20	0.20	0.12	ug/L	U		1	7470A

1A-IN
INORGANIC ANALYSIS DATA SHEET
METALS - DISSOLVED

Client Sample ID: MSA-SW44C-061014 Lab Sample ID: 240-38336-31

Lab Name: TestAmerica Canton Job No.: 240-38336-1

SDG ID.:

Matrix: Water Date Sampled: 06/10/2014 12:20

Reporting Basis: WET Date Received: 06/11/2014 09:30

CAS No.	Analyte	Result	RL	MDL	Units	C	Q	DIL	Method
7440-36-0	Antimony	0.31	2.0	0.11	ug/L	J		1	6020
7440-38-2	Arsenic	1.2	5.0	0.063	ug/L	J	B	1	6020
7440-39-3	Barium	10	5.0	0.32	ug/L		B	1	6020
7440-41-7	Beryllium	0.058	1.0	0.031	ug/L	J		1	6020
7440-43-9	Cadmium	0.084	1.0	0.026	ug/L	J		1	6020
7440-47-3	Chromium	0.25	2.0	0.13	ug/L	J		1	6020
7440-48-4	Cobalt	0.051	1.0	0.020	ug/L	J		1	6020
7440-50-8	Copper	6.2	2.0	0.24	ug/L		B	1	6020
7439-92-1	Lead	1.0	1.0	0.14	ug/L	U		1	6020
7439-98-7	Molybdenum	1.2	10	0.81	ug/L	J		1	6020
7440-02-0	Nickel	0.77	2.0	0.088	ug/L	J		1	6020
7782-49-2	Selenium	0.52	5.0	0.34	ug/L	J		1	6020
7440-22-4	Silver	1.0	1.0	0.0083	ug/L	U		1	6020
7440-28-0	Thallium	2.0	2.0	0.40	ug/L	U		1	6020
7440-62-2	Vanadium	5.0	5.0	0.15	ug/L	U		1	6020
7440-66-6	Zinc	4.8	20	2.1	ug/L	J	B	1	6020
7440-33-7	Tungsten	0.19	10	0.017	ug/L	J	B	1	6020
7439-97-6	Mercury	0.20	0.20	0.12	ug/L	U		1	7470A

1A-IN
INORGANIC ANALYSIS DATA SHEET
METALS - DISSOLVED

Client Sample ID: MSA-SW44D-061014 Lab Sample ID: 240-38336-32

Lab Name: TestAmerica Canton Job No.: 240-38336-1

SDG ID.:

Matrix: Water Date Sampled: 06/10/2014 12:24

Reporting Basis: WET Date Received: 06/11/2014 09:30

CAS No.	Analyte	Result	RL	MDL	Units	C	Q	DIL	Method
7440-36-0	Antimony	0.29	2.0	0.11	ug/L	J		1	6020
7440-38-2	Arsenic	1.3	5.0	0.063	ug/L	J	B	1	6020
7440-39-3	Barium	11	5.0	0.32	ug/L		B	1	6020
7440-41-7	Beryllium	0.038	1.0	0.031	ug/L	J		1	6020
7440-43-9	Cadmium	0.12	1.0	0.026	ug/L	J		1	6020
7440-47-3	Chromium	0.33	2.0	0.13	ug/L	J		1	6020
7440-48-4	Cobalt	0.047	1.0	0.020	ug/L	J		1	6020
7440-50-8	Copper	7.0	2.0	0.24	ug/L		B	1	6020
7439-92-1	Lead	1.0	1.0	0.14	ug/L	U		1	6020
7439-98-7	Molybdenum	1.3	10	0.81	ug/L	J		1	6020
7440-02-0	Nickel	0.90	2.0	0.088	ug/L	J		1	6020
7782-49-2	Selenium	0.61	5.0	0.34	ug/L	J		1	6020
7440-22-4	Silver	1.0	1.0	0.0083	ug/L	U		1	6020
7440-28-0	Thallium	2.0	2.0	0.40	ug/L	U		1	6020
7440-62-2	Vanadium	0.31	5.0	0.15	ug/L	J		1	6020
7440-66-6	Zinc	6.2	20	2.1	ug/L	J	B	1	6020
7440-33-7	Tungsten	0.23	10	0.017	ug/L	J	B	1	6020
7439-97-6	Mercury	0.20	0.20	0.12	ug/L	U		1	7470A

1A-IN
INORGANIC ANALYSIS DATA SHEET
METALS - DISSOLVED

Client Sample ID: MSA-SW45A-061014 Lab Sample ID: 240-38336-33

Lab Name: TestAmerica Canton Job No.: 240-38336-1

SDG ID.:

Matrix: Water Date Sampled: 06/10/2014 11:55

Reporting Basis: WET Date Received: 06/11/2014 09:30

CAS No.	Analyte	Result	RL	MDL	Units	C	Q	DIL	Method
7440-36-0	Antimony	0.24	2.0	0.11	ug/L	J		1	6020
7440-38-2	Arsenic	1.1	5.0	0.063	ug/L	J	B	1	6020
7440-39-3	Barium	8.9	5.0	0.32	ug/L		B	1	6020
7440-41-7	Beryllium	0.041	1.0	0.031	ug/L	J		1	6020
7440-43-9	Cadmium	0.026	1.0	0.026	ug/L	J		1	6020
7440-47-3	Chromium	0.25	2.0	0.13	ug/L	J		1	6020
7440-48-4	Cobalt	0.12	1.0	0.020	ug/L	J		1	6020
7440-50-8	Copper	4.4	2.0	0.24	ug/L		B	1	6020
7439-92-1	Lead	1.0	1.0	0.14	ug/L	U		1	6020
7439-98-7	Molybdenum	1.1	10	0.81	ug/L	J		1	6020
7440-02-0	Nickel	0.70	2.0	0.088	ug/L	J		1	6020
7782-49-2	Selenium	0.40	5.0	0.34	ug/L	J		1	6020
7440-22-4	Silver	1.0	1.0	0.0083	ug/L	U		1	6020
7440-28-0	Thallium	2.0	2.0	0.40	ug/L	U		1	6020
7440-62-2	Vanadium	0.21	5.0	0.15	ug/L	J		1	6020
7440-66-6	Zinc	2.3	20	2.1	ug/L	J	B	1	6020
7440-33-7	Tungsten	0.23	10	0.017	ug/L	J	B	1	6020
7439-97-6	Mercury	0.20	0.20	0.12	ug/L	U		1	7470A

1A-IN
INORGANIC ANALYSIS DATA SHEET
METALS - DISSOLVED

Client Sample ID: MSA-SW45B-061014
Lab Sample ID: 240-38336-34
Lab Name: TestAmerica Canton
Job No.: 240-38336-1
SDG ID.:
Matrix: Water
Date Sampled: 06/10/2014 11:59
Reporting Basis: WET
Date Received: 06/11/2014 09:30

CAS No.	Analyte	Result	RL	MDL	Units	C	Q	DIL	Method
7440-36-0	Antimony	0.26	2.0	0.11	ug/L	J		1	6020
7440-38-2	Arsenic	1.0	5.0	0.063	ug/L	J	B	1	6020
7440-39-3	Barium	9.3	5.0	0.32	ug/L		B	1	6020
7440-41-7	Beryllium	0.051	1.0	0.031	ug/L	J		1	6020
7440-43-9	Cadmium	0.11	1.0	0.026	ug/L	J		1	6020
7440-47-3	Chromium	0.26	2.0	0.13	ug/L	J		1	6020
7440-48-4	Cobalt	0.043	1.0	0.020	ug/L	J		1	6020
7440-50-8	Copper	5.8	2.0	0.24	ug/L		B	1	6020
7439-92-1	Lead	1.0	1.0	0.14	ug/L	U		1	6020
7439-98-7	Molybdenum	1.1	10	0.81	ug/L	J		1	6020
7440-02-0	Nickel	0.68	2.0	0.088	ug/L	J		1	6020
7782-49-2	Selenium	0.37	5.0	0.34	ug/L	J		1	6020
7440-22-4	Silver	1.0	1.0	0.0083	ug/L	U		1	6020
7440-28-0	Thallium	2.0	2.0	0.40	ug/L	U		1	6020
7440-62-2	Vanadium	0.39	5.0	0.15	ug/L	J		1	6020
7440-66-6	Zinc	3.6	20	2.1	ug/L	J	B	1	6020
7440-33-7	Tungsten	0.20	10	0.017	ug/L	J	B	1	6020
7439-97-6	Mercury	0.20	0.20	0.12	ug/L	U		1	7470A

1A-IN
INORGANIC ANALYSIS DATA SHEET
METALS - DISSOLVED

Client Sample ID: MSA-SW45C-061014 Lab Sample ID: 240-38336-35

Lab Name: TestAmerica Canton Job No.: 240-38336-1

SDG ID.:

Matrix: Water Date Sampled: 06/10/2014 12:01

Reporting Basis: WET Date Received: 06/11/2014 09:30

CAS No.	Analyte	Result	RL	MDL	Units	C	Q	DIL	Method
7440-36-0	Antimony	0.28	2.0	0.11	ug/L	J		1	6020
7440-38-2	Arsenic	1.1	5.0	0.063	ug/L	J	B	1	6020
7440-39-3	Barium	9.7	5.0	0.32	ug/L		B	1	6020
7440-41-7	Beryllium	1.0	1.0	0.031	ug/L	U		1	6020
7440-43-9	Cadmium	0.091	1.0	0.026	ug/L	J		1	6020
7440-47-3	Chromium	0.30	2.0	0.13	ug/L	J		1	6020
7440-48-4	Cobalt	0.054	1.0	0.020	ug/L	J		1	6020
7440-50-8	Copper	5.8	2.0	0.24	ug/L		B	1	6020
7439-92-1	Lead	1.0	1.0	0.14	ug/L	U		1	6020
7439-98-7	Molybdenum	1.2	10	0.81	ug/L	J		1	6020
7440-02-0	Nickel	0.76	2.0	0.088	ug/L	J		1	6020
7782-49-2	Selenium	0.41	5.0	0.34	ug/L	J		1	6020
7440-22-4	Silver	1.0	1.0	0.0083	ug/L	U		1	6020
7440-28-0	Thallium	2.0	2.0	0.40	ug/L	U		1	6020
7440-62-2	Vanadium	0.30	5.0	0.15	ug/L	J		1	6020
7440-66-6	Zinc	4.2	20	2.1	ug/L	J	B	1	6020
7440-33-7	Tungsten	0.23	10	0.017	ug/L	J	B	1	6020
7439-97-6	Mercury	0.20	0.20	0.12	ug/L	U		1	7470A

1A-IN
INORGANIC ANALYSIS DATA SHEET
METALS - DISSOLVED

Client Sample ID: MSA-SW45D-061014
Lab Sample ID: 240-38336-36
Lab Name: TestAmerica Canton
Job No.: 240-38336-1
SDG ID.:
Matrix: Water
Date Sampled: 06/10/2014 12:04
Reporting Basis: WET
Date Received: 06/11/2014 09:30

CAS No.	Analyte	Result	RL	MDL	Units	C	Q	DIL	Method
7440-36-0	Antimony	0.27	2.0	0.11	ug/L	J		1	6020
7440-38-2	Arsenic	1.1	5.0	0.063	ug/L	J	B	1	6020
7440-39-3	Barium	10	5.0	0.32	ug/L		B	1	6020
7440-41-7	Beryllium	0.032	1.0	0.031	ug/L	J		1	6020
7440-43-9	Cadmium	0.10	1.0	0.026	ug/L	J		1	6020
7440-47-3	Chromium	0.31	2.0	0.13	ug/L	J		1	6020
7440-48-4	Cobalt	0.040	1.0	0.020	ug/L	J		1	6020
7440-50-8	Copper	6.1	2.0	0.24	ug/L		B	1	6020
7439-92-1	Lead	1.0	1.0	0.14	ug/L	U		1	6020
7439-98-7	Molybdenum	1.3	10	0.81	ug/L	J		1	6020
7440-02-0	Nickel	0.82	2.0	0.088	ug/L	J		1	6020
7782-49-2	Selenium	0.47	5.0	0.34	ug/L	J		1	6020
7440-22-4	Silver	1.0	1.0	0.0083	ug/L	U		1	6020
7440-28-0	Thallium	2.0	2.0	0.40	ug/L	U		1	6020
7440-62-2	Vanadium	0.42	5.0	0.15	ug/L	J		1	6020
7440-66-6	Zinc	5.3	20	2.1	ug/L	J	B	1	6020
7440-33-7	Tungsten	0.25	10	0.017	ug/L	J	B	1	6020
7439-97-6	Mercury	0.20	0.20	0.12	ug/L	U		1	7470A

1A-IN
INORGANIC ANALYSIS DATA SHEET
METALS - DISSOLVED

Client Sample ID: MSA-SW37A-061014 Lab Sample ID: 240-38336-1

Lab Name: TestAmerica Canton Job No.: 240-38336-1

SDG ID.:

Matrix: Water Date Sampled: 06/10/2014 13:43

Reporting Basis: WET Date Received: 06/11/2014 09:30

CAS No.	Analyte	Result	RL		Units	C	Q	DIL	Method
	Hardness as calcium carbonate	170	33		mg/L			1	SM 2340B
	Calcium hardness as calcium carbonate	56	12		mg/L			1	SM 2340B
	Magnesium hardness as calcium carbonate	120	21		mg/L			1	SM 2340B

1A-IN
INORGANIC ANALYSIS DATA SHEET
METALS - DISSOLVED

Client Sample ID: MSA-SW37B-061014 Lab Sample ID: 240-38336-2

Lab Name: TestAmerica Canton Job No.: 240-38336-1

SDG ID.:

Matrix: Water Date Sampled: 06/10/2014 13:46

Reporting Basis: WET Date Received: 06/11/2014 09:30

CAS No.	Analyte	Result	RL		Units	C	Q	DIL	Method
	Hardness as calcium carbonate	160	33		mg/L			1	SM 2340B
	Calcium hardness as calcium carbonate	53	12		mg/L			1	SM 2340B
	Magnesium hardness as calcium carbonate	110	21		mg/L			1	SM 2340B

1A-IN
INORGANIC ANALYSIS DATA SHEET
METALS - DISSOLVED

Client Sample ID: MSA-SW37C-061014 Lab Sample ID: 240-38336-3

Lab Name: TestAmerica Canton Job No.: 240-38336-1

SDG ID.:

Matrix: Water Date Sampled: 06/10/2014 13:49

Reporting Basis: WET Date Received: 06/11/2014 09:30

CAS No.	Analyte	Result	RL		Units	C	Q	DIL	Method
	Hardness as calcium carbonate	170	33		mg/L			1	SM 2340B
	Calcium hardness as calcium carbonate	54	12		mg/L			1	SM 2340B
	Magnesium hardness as calcium carbonate	110	21		mg/L			1	SM 2340B

1A-IN
INORGANIC ANALYSIS DATA SHEET
METALS - DISSOLVED

Client Sample ID: MSA-SW37D-061014 Lab Sample ID: 240-38336-4

Lab Name: TestAmerica Canton Job No.: 240-38336-1

SDG ID.:

Matrix: Water Date Sampled: 06/10/2014 13:52

Reporting Basis: WET Date Received: 06/11/2014 09:30

CAS No.	Analyte	Result	RL		Units	C	Q	DIL	Method
	Hardness as calcium carbonate	170	33		mg/L			1	SM 2340B
	Calcium hardness as calcium carbonate	56	12		mg/L			1	SM 2340B
	Magnesium hardness as calcium carbonate	120	21		mg/L			1	SM 2340B

1A-IN
INORGANIC ANALYSIS DATA SHEET
METALS - DISSOLVED

Client Sample ID: MSA-SW38A-061014 Lab Sample ID: 240-38336-5

Lab Name: TestAmerica Canton Job No.: 240-38336-1

SDG ID.:

Matrix: Water Date Sampled: 06/10/2014 12:59

Reporting Basis: WET Date Received: 06/11/2014 09:30

CAS No.	Analyte	Result	RL		Units	C	Q	DIL	Method
	Hardness as calcium carbonate	180	33		mg/L			1	SM 2340B
	Calcium hardness as calcium carbonate	59	12		mg/L			1	SM 2340B
	Magnesium hardness as calcium carbonate	120	21		mg/L			1	SM 2340B

1A-IN
INORGANIC ANALYSIS DATA SHEET
METALS - DISSOLVED

Client Sample ID: MSA-SW38B-061014 Lab Sample ID: 240-38336-6

Lab Name: TestAmerica Canton Job No.: 240-38336-1

SDG ID.:

Matrix: Water Date Sampled: 06/10/2014 13:01

Reporting Basis: WET Date Received: 06/11/2014 09:30

CAS No.	Analyte	Result	RL		Units	C	Q	DIL	Method
	Hardness as calcium carbonate	170	33		mg/L			1	SM 2340B
	Calcium hardness as calcium carbonate	55	12		mg/L			1	SM 2340B
	Magnesium hardness as calcium carbonate	110	21		mg/L			1	SM 2340B

1A-IN
INORGANIC ANALYSIS DATA SHEET
METALS - DISSOLVED

Client Sample ID: MSA-SW38C-061014 Lab Sample ID: 240-38336-7

Lab Name: TestAmerica Canton Job No.: 240-38336-1

SDG ID.:

Matrix: Water Date Sampled: 06/10/2014 13:05

Reporting Basis: WET Date Received: 06/11/2014 09:30

CAS No.	Analyte	Result	RL		Units	C	Q	DIL	Method
	Hardness as calcium carbonate	180	33		mg/L			1	SM 2340B
	Calcium hardness as calcium carbonate	57	12		mg/L			1	SM 2340B
	Magnesium hardness as calcium carbonate	120	21		mg/L			1	SM 2340B

1A-IN
INORGANIC ANALYSIS DATA SHEET
METALS - DISSOLVED

Client Sample ID: MSA-SW38D-061014 Lab Sample ID: 240-38336-8

Lab Name: TestAmerica Canton Job No.: 240-38336-1

SDG ID.:

Matrix: Water Date Sampled: 06/10/2014 13:08

Reporting Basis: WET Date Received: 06/11/2014 09:30

CAS No.	Analyte	Result	RL		Units	C	Q	DIL	Method
	Hardness as calcium carbonate	170	33		mg/L			1	SM 2340B
	Calcium hardness as calcium carbonate	56	12		mg/L			1	SM 2340B
	Magnesium hardness as calcium carbonate	120	21		mg/L			1	SM 2340B

1A-IN
INORGANIC ANALYSIS DATA SHEET
METALS - DISSOLVED

Client Sample ID: MSA-SW39A-061014 Lab Sample ID: 240-38336-9

Lab Name: TestAmerica Canton Job No.: 240-38336-1

SDG ID.:

Matrix: Water Date Sampled: 06/10/2014 11:00

Reporting Basis: WET Date Received: 06/11/2014 09:30

CAS No.	Analyte	Result	RL		Units	C	Q	DIL	Method
	Hardness as calcium carbonate	170	33		mg/L			1	SM 2340B
	Calcium hardness as calcium carbonate	56	12		mg/L			1	SM 2340B
	Magnesium hardness as calcium carbonate	120	21		mg/L			1	SM 2340B

1A-IN
INORGANIC ANALYSIS DATA SHEET
METALS - DISSOLVED

Client Sample ID: MSA-SW39B-061014 Lab Sample ID: 240-38336-10

Lab Name: TestAmerica Canton Job No.: 240-38336-1

SDG ID.:

Matrix: Water Date Sampled: 06/10/2014 11:05

Reporting Basis: WET Date Received: 06/11/2014 09:30

CAS No.	Analyte	Result	RL		Units	C	Q	DIL	Method
	Hardness as calcium carbonate	170	33		mg/L			1	SM 2340B
	Calcium hardness as calcium carbonate	56	12		mg/L			1	SM 2340B
	Magnesium hardness as calcium carbonate	120	21		mg/L			1	SM 2340B

1A-IN
INORGANIC ANALYSIS DATA SHEET
METALS - DISSOLVED

Client Sample ID: MSA-SW39C-061014 Lab Sample ID: 240-38336-11

Lab Name: TestAmerica Canton Job No.: 240-38336-1

SDG ID.:

Matrix: Water Date Sampled: 06/10/2014 11:13

Reporting Basis: WET Date Received: 06/11/2014 09:30

CAS No.	Analyte	Result	RL		Units	C	Q	DIL	Method
	Hardness as calcium carbonate	170	33		mg/L			1	SM 2340B
	Calcium hardness as calcium carbonate	54	12		mg/L			1	SM 2340B
	Magnesium hardness as calcium carbonate	110	21		mg/L			1	SM 2340B

1A-IN
INORGANIC ANALYSIS DATA SHEET
METALS - DISSOLVED

Client Sample ID: MSA-SW39D-061014 Lab Sample ID: 240-38336-12

Lab Name: TestAmerica Canton Job No.: 240-38336-1

SDG ID.:

Matrix: Water Date Sampled: 06/10/2014 11:17

Reporting Basis: WET Date Received: 06/11/2014 09:30

CAS No.	Analyte	Result	RL		Units	C	Q	DIL	Method
	Hardness as calcium carbonate	170	33		mg/L			1	SM 2340B
	Calcium hardness as calcium carbonate	55	12		mg/L			1	SM 2340B
	Magnesium hardness as calcium carbonate	120	21		mg/L			1	SM 2340B

1A-IN
INORGANIC ANALYSIS DATA SHEET
METALS - DISSOLVED

Client Sample ID: MSA-SW40A-061014 Lab Sample ID: 240-38336-13

Lab Name: TestAmerica Canton Job No.: 240-38336-1

SDG ID.:

Matrix: Water Date Sampled: 06/10/2014 13:12

Reporting Basis: WET Date Received: 06/11/2014 09:30

CAS No.	Analyte	Result	RL		Units	C	Q	DIL	Method
	Hardness as calcium carbonate	150	33		mg/L			1	SM 2340B
	Calcium hardness as calcium carbonate	49	12		mg/L			1	SM 2340B
	Magnesium hardness as calcium carbonate	100	21		mg/L			1	SM 2340B

1A-IN
INORGANIC ANALYSIS DATA SHEET
METALS - DISSOLVED

Client Sample ID: MSA-SW40B-061014 Lab Sample ID: 240-38336-14

Lab Name: TestAmerica Canton Job No.: 240-38336-1

SDG ID.:

Matrix: Water Date Sampled: 06/10/2014 13:15

Reporting Basis: WET Date Received: 06/11/2014 09:30

CAS No.	Analyte	Result	RL		Units	C	Q	DIL	Method
	Hardness as calcium carbonate	170	33		mg/L			1	SM 2340B
	Calcium hardness as calcium carbonate	56	12		mg/L			1	SM 2340B
	Magnesium hardness as calcium carbonate	120	21		mg/L			1	SM 2340B

1A-IN
INORGANIC ANALYSIS DATA SHEET
METALS - DISSOLVED

Client Sample ID: MSA-SW40C-061014 Lab Sample ID: 240-38336-15

Lab Name: TestAmerica Canton Job No.: 240-38336-1

SDG ID.:

Matrix: Water Date Sampled: 06/10/2014 13:19

Reporting Basis: WET Date Received: 06/11/2014 09:30

CAS No.	Analyte	Result	RL		Units	C	Q	DIL	Method
	Hardness as calcium carbonate	170	33		mg/L			1	SM 2340B
	Calcium hardness as calcium carbonate	55	12		mg/L			1	SM 2340B
	Magnesium hardness as calcium carbonate	120	21		mg/L			1	SM 2340B

1A-IN
INORGANIC ANALYSIS DATA SHEET
METALS - DISSOLVED

Client Sample ID: MSA-SW40D-061014 Lab Sample ID: 240-38336-16

Lab Name: TestAmerica Canton Job No.: 240-38336-1

SDG ID.:

Matrix: Water Date Sampled: 06/10/2014 13:24

Reporting Basis: WET Date Received: 06/11/2014 09:30

CAS No.	Analyte	Result	RL		Units	C	Q	DIL	Method
	Hardness as calcium carbonate	170	33		mg/L			1	SM 2340B
	Calcium hardness as calcium carbonate	55	12		mg/L			1	SM 2340B
	Magnesium hardness as calcium carbonate	120	21		mg/L			1	SM 2340B

1A-IN
INORGANIC ANALYSIS DATA SHEET
METALS - DISSOLVED

Client Sample ID: MSA-SW41A-061014 Lab Sample ID: 240-38336-17

Lab Name: TestAmerica Canton Job No.: 240-38336-1

SDG ID.:

Matrix: Water Date Sampled: 06/10/2014 12:44

Reporting Basis: WET Date Received: 06/11/2014 09:30

CAS No.	Analyte	Result	RL		Units	C	Q	DIL	Method
	Hardness as calcium carbonate	180	33		mg/L			1	SM 2340B
	Calcium hardness as calcium carbonate	58	12		mg/L			1	SM 2340B
	Magnesium hardness as calcium carbonate	120	21		mg/L			1	SM 2340B

1A-IN
INORGANIC ANALYSIS DATA SHEET
METALS - DISSOLVED

Client Sample ID: MSA-SW41B-061014
Lab Sample ID: 240-38336-18
Lab Name: TestAmerica Canton
Job No.: 240-38336-1
SDG ID.:
Matrix: Water
Date Sampled: 06/10/2014 12:48
Reporting Basis: WET
Date Received: 06/11/2014 09:30

CAS No.	Analyte	Result	RL		Units	C	Q	DIL	Method
	Hardness as calcium carbonate	170	33		mg/L			1	SM 2340B
	Calcium hardness as calcium carbonate	56	12		mg/L			1	SM 2340B
	Magnesium hardness as calcium carbonate	120	21		mg/L			1	SM 2340B

1A-IN
INORGANIC ANALYSIS DATA SHEET
METALS - DISSOLVED

Client Sample ID: MSA-SW41C-061014 Lab Sample ID: 240-38336-19

Lab Name: TestAmerica Canton Job No.: 240-38336-1

SDG ID.:

Matrix: Water Date Sampled: 06/10/2014 12:50

Reporting Basis: WET Date Received: 06/11/2014 09:30

CAS No.	Analyte	Result	RL		Units	C	Q	DIL	Method
	Hardness as calcium carbonate	170	33		mg/L			1	SM 2340B
	Calcium hardness as calcium carbonate	55	12		mg/L			1	SM 2340B
	Magnesium hardness as calcium carbonate	110	21		mg/L			1	SM 2340B

1A-IN
INORGANIC ANALYSIS DATA SHEET
METALS - DISSOLVED

Client Sample ID: MSA-SW41D-061014 Lab Sample ID: 240-38336-20

Lab Name: TestAmerica Canton Job No.: 240-38336-1

SDG ID.:

Matrix: Water Date Sampled: 06/10/2014 12:53

Reporting Basis: WET Date Received: 06/11/2014 09:30

CAS No.	Analyte	Result	RL		Units	C	Q	DIL	Method
	Hardness as calcium carbonate	170	33		mg/L			1	SM 2340B
	Calcium hardness as calcium carbonate	56	12		mg/L			1	SM 2340B
	Magnesium hardness as calcium carbonate	120	21		mg/L			1	SM 2340B

1A-IN
INORGANIC ANALYSIS DATA SHEET
METALS - DISSOLVED

Client Sample ID: MSA-SW42A-061014 Lab Sample ID: 240-38336-21

Lab Name: TestAmerica Canton Job No.: 240-38336-1

SDG ID.:

Matrix: Water Date Sampled: 06/10/2014 13:28

Reporting Basis: WET Date Received: 06/11/2014 09:30

CAS No.	Analyte	Result	RL		Units	C	Q	DIL	Method
	Hardness as calcium carbonate	160	33		mg/L			1	SM 2340B
	Calcium hardness as calcium carbonate	50	12		mg/L			1	SM 2340B
	Magnesium hardness as calcium carbonate	110	21		mg/L			1	SM 2340B

1A-IN
INORGANIC ANALYSIS DATA SHEET
METALS - DISSOLVED

Client Sample ID: MSA-SW42B-061014 Lab Sample ID: 240-38336-22

Lab Name: TestAmerica Canton Job No.: 240-38336-1

SDG ID.:

Matrix: Water Date Sampled: 06/10/2014 13:32

Reporting Basis: WET Date Received: 06/11/2014 09:30

CAS No.	Analyte	Result	RL		Units	C	Q	DIL	Method
	Hardness as calcium carbonate	160	33		mg/L			1	SM 2340B
	Calcium hardness as calcium carbonate	54	12		mg/L			1	SM 2340B
	Magnesium hardness as calcium carbonate	110	21		mg/L			1	SM 2340B

1A-IN
INORGANIC ANALYSIS DATA SHEET
METALS - DISSOLVED

Client Sample ID: MSA-SW42C-061014 Lab Sample ID: 240-38336-23

Lab Name: TestAmerica Canton Job No.: 240-38336-1

SDG ID.:

Matrix: Water Date Sampled: 06/10/2014 13:35

Reporting Basis: WET Date Received: 06/11/2014 09:30

CAS No.	Analyte	Result	RL		Units	C	Q	DIL	Method
	Hardness as calcium carbonate	170	33		mg/L			1	SM 2340B
	Calcium hardness as calcium carbonate	54	12		mg/L			1	SM 2340B
	Magnesium hardness as calcium carbonate	110	21		mg/L			1	SM 2340B

1A-IN
INORGANIC ANALYSIS DATA SHEET
METALS - DISSOLVED

Client Sample ID: MSA-SW42D-061014 Lab Sample ID: 240-38336-24

Lab Name: TestAmerica Canton Job No.: 240-38336-1

SDG ID.:

Matrix: Water Date Sampled: 06/10/2014 13:38

Reporting Basis: WET Date Received: 06/11/2014 09:30

CAS No.	Analyte	Result	RL		Units	C	Q	DIL	Method
	Hardness as calcium carbonate	170	33		mg/L			1	SM 2340B
	Calcium hardness as calcium carbonate	55	12		mg/L			1	SM 2340B
	Magnesium hardness as calcium carbonate	120	21		mg/L			1	SM 2340B

1A-IN
INORGANIC ANALYSIS DATA SHEET
METALS - DISSOLVED

Client Sample ID: MSA-SW43A-061014 Lab Sample ID: 240-38336-25

Lab Name: TestAmerica Canton Job No.: 240-38336-1

SDG ID.:

Matrix: Water Date Sampled: 06/10/2014 12:29

Reporting Basis: WET Date Received: 06/11/2014 09:30

CAS No.	Analyte	Result	RL		Units	C	Q	DIL	Method
	Hardness as calcium carbonate	160	33		mg/L			1	SM 2340B
	Calcium hardness as calcium carbonate	53	12		mg/L			1	SM 2340B
	Magnesium hardness as calcium carbonate	110	21		mg/L			1	SM 2340B

1A-IN
INORGANIC ANALYSIS DATA SHEET
METALS - DISSOLVED

Client Sample ID: MSA-SW43B-061014 Lab Sample ID: 240-38336-26

Lab Name: TestAmerica Canton Job No.: 240-38336-1

SDG ID.:

Matrix: Water Date Sampled: 06/10/2014 12:33

Reporting Basis: WET Date Received: 06/11/2014 09:30

CAS No.	Analyte	Result	RL		Units	C	Q	DIL	Method
	Hardness as calcium carbonate	160	33		mg/L			1	SM 2340B
	Calcium hardness as calcium carbonate	51	12		mg/L			1	SM 2340B
	Magnesium hardness as calcium carbonate	110	21		mg/L			1	SM 2340B

1A-IN
INORGANIC ANALYSIS DATA SHEET
METALS - DISSOLVED

Client Sample ID: MSA-SW43C-061014
Lab Sample ID: 240-38336-27
Lab Name: TestAmerica Canton
Job No.: 240-38336-1
SDG ID.:
Matrix: Water
Date Sampled: 06/10/2014 12:36
Reporting Basis: WET
Date Received: 06/11/2014 09:30

CAS No.	Analyte	Result	RL		Units	C	Q	DIL	Method
	Hardness as calcium carbonate	170	33		mg/L			1	SM 2340B
	Calcium hardness as calcium carbonate	55	12		mg/L			1	SM 2340B
	Magnesium hardness as calcium carbonate	120	21		mg/L			1	SM 2340B

1A-IN
INORGANIC ANALYSIS DATA SHEET
METALS - DISSOLVED

Client Sample ID: MSA-SW43D-061014 Lab Sample ID: 240-38336-28

Lab Name: TestAmerica Canton Job No.: 240-38336-1

SDG ID.:

Matrix: Water Date Sampled: 06/10/2014 12:39

Reporting Basis: WET Date Received: 06/11/2014 09:30

CAS No.	Analyte	Result	RL		Units	C	Q	DIL	Method
	Hardness as calcium carbonate	170	33		mg/L			1	SM 2340B
	Calcium hardness as calcium carbonate	55	12		mg/L			1	SM 2340B
	Magnesium hardness as calcium carbonate	120	21		mg/L			1	SM 2340B

1A-IN
INORGANIC ANALYSIS DATA SHEET
METALS - DISSOLVED

Client Sample ID: MSA-SW44A-061014 Lab Sample ID: 240-38336-29

Lab Name: TestAmerica Canton Job No.: 240-38336-1

SDG ID.:

Matrix: Water Date Sampled: 06/10/2014 12:10

Reporting Basis: WET Date Received: 06/11/2014 09:30

CAS No.	Analyte	Result	RL		Units	C	Q	DIL	Method
	Hardness as calcium carbonate	170	33		mg/L			1	SM 2340B
	Calcium hardness as calcium carbonate	54	12		mg/L			1	SM 2340B
	Magnesium hardness as calcium carbonate	110	21		mg/L			1	SM 2340B

1A-IN
INORGANIC ANALYSIS DATA SHEET
METALS - DISSOLVED

Client Sample ID: MSA-SW44B-061014 Lab Sample ID: 240-38336-30

Lab Name: TestAmerica Canton Job No.: 240-38336-1

SDG ID.:

Matrix: Water Date Sampled: 06/10/2014 12:15

Reporting Basis: WET Date Received: 06/11/2014 09:30

CAS No.	Analyte	Result	RL		Units	C	Q	DIL	Method
	Hardness as calcium carbonate	160	33		mg/L			1	SM 2340B
	Calcium hardness as calcium carbonate	52	12		mg/L			1	SM 2340B
	Magnesium hardness as calcium carbonate	110	21		mg/L			1	SM 2340B

1A-IN
INORGANIC ANALYSIS DATA SHEET
METALS - DISSOLVED

Client Sample ID: MSA-SW44C-061014 Lab Sample ID: 240-38336-31

Lab Name: TestAmerica Canton Job No.: 240-38336-1

SDG ID.:

Matrix: Water Date Sampled: 06/10/2014 12:20

Reporting Basis: WET Date Received: 06/11/2014 09:30

CAS No.	Analyte	Result	RL		Units	C	Q	DIL	Method
	Hardness as calcium carbonate	160	33		mg/L			1	SM 2340B
	Calcium hardness as calcium carbonate	52	12		mg/L			1	SM 2340B
	Magnesium hardness as calcium carbonate	110	21		mg/L			1	SM 2340B

1A-IN
INORGANIC ANALYSIS DATA SHEET
METALS - DISSOLVED

Client Sample ID: MSA-SW44D-061014 Lab Sample ID: 240-38336-32

Lab Name: TestAmerica Canton Job No.: 240-38336-1

SDG ID.:

Matrix: Water Date Sampled: 06/10/2014 12:24

Reporting Basis: WET Date Received: 06/11/2014 09:30

CAS No.	Analyte	Result	RL		Units	C	Q	DIL	Method
	Hardness as calcium carbonate	180	33		mg/L			1	SM 2340B
	Calcium hardness as calcium carbonate	57	12		mg/L			1	SM 2340B
	Magnesium hardness as calcium carbonate	120	21		mg/L			1	SM 2340B

1A-IN
INORGANIC ANALYSIS DATA SHEET
METALS - DISSOLVED

Client Sample ID: MSA-SW45A-061014 Lab Sample ID: 240-38336-33

Lab Name: TestAmerica Canton Job No.: 240-38336-1

SDG ID.:

Matrix: Water Date Sampled: 06/10/2014 11:55

Reporting Basis: WET Date Received: 06/11/2014 09:30

CAS No.	Analyte	Result	RL		Units	C	Q	DIL	Method
	Hardness as calcium carbonate	160	33		mg/L			1	SM 2340B
	Calcium hardness as calcium carbonate	50	12		mg/L			1	SM 2340B
	Magnesium hardness as calcium carbonate	110	21		mg/L			1	SM 2340B

1A-IN
INORGANIC ANALYSIS DATA SHEET
METALS - DISSOLVED

Client Sample ID: MSA-SW45B-061014 Lab Sample ID: 240-38336-34

Lab Name: TestAmerica Canton Job No.: 240-38336-1

SDG ID.:

Matrix: Water Date Sampled: 06/10/2014 11:59

Reporting Basis: WET Date Received: 06/11/2014 09:30

CAS No.	Analyte	Result	RL		Units	C	Q	DIL	Method
	Hardness as calcium carbonate	160	33		mg/L			1	SM 2340B
	Calcium hardness as calcium carbonate	50	12		mg/L			1	SM 2340B
	Magnesium hardness as calcium carbonate	110	21		mg/L			1	SM 2340B

1A-IN
INORGANIC ANALYSIS DATA SHEET
METALS - DISSOLVED

Client Sample ID: MSA-SW45C-061014 Lab Sample ID: 240-38336-35

Lab Name: TestAmerica Canton Job No.: 240-38336-1

SDG ID.:

Matrix: Water Date Sampled: 06/10/2014 12:01

Reporting Basis: WET Date Received: 06/11/2014 09:30

CAS No.	Analyte	Result	RL		Units	C	Q	DIL	Method
	Hardness as calcium carbonate	160	33		mg/L			1	SM 2340B
	Calcium hardness as calcium carbonate	52	12		mg/L			1	SM 2340B
	Magnesium hardness as calcium carbonate	110	21		mg/L			1	SM 2340B

1A-IN
INORGANIC ANALYSIS DATA SHEET
METALS - DISSOLVED

Client Sample ID: MSA-SW45D-061014
Lab Sample ID: 240-38336-36
Lab Name: TestAmerica Canton
Job No.: 240-38336-1
SDG ID.:
Matrix: Water
Date Sampled: 06/10/2014 12:04
Reporting Basis: WET
Date Received: 06/11/2014 09:30

CAS No.	Analyte	Result	RL		Units	C	Q	DIL	Method
	Hardness as calcium carbonate	170	33		mg/L			1	SM 2340B
	Calcium hardness as calcium carbonate	55	12		mg/L			1	SM 2340B
	Magnesium hardness as calcium carbonate	120	21		mg/L			1	SM 2340B

Appendix C

Support Documentation

North Canton
4101 Shuffel Street, N. W.

North Canton, OH 44720
phone 330.497.9396 fax 330.497.0772

12.4, 1.8

Chain of Custody Record

TestAmerica
THE LEADER IN ENVIRONMENTAL TESTING

TestAmerica Laboratories, Inc.

Client Contact	Project Manager: Tony Apanavage	Site Contact: Tony Apanavage	Date: 6/10/2014	COC No:
Tetra Tech	Tel/Fax: 301-233-8230 (cell)	Lab Contact: John McFadden	Carrier: Fedex	1 of 4 COCs
20251 Century Blvd, Suite 200	Analysis Turnaround Time			Job No. 112IC06183
Germantown, MD 20874	Calendar (C) or Work Days (W) _____			
(301) 528-3021 Phone	TAT if different from Below: 3 DAYS			SDG No.
(301) 528-3000 FAX	☐ 2 weeks			
Project Name: MSA Surface Water Sampling	☐ 1 week			Sampler:
Site: MSA Frog Mortar Creek	☐ 2 days			
P O #	☐ 1 day			

Sample Identification	Sample Date	Sample Time	Sample Type	Matrix	# of Cont.	Filtered Sample	VOCs	Dissolved Metals	Hardness	Sample Specific Notes:
MSA-SW37A-061014	6/10/2014	1343	SW	Water	4	x	x	x	x	
MSA-SW37B-061014	6/10/2014	1346	SW	Water	4	x	x	x	x	
MSA-SW37C-061014	6/10/2014	1349	SW	Water	4	x	x	x	x	
MSA-SW37D-061014	6/10/2014	1352	SW	Water	4	x	x	x	x	
MSA-SW38A-061014	6/10/2014	1259	SW	Water	4	x	x	x	x	
MSA-SW38B-061014	6/10/2014	1301	SW	Water	4	x	x	x	x	
MSA-SW38C-061014	6/10/2014	1305	SW	Water	4	x	x	x	x	
MSA-SW38D-061014	6/10/2014	1308	SW	Water	4	x	x	x	x	
MSA-SW39A-061014	6/10/2014	1100	SW	Water	4	x	x	x	x	
MSA-SW39B-061014	6/10/2014	1105	SW	Water	4	x	x	x	x	
MSA-SW39C-061014	6/10/2014	1113	SW	Water	4	x	x	x	x	
MSA-SW39D-061014	6/10/2014	1117	SW	Water	4	x	x	x	x	

Preservation Used: 1= Ice, 2= HCl; 3= H2SO4; 4=HNO3; 5=NaOH; 6= Other _____

Possible Hazard Identification
☑ *Non-Hazard* ☐ *Flammable* ☐ *Skin Irritant* *Poison B* ☐ *Unknown* ☐

Sample Disposal (A fee may be assessed if samples are retained longer than 1 month)
☐ *Return To Client* ☑ *Disposal By Lab* ☐ *Archive For* _____ *Months*

Special Instructions/QC Requirements & Comments: **DISSOLVED METALS FILTERED IN FIELD**

Relinquished by:	Company:	Date/Time:	Received by:	Company:	Date/Time:
	Tetra Tech	6/10/14 1850		TA	6-11-14 950
Relinquished by:	Company:	Date/Time:	Received by:	Company:	Date/Time:
Relinquished by:	Company:	Date/Time:	Received by:	Company:	Date/Time:

Form No. CA-C-WI-002, Rev. 2, dated 03/06/2012

North Canton
4101 Shuffel Street, N. W.

North Canton, OH 44720
phone 330.497.9396 fax 330.497.0772

Chain of Custody Record

TestAmerica
THE LEADER IN ENVIRONMENTAL TESTING

TestAmerica Laboratories, Inc.

Client Contact	Project Manager: Tony Apanavage	Site Contact: Tony Apanavage	Date: 6/10/2014	COC No:
Tetra Tech	Tel/Fax: 301-233-8230 (cell)	Lab Contact: Pat Omeara	Carrier: Fedex	2 of 4 COCs
20251 Century Blvd, Suite 200	Analysis Turnaround Time			Job No. 112IL06183
Germantown, MD 20874	Calendar (C) or Work Days (W)			
(301) 528-3021 Phone	TAT if different from Below 3 DAYS			SDG No.
(301) 528-3000 FAX	☐ 2 weeks			
Project Name: MSA Surface Water Sampling	☐ 1 week			Sampler:
Site: MSA Frog Mortar Creek	☐ 2 days			
P O #	☐ 1 day			

Sample Identification	Sample Date	Sample Time	Sample Type	Matrix	# of Cont.	Filtered Sample	VOCs	Dissolved Metals	Hardness	Sample Specific Notes:
MSA-SW40A-061014	6/10/2014	1312	SW	Water	4	x	x	x	x	
MSA-SW40B-061014	6/10/2014	1315	SW	Water	4	x	x	x	x	
MSA-SW40C-061014	6/10/2014	1319	SW	Water	4	x	x	x	x	
MSA-SW40D-061014	6/10/2014	1324	SW	Water	4	x	x	x	x	
MSA-SW41A-061014	6/10/2014	1244	SW	Water	4	x	x	x	x	
MSA-SW41B-061014	6/10/2014	1248	SW	Water	4	x	x	x	x	
MSA-SW41C-061014	6/10/2014	1250	SW	Water	4	x	x	x	x	
MSA-SW41D-061014	6/10/2014	1253	SW	Water	4	x	x	x	x	
MSA-SW42A-061014	6/10/2014	1328	SW	Water	4	x	x	x	x	
MSA-SW42B-061014	6/10/2014	1332	SW	Water	4	x	x	x	x	
MSA-SW42C-061014	6/10/2014	1335	SW	Water	4	x	x	x	x	
MSA-SW42D-061014	6/10/2014	1338	SW	Water	4	x	x	x	x	

Preservation Used: 1=Ice, 2= HCl; 3= H_2SO_4; 4=HNO_3; 5=NaOH; 6= Other _____

Possible Hazard Identification
☑ *Non-Hazard* ☐ *Flammable* ☐ *Skin Irritant* *Poison B* ☐ *Unknown* ☐

Sample Disposal (A fee may be assessed if samples are retained longer than 1 month)
☐ *Return To Client* ☑ *Disposal By Lab* ☐ *Archive For _____ Months*

Special Instructions/QC Requirements & Comments: **DISSOLVED METALS FILTERED IN FIELD**

Relinquished by:	Company:	Date/Time:	Received by:	Company:	Date/Time:
	Tetra Tech	6/10/14 1830		TA	6-11-14 930
Relinquished by:	Company:	Date/Time:	Received by:	Company:	Date/Time:
Relinquished by:	Company:	Date/Time:	Received by:	Company:	Date/Time:

Form No. CA-C-WI-002, Rev. 2, dated 03/06/2012

North Canton
4101 Shuffel Street, N. W.

North Canton, OH 44720
phone 330.497.9396 fax 330.497.0772

Chain of Custody Record

TestAmerica
THE LEADER IN ENVIRONMENTAL TESTING

TestAmerica Laboratories, Inc.

Client Contact	Project Manager: Tony Apanavage	Site Contact: Tony Apanavage	Date: 6/10/2014	COC No:
Tetra Tech	Tel/Fax: 301-233-8230 (cell)	Lab Contact: Pat Omeara	Carrier: Fedex	3 of 4 COCs
20251 Century Blvd, Suite 200	**Analysis Turnaround Time**			Job No. 112IC06183
Germantown, MD 20874	Calendar (C) or Work Days (W)			
(301) 528-3021 Phone	TAT if different from Below: 3 DAYS			SDG No.
(301) 528-3000 FAX	☐ 2 weeks			
Project Name: MSA Surface Water Sampling	☐ 1 week			Sampler:
Site: MSA Frog Mortar Creek	☐ 2 days			
P O #	☐ 1 day			

Sample Identification	Sample Date	Sample Time	Sample Type	Matrix	# of Cont.	Filtered Sample	VOCs	Dissolved Metals	Hardness	Sample Specific Notes:
MSA-SW43A-061014	6/10/2014	1229	SW	Water	4	x	x	x	x	
MSA-SW43B-061014	6/10/2014	1233	SW	Water	4	x	x	x	x	
MSA-SW43C-061014	6/10/2014	1236	SW	Water	4	x	x	x	x	
MSA-SW43D-061014	6/10/2014	1239	SW	Water	4	x	x	x	x	
MSA-SW44A-061014	6/10/2014	1210	SW	Water	4	x	x	x	x	
MSA-SW44B-061014	6/10/2014	1215	SW	Water	4	x	x	x	x	
MSA-SW44C-061014	6/10/2014	1220	SW	Water	4	x	x	x	x	
MSA-SW44D-061014	6/10/2014	1224	SW	Water	4	x	x	x	x	
MSA-SW45A-061014	6/10/2014	1155	SW	Water	4	x	x	x	x	
MSA-SW45B-061014	6/10/2014	1159	SW	Water	4	x	x	x	x	1159 TIME
MSA-SW45C-061014	6/10/2014	1201	SW	Water	4	x	x	x	x	
MSA-SW45D-061014	6/10/2014	1204	SW	Water	4	x	x	x	x	

Preservation Used: (1= Ice) 2= HCl; 3= H_2SO_4; 4=HNO_3; 5=NaOH; 6= Other _____

Possible Hazard Identification
(☒) *Non-Hazard* ☐ *Flammable* ☐ *Skin Irritant* *Poison B* ☐ *Unknown* ☐

Sample Disposal (A fee may be assessed if samples are retained longer than 1 month)
☐ *Return To Client* (☒) *Disposal By Lab* ☐ *Archive For* _____ *Months*

Special Instructions/QC Requirements & Comments: **DISSOLVED METALS FILTERED IN FIELD**

Relinquished by:	Company:	Date/Time:	Received by:	Company:	Date/Time:
	Tetra Tech	6/10/14 1830		TA	6-11-14 930
Relinquished by:	Company:	Date/Time:	Received by:	Company:	Date/Time:
Relinquished by:	Company:	Date/Time:	Received by:	Company:	Date/Time:

TestAmerica Canton Sample Receipt Form/Narrative Login # : 38336
Canton Facility

Client Tetra Tech Site Name _____ Cooler unpacked by:

Cooler Received on 6-11-14 Opened on 6-11-14

FedEx: 1st Grd (Exp) UPS FAS Stetson Client Drop Off TestAmerica Courier Other _____

TestAmerica Cooler # _____ Foam Box Client Cooler Box (Other) _____

Packing material used: ~~Bubble Wrap~~ Foam Plastic Bag None Other _____

COOLANT: (Wet Ice) Blue Ice Dry Ice Water None

1. Cooler temperature upon receipt

IR GUN# A	(CF +2 °C)	Observed Cooler Temp. _____ °C	Corrected Cooler Temp. _____ °C	
IR GUN# 4	(CF -2 °C)	Observed Cooler Temp. _____ °C	Corrected Cooler Temp. _____ °C	☑ See Multiple Cooler Form
IR GUN# 5	(CF +0 °C)	Observed Cooler Temp. _____ °C	Corrected Cooler Temp. _____ °C	
IR GUN# 8	(CF +0 °C)	Observed Cooler Temp. _____ °C	Corrected Cooler Temp. _____ °C	

2. Were custody seals on the outside of the cooler(s)? If Yes Quantity 2	(Yes)	No
-Were custody seals on the outside of the cooler(s) signed & dated?	(Yes)	No NA
-Were custody seals on the bottle(s)?	Yes	(No)
3. Shippers' packing slip attached to the cooler(s)?	(Yes)	No
4. Did custody papers accompany the sample(s)?	(Yes)	No
5. Were the custody papers relinquished & signed in the appropriate place?	(Yes)	No
6. Did all bottles arrive in good condition (Unbroken)?	(Yes)	No
7. Could all bottle labels be reconciled with the COC?	(Yes)	No
8. Were correct bottle(s) used for the test(s) indicated?	(Yes)	No
9. Sufficient quantity received to perform indicated analyses?	(Yes)	No
10. Were sample(s) at the correct pH upon receipt?	(Yes)	No NA pH Strip Lot# HC302587
11. Were VOAs on the COC?	(Yes)	No
12. Were air bubbles >6 mm in any VOA vials?	Yes	(No) NA
13. Was a trip blank present in the cooler(s)?	(Yes)	No

Contacted PM _____ Date _____ by _____ via Verbal Voice Mail Other

Concerning _____

14. CHAIN OF CUSTODY & SAMPLE DISCREPANCIES

Samples processed by: Jessie Bond

High temp in cooler with metals only

15. SAMPLE CONDITION

Sample(s) _____ were received after the recommended holding time had expired.

Sample(s) _____ were received in a broken container.

Sample(s) _____ were received with bubble >6 mm in diameter. (Notify PM)

16. SAMPLE PRESERVATION

Sample(s) _____ were further preserved in the laboratory.

Time preserved: _____ Preservative(s) added/Lot number(s): _____

TestAmerica Multiple Cooler Receipt Form/Narrative
Canton Facility

Login #: 393310

Cooler #	IR Gun #	Observed Temp °C	Corrected Temp °C	Coolant
client	8	12.4	12.4	water
2	1	1.8	1.8	Ice

Login Container Summary Report

Temperature readings: _____

Client Sample ID	Lab ID	Container Type	Container pH	Preservative Added (mls)	Lot #
MSA-SW37A-061014	240-38336-D-1	Plastic 500ml - w/ Nitric - Dis.	<2		
MSA-SW37B-061014	240-38336-D-2	Plastic 500ml - w/ Nitric - Dis.	<2		
MSA-SW37C-061014	240-38336-D-3	Plastic 500ml - w/ Nitric - Dis.	<2		
MSA-SW37D-061014	240-38336-D-4	Plastic 500ml - w/ Nitric - Dis.	<2		
MSA-SW38A-061014	240-38336-D-5	Plastic 500ml - w/ Nitric - Dis.	<2		
MSA-SW38B-061014	240-38336-D-6	Plastic 500ml - w/ Nitric - Dis.	<2		
MSA-SW38C-061014	240-38336-D-7	Plastic 500ml - w/ Nitric - Dis.	<2		
MSA-SW38D-061014	240-38336-D-8	Plastic 500ml - w/ Nitric - Dis.	<2		
MSA-SW39A-061014	240-38336-D-9	Plastic 500ml - w/ Nitric - Dis.	<2		
MSA-SW39B-061014	240-38336-D-10	Plastic 500ml - w/ Nitric - Dis.	<2		
MSA-SW39C-061014	240-38336-D-11	Plastic 500ml - w/ Nitric - Dis.	<2		
MSA-SW39D-061014	240-38336-D-12	Plastic 500ml - w/ Nitric - Dis.	<2		
MSA-SW40A-061014	240-38336-D-13	Plastic 500ml - w/ Nitric - Dis.	<2		
MSA-SW40B-061014	240-38336-D-14	Plastic 500ml - w/ Nitric - Dis.	<2		
MSA-SW40C-061014	240-38336-D-15	Plastic 500ml - w/ Nitric - Dis.	<2		
MSA-SW40D-061014	240-38336-D-16	Plastic 500ml - w/ Nitric - Dis.	<2		
MSA-SW41A-061014	240-38336-D-17	Plastic 500ml - w/ Nitric - Dis.	<2		
MSA-SW41B-061014	240-38336-D-18	Plastic 500ml - w/ Nitric - Dis.	<2		
MSA-SW41C-061014	240-38336-D-19	Plastic 500ml - w/ Nitric - Dis.	<2		
MSA-SW41D-061014	240-38336-D-20	Plastic 500ml - w/ Nitric - Dis.	<2		
MSA-SW42A-061014	240-38336-D-21	Plastic 500ml - w/ Nitric - Dis.	<2		
MSA-SW42B-061014	240-38336-D-22	Plastic 500ml - w/ Nitric - Dis.	<2		
MSA-SW42C-061014	240-38336-D-23	Plastic 500ml - w/ Nitric - Dis.	<2		
MSA-SW42D-061014	240-38336-D-24	Plastic 500ml - w/ Nitric - Dis.	<2		
MSA-SW43A-061014	240-38336-D-25	Plastic 500ml - w/ Nitric - Dis.	<2		
MSA-SW43B-061014	240-38336-D-26	Plastic 500ml - w/ Nitric - Dis.	<2		
MSA-SW43C-061014	240-38336-D-27	Plastic 500ml - w/ Nitric - Dis.	<2		
MSA-SW43D-061014	240-38336-D-28	Plastic 500ml - w/ Nitric - Dis.	<2		
MSA-SW44A-061014	240-38336-D-29	Plastic 500ml - w/ Nitric - Dis.	<2		
MSA-SW44B-061014	240-38336-D-30	Plastic 500ml - w/ Nitric - Dis.	<2		
MSA-SW44C-061014	240-38336-D-31	Plastic 500ml - w/ Nitric - Dis.	<2		
MSA-SW44D-061014	240-38336-D-32	Plastic 500ml - w/ Nitric - Dis.	<2		
MSA-SW45A-061014	240-38336-D-33	Plastic 500ml - w/ Nitric - Dis.	<2		
MSA-SW45B-061014	240-38336-D-34	Plastic 500ml - w/ Nitric - Dis.	<2		
MSA-SW45C-061014	240-38336-D-35	Plastic 500ml - w/ Nitric - Dis.	<2		
MSA-SW45D-061014	240-38336-D-36	Plastic 500ml - w/ Nitric - Dis.	<2		

SAMPLE SUMMARY

Client: Tetra Tech, Inc. Job Number: 240-38336-1

Lab Sample ID	Client Sample ID	Client Matrix	Date/Time Sampled	Date/Time Received
240-38336-1	MSA-SW37A-061014	Water	06/10/2014 1343	06/11/2014 0930
240-38336-2	MSA-SW37B-061014	Water	06/10/2014 1346	06/11/2014 0930
240-38336-3	MSA-SW37C-061014	Water	06/10/2014 1349	06/11/2014 0930
240-38336-4	MSA-SW37D-061014	Water	06/10/2014 1352	06/11/2014 0930
240-38336-5	MSA-SW38A-061014	Water	06/10/2014 1259	06/11/2014 0930
240-38336-6	MSA-SW38B-061014	Water	06/10/2014 1301	06/11/2014 0930
240-38336-7	MSA-SW38C-061014	Water	06/10/2014 1305	06/11/2014 0930
240-38336-8	MSA-SW38D-061014	Water	06/10/2014 1308	06/11/2014 0930
240-38336-9	MSA-SW39A-061014	Water	06/10/2014 1100	06/11/2014 0930
240-38336-10	MSA-SW39B-061014	Water	06/10/2014 1105	06/11/2014 0930
240-38336-11	MSA-SW39C-061014	Water	06/10/2014 1113	06/11/2014 0930
240-38336-12	MSA-SW39D-061014	Water	06/10/2014 1117	06/11/2014 0930
240-38336-13	MSA-SW40A-061014	Water	06/10/2014 1312	06/11/2014 0930
240-38336-14	MSA-SW40B-061014	Water	06/10/2014 1315	06/11/2014 0930
240-38336-15	MSA-SW40C-061014	Water	06/10/2014 1319	06/11/2014 0930
240-38336-16	MSA-SW40D-061014	Water	06/10/2014 1324	06/11/2014 0930
240-38336-17	MSA-SW41A-061014	Water	06/10/2014 1244	06/11/2014 0930
240-38336-18	MSA-SW41B-061014	Water	06/10/2014 1248	06/11/2014 0930
240-38336-19	MSA-SW41C-061014	Water	06/10/2014 1250	06/11/2014 0930
240-38336-20	MSA-SW41D-061014	Water	06/10/2014 1253	06/11/2014 0930
240-38336-21	MSA-SW42A-061014	Water	06/10/2014 1328	06/11/2014 0930
240-38336-22	MSA-SW42B-061014	Water	06/10/2014 1332	06/11/2014 0930
240-38336-23	MSA-SW42C-061014	Water	06/10/2014 1335	06/11/2014 0930
240-38336-24	MSA-SW42D-061014	Water	06/10/2014 1338	06/11/2014 0930
240-38336-25	MSA-SW43A-061014	Water	06/10/2014 1229	06/11/2014 0930
240-38336-26	MSA-SW43B-061014	Water	06/10/2014 1233	06/11/2014 0930
240-38336-27	MSA-SW43C-061014	Water	06/10/2014 1236	06/11/2014 0930
240-38336-28	MSA-SW43D-061014	Water	06/10/2014 1239	06/11/2014 0930
240-38336-29	MSA-SW44A-061014	Water	06/10/2014 1210	06/11/2014 0930
240-38336-30	MSA-SW44B-061014	Water	06/10/2014 1215	06/11/2014 0930
240-38336-31	MSA-SW44C-061014	Water	06/10/2014 1220	06/11/2014 0930
240-38336-32	MSA-SW44D-061014	Water	06/10/2014 1224	06/11/2014 0930
240-38336-33	MSA-SW45A-061014	Water	06/10/2014 1155	06/11/2014 0930
240-38336-34	MSA-SW45B-061014	Water	06/10/2014 1159	06/11/2014 0930
240-38336-35	MSA-SW45C-061014	Water	06/10/2014 1201	06/11/2014 0930
240-38336-36	MSA-SW45D-061014	Water	06/10/2014 1204	06/11/2014 0930
240-38336-37	EL-SW01A-061014	Water	06/10/2014 1038	06/11/2014 0930
240-38336-38	EL-SW01B-061014	Water	06/10/2014 1044	06/11/2014 0930
240-38336-39	EL-SW01C-061014	Water	06/10/2014 1048	06/11/2014 0930
240-38336-40	EL-SW01D-061014	Water	06/10/2014 1051	06/11/2014 0930
240-38336-41TB	TB-061014	Water	06/10/2014 0000	06/11/2014 0930

CASE NARRATIVE

Client: Tetra Tech, Inc.

Project: MSA Surface Water

Report Number: 240-38336-1

With the exceptions noted as flags or footnotes, standard analytical protocols were followed in the analysis of the samples and no problems were encountered or anomalies observed. In addition all laboratory quality control samples were within established control limits, with any exceptions noted below. Each sample was analyzed to achieve the lowest possible reporting limit within the constraints of the method. In some cases, due to interference or analytes present at high concentrations, samples were diluted. For diluted samples, the reporting limits are adjusted relative to the dilution required.

TestAmerica Canton attests to the validity of the laboratory data generated by TestAmerica facilities reported herein. All analyses performed by TestAmerica facilities were done using established laboratory SOPs that incorporate QA/QC procedures described in the application methods. TestAmerica's operations groups have reviewed the data for compliance with the laboratory QA/QC plan, and data have been found to be compliant with laboratory protocols unless otherwise noted below.

The test results in this report meet all NELAP requirements for parameters for which accreditation is required or available. Any exceptions to NELAP requirements are noted in this report. Pursuant to NELAP, this report may not be reproduced, except in full, without the written approval of the laboratory.

Calculations are performed before rounding to avoid round-off errors in calculated results.

All holding times were met and proper preservation noted for the methods performed on these samples, unless otherwise detailed in the individual sections below.

This laboratory report is confidential and is intended for the sole use of TestAmerica and its client.

RECEIPT

The samples were received on 6/11/2014 9:30 AM; the samples arrived in good condition, properly preserved and, where required, on ice. The temperatures of the 2 coolers at receipt time were 1.8° C and 12.4° C. All metal samples were in the cooler with a temperature of 12.4 degress Celsius and all VOCs were received in the cooler with a temperature of 1.8 degress Celsius.

VOLATILE ORGANIC COMPOUNDS (GCMS)

Samples MSA-SW37A-061014 (240-38336-1), MSA-SW37B-061014 (240-38336-2), MSA-SW37C-061014 (240-38336-3), MSA-SW37D-061014 (240-38336-4), MSA-SW38A-061014 (240-38336-5), MSA-SW38B-061014 (240-38336-6), MSA-SW38C-061014 (240-38336-7), MSA-SW38D-061014 (240-38336-8), MSA-SW39A-061014 (240-38336-9), MSA-SW39B-061014 (240-38336-10), MSA-SW39C-061014 (240-38336-11), MSA-SW39D-061014 (240-38336-12), MSA-SW40A-061014 (240-38336-13), MSA-SW40B-061014 (240-38336-14), MSA-SW40C-061014 (240-38336-15), MSA-SW40D-061014 (240-38336-16), MSA-SW41A-061014 (240-38336-17), MSA-SW41B-061014 (240-38336-18), MSA-SW41C-061014 (240-38336-19), MSA-SW41D-061014 (240-38336-20), MSA-SW42A-061014 (240-38336-21), MSA-SW42B-061014 (240-38336-22), MSA-SW42C-061014 (240-38336-23), MSA-SW42D-061014 (240-38336-24), MSA-SW43A-061014 (240-38336-25), MSA-SW43B-061014 (240-38336-26), MSA-SW43C-061014 (240-38336-27), MSA-SW43D-061014 (240-38336-28), MSA-SW44A-061014 (240-38336-29), MSA-SW44B-061014 (240-38336-30), MSA-SW44C-061014 (240-38336-31), MSA-SW44D-061014 (240-38336-32), MSA-SW45A-061014 (240-38336-33), MSA-SW45B-061014 (240-38336-34), MSA-SW45C-061014 (240-38336-35), MSA-SW45D-061014 (240-38336-36), EL-SW01A-061014 (240-38336-37), EL-SW01B-061014 (240-38336-38), EL-SW01C-061014 (240-38336-39), EL-SW01D-061014 (240-38336-40) and TB-061014 (240-38336-41) were analyzed for volatile organic compounds (GCMS) in accordance with EPA SW-846 Method 8260B. The samples were analyzed on 06/20/2014, 06/21/2014 and 06/22/2014.

Methylene Chloride was detected in method blank MB 240-135595/5 at a level that was above the method detection limit but below the reporting limit. The value should be considered an estimate, and has been flagged. If the associated sample reported a result above the MDL and/or RL, the result has been flagged.

Acetone was detected in method blank MB 240-135652/6 at a level that was above the method detection limit but below the reporting limit. The value should be considered an estimate, and has been flagged. If the associated sample reported a result above the MDL and/or RL, the result has been flagged.

Methylene Chloride was detected in method blank MB 240-135655/5 at a level that was above the method detection limit but below the reporting limit. The value should be considered an estimate, and has been flagged. If the associated sample reported a result above the MDL and/or RL, the result has been flagged.

The laboratory control sample (LCS) for batch 135595 recovered outside control limits for the following analyte: 2-methyl-2-propanol.

This analyte has been identified as a poor performing analyte when analyzed using this method; therefore, re-extraction/re-analysis was not performed. The results have been reported and qualified.

The laboratory control sample (LCS) for batch 135652 recovered outside control limits for the following analyte(s): Chloroethane. Chloroethane has been identified as a poor performing analyte when analyzed using this method; therefore, re-extraction/re-analysis was not performed.

There was not an MS/MSD run in batch 135652 due to an instrument failure.

Insufficient sample volume was available to perform a matrix spike/matrix spike duplicate/sample duplicate (MS/MSD/DUP) associated with batch 135655.

Insufficient sample volume was available to perform a matrix spike/matrix spike duplicate/sample duplicate (MS/MSD/DUP) associated with batch 135595.

No other difficulties were encountered during the VOCs analysis. All other quality control parameters were within the acceptance limits.

DISSOLVED METALS (ICPMS)

Samples MSA-SW37A-061014 (240-38336-1), MSA-SW37B-061014 (240-38336-2), MSA-SW37C-061014 (240-38336-3), MSA-SW37D-061014 (240-38336-4), MSA-SW38A-061014 (240-38336-5), MSA-SW38B-061014 (240-38336-6), MSA-SW38C-061014 (240-38336-7), MSA-SW38D-061014 (240-38336-8), MSA-SW39A-061014 (240-38336-9), MSA-SW39B-061014 (240-38336-10), MSA-SW39C-061014 (240-38336-11), MSA-SW39D-061014 (240-38336-12), MSA-SW40A-061014 (240-38336-13), MSA-SW40B-061014 (240-38336-14), MSA-SW40C-061014 (240-38336-15), MSA-SW40D-061014 (240-38336-16), MSA-SW41A-061014 (240-38336-17), MSA-SW41B-061014 (240-38336-18), MSA-SW41C-061014 (240-38336-19), MSA-SW41D-061014 (240-38336-20), MSA-SW42A-061014 (240-38336-21), MSA-SW42B-061014 (240-38336-22), MSA-SW42C-061014 (240-38336-23), MSA-SW42D-061014 (240-38336-24), MSA-SW43A-061014 (240-38336-25), MSA-SW43B-061014 (240-38336-26), MSA-SW43C-061014 (240-38336-27), MSA-SW43D-061014 (240-38336-28), MSA-SW44A-061014 (240-38336-29), MSA-SW44B-061014 (240-38336-30), MSA-SW44C-061014 (240-38336-31), MSA-SW44D-061014 (240-38336-32), MSA-SW45A-061014 (240-38336-33), MSA-SW45B-061014 (240-38336-34), MSA-SW45C-061014 (240-38336-35) and MSA-SW45D-061014 (240-38336-36) were analyzed for dissolved metals (ICPMS) in accordance with EPA SW-846 Method 6020. The samples were prepared on 06/12/2014 and analyzed on 06/13/2014.

Arsenic and Tungsten were detected in method blank MB 240-134377/1-A at levels that were above the method detection limit but below the reporting limit. The values should be considered estimates, and have been flagged. If the associated sample reported a result above the MDL and/or RL, the result has been flagged.

Several analytes were detected in method blank MB 240-134384/1-A at levels that were above the method detection limit but below the reporting limit. The values should be considered estimates, and have been flagged. If the associated sample reported a result above the MDL and/or RL, the result has been flagged.

The CCB was greater than or equal to the requested reporting limit for Thallium. Since the sample results were below the requested reporting limit, the results were accepted. MSA-SW40C-061014 (240-38336-15), MSA-SW40D-061014 (240-38336-16), MSA-SW41A-061014 (240-38336-17), MSA-SW41B-061014 (240-38336-18), MSA-SW41C-061014 (240-38336-19), MSA-SW41D-061014 (240-38336-20).

No other difficulties were encountered during the metals analysis. All quality control parameters were within the acceptance limits.

DISSOLVED MERCURY (CVAA)

Samples MSA-SW37A-061014 (240-38336-1), MSA-SW37B-061014 (240-38336-2), MSA-SW37C-061014 (240-38336-3), MSA-SW37D-061014 (240-38336-4), MSA-SW38A-061014 (240-38336-5), MSA-SW38B-061014 (240-38336-6), MSA-SW38C-061014 (240-38336-7), MSA-SW38D-061014 (240-38336-8), MSA-SW39A-061014 (240-38336-9), MSA-SW39B-061014 (240-38336-10), MSA-SW39C-061014 (240-38336-11), MSA-SW39D-061014 (240-38336-12), MSA-SW40A-061014 (240-38336-13), MSA-SW40B-061014 (240-38336-14), MSA-SW40C-061014 (240-38336-15), MSA-SW40D-061014 (240-38336-16), MSA-SW41A-061014 (240-38336-17), MSA-SW41B-061014 (240-38336-18), MSA-SW41C-061014 (240-38336-19), MSA-SW41D-061014 (240-38336-20), MSA-SW42A-061014 (240-38336-21), MSA-SW42B-061014 (240-38336-22), MSA-SW42C-061014 (240-38336-23), MSA-SW42D-061014 (240-38336-24), MSA-SW43A-061014 (240-38336-25), MSA-SW43B-061014 (240-38336-26), MSA-SW43C-061014 (240-38336-27), MSA-SW43D-061014 (240-38336-28), MSA-SW44A-061014 (240-38336-29), MSA-SW44B-061014 (240-38336-30), MSA-SW44C-061014 (240-38336-31), MSA-SW44D-061014 (240-38336-32), MSA-SW45A-061014 (240-38336-33), MSA-SW45B-061014 (240-38336-34), MSA-SW45C-061014 (240-38336-35) and MSA-SW45D-061014 (240-38336-36) were analyzed for dissolved mercury (CVAA) in accordance with EPA SW-846 Methods 7470A. The samples were prepared on 06/12/2014 and analyzed on 06/13/2014 and 06/17/2014.

The continuing calibration blank (CCB) associated with batch 240-134585 recovered above the upper control limit for mercury. The samples associated with this CCB were non-detects for the affected analyte; therefore, the data have been reported. The following samples are impacted: MSA-SW38B-061014 (240-38336-6), MSA-SW38D-061014 (240-38336-8), MSA-SW39A-061014 (240-38336-9), MSA-SW39B-061014 (240-38336-10), MSA-SW39C-061014 (240-38336-11), MSA-SW39D-061014 (240-38336-12), MSA-SW40A-061014 (240-38336-13), MSA-SW40B-061014 (240-38336-14), MSA-SW40C-061014 (240-38336-15), MSA-SW40D-061014 (240-38336-16), MSA-SW41A-061014 (240-38336-17), MSA-SW41B-061014 (240-38336-18), MSA-SW41C-061014 (240-38336-19), MSA-SW41D-061014 (240-38336-20).

No other difficulties were encountered during the mercury analysis. All other quality control parameters were within the acceptance limits.

DISSOLVED HARDNESS (AS CACO3) BY CALCULATION

Samples MSA-SW37A-061014 (240-38336-1), MSA-SW37B-061014 (240-38336-2), MSA-SW37C-061014 (240-38336-3), MSA-SW37D-061014 (240-38336-4), MSA-SW38A-061014 (240-38336-5), MSA-SW38B-061014 (240-38336-6), MSA-SW38C-061014 (240-38336-7), MSA-SW38D-061014 (240-38336-8), MSA-SW39A-061014 (240-38336-9), MSA-SW39B-061014 (240-38336-10), MSA-SW39C-061014 (240-38336-11), MSA-SW39D-061014 (240-38336-12), MSA-SW40A-061014 (240-38336-13), MSA-SW40B-061014 (240-38336-14), MSA-SW40C-061014 (240-38336-15), MSA-SW40D-061014 (240-38336-16), MSA-SW41A-061014 (240-38336-17), MSA-SW41B-061014 (240-38336-18), MSA-SW41C-061014 (240-38336-19), MSA-SW41D-061014 (240-38336-20), MSA-SW42A-061014 (240-38336-21), MSA-SW42B-061014 (240-38336-22), MSA-SW42C-061014 (240-38336-23), MSA-SW42D-061014 (240-38336-24), MSA-SW43A-061014 (240-38336-25), MSA-SW43B-061014 (240-38336-26), MSA-SW43C-061014 (240-38336-27), MSA-SW43D-061014 (240-38336-28), MSA-SW44A-061014 (240-38336-29), MSA-SW44B-061014 (240-38336-30), MSA-SW44C-061014 (240-38336-31), MSA-SW44D-061014 (240-38336-32), MSA-SW45A-061014 (240-38336-33), MSA-SW45B-061014 (240-38336-34), MSA-SW45C-061014 (240-38336-35) and MSA-SW45D-061014 (240-38336-36) were analyzed for dissolved hardness (as CaCO3) by calculation in accordance with SM 2340B. The samples were analyzed on 06/16/2014.

No difficulties were encountered during the hardness analysis. All quality control parameters were within the acceptance limits.

METHOD SUMMARY

Client: Tetra Tech, Inc. Job Number: 240-38336-1

Description	Lab Location	Method	Preparation Method
Matrix: Water			
Volatile Priority Pollutants	TAL CAN	SW846 8260B	
Purge and Trap	TAL CAN		SW846 5030B
Metals (ICP/MS)	TAL CAN	SW846 6020	
Preparation, Total Recoverable or Dissolved Metals	TAL CAN		SW846 3005A
Sample Filtration, Field			FIELD_FLTRD
Mercury (CVAA)	TAL CAN	SW846 7470A	
Preparation, Mercury	TAL CAN		SW846 7470A
Sample Filtration, Field			FIELD_FLTRD
Total Hardness (as CaCO3) by calculation	TAL CAN	SM SM 2340B	
Sample Filtration, Field			FIELD_FLTRD

Lab References:

TAL CAN = TestAmerica Canton

Method References:

SM = "Standard Methods For The Examination Of Water And Wastewater"

SW846 = "Test Methods For Evaluating Solid Waste, Physical/Chemical Methods", Third Edition, November 1986 And Its Updates.

COVER PAGE
METALS

Lab Name: TestAmerica Canton Job Number: 240-38336-1

SDG No.:

Project: MSA Surface Water

Client Sample ID	Lab Sample ID
MSA-SW37A-061014	240-38336-1
MSA-SW37B-061014	240-38336-2
MSA-SW37C-061014	240-38336-3
MSA-SW37D-061014	240-38336-4
MSA-SW38A-061014	240-38336-5
MSA-SW38B-061014	240-38336-6
MSA-SW38C-061014	240-38336-7
MSA-SW38D-061014	240-38336-8
MSA-SW39A-061014	240-38336-9
MSA-SW39B-061014	240-38336-10
MSA-SW39C-061014	240-38336-11
MSA-SW39D-061014	240-38336-12
MSA-SW40A-061014	240-38336-13
MSA-SW40B-061014	240-38336-14
MSA-SW40C-061014	240-38336-15
MSA-SW40D-061014	240-38336-16
MSA-SW41A-061014	240-38336-17
MSA-SW41B-061014	240-38336-18
MSA-SW41C-061014	240-38336-19
MSA-SW41D-061014	240-38336-20
MSA-SW42A-061014	240-38336-21
MSA-SW42B-061014	240-38336-22
MSA-SW42C-061014	240-38336-23
MSA-SW42D-061014	240-38336-24
MSA-SW43A-061014	240-38336-25
MSA-SW43B-061014	240-38336-26
MSA-SW43C-061014	240-38336-27
MSA-SW43D-061014	240-38336-28
MSA-SW44A-061014	240-38336-29
MSA-SW44B-061014	240-38336-30
MSA-SW44C-061014	240-38336-31
MSA-SW44D-061014	240-38336-32
MSA-SW45A-061014	240-38336-33
MSA-SW45B-061014	240-38336-34
MSA-SW45C-061014	240-38336-35
MSA-SW45D-061014	240-38336-36

Comments:

9-IN
DETECTION LIMITS
METALS - DISSOLVED

Lab Name: TestAmerica Canton Job Number: 240-38336-1

SDG Number:

Matrix: Water Instrument ID: I10

Method: 6020 MDL Date: 09/13/2013 14:08

Prep Method: 3005A

Analyte	Wavelength/ Mass	RL (ug/L)	MDL (ug/L)
Antimony	121.00	2	0.11
Arsenic	75.00	5	0.063
Barium	137.00	5	0.32
Beryllium	9.00	1	0.031
Cadmium	111.00	1	0.026
Chromium	52.00	2	0.13
Cobalt	59.00	1	0.02
Copper	65.00	2	0.24
Lead	208.00	1	0.14
Molybdenum	95.00	10	0.81
Nickel	60.00	2	0.088
Selenium	78.00	5	0.34
Silver	107.00	1	0.0083
Thallium	205.00	2	0.4
Tungsten	182.00	10	0.017
Vanadium	51.00	5	0.15
Zinc	66.00	20	2.08

9-IN
CALIBRATION BLANK DETECTION LIMITS
METALS - DISSOLVED

Lab Name: TestAmerica Canton Job Number: 240-38336-1

SDG Number:

Matrix: Water Instrument ID: I10

Method: 6020 XMDL Date: 09/13/2013 14:09

Analyte	Wavelength/ Mass	XRL (ug/L)	XMDL (ug/L)
Antimony	121.00	2	0.11
Arsenic	75.00	5	0.063
Barium	137.00	5	0.32
Beryllium	9.00	1	0.031
Cadmium	111.00	1	0.026
Chromium	52.00	2	0.13
Cobalt	59.00	1	0.02
Copper	65.00	2	0.24
Lead	208.00	1	0.14
Molybdenum	95.00	10	0.81
Nickel	60.00	2	0.088
Selenium	78.00	5	0.34
Silver	107.00	1	0.0083
Thallium	205.00	2	0.4
Tungsten	182.00	10	0.017
Vanadium	51.00	5	0.15
Zinc	66.00	20	2.08

9-IN
DETECTION LIMITS
METALS - DISSOLVED

Lab Name: TestAmerica Canton Job Number: 240-38336-1

SDG Number:

Matrix: Water Instrument ID: H1

Method: 7470A MDL Date: 02/08/2010 16:06

Prep Method: 7470A

Analyte	Wavelength/ Mass	RL (ug/L)	MDL (ug/L)
Mercury	253.7	0.2	0.12

9-IN
CALIBRATION BLANK DETECTION LIMITS
METALS - DISSOLVED

Lab Name: TestAmerica Canton Job Number: 240-38336-1

SDG Number:

Matrix: Water Instrument ID: H1

Method: 7470A XMDL Date: 02/08/2010 16:06

Analyte	Wavelength/ Mass	XRL (ug/L)	XMDL (ug/L)
Mercury	253.7	0.2	0.12

11-IN
LINEAR RANGES
METALS

Lab Name: TestAmerica Canton Job No: 240-38336-1

SDG No.:

Instrument ID: I10 Date: 04/14/2014 15:35

Analyte	Integ. Time (Sec.)	Concentration (ppb)	Method
Antimony		300	6020
Arsenic		10000	6020
Barium		10000	6020
Beryllium		10000	6020
Cadmium		4000	6020
Chromium		10000	6020
Cobalt		10000	6020
Copper		10000	6020
Lead		4000	6020
Molybdenum		2000	6020
Nickel		10000	6020
Selenium		10000	6020
Silver		300	6020
Thallium		5000	6020
Vanadium		10000	6020
Zinc		10000	6020
Tungsten		2500	6020

11-IN
LINEAR RANGES
METALS

Lab Name: TestAmerica Canton Job No: 240-38336-1

SDG No.:

Instrument ID: H1 Date: 12/10/2013 15:54

Analyte	Integ. Time (Sec.)	Concentration (ppb)	Method
Mercury		10	7470A

15-IN
ICP-MS INTERNAL STANDARDS RELATIVE INTENSITY SUMMARY
METALS

Lab Name: TestAmerica Canton Job No.: 240-38336-1

SDG No.:

ICP-MS Instrument ID: I10 Start Date: 06/13/2014 End Date: 06/13/2014

Lab Sample ID	Time	Internal Standards %RI For:									
		Element Li-6	Q	Element Sc/1	Q	Element Sc/2	Q	Element Rh	Q	Element In	Q
STD1 240-134751/3 IC	10:10	104		99		106		97		98	
STD2 240-134751/4 IC	10:14	101		99		103		96		96	
STD3 240-134751/5 IC	10:18	99		98		100		93		94	
STD4 240-134751/6 IC	10:22	102		96		100		98		96	
ICV 240-134751/7	10:26	101		96		101		93		94	
ICB 240-134751/8	10:30	104		98		103		99		98	
CRI 240-134751/9	10:34	104		98		104		97		97	
ICSA 240-134751/10	10:38	97		93		99		90		91	
ICSAB 240-134751/11	10:42	94		93		100		91		92	
CCV 240-134751/12	10:46	97		94		100		92		92	
CCB 240-134751/13	10:50	102		96		101		97		96	
MB 240-134384/1-A	10:56	97		91		99		95		94	
LCS 240-134384/3-A	11:00	96		89		98		94		89	
240-38391-L-6-A SD ^!	11:08	101		93		102		94		93	
240-38391-L-6-D MS	11:12	91		84		94		87		85	
240-38391-L-6-E MSD	11:15	91		87		94		89		87	
240-38336-21	11:22	98		93		102		92		92	
240-38336-22	11:26	97		93		101		90		89	
240-38336-23	11:30	96		93		99		90		89	
CCV 240-134751/24	11:34	101		97		100		96		94	
CCB 240-134751/25	11:38	103		99		102		99		99	
240-38336-24	11:42	97		90		102		88		88	
240-38336-25	11:46	100		95		104		92		91	
240-38336-26	11:50	97		98		100		93		93	
240-38336-27	11:54	96		96		99		91		91	
240-38336-28	11:58	96		96		102		92		91	
240-38336-29	12:02	98		96		104		92		91	
240-38336-30	12:06	102		96		106		93		93	
240-38336-31	12:10	93		95		93		91		91	
240-38336-32	12:14	98		94		101		89		89	
240-38336-33	12:18	93		96		96		92		92	
CCV 240-134751/36	12:22	102		96		101		94		93	
CCB 240-134751/37	12:26	102		98		99		99		98	
240-38336-34	12:30	95		94		96		90		91	
240-38336-35	12:34	102		97		107		93		92	
240-38336-36	12:38	97		94		101		90		90	
CCV 240-134751/48	13:11	103		95		102		94		93	
CCB 240-134751/49	13:15	102		96		101		98		96	
CCV 240-134751/87	15:53	93		94		92		93		91	
CCB 240-134751/88	15:57	101		93		99		95		93	
MB 240-134377/1-A	16:01	97		89		99		92		91	
LCS 240-134377/2-A	16:05	90		84		92		89		85	

15-IN
ICP-MS INTERNAL STANDARDS RELATIVE INTENSITY SUMMARY
METALS

Lab Name: TestAmerica Canton Job No.: 240-38336-1

SDG No.:

ICP-MS Instrument ID: I10 Start Date: 06/13/2014 End Date: 06/13/2014

Lab Sample ID	Time	Internal Standards %RI For:									
		Element Li-6	Q	Element Sc/1	Q	Element Sc/2	Q	Element Rh	Q	Element In	Q
240-38336-1	16:09	91		86		95		86		84	
240-38336-1 SD	16:12	99		93		103		93		92	
240-38336-1 MS	16:16	88		84		93		84		81	
240-38336-1 MSD	16:20	90		82		94		82		81	
240-38336-2	16:27	93		87		99		87		84	
240-38336-3	16:31	92		90		98		89		89	
240-38336-4	16:35	97		88		105		86		84	
CCV 240-134751/99	16:39	96		90		98		90		89	
CCB 240-134751/100	16:43	87		91		85		94		90	
240-38336-5	16:47	93		86		96		85		84	
240-38336-6	16:51	91		88		97		85		84	
240-38336-7	16:55	91		87		96		84		83	
240-38336-8	16:59	91		88		96		85		84	
240-38336-9	17:03	93		88		98		86		87	
240-38336-10	17:07	93		87		100		85		84	
240-38336-11	17:11	94		88		97		85		85	
240-38336-12	17:15	101		88		109		86		85	
240-38336-13	17:19	92		89		97		86		87	
240-38336-14	17:23	92		88		96		85		85	
CCV 240-134751/111	17:27	96		90		96		90		89	
CCB 240-134751/112	17:31	97		92		97		93		91	
240-38336-15	17:34	93		87		97		85		84	
240-38336-16	17:38	93		89		98		87		86	
240-38336-17	17:42	92		88		96		84		83	
240-38336-18	17:46	91		88		96		85		84	
240-38336-19	17:50	93		88		99		86		86	
240-38336-20	17:54	92		88		97		86		85	
CCV 240-134751/123	18:14	91		87		93		87		86	
CCB 240-134751/124	18:18	95		89		94		92		90	

15-IN
ICP-MS INTERNAL STANDARDS RELATIVE INTENSITY SUMMARY
METALS

Lab Name: TestAmerica Canton Job No.: 240-38336-1

SDG No.:

ICP-MS Instrument ID: I10 Start Date: 06/13/2014 End Date: 06/13/2014

Lab Sample ID	Time	Internal Standards %RI For:									
		Element Tb	Q	Element Ho	Q	Element Bi	Q	Element	Q	Element	Q
STD1 240-134751/3 IC	10:10	98		99		99					
STD2 240-134751/4 IC	10:14	100		100		96					
STD3 240-134751/5 IC	10:18	99		98		94					
STD4 240-134751/6 IC	10:22	97		98		99					
ICV 240-134751/7	10:26	96		97		96					
ICB 240-134751/8	10:30	99		100		99					
CRI 240-134751/9	10:34	98		98		99					
ICSA 240-134751/10	10:38	96		96		95					
ICSAB 240-134751/11	10:42	98		97		96					
CCV 240-134751/12	10:46	98		98		96					
CCB 240-134751/13	10:50	99		99		101					
MB 240-134384/1-A	10:56	98		97		110					
LCS 240-134384/3-A	11:00	97		97		101					
240-38391-L-6-A SD ^!	11:08	98		99		100					
240-38391-L-6-D MS	11:12	94		95		92					
240-38391-L-6-E MSD	11:15	97		97		93					
240-38336-21	11:22	99		99		95					
240-38336-22	11:26	96		96		92					
240-38336-23	11:30	95		96		90					
CCV 240-134751/24	11:34	99		100		97					
CCB 240-134751/25	11:38	101		101		101					
240-38336-24	11:42	93		95		92					
240-38336-25	11:46	95		96		91					
240-38336-26	11:50	99		99		95					
240-38336-27	11:54	97		97		92					
240-38336-28	11:58	97		96		91					
240-38336-29	12:02	96		97		92					
240-38336-30	12:06	98		99		91					
240-38336-31	12:10	96		96		93					
240-38336-32	12:14	94		95		89					
240-38336-33	12:18	97		98		93					
CCV 240-134751/36	12:22	98		98		96					
CCB 240-134751/37	12:26	99		100		98					
240-38336-34	12:30	96		97		92					
240-38336-35	12:34	98		98		94					
240-38336-36	12:38	94		95		91					
CCV 240-134751/48	13:11	98		98		96					
CCB 240-134751/49	13:15	99		100		100					
CCV 240-134751/87	15:53	97		97		95					
CCB 240-134751/88	15:57	95		95		96					
MB 240-134377/1-A	16:01	94		96		100					
LCS 240-134377/2-A	16:05	93		94		93					

15-IN
ICP-MS INTERNAL STANDARDS RELATIVE INTENSITY SUMMARY
METALS

Lab Name: TestAmerica Canton Job No.: 240-38336-1

SDG No.:

ICP-MS Instrument ID: I10 Start Date: 06/13/2014 End Date: 06/13/2014

Lab Sample ID	Time	Internal Standards %RI For:									
		Element Tb	Q	Element Ho	Q	Element Bi	Q	Element	Q	Element	Q
240-38336-1	16:09	92		92		88					
240-38336-1 SD	16:12	96		97		94					
240-38336-1 MS	16:16	90		91		87					
240-38336-1 MSD	16:20	88		91		85					
240-38336-2	16:27	92		94		89					
240-38336-3	16:31	94		94		90					
240-38336-4	16:35	90		91		86					
CCV 240-134751/99	16:39	94		94		92					
CCB 240-134751/100	16:43	93		93		95					
240-38336-5	16:47	92		91		88					
240-38336-6	16:51	89		91		87					
240-38336-7	16:55	89		89		85					
240-38336-8	16:59	89		89		87					
240-38336-9	17:03	91		91		87					
240-38336-10	17:07	91		90		87					
240-38336-11	17:11	90		92		86					
240-38336-12	17:15	91		92		89					
240-38336-13	17:19	91		92		88					
240-38336-14	17:23	91		93		87					
CCV 240-134751/111	17:27	93		94		93					
CCB 240-134751/112	17:31	94		96		94					
240-38336-15	17:34	89		92		87					
240-38336-16	17:38	91		92		87					
240-38336-17	17:42	89		89		87					
240-38336-18	17:46	90		90		86					
240-38336-19	17:50	90		92		88					
240-38336-20	17:54	92		92		87					
CCV 240-134751/123	18:14	91		91		90					
CCB 240-134751/124	18:18	93		93		94					

12-IN
PREPARATION LOG
METALS

Lab Name: TestAmerica Canton Job No.: 240-38336-1

SDG No.:

Prep Method: 3005A

Lab Sample ID	Preparation Date	Prep Batch	Initial Weight	Initial Volume (mL)	Final Volume (mL)
MB 240-134377/1-A	06/12/2014 08:37	134377		50	50
LCS 240-134377/2-A	06/12/2014 08:37	134377		50	50
240-38336-1	06/12/2014 08:37	134377		50	50
240-38336-1 MS	06/12/2014 08:37	134377		50	50
240-38336-1 MSD	06/12/2014 08:37	134377		50	50
240-38336-2	06/12/2014 08:37	134377		50	50
240-38336-3	06/12/2014 08:37	134377		50	50
240-38336-4	06/12/2014 08:37	134377		50	50
240-38336-5	06/12/2014 08:37	134377		50	50
240-38336-6	06/12/2014 08:37	134377		50	50
240-38336-7	06/12/2014 08:37	134377		50	50
240-38336-8	06/12/2014 08:37	134377		50	50
240-38336-9	06/12/2014 08:37	134377		50	50
240-38336-10	06/12/2014 08:37	134377		50	50
240-38336-11	06/12/2014 08:37	134377		50	50
240-38336-12	06/12/2014 08:37	134377		50	50
240-38336-13	06/12/2014 08:37	134377		50	50
240-38336-14	06/12/2014 08:37	134377		50	50
240-38336-15	06/12/2014 08:37	134377		50	50
240-38336-16	06/12/2014 08:37	134377		50	50
240-38336-17	06/12/2014 08:37	134377		50	50
240-38336-18	06/12/2014 08:37	134377		50	50
240-38336-19	06/12/2014 08:37	134377		50	50
240-38336-20	06/12/2014 08:37	134377		50	50

3-IN
METHOD BLANK
METALS - TOTAL RECOVERABLE

Lab Name: TestAmerica Canton Job No.: 240-38336-1

SDG No.:

Concentration Units: ug/L Lab Sample ID: MB 240-134377/1-A

Instrument Code: I10 Batch No.: 134751

CAS No.	Analyte	Concentration	C	Q	Method
7440-36-0	Antimony	2.0	U		6020
7440-38-2	Arsenic	0.205	J		6020
7440-39-3	Barium	5.0	U		6020
7440-41-7	Beryllium	1.0	U		6020
7440-43-9	Cadmium	1.0	U		6020
7440-47-3	Chromium	2.0	U		6020
7440-48-4	Cobalt	1.0	U		6020
7440-50-8	Copper	2.0	U		6020
7439-92-1	Lead	1.0	U		6020
7439-98-7	Molybdenum	10	U		6020
7440-02-0	Nickel	2.0	U		6020
7782-49-2	Selenium	5.0	U		6020
7440-22-4	Silver	1.0	U		6020
7440-28-0	Thallium	2.0	U		6020
7440-62-2	Vanadium	5.0	U		6020
7440-66-6	Zinc	20	U		6020
7440-70-2	Calcium	1000	U		6020
7439-95-4	Magnesium	1000	U		6020
7440-33-7	Tungsten	0.0190	J		6020

7A-IN
LAB CONTROL SAMPLE
METALS - TOTAL RECOVERABLE

Lab ID: LCS 240-134377/2-A

Lab Name: TestAmerica Canton Job No.: 240-38336-1

Sample Matrix: Water LCS Source: MTICPMSB_00017

Analyte	Water(ug/L)							
	True	Found	C	%R	Limits		Q	Method
Antimony	100	97.6		98	80	120		6020
Arsenic	1000	1030		103	80	120		6020
Barium	1000	1130		113	80	120		6020
Beryllium	1000	1040		104	80	120		6020
Cadmium	1000	1140		114	80	120		6020
Chromium	1000	1060		106	80	120		6020
Cobalt	1000	1040		104	80	120		6020
Copper	1000	1110		111	80	120		6020
Lead	1000	1050		105	80	120		6020
Molybdenum	100	96.4		96	80	120		6020
Nickel	1000	996		100	80	120		6020
Selenium	1000	969		97	80	120		6020
Silver	100	103		103	80	120		6020
Thallium	250	257		103	80	120		6020
Vanadium	1000	1050		105	80	120		6020
Zinc	1000	1010		101	80	120		6020
Calcium	10000	9330		93	80	120		6020
Magnesium	10000	10400		104	80	120		6020
Tungsten	100	101		101	80	120		6020

Calculations are performed before rounding to avoid round-off errors in calculated results.

FORM VIIA - IN

5A-IN
MATRIX SPIKE SAMPLE RECOVERY
METALS - DISSOLVED

Client ID: MSA-SW37A-061014 MS
Lab ID: 240-38336-1 MS
Lab Name: TestAmerica Canton
Job No.: 240-38336-1
SDG No.:
Matrix: Water
Concentration Units: ug/L
% Solids:

Analyte	SSR	C	Sample Result (SR)	C	Spike Added (SA)	%R	Control Limit %R	Q	Method
Antimony	93.5		0.34	J	100	93	44-153		6020
Arsenic	956		1.2	J	1000	96	82-123		6020
Barium	1090		11		1000	108	45-144		6020
Beryllium	960		0.22	J	1000	96	77-124		6020
Cadmium	1040		0.24	J	1000	104	78-117		6020
Chromium	963		0.50	J	1000	96	72-110		6020
Cobalt	933		0.19	J	1000	93	67-114		6020
Copper	985		5.3		1000	98	60-123		6020
Lead	946		0.20	J	1000	95	73-115		6020
Molybdenum	93.8		1.3	J	100	92	80-110		6020
Nickel	941		1.1	J	1000	94	72-111		6020
Selenium	916		0.60	J	1000	92	72-148		6020
Silver	95.1		0.011	J	100	95	10-139		6020
Thallium	227		2.0	U	250	91	69-117		6020
Vanadium	981		0.33	J	1000	98	70-112		6020
Zinc	957		3.9	J	1000	95	49-156		6020
Calcium	31900		22000		10000	95	70-130		6020
Magnesium	35700		28000		10000	74	70-130		6020
Tungsten	88.7		0.29	J	100	88	43-133		6020
Mercury	0.939		0.20	U	1.00	94	69-134		7470A

SSR = Spiked Sample Result

Calculations are performed before rounding to avoid round-off errors in calculated results.

FORM VA - IN

5A-IN
MATRIX SPIKE DUPLICATE SAMPLE RECOVERY
METALS - DISSOLVED

Client ID: MSA-SW37A-061014 MSD
Lab ID: 240-38336-1 MSD
Lab Name: TestAmerica Canton
Job No.: 240-38336-1
SDG No.:
Matrix: Water
Concentration Units: ug/L
% Solids:

Analyte	(SDR)	C	Spike Added (SA)	%R	Control Limit %R	RPD	RPD Limit	Q	Method
Antimony	97.3		100	97	44-153	4	20		6020
Arsenic	1050		1000	105	82-123	9	20		6020
Barium	1120		1000	110	45-144	3	20		6020
Beryllium	983		1000	98	77-124	2	20		6020
Cadmium	1080		1000	108	78-117	4	20		6020
Chromium	1030		1000	103	72-110	6	20		6020
Cobalt	992		1000	99	67-114	6	20		6020
Copper	1040		1000	104	60-123	5	20		6020
Lead	985		1000	99	73-115	4	20		6020
Molybdenum	99.3		100	98	80-110	6	20		6020
Nickel	1000		1000	100	72-111	6	20		6020
Selenium	954		1000	95	72-148	4	20		6020
Silver	99.5		100	100	10-139	5	20		6020
Thallium	231		250	93	69-117	2	20		6020
Vanadium	1040		1000	104	70-112	5	20		6020
Zinc	1010		1000	101	49-156	5	20		6020
Calcium	33900		10000	115	70-130	6	20		6020
Magnesium	37700		10000	93	70-130	5	20		6020
Tungsten	97.4		100	97	43-133	9	20		6020
Mercury	0.716		1.00	72	69-134	27	20	F2	7470A

SDR = Sample Duplicate Result

Calculations are performed before rounding to avoid round-off errors in calculated results.

FORM VD - IN

8-IN
ICP-AES AND ICP-MS SERIAL DILUTIONS
METALS - DISSOLVED

Lab ID: 240-38336-1

SDG No:

Lab Name: TestAmerica Canton Job No: 240-38336-1

Matrix: Water Concentration Units: ug/L

Analyte	Initial Sample Result (I)	C	Serial Dilution Result (S)	C	% Difference	Q	Method
Antimony	0.34	J	10	U	NC		6020
Arsenic	1.2	J	1.45	J	NC		6020
Barium	11		11.8	J	NC		6020
Beryllium	0.22	J	0.660	J	NC		6020
Cadmium	0.24	J	0.130	J	NC		6020
Chromium	0.50	J	10	U	NC		6020
Cobalt	0.19	J	0.170	J	NC		6020
Copper	5.3		4.25	J	NC		6020
Lead	0.20	J	5.0	U	NC		6020
Molybdenum	1.3	J	50	U	NC		6020
Nickel	1.1	J	10	U	NC		6020
Selenium	0.60	J	25	U	NC		6020
Silver	0.011	J	5.0	U	NC		6020
Thallium	2.0	U	10	U	NC		6020
Vanadium	0.33	J	25	U	NC		6020
Zinc	3.9	J	100	U	NC		6020
Calcium	22000		23000		NC		6020
Magnesium	28000		29700		NC		6020
Tungsten	0.29	J	0.305	J	NC		6020

Calculations are performed before rounding to avoid round-off errors in calculated results.

FORM VIII-IN

12-IN
PREPARATION LOG
METALS

Lab Name: TestAmerica Canton Job No.: 240-38336-1

SDG No.:

Prep Method: 3005A

Lab Sample ID	Preparation Date	Prep Batch	Initial Weight	Initial Volume (mL)	Final Volume (mL)
MB 240-134384/1-A	06/12/2014 08:55	134384		50	50
LCS 240-134384/3-A	06/12/2014 08:55	134384		50	50
240-38391-L-6-D MS	06/12/2014 08:55	134384		50	50
240-38391-L-6-E MSD	06/12/2014 08:55	134384		50	50
240-38336-21	06/12/2014 08:55	134384		50	50
240-38336-22	06/12/2014 08:55	134384		50	50
240-38336-23	06/12/2014 08:55	134384		50	50
240-38336-24	06/12/2014 08:55	134384		50	50
240-38336-25	06/12/2014 08:55	134384		50	50
240-38336-26	06/12/2014 08:55	134384		50	50
240-38336-27	06/12/2014 08:55	134384		50	50
240-38336-28	06/12/2014 08:55	134384		50	50
240-38336-29	06/12/2014 08:55	134384		50	50
240-38336-30	06/12/2014 08:55	134384		50	50
240-38336-31	06/12/2014 08:55	134384		50	50
240-38336-32	06/12/2014 08:55	134384		50	50
240-38336-33	06/12/2014 08:55	134384		50	50
240-38336-34	06/12/2014 08:55	134384		50	50
240-38336-35	06/12/2014 08:55	134384		50	50
240-38336-36	06/12/2014 08:55	134384		50	50

3-IN
METHOD BLANK
METALS - TOTAL RECOVERABLE

Lab Name: TestAmerica Canton Job No.: 240-38336-1

SDG No.:

Concentration Units: ug/L Lab Sample ID: MB 240-134384/1-A

Instrument Code: I10 Batch No.: 134751

CAS No.	Analyte	Concentration	C	Q	Method
7440-36-0	Antimony	2.0	U		6020
7440-38-2	Arsenic	0.107	J		6020
7440-39-3	Barium	1.31	J		6020
7440-41-7	Beryllium	1.0	U		6020
7440-43-9	Cadmium	1.0	U		6020
7440-47-3	Chromium	2.0	U		6020
7440-48-4	Cobalt	1.0	U		6020
7440-50-8	Copper	1.10	J		6020
7439-92-1	Lead	0.159	J		6020
7439-98-7	Molybdenum	10	U		6020
7440-02-0	Nickel	2.0	U		6020
7782-49-2	Selenium	5.0	U		6020
7440-22-4	Silver	0.0100	J		6020
7440-28-0	Thallium	2.0	U		6020
7440-62-2	Vanadium	5.0	U		6020
7440-66-6	Zinc	3.18	J		6020
7440-70-2	Calcium	277	J		6020
7439-95-4	Magnesium	69.1	J		6020
7440-33-7	Tungsten	0.0170	J		6020

7A-IN
LAB CONTROL SAMPLE
METALS - TOTAL RECOVERABLE

Lab ID: LCS 240-134384/3-A

Lab Name: TestAmerica Canton Job No.: 240-38336-1

Sample Matrix: Water LCS Source: MTICPMSB_00017

Analyte	Water(ug/L)							
	True	Found	C	%R	Limits		Q	Method
Antimony	100	92.6		93	80	120		6020
Arsenic	1000	976		98	80	120		6020
Barium	1000	1070		107	80	120		6020
Beryllium	1000	965		96	80	120		6020
Cadmium	1000	1070		107	80	120		6020
Chromium	1000	1000		100	80	120		6020
Cobalt	1000	986		99	80	120		6020
Copper	1000	1050		105	80	120		6020
Lead	1000	989		99	80	120		6020
Molybdenum	100	89.3		89	80	120		6020
Nickel	1000	948		95	80	120		6020
Selenium	1000	922		92	80	120		6020
Silver	100	95.3		95	80	120		6020
Thallium	250	241		97	80	120		6020
Vanadium	1000	979		98	80	120		6020
Zinc	1000	961		96	80	120		6020
Calcium	10000	9220		92	80	120		6020
Magnesium	10000	9700		97	80	120		6020
Tungsten	100	93.5		94	80	120		6020

Calculations are performed before rounding to avoid round-off errors in calculated results.

FORM VIIA - IN

5A-IN
MATRIX SPIKE SAMPLE RECOVERY
METALS - DISSOLVED

Client ID: _____ Lab ID: 240-38391-L-6-D MS not in SDG

Lab Name: TestAmerica Canton Job No.: 240-38336-1

SDG No.: _____

Matrix: Water Concentration Units: ug/L

% Solids: _____

Analyte	SSR	C	Sample Result (SR)	C	Spike Added (SA)	%R	Control Limit %R	Q	Method
Antimony	97.7		0.87	J	100	97	44-153		6020
Arsenic	1020		1.8	J	1000	102	82-123		6020
Barium	1110		24		1000	109	45-144		6020
Beryllium	1010		0.14	J	1000	101	77-124		6020
Cadmium	1070		0.054	J	1000	107	78-117		6020
Chromium	1030		0.39	J	1000	103	72-110		6020
Cobalt	1000		0.13	J	1000	100	67-114		6020
Copper	1060		5.1		1000	106	60-123		6020
Lead	999		0.17	J	1000	100	73-115		6020
Molybdenum	102		4.7	J	100	97	80-110		6020
Nickel	985		1.4	J	1000	98	72-111		6020
Selenium	938		0.76	J	1000	94	72-148		6020
Silver	100		0.018	J	100	100	10-139		6020
Thallium	243		2.0	U	250	97	69-117		6020
Vanadium	1040		1.5	J	1000	104	70-112		6020
Zinc	989		5.6	J	1000	98	49-156		6020
Calcium	52700		42000		10000	110	70-130	4	6020
Magnesium	13500		3600		10000	99	70-130		6020
Tungsten	100		0.37	J	100	100	43-133		6020

SSR = Spiked Sample Result

Calculations are performed before rounding to avoid round-off errors in calculated results.

FORM VA - IN

5A-IN
MATRIX SPIKE DUPLICATE SAMPLE RECOVERY
METALS - DISSOLVED

Client ID: _____ Lab ID: 240-38391-L-6-E MSD not in SDG

Lab Name: TestAmerica Canton Job No.: 240-38336-1

SDG No.: _____

Matrix: Water Concentration Units: ug/L

% Solids: _____

Analyte	(SDR) C		Spike Added (SA)	%R	Control Limit %R	RPD	RPD Limit	Q	Method
Antimony	96.2		100	95	44-153	2	20		6020
Arsenic	996		1000	99	82-123	3	20		6020
Barium	1100		1000	107	45-144	1	20		6020
Beryllium	1000		1000	100	77-124	1	20		6020
Cadmium	1060		1000	106	78-117	1	20		6020
Chromium	1010		1000	101	72-110	2	20		6020
Cobalt	976		1000	98	67-114	3	20		6020
Copper	1030		1000	102	60-123	3	20		6020
Lead	963		1000	96	73-115	4	20		6020
Molybdenum	101		100	96	80-110	2	20		6020
Nickel	956		1000	95	72-111	3	20		6020
Selenium	918		1000	92	72-148	2	20		6020
Silver	98.5		100	99	10-139	2	20		6020
Thallium	236		250	94	69-117	3	20		6020
Vanadium	1010		1000	101	70-112	3	20		6020
Zinc	974		1000	97	49-156	2	20		6020
Calcium	50300		10000	86	70-130	5	20	4	6020
Magnesium	13100		10000	95	70-130	3	20		6020
Tungsten	97.0		100	97	43-133	3	20		6020

SDR = Sample Duplicate Result

Calculations are performed before rounding to avoid round-off errors in calculated results.

FORM VD - IN

8-IN
ICP-AES AND ICP-MS SERIAL DILUTIONS
METALS - DISSOLVED

Lab ID: 240-38391-L-6-A SD ^5

SDG No:

Lab Name: TestAmerica Canton Job No: 240-38336-1

Matrix: Water Concentration Units: ug/L

Analyte	Initial Sample Result (I)	C	Serial Dilution Result (S)	C	% Difference	Q	Method
Antimony	0.87	J	0.985	J	NC		6020
Arsenic	1.8	J	1.93	J	NC		6020
Barium	24		24.5	J	NC		6020
Beryllium	0.14	J	0.410	J	NC		6020
Cadmium	0.054	J	5.0	U	NC		6020
Chromium	0.39	J	10	U	NC		6020
Cobalt	0.13	J	0.125	J	NC		6020
Copper	5.1		4.76	J	NC		6020
Lead	0.17	J	5.0	U	NC		6020
Molybdenum	4.7	J	4.90	J	NC		6020
Nickel	1.4	J	1.31	J	NC		6020
Selenium	0.76	J	25	U	NC		6020
Silver	0.018	J	5.0	U	NC		6020
Thallium	2.0	U	10	U	NC		6020
Vanadium	1.5	J	1.26	J	NC		6020
Zinc	5.6	J	100	U	NC		6020
Calcium	42000		41000		NC		6020
Magnesium	3600		3730	J	NC		6020
Tungsten	0.37	J	0.295	J	NC		6020

Calculations are performed before rounding to avoid round-off errors in calculated results.

FORM VIII-IN

13-IN
ANALYSIS RUN LOG
METALS

Lab Name: TestAmerica Canton Job No.: 240-38336-1

SDG No.:

Instrument ID: I10 Method: 6020

Start Date: 06/13/2014 10:02 End Date: 06/13/2014 19:12

Lab Sample ID	D/F	Type	Time	Analytes																		
				Ag	As	Ba	Be	Ca	Cd	Co	Cr	Cu	Mg	Mo	Ni	Pb	Sb	Se	Tl	V	W	Zn
ZZZZZZ			10:02																			
ICIS 240-134751/2			10:06	X	X	X	X	X	X	X	X	X	X	X	X	X	X	X	X	X	X	X
STD1 240-134751/3 IC	1		10:10	X	X	X	X	X	X	X	X	X	X	X	X	X	X	X	X	X	X	X
STD2 240-134751/4 IC	1		10:14	X	X	X	X	X	X	X	X	X	X	X	X	X	X	X	X	X	X	X
STD3 240-134751/5 IC	1		10:18	X	X	X	X	X	X	X	X	X	X	X	X	X	X	X	X	X	X	X
STD4 240-134751/6 IC	1		10:22	X	X	X	X	X	X	X	X	X	X	X	X	X	X	X	X	X	X	X
ICV 240-134751/7	1		10:26	X	X	X	X	X	X	X	X	X	X	X	X	X	X	X	X	X	X	X
ICB 240-134751/8	1		10:30	X	X	X	X		X	X	X	X		X	X	X	X	X	X	X	X	X
CRI 240-134751/9	1		10:34	X	X	X	X	X	X	X	X	X	X	X	X	X	X	X	X	X	X	X
ICSA 240-134751/10	1		10:38	X	X	X	X	X	X	X	X	X	X	X	X	X	X	X	X	X	X	X
ICSAB 240-134751/11	1		10:42	X	X	X	X	X	X	X	X	X	X	X	X	X	X	X	X	X	X	X
CCV 240-134751/12	1		10:46	X	X	X	X	X	X	X	X	X	X	X	X	X	X	X	X	X	X	X
CCB 240-134751/13	1		10:50	X	X	X	X		X	X	X	X		X	X	X	X	X	X	X	X	X
MB 240-134384/1-A	1	R	10:56	X	X	X	X		X	X	X	X		X	X	X	X	X	X	X	X	X
LCS 240-134384/3-A	1	R	11:00	X	X	X	X	X	X	X	X	X	X	X	X	X	X	X	X	X	X	X
ZZZZZZ			11:04																			
240-38391-L-6-A SD ^5	5	D	11:08	X	X	X	X		X	X	X	X		X	X	X	X	X	X	X	X	X
240-38391-L-6-D MS	1	D	11:12	X	X	X	X	X	X	X	X	X	X	X	X	X	X	X	X	X	X	X
240-38391-L-6-E MSD	1	D	11:15	X	X	X	X	X	X	X	X	X	X	X	X	X	X	X	X	X	X	X
ZZZZZZ			11:19																			
240-38336-21	1	D	11:22	X	X	X	X		X	X	X	X		X	X	X	X	X	X	X	X	X
240-38336-22	1	D	11:26	X	X	X	X		X	X	X	X		X	X	X	X	X	X	X	X	X
240-38336-23	1	D	11:30	X	X	X	X		X	X	X	X		X	X	X	X	X	X	X	X	X
CCV 240-134751/24	1		11:34	X	X	X	X	X	X	X	X	X	X	X	X	X	X	X	X	X	X	X
CCB 240-134751/25	1		11:38	X	X	X	X		X	X	X	X		X	X	X	X	X	X	X	X	X
240-38336-24	1	D	11:42	X	X	X	X		X	X	X	X		X	X	X	X	X	X	X	X	X
240-38336-25	1	D	11:46	X	X	X	X		X	X	X	X		X	X	X	X	X	X	X	X	X
240-38336-26	1	D	11:50	X	X	X	X		X	X	X	X		X	X	X	X	X	X	X	X	X
240-38336-27	1	D	11:54	X	X	X	X		X	X	X	X		X	X	X	X	X	X	X	X	X
240-38336-28	1	D	11:58	X	X	X	X		X	X	X	X		X	X	X	X	X	X	X	X	X
240-38336-29	1	D	12:02	X	X	X	X		X	X	X	X		X	X	X	X	X	X	X	X	X
240-38336-30	1	D	12:06	X	X	X	X		X	X	X	X		X	X	X	X	X	X	X	X	X
240-38336-31	1	D	12:10	X	X	X	X		X	X	X	X		X	X	X	X	X	X	X	X	X
240-38336-32	1	D	12:14	X	X	X	X		X	X	X	X		X	X	X	X	X	X	X	X	X
240-38336-33	1	D	12:18	X	X	X	X		X	X	X	X		X	X	X	X	X	X	X	X	X
CCV 240-134751/36	1		12:22	X	X	X	X	X	X	X	X	X	X	X	X	X	X	X	X	X	X	X
CCB 240-134751/37	1		12:26	X	X	X	X		X	X	X	X		X	X	X	X	X	X	X	X	X
240-38336-34	1	D	12:30	X	X	X	X		X	X	X	X		X	X	X	X	X	X	X	X	X
240-38336-35	1	D	12:34	X	X	X	X		X	X	X	X		X	X	X	X	X	X	X	X	X
240-38336-36	1	D	12:38	X	X	X	X		X	X	X	X		X	X	X	X	X	X	X	X	X
ZZZZZZ			12:41																			
ZZZZZZ			12:45																			

13-IN
ANALYSIS RUN LOG
METALS

Lab Name: TestAmerica Canton Job No.: 240-38336-1

SDG No.:

Instrument ID: I10 Method: 6020

Start Date: 06/13/2014 10:02 End Date: 06/13/2014 19:12

Lab Sample ID	D/F	Type	Time	Analytes																		
				Ag	As	Ba	Be	Ca	Cd	Co	Cr	Cu	Mg	Mo	Ni	Pb	Sb	Se	Tl	V	W	Zn
ZZZZZZ			12:49																			
ZZZZZZ			12:56																			
ZZZZZZ			13:00																			
ZZZZZZ			13:04																			
ZZZZZZ			13:07																			
CCV 240-134751/48	1		13:11	X	X	X	X	X	X	X	X	X	X	X	X	X	X	X	X	X	X	X
CCB 240-134751/49	1		13:15	X	X	X	X		X	X	X	X		X	X	X	X	X	X	X	X	X
ZZZZZZ			13:19																			
ZZZZZZ			13:23																			
ZZZZZZ			13:27																			
ZZZZZZ			13:30																			
ZZZZZZ			13:34																			
ZZZZZZ			13:38																			
ZZZZZZ			13:42																			
ZZZZZZ			13:45																			
ZZZZZZ			13:49																			
ZZZZZZ			13:53																			
CCV 240-134751/60			13:57																			
CCB 240-134751/61			14:01																			
CCV 240-134751/62			14:05																			
CCB 240-134751/63			14:09																			
ZZZZZZ			14:13																			
ZZZZZZ			14:17																			
ZZZZZZ			14:21																			
ZZZZZZ			14:25																			
ZZZZZZ			14:29																			
ZZZZZZ			14:33																			
ZZZZZZ			14:37																			
CCV 240-134751/71			14:41																			
CCB 240-134751/72			14:45																			
ZZZZZZ			14:59																			
ZZZZZZ			15:03																			
ZZZZZZ			15:07																			
ZZZZZZ			15:10																			
ZZZZZZ			15:14																			
ZZZZZZ			15:18																			
ZZZZZZ			15:22																			
ZZZZZZ			15:26																			
CCV 240-134751/81			15:30																			
CCB 240-134751/82			15:34																			
ZZZZZZ			15:38																			
ZZZZZZ			15:41																			

13-IN
ANALYSIS RUN LOG
METALS

Lab Name: TestAmerica Canton Job No.: 240-38336-1

SDG No.:

Instrument ID: I10 Method: 6020

Start Date: 06/13/2014 10:02 End Date: 06/13/2014 19:12

Lab Sample ID	D/F	Type	Time	Analytes																		
				Ag	As	Ba	Be	Ca	Cd	Co	Cr	Cu	Mg	Mo	Ni	Pb	Sb	Se	Tl	V	W	Zn
ZZZZZZ			15:45																			
ZZZZZZ			15:49																			
CCV 240-134751/87	1		15:53	X	X	X	X	X	X	X	X	X	X	X	X	X	X	X	X	X	X	X
CCB 240-134751/88	1		15:57	X	X	X	X		X	X	X	X		X	X	X	X	X	X	X	X	X
MB 240-134377/1-A	1	R	16:01	X	X	X	X		X	X	X	X		X	X	X	X	X	X	X	X	X
LCS 240-134377/2-A	1	R	16:05	X	X	X	X	X	X	X	X	X	X	X	X	X	X	X	X	X	X	X
240-38336-1	1	D	16:09	X	X	X	X		X	X	X	X		X	X	X	X	X	X	X	X	X
240-38336-1 SD	5	D	16:12	X	X	X	X		X	X	X	X		X	X	X	X	X	X	X	X	X
240-38336-1 MS	1	D	16:16	X	X	X	X	X	X	X	X	X	X	X	X	X	X	X	X	X	X	X
240-38336-1 MSD	1	D	16:20	X	X	X	X	X	X	X	X	X	X	X	X	X	X	X	X	X	X	X
ZZZZZZ			16:24																			
240-38336-2	1	D	16:27	X	X	X	X		X	X	X	X		X	X	X	X	X	X	X	X	X
240-38336-3	1	D	16:31	X	X	X	X		X	X	X	X		X	X	X	X	X	X	X	X	X
240-38336-4	1	D	16:35	X	X	X	X		X	X	X	X		X	X	X	X	X	X	X	X	X
CCV 240-134751/99	1		16:39	X	X	X	X	X	X	X	X	X	X	X	X	X	X	X	X	X	X	X
CCB 240-134751/100	1		16:43	X	X	X	X		X	X	X	X		X	X	X	X	X	X	X	X	X
240-38336-5	1	D	16:47	X	X	X	X		X	X	X	X		X	X	X	X	X	X	X	X	X
240-38336-6	1	D	16:51	X	X	X	X		X	X	X	X		X	X	X	X	X	X	X	X	X
240-38336-7	1	D	16:55	X	X	X	X		X	X	X	X		X	X	X	X	X	X	X	X	X
240-38336-8	1	D	16:59	X	X	X	X		X	X	X	X		X	X	X	X	X	X	X	X	X
240-38336-9	1	D	17:03	X	X	X	X		X	X	X	X		X	X	X	X	X	X	X	X	X
240-38336-10	1	D	17:07	X	X	X	X		X	X	X	X		X	X	X	X	X	X	X	X	X
240-38336-11	1	D	17:11	X	X	X	X		X	X	X	X		X	X	X	X	X	X	X	X	X
240-38336-12	1	D	17:15	X	X	X	X		X	X	X	X		X	X	X	X	X	X	X	X	X
240-38336-13	1	D	17:19	X	X	X	X		X	X	X	X		X	X	X	X	X	X	X	X	X
240-38336-14	1	D	17:23	X	X	X	X		X	X	X	X		X	X	X	X	X	X	X	X	X
CCV 240-134751/111	1		17:27	X	X	X	X	X	X	X	X	X	X	X	X	X	X	X	X	X	X	X
CCB 240-134751/112	1		17:31	X	X	X	X		X	X	X	X		X	X	X	X	X	X	X	X	X
240-38336-15	1	D	17:34	X	X	X	X		X	X	X	X		X	X	X	X	X	X	X	X	X
240-38336-16	1	D	17:38	X	X	X	X		X	X	X	X		X	X	X	X	X	X	X	X	X
240-38336-17	1	D	17:42	X	X	X	X		X	X	X	X		X	X	X	X	X	X	X	X	X
240-38336-18	1	D	17:46	X	X	X	X		X	X	X	X		X	X	X	X	X	X	X	X	X
240-38336-19	1	D	17:50	X	X	X	X		X	X	X	X		X	X	X	X	X	X	X	X	X
240-38336-20	1	D	17:54	X	X	X	X		X	X	X	X		X	X	X	X	X	X	X	X	X
ZZZZZZ			17:58																			
ZZZZZZ			18:02																			
ZZZZZZ			18:06																			
ZZZZZZ			18:10																			
CCV 240-134751/123	1		18:14	X	X	X	X	X	X	X	X	X	X	X	X	X	X	X	X	X	X	X
CCB 240-134751/124	1		18:18	X	X	X	X		X	X	X	X		X	X	X	X	X	X	X	X	X
ZZZZZZ			18:22																			
ZZZZZZ			18:26																			

13-IN
ANALYSIS RUN LOG
METALS

Lab Name: TestAmerica Canton Job No.: 240-38336-1

SDG No.:

Instrument ID: I10 Method: 6020

Start Date: 06/13/2014 10:02 End Date: 06/13/2014 19:12

Lab Sample ID	D / F	Type	Time	Analytes																				
				Ag	As	Ba	Be	Ca	Cd	Co	Cr	Cu	Mg	Mo	Ni	Pb	Sb	Se	Tl	V	W	Zn		
ZZZZZZ			18:29																					
ZZZZZZ			18:33																					
ZZZZZZ			18:37																					
ZZZZZZ			18:41																					
ZZZZZZ			18:45																					
ZZZZZZ			18:49																					
ZZZZZZ			18:53																					
ZZZZZZ			18:57																					
CCV 240-134751/135			19:01																					
CCB 240-134751/136			19:04																					
CCV 240-134751/137			19:08																					
CCB 240-134751/138			19:12																					

Prep Types

D = Dissolved

R = Total Recoverable

2A-IN
CALIBRATION VERIFICATIONS
METALS

Lab Name: TestAmerica Canton Job No.: 240-38336-1

SDG No.:

ICV Source: MTMSICVW_00035 Concentration Units: ug/L

CCV Source: MTMSCAL2CCVW_00092

Analyte	ICV 240-134751/7 06/13/2014 10:26				CCV 240-134751/12 06/13/2014 10:46				CCV 240-134751/24 06/13/2014 11:34			
	Found	C	True	%R	Found	C	True	%R	Found	C	True	%R
Antimony	40.4		40.0	101	50.8		50.0	102	51.0		50.0	102
Arsenic	40.4		40.0	101	51.2		50.0	102	51.8		50.0	104
Barium	42.3		40.0	106	51.7		50.0	103	52.0		50.0	104
Beryllium	40.5		40.0	101	51.6		50.0	103	51.1		50.0	102
Cadmium	42.7		40.0	107	52.6		50.0	105	53.1		50.0	106
Calcium	19700		20000	99	24600		25000	98	24500		25000	98
Chromium	42.4		40.0	106	52.9		50.0	106	52.4		50.0	105
Cobalt	40.5		40.0	101	50.8		50.0	102	50.5		50.0	101
Copper	43.6		40.0	109	53.1		50.0	106	53.4		50.0	107
Lead	41.9		40.0	105	51.3		50.0	103	50.6		50.0	101
Magnesium	21100		20000	105	25900		25000	104	26300		25000	105
Molybdenum	41.8		40.0	105	52.4		50.0	105	51.4		50.0	103
Nickel	42.7		40.0	107	51.9		50.0	104	51.6		50.0	103
Selenium	41.5		40.0	104	50.2		50.0	100	51.6		50.0	103
Silver	41.6		40.0	104	51.4		50.0	103	50.9		50.0	102
Thallium	40.8		40.0	102	52.8		50.0	106	52.2		50.0	104
Tungsten	37.9		40.0	95	47.9		50.0	96	47.3		50.0	95
Vanadium	42.5		40.0	106	52.5		50.0	105	51.9		50.0	104
Zinc	41.5		40.0	104	51.1		50.0	102	51.3		50.0	103

Note! Calculations are performed before rounding to avoid round-off errors in calculated results.
Italicized analytes were not requested for this sequence.

2A-IN
CALIBRATION VERIFICATIONS
METALS

Lab Name: TestAmerica Canton Job No.: 240-38336-1

SDG No.:

ICV Source: MTMSICVW_00035 Concentration Units: ug/L

CCV Source: MTMSCAL2CCVW_00092

Analyte	CCV 240-134751/36 06/13/2014 12:22				CCV 240-134751/48 06/13/2014 13:11				CCV 240-134751/87 06/13/2014 15:53			
	Found	C	True	%R	Found	C	True	%R	Found	C	True	%R
Antimony	51.2		50.0	102	50.8		50.0	102	51.0		50.0	102
Arsenic	52.3		50.0	105	50.8		50.0	102	51.3		50.0	103
Barium	51.6		50.0	103	51.4		50.0	103	51.8		50.0	104
Beryllium	52.2		50.0	104	50.9		50.0	102	53.6		50.0	107
Cadmium	53.0		50.0	106	52.4		50.0	105	52.4		50.0	105
Calcium	24700		25000	99	24500		25000	98	24700		25000	99
Chromium	52.7		50.0	105	52.2		50.0	104	52.2		50.0	104
Cobalt	51.1		50.0	102	50.4		50.0	101	50.2		50.0	100
Copper	53.5		50.0	107	53.0		50.0	106	52.7		50.0	105
Lead	51.9		50.0	104	51.5		50.0	103	51.0		50.0	102
Magnesium	26800		25000	107	26100		25000	104	26600		25000	106
Molybdenum	51.9		50.0	104	51.3		50.0	103	50.7		50.0	101
Nickel	51.9		50.0	104	50.4		50.0	101	50.2		50.0	100
Selenium	51.2		50.0	102	51.0		50.0	102	50.8		50.0	102
Silver	51.0		50.0	102	50.4		50.0	101	49.7		50.0	99
Thallium	54.4		50.0	109	53.2		50.0	106	53.1		50.0	106
Tungsten	48.3		50.0	97	47.9		50.0	96	47.0		50.0	94
Vanadium	52.3		50.0	105	51.6		50.0	103	51.9		50.0	104
Zinc	51.6		50.0	103	50.8		50.0	102	50.4		50.0	101

Note! Calculations are performed before rounding to avoid round-off errors in calculated results.
Italicized analytes were not requested for this sequence.

2A-IN
CALIBRATION VERIFICATIONS
METALS

Lab Name: TestAmerica Canton Job No.: 240-38336-1

SDG No.:

ICV Source: MTMSICVW_00035 Concentration Units: ug/L

CCV Source: MTMSCAL2CCVW_00092

Analyte	CCV 240-134751/99 06/13/2014 16:39				CCV 240-134751/111 06/13/2014 17:27				CCV 240-134751/123 06/13/2014 18:14			
	Found	C	True	%R	Found	C	True	%R	Found	C	True	%R
Antimony	51.0		50.0	102	51.2		50.0	102	52.1		50.0	104
Arsenic	51.7		50.0	103	51.5		50.0	103	52.4		50.0	105
Barium	52.0		50.0	104	52.4		50.0	105	52.8		50.0	106
Beryllium	50.3		50.0	101	50.5		50.0	101	50.3		50.0	101
Cadmium	52.7		50.0	105	52.5		50.0	105	53.7		50.0	107
Calcium	24900		25000	100	25200		25000	101	25400		25000	101
Chromium	52.9		50.0	106	53.4		50.0	107	54.0		50.0	108
Cobalt	50.8		50.0	102	51.2		50.0	102	52.0		50.0	104
Copper	53.5		50.0	107	53.6		50.0	107	54.6		50.0	109
Lead	51.6		50.0	103	51.1		50.0	102	53.2		50.0	106
Magnesium	26700		25000	107	27000		25000	108	27000		25000	108
Molybdenum	51.4		50.0	103	51.4		50.0	103	53.2		50.0	106
Nickel	50.6		50.0	101	51.3		50.0	103	51.9		50.0	104
Selenium	50.6		50.0	101	51.6		50.0	103	51.3		50.0	103
Silver	50.5		50.0	101	50.4		50.0	101	52.1		50.0	104
Thallium	53.7		50.0	107	53.2		50.0	106	55.3		50.0	111
Tungsten	48.1		50.0	96	48.6		50.0	97	48.3		50.0	97
Vanadium	52.5		50.0	105	53.4		50.0	107	52.9		50.0	106
Zinc	50.6		50.0	101	50.8		50.0	102	51.8		50.0	104

Note! Calculations are performed before rounding to avoid round-off errors in calculated results.
Italicized analytes were not requested for this sequence.

2B-IN
CRQL CHECK STANDARD
METALS

Lab Name: TestAmerica Canton Job No.: 240-38336-1

SDG No.:

Method: 6020 Instrument ID: I10

Lab Sample ID: CRI 240-134751/9 Concentration Units: ug/L

CRQL Check Standard Source: MTMSCRI6020AW_00011

Analyte	CRQL Check Standard				
	True	Found	Qualifiers	%R(1)	Limits
Antimony	2.00	2.09		104	50-150
Arsenic	5.00	5.12		102	50-150
Barium	5.00	5.32		106	50-150
Beryllium	1.00	1.06		106	50-150
Cadmium	1.00	1.04		104	50-150
Chromium	2.00	2.05		103	50-150
Cobalt	1.00	1.04		104	50-150
Copper	2.00	2.08		104	50-150
Lead	1.00	1.08		108	50-150
Molybdenum	10.0	10.2		102	50-150
Nickel	2.00	2.04		102	50-150
Selenium	5.00	5.31		106	50-150
Silver	1.00	1.04		104	50-150
Thallium	2.00	2.05		103	50-150
Vanadium	5.00	5.26		105	50-150
Zinc	20.0	20.5		102	50-150
Calcium	1000	984	J	98	50-150
Magnesium	1000	1060		106	50-150
Tungsten	10.0	9.51	J	95	50-150

Note! Calculations are performed before rounding to avoid round-off errors in calculated results.

FORM IIB-IN

3-IN
INSTRUMENT BLANKS
METALS

Lab Name: TestAmerica Canton Job No.: 240-38336-1

SDG No.:

Concentration Units: ug/L

Analyte	RL	ICB 240-134751/8 06/13/2014 10:30		CCB 240-134751/13 06/13/2014 10:50		CCB 240-134751/25 06/13/2014 11:38		CCB 240-134751/37 06/13/2014 12:26	
		Found	C	Found	C	Found	C	Found	C
Antimony	2.0	0.111	J	2.0	U	2.0	U	2.0	U
Arsenic	5.0	5.0	U	5.0	U	5.0	U	5.0	U
Barium	5.0	5.0	U	5.0	U	5.0	U	5.0	U
Beryllium	1.0	1.0	U	1.0	U	0.116	J	1.0	U
Cadmium	1.0	1.0	U	1.0	U	1.0	U	1.0	U
Calcium	1000	1000	U	1000	U	1000	U	1000	U
Chromium	2.0	2.0	U	2.0	U	2.0	U	2.0	U
Cobalt	1.0	1.0	U	1.0	U	1.0	U	1.0	U
Copper	2.0	2.0	U	2.0	U	2.0	U	2.0	U
Lead	1.0	1.0	U	1.0	U	1.0	U	1.0	U
Magnesium	1000	1000	U	1000	U	1000	U	1000	U
Molybdenum	10	10	U	10	U	10	U	10	U
Nickel	2.0	2.0	U	2.0	U	2.0	U	2.0	U
Selenium	5.0	5.0	U	5.0	U	5.0	U	5.0	U
Silver	1.0	1.0	U	0.0100	J	1.0	U	1.0	U
Thallium	2.0	2.0	U	2.0	U	2.0	U	2.0	U
Tungsten	10	0.0510	J	0.0560	J	0.0640	J	0.0800	J
Vanadium	5.0	5.0	U	5.0	U	5.0	U	5.0	U
Zinc	20	20	U	20	U	20	U	20	U

Italicized analytes were not requested for this sequence.

3-IN
INSTRUMENT BLANKS
METALS

Lab Name: TestAmerica Canton Job No.: 240-38336-1

SDG No.:

Concentration Units: ug/L

Analyte	RL	CCB 240-134751/49 06/13/2014 13:15		CCB 240-134751/88 06/13/2014 15:57		CCB 240-134751/100 06/13/2014 16:43		CCB 240-134751/112 06/13/2014 17:31	
		Found	C	Found	C	Found	C	Found	C
Antimony	2.0	2.0	U	2.0	U	2.0	U	2.0	U
Arsenic	5.0	5.0	U	5.0	U	5.0	U	5.0	U
Barium	5.0	5.0	U	5.0	U	5.0	U	5.0	U
Beryllium	1.0	0.0590	J	0.0330	J	0.173	J	0.0480	J
Cadmium	1.0	1.0	U	1.0	U	1.0	U	1.0	U
Calcium	1000	1000	U	34.6	J	33.0	J	31.6	J
Chromium	2.0	2.0	U	2.0	U	2.0	U	2.0	U
Cobalt	1.0	1.0	U	1.0	U	1.0	U	1.0	U
Copper	2.0	2.0	U	2.0	U	2.0	U	2.0	U
Lead	1.0	1.0	U	1.0	U	1.0	U	1.0	U
Magnesium	1000	1000	U	1000	U	1000	U	1000	U
Molybdenum	10	10	U	10	U	10	U	10	U
Nickel	2.0	2.0	U	2.0	U	2.0	U	2.0	U
Selenium	5.0	5.0	U	5.0	U	5.0	U	0.342	J
Silver	1.0	1.0	U	1.0	U	1.0	U	1.0	U
Thallium	2.0	2.0	U	2.0	U	2.0	U	2.0	U
Tungsten	10	0.0540	J	0.0540	J	0.0780	J	0.0790	J
Vanadium	5.0	5.0	U	5.0	U	5.0	U	5.0	U
Zinc	20	20	U	20	U	20	U	20	U

Italicized analytes were not requested for this sequence.

3-IN
INSTRUMENT BLANKS
METALS

Lab Name: TestAmerica Canton Job No.: 240-38336-1

SDG No.:

Concentration Units: ug/L

Analyte	RL	CCB 240-134751/124 06/13/2014 18:18							
		Found	C	Found	C	Found	C	Found	C
Antimony	2.0	2.0	U						
Arsenic	5.0	5.0	U						
Barium	5.0	5.0	U						
Beryllium	1.0	0.118	J						
Cadmium	1.0	1.0	U						
Calcium	1000	28.8	J						
Chromium	2.0	2.0	U						
Cobalt	1.0	1.0	U						
Copper	2.0	2.0	U						
Lead	1.0	1.0	U						
Magnesium	1000	1000	U						
Molybdenum	10	10	U						
Nickel	2.0	2.0	U						
Selenium	5.0	5.0	U						
Silver	1.0	1.0	U						
Thallium	2.0	2.0	U						
Tungsten	10	0.0700	J						
Vanadium	5.0	5.0	U						
Zinc	20	20	U						

Italicized analytes were not requested for this sequence.

4A-IN
INTERFERENCE CHECK STANDARD
METALS

Lab Name: TestAmerica Canton Job No.: 240-38336-1

SDG No.:

Lab Sample ID: ICSA 240-134751/10 Instrument ID: I10

Lab File ID: 010ICSA.d ICS Source: MTMSICSAW_00036

Concentration Units: ug/L

Analyte	True Solution A	Found Solution A	Percent Recovery
Antimony		**0.0560**	
Arsenic		**0.0530**	
Barium		**0.0440**	
Beryllium		**0.0090**	
Cadmium		**0.0000**	
Calcium	**50000**	**51003**	**102**
Chromium		**0.600**	
Cobalt		**0.0020**	
Copper		**0.127**	
Lead		**0.112**	
Magnesium	**50000**	**51140**	**102**
Molybdenum	**1000**	**1058**	**106**
Nickel		**-0.0940**	
Selenium		**0.0830**	
Silver		**0.0160**	
Thallium		**0.0030**	
Tungsten		**0.0760**	
Vanadium		**-0.0330**	
Zinc		**0.530**	
Aluminum	*50000*	*51372*	*103*
Boron		*0.806*	
Iron	*50000*	*51414*	*103*
Manganese		*0.232*	
Potassium	*50000*	*50706*	*101*
Sodium	*50000*	*51242*	*102*
Strontium		*0.352*	
Tin		*0.0600*	
Titanium	*1000*	*963*	*96*

Calculations are performed before rounding to avoid round-off errors in calculated results.

FORM IVA-IN

4A-IN
INTERFERENCE CHECK STANDARD
METALS

Lab Name: TestAmerica Canton Job No.: 240-38336-1

SDG No.:

Lab Sample ID: ICSAB 240-134751/11 Instrument ID: I10

Lab File ID: 011ICAB.d ICS Source: MTMSICSABW_00036

Concentration Units: ug/L

Analyte	True Solution AB	Found Solution AB	Percent Recovery
Antimony	**100**	**96.5**	**96**
Arsenic	**100**	**97.3**	**97**
Barium	**100**	**101**	**101**
Beryllium	**100**	**105**	**105**
Cadmium	**100**	**98.9**	**99**
Calcium	**50000**	**49125**	**98**
Chromium	**100**	**100**	**100**
Cobalt	**100**	**102**	**102**
Copper	**100**	**101**	**101**
Lead	**100**	**101**	**101**
Magnesium	**50000**	**49135**	**98**
Molybdenum	**1100**	**1121**	**102**
Nickel	**100**	**99.4**	**99**
Selenium	**100**	**96.3**	**96**
Silver	**100**	**101**	**101**
Thallium	**100**	**100**	**100**
Tungsten	**100**	**97.5**	**98**
Vanadium	**100**	**98.5**	**99**
Zinc	**100**	**100**	**100**
Aluminum	*50000*	*49351*	*99*
Boron	*100*	*99.7*	*100*
Iron	*50000*	*48947*	*98*
Manganese	*100*	*94.6*	*95*
Potassium	*50000*	*49130*	*98*
Sodium	*50000*	*49186*	*98*
Strontium	*100*	*100*	*100*
Tin	*100*	*95.5*	*96*
Titanium	*1100*	*1011*	*92*

Calculations are performed before rounding to avoid round-off errors in calculated results.

FORM IVA-IN

12-IN
PREPARATION LOG
METALS

Lab Name: TestAmerica Canton Job No.: 240-38336-1

SDG No.:

Prep Method: 7470A

Lab Sample ID	Preparation Date	Prep Batch	Initial Weight	Initial Volume (mL)	Final Volume (mL)
MB 240-134383/1-A	06/12/2014 15:05	134383		50	50
LCS 240-134383/2-A	06/12/2014 15:05	134383		50	50
240-38336-1	06/12/2014 15:05	134383		50	50
240-38336-1 MS	06/12/2014 15:05	134383		50	50
240-38336-1 MSD	06/12/2014 15:05	134383		50	50
240-38336-2	06/12/2014 15:05	134383		50	50
240-38336-3	06/12/2014 15:05	134383		50	50
240-38336-4	06/12/2014 15:05	134383		50	50
240-38336-5	06/12/2014 15:05	134383		50	50
240-38336-6	06/12/2014 15:05	134383		50	50
240-38336-7	06/12/2014 15:05	134383		50	50
240-38336-8	06/12/2014 15:05	134383		50	50
240-38336-9	06/12/2014 15:05	134383		50	50
240-38336-10	06/12/2014 15:05	134383		50	50
240-38336-11	06/12/2014 15:05	134383		50	50
240-38336-12	06/12/2014 15:05	134383		50	50
240-38336-13	06/12/2014 15:05	134383		50	50
240-38336-14	06/12/2014 15:05	134383		50	50
240-38336-15	06/12/2014 15:05	134383		50	50
240-38336-16	06/12/2014 15:05	134383		50	50
240-38336-17	06/12/2014 15:05	134383		50	50
240-38336-18	06/12/2014 15:05	134383		50	50
240-38336-19	06/12/2014 15:05	134383		50	50
240-38336-20	06/12/2014 15:05	134383		50	50

3-IN
METHOD BLANK
METALS

Lab Name: TestAmerica Canton Job No.: 240-38336-1

SDG No.:

Concentration Units: ug/L Lab Sample ID: MB 240-134383/1-A

Instrument Code: H1 Batch No.: 134585

CAS No.	Analyte	Concentration	C	Q	Method
7439-97-6	Mercury	0.20	U		7470A

7A-IN
LAB CONTROL SAMPLE
METALS

Lab ID: LCS 240-134383/2-A

Lab Name: TestAmerica Canton Job No.: 240-38336-1

Sample Matrix: Water LCS Source: MTHGCALW_00656

Analyte	Water(ug/L)							
	True	Found	C	%R	Limits		Q	Method
Mercury	5.00	4.04		81	81	123		7470A

Calculations are performed before rounding to avoid round-off errors in calculated results.

FORM VIIA - IN

12-IN
PREPARATION LOG
METALS

Lab Name: TestAmerica Canton Job No.: 240-38336-1

SDG No.:

Prep Method: 7470A

Lab Sample ID	Preparation Date	Prep Batch	Initial Weight	Initial Volume (mL)	Final Volume (mL)
MB 240-134385/1-A	06/12/2014 15:05	134385		50	50
LCS 240-134385/2-A	06/12/2014 15:05	134385		50	50
240-38391-L-6-G MS	06/12/2014 15:05	134385		50	50
240-38391-L-6-H MSD	06/12/2014 15:05	134385		50	50
240-38336-21	06/12/2014 15:05	134385		50	50
240-38336-22	06/12/2014 15:05	134385		50	50
240-38336-23	06/12/2014 15:05	134385		50	50
240-38336-24	06/12/2014 15:05	134385		50	50
240-38336-25	06/12/2014 15:05	134385		50	50
240-38336-26	06/12/2014 15:05	134385		50	50
240-38336-27	06/12/2014 15:05	134385		50	50
240-38336-28	06/12/2014 15:05	134385		50	50
240-38336-29	06/12/2014 15:05	134385		50	50
240-38336-30	06/12/2014 15:05	134385		50	50
240-38336-31	06/12/2014 15:05	134385		50	50
240-38336-32	06/12/2014 15:05	134385		50	50
240-38336-33	06/12/2014 15:05	134385		50	50
240-38336-34	06/12/2014 15:05	134385		50	50
240-38336-35	06/12/2014 15:05	134385		50	50
240-38336-36	06/12/2014 15:05	134385		50	50

3-IN
METHOD BLANK
METALS

Lab Name: TestAmerica Canton Job No.: 240-38336-1

SDG No.:

Concentration Units: ug/L Lab Sample ID: MB 240-134385/1-A

Instrument Code: H1 Batch No.: 134585

CAS No.	Analyte	Concentration	C	Q	Method
7439-97-6	Mercury	0.20	U		7470A

7A-IN
LAB CONTROL SAMPLE
METALS

Lab ID: LCS 240-134385/2-A

Lab Name: TestAmerica Canton Job No.: 240-38336-1

Sample Matrix: Water LCS Source: MTHGCALW_00656

Analyte	Water(ug/L)							
	True	Found	C	%R	Limits		Q	Method
Mercury	5.00	4.38		88	81	123		7470A

Calculations are performed before rounding to avoid round-off errors in calculated results.

FORM VIIA - IN

5A-IN
MATRIX SPIKE SAMPLE RECOVERY
METALS - DISSOLVED

Client ID: _____ Lab ID: 240-38391-L-6-G MS

Lab Name: TestAmerica Canton Job No.: 240-38336-1

SDG No.: _____

Matrix: Water Concentration Units: ug/L

% Solids: _____

Analyte	SSR	C	Sample Result (SR)	C	Spike Added (SA)	%R	Control Limit %R	Q	Method
Mercury	0.865		0.20	U	1.00	87	69-134		7470A

SSR = Spiked Sample Result

Calculations are performed before rounding to avoid round-off errors in calculated results.

FORM VA - IN

5A-IN
MATRIX SPIKE DUPLICATE SAMPLE RECOVERY
METALS - DISSOLVED

Client ID: _____ Lab ID: 240-38391-L-6-H MSD

Lab Name: TestAmerica Canton Job No.: 240-38336-1

SDG No.: _____

Matrix: Water Concentration Units: ug/L

% Solids: _____

Analyte	(SDR) C		Spike Added (SA)	%R	Control Limit %R	RPD	RPD Limit	Q	Method
Mercury	0.864		1.00	86	69-134	0	20		7470A

SDR = Sample Duplicate Result

Calculations are performed before rounding to avoid round-off errors in calculated results.

FORM VD - IN

13-IN
ANALYSIS RUN LOG
METALS

Lab Name: TestAmerica Canton Job No.: 240-38336-1

SDG No.:

Instrument ID: H1 Method: 7470A

Start Date: 06/13/2014 09:35 End Date: 06/13/2014 12:15

Lab Sample ID	D / F	Type	Time	Analytes																			
				Hg																			
IC 240-134580/1-A			09:35	X																			
IC 240-134580/2-A			09:37	X																			
IC 240-134580/3-A			09:38	X																			
IC 240-134580/4-A			09:40	X																			
IC 240-134580/5-A			09:41	X																			
IC 240-134580/6-A			09:43	X																			
ICV 240-134580/7-A	1		09:44	X																			
ICB 240-134580/8-A	1		09:46	X																			
CRA 240-134580/9-A	1		09:48	X																			
CCVL 240-134580/10-A	1		09:49	X																			
CCB 240-134580/12-A			09:51																				
ZZZZZZ			09:53																				
ZZZZZZ			09:54																				
ZZZZZZ			09:56																				
ZZZZZZ			09:57																				
ZZZZZZ			09:59																				
ZZZZZZ			10:01																				
ZZZZZZ			10:02																				
CCV 240-134580/11-A			10:04																				
CCB 240-134580/12-A			10:05																				
CCV 240-134580/11-A			10:08																				
CCB 240-134580/12-A			10:09																				
ZZZZZZ			10:11																				
ZZZZZZ			10:13																				
ZZZZZZ			10:14																				
ZZZZZZ			10:16																				
ZZZZZZ			10:17																				
ZZZZZZ			10:18																				
ZZZZZZ			10:20																				
ZZZZZZ			10:22																				
ZZZZZZ			10:23																				
ZZZZZZ			10:25																				
CCV 240-134580/11-A	1		10:26	X																			
CCB 240-134580/12-A	1		10:28	X																			
ZZZZZZ			10:29																				
ZZZZZZ			10:31																				
ZZZZZZ			10:32																				
ZZZZZZ			10:34																				
ZZZZZZ			10:36																				
ZZZZZZ			10:37																				
ZZZZZZ			10:39																				
ZZZZZZ			10:40																				

13-IN
ANALYSIS RUN LOG
METALS

Lab Name: TestAmerica Canton Job No.: 240-38336-1

SDG No.:

Instrument ID: H1 Method: 7470A

Start Date: 06/13/2014 09:35 End Date: 06/13/2014 12:15

Lab Sample ID	D / F	Type	Time	Analytes																						
				Hg																						
MB 240-134385/1-A	1	T	10:42	X																						
LCS 240-134385/2-A	1	T	10:43	X																						
CCV 240-134580/11-A	1		10:44	X																						
CCB 240-134580/12-A	1		10:46	X																						
ZZZZZZ			10:47																							
240-38391-L-6-G MS	1	D	10:49	X																						
240-38391-L-6-H MSD	1	D	10:50	X																						
240-38336-21	1	D	10:52	X																						
240-38336-22	1	D	10:53	X																						
240-38336-23	1	D	10:55	X																						
240-38336-24	1	D	10:56	X																						
240-38336-25	1	D	10:58	X																						
240-38336-26	1	D	11:00	X																						
240-38336-27	1	D	11:02	X																						
CCV 240-134580/11-A	1		11:03	X																						
CCB 240-134580/12-A	1		11:05	X																						
240-38336-28	1	D	11:06	X																						
240-38336-29	1	D	11:08	X																						
240-38336-30	1	D	11:09	X																						
240-38336-31	1	D	11:10	X																						
240-38336-32	1	D	11:12	X																						
240-38336-33	1	D	11:13	X																						
240-38336-34	1	D	11:15	X																						
240-38336-35	1	D	11:17	X																						
240-38336-36	1	D	11:19	X																						
ZZZZZZ			11:20																							
CCV 240-134580/11-A	1		11:22	X																						
CCB 240-134580/12-A	1		11:23	X																						
ZZZZZZ			11:25																							
MB 240-134383/1-A	1	T	11:26	X																						
LCS 240-134383/2-A	1	T	11:27	X																						
240-38336-1	1	D	11:29	X																						
240-38336-1 MS	1	D	11:31	X																						
240-38336-1 MSD	1	D	11:33	X																						
240-38336-2	1	D	11:34	X																						
240-38336-3	1	D	11:36	X																						
240-38336-4	1	D	11:37	X																						
240-38336-5	1	D	11:38	X																						
CCV 240-134580/11-A	1		11:40	X																						
CCB 240-134580/12-A	1		11:42	X																						
240-38336-6	1	D	11:44	X																						
ZZZZZZ			11:46																							

13-IN
ANALYSIS RUN LOG
METALS

Lab Name: TestAmerica Canton Job No.: 240-38336-1

SDG No.:

Instrument ID: H1 Method: 7470A

Start Date: 06/13/2014 09:35 End Date: 06/13/2014 12:15

Lab Sample ID	D / F	Type	Time	Analytes																			
				Hg																			
240-38336-8	1	D	11:47	X																			
240-38336-9	1	D	11:49	X																			
240-38336-10	1	D	11:50	X																			
240-38336-11	1	D	11:53	X																			
240-38336-12	1	D	11:54	X																			
240-38336-13	1	D	11:56	X																			
240-38336-14	1	D	11:57	X																			
240-38336-15	1	D	11:59	X																			
CCV 240-134580/11-A	1		12:00	X																			
CCB 240-134580/12-A	1		12:02	X																			
240-38336-16	1	D	12:03	X																			
240-38336-17	1	D	12:05	X																			
240-38336-18	1	D	12:06	X																			
240-38336-19	1	D	12:09	X																			
240-38336-20	1	D	12:10	X																			
ZZZZZZ			12:12																				
CCV 240-134580/11-A	1		12:14	X																			
CCB 240-134580/12-A	1		12:15	X																			

Prep Types

D = Dissolved

T = Total/NA

2A-IN
CALIBRATION VERIFICATIONS
METALS

Lab Name: TestAmerica Canton Job No.: 240-38336-1

SDG No.:

ICV Source: MTHgStd_00010 Concentration Units: ug/L

CCV Source: MTHGCALW_00657

Analyte	ICV 240-134580/7-A 06/13/2014 09:44				CCVL 240-134580/10-A 06/13/2014 09:49				CCV 240-134580/11-A 06/13/2014 10:26			
	Found	C	True	%R	Found	C	True	%R	Found	C	True	%R
Mercury	2.40		2.50	96	5.11		5.00	102	4.83		5.00	97

Note! Calculations are performed before rounding to avoid round-off errors in calculated results.
Italicized analytes were not requested for this sequence.

2A-IN
CALIBRATION VERIFICATIONS
METALS

Lab Name: TestAmerica Canton Job No.: 240-38336-1

SDG No.:

ICV Source: MTHgStd_00010 Concentration Units: ug/L

CCV Source: MTHGCALW_00657

Analyte	CCV 240-134580/11-A 06/13/2014 10:44				CCV 240-134580/11-A 06/13/2014 11:03				CCV 240-134580/11-A 06/13/2014 11:22			
	Found	C	True	%R	Found	C	True	%R	Found	C	True	%R
Mercury	4.66		5.00	93	4.61		5.00	92	4.57		5.00	91

Note! Calculations are performed before rounding to avoid round-off errors in calculated results.
Italicized analytes were not requested for this sequence.

2A-IN
CALIBRATION VERIFICATIONS
METALS

Lab Name: TestAmerica Canton Job No.: 240-38336-1

SDG No.:

ICV Source: MTHgStd_00010 Concentration Units: ug/L

CCV Source: MTHGCALW_00657

Analyte	CCV 240-134580/11-A 06/13/2014 11:40				CCV 240-134580/11-A 06/13/2014 12:00				CCV 240-134580/11-A 06/13/2014 12:14			
	Found	C	True	%R	Found	C	True	%R	Found	C	True	%R
Mercury	4.61		5.00	92	4.58		5.00	92	4.47		5.00	89

Note! Calculations are performed before rounding to avoid round-off errors in calculated results.
Italicized analytes were not requested for this sequence.

2B-IN
CRQL CHECK STANDARD
METALS

Lab Name: TestAmerica Canton Job No.: 240-38336-1

SDG No.:

Method: 7470A Instrument ID: H1

Lab Sample ID: CRA 240-134580/9-A Concentration Units: ug/L

CRQL Check Standard Source: MTHGCALW_00657

Analyte	CRQL Check Standard				
	True	Found	Qualifiers	%R(1)	Limits
Mercury	0.200	0.176	J	88	50-150

Lab Sample ID: CRA 240-134785/9-A Concentration Units: ug/L

CRQL Check Standard Source: MTHGCALW_00658

Analyte	CRQL Check Standard				
	True	Found	Qualifiers	%R(1)	Limits
Mercury	0.200	0.183	J	92	50-150

Note! Calculations are performed before rounding to avoid round-off errors in calculated results.

FORM IIB-IN

3-IN
INSTRUMENT BLANKS
METALS

Lab Name: TestAmerica Canton Job No.: 240-38336-1

SDG No.:

Concentration Units: ug/L

Analyte	RL	ICB 240-134580/8-A 06/13/2014 09:46		CCB 240-134580/12-A 06/13/2014 10:28		CCB 240-134580/12-A 06/13/2014 10:46		CCB 240-134580/12-A 06/13/2014 11:05	
		Found	C	Found	C	Found	C	Found	C
Mercury	0.20	0.20	U	0.20	U	0.20	U	0.20	U

Italicized analytes were not requested for this sequence.

3-IN
INSTRUMENT BLANKS
METALS

Lab Name: TestAmerica Canton Job No.: 240-38336-1

SDG No.:

Concentration Units: ug/L

Analyte	RL	CCB 240-134580/12-A 06/13/2014 11:23		CCB 240-134580/12-A 06/13/2014 11:42		CCB 240-134580/12-A 06/13/2014 12:02		CCB 240-134580/12-A 06/13/2014 12:15	
		Found	C	Found	C	Found	C	Found	C
Mercury	0.20	0.20	U	0.20	U	0.288		0.20	U

Italicized analytes were not requested for this sequence.

13-IN
ANALYSIS RUN LOG
METALS

Lab Name: TestAmerica Canton Job No.: 240-38336-1

SDG No.:

Instrument ID: H1 Method: 7470A

Start Date: 06/17/2014 08:16 End Date: 06/17/2014 17:09

Lab Sample ID	D / F	Type	Time	Analytes																			
				Hg																			
IC 240-134785/1-A			08:16	X																			
IC 240-134785/2-A			08:17	X																			
IC 240-134785/3-A			08:18	X																			
IC 240-134785/4-A			08:20	X																			
IC 240-134785/5-A			08:21	X																			
IC 240-134785/6-A			08:23	X																			
ICV 240-134785/7-A	1		08:24	X																			
ICB 240-134785/8-A	1		08:26	X																			
CRA 240-134785/9-A	1		08:27	X																			
CCVL 240-134785/10-A	1		15:15	X																			
CCB 240-134785/11-A	1		15:17	X																			
ZZZZZZ			15:19																				
240-38336-7	1	D	15:20	X																			
ZZZZZZ			15:22																				
ZZZZZZ			15:23																				
ZZZZZZ			15:25																				
ZZZZZZ			15:27																				
ZZZZZZ			15:28																				
ZZZZZZ			15:30																				
ZZZZZZ			15:31																				
ZZZZZZ			15:33																				
CCV 240-134785/12-A	1		15:34	X																			
CCB 240-134785/11-A	1		15:36	X																			
ZZZZZZ			15:37																				
ZZZZZZ			15:39																				
ZZZZZZ			15:40																				
ZZZZZZ			15:42																				
ZZZZZZ			15:43																				
ZZZZZZ			15:45																				
ZZZZZZ			15:47																				
ZZZZZZ			15:48																				
ZZZZZZ			15:50																				
ZZZZZZ			15:51																				
CCV 240-134785/12-A			15:52																				
CCB 240-134785/11-A			15:54																				
ZZZZZZ			15:56																				
ZZZZZZ			15:57																				
ZZZZZZ			15:59																				
ZZZZZZ			16:00																				
ZZZZZZ			16:01																				
ZZZZZZ			16:03																				
ZZZZZZ			16:05																				

13-IN
ANALYSIS RUN LOG
METALS

Lab Name: TestAmerica Canton Job No.: 240-38336-1

SDG No.:

Instrument ID: H1 Method: 7470A

Start Date: 06/17/2014 08:16 End Date: 06/17/2014 17:09

Lab Sample ID	D / F	Type	Time	Analytes																				
				Hg																				
ZZZZZZ			16:06																					
ZZZZZZ			16:07																					
ZZZZZZ			16:09																					
CCV 240-134785/12-A			16:11																					
CCB 240-134785/11-A			16:13																					
ZZZZZZ			16:14																					
ZZZZZZ			16:16																					
ZZZZZZ			16:17																					
ZZZZZZ			16:19																					
ZZZZZZ			16:21																					
ZZZZZZ			16:22																					
ZZZZZZ			16:24																					
ZZZZZZ			16:25																					
ZZZZZZ			16:27																					
ZZZZZZ			16:29																					
CCV 240-134785/12-A			16:31																					
CCB 240-134785/11-A			16:32																					
ZZZZZZ			16:34																					
ZZZZZZ			16:35																					
ZZZZZZ			16:36																					
ZZZZZZ			16:38																					
ZZZZZZ			16:39																					
ZZZZZZ			16:41																					
ZZZZZZ			16:43																					
ZZZZZZ			16:44																					
ZZZZZZ			16:46																					
ZZZZZZ			16:47																					
CCV 240-134785/12-A			16:49																					
CCB 240-134785/11-A			16:50																					
ZZZZZZ			16:51																					
ZZZZZZ			16:53																					
ZZZZZZ			16:54																					
ZZZZZZ			16:56																					
ZZZZZZ			16:57																					
ZZZZZZ			16:59																					
ZZZZZZ			17:00																					
ZZZZZZ			17:02																					
ZZZZZZ			17:04																					
ZZZZZZ			17:05																					
ZZZZZZ			17:06																					
CCV 240-134785/12-A			17:08																					
CCB 240-134785/11-A			17:09																					

13-IN
ANALYSIS RUN LOG
METALS

Lab Name: TestAmerica Canton Job No.: 240-38336-1

SDG No.:

Instrument ID: H1 Method: 7470A

Start Date: 06/17/2014 08:16 End Date: 06/17/2014 17:09

Prep Types
D = Dissolved

2A-IN
CALIBRATION VERIFICATIONS
METALS

Lab Name: TestAmerica Canton Job No.: 240-38336-1

SDG No.:

ICV Source: MTHgStd_00010 Concentration Units: ug/L

CCV Source: MTHGCALW_00658

Analyte	ICV 240-134785/7-A 06/17/2014 08:24				CCVL 240-134785/10-A 06/17/2014 15:15				CCV 240-134785/12-A 06/17/2014 15:34			
	Found	C	True	%R	Found	C	True	%R	Found	C	True	%R
Mercury	2.34		2.50	94	5.10		5.00	102	5.06		5.00	101

Note! Calculations are performed before rounding to avoid round-off errors in calculated results.
Italicized analytes were not requested for this sequence.

3-IN
INSTRUMENT BLANKS
METALS

Lab Name: TestAmerica Canton Job No.: 240-38336-1

SDG No.:

Concentration Units: ug/L

Analyte	RL	ICB 240-134785/8-A 06/17/2014 08:26		CCB 240-134785/11-A 06/17/2014 15:17		CCB 240-134785/11-A 06/17/2014 15:36			
		Found	C	Found	C	Found	C	Found	C
Mercury	0.20	0.20	U	0.20	U	0.20	U		

Italicized analytes were not requested for this sequence.

9-IN
CALIBRATION BLANK DETECTION LIMITS
METALS - DISSOLVED

Lab Name: TestAmerica Canton Job Number: 240-38336-1

SDG Number:

Matrix: Water Instrument ID: NOEQUIP

Method: SM 2340B XMDL Date: 04/14/2011 14:07

Analyte	Wavelength/ Mass	XRL (ug/L)	XMDL (ug/L)
Calcium hardness as calcium carbonate		12000	325
Hardness as calcium carbonate		33000	465
Magnesium hardness as calcium carbonate		21000	140

9-IN
DETECTION LIMITS
METALS - DISSOLVED

Lab Name: TestAmerica Canton Job Number: 240-38336-1

SDG Number:

Matrix: Water Instrument ID: NOEQUIP

Method: SM 2340B RL Date: 04/14/2011 14:06

Analyte	Wavelength/ Mass	RL (mg/L)	
Calcium hardness as calcium carbonate		12	
Hardness as calcium carbonate		33	
Magnesium hardness as calcium carbonate		21	

13-IN
ANALYSIS RUN LOG
METALS

Lab Name: TestAmerica Canton Job No.: 240-38336-1

SDG No.:

Instrument ID: NOEQUIP Method: SM 2340B

Start Date: 06/16/2014 14:52 End Date: 06/16/2014 14:52

Lab Sample ID	D/F	Type	Time	Analytes																				
				CaCO3	HardCC	MgHARD																		
240-38336-1	1	D	14:52	X	X	X																		
240-38336-2	1	D	14:52	X	X	X																		
240-38336-3	1	D	14:52	X	X	X																		
240-38336-4	1	D	14:52	X	X	X																		
240-38336-5	1	D	14:52	X	X	X																		
240-38336-6	1	D	14:52	X	X	X																		
240-38336-7	1	D	14:52	X	X	X																		
240-38336-8	1	D	14:52	X	X	X																		
240-38336-9	1	D	14:52	X	X	X																		
240-38336-10	1	D	14:52	X	X	X																		
240-38336-11	1	D	14:52	X	X	X																		
240-38336-12	1	D	14:52	X	X	X																		
240-38336-13	1	D	14:52	X	X	X																		
240-38336-14	1	D	14:52	X	X	X																		
240-38336-15	1	D	14:52	X	X	X																		
240-38336-16	1	D	14:52	X	X	X																		
240-38336-17	1	D	14:52	X	X	X																		
240-38336-18	1	D	14:52	X	X	X																		
240-38336-19	1	D	14:52	X	X	X																		
240-38336-20	1	D	14:52	X	X	X																		
240-38336-21	1	D	14:52	X	X	X																		
240-38336-22	1	D	14:52	X	X	X																		
240-38336-23	1	D	14:52	X	X	X																		
240-38336-24	1	D	14:52	X	X	X																		
240-38336-25	1	D	14:52	X	X	X																		
240-38336-26	1	D	14:52	X	X	X																		
240-38336-27	1	D	14:52	X	X	X																		
240-38336-28	1	D	14:52	X	X	X																		
240-38336-29	1	D	14:52	X	X	X																		
240-38336-30	1	D	14:52	X	X	X																		
240-38336-31	1	D	14:52	X	X	X																		
240-38336-32	1	D	14:52	X	X	X																		
240-38336-33	1	D	14:52	X	X	X																		
240-38336-34	1	D	14:52	X	X	X																		
240-38336-35	1	D	14:52	X	X	X																		
240-38336-36	1	D	14:52	X	X	X																		
ZZZZZZ			14:52																					
ZZZZZZ			14:52																					
ZZZZZZ			14:52																					
ZZZZZZ			14:52																					
ZZZZZZ			14:52																					
ZZZZZZ			14:52																					

13-IN
ANALYSIS RUN LOG
METALS

Lab Name: TestAmerica Canton Job No.: 240-38336-1

SDG No.:

Instrument ID: NOEQUIP Method: SM 2340B

Start Date: 06/16/2014 14:52 End Date: 06/16/2014 14:52

Prep Types
D = Dissolved

TETRA TECH

INTERNAL CORRESPONDENCE

TO: T. APANAVAGE **DATE:** JULY 24, 2014

FROM: MICHELLE L. ALLEN **COPIES:** DV FILE

SUBJECT: INORGANIC DATA VALIDATION – HEXAVALENT CHROMIUM
LOCKHEED MARTIN CORPORATION (LMC) – MARTIN STATE AIRPORT (MSA)
SAMPLE DELIVERY GROUP (SDG) R1404396

SAMPLES: 36/Aqueous/Hexavalent Chromium

MSA-SW37A-061014	MSA-SW37B-061014	MSA-SW37C-061014
MSA-SW37D-061014	MSA-SW38A-061014	MSA-SW38B-061014
MSA-SW38C-061014	MSA-SW38D-061014	MSA-SW39A-061014
MSA-SW39B-061014	MSA-SW39C-061014	MSA-SW39D-061014
MSA-SW40A-061014	MSA-SW40B-061014	MSA-SW40C-061014
MSA-SW40D-061014	MSA-SW41A-061014	MSA-SW41B-061014
MSA-SW41C-061014	MSA-SW41D-061014	MSA-SW42A-061014
MSA-SW42B-061014	MSA-SW42C-061014	MSA-SW42D-061014
MSA-SW43A-061014	MSA-SW43B-061014	MSA-SW43C-061014
MSA-SW43D-061014	MSA-SW44A-061014	MSA-SW44B-061014
MSA-SW44C-061014	MSA-SW44D-061014	MSA-SW45A-061014
MSA-SW45B-061014	MSA-SW45C-061014	MSA-SW45D-061014

Overview

The sample set for LMC – MSA, SDG R1404396 consisted of thirty-six (36) aqueous environmental samples. All thirty-six (36) aqueous samples were analyzed for hexavalent chromium. No field duplicate pair was included in the sample delivery group (SDG).

The samples were collected by Tetra Tech, Inc. on June 10, 2014 and analyzed by ALS Environmental. All analyses were conducted in accordance with EPA Method 218.6 analytical and reporting protocols.

The data contained in these SDGs were validated with regard to the following parameters: data completeness, holding times, initial/continuing calibrations, laboratory method blank results, laboratory control sample results, chromatographic resolution, analyte quantitation, and detection limits. Areas of concern are listed below.

Major

No major issues were identified.

Minor

- The samples were analyzed outside the 24 hour holding time (> 48 hours). The laboratory properly preserved the samples upon receipt and used the wastewater 28 day holding time. However, these are surfacewater samples and the wastewater 28 day holding time does not apply. The detected results reported for hexavalent chromium were qualified as estimated, biased low, (J-), with the exception of sample, MSA-SW38A-061014, which was qualified as estimated, (J), due to conflicting directional bias.

- The Matrix Spike/Matrix Spike Duplicate (MS/MSD) analyses performed on sample MSA-SW39C-061014 from preparation batch #39681 and sample MSA-SW42A-061014 from preparation batch # 39682 had a Percent Recoveries (%Rs) for hexavalent chromium below the 90% quality control

limit. All samples were affected. The detected results reported for hexavalent chromium in the parent samples were qualified as estimated, biased low, (J-). No action was taken in the remaining affected samples because the additional MS/MSD analyses and Laboratory Control Sample (LCS) analyses yielded acceptable %Rs.

Notes

All samples were analyzed at a 2X dilution.

All samples were preserved to a pH of 9.4-9.7 within 24 hours.

Executive Summary

Laboratory Performance: The 24 hour holding time specified in EPA Method 218.6 was exceeded by 2X the holding time for all samples.

Other Factors Affecting Data Quality: Two MS/MSD analyses had low %Rs.

The data for these analyses were reviewed with reference to the "National Functional Guidelines for Inorganic Review" (January 2010) and EPA Method 218.6. The text of this report has been formulated to address only those problem areas affecting data quality.

Tetra Tech, Inc.
Michelle L. Allen
Chemist/Data Validator

Tetra Tech, Inc.
Joseph A. Samchuck
Data Validation Manager

Attachments:
Appendix A – Qualified Analytical Results
Appendix B – Results as Reported by the Laboratory
Appendix C – Support Documentation

Appendix A

Qualified Analytical Results

Qualifier Codes:

A = Lab Blank Contamination
B = Field Blank Contamination
C = Calibration Noncompliance (i.e., % RSDs, %Ds, ICVs, CCVs, RRFs, etc.)
C01 = GC/MS Tuning Noncompliance
D = MS/MSD Recovery Noncompliance
E = LCS/LCSD Recovery Noncompliance
F = Lab Duplicate Imprecision
G = Field Duplicate Imprecision
H = Holding Time Exceedance
I = ICP Serial Dilution Noncompliance
J = ICP PDS Recovery Noncompliance; MSA's $r < 0.995$
K = ICP Interference - includes ICS % R Noncompliance
L = Instrument Calibration Range Exceedance
M = Sample Preservation Noncompliance
N = Internal Standard Noncompliance
N01 = Internal Standard Recovery Noncompliance Dioxins
N02 = Recovery Standard Noncompliance Dioxins
N03 = Clean-up Standard Noncompliance Dioxins
O = Poor Instrument Performance (i.e., base-time drifting)
P = Uncertainty near detection limit (< 2 x IDL for inorganics and <CRQL for organics)
Q = Other problems (can encompass a number of issues; i.e.chromatography,interferences, etc.)
R = Surrogates Recovery Noncompliance
S = Pesticide/PCB Resolution
T = % Breakdown Noncompliance for DDT and Endrin
U = RPD between columns/detectors >40% for positive results determined via GC/HPLC
V = Non-linear calibrations; correlation coefficient $r < 0.995$
W = EMPC result
X = Signal to noise response drop
Y = Percent solids <30%
Z = Uncertainty at 2 standard deviations is greater than sample activity
Z1 = Tentatively Identified Compound considered presumptively present
Z2 = Tentatively Identified Compound column bleed
Z3 = Tentatively Identified Compound aldol condensate

PROJ_NO: 06183	NSAMPLE	MSA-SW37A-061014			MSA-SW37B-061014			MSA-SW37C-061014			MSA-SW37D-061014		
SDG: R1404396	LAB_ID	R1404396-001			R1404396-002			R1404396-003			R1404396-004		
FRACTION: MISC	SAMP_DATE	6/10/2014			6/10/2014			6/10/2014			6/10/2014		
MEDIA: WATER	QC_TYPE	NM			NM			NM			NM		
	UNITS	UG/L			UG/L			UG/L			UG/L		
	PCT_SOLIDS	0.0			0.0			0.0			0.0		
	DUP_OF												
PARAMETER		RESULT	VQL	QLCD	RESULT	VQL	QLCD	RESULT	VQL	QLCD	RESULT	VQL	QLCD
HEXAVALENT CHROMIUM		0.075	J-	H	0.06	J-	H	0.05	J-	H	0.071	J-	H

PROJ_NO: 06183	NSAMPLE	MSA-SW38A-061014			MSA-SW38B-061014			MSA-SW38C-061014			MSA-SW38D-061014		
SDG: R1404396	LAB_ID	R1404396-005			R1404396-006			R1404396-007			R1404396-008		
FRACTION: MISC	SAMP_DATE	6/10/2014			6/10/2014			6/10/2014			6/10/2014		
MEDIA: WATER	QC_TYPE	NM			NM			NM			NM		
	UNITS	UG/L			UG/L			UG/L			UG/L		
	PCT_SOLIDS	0.0			0.0			0.0			0.0		
	DUP_OF												
PARAMETER		RESULT	VQL	QLCD	RESULT	VQL	QLCD	RESULT	VQL	QLCD	RESULT	VQL	QLCD
HEXAVALENT CHROMIUM		0.032	J	HP	0.068	J-	H	0.075	J-	H	0.072	J-	H

PROJ_NO: 06183	NSAMPLE	MSA-SW39A-061014			MSA-SW39B-061014			MSA-SW39C-061014			MSA-SW39D-061014		
SDG: R1404396	LAB_ID	R1404396-009			R1404396-010			R1404396-011			R1404396-012		
FRACTION: MISC	SAMP_DATE	6/10/2014			6/10/2014			6/10/2014			6/10/2014		
MEDIA: WATER	QC_TYPE	NM			NM			NM			NM		
	UNITS	UG/L			UG/L			UG/L			UG/L		
	PCT_SOLIDS	0.0			0.0			0.0			0.0		
	DUP_OF												
PARAMETER		RESULT	VQL	QLCD	RESULT	VQL	QLCD	RESULT	VQL	QLCD	RESULT	VQL	QLCD
HEXAVALENT CHROMIUM		0.075	J-	H	0.068	J-	H	0.084	J-	DH	0.077	J-	H

PROJ_NO: 06183	NSAMPLE	MSA-SW40A-061014			MSA-SW40B-061014			MSA-SW40C-061014			MSA-SW40D-061014		
SDG: R1404396	LAB_ID	R1404396-013			R1404396-014			R1404396-015			R1404396-016		
FRACTION: MISC	SAMP_DATE	6/10/2014			6/10/2014			6/10/2014			6/10/2014		
MEDIA: WATER	QC_TYPE	NM			NM			NM			NM		
	UNITS	UG/L			UG/L			UG/L			UG/L		
	PCT_SOLIDS	0.0			0.0			0.0			0.0		
	DUP_OF												
PARAMETER		RESULT	VQL	QLCD	RESULT	VQL	QLCD	RESULT	VQL	QLCD	RESULT	VQL	QLCD
HEXAVALENT CHROMIUM		0.061	J-	H	0.093	J-	H	0.082	J-	H	0.077	J-	H

PROJ_NO: 06183	NSAMPLE	MSA-SW41A-061014			MSA-SW41B-061014			MSA-SW41C-061014			MSA-SW41D-061014		
SDG: R1404396	LAB_ID	R1404396-017			R1404396-018			R1404396-019			R1404396-020		
FRACTION: MISC	SAMP_DATE	6/10/2014			6/10/2014			6/10/2014			6/10/2014		
MEDIA: WATER	QC_TYPE	NM			NM			NM			NM		
	UNITS	UG/L			UG/L			UG/L			UG/L		
	PCT_SOLIDS	0.0			0.0			0.0			0.0		
	DUP_OF												
PARAMETER		RESULT	VQL	QLCD	RESULT	VQL	QLCD	RESULT	VQL	QLCD	RESULT	VQL	QLCD
HEXAVALENT CHROMIUM		0.084	J-	H	0.089	J-	H	0.087	J-	H	0.061	J-	H

PROJ_NO: 06183	NSAMPLE	MSA-SW42A-061014			MSA-SW42B-061014			MSA-SW42C-061014			MSA-SW42D-061014		
SDG: R1404396	LAB_ID	R1404396-021			R1404396-022			R1404396-023			R1404396-024		
FRACTION: MISC	SAMP_DATE	6/10/2014			6/10/2014			6/10/2014			6/10/2014		
MEDIA: WATER	QC_TYPE	NM			NM			NM			NM		
	UNITS	UG/L			UG/L			UG/L			UG/L		
	PCT_SOLIDS	0.0			0.0			0.0			0.0		
	DUP_OF												
PARAMETER		RESULT	VQL	QLCD	RESULT	VQL	QLCD	RESULT	VQL	QLCD	RESULT	VQL	QLCD
HEXAVALENT CHROMIUM		0.061	J-	DH	0.074	J-	H	0.079	J-	H	0.07	J-	H

PROJ_NO: 06183	NSAMPLE	MSA-SW43A-061014			MSA-SW43B-061014			MSA-SW43C-061014			MSA-SW43D-061014		
SDG: R1404396	LAB_ID	R1404396-025			R1404396-026			R1404396-027			R1404396-028		
FRACTION: MISC	SAMP_DATE	6/10/2014			6/10/2014			6/10/2014			6/10/2014		
MEDIA: WATER	QC_TYPE	NM			NM			NM			NM		
	UNITS	UG/L			UG/L			UG/L			UG/L		
	PCT_SOLIDS	0.0			0.0			0.0			0.0		
	DUP_OF												
PARAMETER		RESULT	VQL	QLCD	RESULT	VQL	QLCD	RESULT	VQL	QLCD	RESULT	VQL	QLCD
HEXAVALENT CHROMIUM		0.07	J-	H	0.07	J-	H	0.062	J-	H	0.061	J-	H

PROJ_NO: 06183	NSAMPLE	MSA-SW44A-061014			MSA-SW44B-061014			MSA-SW44C-061014			MSA-SW44D-061014		
SDG: R1404396	LAB_ID	R1404396-029			R1404396-030			R1404396-031			R1404396-032		
FRACTION: MISC	SAMP_DATE	6/10/2014			6/10/2014			6/10/2014			6/10/2014		
MEDIA: WATER	QC_TYPE	NM			NM			NM			NM		
	UNITS	UG/L			UG/L			UG/L			UG/L		
	PCT_SOLIDS	0.0			0.0			0.0			0.0		
	DUP_OF												
PARAMETER		RESULT	VQL	QLCD	RESULT	VQL	QLCD	RESULT	VQL	QLCD	RESULT	VQL	QLCD
HEXAVALENT CHROMIUM		0.076	J-	H	0.062	J-	H	0.044	J-	H	0.08	J-	H

PROJ_NO: 06183	NSAMPLE	MSA-SW45A-061014			MSA-SW45B-061014			MSA-SW45C-061014			MSA-SW45D-061014		
SDG: R1404396	LAB_ID	R1404396-033			R1404396-034			R1404396-035			R1404396-036		
FRACTION: MISC	SAMP_DATE	6/10/2014			6/10/2014			6/10/2014			6/10/2014		
MEDIA: WATER	QC_TYPE	NM			NM			NM			NM		
	UNITS	UG/L			UG/L			UG/L			UG/L		
	PCT_SOLIDS	0.0			0.0			0.0			0.0		
	DUP_OF												
PARAMETER		RESULT	VQL	QLCD	RESULT	VQL	QLCD	RESULT	VQL	QLCD	RESULT	VQL	QLCD
HEXAVALENT CHROMIUM		0.07	J-	H	0.093	J-	H	0.094	J-	H	0.088	J-	H

Appendix B

Results as Reported by the Laboratory

Client: Tetra Tech NUS, Inc.
Project: MSA Surface Water/112IC04036 - 02
Sample Matrix: Water

Service Request: R1404396
Date Collected: 6/10/14 1343
Date Received: 6/11/14

Sample Name: MSA-SW37A-061014
Lab Code: R1404396-001

Basis: NA

General Chemistry Parameters

Analyte Name	Method	Result	Q	Units	MRL	MDL	Dilution Factor	Date Extracted	Date Analyzed	Note
Chromium, Hexavalent, Dissolved	218.6 LL	**0.075**		µg/L	0.040	0.028	2	NA	6/12/14 17:19	

Client: Tetra Tech NUS, Inc.
Project: MSA Surface Water/112IC04036 - 02
Sample Matrix: Water

Service Request: R1404396
Date Collected: 6/10/14 1346
Date Received: 6/11/14

Sample Name: MSA-SW37B-061014
Lab Code: R1404396-002

Basis: NA

General Chemistry Parameters

Analyte Name	Method	Result	Q	Units	MRL	MDL	Dilution Factor	Date Extracted	Date Analyzed	Note
Chromium, Hexavalent, Dissolved	218.6 LL	**0.060**		µg/L	0.040	0.028	2	NA	6/12/14 17:42	

Client:	Tetra Tech NUS, Inc.	**Service Request:**	R1404396
Project:	MSA Surface Water/112IC04036 - 02	**Date Collected:**	6/10/14 1349
Sample Matrix:	Water	**Date Received:**	6/11/14
Sample Name:	MSA-SW37C-061014		
Lab Code:	R1404396-003	**Basis:**	NA

General Chemistry Parameters

Analyte Name	Method	Result	Q	Units	MRL	MDL	Dilution Factor	Date Extracted	Date Analyzed	Note
Chromium, Hexavalent, Dissolved	218.6 LL	**0.050**		µg/L	0.040	0.028	2	NA	6/12/14 17:50	

Client: Tetra Tech NUS, Inc.
Project: MSA Surface Water/112IC04036 - 02
Sample Matrix: Water

Service Request: R1404396
Date Collected: 6/10/14 1352
Date Received: 6/11/14

Sample Name: MSA-SW37D-061014
Lab Code: R1404396-004

Basis: NA

General Chemistry Parameters

Analyte Name	Method	Result	Q	Units	MRL	MDL	Dilution Factor	Date Extracted	Date Analyzed	Note
Chromium, Hexavalent, Dissolved	218.6 LL	0.071		µg/L	0.040	0.028	2	NA	6/12/14 17:58	

Client: Tetra Tech NUS, Inc.
Project: MSA Surface Water/112IC04036 - 02
Sample Matrix: Water

Service Request: R1404396
Date Collected: 6/10/14 1259
Date Received: 6/11/14

Sample Name: MSA-SW38A-061014
Lab Code: R1404396-005

Basis: NA

General Chemistry Parameters

Analyte Name	Method	Result	Q	Units	MRL	MDL	Dilution Factor	Date Extracted	Date Analyzed	Note
Chromium, Hexavalent, Dissolved	218.6 LL	**0.032**	J	µg/L	0.040	0.028	2	NA	6/12/14 18:06	

Client: Tetra Tech NUS, Inc.
Project: MSA Surface Water/112IC04036 - 02
Sample Matrix: Water

Service Request: R1404396
Date Collected: 6/10/14 1301
Date Received: 6/11/14

Sample Name: MSA-SW38B-061014
Lab Code: R1404396-006

Basis: NA

General Chemistry Parameters

Analyte Name	Method	Result	Q	Units	MRL	MDL	Dilution Factor	Date Extracted	Date Analyzed	Note
Chromium, Hexavalent, Dissolved	218.6 LL	**0.068**		µg/L	0.040	0.028	2	NA	6/12/14 18:31	

Client: Tetra Tech NUS, Inc.
Project: MSA Surface Water/112IC04036 - 02
Sample Matrix: Water

Service Request: R1404396
Date Collected: 6/10/14 1305
Date Received: 6/11/14

Sample Name: MSA-SW38C-061014
Lab Code: R1404396-007

Basis: NA

General Chemistry Parameters

Analyte Name	Method	Result	Q	Units	MRL	MDL	Dilution Factor	Date Extracted	Date Analyzed	Note
Chromium, Hexavalent, Dissolved	218.6 LL	0.075		µg/L	0.040	0.028	2	NA	6/12/14 18:39	

Client: Tetra Tech NUS, Inc.
Project: MSA Surface Water/112IC04036 - 02
Sample Matrix: Water

Service Request: R1404396
Date Collected: 6/10/14 1308
Date Received: 6/11/14

Sample Name: MSA-SW38D-061014
Lab Code: R1404396-008

Basis: NA

General Chemistry Parameters

Analyte Name	Method	Result	Q	Units	MRL	MDL	Dilution Factor	Date Extracted	Date Analyzed	Note
Chromium, Hexavalent, Dissolved	218.6 LL	0.072		µg/L	0.040	0.028	2	NA	6/12/14 18:47	

Client: Tetra Tech NUS, Inc.
Project: MSA Surface Water/112IC04036 - 02
Sample Matrix: Water

Service Request: R1404396
Date Collected: 6/10/14 1100
Date Received: 6/11/14

Sample Name: MSA-SW39A-061014
Lab Code: R1404396-009

Basis: NA

General Chemistry Parameters

Analyte Name	Method	Result	Q	Units	MRL	MDL	Dilution Factor	Date Extracted	Date Analyzed	Note
Chromium, Hexavalent, Dissolved	218.6 LL	**0.075**		µg/L	0.040	0.028	2	NA	6/12/14 18:56	

Client: Tetra Tech NUS, Inc.
Project: MSA Surface Water/112IC04036 - 02
Sample Matrix: Water

Service Request: R1404396
Date Collected: 6/10/14 1105
Date Received: 6/11/14

Sample Name: MSA-SW39B-061014
Lab Code: R1404396-010

Basis: NA

General Chemistry Parameters

Analyte Name	Method	Result	Q	Units	MRL	MDL	Dilution Factor	Date Extracted	Date Analyzed	Note
Chromium, Hexavalent, Dissolved	218.6 LL	**0.068**		µg/L	0.040	0.028	2	NA	6/12/14 19:04	

Client: Tetra Tech NUS, Inc.
Project: MSA Surface Water/112IC04036 - 02
Sample Matrix: Water

Service Request: R1404396
Date Collected: 6/10/14 1113
Date Received: 6/11/14

Sample Name: MSA-SW39C-061014
Lab Code: R1404396-011

Basis: NA

General Chemistry Parameters

Analyte Name	Method	Result	Q	Units	MRL	MDL	Dilution Factor	Date Extracted	Date Analyzed	Note
Chromium, Hexavalent, Dissolved	218.6 LL	**0.084**		µg/L	0.040	0.028	2	NA	6/12/14 19:12	

ALS Group USA, Corp. dba ALS Environmental

Analytical Report

Client: Tetra Tech NUS, Inc.
Project: MSA Surface Water/112IC04036 - 02
Sample Matrix: Water

Service Request: R1404396
Date Collected: 6/10/14 1117
Date Received: 6/11/14

Sample Name: MSA-SW39D-061014
Lab Code: R1404396-012

Basis: NA

General Chemistry Parameters

Analyte Name	Method	Result	Q	Units	MRL	MDL	Dilution Factor	Date Extracted	Date Analyzed	Note
Chromium, Hexavalent, Dissolved	218.6 LL	0.077		µg/L	0.040	0.028	2	NA	6/12/14 19:35	

Client:	Tetra Tech NUS, Inc.	**Service Request:**	R1404396
Project:	MSA Surface Water/112IC04036 - 02	**Date Collected:**	6/10/14 1312
Sample Matrix:	Water	**Date Received:**	6/11/14
Sample Name:	MSA-SW40A-061014		
Lab Code:	R1404396-013	**Basis:**	NA

General Chemistry Parameters

Analyte Name	Method	Result	Q	Units	MRL	MDL	Dilution Factor	Date Extracted	Date Analyzed	Note
Chromium, Hexavalent, Dissolved	218.6 LL	**0.061**		µg/L	0.040	0.028	2	NA	6/12/14 19:43	

Client: Tetra Tech NUS, Inc.
Project: MSA Surface Water/112IC04036 - 02
Sample Matrix: Water

Service Request: R1404396
Date Collected: 6/10/14 1315
Date Received: 6/11/14

Sample Name: MSA-SW40B-061014
Lab Code: R1404396-014

Basis: NA

General Chemistry Parameters

Analyte Name	Method	Result	Q	Units	MRL	MDL	Dilution Factor	Date Extracted	Date Analyzed	Note
Chromium, Hexavalent, Dissolved	218.6 LL	**0.093**		µg/L	0.040	0.028	2	NA	6/12/14 20:09	

Client: Tetra Tech NUS, Inc.
Project: MSA Surface Water/112IC04036 - 02
Sample Matrix: Water

Service Request: R1404396
Date Collected: 6/10/14 1319
Date Received: 6/11/14

Sample Name: MSA-SW40C-061014
Lab Code: R1404396-015

Basis: NA

General Chemistry Parameters

Analyte Name	Method	Result	Q	Units	MRL	MDL	Dilution Factor	Date Extracted	Date Analyzed	Note
Chromium, Hexavalent, Dissolved	218.6 LL	**0.082**		µg/L	0.040	0.028	2	NA	6/12/14 20:17	

Client: Tetra Tech NUS, Inc.
Project: MSA Surface Water/112IC04036 - 02
Sample Matrix: Water

Service Request: R1404396
Date Collected: 6/10/14 1324
Date Received: 6/11/14

Sample Name: MSA-SW40D-061014
Lab Code: R1404396-016

Basis: NA

General Chemistry Parameters

Analyte Name	Method	Result	Q	Units	MRL	MDL	Dilution Factor	Date Extracted	Date Analyzed	Note
Chromium, Hexavalent, Dissolved	218.6 LL	0.077		µg/L	0.040	0.028	2	NA	6/12/14 20:25	

ALS Group USA, Corp. dba ALS Environmental

Analytical Report

Client:	Tetra Tech NUS, Inc.	**Service Request:**	R1404396
Project:	MSA Surface Water/112IC04036 - 02	**Date Collected:**	6/10/14 1244
Sample Matrix:	Water	**Date Received:**	6/11/14
Sample Name:	MSA-SW41A-061014		
Lab Code:	R1404396-017	**Basis:**	NA

General Chemistry Parameters

Analyte Name	Method	Result	Q	Units	MRL	MDL	Dilution Factor	Date Extracted	Date Analyzed	Note
Chromium, Hexavalent, Dissolved	218.6 LL	**0.084**		µg/L	0.040	0.028	2	NA	6/12/14 20:33	

Client: Tetra Tech NUS, Inc.
Project: MSA Surface Water/112IC04036 - 02
Sample Matrix: Water

Service Request: R1404396
Date Collected: 6/10/14 1248
Date Received: 6/11/14

Sample Name: MSA-SW41B-061014
Lab Code: R1404396-018

Basis: NA

General Chemistry Parameters

Analyte Name	Method	Result	Q	Units	MRL	MDL	Dilution Factor	Date Extracted	Date Analyzed	Note
Chromium, Hexavalent, Dissolved	218.6 LL	**0.089**		µg/L	0.040	0.028	2	NA	6/12/14 20:41	

Client: Tetra Tech NUS, Inc.
Project: MSA Surface Water/112IC04036 - 02
Sample Matrix: Water

Service Request: R1404396
Date Collected: 6/10/14 1250
Date Received: 6/11/14

Sample Name: MSA-SW41C-061014
Lab Code: R1404396-019

Basis: NA

General Chemistry Parameters

Analyte Name	Method	Result	Q	Units	MRL	MDL	Dilution Factor	Date Extracted	Date Analyzed	Note
Chromium, Hexavalent, Dissolved	218.6 LL	**0.087**		µg/L	0.040	0.028	2	NA	6/12/14 20:58	

Client:	Tetra Tech NUS, Inc.	**Service Request:**	R1404396
Project:	MSA Surface Water/112IC04036 - 02	**Date Collected:**	6/10/14 1253
Sample Matrix:	Water	**Date Received:**	6/11/14
Sample Name:	MSA-SW41D-061014		
Lab Code:	R1404396-020	**Basis:**	NA

General Chemistry Parameters

Analyte Name	Method	Result	Q	Units	MRL	MDL	Dilution Factor	Date Extracted	Date Analyzed	Note
Chromium, Hexavalent, Dissolved	218.6 LL	**0.061**		µg/L	0.040	0.028	2	NA	6/12/14 21:06	

Client: Tetra Tech NUS, Inc.
Project: MSA Surface Water/112IC04036 - 02
Sample Matrix: Water

Service Request: R1404396
Date Collected: 6/10/14 1328
Date Received: 6/11/14

Sample Name: MSA-SW42A-061014
Lab Code: R1404396-021

Basis: NA

General Chemistry Parameters

Analyte Name	Method	Result	Q	Units	MRL	MDL	Dilution Factor	Date Extracted	Date Analyzed	Note
Chromium, Hexavalent, Dissolved	218.6 LL	**0.061**		µg/L	0.040	0.028	2	NA	6/12/14 21:14	

Client: Tetra Tech NUS, Inc.
Project: MSA Surface Water/112IC04036 - 02
Sample Matrix: Water

Service Request: R1404396
Date Collected: 6/10/14 1332
Date Received: 6/11/14

Sample Name: MSA-SW42B-061014
Lab Code: R1404396-022

Basis: NA

General Chemistry Parameters

Analyte Name	Method	Result	Q	Units	MRL	MDL	Dilution Factor	Date Extracted	Date Analyzed	Note
Chromium, Hexavalent, Dissolved	218.6 LL	**0.074**		µg/L	0.040	0.028	2	NA	6/12/14 21:55	

ALS Group USA, Corp. dba ALS Environmental

Analytical Report

Client:	Tetra Tech NUS, Inc.	**Service Request:**	R1404396
Project:	MSA Surface Water/112IC04036 - 02	**Date Collected:**	6/10/14 1335
Sample Matrix:	Water	**Date Received:**	6/11/14
Sample Name:	MSA-SW42C-061014		
Lab Code:	R1404396-023	**Basis:**	NA

General Chemistry Parameters

Analyte Name	Method	Result	Q	Units	MRL	MDL	Dilution Factor	Date Extracted	Date Analyzed	Note
Chromium, Hexavalent, Dissolved	218.6 LL	**0.079**		µg/L	0.040	0.028	2	NA	6/12/14 22:03	

Client: Tetra Tech NUS, Inc.
Project: MSA Surface Water/112IC04036 - 02
Sample Matrix: Water

Service Request: R1404396
Date Collected: 6/10/14 1338
Date Received: 6/11/14

Sample Name: MSA-SW42D-061014
Lab Code: R1404396-024

Basis: NA

General Chemistry Parameters

Analyte Name	Method	Result	Q	Units	MRL	MDL	Dilution Factor	Date Extracted	Date Analyzed	Note
Chromium, Hexavalent, Dissolved	218.6 LL	**0.070**		µg/L	0.040	0.028	2	NA	6/12/14 22:11	

ALS Group USA, Corp. dba ALS Environmental

Analytical Report

Client:	Tetra Tech NUS, Inc.	**Service Request:**	R1404396
Project:	MSA Surface Water/112IC04036 - 02	**Date Collected:**	6/10/14 1229
Sample Matrix:	Water	**Date Received:**	6/11/14
Sample Name:	MSA-SW43A-061014		
Lab Code:	R1404396-025	**Basis:**	NA

General Chemistry Parameters

Analyte Name	Method	Result	Q	Units	MRL	MDL	Dilution Factor	Date Extracted	Date Analyzed	Note
Chromium, Hexavalent, Dissolved	218.6 LL	**0.070**		µg/L	0.040	0.028	2	NA	6/12/14 22:20	

ALS Group USA, Corp. dba ALS Environmental

Analytical Report

Client: Tetra Tech NUS, Inc.
Project: MSA Surface Water/112IC04036 - 02
Sample Matrix: Water

Service Request: R1404396
Date Collected: 6/10/14 1233
Date Received: 6/11/14

Sample Name: MSA-SW43B-061014
Lab Code: R1404396-026

Basis: NA

General Chemistry Parameters

Analyte Name	Method	Result	Q	Units	MRL	MDL	Dilution Factor	Date Extracted	Date Analyzed	Note
Chromium, Hexavalent, Dissolved	218.6 LL	**0.070**		µg/L	0.040	0.028	2	NA	6/12/14 22:28	

Client: Tetra Tech NUS, Inc.
Project: MSA Surface Water/112IC04036 - 02
Sample Matrix: Water

Service Request: R1404396
Date Collected: 6/10/14 1236
Date Received: 6/11/14

Sample Name: MSA-SW43C-061014
Lab Code: R1404396-027

Basis: NA

General Chemistry Parameters

Analyte Name	Method	Result	Q	Units	MRL	MDL	Dilution Factor	Date Extracted	Date Analyzed	Note
Chromium, Hexavalent, Dissolved	218.6 LL	**0.062**		µg/L	0.040	0.028	2	NA	6/12/14 22:36	

Client: Tetra Tech NUS, Inc.
Project: MSA Surface Water/112IC04036 - 02
Sample Matrix: Water

Service Request: R1404396
Date Collected: 6/10/14 1239
Date Received: 6/11/14

Sample Name: MSA-SW43D-061014
Lab Code: R1404396-028

Basis: NA

General Chemistry Parameters

Analyte Name	Method	Result	Q	Units	MRL	MDL	Dilution Factor	Date Extracted	Date Analyzed	Note
Chromium, Hexavalent, Dissolved	218.6 LL	**0.061**		µg/L	0.040	0.028	2	NA	6/12/14 22:44	

Client: Tetra Tech NUS, Inc.
Project: MSA Surface Water/112IC04036 - 02
Sample Matrix: Water

Service Request: R1404396
Date Collected: 6/10/14 1210
Date Received: 6/11/14

Sample Name: MSA-SW44A-061014
Lab Code: R1404396-029

Basis: NA

General Chemistry Parameters

Analyte Name	Method	Result	Q	Units	MRL	MDL	Dilution Factor	Date Extracted	Date Analyzed	Note
Chromium, Hexavalent, Dissolved	218.6 LL	**0.076**		µg/L	0.040	0.028	2	NA	6/12/14 22:52	

Client: Tetra Tech NUS, Inc.
Project: MSA Surface Water/112IC04036 - 02
Sample Matrix: Water

Service Request: R1404396
Date Collected: 6/10/14 1215
Date Received: 6/11/14

Sample Name: MSA-SW44B-061014
Lab Code: R1404396-030

Basis: NA

General Chemistry Parameters

Analyte Name	Method	Result	Q	Units	MRL	MDL	Dilution Factor	Date Extracted	Date Analyzed	Note
Chromium, Hexavalent, Dissolved	218.6 LL	**0.062**		µg/L	0.040	0.028	2	NA	6/12/14 23:00	

Client: Tetra Tech NUS, Inc.
Project: MSA Surface Water/112IC04036 - 02
Sample Matrix: Water

Service Request: R1404396
Date Collected: 6/10/14 1220
Date Received: 6/11/14

Sample Name: MSA-SW44C-061014
Lab Code: R1404396-031

Basis: NA

General Chemistry Parameters

Analyte Name	Method	Result	Q	Units	MRL	MDL	Dilution Factor	Date Extracted	Date Analyzed	Note
Chromium, Hexavalent, Dissolved	218.6 LL	**0.044**		µg/L	0.040	0.028	2	NA	6/12/14 23:25	

Client: Tetra Tech NUS, Inc.
Project: MSA Surface Water/112IC04036 - 02
Sample Matrix: Water

Service Request: R1404396
Date Collected: 6/10/14 1224
Date Received: 6/11/14

Sample Name: MSA-SW44D-061014
Lab Code: R1404396-032

Basis: NA

General Chemistry Parameters

Analyte Name	Method	Result	Q	Units	MRL	MDL	Dilution Factor	Date Extracted	Date Analyzed	Note
Chromium, Hexavalent, Dissolved	218.6 LL	**0.080**		µg/L	0.040	0.028	2	NA	6/12/14 23:49	

Client: Tetra Tech NUS, Inc.
Project: MSA Surface Water/112IC04036 - 02
Sample Matrix: Water

Service Request: R1404396
Date Collected: 6/10/14 1155
Date Received: 6/11/14

Sample Name: MSA-SW45A-061014
Lab Code: R1404396-033

Basis: NA

General Chemistry Parameters

Analyte Name	Method	Result	Q	Units	MRL	MDL	Dilution Factor	Date Extracted	Date Analyzed	Note
Chromium, Hexavalent, Dissolved	218.6 LL	**0.070**		µg/L	0.040	0.028	2	NA	6/12/14 23:57	

Client:	Tetra Tech NUS, Inc.	**Service Request:**	R1404396
Project:	MSA Surface Water/112IC04036 - 02	**Date Collected:**	6/10/14 1159
Sample Matrix:	Water	**Date Received:**	6/11/14
Sample Name:	MSA-SW45B-061014		
Lab Code:	R1404396-034	**Basis:**	NA

General Chemistry Parameters

Analyte Name	Method	Result	Q	Units	MRL	MDL	Dilution Factor	Date Extracted	Date Analyzed	Note
Chromium, Hexavalent, Dissolved	218.6 LL	**0.093**		µg/L	0.040	0.028	2	NA	6/13/14 00:05	

Client: Tetra Tech NUS, Inc.
Project: MSA Surface Water/112IC04036 - 02
Sample Matrix: Water

Service Request: R1404396
Date Collected: 6/10/14 1201
Date Received: 6/11/14

Sample Name: MSA-SW45C-061014
Lab Code: R1404396-035

Basis: NA

General Chemistry Parameters

Analyte Name	Method	Result	Q	Units	MRL	MDL	Dilution Factor	Date Extracted	Date Analyzed	Note
Chromium, Hexavalent, Dissolved	218.6 LL	**0.094**		µg/L	0.040	0.028	2	NA	6/13/14 00:13	

Client: Tetra Tech NUS, Inc.
Project: MSA Surface Water/112IC04036 - 02
Sample Matrix: Water

Service Request: R1404396
Date Collected: 6/10/14 1204
Date Received: 6/11/14

Sample Name: MSA-SW45D-061014
Lab Code: R1404396-036

Basis: NA

General Chemistry Parameters

Analyte Name	Method	Result	Q	Units	MRL	MDL	Dilution Factor	Date Extracted	Date Analyzed	Note
Chromium, Hexavalent, Dissolved	218.6 LL	**0.088**		µg/L	0.040	0.028	2	NA	6/13/14 00:21	

Appendix C

Support Documentation

MSA-SW45C-061014

Peak Integration Report

Sample Name:	R1404396-035	*Inj. Vol.:*	100.00
Injection Type:	Unknown	*Dilution Factor:*	2.0000
Processing Method:	8-061214LL	*Injection Number:*	64
Inj. Date / Time:	13-Jun-2014 / 00:13	*Sample Comment:*	218.6 LL

No.	Time min	Peak Name	Peak Type	Area mAU*min	Height mAU	Amount ppb
2	4.83	Cr(VI)	BMB	0.007	0.022	0.0936
TOTAL:				0.01	0.02	0.09

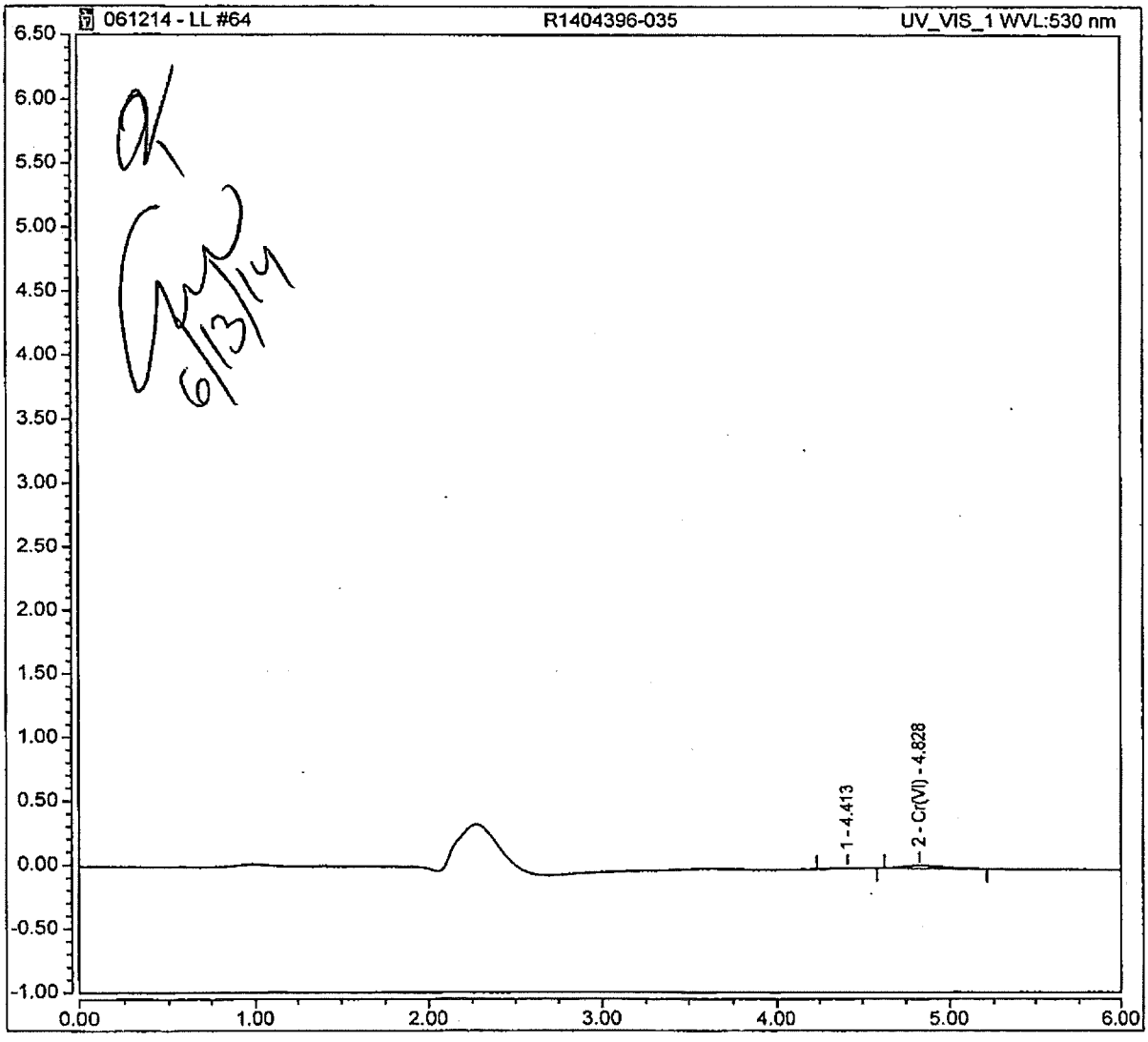

OK
6/13/14

Chromeleon (c) Dionex 1996-2009
Version 7.1.1.1127

Rochester

1565 Jefferson Road, Building 300, Suite 360
Rochester, NY 14623
Phone: +1 585 288 5380 Fax: +1 585 288 8475

Chain of Custody Record

ALS Environmental

Client Contact	Project Manager: Tony Apanavage	Site Contact: Tony Apanavage	Date: 6/10/2014	COC No:
Tetra Tech	Tel/Fax: 301-233-8230 (cell)	Lab Contact:	Carrier: Fedex	1 of 3 COCs
20251 Century Blvd, Suite 200	Analysis Turnaround Time			Job No. 112-IC06183
Germantown, MD 20874	Calendar (C) or Work Days (W)			
(301) 528-3021 Phone	TAT if different from Below: 3 DAYS			
(301) 528-3000 FAX	☐ 2 weeks			SDG No.
Project Name: MSA Surface Water Sampling	☐ 1 week 24 Hrs			
Site: MSA Frog Mortar Creek	☐ 2 days			
P O #	☐ 1 day			Sampler:

Sample Identification	Sample Date	Sample Time	Sample Type	Matrix	# of Cont.	Filtered Sample	Dissolved Hexavalent Chromium	Sample Specific Notes:
MSA-SW37A-061014	6/10/2014	1343	SW	Water	1		x	
MSA-SW37B-061014	6/10/2014	1346	SW	Water	1		x	
MSA-SW37C-061014	6/10/2014	1349	SW	Water	1		x	
MSA-SW37D-061014	6/10/2014	1352	SW	Water	1		x	
MSA-SW38A-061014	6/10/2014	1259	SW	Water	1		x	
MSA-SW38B-061014	6/10/2014	1301	SW	Water	1		x	
MSA-SW38C-061014	6/10/2014	1305	SW	Water	1		x	
MSA-SW38D-061014	6/10/2014	1308	SW	Water	1		x	
MSA-SW39A-061014	6/10/2014	1100	SW	Water	1		x	
MSA-SW39B-061014	6/10/2014	1105	SW	Water	1		x	
MSA-SW39C-061014	6/10/2014	1113	SW	Water	1		x	
MSA-SW39D-061014	6/10/2014	1117	SW	Water	1		x	

Preservation Used: (1= Ice), 2= HCl; 3= H2SO4; 4=HNO3; 5=NaOH; 6= Other _____

Possible Hazard Identification
(☒) *Non-Hazard* ☐ *Flammable* ☐ *Skin Irritant* *Poison B* ☐ *Unknown* ☐

Sample Disposal (A fee may be assessed if samples are retained longer than 1 month)
☐ *Return To Client* (☒) *Disposal By Lab* ☐ *Archive For* _____ *Months*

Special Instructions/QC Requirements & Comments: Samples must be analyzed within 24 hours of sample time.

	Company:	Date/Time:	Received by:	Company:	Date/Time:
Relinquished by:	Tetra Tech	6/10/14 1830	ALS		6/11/14 0805
Relinquished by:	Company:	Date/Time:	Received by:	Company:	Date/Time:
Relinquished by:	Company:	Date/Time:	Received by:	Company:	Date/Time:

R1404396 5
Tetra Tech NUS,Inc.
MSA Surface Water

Rochester

1565 Jefferson Road, Building 300, Suite 360
Rochester, NY 14623
Phone: +1 585 288 5380 Fax: +1 585 288 8475

Chain of Custody Record

ALS Environmental

Client Contact	Project Manager: Tony Apanavage	Site Contact: Tony Apanavage	Date: 6/10/2014	COC No:
Tetra Tech	Tel/Fax: 301-233-8230 (cell)	Lab Contact:	Carrier: Fedex	2 of 3 COCs
20251 Century Blvd, Suite 200	Analysis Turnaround Time			Job No. 112IC06183
Germantown, MD 20874	Calendar (C) or Work Days (W)			
(301) 528-3021 Phone	TAT if different from Below ~~5 DAYS~~			SDG No.
(301) 528-3000 FAX	☐ 2 weeks			
Project Name: MSA Surface Water Sampling	☐ 1 week 24 HRS			Sampler:
Site: MSA Frog Mortar Creek	☐ 2 days			
P O #	☐ 1 day			

Sample Identification	Sample Date	Sample Time	Sample Type	Matrix	# of Cont.	Filtered Sample	Dissolved Hexavalent Chromium	Sample Specific Notes:
MSA-SW40A-061014	6/10/2014	1312	SW	Water	1		x	
MSA-SW40B-061014	6/10/2014	1315	SW	Water	1		x	
MSA-SW40C-061014	6/10/2014	1319	SW	Water	1		x	
MSA-SW40D-061014	6/10/2014	1324	SW	Water	1		x	
MSA-SW41A-061014	6/10/2014	1244	SW	Water	1		x	
MSA-SW41B-061014	6/10/2014	1248	SW	Water	1		x	
MSA-SW41C-061014	6/10/2014	1250	SW	Water	1		x	
MSA-SW41D-061014	6/10/2014	1253	SW	Water	1		x	
MSA-SW42A-061014	6/10/2014	1328	SW	Water	1		x	
MSA-SW42B-061014	6/10/2014	1332	SW	Water	1		x	
MSA-SW42C-061014	6/10/2014	1335	SW	Water	1		x	
MSA-SW42D-061014	6/10/2014	1338	SW	Water	1		x	

Preservation Used: (1= Ice), 2= HCl; 3= H2SO4; 4=HNO3; 5=NaOH; 6= Other _____

Possible Hazard Identification
(X) *Non-Hazard* ☐ *Flammable* ☐ *Skin Irritant* *Poison B* ☐ *Unknown* ☐

Sample Disposal (A fee may be assessed if samples are retained longer than 1 month)
☐ *Return To Client* (X) *Disposal By Lab* ☐ *Archive For* _____ *Months*

Special Instructions/QC Requirements & Comments: **Samples must be analyzed within 24 hours of sample time.**

Relinquished by:	Company:	Date/Time:	Received by:	Company:	Date/Time:
	Tetra Tech	6/10/14 1630		ALS	6/11/14 0805
Relinquished by:	Company:	Date/Time:	Received by:	Company:	Date/Time:
Relinquished by:	Company:	Date/Time:	Received by:	Company:	Date/Time:

Rochester

1565 Jefferson Road, Building 300, Suite 360
Rochester, NY 14623
Phone: +1 585 288 5380 Fax: +1 585 288 8475

Chain of Custody Record

ALS Environmental

Client Contact	Project Manager: Tony Apanavage	Site Contact: Tony Apanavage	Date: 6/10/2014	COC No:
Tetra Tech	Tel/Fax: 301-233-8230 (cell)	Lab Contact:	Carrier: Fedex	3 of 3 COCs
20251 Century Blvd, Suite 200	Analysis Turnaround Time			Job No. 112IC06183
Germantown, MD 20874	Calendar (C) or Work Days (W)			
(301) 528-3021 Phone	TAT if different from Below ~~2 WEEKS~~			SDG No.
(301) 528-3000 FAX	☐ 2 weeks 24 HRS			
Project Name: MSA Surface Water Sampling	☐ 1 week			Sampler:
Site: MSA Frog Mortar Creek	☐ 2 days			
P O #	☐ 1 day			Sample Specific Notes:

Sample Identification	Sample Date	Sample Time	Sample Type	Matrix	# of Cont.	Filtered Sample	Dissolved Hexavalent Chromium
MSA-SW43A-061014	6/10/2014	1229	SW	Water	1		x
MSA-SW43B-061014	6/10/2014	1233	SW	Water	1		x
MSA-SW43C-061014	6/10/2014	1236	SW	Water	1		x
MSA-SW43D-061014	6/10/2014	1239	SW	Water	1		x
MSA-SW44A-061014	6/10/2014	1210	SW	Water	1		x
MSA-SW44B-061014	6/10/2014	1215	SW	Water	1		x
MSA-SW44C-061014	6/10/2014	1220	SW	Water	1		x
MSA-SW44D-061014	6/10/2014	1224	SW	Water	1		x
MSA-SW45A-061014	6/10/2014	1155	SW	Water	1		x
MSA-SW45B-061014	6/10/2014	1159	SW	Water	1		x
MSA-SW45C-061014	6/10/2014	1201	SW	Water	1		x
MSA-SW45D-061014	6/10/2014	1208	SW	Water	1		x

Preservation Used: (1= Ice), 2= HCl; 3= H_2SO_4; 4=HNO_3; 5=NaOH; 6= Other _____

Possible Hazard Identification
(☒) *Non-Hazard* ☐ *Flammable* ☐ *Skin Irritant* *Poison B* ☐ *Unknown* ☐

Sample Disposal (A fee may be assessed if samples are retained longer than 1 month)
☐ *Return To Client* (☒) *Disposal By Lab* ☐ *Archive For* _____ *Months*

Special Instructions/QC Requirements & Comments: **Samples must be analyzed within 24 hours of sample time.**

	Company:	Date/Time:	Received by:	Company:	Date/Time:
Relinquished by:	Tetra Tech	6/10/14 1830		ALS	6/11/14 0905
Relinquished by:	Company:	Date/Time:	Received by:	Company:	Date/Time:
Relinquished by:	Company:	Date/Time:	Received by:	Company:	Date/Time:

Cooler Receipt and Preservation Check Form

Project/Client Tetra Tech Folder Number R14-4396

Cooler received on 6/11/14 by: JS

COURIER: ALS UPS FEDEX VELOCITY CLIENT

1	Were Custody seals on outside of cooler?	(Y)	N
2	Custody papers properly completed (ink, signed)?	(Y)	N
3	Did all bottles arrive in good condition (unbroken)?	(Y)	N
4	Circle: Wet Ice Dry Ice Gel packs present?	(Y)	N

5a	Perchlorate samples have required headspace?	Y	N	(NA)
5b	Did VOA vials, Alk, or Sulfide have sig* bubbles?	Y	N	(NA)
6	Where did the bottles originate? ALS/ROC	(CLIENT)		
7	Soil VOA received as: Bulk Encore 5035set	(NA)		

8. Temperature Readings Date: 6/11/14 Time: 0820 ID: IR#3 (IR#4) From: Temp Blank (Sample Bottle)

Observed Temp (°C)	5.2						
Correction Factor (°C)	–						
Corrected Temp (°C)	5.2						
Within 0-6°C?	(Y) N	Y N	Y N	Y N	Y N	Y N	Y N

If out of Temperature, note packing/ice condition: _____ Ice melted Poorly Packed Same Day Rule

&Client Approval to Run Samples: _____ Standing Approval Client aware at drop-off Client notified by: _____

All samples held in storage location: R007 by JS on 6/11/14 at 0817

5035 samples placed in storage location: _____ by _____ on _____ at _____

PC Secondary Review: _____

Cooler Breakdown: Date: 6/11/14 Time: 1754 by: DA

1. Were all bottle labels complete (*i.e.* analysis, preservation, etc.)? YES NO
2. Did all bottle labels and tags agree with custody papers? YES NO
3. Were correct containers used for the tests indicated? YES NO
4. Air Samples: Cassettes / Tubes Intact Canisters Pressurized Tedlar® Bags Inflated (NA)

Explain any discrepancies:

pH	Reagent	Yes	No	Lot Received	Exp	Sample ID	Vol. Added	Lot Added	Final pH
≥12	NaOH								
≤2	HNO_3								
≤2	H_2SO_4								
<4	$NaHSO_4$								
Residual Chlorine (-)	For CN Phenol and 522			If +, contact PM to add $Na_2S_2O_3$ (CN), ascorbic (phenol).					
	$Na_2S_2O_3$	-	-						
	ZnAcetate	-	-						
	HCl	**	**						

**Not to be tested before analysis – pH tested and recorded by VOAs on a separate worksheet

Yes=All samples OK

No=Samples were preserved at The lab as listed

PM OK to Adjust: _____

Bottle lot numbers: Client label

Other Comments:

PC Secondary Review: _____

*significant air bubbles: VOA > 5-6 mm : WC > 1 in. diameter

CASE NARRATIVE

Client:	Tetra Tech NUS, Inc.	**Service Request No.:**	R1404396
Project:	MSA Surface Water	**Project Number:**	112IC04036
Sample Matrix:	Water	**Date Received:**	6/11/14

All analyses were performed consistent with the quality assurance program of ALS Environmental. This report contains analytical results for samples designated for Tier IV deliverables. When appropriate to the method, method blank and LCS results have been reported with each analytical test.

Sample Receipt

Water samples were collected on 6/10/14 and received at ALS in good condition at a cooler temperature of 5.2°C as noted on the cooler receipt and preservation check form. The sample preservation was checked upon receipt and samples were stored in a refrigerator at 1 - 6 °C upon receipt at the laboratory. See the CLP Batching sheets for a cross-reference between Client ID and ALS Job # and analyses requested. Sample ID were changed per client request to match bottle ID's.

Hexavalent Chromium Analysis – 218.6

Thirty-six water samples were analyzed for Dissolved CR+6 by EPA method 218.6, low level. Values detected between the MDL and PQL have been flagged with a "J" as estimated.

Note: All samples were analyzed outside of the client requested 24 hours holding time but within method specified holding time of 28 days. All samples were analyzed on the same day they were received.

All the initial and continuing calibration criteria of 95 – 105 % were met.

Site specific QC was not requested but was analyzed on samples MSA-SW37A-061014 (R1404396-001), MSA-SW39C-061014 (R1404396-011), MSA-SW42A-061014 (R1404396-021) and MSA-SW44C-061014 (R1404396-031). The Matrix Spike and Duplicate Matrix Spike for MSA-SW39C-061014 (R1404396-011) and the Matrix Spike for MSA-SW42A-061014 (R1404396-021) were outside of the control limits and have been flagged with a "*". All other QC was within limits.

The Blank Spike (LCS) recovery was within QC limits.

The Laboratory Blank associated with these samples was free of contamination.

I certify that this data package is in compliance with the terms and conditions of the contract, both technically and for completeness, for other than the details conditioned above. Release of the data contained in this hard copy data package has been authorized by the Laboratory Manager or his designee, as verified by the following signature. _____

ALS ASP/CLP Batching Form/Login Sheet

Client Proj #: 112IC04036 - 02	Batch Complete: Yes		Date Revised:
Submission: R1404396	Diskette Requested: No		Date Due: 7/2/14
Client: Tetra Tech NUS, Inc.	Date: 6/13/14		Protocol: MCAWW
Client Rep: DPATTON	Custody Seal: Present/Absent:		Shipping No.:
Project: MSA Surface Water	Chain of Custody: Present/Absent:		SDG #:

CAS Job #	Client/EPA ID	Matrix	Requested Parameters	Date Sampled	Date Received	pH (Solids)	% Solids	Remarks Sample Condition
R1404396-001	MSA-SW37A-061014	Water	218.6 LL	6/10/14	6/11/14			
R1404396-002	MSA-SW37B-061014	Water	218.6 LL	6/10/14	6/11/14			
R1404396-003	MSA-SW37C-061014	Water	218.6 LL	6/10/14	6/11/14			
R1404396-004	MSA-SW37D-061014	Water	218.6 LL	6/10/14	6/11/14			
R1404396-005	MSA-SW38A-061014	Water	218.6 LL	6/10/14	6/11/14			
R1404396-006	MSA-SW38B-061014	Water	218.6 LL	6/10/14	6/11/14			
R1404396-007	MSA-SW38C-061014	Water	218.6 LL	6/10/14	6/11/14			
R1404396-008	MSA-SW38D-061014	Water	218.6 LL	6/10/14	6/11/14			
R1404396-009	MSA-SW39A-061014	Water	218.6 LL	6/10/14	6/11/14			
R1404396-010	MSA-SW39B-061014	Water	218.6 LL	6/10/14	6/11/14			
R1404396-011	MSA-SW39C-061014	Water	218.6 LL	6/10/14	6/11/14			
R1404396-012	MSA-SW39D-061014	Water	218.6 LL	6/10/14	6/11/14			
R1404396-013	MSA-SW40A-061014	Water	218.6 LL	6/10/14	6/11/14			
R1404396-014	MSA-SW40B-061014	Water	218.6 LL	6/10/14	6/11/14			
R1404396-015	MSA-SW40C-061014	Water	218.6 LL	6/10/14	6/11/14			
R1404396-016	MSA-SW40D-061014	Water	218.6 LL	6/10/14	6/11/14			
R1404396-017	MSA-SW41A-061014	Water	218.6 LL	6/10/14	6/11/14			
R1404396-018	MSA-SW41B-061014	Water	218.6 LL	6/10/14	6/11/14			
R1404396-019	MSA-SW41C-061014	Water	218.6 LL	6/10/14	6/11/14			
R1404396-020	MSA-SW41D-061014	Water	218.6 LL	6/10/14	6/11/14			
R1404396-021	MSA-SW42A-061014	Water	218.6 LL	6/10/14	6/11/14			
R1404396-022	MSA-SW42B-061014	Water	218.6 LL	6/10/14	6/11/14			
R1404396-023	MSA-SW42C-061014	Water	218.6 LL	6/10/14	6/11/14			
R1404396-024	MSA-SW42D-061014	Water	218.6 LL	6/10/14	6/11/14			
R1404396-025	MSA-SW43A-061014	Water	218.6 LL	6/10/14	6/11/14			
R1404396-026	MSA-SW43B-061014	Water	218.6 LL	6/10/14	6/11/14			
R1404396-027	MSA-SW43C-061014	Water	218.6 LL	6/10/14	6/11/14			
R1404396-028	MSA-SW43D-061014	Water	218.6 LL	6/10/14	6/11/14			
R1404396-029	MSA-SW44A-061014	Water	218.6 LL	6/10/14	6/11/14			
R1404396-030	MSA-SW44B-061014	Water	218.6 LL	6/10/14	6/11/14			
R1404396-031	MSA-SW44C-061014	Water	218.6 LL	6/10/14	6/11/14			
R1404396-032	MSA-SW44D-061014	Water	218.6 LL	6/10/14	6/11/14			
R1404396-033	MSA-SW45A-061014	Water	218.6 LL	6/10/14	6/11/14			
R1404396-034	MSA-SW45B-061014	Water	218.6 LL	6/10/14	6/11/14			
R1404396-035	MSA-SW45C-061014	Water	218.6 LL	6/10/14	6/11/14			
R1404396-036	MSA-SW45D-061014	Water	218.6 LL	6/10/14	6/11/14			

Folder Comments:

ALS Environmental

REPORT QUALIFIERS AND DEFINITIONS

U Analyte was analyzed for but not detected. The sample quantitation limit has been corrected for dilution and for percent moisture, unless otherwise noted in the case narrative.

J Estimated value due to either being a Tentatively Identified Compound (TIC) or that the concentration is between the MRL and the MDL. Concentrations are not verified within the linear range of the calibration. For DoD: concentration >40% difference between two GC columns (pesticides/Arclors).

B Analyte was also detected in the associated method blank at a concentration that may have contributed to the sample result.

E Inorganics- Concentration is estimated due to the serial dilution was outside control limits.

E Organics- Concentration has exceeded the calibration range for that specific analysis.

D Concentration is a result of a dilution, typically a secondary analysis of the sample due to exceeding the calibration range or that a surrogate has been diluted out of the sample and cannot be assessed.

* Indicates that a quality control parameter has exceeded laboratory limits. Under the "Notes" column of the Form I, this qualifier denotes analysis was performed out of Holding Time.

H Analysis was performed out of hold time for tests that have an "immediate" hold time criteria.

Spike was diluted out.

\+ Correlation coefficient for MSA is <0.995.

N Inorganics- Matrix spike recovery was outside laboratory limits.

N Organics- Presumptive evidence of a compound (reported as a TIC) based on the MS library search.

S Concentration has been determined using Method of Standard Additions (MSA).

W Post-Digestion Spike recovery is outside control limits and the sample absorbance is <50% of the spike absorbance.

P Concentration >40% (25% for CLP) difference between the two GC columns.

C Confirmed by GC/MS

Q DoD reports: indicates a pesticide/Aroclor is not confirmed (≥100% Difference between two GC columns).

X See Case Narrative for discussion.

MRL Method Reporting Limit. Also known as:
LOQ Limit of Quantitation (LOQ)
The lowest concentration at which the method analyte may be reliably quantified under the method conditions.

MDL Method Detection Limit. A statistical value derived from a study designed to provide the lowest concentration that will be detected 99% of the time. Values between the MDL and MRL are estimated (see J qualifier).

LOD Limit of Detection. A value at or above the MDL which has been verified to be detectable.

ND Non-Detect. Analyte was not detected at the concentration listed. Same as U qualifier.

ACCREDITED IN ACCORDANCE WITH nelac

Rochester Lab ID # for State Certifications[1]

NELAP Accredited	Maine ID #NY0032	New Hampshire ID # 294100 A/B
Connecticut ID # PH0556	Nebraska Accredited	
Delaware Accredited	Nevada ID # NY-00032	North Carolina #676
DoD ELAP #65817	New Jersey ID # NY004	Pennsylvania ID# 68-786
Florida ID # E87674	New York ID # 10145	Rhode Island ID # 158
Illinois ID #200047		Virginia #460167

[1] Analyses were performed according to our laboratory's NELAP-approved quality assurance program and any applicable state or agency requirements. The test results meet requirements of the current NELAP/TNI standards or state or agency requirements, where applicable, except as noted in the laboratory case narrative provided. For a specific list of accredited analytes, refer to http://www.alsglobal.com/en/Our-Services/Life-Sciences/Environmental/Downloads/North-America-Downloads

Analytical Results Summary

Instrument Name: R-IC-08 **Analyst:** CWOODS **Analysis Lot:** 396981 **Method/Testcode:** 218.6 LL/Cr6 D LL

Lab Code	Target Analytes	QC	Parent Sample	Matrix	Raw Result	Sample Amt.	Final Result	Dil	MDL	PQL	% Rec	% RSD	Date Analyzed	QC?	Tier
RQ1406538-05	Chromium, Hexavalent, Dissolved	CCV		Water	0.50 ppb	10 mL	0.496 ppb	1					6/12/14 15:21:00	N	IV
RQ1406538-09	Chromium, Hexavalent, Dissolved	CCB		Water	0.00 ppb	10 mL	0.020 µg/L U	1	0.014	0.020			6/12/14 15:29:00	N	IV
RQ1406538-13	Chromium, Hexavalent, Dissolved	MB		Water	0.00 ppb	10 mL	0.020 µg/L U	1	0.014	0.020			6/12/14 15:29:00	N	IV
RQ1406538-14	Chromium, Hexavalent, Dissolved	LCS		Water	0.20 ppb	10 mL	0.200 µg/L	1	0.014	0.020	100		6/12/14 15:38:00	N	IV
K1405188-001	Chromium, Hexavalent, Dissolved	N/A		Water	0.00 ppb	10 mL	0.020 µg/L U	1	0.014	0.020			6/12/14 17:04:00	N	IV
K1405188-002	Chromium, Hexavalent, Dissolved	N/A		Water	0.00 ppb	10 mL	0.020 µg/L U	1	0.014	0.020			6/12/14 17:11:00	N	IV
R1404396-001	Chromium, Hexavalent, Dissolved	N/A		Water	0.04 ppb	10 mL	0.075 µg/L	2	0.028	0.040			6/12/14 17:19:00	N	IV
RQ1406538-01	Chromium, Hexavalent, Dissolved	MS	R1404396-001	Water	0.25 ppb	10 mL	0.504 µg/L	2	0.028	0.040	107		6/12/14 17:27:00	N	IV
RQ1406538-02	Chromium, Hexavalent, Dissolved	DMS	R1404396-001	Water	0.22 ppb	10 mL	0.440 µg/L	2	0.028	0.040	91	13	6/12/14 17:35:00	N	IV
R1404396-002	Chromium, Hexavalent, Dissolved	N/A		Water	0.03 ppb	10 mL	0.060 µg/L	2	0.028	0.040			6/12/14 17:42:00	N	IV
R1404396-003	Chromium, Hexavalent, Dissolved	N/A		Water	0.03 ppb	10 mL	0.050 µg/L	2	0.028	0.040			6/12/14 17:50:00	N	IV
R1404396-004	Chromium, Hexavalent, Dissolved	N/A		Water	0.04 ppb	10 mL	0.071 µg/L	2	0.028	0.040			6/12/14 17:58:00	N	IV
R1404396-005	Chromium, Hexavalent, Dissolved	N/A		Water	0.02 ppb	10 mL	0.032 µg/L J	2	0.028	0.040			6/12/14 18:06:00	N	IV
RQ1406538-06	Chromium, Hexavalent, Dissolved	CCV		Water	0.50 ppb	10 mL	0.505 ppb	1					6/12/14 18:15:00	N	IV
RQ1406538-10	Chromium, Hexavalent, Dissolved	CCB		Water	0.00 ppb	10 mL	0.020 µg/L U	1	0.014	0.020			6/12/14 18:23:00	N	IV
R1404396-006	Chromium, Hexavalent, Dissolved	N/A		Water	0.03 ppb	10 mL	0.068 µg/L	2	0.028	0.040			6/12/14 18:31:00	N	IV
R1404396-007	Chromium, Hexavalent, Dissolved	N/A		Water	0.04 ppb	10 mL	0.075 µg/L	2	0.028	0.040			6/12/14 18:39:00	N	IV
R1404396-008	Chromium, Hexavalent, Dissolved	N/A		Water	0.04 ppb	10 mL	0.072 µg/L	2	0.028	0.040			6/12/14 18:47:00	N	IV
R1404396-009	Chromium, Hexavalent, Dissolved	N/A		Water	0.04 ppb	10 mL	0.075 µg/L	2	0.028	0.040			6/12/14 18:56:00	N	IV
R1404396-010	Chromium, Hexavalent, Dissolved	N/A		Water	0.03 ppb	10 mL	0.068 µg/L	2	0.028	0.040			6/12/14 19:04:00	N	IV
R1404396-011	Chromium, Hexavalent, Dissolved	N/A		Water	0.04 ppb	10 mL	0.084 µg/L	2	0.028	0.040			6/12/14 19:12:00	N	IV
RQ1406538-03	Chromium, Hexavalent, Dissolved	MS	R1404396-011	Water	0.20 ppb	10 mL	0.400 µg/L	2	0.028	0.040	79*		6/12/14 19:20:00	N	IV
RQ1406538-04	Chromium, Hexavalent, Dissolved	DMS	R1404396-011	Water	0.21 ppb	10 mL	0.420 µg/L	2	0.028	0.040	84*	5	6/12/14 19:28:00	N	IV

# indicates Final Result is not yet adjusted for Solids because it has not yet been determined.

Analytical Results Summary

Instrument Name: R-IC-08 **Analyst:** CWOODS **Analysis Lot:** 396981 **Method/Testcode:** 218.6 LL/Cr6 D LL

Lab Code	Target Analytes	QC	Parent Sample	Matrix	Raw Result	Sample Amt.	Final Result	Dil	MDL	PQL	% Rec	% RSD	Date Analyzed	QC?	Tier
R1404396-012	Chromium, Hexavalent, Dissolved	N/A		Water	0.04 ppb	10 mL	0.077 µg/L	2	0.028	0.040			6/12/14 19:35:00	N	IV
R1404396-013	Chromium, Hexavalent, Dissolved	N/A		Water	0.03 ppb	10 mL	0.061 µg/L	2	0.028	0.040			6/12/14 19:43:00	N	IV
RQ1406538-07	Chromium, Hexavalent, Dissolved	CCV		Water	0.48 ppb	10 mL	0.482 ppb	1					6/12/14 19:51:00	N	IV
RQ1406538-11	Chromium, Hexavalent, Dissolved	CCB		Water	0.00 ppb	10 mL	0.020 µg/L U	1	0.014	0.020			6/12/14 20:00:00	N	IV
R1404396-014	Chromium, Hexavalent, Dissolved	N/A		Water	0.05 ppb	10 mL	0.093 µg/L	2	0.028	0.040			6/12/14 20:09:00	N	IV
R1404396-015	Chromium, Hexavalent, Dissolved	N/A		Water	0.04 ppb	10 mL	0.082 µg/L	2	0.028	0.040			6/12/14 20:17:00	N	IV
R1404396-016	Chromium, Hexavalent, Dissolved	N/A		Water	0.04 ppb	10 mL	0.077 µg/L	2	0.028	0.040			6/12/14 20:25:00	N	IV
R1404396-017	Chromium, Hexavalent, Dissolved	N/A		Water	0.04 ppb	10 mL	0.084 µg/L	2	0.028	0.040			6/12/14 20:33:00	N	IV
R1404396-018	Chromium, Hexavalent, Dissolved	N/A		Water	0.04 ppb	10 mL	0.089 µg/L	2	0.028	0.040			6/12/14 20:41:00	N	IV
RQ1406538-08	Chromium, Hexavalent, Dissolved	CCV		Water	0.48 ppb	10 mL	0.478 ppb	1					6/12/14 21:30:00	N	IV
RQ1406538-12	Chromium, Hexavalent, Dissolved	CCB		Water	0.00 ppb	10 mL	0.020 µg/L U	1	0.014	0.020			6/12/14 21:38:00	N	IV

# indicates Final Result is not yet adjusted for Solids because it has not yet been determined.

Analytical Results Summary

Instrument Name: R-IC-08 **Analyst:** CWOODS **Analysis Lot:** 396982 **Method/Testcode:** 218.6 LL/Cr6 D LL

Lab Code	Target Analytes	QC	Parent Sample	Matrix	Raw Result	Sample Amt.	Final Result	Dil	MDL	PQL	% Rec	% RSD	Date Analyzed	QC?	Tier
RQ1406539-05	Chromium, Hexavalent, Dissolved	CCV		Water	0.48 ppb	10 mL	0.482 ppb	1					6/12/14 19:51:00	N	IV
RQ1406539-09	Chromium, Hexavalent, Dissolved	CCB		Water	0.00 ppb	10 mL	0.020 µg/L U	1	0.014	0.020			6/12/14 20:00:00	N	IV
RQ1406539-13	Chromium, Hexavalent, Dissolved	MB		Water	0.00 ppb	10 mL	0.020 µg/L U	1	0.014	0.020			6/12/14 20:00:00	N	IV
RQ1406539-14	Chromium, Hexavalent, Dissolved	LCS		Water	0.20 ppb	10 mL	0.204 µg/L	1	0.014	0.020	102		6/12/14 20:49:00	N	IV
R1404396-019	Chromium, Hexavalent, Dissolved	N/A		Water	0.04 ppb	10 mL	0.087 µg/L	2	0.028	0.040			6/12/14 20:58:00	N	IV
R1404396-020	Chromium, Hexavalent, Dissolved	N/A		Water	0.03 ppb	10 mL	0.061 µg/L	2	0.028	0.040			6/12/14 21:06:00	N	IV
R1404396-021	Chromium, Hexavalent, Dissolved	N/A		Water	0.03 ppb	10 mL	0.061 µg/L	2	0.028	0.040			6/12/14 21:14:00	N	IV
RQ1406539-01	Chromium, Hexavalent, Dissolved	MS	R1404396-021	Water	0.19 ppb	10 mL	0.382 µg/L	2	0.028	0.040	80*		6/12/14 21:22:00	N	IV
RQ1406539-06	Chromium, Hexavalent, Dissolved	CCV		Water	0.48 ppb	10 mL	0.478 ppb	1					6/12/14 21:30:00	N	IV
RQ1406539-10	Chromium, Hexavalent, Dissolved	CCB		Water	0.00 ppb	10 mL	0.020 µg/L U	1	0.014	0.020			6/12/14 21:38:00	N	IV
RQ1406539-02	Chromium, Hexavalent, Dissolved	DMS	R1404396-021	Water	0.21 ppb	10 mL	0.424 µg/L	2	0.028	0.040	91	10	6/12/14 21:46:00	N	IV
R1404396-022	Chromium, Hexavalent, Dissolved	N/A		Water	0.04 ppb	10 mL	0.074 µg/L	2	0.028	0.040			6/12/14 21:55:00	N	IV
R1404396-023	Chromium, Hexavalent, Dissolved	N/A		Water	0.04 ppb	10 mL	0.079 µg/L	2	0.028	0.040			6/12/14 22:03:00	N	IV
R1404396-024	Chromium, Hexavalent, Dissolved	N/A		Water	0.03 ppb	10 mL	0.070 µg/L	2	0.028	0.040			6/12/14 22:11:00	N	IV
R1404396-025	Chromium, Hexavalent, Dissolved	N/A		Water	0.04 ppb	10 mL	0.070 µg/L	2	0.028	0.040			6/12/14 22:20:00	N	IV
R1404396-026	Chromium, Hexavalent, Dissolved	N/A		Water	0.04 ppb	10 mL	0.070 µg/L	2	0.028	0.040			6/12/14 22:28:00	N	IV
R1404396-027	Chromium, Hexavalent, Dissolved	N/A		Water	0.03 ppb	10 mL	0.062 µg/L	2	0.028	0.040			6/12/14 22:36:00	N	IV
R1404396-028	Chromium, Hexavalent, Dissolved	N/A		Water	0.03 ppb	10 mL	0.061 µg/L	2	0.028	0.040			6/12/14 22:44:00	N	IV
R1404396-029	Chromium, Hexavalent, Dissolved	N/A		Water	0.04 ppb	10 mL	0.076 µg/L	2	0.028	0.040			6/12/14 22:52:00	N	IV
R1404396-030	Chromium, Hexavalent, Dissolved	N/A		Water	0.03 ppb	10 mL	0.062 µg/L	2	0.028	0.040			6/12/14 23:00:00	N	IV
RQ1406539-07	Chromium, Hexavalent, Dissolved	CCV		Water	0.49 ppb	10 mL	0.492 ppb	1					6/12/14 23:08:00	N	IV
RQ1406539-11	Chromium, Hexavalent, Dissolved	CCB		Water	0.00 ppb	10 mL	0.020 µg/L U	1	0.014	0.020			6/12/14 23:17:00	N	IV
R1404396-031	Chromium, Hexavalent, Dissolved	N/A		Water	0.02 ppb	10 mL	0.044 µg/L	2	0.028	0.040			6/12/14 23:25:00	N	IV

# indicates Final Result is not yet adjusted for Solids because it has not yet been determined.

Analytical Results Summary

Instrument Name: R-IC-08 **Analyst:** CWOODS **Analysis Lot:** 396982 **Method/Testcode:** 218.6 LL/Cr6 D LL

Lab Code	Target Analytes	QC	Parent Sample	Matrix	Raw Result	Sample Amt.	Final Result	Dil	MDL	PQL	% Rec	% RSD	Date Analyzed	QC?	Tier
RQ1406539-03	Chromium, Hexavalent, Dissolved	MS	R1404396-031	Water	0.21 ppb	10 mL	0.411 µg/L	2	0.028	0.040	92		6/12/14 23:34:00	N	IV
RQ1406539-04	Chromium, Hexavalent, Dissolved	DMS	R1404396-031	Water	0.21 ppb	10 mL	0.426 µg/L	2	0.028	0.040	96	4	6/12/14 23:42:00	N	IV
R1404396-032	Chromium, Hexavalent, Dissolved	N/A		Water	0.04 ppb	10 mL	0.080 µg/L	2	0.028	0.040			6/12/14 23:49:00	N	IV
R1404396-033	Chromium, Hexavalent, Dissolved	N/A		Water	0.03 ppb	10 mL	0.070 µg/L	2	0.028	0.040			6/12/14 23:57:00	N	IV
R1404396-034	Chromium, Hexavalent, Dissolved	N/A		Water	0.05 ppb	10 mL	0.093 µg/L	2	0.028	0.040			6/13/14 00:05:00	N	IV
R1404396-035	Chromium, Hexavalent, Dissolved	N/A		Water	0.05 ppb	10 mL	0.094 µg/L	2	0.028	0.040			6/13/14 00:13:00	N	IV
R1404396-036	Chromium, Hexavalent, Dissolved	N/A		Water	0.04 ppb	10 mL	0.088 µg/L	2	0.028	0.040			6/13/14 00:21:00	N	IV
RQ1406539-08	Chromium, Hexavalent, Dissolved	CCV		Water	0.50 ppb	10 mL	0.499 ppb	1					6/13/14 00:29:00	N	IV
RQ1406539-12	Chromium, Hexavalent, Dissolved	CCB		Water	0.00 ppb	10 mL	0.020 µg/L U	1	0.014	0.020			6/13/14 00:37:00	N	IV

# indicates Final Result is not yet adjusted for Solids because it has not yet been determined.

Client:	Tetra Tech NUS, Inc.	**Service Request:**	R1404396
Project:	MSA Surface Water/112IC04036 - 02	**Date Collected:**	NA
Sample Matrix:	Water	**Date Received:**	NA
Sample Name:	Method Blank		
Lab Code:	R1404396-MB1 batch # 39681	**Basis:**	NA

General Chemistry Parameters

Analyte Name	Method	Result	Q	Units	MRL	MDL	Dilution Factor	Date Extracted	Date Analyzed	Note
Chromium, Hexavalent, Dissolved	218.6 LL	0.020	U	µg/L	0.020	0.014	1	NA	6/12/14 15:29	

ALS Group USA, Corp. dba ALS Environmental

QA/QC Report

Client: Tetra Tech NUS, Inc.
Project: MSA Surface Water/112IC04036 - 02
Sample Matrix: Water

Service Request: R1404396
Date Analyzed: 6/12/14

batch # 39681

Lab Control Sample Summary
General Chemistry Parameters

Units: µg/L
Basis: NA

Analyte Name	Method	Lab Control Sample R1404396-LCS1 Result	Spike Amount	% Rec	% Rec Limits
Chromium, Hexavalent, Dissolved	218.6 LL	0.200	0.200	100	90 - 110

Results flagged with an asterisk (*) indicate values outside control criteria.
Percent recoveries and relative percent differences (RPD) are determined by the software using values in the calculation which have not been rounded.

ALS Group USA, Corp. dba ALS Environmental

QA/QC Report

Client: Tetra Tech NUS, Inc.
Project: MSA Surface Water/112IC04036 - 02
Sample Matrix: Water

batch # 39681

Service Request: R1404396
Date Collected: 6/10/14
Date Received: 6/11/14
Date Analyzed: 6/12/14

Matrix Spike Summary
General Chemistry Parameters

Sample Name: MSA-SW37A-061014
Lab Code: R1404396-001

Units: µg/L
Basis: NA

Analytical Method: 218.6 LL

Analyte Name	Sample Result	MSA-SW37A-061014MS Matrix Spike R1404396-001MS Result	Spike Amount	% Rec	MSA-SW37A-061014DMS Duplicate Matrix Spike R1404396-001DMS Result	Spike Amount	% Rec	% Rec Limits	RPD	RPD Limit
Chromium, Hexavalent, Dissolved	0.075	0.504	0.400	107	0.440	0.400	91	90 - 110	13	20

Results flagged with an asterisk (*) indicate values outside control criteria.
Results flagged with a pound (#) indicate the control criteria is not applicable.
Percent recoveries and relative percent differences (RPD) are determined by the software using values in the calculation which have not been rounded.

ALS Group USA, Corp. dba ALS Environmental

QA/QC Report

Client: Tetra Tech NUS, Inc.
Project: MSA Surface Water/112IC04036 - 02
Sample Matrix: Water

batch # 39691

Service Request: R1404396
Date Collected: 6/10/14
Date Received: 6/11/14
Date Analyzed: 6/12/14

Matrix Spike Summary
General Chemistry Parameters

Sample Name: MSA-SW39C-061014
Lab Code: R1404396-011

Units: µg/L
Basis: NA

Analytical Method: 218.6 LL

Analyte Name	Sample Result	MSA-SW39C-061014MS Matrix Spike R1404396-011MS Result	Spike Amount	% Rec	MSA-SW39C-061014DMS Duplicate Matrix Spike R1404396-011DMS Result	Spike Amount	% Rec	% Rec Limits	RPD	RPD Limit
Chromium, Hexavalent, Dissolved	0.084	0.400	0.400	79 *	0.420	0.400	84 *	90 - 110	5	20

Results flagged with an asterisk (*) indicate values outside control criteria.
Results flagged with a pound (#) indicate the control criteria is not applicable.
Percent recoveries and relative percent differences (RPD) are determined by the software using values in the calculation which have not been rounded.

ALS Group USA, Corp. dba ALS Environmental

Analytical Report

Client: Tetra Tech NUS, Inc.
Project: MSA Surface Water/112IC04036 - 02
Sample Matrix: Water

Service Request: R1404396
Date Collected: NA
Date Received: NA

Sample Name: Method Blank
Lab Code: R1404396-MB2

Basis: NA

batch # 39682

General Chemistry Parameters

Analyte Name	Method	Result	Q	Units	MRL	MDL	Dilution Factor	Date Extracted	Date Analyzed	Note
Chromium, Hexavalent, Dissolved	218.6 LL	0.020	U	µg/L	0.020	0.014	1	NA	6/12/14 20:00	

ALS Group USA, Corp. dba ALS Environmental

QA/QC Report

Client: Tetra Tech NUS, Inc.
Project: MSA Surface Water/112IC04036 - 02
Sample Matrix: Water

Service Request: R1404396
Date Analyzed: 6/12/14

batch # 39692

Lab Control Sample Summary
General Chemistry Parameters

Units: µg/L
Basis: NA

Analyte Name	Method	Lab Control Sample R1404396-LCS2 Result	Spike Amount	% Rec	% Rec Limits
Chromium, Hexavalent, Dissolved	218.6 LL	0.204	0.200	102	90 - 110

Results flagged with an asterisk (*) indicate values outside control criteria.

Percent recoveries and relative percent differences (RPD) are determined by the software using values in the calculation which have not been rounded.

ALS Group USA, Corp. dba ALS Environmental

QA/QC Report

Client: Tetra Tech NUS, Inc.
Project: MSA Surface Water/112IC04036 - 02
Sample Matrix: Water

batch # 39682

Service Request: R1404396
Date Collected: 6/10/14
Date Received: 6/11/14
Date Analyzed: 6/12/14

Matrix Spike Summary
General Chemistry Parameters

Sample Name: MSA-SW42A-061014
Lab Code: R1404396-021

Units: µg/L
Basis: NA

Analytical Method: 218.6 LL

		MSA-SW42A-061014MS Matrix Spike R1404396-021MS			MSA-SW42A-061014DMS Duplicate Matrix Spike R1404396-021DMS					
Analyte Name	**Sample Result**	**Result**	**Spike Amount**	**% Rec**	**Result**	**Spike Amount**	**% Rec**	**% Rec Limits**	**RPD**	**RPD Limit**
Chromium, Hexavalent, Dissolved	0.061	0.382	0.400	80 *	0.424	0.400	91	90 - 110	10	20

Results flagged with an asterisk (*) indicate values outside control criteria.
Results flagged with a pound (#) indicate the control criteria is not applicable.
Percent recoveries and relative percent differences (RPD) are determined by the software using values in the calculation which have not been rounded.

ALS Group USA, Corp. dba ALS Environmental

QA/QC Report

Client: Tetra Tech NUS, Inc.
Project: MSA Surface Water/112IC04036 - 02
Sample Matrix: Water

batch# 39682

Service Request: R1404396
Date Collected: 6/10/14
Date Received: 6/11/14
Date Analyzed: 6/12/14

Matrix Spike Summary
General Chemistry Parameters

Sample Name: MSA-SW44C-061014
Lab Code: R1404396-031

Units: µg/L
Basis: NA

Analytical Method: 218.6 LL

Analyte Name	Sample Result	MSA-SW44C-061014MS Matrix Spike R1404396-031MS Result	Spike Amount	% Rec	MSA-SW44C-061014DMS Duplicate Matrix Spike R1404396-031DMS Result	Spike Amount	% Rec	% Rec Limits	RPD	RPD Limit
Chromium, Hexavalent, Dissolved	0.044	0.411	0.400	92	0.426	0.400	96	90 - 110	4	20

Results flagged with an asterisk (*) indicate values outside control criteria.
Results flagged with a pound (#) indicate the control criteria is not applicable.
Percent recoveries and relative percent differences (RPD) are determined by the software using values in the calculation which have not been rounded.

Client: Tetra Tech NUS, Inc.
Project: MSA Surface Water/112IC04036 - 02

Service Request: R1404396

Continuing Calibration Verification (CCV) Summary
Chromium, Hexavalent, Dissolved

Analytical Method: 218.6 LL

Units: ppb

	Analysis Lot	Lab Code	Date Analyzed	True Value	Measured Value	Percent Recovery	Acceptance Limits
CCV1	396981	RQ1406538-05	6/12/14 15:21	0.500	0.496	99	95 - 105
CCV2	396981	RQ1406538-06	6/12/14 18:15	0.500	0.505	101	95 - 105
CCV3	396981	RQ1406538-07	6/12/14 19:51	0.500	0.482	96	95 - 105
CCV4	396982	RQ1406539-05	6/12/14 19:51	0.500	0.482	96	95 - 105
CCV5	396981	RQ1406538-08	6/12/14 21:30	0.500	0.478	96	95 - 105
CCV6	396982	RQ1406539-06	6/12/14 21:30	0.500	0.478	96	95 - 105
CCV7	396982	RQ1406539-07	6/12/14 23:08	0.500	0.492	98	95 - 105
CCV8	396982	RQ1406539-08	6/13/14 00:29	0.500	0.499	100	95 - 105

Client: Tetra Tech NUS, Inc.
Project: MSA Surface Water/112IC04036 - 02

Service Request: R1404396

Continuing Calibration Blank (CCB) Summary
Chromium, Hexavalent, Dissolved

Analytical Method: 218.6 LL

Units: µg/L

	Analysis Lot	Lab Code	Date Analyzed	MDL	MRL	Result	Q
CCB1	396981	RQ1406538-09	6/12/14 15:29	0.014	0.020	0.020	U
CCB2	396981	RQ1406538-10	6/12/14 18:23	0.014	0.020	0.020	U
CCB3	396981	RQ1406538-11	6/12/14 20:00	0.014	0.020	0.020	U
CCB4	396982	RQ1406539-09	6/12/14 20:00	0.014	0.020	0.020	U
CCB5	396981	RQ1406538-12	6/12/14 21:38	0.014	0.020	0.020	U
CCB6	396982	RQ1406539-10	6/12/14 21:38	0.014	0.020	0.020	U
CCB7	396982	RQ1406539-11	6/12/14 23:17	0.014	0.020	0.020	U
CCB8	396982	RQ1406539-12	6/13/14 00:37	0.014	0.020	0.020	U

06-12-14 IC#8 218.6LL Analyst: CWoods Pipets: Barney FERB

Injection Number	Injection Name	Type	Level	Processing Method	Inject Time	Dilution	Comment
1	STANDARD 1	Calibration Standard	01	8-061214LL	12/06/14 14:17	1.0	218.6 LL
2	STANDARD 2	Calibration Standard	02	8-061214LL	12/06/14 14:25	1.0	218.6 LL
3	STANDARD 3	Calibration Standard	03	8-061214LL	12/06/14 14:33	1.0	218.6 LL
4	STANDARD 4	Calibration Standard	04	8-061214LL	12/06/14 14:41	1.0	218.6 LL
5	STANDARD 5	Calibration Standard	05	8-061214LL	12/06/14 14:49	1.0	218.6 LL
6	STANDARD 6	Calibration Standard	06	8-061214LL	12/06/14 14:58	1.0	218.6 LL
7	STANDARD 7	Calibration Standard	07	8-061214LL	12/06/14 15:06	1.0	218.6 LL
8	ICV	Unknown		8-061214LL	12/06/14 15:21	1.0	218.6 LL
9	ICB	Unknown		8-061214LL	12/06/14 15:29	1.0	218.6 LL
10	LCS	Unknown		8-061214LL	12/06/14 15:38	1.0	218.6 LL
11	K1405188-001	Unknown		8-061214LL	12/06/14 17:04	1.0	218.6 LL
12	K1405188-002	Unknown		8-061214LL	12/06/14 17:11	1.0	218.6 LL
13	R1404396-001	Unknown		8-061214LL	12/06/14 17:19	2.0	218.6 LL
14	R1404396-001 MS	Unknown		8-061214LL	12/06/14 17:27	2.0	218.6 LL
15	R1404396-001 MSD	Unknown		8-061214LL	12/06/14 17:35	2.0	218.6 LL
16	R1404396-002	Unknown		8-061214LL	12/06/14 17:42	2.0	218.6 LL
17	R1404396-003	Unknown		8-061214LL	12/06/14 17:50	2.0	218.6 LL
18	R1404396-004	Unknown		8-061214LL	12/06/14 17:58	2.0	218.6 LL
19	R1404396-005	Unknown		8-061214LL	12/06/14 18:06	2.0	218.6 LL
20	CCV	Unknown		8-061214LL	12/06/14 18:15	1.0	218.6 LL
21	CCB	Unknown		8-061214LL	12/06/14 18:23	1.0	218.6 LL
22	R1404396-006	Unknown		8-061214LL	12/06/14 18:31	2.0	218.6 LL
23	R1404396-007	Unknown		8-061214LL	12/06/14 18:39	2.0	218.6 LL
24	R1404396-008	Unknown		8-061214LL	12/06/14 18:47	2.0	218.6 LL
25	R1404396-009	Unknown		8-061214LL	12/06/14 18:56	2.0	218.6 LL
26	R1404396-010	Unknown		8-061214LL	12/06/14 19:04	2.0	218.6 LL
27	R1404396-011	Unknown		8-061214LL	12/06/14 19:12	2.0	218.6 LL
28	R1404396-011 MS	Unknown		8-061214LL	12/06/14 19:20	2.0	218.6 LL
29	R1404396-011 MSD	Unknown		8-061214LL	12/06/14 19:28	2.0	218.6 LL
30	R1404396-012	Unknown		8-061214LL	12/06/14 19:35	2.0	218.6 LL
31	R1404396-013	Unknown		8-061214LL	12/06/14 19:43	2.0	218.6 LL
32	CCV	Unknown		8-061214LL	12/06/14 19:51	1.0	218.6 LL
33	CCB	Unknown		8-061214LL	12/06/14 20:00	1.0	218.6 LL
34	R1404396-014	Unknown		8-061214LL	12/06/14 20:09	2.0	218.6 LL
35	R1404396-015	Unknown		8-061214LL	12/06/14 20:17	2.0	218.6 LL

K5188
R4396
2 copies

Reviewed & Approved
By: CK
Date: 6/13/14

00067

36	R1404396-016	Unknown	8-061214LL	12/06/14 20:25	2.0	218.6 LL
37	R1404396-017	Unknown	8-061214LL	12/06/14 20:33	2.0	218.6 LL
38	R1404396-018	Unknown	8-061214LL	12/06/14 20:41	2.0	218.6 LL
39	LCS	Unknown	8-061214LL	12/06/14 20:49	1.0	218.6 LL
40	R1404396-019	Unknown	8-061214LL	12/06/14 20:58	2.0	218.6 LL
41	R1404396-020	Unknown	8-061214LL	12/06/14 21:06	2.0	218.6 LL
42	R1404396-021	Unknown	8-061214LL	12/06/14 21:14	2.0	218.6 LL
43	R1404396-021 MS	Unknown	8-061214LL	12/06/14 21:22	2.0	218.6 LL
44	CCV	Unknown	8-061214LL	12/06/14 21:30	1.0	218.6 LL
45	CCB	Unknown	8-061214LL	12/06/14 21:38	1.0	218.6 LL
46	R1404396-021 MSD	Unknown	8-061214LL	12/06/14 21:46	2.0	218.6 LL
47	R1404396-022	Unknown	8-061214LL	12/06/14 21:55	2.0	218.6 LL
48	R1404396-023	Unknown	8-061214LL	12/06/14 22:03	2.0	218.6 LL
49	R1404396-024	Unknown	8-061214LL	12/06/14 22:11	2.0	218.6 LL
50	R1404396-025	Unknown	8-061214LL	12/06/14 22:20	2.0	218.6 LL
51	R1404396-026	Unknown	8-061214LL	12/06/14 22:28	2.0	218.6 LL
52	R1404396-027	Unknown	8-061214LL	12/06/14 22:36	2.0	218.6 LL
53	R1404396-028	Unknown	8-061214LL	12/06/14 22:44	2.0	218.6 LL
54	R1404396-029	Unknown	8-061214LL	12/06/14 22:52	2.0	218.6 LL
55	R1404396-030	Unknown	8-061214LL	12/06/14 23:00	2.0	218.6 LL
56	CCV	Unknown	8-061214LL	12/06/14 23:08	1.0	218.6 LL
57	CCB	Unknown	8-061214LL	12/06/14 23:17	1.0	218.6 LL
58	R1404396-031	Unknown	8-061214LL	12/06/14 23:25	2.0	218.6 LL
59	R1404396-031 MS	Unknown	8-061214LL	12/06/14 23:34	2.0	218.6 LL
60	R1404396-031 MSD	Unknown	8-061214LL	12/06/14 23:42	2.0	218.6 LL
61	R1404396-032	Unknown	8-061214LL	12/06/14 23:49	2.0	218.6 LL
62	R1404396-033	Unknown	8-061214LL	12/06/14 23:57	2.0	218.6 LL
63	R1404396-034	Unknown	8-061214LL	13/06/14 00:05	2.0	218.6 LL
64	R1404396-035	Unknown	8-061214LL	13/06/14 00:13	2.0	218.6 LL
65	R1404396-036	Unknown	8-061214LL	13/06/14 00:21	2.0	218.6 LL
66	CCV	Unknown	8-061214LL	13/06/14 00:29	1.0	218.6 LL
67	CCB	Unknown	8-061214LL	13/06/14 00:37	1.0	218.6 LL

Columbia Analytical Services
Rochester, NY

Analyst: CWoods
Date: 6/12/14
pH Meter ID: pHat Albert
Adjustment Solutions: — **Lot:** —

Method 218.6-LL **Method 218.6-RL** **Method 7199** **Method 218.7**

Folder Number	Sample ID	Matrix (Water or DW)	Sample pH at analysis	Analysis Date
R140	4396-001	Water	9.59	6/12/2014
	4396-002	Water	9.45	6/12/2014
	4396-003	Water	9.43	6/12/2014
	4396-004	Water	9.59	6/12/2014
	4396-005	Water	9.62	6/12/2014
	4396-006	Water	9.64	6/12/2014
	4396-007	Water	9.66	6/12/2014
	4396-008	Water	9.45	6/12/2014
	4396-009	Water	9.67	6/12/2014
	4396-010	Water	9.66	6/12/2014
	4396-011	Water	9.63	6/12/2014
	4396-012	Water	9.66	6/12/2014
	4396-013	Water	9.65	6/12/2014
	4396-014	Water	9.62	6/12/2014
	4396-015	Water	9.65	6/12/2014
	4396-016	Water	9.53	6/12/2014
	4396-017	Water	9.67	6/12/2014
	4396-018	Water	9.63	6/12/2014
	4396-019	Water	9.63	6/12/2014
	4396-020	Water	9.61	6/12/2014

Sample pH must be between 9.3 and 9.7 for 218.6 Water.
Sample pH must be between 9.0 and 9.5 for 7199 and 218.6 Drinking Water.

I:\ACQUDATA\IC\IC STUFF\Cr6 pH Adjust Sheet

Columbia Analytical Services
Rochester, NY

Analyst: GWoods
Date: 6/12/14
pH Meter ID: pHat Albert
Adjustment Solutions: — **Lot:** —

Method 218.6-LL **Method 218.6-RL** **Method 7199** **Method 218.7**

Folder Number	Sample ID	Matrix (Water or DW)	Sample pH at analysis	Analysis Date
R140	4396-021	Water	9.63	6/12/2014
	4396-022	Water	9.46	6/12/2014
	4396-023	Water	9.59	6/12/2014
	4396-024	Water	9.59	6/12/2014
	4396-025	Water	9.63	6/12/2014
	4396-026	Water	9.67	6/12/2014
	4396-027	Water	9.61	6/12/2014
	4396-028	Water	9.64	6/12/2014
	4396-029	Water	9.64	6/12/2014
	4396-030	Water	9.63	6/12/2014
	4396-031	Water	9.61	6/12/2014
	4396-032	Water	9.61	6/12/2014
	4396-033	Water	9.68	6/12/2014
	4396-034	Water	9.67	6/12/2014
	4396-035	Water	9.68	6/12/2014
	4396-036	Water	9.64	6/12/2014
K140	5188-002	Water	9.35	6/12/14
	↓ -001	Water	9.35	6/12/14
		6/12/14		

Sample pH must be between 9.3 and 9.7 for 218.6 Water.
Sample pH must be between 9.0 and 9.5 for 7199 and 218.6 Drinking Water.

I:\ACQUDATA\IC\IC STUFF\Cr6 pH Adjust Sheet

Date/Time Received	Sample ID	Analysis	Matrix	Date/Time Sampled	Sample Filtered	Filter Lot ID	Chlorine Residual (mg/L) 218.7 only	pH at Receipt	pH Adjustment	Analyst/ Date/ Time pH Adjustment	Solution Used For PH Adjust	Solution Lot ID	
6/7/14 1050	HS1406028- 02 4313 -002	7199 ~~218.6 RL~~ 218.6 LL 218.7	~~Water~~ Drinking Water	6/4/14 0700	Yes No ~~Field~~	—	—	8.559	9.330	KL 6/7/14 1131	~~Buffer~~ 10%H2SO4 10%NH4OH NH4OH(conc)	LC126265E	~15mL
	4313 -003 -03	7199 ~~218.6 RL~~ 218.6 LL 218.7	~~Water~~ Drinking Water	6/4/14 1040	Yes No ~~Field~~	—	—	8.554	9.315	KL 6/7/14 1133	~~Buffer~~ 10%H2SO4 10%NH4OH NH4OH(conc)	LC126265E	~15mL
	4313 -004 -04	7199 ~~218.6 RL~~ 218.6 LL 218.7	~~Water~~ Drinking Water	6/5/14 0745	Yes No ~~Field~~	—	—	8.333	9.321	KL 6/7/14 1135	~~Buffer~~ 10%H2SO4 10%NH4OH NH4OH(conc)	LC126265E	~20mL
	4313 -005 -05	7199 ~~218.6 RL~~ 218.6 LL 218.7	~~Water~~ Drinking Water	6/5/14 0805	Yes No ~~Field~~	—	—	8.689	9.334	KL 6/7/14 1137	~~Buffer~~ 10%H2SO4 10%NH4OH NH4OH(conc)	LC126265E	~15mL
	4313 -006 -06	7199 ~~218.6 RL~~ 218.6 LL 218.7	~~Water~~ Drinking Water	6/5/14 0855	Yes No ~~Field~~	—	—	8.541	9.307	KL 6/7/14 1138	~~Buffer~~ 10%H2SO4 10%NH4OH NH4OH(conc)	LC126265E	~20mL
	4313 -007 -07	7199 ~~218.6 RL~~ 218.6 LL 218.7	~~Water~~ Drinking Water	6/5/14 0900	Yes No ~~Field~~	—	—	8.391	9.318	KL 6/7/14 1140	~~Buffer~~ 10%H2SO4 10%NH4OH NH4OH(conc)	LC126265E	~20mL
	4313 -008 -08	7199 ~~218.6 RL~~ 218.6 LL 218.7	~~Water~~ Drinking Water	6/5/14 0950	Yes No ~~Field~~	—	—	8.576	9.362	KL 6/7/14 1142	~~Buffer~~ 10%H2SO4 10%NH4OH NH4OH(conc)	LC126265E	~15mL
6/11/14 0805	4396-003 SW3K	7199 ~~218.6 RL~~ ~~218.6 LL~~ 218.7	~~Water~~ Drinking Water	6/10/14 1349	Yes No ~~Field~~	—	—	9.412	—	KL 6/11/14 0847	Buffer 10%H2SO4 10%NH4OH NH4OH(conc)		

	Drinking water 218.7	Drinking water 218.6	Non-Pot Water 218.6	Water 7199
Filter	No	Required	Required	Optional
pH	>8.0	9.0-9.5	9.3-9.7	unpreserved - adjust to 9.0-9.5
Res Chlorine	<0.1 mg/L	NA	NA	NA
Holding Time	14 days	5 days	28 days	24 hours

Date/Time Received	Sample ID	Analysis	Matrix	Date/Time Sampled	Sample Filtered	Filter Lot ID	Chlorine Residual (mg/L) 218.7 only	pH at Receipt	pH Adjustment	Analyst/ Date/ Time pH Adjustment	Solution Used For PH Adjust	Solution Lot ID
6/11/14 0805	4396-008 SW38D	7199 ~~218.6 RL~~ 218.6 LL 218.7	Water Drinking Water	6/10/14 1308	Yes No Field	—	—	9.455	—	6/11/14 0848	Buffer	
											10%H2SO4	
											10%NH4OH	
											NH4OH(conc)	
	4396-022 SW42B	7199 ~~218.6 RL~~ 218.6 LL 218.7	Water Drinking Water	6/10/14 1332	Yes No Field	—	—	9.442	—	6/11/14 0849	Buffer	
											10%H2SO4	
											10%NH4OH	
											NH4OH(conc)	
	4396-002 SW37B	7199 ~~218.6 RL~~ 218.6 LL 218.7	Water Drinking Water	6/10/14 1346	Yes No Field	—	—	9.463	—	6/11/14 0850	Buffer	
											10%H2SO4	
											10%NH4OH	
											NH4OH(conc)	
	4396-016 SW40D	7199 ~~218.6 RL~~ 218.6 LL 218.7	Water Drinking Water	6/10/14 1324	Yes No Field	—	—	9.557	—	6/11/14 0851	Buffer	
											10%H2SO4	
											10%NH4OH	
											NH4OH(conc)	
	4396-020 SW41D	7199 ~~218.6 RL~~ 218.6 LL 218.7	Water Drinking Water	6/10/14 1253	Yes No Field	—	—	9.581	—	6/11/14 0852	Buffer	
											10%H2SO4	
											10%NH4OH	
											NH4OH(conc)	
	4396-004 SW37D	7199 ~~218.6 RL~~ 218.6 LL 218.7	Water Drinking Water	6/10/14 1352	Yes No Field	—	—	9.586	—	6/11/14 0853	Buffer	
											10%H2SO4	
											10%NH4OH	
											NH4OH(conc)	
	4396-024 SW42D	7199 ~~218.6 RL~~ 218.6 LL 218.7	Water Drinking Water	6/10/14 1338	Yes No Field	—	—	9.577	—	6/11/14 0854	Buffer	
											10%H2SO4	
											10%NH4OH	
											NH4OH(conc)	
	4396-007 SW38C	7199 ~~218.6 RL~~ 218.6 LL 218.7	Water Drinking Water	6/10/14 1305	Yes No Field	—	—	9.668	—	6/11/14 0855	Buffer	
											10%H2SO4	
											10%NH4OH	
											NH4OH(conc)	

	Drinking water 218.7	Drinking water 218.6	Non-Pot Water 218.6	Water 7199
Filter	No	Required	Required	Optional
pH	>8.0	9.0-9.5	9.3-9.7	unpreserved - adjust to 9.0-9.5
Res Chlorine	<0.1 mg/L	NA	NA	NA
Holding Time	14 days	5 days	28 days	24 hours

Date/Time Received	Sample ID	Analysis	Matrix	Date/Time Sampled	Sample Filtered	Filter Lot ID	Chlorine Residual (mg/L) 218.7 only	pH at Receipt	pH Adjustment	Analyst/ Date/ Time pH Adjustment	Solution Used For PH Adjust	Solution Lot ID
6/11/14 0805	SW37A ~~SW39D~~ 4396-001	7199 ~~218.6 RL~~ 218.6 LL 218.7	Water Drinking Water	6/10/14 ~~1343~~ 1396	Yes No Field	—	—	9.629 ~~9.437~~	—	6/11/14 ~~0848~~ 0855	Buffer 10%H2SO4 10%NH4OH NH4OH(conc)	
	4396-013 SW40A	7199 ~~218.6 RL~~ 218.6 LL 218.7	Water Drinking Water	6/10/14 1312	Yes No Field	—	—	9.689	—	6/11/14 0856	Buffer 10%H2SO4 10%NH4OH NH4OH(conc)	
	4396-029 SW44A	7199 ~~218.6 RL~~ 218.6 LL 218.7	Water Drinking Water	6/10/14 1210	Yes No Field	—	—	9.642	—	6/11/14 0857	Buffer 10%H2SO4 10%NH4OH NH4OH(conc)	
	4396-005 SW38A	7199 ~~218.6 RL~~ 218.6 LL 218.7	Water Drinking Water	6/10/14 1259	Yes No Field	—	—	9.635	—	6/11/14 0858	Buffer 10%H2SO4 10%NH4OH NH4OH(conc)	
	4396-011 SW39C	7199 ~~218.6 RL~~ 218.6 LL 218.7	Water Drinking Water	6/10/14 1113	Yes No Field	—	—	9.627	—	6/11/14 ~~0855~~ 0905	Buffer 10%H2SO4 10%NH4OH NH4OH(conc)	
	4396-012 SW39D	7199 ~~218.6 RL~~ 218.6 LL 218.7	Water Drinking Water	6/10/14 1117	Yes No Field	—	—	9.677	—	CW 6/11/14 0910	Buffer 10%H2SO4 10%NH4OH NH4OH(conc)	
	4396-015 SW40C	~~7199~~ ~~218.6 RL~~ 218.6 LL 218.7	Water Drinking Water	6/10/14 1319	Yes No Field	—	—	9.666	—	CW 6/11/14 0913	Buffer 10%H2SO4 10%NH4OH NH4OH(conc)	
	SW45B 4396-034	7199 -218.6 RL- 218.6 LL 218.7	Water Drinking Water	6/10/14 1159	Yes No Field	—	—	9.666	—	CW 6/11/14 0915	Buffer 10%H2SO4 10%NH4OH NH4OH(conc)	

	Drinking water 218.7	Drinking water 218.6	Non-Pot Water 218.6	Water 7199
Filter	No	Required	Required	Optional
pH	>8.0	9.0-9.5	9.3-9.7	unpreserved - adjust to 9.0-9.5
Res Chlorine	<0.1 mg/L	NA	NA	NA
Holding Time	14 days	5 days	28 days	24 hours

Date/Time Received	Sample ID	Analysis	Matrix	Date/Time Sampled	Sample Filtered	Filter Lot ID	Chlorine Residual (mg/L) 218.7 only	pH at Receipt	pH Adjustment	Analyst/ Date/ Time pH Adjustment	Solution Used For PH Adjust	Solution Lot ID
6/11/14 0805	SW43C 4396-027	7199 218.6 RL 218.6 LL ~~218.7~~	Water Drinking Water	6/10/14 1236	Yes No Field	—	—	9.632	—	CW 6/11/14 0917	Buffer	
											10%H2SO4	
											10%NH4OH	
											NH4OH(conc)	
	SW39B 4396-010	7199 218.6 RL 218.6 LL 218.7	Water Drinking Water	6/10/14 1105	Yes No Field	—	—	9.675	—	6/11/14 0918	Buffer	
											10%H2SO4	
											10%NH4OH	
											NH4OH(conc)	
	4396-035 SW45C	7199 218.6 RL 218.6 LL 218.7	Water Drinking Water	6/10/14 1201	Yes No Field	—	—	9.672	—	6/11/14 0919	Buffer	
											10%H2SO4	
											10%NH4OH	
											NH4OH(conc)	
	4396-026 SW43B	7199 218.6 RL 218.6 LL 218.7	Water Drinking Water	6/10/14 1233	Yes No Field	—	—	9.670	—	6/11/14 0920	Buffer	
											10%H2SO4	
											10%NH4OH	
											NH4OH(conc)	
	4396-009 SW39A	7199 218.6 RL ~~218.6 LL~~ 218.7	~~Water~~ Drinking Water	6/10/14 1100	Yes No Field	—	—	9.666	—	6/11/14 0922	Buffer	
											10%H2SO4	
											10%NH4OH	
											NH4OH(conc)	
	4396-017 SW41A	7199 218.6 RL 218.6 LL 218.7	~~Water~~ Drinking Water	6/10/14 1244	Yes No Field	—	—	9.685	—	6/11/14 0923	Buffer	
											10%H2SO4	
											10%NH4OH	
											NH4OH(conc)	
	4396-025 SW43A	7199 218.6 RL ~~218.6 LL~~ 218.7	~~Water~~ Drinking Water	6/10/14 1229	Yes No Field	—	—	9.642	—	6/11/14 0924	Buffer	
											10%H2SO4	
											10%NH4OH	
											NH4OH(conc)	
	4396-031 SW44C	7199 218.6 RL 218.6 LL 218.7	Water Drinking Water	6/10/14 1220	Yes No Field	—	—	9.628	—	6/11/14 0925	Buffer	
											10%H2SO4	
											10%NH4OH	
											NH4OH(conc)	

	Drinking water 218.7	Drinking water 218.6	Non-Pot Water 218.6	Water 7199
Filter	No	Required	Required	Optional
pH	>8.0	9.0-9.5	9.3-9.7	unpreserved - adjust to 9.0-9.5
Res Chlorine	<0.1 mg/L	NA	NA	NA
Holding Time	14 days	5 days	28 days	24 hours

Date/Time Received	Sample ID	Analysis	Matrix	Date/Time Sampled	Sample Filtered	Filter Lot ID	Chlorine Residual (mg/L) 218.7 only	pH at Receipt	pH Adjustment	Analyst/ Date/ Time pH Adjustment	Solution Used For PH Adjust	Solution Lot ID
6/11/14 0805	SW40B 4396-014	7199 218.6 RL 218.6 LL 218.7	Water Drinking Water	6/10/14 1325	Yes No Field	—	—	9.638	—	6/11/14 0926	Buffer 10%H2SO4 10%NH4OH NH4OH(conc)	
	SW42A 4396-021	7199 218.6 RL 218.6 LL 218.7	Water Drinking Water	6/10/14 1328	Yes No Field	—	—	9.661	—	6/11/14 0927	Buffer 10%H2SO4 10%NH4OH NH4OH(conc)	
	SW45A 4396-033	7199 218.6 RL 218.6 LL 218.7	Water Drinking Water	6/10/14 1155	Yes No Field	—	—	9.679	—	6/11/14 0928	Buffer 10%H2SO4 10%NH4OH NH4OH(conc)	
	4396-030 SW44B	7199 218.6 RL 218.6 LL 218.7	Water Drinking Water	6/10/14 1215	Yes No Field	—	—	9.642	—	6/11/14 0928	Buffer 10%H2SO4 10%NH4OH NH4OH(conc)	
	4396-036 SW45D	7199 218.6 RL 218.6 LL 218.7	Water Drinking Water	6/10/14 1204	Yes No Field	—	—	9.642	—	6/11/14 0929	Buffer 10%H2SO4 10%NH4OH NH4OH(conc)	
	4396-028 SW43D	7199 218.6 RL 218.6 LL 218.7	Water Drinking Water	6/10/14 1239	Yes No Field	—	—	9.637	—	6/11/14 0929	Buffer 10%H2SO4 10%NH4OH NH4OH(conc)	
	4396-032 SW44D	7199 218.6 RL 218.6 LL 218.7	Water Drinking Water	6/10/14 1224	Yes No Field	—	—	9.632	—	6/11/14 0930	Buffer 10%H2SO4 10%NH4OH NH4OH(conc)	
	4396-006 SW38B	7199 218.6 RL 218.6 LL 218.7	Water Drinking Water	6/10/14 1301	Yes No Field	—	—	9.643	—	6/11/14 0930	Buffer 10%H2SO4 10%NH4OH NH4OH(conc)	

	Drinking water 218.7	Drinking water 218.6	Non-Pot Water 218.6	Water 7199
Filter	No	Required	Required	Optional
pH	>8.0	9.0-9.5	9.3-9.7	unpreserved - adjust to 9.0-9.5
Res Chlorine	<0.1 mg/L	NA	NA	NA
Holding Time	14 days	5 days	28 days	24 hours

Date/Time Received	Sample ID	Analysis	Matrix	Date/Time Sampled	Sample Filtered	Filter Lot ID	Chlorine Residual (mg/L) 218.7 only	pH at Receipt	pH Adjustment	Analyst/ Date/ Time pH Adjustment	Solution Used For PH Adjust	Solution Lot ID
6/11/14 0805	SW42C 4396-023	7199 218.6 RL (218.6 LL) 218.7	(Water) Drinking Water	6/10/14 1335	Yes No (Field)	—	—	9.599	—	(DH) 6/11/14 0931	Buffer	
											10%H2SO4	
											10%NH4OH	
											NH4OH(conc)	
	SW41C 4396-019	7199 218.6 RL (218.6 LL) 218.7	(Water) Drinking Water	6/10/14 1250	Yes No (Field)	—	—	9.644	—	(DH) 6/11/14 0931	Buffer	
											10%H2SO4	
											10%NH4OH	
											NH4OH(conc)	
	SW413 4396-018	7199 218.6 RL (218.6 LL) 218.7	(Water) Drinking Water	6/10/14 1248	Yes No (Field)	—	—	9.627	—	(DH) 6/11/14 0932	Buffer	
											10%H2SO4	
											10%NH4OH	
											NH4OH(conc)	
6/12/14	R144452-001	7199 ~~218.6 RL~~ (218.6 LL) 218.7	Water Drinking Water	6/11/14 0900	Yes (No) Field	—	—	8.45	9.36	DH 6/12/14 2117	Buffer	WC12626SE
											10%H2SO4	
											10%NH4OH	
											NH4OH(conc)	
	44468-001	7199 ~~218.6 RL~~ 218.6 LL 218.7	Water Drinking Water	6/5/14 1600	Yes (No) Field	—	—	7.40	9.30	DH 6/12/14 2119	Buffer	WC12628SE
											10%H2SO4	
											10%NH4OH	
											NH4OH(conc)	
		7199 218.6 RL 218.6 LL 218.7	Water Drinking Water		Yes No Field						Buffer	
											10%H2SO4	
											10%NH4OH	
											NH4OH(conc)	
		7199 218.6 RL 218.6 LL 218.7	Water Drinking Water		Yes No Field						Buffer	
											10%H2SO4	
											10%NH4OH	
											NH4OH(conc)	
		7199 218.6 RL 218.6 LL 218.7	Water Drinking Water		Yes No Field						Buffer	
											10%H2SO4	
											10%NH4OH	
											NH4OH(conc)	

	Drinking water 218.7	Drinking water 218.6	Non-Pot Water 218.6	Water 7199
Filter	No	Required	Required	Optional
pH	>8.0	9.0-9.5	9.3-9.7	unpreserved - adjust to 9.0-9.5
Res Chlorine	<0.1 mg/L	NA	NA	NA
Holding Time	14 days	5 days	28 days	24 hours

APPENDIX C—CHEMICAL RESULTS DATA TABLE

Table C-1
Chemical Results for Surface Water Samples-June 2014
Frog Mortar Creek
Lockheed Martin, Martin State Airport, Middle River, Maryland

LOCATION	EL-SW01A	EL-SW01B	EL-SW01C	EL-SW01D	MSA-SW-37A	MSA-SW-37B
SAMPLE ID	EL-SW01A-061014	EL-SW01B-061014	EL-SW01C-061014	EL-SW01D-061014	MSA-SW37A-061014	MSA-SW37B-061014
SAMPLE DATE	20140610	20140610	20140610	20140610	20140610	20140610
SAMPLE CODE	NORMAL	NORMAL	NORMAL	NORMAL	NORMAL	NORMAL
VOLATILES (UG/L)						
1,1,1,2-TETRACHLOROETHANE	0.23 U	0.23 U	0.23 U	0.23 U	0.23 U	0.23 U
1,1,1-TRICHLOROETHANE	0.22 U	0.22 U	0.22 U	0.22 U	0.22 U	0.22 U
1,1,2,2-TETRACHLOROETHANE	0.18 U	0.18 U	0.18 U	0.18 U	0.18 U	0.18 U
1,1,2-TRICHLOROTRIFLUOROETHANE	0.28 UJ	0.28 UJ	0.28 UJ	0.28 UJ	0.28 UJ	0.28 UJ
1,1-DICHLOROETHANE	0.15 U	0.15 U	0.15 U	0.15 U	0.15 U	0.15 U
1,1-DICHLOROETHENE	0.19 U	0.19 U	0.19 U	0.19 U	0.19 U	0.19 U
1,1-DICHLOROPROPENE	0.13 U	0.13 U	0.13 U	0.13 U	0.13 U	0.13 U
1,2,3-TRICHLOROBENZENE	0.17 U	0.17 U	0.17 U	0.17 U	0.17 U	0.17 U
1,2,3-TRICHLOROPROPANE	0.43 U	0.43 U	0.43 U	0.43 U	0.43 U	0.43 U
1,2,3-TRIMETHYLBENZENE	0.0059 U	0.0059 U	0.0059 U	0.0059 U	0.0059 U	0.0059 U
1,2,4-TRICHLOROBENZENE	0.15 U	0.15 U	0.15 U	0.15 U	0.15 U	0.15 U
1,2,4-TRIMETHYLBENZENE	0.12 U	0.12 U	0.12 U	0.12 U	0.12 U	0.12 U
1,2-DIBROMO-3-CHLOROPROPANE	0.67 U	0.67 U	0.67 U	0.67 U	0.67 U	0.67 U
1,2-DIBROMOETHANE	0.24 U	0.24 U	0.24 U	0.24 U	0.24 U	0.24 U
1,2-DICHLOROBENZENE	0.13 U	0.13 U	0.13 U	0.13 U	0.13 U	0.13 U
1,2-DICHLOROETHANE	0.22 U	0.22 U	0.22 U	0.22 U	0.22 U	0.22 U
1,2-DICHLOROPROPANE	0.18 U	0.18 U	0.18 U	0.18 U	0.18 U	0.18 U
1,3-DICHLOROBENZENE	0.14 U	0.14 U	0.14 U	0.14 U	0.14 U	0.14 U
1,3-DICHLOROPROPANE	0.16 U	0.16 U	0.16 U	0.16 U	0.16 U	0.16 U
1,4-DICHLOROBENZENE	0.13 U	0.13 U	0.13 U	0.13 U	0.13 U	0.13 U
2,2-DICHLOROPROPANE	0.13 UJ	0.13 UJ	0.13 UJ	0.13 UJ	0.13 UJ	0.13 UJ
2-BUTANONE	0.57 UJ	0.57 UJ	0.57 UJ	0.57 UJ	0.57 U	0.57 U
2-CHLOROETHYL VINYL ETHER	0.99 U	0.99 U	0.99 U	0.99 U	0.99 U	0.99 U
2-CHLOROTOLUENE	0.11 U	0.11 U	0.11 U	0.11 U	0.11 U	0.11 U
2-HEXANONE	0.41 U	0.41 U	0.41 U	0.41 U	0.41 U	0.41 U
4-CHLOROTOLUENE	0.18 U	0.18 U	0.18 U	0.18 U	0.18 U	0.18 U
4-ISOPROPYLTOLUENE	0.12 U	0.12 U	0.12 U	0.12 U	0.12 U	0.12 U
4-METHYL-2-PENTANONE	0.32 UJ	0.32 UJ	0.32 UJ	0.32 UJ	0.32 U	0.32 U
ACETONE	5 U	2.7 U	1.5 U	1.2 U	2.1 U	1.1 U
BENZENE	0.13 U	0.13 U	0.13 U	0.13 U	0.13 U	0.13 U
BROMOBENZENE	0.13 U	0.13 U	0.13 U	0.13 U	0.13 U	0.13 U
BROMOCHLOROMETHANE	0.29 UJ	0.29 UJ	0.29 UJ	0.29 UJ	0.29 U	0.29 U
BROMODICHLOROMETHANE	0.15 U	0.15 U	0.15 U	0.15 U	0.15 U	0.15 U
BROMOFORM	0.64 U	0.64 U	0.64 U	0.64 U	0.64 U	0.64 U
BROMOMETHANE	0.41 U	0.41 U	0.41 U	0.41 U	0.41 U	0.41 U
CARBON DISULFIDE	0.13 U	0.2 U	0.2 U	0.13 U	0.13 U	0.13 U
CARBON TETRACHLORIDE	0.13 U	0.13 U	0.13 U	0.13 U	0.13 U	0.13 U
CHLOROBENZENE	0.15 U	0.15 U	0.15 U	0.15 U	0.15 U	0.15 U

Table C-1
Chemical Results for Surface Water Samples-June 2014
Frog Mortar Creek
Lockheed Martin, Martin State Airport, Middle River, Maryland

LOCATION	EL-SW01A	EL-SW01B	EL-SW01C	EL-SW01D	MSA-SW-37A	MSA-SW-37B
SAMPLE ID	EL-SW01A-061014	EL-SW01B-061014	EL-SW01C-061014	EL-SW01D-061014	MSA-SW37A-061014	MSA-SW37B-061014
SAMPLE DATE	20140610	20140610	20140610	20140610	20140610	20140610
SAMPLE CODE	NORMAL	NORMAL	NORMAL	NORMAL	NORMAL	NORMAL
CHLORODIBROMOMETHANE	0.18 U	0.18 U	0.18 U	0.18 U	0.18 U	0.18 U
CHLOROETHANE	0.29 U	0.29 U	0.29 U	0.29 U	0.29 U	0.29 U
CHLOROFORM	0.16 U	0.16 U	0.16 U	0.16 U	0.16 U	0.16 U
CHLOROMETHANE	0.3 U	0.3 U	0.3 U	0.3 U	0.3 U	0.3 U
CIS-1,2-DICHLOROETHENE	0.17 U	0.17 U	0.17 U	0.17 U	0.17 U	0.4 J
CIS-1,3-DICHLOROPROPENE	0.14 U	0.14 U	0.14 U	0.14 U	0.14 U	0.14 U
DIBROMOMETHANE	0.28 U	0.28 U	0.28 U	0.28 U	0.28 U	0.28 U
DICHLORODIFLUOROMETHANE	0.31 UJ	0.31 UJ	0.31 UJ	0.31 UJ	0.31 UJ	0.31 UJ
DIISOPROPYL ETHER	1.5 U	1.5 U	1.5 U	1.5 U	1.5 U	1.5 U
ETHYL TERT-BUTYL ETHER	0.11 U	0.11 U	0.11 U	0.11 U	0.11 U	0.11 U
ETHYLBENZENE	0.17 U	0.17 U	0.17 U	0.17 U	0.17 U	0.17 U
HEXACHLOROBUTADIENE	0.3 U	0.3 U	0.3 U	0.3 U	0.3 U	0.3 U
ISOPROPYLBENZENE	0.13 U	0.13 U	0.13 U	0.13 U	0.13 U	0.13 U
M+P-XYLENES	0.24 U	0.24 U	0.24 U	0.24 U	0.24 U	0.24 U
METHYL TERT-BUTYL ETHER	0.17 U	0.17 U	0.17 U	0.17 U	0.17 U	0.17 U
METHYLENE CHLORIDE	0.33 U	0.33 U	0.33 U	0.33 U	0.33 U	0.33 U
NAPHTHALENE	0.24 U	0.24 U	0.24 U	0.24 U	0.24 UJ	0.24 UJ
N-BUTYLBENZENE	0.12 U	0.12 U	0.12 U	0.12 U	0.12 U	0.12 U
N-PROPYLBENZENE	0.14 U	0.14 U	0.14 U	0.14 U	0.14 U	0.14 U
O-XYLENE	0.14 U	0.14 U	0.14 U	0.14 U	0.14 U	0.14 U
SEC-BUTYLBENZENE	0.13 U	0.13 U	0.13 U	0.13 U	0.13 U	0.13 U
STYRENE	0.11 U	0.11 U	0.11 U	0.11 U	0.11 U	0.11 U
TERT-AMYL METHYL ETHER	0.067 U	0.067 U	0.067 U	0.067 U	0.067 U	0.067 U
TERT-BUTYLBENZENE	0.13 U	0.13 U	0.13 U	0.13 U	0.13 U	0.13 U
TERTIARY-BUTYL ALCOHOL	3.9 U	3.9 U	3.9 U	3.9 U	3.9 UJ	3.9 UJ
TETRACHLOROETHENE	0.29 U	0.29 U	0.29 U	0.29 U	0.29 U	0.29 U
TOLUENE	0.13 U	0.13 U	0.13 U	0.13 U	0.13 U	0.13 U
TOTAL XYLENES	0.14 U	0.14 U	0.14 U	0.14 U	0.14 U	0.14 U
TRANS-1,2-DICHLOROETHENE	0.19 U	0.19 U	0.19 U	0.19 U	0.19 U	0.19 U
TRANS-1,3-DICHLOROPROPENE	0.19 U	0.19 U	0.19 U	0.19 U	0.19 U	0.19 U
TRICHLOROETHENE	0.28 J	0.3 J	0.33 J	0.27 J	0.72 J	0.62 J
TRICHLOROFLUOROMETHANE	0.21 UJ	0.21 UJ	0.21 UJ	0.21 UJ	0.21 UJ	0.21 UJ
VINYL ACETATE	0.19 U	0.19 U	0.19 U	0.19 U	0.19 U	0.19 U
VINYL CHLORIDE	0.22 U	0.22 U	0.22 U	0.22 U	0.22 U	0.22 U
DISSOLVED METALS (UG/L)						
ANTIMONY	NA	NA	NA	NA	0.34 J	0.38 J
ARSENIC	NA	NA	NA	NA	1.2 J	1.2 J
BARIUM	NA	NA	NA	NA	11	11
BERYLLIUM	NA	NA	NA	NA	0.22 U	0.47 U

Table C-1
Chemical Results for Surface Water Samples-June 2014
Frog Mortar Creek
Lockheed Martin, Martin State Airport, Middle River, Maryland

LOCATION	EL-SW01A	EL-SW01B	EL-SW01C	EL-SW01D	MSA-SW-37A	MSA-SW-37B
SAMPLE ID	EL-SW01A-061014	EL-SW01B-061014	EL-SW01C-061014	EL-SW01D-061014	MSA-SW37A-061014	MSA-SW37B-061014
SAMPLE DATE	20140610	20140610	20140610	20140610	20140610	20140610
SAMPLE CODE	NORMAL	NORMAL	NORMAL	NORMAL	NORMAL	NORMAL
CADMIUM	NA	NA	NA	NA	0.24 J	0.26 J
CHROMIUM	NA	NA	NA	NA	0.5 J	0.32 J
COBALT	NA	NA	NA	NA	0.19 J	0.15 J
COPPER	NA	NA	NA	NA	5.3	5.9
LEAD	NA	NA	NA	NA	0.2 J	0.25 J
MERCURY	NA	NA	NA	NA	0.12 U	0.12 U
MOLYBDENUM	NA	NA	NA	NA	1.3 J	1.2 J
NICKEL	NA	NA	NA	NA	1.1 J	0.84 J
SELENIUM	NA	NA	NA	NA	0.6 U	0.88 U
SILVER	NA	NA	NA	NA	0.011 J	0.009 J
THALLIUM	NA	NA	NA	NA	0.4 U	0.4 U
TUNGSTEN	NA	NA	NA	NA	0.29 U	0.35 U
VANADIUM	NA	NA	NA	NA	0.33 J	0.62 J
ZINC	NA	NA	NA	NA	3.9 J	4.7 J
MISCELLANEOUS PARAMETERS (MG/L)						
CALCIUM HARDNESS AS CACO3	NA	NA	NA	NA	56	53
HARDNESS AS CACO3	NA	NA	NA	NA	170	160
MAGNESIUM HARDNESS AS CACO3	NA	NA	NA	NA	120	110
MISCELLANEOUS PARAMETERS (UG/L)						
HEXAVALENT CHROMIUM	NA	NA	NA	NA	0.075 J	0.06 J

Table C-1
Chemical Results for Surface Water Samples-June 2014
Frog Mortar Creek
Lockheed Martin, Martin State Airport, Middle River, Maryland

LOCATION	MSA-SW-37C	MSA-SW-37D	MSA-SW-38A	MSA-SW-38B	MSA-SW-38C	MSA-SW-38D
SAMPLE ID	MSA-SW37C-061014	MSA-SW37D-061014	MSA-SW38A-061014	MSA-SW38B-061014	MSA-SW38C-061014	MSA-SW38D-061014
SAMPLE DATE	20140610	20140610	20140610	20140610	20140610	20140610
SAMPLE CODE	NORMAL	NORMAL	NORMAL	NORMAL	NORMAL	NORMAL
VOLATILES (UG/L)						
1,1,1,2-TETRACHLOROETHANE	0.23 U	0.23 U	0.23 U	0.23 U	0.23 U	0.23 U
1,1,1-TRICHLOROETHANE	0.22 U	0.22 U	0.22 U	0.22 U	0.22 U	0.22 U
1,1,2,2-TETRACHLOROETHANE	0.18 U	0.18 U	0.18 U	0.18 U	0.18 U	0.18 U
1,1,2-TRICHLOROTRIFLUOROETHANE	0.28 UJ	0.28 UJ	0.28 UJ	0.28 UJ	0.28 UJ	0.28 UJ
1,1-DICHLOROETHANE	0.15 U	0.15 U	0.15 U	0.15 U	0.15 U	0.15 U
1,1-DICHLOROETHENE	0.19 U	0.19 U	0.6 J	0.19 U	0.19 U	0.19 U
1,1-DICHLOROPROPENE	0.13 U	0.13 U	0.13 U	0.13 U	0.13 U	0.13 U
1,2,3-TRICHLOROBENZENE	0.17 U	0.17 U	0.17 U	0.17 U	0.17 U	0.17 U
1,2,3-TRICHLOROPROPANE	0.43 U	0.43 U	0.43 U	0.43 U	0.43 U	0.43 U
1,2,3-TRIMETHYLBENZENE	0.0059 U	0.0059 U	0.0059 U	0.0059 U	0.0059 U	0.0059 U
1,2,4-TRICHLOROBENZENE	0.15 U	0.15 U	0.15 U	0.15 U	0.15 U	0.15 U
1,2,4-TRIMETHYLBENZENE	0.12 U	0.12 U	0.12 U	0.12 U	0.12 U	0.12 U
1,2-DIBROMO-3-CHLOROPROPANE	0.67 U	0.67 U	0.67 U	0.67 U	0.67 U	0.67 U
1,2-DIBROMOETHANE	0.24 U	0.24 U	0.24 U	0.24 U	0.24 U	0.24 U
1,2-DICHLOROBENZENE	0.13 U	0.13 U	0.24 J	0.13 U	0.13 U	0.13 U
1,2-DICHLOROETHANE	0.22 U	0.22 U	0.22 U	0.22 U	0.22 U	0.22 U
1,2-DICHLOROPROPANE	0.18 U	0.18 U	0.18 U	0.18 U	0.18 U	0.18 U
1,3-DICHLOROBENZENE	0.14 U	0.14 U	0.66 J	0.14 U	0.14 U	0.14 U
1,3-DICHLOROPROPANE	0.16 U	0.16 U	0.16 U	0.16 U	0.16 U	0.16 U
1,4-DICHLOROBENZENE	0.13 U	0.13 U	4	0.13 U	0.13 U	0.13 U
2,2-DICHLOROPROPANE	0.13 UJ	0.13 UJ	0.13 UJ	0.13 UJ	0.13 UJ	0.13 UJ
2-BUTANONE	0.57 U	0.57 U	0.57 U	0.57 U	0.57 U	0.57 U
2-CHLOROETHYL VINYL ETHER	0.99 U	0.99 U	0.99 U	0.99 U	0.99 U	0.99 U
2-CHLOROTOLUENE	0.11 U	0.11 U	0.11 U	0.11 U	0.11 U	0.11 U
2-HEXANONE	0.41 U	0.41 U	0.41 U	0.41 U	0.41 U	0.41 U
4-CHLOROTOLUENE	0.18 U	0.18 U	0.18 U	0.18 U	0.18 U	0.18 U
4-ISOPROPYLTOLUENE	0.12 U	0.12 U	0.12 U	0.12 U	0.12 U	0.12 U
4-METHYL-2-PENTANONE	0.32 U	0.32 U	0.32 U	0.32 U	0.32 U	0.32 U
ACETONE	1.4 U	2.1 U	2.2 U	2.2 U	1.1 U	1.6 U
BENZENE	0.13 U	0.13 U	0.13 U	0.13 U	0.13 U	0.13 U
BROMOBENZENE	0.13 U	0.13 U	0.13 U	0.13 U	0.13 U	0.13 U
BROMOCHLOROMETHANE	0.29 U	0.29 U	0.29 U	0.29 U	0.29 U	0.29 U
BROMODICHLOROMETHANE	0.15 U	0.15 U	0.15 U	0.15 U	0.15 U	0.15 U
BROMOFORM	0.64 U	0.64 U	0.64 U	0.64 U	0.64 U	0.64 U
BROMOMETHANE	0.41 U	0.41 U	0.41 U	0.41 U	0.41 U	0.41 U
CARBON DISULFIDE	0.13 U	0.13 U	0.13 U	0.13 U	0.13 U	0.13 U
CARBON TETRACHLORIDE	0.13 U	0.13 U	0.13 U	0.13 U	0.13 U	0.13 U
CHLOROBENZENE	0.15 U	0.15 U	0.18 J	0.15 U	0.15 U	0.15 U

Table C-1
Chemical Results for Surface Water Samples-June 2014
Frog Mortar Creek
Lockheed Martin, Martin State Airport, Middle River, Maryland

LOCATION	MSA-SW-37C	MSA-SW-37D	MSA-SW-38A	MSA-SW-38B	MSA-SW-38C	MSA-SW-38D
SAMPLE ID	MSA-SW37C-061014	MSA-SW37D-061014	MSA-SW38A-061014	MSA-SW38B-061014	MSA-SW38C-061014	MSA-SW38D-061014
SAMPLE DATE	20140610	20140610	20140610	20140610	20140610	20140610
SAMPLE CODE	NORMAL	NORMAL	NORMAL	NORMAL	NORMAL	NORMAL
CHLORODIBROMOMETHANE	0.18 U	0.18 U	0.18 U	0.18 U	0.18 U	0.18 U
CHLOROETHANE	0.29 U	0.29 U	0.29 U	0.29 U	0.29 U	0.29 U
CHLOROFORM	0.16 U	0.16 U	0.16 U	0.16 U	0.16 U	0.16 U
CHLOROMETHANE	0.3 U	0.3 U	0.3 U	0.3 U	0.3 U	0.3 U
CIS-1,2-DICHLOROETHENE	0.38 J	0.17 U	41	0.51 J	0.72 J	0.49 J
CIS-1,3-DICHLOROPROPENE	0.14 U	0.14 U	0.14 U	0.14 U	0.14 U	0.14 U
DIBROMOMETHANE	0.28 U	0.28 U	0.28 U	0.28 U	0.28 U	0.28 U
DICHLORODIFLUOROMETHANE	0.31 UJ	0.31 UJ	0.31 UJ	0.31 UJ	0.31 UJ	0.31 UJ
DIISOPROPYL ETHER	1.5 U	1.5 U	1.5 U	1.5 U	1.5 U	1.5 U
ETHYL TERT-BUTYL ETHER	0.11 U	0.11 U	0.11 U	0.11 U	0.11 U	0.11 U
ETHYLBENZENE	0.17 U	0.17 U	0.17 U	0.17 U	0.17 U	0.17 U
HEXACHLOROBUTADIENE	0.3 U	0.3 U	0.3 U	0.3 U	0.3 U	0.3 U
ISOPROPYLBENZENE	0.13 U	0.13 U	0.13 U	0.13 U	0.13 U	0.13 U
M+P-XYLENES	0.24 U	0.24 U	0.24 U	0.24 U	0.24 U	0.24 U
METHYL TERT-BUTYL ETHER	0.17 U	0.17 U	0.17 U	0.17 U	0.17 U	0.17 U
METHYLENE CHLORIDE	0.33 U	0.33 U	0.33 U	0.33 U	0.33 U	0.33 U
NAPHTHALENE	0.24 UJ	0.24 UJ	0.24 UJ	0.24 UJ	0.24 UJ	0.24 UJ
N-BUTYLBENZENE	0.12 U	0.12 U	0.12 U	0.12 U	0.12 U	0.12 U
N-PROPYLBENZENE	0.14 U	0.14 U	0.14 U	0.14 U	0.14 U	0.14 U
O-XYLENE	0.14 U	0.14 U	0.14 U	0.14 U	0.14 U	0.14 U
SEC-BUTYLBENZENE	0.13 U	0.13 U	0.13 U	0.13 U	0.13 U	0.13 U
STYRENE	0.11 U	0.11 U	0.11 U	0.11 U	0.11 U	0.11 U
TERT-AMYL METHYL ETHER	0.067 U	0.067 U	0.067 U	0.067 U	0.067 U	0.067 U
TERT-BUTYLBENZENE	0.13 U	0.13 U	0.13 U	0.13 U	0.13 U	0.13 U
TERTIARY-BUTYL ALCOHOL	3.9 UJ	3.9 UJ	3.9 UJ	3.9 UJ	3.9 UJ	3.9 UJ
TETRACHLOROETHENE	0.29 U	0.29 U	0.29 U	0.29 U	0.29 U	0.29 U
TOLUENE	0.13 U	0.13 U	0.13 U	0.13 U	0.13 U	0.13 U
TOTAL XYLENES	0.14 U	0.14 U	0.14 U	0.14 U	0.14 U	0.14 U
TRANS-1,2-DICHLOROETHENE	0.19 U	0.19 U	0.19 U	0.19 U	0.19 U	0.19 U
TRANS-1,3-DICHLOROPROPENE	0.19 U	0.19 U	0.19 U	0.19 U	0.19 U	0.19 U
TRICHLOROETHENE	0.65 J	0.6 J	6.3	1.2	2.1	0.74 J
TRICHLOROFLUOROMETHANE	0.21 UJ	0.21 UJ	0.21 UJ	0.21 UJ	0.21 UJ	0.21 UJ
VINYL ACETATE	0.19 U	0.19 U	0.19 U	0.19 U	0.19 U	0.19 U
VINYL CHLORIDE	0.22 U	0.22 U	20	0.22 U	0.22 U	0.22 U
DISSOLVED METALS (UG/L)						
ANTIMONY	0.32 J	0.37 J	0.33 J	0.3 J	0.33 J	0.29 J
ARSENIC	1.1 J	1.2 J	1.1 J	1.2 J	1.3 J	1.2 J
BARIUM	11	11	11	11	11	11
BERYLLIUM	0.31 U	0.21 U	0.14 U	0.13 U	0.12 U	0.11 U

Table C-1
Chemical Results for Surface Water Samples-June 2014
Frog Mortar Creek
Lockheed Martin, Martin State Airport, Middle River, Maryland

LOCATION	MSA-SW-37C	MSA-SW-37D	MSA-SW-38A	MSA-SW-38B	MSA-SW-38C	MSA-SW-38D
SAMPLE ID	MSA-SW37C-061014	MSA-SW37D-061014	MSA-SW38A-061014	MSA-SW38B-061014	MSA-SW38C-061014	MSA-SW38D-061014
SAMPLE DATE	20140610	20140610	20140610	20140610	20140610	20140610
SAMPLE CODE	NORMAL	NORMAL	NORMAL	NORMAL	NORMAL	NORMAL
CADMIUM	0.21 J	0.2 J	0.39 J	0.13 J	0.13 J	0.12 J
CHROMIUM	0.32 J	0.28 J	0.35 J	0.31 J	0.32 J	0.27 J
COBALT	0.085 J	0.078 J	0.57 J	0.058 J	0.069 J	0.059 J
COPPER	6	5.9	5.8	6.3	6.4	6.3
LEAD	0.16 J	0.14 J	0.14 J	0.14 U	0.14 U	0.14 U
MERCURY	0.12 U	0.12 U	0.12 U	0.12 U	0.12 U	0.12 U
MOLYBDENUM	1.3 J	1.3 J	1.2 J	1.3 J	1.3 J	1.3 J
NICKEL	1 J	0.85 J	0.95 J	0.8 J	0.84 J	0.81 J
SELENIUM	0.64 U	0.66 U	0.63 U	0.53 U	0.7 U	0.75 U
SILVER	0.0083 U	0.0083 U	0.009 J	0.0083 U	0.0083 U	0.0083 U
THALLIUM	0.4 U	0.4 U	0.4 U	0.4 U	0.4 U	0.4 U
TUNGSTEN	0.31 U	0.29 U	0.28 U	0.31 U	0.29 U	0.3 U
VANADIUM	0.43 J	0.38 J	0.35 J	0.33 J	0.23 J	0.18 J
ZINC	5.2 J	4.8 J	5.2 J	5 J	5.2 J	4.4 J
MISCELLANEOUS PARAMETERS (MG/L)						
CALCIUM HARDNESS AS CACO3	54	56	59	55	57	56
HARDNESS AS CACO3	170	170	180	170	180	170
MAGNESIUM HARDNESS AS CACO3	110	120	120	110	120	120
MISCELLANEOUS PARAMETERS (UG/L)						
HEXAVALENT CHROMIUM	0.05 J	0.071 J	0.032 J	0.068 J	0.075 J	0.072 J

Table C-1
Chemical Results for Surface Water Samples-June 2014
Frog Mortar Creek
Lockheed Martin, Martin State Airport, Middle River, Maryland

LOCATION	MSA-SW-39A	MSA-SW-39B	MSA-SW-39C	MSA-SW-39D	MSA-SW-40A	MSA-SW-40B
SAMPLE ID	MSA-SW39A-061014	MSA-SW39B-061014	MSA-SW39C-061014	MSA-SW39D-061014	MSA-SW40A-061014	MSA-SW40B-061014
SAMPLE DATE	20140610	20140610	20140610	20140610	20140610	20140610
SAMPLE CODE	NORMAL	NORMAL	NORMAL	NORMAL	NORMAL	NORMAL
VOLATILES (UG/L)						
1,1,1,2-TETRACHLOROETHANE	0.23 U	0.23 U	0.23 U	0.23 U	0.23 U	0.23 U
1,1,1-TRICHLOROETHANE	0.22 U	0.22 U	0.22 U	0.22 U	0.22 U	0.22 U
1,1,2,2-TETRACHLOROETHANE	0.18 U	0.18 U	0.18 U	0.18 U	0.18 U	0.18 U
1,1,2-TRICHLOROTRIFLUOROETHANE	0.28 UJ	0.28 UJ	0.28 UJ	0.28 UJ	0.28 UJ	0.28 UJ
1,1-DICHLOROETHANE	0.15 U	0.15 U	0.15 U	0.15 U	0.15 U	0.15 U
1,1-DICHLOROETHENE	0.19 U	0.19 U	0.19 U	0.19 U	0.19 U	0.19 U
1,1-DICHLOROPROPENE	0.13 U	0.13 U	0.13 U	0.13 U	0.13 U	0.13 U
1,2,3-TRICHLOROBENZENE	0.17 U	0.17 U	0.17 U	0.17 U	0.17 U	0.17 U
1,2,3-TRICHLOROPROPANE	0.43 U	0.43 U	0.43 U	0.43 U	0.43 U	0.43 U
1,2,3-TRIMETHYLBENZENE	0.0059 U	0.0059 U	0.0059 U	0.0059 U	0.0059 U	0.0059 U
1,2,4-TRICHLOROBENZENE	0.15 U	0.15 U	0.15 U	0.15 U	0.15 U	0.15 U
1,2,4-TRIMETHYLBENZENE	0.12 U	0.12 U	0.12 U	0.12 U	0.12 U	0.12 U
1,2-DIBROMO-3-CHLOROPROPANE	0.67 U	0.67 U	0.67 U	0.67 U	0.67 U	0.67 U
1,2-DIBROMOETHANE	0.24 U	0.24 U	0.24 U	0.24 U	0.24 U	0.24 U
1,2-DICHLOROBENZENE	0.13 U	0.13 U	0.13 U	0.13 U	0.13 U	0.13 U
1,2-DICHLOROETHANE	0.22 U	0.22 U	0.22 U	0.22 U	0.22 U	0.22 U
1,2-DICHLOROPROPANE	0.18 U	0.18 U	0.18 U	0.18 U	0.18 U	0.18 U
1,3-DICHLOROBENZENE	0.14 U	0.14 U	0.14 U	0.14 U	0.14 U	0.14 U
1,3-DICHLOROPROPANE	0.16 U	0.16 U	0.16 U	0.16 U	0.16 U	0.16 U
1,4-DICHLOROBENZENE	0.13 U	0.13 U	0.13 U	0.13 U	0.13 U	0.13 U
2,2-DICHLOROPROPANE	0.13 UJ	0.13 UJ	0.13 UJ	0.13 UJ	0.13 UJ	0.13 UJ
2-BUTANONE	0.57 U	0.57 U	0.57 U	0.57 U	0.57 U	0.57 U
2-CHLOROETHYL VINYL ETHER	0.99 U	0.99 U	0.99 U	0.99 U	0.99 U	0.99 U
2-CHLOROTOLUENE	0.11 U	0.11 U	0.11 U	0.11 U	0.11 U	0.11 U
2-HEXANONE	0.41 U	0.41 U	0.41 U	0.41 U	0.41 U	0.41 U
4-CHLOROTOLUENE	0.18 U	0.18 U	0.18 U	0.18 U	0.18 U	0.18 U
4-ISOPROPYLTOLUENE	0.12 U	0.12 U	0.12 U	0.12 U	0.12 U	0.12 U
4-METHYL-2-PENTANONE	0.32 U	0.32 U	0.32 U	0.32 U	0.32 U	0.32 U
ACETONE	3.3 U	1.1 U	1.2 U	2.2 U	1.9 U	1.1 U
BENZENE	0.13 U	0.13 U	0.13 U	0.13 U	0.13 U	0.13 U
BROMOBENZENE	0.13 U	0.13 U	0.13 U	0.13 U	0.13 U	0.13 U
BROMOCHLOROMETHANE	0.29 U	0.29 U	0.29 U	0.29 U	0.29 U	0.29 U
BROMODICHLOROMETHANE	0.15 U	0.15 U	0.15 U	0.15 U	0.15 U	0.15 U
BROMOFORM	0.64 U	0.64 U	0.64 U	0.64 U	0.64 U	0.64 U
BROMOMETHANE	0.41 U	0.41 U	0.41 U	0.41 U	0.41 U	0.41 U
CARBON DISULFIDE	0.13 U	0.13 U	0.13 U	0.13 U	0.13 U	0.13 U
CARBON TETRACHLORIDE	0.13 U	0.13 U	0.13 U	0.13 U	0.13 U	0.13 U
CHLOROBENZENE	0.15 U	0.15 U	0.15 U	0.15 U	0.15 U	0.15 U

Table C-1
Chemical Results for Surface Water Samples-June 2014
Frog Mortar Creek
Lockheed Martin, Martin State Airport, Middle River, Maryland

LOCATION	MSA-SW-39A	MSA-SW-39B	MSA-SW-39C	MSA-SW-39D	MSA-SW-40A	MSA-SW-40B
SAMPLE ID	MSA-SW39A-061014	MSA-SW39B-061014	MSA-SW39C-061014	MSA-SW39D-061014	MSA-SW40A-061014	MSA-SW40B-061014
SAMPLE DATE	20140610	20140610	20140610	20140610	20140610	20140610
SAMPLE CODE	NORMAL	NORMAL	NORMAL	NORMAL	NORMAL	NORMAL
CHLORODIBROMOMETHANE	0.18 U	0.18 U	0.18 U	0.18 U	0.18 U	0.18 U
CHLOROETHANE	0.29 U	0.29 U	0.29 U	0.29 U	0.29 U	0.29 U
CHLOROFORM	0.16 U	0.16 U	0.16 U	0.16 U	0.16 U	0.16 U
CHLOROMETHANE	0.3 U	0.3 U	0.3 U	0.3 U	0.3 U	0.3 U
CIS-1,2-DICHLOROETHENE	0.17 U	0.17 U	0.17 U	0.17 U	0.78 J	0.17 U
CIS-1,3-DICHLOROPROPENE	0.14 U	0.14 U	0.14 U	0.14 U	0.14 U	0.14 U
DIBROMOMETHANE	0.28 U	0.28 U	0.28 U	0.28 U	0.28 U	0.28 U
DICHLORODIFLUOROMETHANE	0.31 UJ	0.31 UJ	0.31 UJ	0.31 UJ	0.31 UJ	0.31 UJ
DIISOPROPYL ETHER	1.5 U	1.5 U	1.5 U	1.5 U	1.5 U	1.5 U
ETHYL TERT-BUTYL ETHER	0.11 U	0.11 U	0.11 U	0.11 U	0.11 U	0.11 U
ETHYLBENZENE	0.17 U	0.17 U	0.17 U	0.17 U	0.17 U	0.17 U
HEXACHLOROBUTADIENE	0.3 U	0.3 U	0.3 U	0.3 U	0.3 U	0.3 U
ISOPROPYLBENZENE	0.13 U	0.13 U	0.13 U	0.13 U	0.13 U	0.13 U
M+P-XYLENES	0.24 U	0.24 U	0.24 U	0.24 U	0.24 U	0.24 U
METHYL TERT-BUTYL ETHER	0.17 U	0.17 U	0.17 U	0.17 U	0.17 U	0.17 U
METHYLENE CHLORIDE	0.33 U	0.33 U	0.33 U	0.33 U	0.33 U	0.33 U
NAPHTHALENE	0.24 UJ	0.24 UJ	0.24 UJ	0.24 UJ	0.24 UJ	0.24 UJ
N-BUTYLBENZENE	0.12 U	0.12 U	0.12 U	0.12 U	0.12 U	0.12 U
N-PROPYLBENZENE	0.14 U	0.14 U	0.14 U	0.14 U	0.14 U	0.14 U
O-XYLENE	0.14 U	0.14 U	0.14 U	0.14 U	0.14 U	0.14 U
SEC-BUTYLBENZENE	0.13 U	0.13 U	0.13 U	0.13 U	0.13 U	0.13 U
STYRENE	0.11 U	0.11 U	0.11 U	0.11 U	0.11 U	0.11 U
TERT-AMYL METHYL ETHER	0.067 U	0.067 U	0.067 U	0.067 U	0.067 U	0.067 U
TERT-BUTYLBENZENE	0.13 U	0.13 U	0.13 U	0.13 U	0.13 U	0.13 U
TERTIARY-BUTYL ALCOHOL	3.9 UJ	3.9 UJ	3.9 UJ	3.9 UJ	3.9 UJ	3.9 UJ
TETRACHLOROETHENE	0.29 U	0.29 U	0.29 U	0.29 U	0.29 U	0.29 U
TOLUENE	0.13 U	0.13 U	0.13 U	0.13 U	0.13 U	0.13 U
TOTAL XYLENES	0.14 U	0.14 U	0.14 U	0.14 U	0.14 U	0.14 U
TRANS-1,2-DICHLOROETHENE	0.19 U	0.19 U	0.19 U	0.19 U	0.19 U	0.19 U
TRANS-1,3-DICHLOROPROPENE	0.19 U	0.19 U	0.19 U	0.19 U	0.19 U	0.19 U
TRICHLOROETHENE	0.27 J	0.42 J	0.3 J	0.28 J	0.78 J	1.1
TRICHLOROFLUOROMETHANE	0.21 UJ	0.21 UJ	0.21 UJ	0.21 UJ	0.21 UJ	0.21 UJ
VINYL ACETATE	0.19 U	0.19 U	0.19 U	0.19 U	0.19 U	0.19 U
VINYL CHLORIDE	0.22 U	0.22 U	0.22 U	0.22 U	0.22 U	0.22 U
DISSOLVED METALS (UG/L)						
ANTIMONY	0.25 J	0.29 J	0.3 J	0.28 J	0.28 J	0.28 J
ARSENIC	1.2 J	1.2 J	1.1 J	1.1 J	1.1 J	1.2 J
BARIUM	9.3	10	9.6	9.8	9.7	11
BERYLLIUM	0.083 U	0.071 U	0.054 U	0.059 U	0.057 U	0.051 U

Table C-1
Chemical Results for Surface Water Samples-June 2014
Frog Mortar Creek
Lockheed Martin, Martin State Airport, Middle River, Maryland

LOCATION	MSA-SW-39A	MSA-SW-39B	MSA-SW-39C	MSA-SW-39D	MSA-SW-40A	MSA-SW-40B
SAMPLE ID	MSA-SW39A-061014	MSA-SW39B-061014	MSA-SW39C-061014	MSA-SW39D-061014	MSA-SW40A-061014	MSA-SW40B-061014
SAMPLE DATE	20140610	20140610	20140610	20140610	20140610	20140610
SAMPLE CODE	NORMAL	NORMAL	NORMAL	NORMAL	NORMAL	NORMAL
CADMIUM	0.061 J	0.067 J	0.044 J	0.061 J	0.12 J	0.15 J
CHROMIUM	0.3 J	0.32 J	0.31 J	0.28 J	0.25 J	0.29 J
COBALT	0.061 J	0.074 J	0.058 J	0.08 J	0.077 J	0.09 J
COPPER	5.2	5.7	5.5	5.8	5	6
LEAD	0.14 U	0.14 U	0.14 U	0.14 U	0.14 U	0.14 U
MERCURY	0.12 U	0.12 U	0.12 U	0.12 U	0.12 U	0.12 U
MOLYBDENUM	1.2 J	1.3 J	1.2 J	1.2 J	1.1 J	1.3 J
NICKEL	0.54 J	0.73 J	0.66 J	0.66 J	0.66 J	0.85 J
SELENIUM	0.75 U	0.69 U	0.45 U	0.63 U	0.53 U	0.43 U
SILVER	0.0083 U	0.0083 U	0.0083 U	0.0083 U	0.0083 U	0.0083 U
THALLIUM	0.4 U	0.4 U	0.4 U	0.4 U	0.4 U	0.4 U
TUNGSTEN	0.16 U	0.31 U	0.3 U	0.3 U	0.27 U	0.32 U
VANADIUM	0.25 J	0.19 J	0.28 J	0.21 J	0.29 J	0.46 J
ZINC	2.1 J	3.5 J	3 J	3.5 J	4 J	4.7 J
MISCELLANEOUS PARAMETERS (MG/L)						
CALCIUM HARDNESS AS CACO3	56	56	54	55	49	56
HARDNESS AS CACO3	170	170	170	170	150	170
MAGNESIUM HARDNESS AS CACO3	120	120	110	120	100	120
MISCELLANEOUS PARAMETERS (UG/L)						
HEXAVALENT CHROMIUM	0.075 J	0.068 J	0.084 J	0.077 J	0.061 J	0.093 J

Table C-1
Chemical Results for Surface Water Samples-June 2014
Frog Mortar Creek
Lockheed Martin, Martin State Airport, Middle River, Maryland

LOCATION	MSA-SW-40C	MSA-SW-40D	MSA-SW-41A	MSA-SW-41B	MSA-SW-41C	MSA-SW-41D
SAMPLE ID	MSA-SW40C-061014	MSA-SW40D-061014	MSA-SW41A-061014	MSA-SW41B-061014	MSA-SW41C-061014	MSA-SW41D-061014
SAMPLE DATE	20140610	20140610	20140610	20140610	20140610	20140610
SAMPLE CODE	NORMAL	NORMAL	NORMAL	NORMAL	NORMAL	NORMAL
VOLATILES (UG/L)						
1,1,1,2-TETRACHLOROETHANE	0.23 U	0.23 U	0.23 U	0.23 U	0.23 U	0.23 U
1,1,1-TRICHLOROETHANE	0.22 U	0.22 U	0.22 U	0.22 U	0.22 U	0.22 U
1,1,2,2-TETRACHLOROETHANE	0.18 U	0.18 U	0.18 U	0.18 U	0.18 U	0.18 U
1,1,2-TRICHLOROTRIFLUOROETHANE	0.28 UJ	0.28 UJ	0.28 UJ	0.28 UJ	0.28 UJ	0.28 UJ
1,1-DICHLOROETHANE	0.15 U	0.15 U	0.15 U	0.15 U	0.15 U	0.15 U
1,1-DICHLOROETHENE	0.19 U	0.19 U	0.19 U	0.19 U	0.19 U	0.19 U
1,1-DICHLOROPROPENE	0.13 U	0.13 U	0.13 U	0.13 U	0.13 U	0.13 U
1,2,3-TRICHLOROBENZENE	0.17 U	0.17 U	0.17 U	0.17 U	0.17 U	0.17 U
1,2,3-TRICHLOROPROPANE	0.43 U	0.43 U	0.43 U	0.43 U	0.43 U	0.43 U
1,2,3-TRIMETHYLBENZENE	0.0059 U	0.0059 U	0.0059 U	0.0059 U	0.0059 U	0.0059 U
1,2,4-TRICHLOROBENZENE	0.15 U	0.15 U	0.15 U	0.15 U	0.15 U	0.15 U
1,2,4-TRIMETHYLBENZENE	0.12 U	0.12 U	0.12 U	0.12 U	0.12 U	0.12 U
1,2-DIBROMO-3-CHLOROPROPANE	0.67 U	0.67 U	0.67 U	0.67 U	0.67 U	0.67 U
1,2-DIBROMOETHANE	0.24 U	0.24 U	0.24 U	0.24 U	0.24 U	0.24 U
1,2-DICHLOROBENZENE	0.13 U	0.13 U	0.13 U	0.13 U	0.13 U	0.13 U
1,2-DICHLOROETHANE	0.22 U	0.22 U	0.22 U	0.22 U	0.22 U	0.22 U
1,2-DICHLOROPROPANE	0.18 U	0.18 U	0.18 U	0.18 U	0.18 U	0.18 U
1,3-DICHLOROBENZENE	0.14 U	0.14 U	0.14 U	0.14 U	0.14 U	0.14 U
1,3-DICHLOROPROPANE	0.16 U	0.16 U	0.16 U	0.16 U	0.16 U	0.16 U
1,4-DICHLOROBENZENE	0.13 U	0.13 U	0.13 U	0.13 U	0.13 U	0.13 U
2,2-DICHLOROPROPANE	0.13 UJ	0.13 UJ	0.13 UJ	0.13 UJ	0.13 UJ	0.13 UJ
2-BUTANONE	0.57 U	0.57 U	0.57 U	0.57 U	0.57 U	0.57 U
2-CHLOROETHYL VINYL ETHER	0.99 U	0.99 U	0.99 U	0.99 U	0.99 U	0.99 U
2-CHLOROTOLUENE	0.11 U	0.11 U	0.11 U	0.11 U	0.11 U	0.11 U
2-HEXANONE	0.41 U	0.41 U	0.41 U	0.41 U	0.41 U	0.41 U
4-CHLOROTOLUENE	0.18 U	0.18 U	0.18 U	0.18 U	0.18 U	0.18 U
4-ISOPROPYLTOLUENE	0.12 U	0.12 U	0.12 U	0.12 U	0.12 U	0.12 U
4-METHYL-2-PENTANONE	0.32 U	0.32 U	0.32 U	0.32 U	0.32 U	0.32 U
ACETONE	4.5 U	1.3 U	2 U	3.3 U	1.1 U	1.2 U
BENZENE	0.13 U	0.13 U	0.13 U	0.13 U	0.13 U	0.13 U
BROMOBENZENE	0.13 U	0.13 U	0.13 U	0.13 U	0.13 U	0.13 U
BROMOCHLOROMETHANE	0.29 U	0.29 U	0.29 U	0.29 U	0.29 U	0.29 U
BROMODICHLOROMETHANE	0.15 U	0.15 U	0.15 U	0.15 U	0.15 U	0.15 U
BROMOFORM	0.64 U	0.64 U	0.64 U	0.64 U	0.64 U	0.64 U
BROMOMETHANE	0.41 U	0.41 U	0.41 U	0.41 U	0.41 U	0.41 U
CARBON DISULFIDE	0.13 U	0.13 U	0.13 U	0.13 U	0.13 U	0.13 U
CARBON TETRACHLORIDE	0.13 U	0.13 U	0.13 U	0.13 U	0.13 U	0.13 U
CHLOROBENZENE	0.15 U	0.15 U	0.15 U	0.15 U	0.15 U	0.15 U

Table C-1
Chemical Results for Surface Water Samples-June 2014
Frog Mortar Creek
Lockheed Martin, Martin State Airport, Middle River, Maryland

LOCATION	MSA-SW-40C	MSA-SW-40D	MSA-SW-41A	MSA-SW-41B	MSA-SW-41C	MSA-SW-41D
SAMPLE ID	MSA-SW40C-061014	MSA-SW40D-061014	MSA-SW41A-061014	MSA-SW41B-061014	MSA-SW41C-061014	MSA-SW41D-061014
SAMPLE DATE	20140610	20140610	20140610	20140610	20140610	20140610
SAMPLE CODE	NORMAL	NORMAL	NORMAL	NORMAL	NORMAL	NORMAL
CHLORODIBROMOMETHANE	0.18 U	0.18 U	0.18 U	0.18 U	0.18 U	0.18 U
CHLOROETHANE	0.29 U	0.29 U	0.29 U	0.29 U	0.29 U	0.29 U
CHLOROFORM	0.16 U	0.16 U	0.16 U	0.16 U	0.16 U	0.16 U
CHLOROMETHANE	0.3 U	0.3 U	0.3 U	0.3 U	0.3 U	0.3 U
CIS-1,2-DICHLOROETHENE	0.43 J	0.17 U	1.1	0.59 J	0.17 U	0.17 U
CIS-1,3-DICHLOROPROPENE	0.14 U	0.14 U	0.14 U	0.14 U	0.14 U	0.14 U
DIBROMOMETHANE	0.28 U	0.28 U	0.28 U	0.28 U	0.28 U	0.28 U
DICHLORODIFLUOROMETHANE	0.31 UJ	0.31 UJ	0.31 UJ	0.31 UJ	0.31 UJ	0.31 UJ
DIISOPROPYL ETHER	1.5 U	1.5 U	1.5 U	1.5 U	1.5 U	1.5 U
ETHYL TERT-BUTYL ETHER	0.11 U	0.11 U	0.11 U	0.11 U	0.11 U	0.11 U
ETHYLBENZENE	0.17 U	0.17 U	0.17 U	0.17 U	0.17 U	0.17 U
HEXACHLOROBUTADIENE	0.3 U	0.3 U	0.3 U	0.3 U	0.3 U	0.3 U
ISOPROPYLBENZENE	0.13 U	0.13 U	0.13 U	0.13 U	0.13 U	0.13 U
M+P-XYLENES	0.24 U	0.24 U	0.24 U	0.24 U	0.24 U	0.24 U
METHYL TERT-BUTYL ETHER	0.17 U	0.17 U	0.17 U	0.17 U	0.17 U	0.17 U
METHYLENE CHLORIDE	0.33 U	0.33 U	0.33 U	0.33 U	0.33 U	0.33 U
NAPHTHALENE	0.24 UJ	0.24 UJ	0.24 UJ	0.24 UJ	0.24 UJ	0.24 UJ
N-BUTYLBENZENE	0.12 U	0.12 U	0.12 U	0.12 U	0.12 U	0.12 U
N-PROPYLBENZENE	0.14 U	0.14 U	0.14 U	0.14 U	0.14 U	0.14 U
O-XYLENE	0.14 U	0.14 U	0.14 U	0.14 U	0.14 U	0.14 U
SEC-BUTYLBENZENE	0.13 U	0.13 U	0.13 U	0.13 U	0.13 U	0.13 U
STYRENE	0.11 U	0.11 U	0.11 U	0.11 U	0.11 U	0.11 U
TERT-AMYL METHYL ETHER	0.067 U	0.067 U	0.067 U	0.067 U	0.067 U	0.067 U
TERT-BUTYLBENZENE	0.13 U	0.13 U	0.13 U	0.13 U	0.13 U	0.13 U
TERTIARY-BUTYL ALCOHOL	3.9 UJ	3.9 UJ	3.9 UJ	3.9 UJ	3.9 UJ	3.9 UJ
TETRACHLOROETHENE	0.29 U	0.29 U	0.29 U	0.29 U	0.29 U	0.29 U
TOLUENE	0.13 U	0.13 U	0.13 U	0.13 U	0.13 U	0.13 U
TOTAL XYLENES	0.14 U	0.14 U	0.14 U	0.14 U	0.14 U	0.14 U
TRANS-1,2-DICHLOROETHENE	0.19 U	0.19 U	0.19 U	0.19 U	0.19 U	0.19 U
TRANS-1,3-DICHLOROPROPENE	0.19 U	0.19 U	0.19 U	0.19 U	0.19 U	0.19 U
TRICHLOROETHENE	0.86 J	0.72 J	1.3	0.79 J	0.67 J	0.77 J
TRICHLOROFLUOROMETHANE	0.21 UJ	0.21 UJ	0.21 UJ	0.21 UJ	0.21 UJ	0.21 UJ
VINYL ACETATE	0.19 U	0.19 U	0.19 U	0.19 U	0.19 U	0.19 U
VINYL CHLORIDE	0.22 U	0.22 U	0.22 U	0.22 U	0.22 U	0.22 U
DISSOLVED METALS (UG/L)						
ANTIMONY	0.33 J	0.33 J	0.32 J	0.29 J	0.34 J	0.31 J
ARSENIC	1.2 J	1.2 J	1.3 J	1.1 J	1.2 J	1.2 J
BARIUM	11	11	11	11	11	11
BERYLLIUM	0.052 U	0.052 U	0.058 U	0.037 U	0.031 U	0.031 U

Table C-1
Chemical Results for Surface Water Samples-June 2014
Frog Mortar Creek
Lockheed Martin, Martin State Airport, Middle River, Maryland

LOCATION	MSA-SW-40C	MSA-SW-40D	MSA-SW-41A	MSA-SW-41B	MSA-SW-41C	MSA-SW-41D
SAMPLE ID	MSA-SW40C-061014	MSA-SW40D-061014	MSA-SW41A-061014	MSA-SW41B-061014	MSA-SW41C-061014	MSA-SW41D-061014
SAMPLE DATE	20140610	20140610	20140610	20140610	20140610	20140610
SAMPLE CODE	NORMAL	NORMAL	NORMAL	NORMAL	NORMAL	NORMAL
CADMIUM	0.15 J	0.14 J	0.13 J	0.12 J	0.12 J	0.11 J
CHROMIUM	0.29 J	0.29 J	0.31 J	0.49 J	0.28 J	0.29 J
COBALT	0.067 J	0.05 J	0.12 J	0.055 J	0.049 J	0.046 J
COPPER	6.2	6	6.4	6.4	6.1	6.4
LEAD	0.14 U	0.14 U	0.14 U	0.14 U	0.14 U	0.14 U
MERCURY	0.12 U	0.12 U	0.12 U	0.12 U	0.12 U	0.12 U
MOLYBDENUM	1.3 J	1.2 J	1.4 J	1.3 J	1.3 J	1.3 J
NICKEL	0.83 J	0.82 J	0.89 J	1 J	0.79 J	0.82 J
SELENIUM	0.83 U	0.56 U	0.9 U	0.48 U	0.67 U	0.5 U
SILVER	0.0083 U	0.0083 U	0.0083 U	0.0083 U	0.0083 U	0.0083 U
THALLIUM	0.4 U	0.4 U	0.4 U	0.4 U	0.4 U	0.4 U
TUNGSTEN	0.3 U	0.31 U	0.34 U	0.3 U	0.32 U	0.32 U
VANADIUM	0.45 J	0.29 J	0.2 J	0.42 J	0.35 J	0.35 J
ZINC	5.1 J	4.7 J	4.9 J	8.3 J	4.7 J	5.5 J
MISCELLANEOUS PARAMETERS (MG/L)						
CALCIUM HARDNESS AS CACO3	55	55	58	56	55	56
HARDNESS AS CACO3	170	170	180	170	170	170
MAGNESIUM HARDNESS AS CACO3	120	120	120	120	110	120
MISCELLANEOUS PARAMETERS (UG/L)						
HEXAVALENT CHROMIUM	0.082 J	0.077 J	0.084 J	0.089 J	0.087 J	0.061 J

Table C-1
Chemical Results for Surface Water Samples-June 2014
Frog Mortar Creek
Lockheed Martin, Martin State Airport, Middle River, Maryland

LOCATION	MSA-SW-42A	MSA-SW-42B	MSA-SW-42C	MSA-SW-42D	MSA-SW-43A	MSA-SW-43B
SAMPLE ID	MSA-SW42A-061014	MSA-SW42B-061014	MSA-SW42C-061014	MSA-SW42D-061014	MSA-SW43A-061014	MSA-SW43B-061014
SAMPLE DATE	20140610	20140610	20140610	20140610	20140610	20140610
SAMPLE CODE	NORMAL	NORMAL	NORMAL	NORMAL	NORMAL	NORMAL
VOLATILES (UG/L)						
1,1,1,2-TETRACHLOROETHANE	0.23 U	0.23 U	0.23 U	0.23 U	0.23 U	0.23 U
1,1,1-TRICHLOROETHANE	0.22 UJ	0.22 UJ	0.22 UJ	0.22 UJ	0.22 UJ	0.22 UJ
1,1,2,2-TETRACHLOROETHANE	0.18 U	0.18 U	0.18 U	0.18 U	0.18 U	0.18 U
1,1,2-TRICHLOROTRIFLUOROETHANE	0.28 UJ	0.28 UJ	0.28 UJ	0.28 UJ	0.28 UJ	0.28 UJ
1,1-DICHLOROETHANE	0.15 U	0.15 U	0.15 U	0.15 U	0.15 U	0.15 U
1,1-DICHLOROETHENE	0.19 U	0.19 U	0.19 U	0.19 U	0.19 U	0.19 U
1,1-DICHLOROPROPENE	0.13 U	0.13 U	0.13 U	0.13 U	0.13 U	0.13 U
1,2,3-TRICHLOROBENZENE	0.17 U	0.17 U	0.17 U	0.17 U	0.17 U	0.17 U
1,2,3-TRICHLOROPROPANE	0.43 U	0.43 U	0.43 U	0.43 U	0.43 U	0.43 U
1,2,3-TRIMETHYLBENZENE	0.0059 U	0.0059 U	0.0059 U	0.0059 U	0.0059 U	0.0059 U
1,2,4-TRICHLOROBENZENE	0.15 U	0.15 U	0.15 U	0.15 U	0.15 U	0.15 U
1,2,4-TRIMETHYLBENZENE	0.12 U	0.12 U	0.12 U	0.12 U	0.12 U	0.12 U
1,2-DIBROMO-3-CHLOROPROPANE	0.67 U	0.67 U	0.67 U	0.67 U	0.67 U	0.67 U
1,2-DIBROMOETHANE	0.24 U	0.24 U	0.24 U	0.24 U	0.24 U	0.24 U
1,2-DICHLOROBENZENE	0.13 U	0.13 U	0.13 U	0.13 U	0.13 U	0.13 U
1,2-DICHLOROETHANE	0.22 U	0.22 U	0.22 U	0.22 U	0.22 U	0.22 U
1,2-DICHLOROPROPANE	0.18 U	0.18 U	0.18 U	0.18 U	0.18 U	0.18 U
1,3-DICHLOROBENZENE	0.14 U	0.14 U	0.14 U	0.14 U	0.14 U	0.14 U
1,3-DICHLOROPROPANE	0.16 U	0.16 U	0.16 U	0.16 U	0.16 U	0.16 U
1,4-DICHLOROBENZENE	0.13 U	0.13 U	0.13 U	0.13 U	0.13 U	0.13 U
2,2-DICHLOROPROPANE	0.13 UJ	0.13 UJ	0.13 UJ	0.13 UJ	0.13 UJ	0.13 UJ
2-BUTANONE	0.57 U	0.57 U	0.57 U	0.57 U	0.57 U	0.57 U
2-CHLOROETHYL VINYL ETHER	0.99 U	0.99 U	0.99 U	0.99 U	0.99 U	0.99 U
2-CHLOROTOLUENE	0.11 U	0.11 U	0.11 U	0.11 U	0.11 U	0.11 U
2-HEXANONE	0.41 U	0.41 U	0.41 U	0.41 U	0.41 U	0.41 U
4-CHLOROTOLUENE	0.18 U	0.18 U	0.18 U	0.18 U	0.18 U	0.18 U
4-ISOPROPYLTOLUENE	0.12 U	0.12 U	0.12 U	0.12 U	0.12 U	0.12 U
4-METHYL-2-PENTANONE	0.32 U	0.32 U	0.32 U	0.32 U	0.32 U	0.32 U
ACETONE	1.1 U	1.4 U	1.3 U	2.6 U	1.7 U	1.4 U
BENZENE	0.13 U	0.13 U	0.13 U	0.13 U	0.13 U	0.13 U
BROMOBENZENE	0.13 U	0.13 U	0.13 U	0.13 U	0.13 U	0.13 U
BROMOCHLOROMETHANE	0.29 U	0.29 U	0.29 U	0.29 U	0.29 U	0.29 U
BROMODICHLOROMETHANE	0.15 U	0.15 U	0.15 U	0.15 U	0.15 U	0.15 U
BROMOFORM	0.64 U	0.64 U	0.64 U	0.64 U	0.64 U	0.64 U
BROMOMETHANE	0.41 U	0.41 U	0.41 U	0.41 U	0.41 U	0.41 U
CARBON DISULFIDE	0.13 U	0.13 U	0.13 U	0.13 U	0.13 U	0.13 U
CARBON TETRACHLORIDE	0.13 UJ	0.13 UJ	0.13 UJ	0.13 UJ	0.13 UJ	0.13 UJ
CHLOROBENZENE	0.15 U	0.15 U	0.15 U	0.15 U	0.15 U	0.15 U

Table C-1
Chemical Results for Surface Water Samples-June 2014
Frog Mortar Creek
Lockheed Martin, Martin State Airport, Middle River, Maryland

LOCATION	MSA-SW-42A	MSA-SW-42B	MSA-SW-42C	MSA-SW-42D	MSA-SW-43A	MSA-SW-43B
SAMPLE ID	MSA-SW42A-061014	MSA-SW42B-061014	MSA-SW42C-061014	MSA-SW42D-061014	MSA-SW43A-061014	MSA-SW43B-061014
SAMPLE DATE	20140610	20140610	20140610	20140610	20140610	20140610
SAMPLE CODE	NORMAL	NORMAL	NORMAL	NORMAL	NORMAL	NORMAL
CHLORODIBROMOMETHANE	0.18 U	0.18 U	0.18 U	0.18 U	0.18 U	0.18 U
CHLOROETHANE	0.29 UJ	0.29 UJ	0.29 UJ	0.29 UJ	0.29 UJ	0.29 UJ
CHLOROFORM	0.16 U	0.16 U	0.16 U	0.16 U	0.16 U	0.16 U
CHLOROMETHANE	0.3 U	0.3 U	0.3 U	0.3 U	0.3 U	0.3 U
CIS-1,2-DICHLOROETHENE	0.61 J	0.83 J	0.47 J	0.38 J	0.43 J	0.76 J
CIS-1,3-DICHLOROPROPENE	0.14 U	0.14 U	0.14 U	0.14 U	0.14 U	0.14 U
DIBROMOMETHANE	0.28 U	0.28 U	0.28 U	0.28 U	0.28 U	0.28 U
DICHLORODIFLUOROMETHANE	0.31 U	0.31 U	0.31 U	0.31 U	0.31 U	0.31 U
DIISOPROPYL ETHER	1.5 U	1.5 U	1.5 U	1.5 U	1.5 U	1.5 U
ETHYL TERT-BUTYL ETHER	0.11 U	0.11 U	0.11 U	0.11 U	0.11 U	0.11 U
ETHYLBENZENE	0.17 U	0.17 U	0.17 U	0.17 U	0.17 U	0.17 U
HEXACHLOROBUTADIENE	0.3 U	0.3 U	0.3 U	0.3 U	0.3 U	0.3 U
ISOPROPYLBENZENE	0.13 U	0.13 U	0.13 U	0.13 U	0.13 U	0.13 U
M+P-XYLENES	0.24 U	0.24 U	0.24 U	0.24 U	0.24 U	0.24 U
METHYL TERT-BUTYL ETHER	0.17 U	0.17 U	0.17 U	0.17 U	0.17 U	0.17 U
METHYLENE CHLORIDE	0.33 U	0.33 U	0.33 U	0.33 U	0.33 U	0.33 U
NAPHTHALENE	0.24 U	0.24 U	0.24 U	0.24 U	0.24 U	0.24 U
N-BUTYLBENZENE	0.12 U	0.12 U	0.12 U	0.12 U	0.12 U	0.12 U
N-PROPYLBENZENE	0.14 U	0.14 U	0.14 U	0.14 U	0.14 U	0.14 U
O-XYLENE	0.14 U	0.14 U	0.14 U	0.14 U	0.14 U	0.14 U
SEC-BUTYLBENZENE	0.13 U	0.13 U	0.13 U	0.13 U	0.13 U	0.13 U
STYRENE	0.11 U	0.11 U	0.11 U	0.11 U	0.11 U	0.11 U
TERT-AMYL METHYL ETHER	0.067 U	0.067 U	0.067 U	0.067 U	0.067 U	0.067 U
TERT-BUTYLBENZENE	0.13 U	0.13 U	0.13 U	0.13 U	0.13 U	0.13 U
TERTIARY-BUTYL ALCOHOL	3.9 U	3.9 U	3.9 U	3.9 U	3.9 U	3.9 U
TETRACHLOROETHENE	0.29 U	0.29 U	0.29 U	0.29 U	0.29 U	0.29 U
TOLUENE	0.13 U	0.13 U	0.13 U	0.13 U	0.13 U	0.13 U
TOTAL XYLENES	0.14 U	0.14 U	0.14 U	0.14 U	0.14 U	0.14 U
TRANS-1,2-DICHLOROETHENE	0.19 U	0.19 U	0.19 U	0.19 U	0.19 U	0.19 U
TRANS-1,3-DICHLOROPROPENE	0.19 U	0.19 U	0.19 U	0.19 U	0.19 U	0.19 U
TRICHLOROETHENE	0.67 J	0.75 J	0.8 J	0.66 J	0.44 J	1
TRICHLOROFLUOROMETHANE	0.21 UJ	0.21 UJ	0.21 UJ	0.21 UJ	0.21 UJ	0.21 UJ
VINYL ACETATE	0.19 U	0.19 U	0.19 U	0.19 U	0.19 U	0.19 U
VINYL CHLORIDE	0.35 J	0.56	0.22 U	0.22 U	0.22 U	0.22 U
DISSOLVED METALS (UG/L)						
ANTIMONY	0.35 J	0.31 J	0.32 J	0.33 J	0.29 J	0.29 J
ARSENIC	1 J	1.1 J	1.1 J	1.1 J	1.1 J	1.1 J
BARIUM	10	11	11	11	10	9.5
BERYLLIUM	0.38 U	0.25 U	0.19 U	0.14 U	0.094 U	0.085 U

Table C-1
Chemical Results for Surface Water Samples-June 2014
Frog Mortar Creek
Lockheed Martin, Martin State Airport, Middle River, Maryland

LOCATION	MSA-SW-42A	MSA-SW-42B	MSA-SW-42C	MSA-SW-42D	MSA-SW-43A	MSA-SW-43B
SAMPLE ID	MSA-SW42A-061014	MSA-SW42B-061014	MSA-SW42C-061014	MSA-SW42D-061014	MSA-SW43A-061014	MSA-SW43B-061014
SAMPLE DATE	20140610	20140610	20140610	20140610	20140610	20140610
SAMPLE CODE	NORMAL	NORMAL	NORMAL	NORMAL	NORMAL	NORMAL
CADMIUM	0.2 J	0.17 J	0.16 J	0.17 J	0.077 J	0.064 J
CHROMIUM	0.31 J	0.29 J	0.35 J	0.34 J	0.33 J	0.28 J
COBALT	0.16 J	0.2 J	0.13 J	0.088 J	0.098 J	0.051 J
COPPER	5.6	5.8	5.9	6.3	6	5.7
LEAD	0.2 U	0.14 U	0.14 U	0.14 U	0.14 U	0.14 U
MERCURY	0.12 U	0.12 U	0.12 U	0.12 U	0.12 U	0.12 U
MOLYBDENUM	1.2 J	1.2 J	1.2 J	1.2 J	1.2 J	1.1 J
NICKEL	0.93 J	0.92 J	0.93 J	0.98 J	0.87 J	0.74 J
SELENIUM	0.48 U	0.62 U	0.57 U	0.54 U	0.52 U	0.38 U
SILVER	0.013 U	0.01 U	0.009 U	0.013 U	0.0083 U	0.0083 U
THALLIUM	0.4 U	0.4 U	0.4 U	0.4 U	0.4 U	0.4 U
TUNGSTEN	0.16 U	0.14 U	0.15 U	0.16 U	0.18 U	0.18 U
VANADIUM	0.58 J	0.39 J	0.18 J	0.49 J	0.27 J	0.15 U
ZINC	4.9 U	4.5 U	4.3 U	4.7 U	4.2 U	3 U
MISCELLANEOUS PARAMETERS (MG/L)						
CALCIUM HARDNESS AS CACO3	50	54	54	55	53	51
HARDNESS AS CACO3	160	160	170	170	160	160
MAGNESIUM HARDNESS AS CACO3	110	110	110	120	110	110
MISCELLANEOUS PARAMETERS (UG/L)						
HEXAVALENT CHROMIUM	0.061 J	0.074 J	0.079 J	0.07 J	0.07 J	0.07 J

Table C-1
Chemical Results for Surface Water Samples-June 2014
Frog Mortar Creek
Lockheed Martin, Martin State Airport, Middle River, Maryland

LOCATION	MSA-SW-43C	MSA-SW-43D	MSA-SW-44A	MSA-SW-44B	MSA-SW-44C	MSA-SW-44D
SAMPLE ID	MSA-SW43C-061014	MSA-SW43D-061014	MSA-SW44A-061014	MSA-SW44B-061014	MSA-SW44C-061014	MSA-SW44D-061014
SAMPLE DATE	20140610	20140610	20140610	20140610	20140610	20140610
SAMPLE CODE	NORMAL	NORMAL	NORMAL	NORMAL	NORMAL	NORMAL
VOLATILES (UG/L)						
1,1,1,2-TETRACHLOROETHANE	0.23 U	0.23 U	0.23 U	0.23 U	0.23 U	0.23 U
1,1,1-TRICHLOROETHANE	0.22 UJ	0.22 UJ	0.22 UJ	0.22 UJ	0.22 UJ	0.22 UJ
1,1,2,2-TETRACHLOROETHANE	0.18 U	0.18 U	0.18 U	0.18 U	0.18 U	0.18 U
1,1,2-TRICHLOROTRIFLUOROETHANE	0.28 UJ	0.28 UJ	0.28 UJ	0.28 UJ	0.28 UJ	0.28 UJ
1,1-DICHLOROETHANE	0.15 U	0.15 U	0.15 U	0.15 U	0.15 U	0.15 U
1,1-DICHLOROETHENE	0.19 U	0.19 U	0.19 U	0.19 U	0.19 U	0.19 U
1,1-DICHLOROPROPENE	0.13 U	0.13 U	0.13 U	0.13 U	0.13 U	0.13 U
1,2,3-TRICHLOROBENZENE	0.17 U	0.17 U	0.17 U	0.17 U	0.17 U	0.17 U
1,2,3-TRICHLOROPROPANE	0.43 U	0.43 U	0.43 U	0.43 U	0.43 U	0.43 U
1,2,3-TRIMETHYLBENZENE	0.0059 U	0.0059 U	0.0059 U	0.0059 U	0.0059 U	0.0059 U
1,2,4-TRICHLOROBENZENE	0.15 U	0.15 U	0.15 U	0.15 U	0.15 U	0.15 U
1,2,4-TRIMETHYLBENZENE	0.12 U	0.12 U	0.12 U	0.12 U	0.12 U	0.12 U
1,2-DIBROMO-3-CHLOROPROPANE	0.67 U	0.67 U	0.67 U	0.67 U	0.67 U	0.67 U
1,2-DIBROMOETHANE	0.24 U	0.24 U	0.24 U	0.24 U	0.24 U	0.24 U
1,2-DICHLOROBENZENE	0.13 U	0.13 U	0.13 U	0.13 U	0.13 U	0.13 U
1,2-DICHLOROETHANE	0.22 U	0.22 U	0.22 U	0.22 U	0.22 U	0.22 U
1,2-DICHLOROPROPANE	0.18 U	0.18 U	0.18 U	0.18 U	0.18 U	0.18 U
1,3-DICHLOROBENZENE	0.14 U	0.14 U	0.14 U	0.14 U	0.14 U	0.14 U
1,3-DICHLOROPROPANE	0.16 U	0.16 U	0.16 U	0.16 U	0.16 U	0.16 U
1,4-DICHLOROBENZENE	0.13 U	0.13 U	0.13 U	0.13 U	0.13 U	0.13 U
2,2-DICHLOROPROPANE	0.13 UJ	0.13 UJ	0.13 UJ	0.13 UJ	0.13 UJ	0.13 UJ
2-BUTANONE	0.57 U	0.57 U	0.57 U	0.57 U	0.57 U	0.57 U
2-CHLOROETHYL VINYL ETHER	0.99 U	0.99 U	0.99 U	0.99 U	0.99 U	0.99 U
2-CHLOROTOLUENE	0.11 U	0.11 U	0.11 U	0.11 U	0.11 U	0.11 U
2-HEXANONE	0.41 U	0.41 U	0.41 U	0.41 U	0.41 U	0.41 U
4-CHLOROTOLUENE	0.18 U	0.18 U	0.18 U	0.18 U	0.18 U	0.18 U
4-ISOPROPYLTOLUENE	0.12 U	0.12 U	0.12 U	0.12 U	0.12 U	0.12 U
4-METHYL-2-PENTANONE	0.32 U	0.32 U	0.32 U	0.32 U	0.32 U	0.32 U
ACETONE	1.1 U	3.1 U	1.5 U	1.1 U	1.7 U	2.6 U
BENZENE	0.13 U	0.13 U	0.13 U	0.13 U	0.13 U	0.13 U
BROMOBENZENE	0.13 U	0.13 U	0.13 U	0.13 U	0.13 U	0.13 U
BROMOCHLOROMETHANE	0.29 U	0.29 U	0.29 U	0.29 U	0.29 U	0.29 U
BROMODICHLOROMETHANE	0.15 U	0.15 U	0.15 U	0.15 U	0.15 U	0.15 U
BROMOFORM	0.64 U	0.64 U	0.64 U	0.64 U	0.64 U	0.64 U
BROMOMETHANE	0.41 U	0.41 U	0.41 U	0.41 U	0.41 U	0.41 U
CARBON DISULFIDE	0.13 U	0.13 U	0.13 U	0.13 U	0.13 U	0.13 U
CARBON TETRACHLORIDE	0.13 UJ	0.13 UJ	0.13 UJ	0.13 UJ	0.13 UJ	0.13 UJ
CHLOROBENZENE	0.15 U	0.15 U	0.15 U	0.15 U	0.15 U	0.15 U

Table C-1
Chemical Results for Surface Water Samples-June 2014
Frog Mortar Creek
Lockheed Martin, Martin State Airport, Middle River, Maryland

LOCATION	MSA-SW-43C	MSA-SW-43D	MSA-SW-44A	MSA-SW-44B	MSA-SW-44C	MSA-SW-44D
SAMPLE ID	MSA-SW43C-061014	MSA-SW43D-061014	MSA-SW44A-061014	MSA-SW44B-061014	MSA-SW44C-061014	MSA-SW44D-061014
SAMPLE DATE	20140610	20140610	20140610	20140610	20140610	20140610
SAMPLE CODE	NORMAL	NORMAL	NORMAL	NORMAL	NORMAL	NORMAL
CHLORODIBROMOMETHANE	0.18 U	0.18 U	0.18 U	0.18 U	0.18 U	0.18 U
CHLOROETHANE	0.29 UJ	0.29 UJ	0.29 UJ	0.29 UJ	0.29 UJ	0.29 UJ
CHLOROFORM	0.16 U	0.16 U	0.16 U	0.16 U	0.16 U	0.16 U
CHLOROMETHANE	0.3 U	0.3 U	0.3 U	0.3 U	0.3 U	0.3 U
CIS-1,2-DICHLOROETHENE	0.6 J	0.46 J	0.35 J	0.41 J	0.41 J	0.42 J
CIS-1,3-DICHLOROPROPENE	0.14 U	0.14 U	0.14 U	0.14 U	0.14 U	0.14 U
DIBROMOMETHANE	0.28 U	0.28 U	0.28 U	0.28 U	0.28 U	0.28 U
DICHLORODIFLUOROMETHANE	0.31 U	0.31 U	0.31 U	0.31 U	0.31 U	0.31 U
DIISOPROPYL ETHER	1.5 U	1.5 U	1.5 U	1.5 U	1.5 U	1.5 U
ETHYL TERT-BUTYL ETHER	0.11 U	0.11 U	0.11 U	0.11 U	0.11 U	0.11 U
ETHYLBENZENE	0.17 U	0.17 U	0.17 U	0.17 U	0.17 U	0.17 U
HEXACHLOROBUTADIENE	0.3 U	0.3 U	0.3 U	0.3 U	0.3 U	0.3 U
ISOPROPYLBENZENE	0.13 U	0.13 U	0.13 U	0.13 U	0.13 U	0.13 U
M+P-XYLENES	0.24 U	0.24 U	0.24 U	0.24 U	0.24 U	0.24 U
METHYL TERT-BUTYL ETHER	0.17 U	0.17 U	0.17 U	0.17 U	0.17 U	0.17 U
METHYLENE CHLORIDE	0.33 U	0.33 U	0.33 U	0.33 U	0.33 U	0.33 U
NAPHTHALENE	0.24 U	0.24 U	0.24 U	0.24 U	0.24 U	0.24 U
N-BUTYLBENZENE	0.12 U	0.12 U	0.12 U	0.12 U	0.12 U	0.12 U
N-PROPYLBENZENE	0.14 U	0.14 U	0.14 U	0.14 U	0.14 U	0.14 U
O-XYLENE	0.14 U	0.14 U	0.14 U	0.14 U	0.14 U	0.14 U
SEC-BUTYLBENZENE	0.13 U	0.13 U	0.13 U	0.13 U	0.13 U	0.13 U
STYRENE	0.11 U	0.11 U	0.11 U	0.11 U	0.11 U	0.11 U
TERT-AMYL METHYL ETHER	0.067 U	0.067 U	0.067 U	0.067 U	0.067 U	0.067 U
TERT-BUTYLBENZENE	0.13 U	0.13 U	0.13 U	0.13 U	0.13 U	0.13 U
TERTIARY-BUTYL ALCOHOL	3.9 U	3.9 U	3.9 U	3.9 U	3.9 U	3.9 U
TETRACHLOROETHENE	0.29 U	0.29 U	0.29 U	0.29 U	0.29 U	0.29 U
TOLUENE	0.13 U	0.13 U	0.13 U	0.13 U	0.13 U	0.13 U
TOTAL XYLENES	0.14 U	0.14 U	0.14 U	0.14 U	0.14 U	0.14 U
TRANS-1,2-DICHLOROETHENE	0.19 U	0.19 U	0.19 U	0.19 U	0.19 U	0.19 U
TRANS-1,3-DICHLOROPROPENE	0.19 U	0.19 U	0.19 U	0.19 U	0.19 U	0.19 U
TRICHLOROETHENE	0.93 J	0.67 J	0.39 J	0.65 J	0.56 J	0.61 J
TRICHLOROFLUOROMETHANE	0.21 UJ	0.21 UJ	0.21 UJ	0.21 UJ	0.21 UJ	0.21 UJ
VINYL ACETATE	0.19 U	0.19 U	0.19 U	0.19 U	0.19 U	0.19 U
VINYL CHLORIDE	0.22 U	0.22 U	0.22 U	0.22 U	0.22 U	0.22 U
DISSOLVED METALS (UG/L)						
ANTIMONY	0.3 J	0.3 J	0.29 J	0.27 J	0.31 J	0.29 J
ARSENIC	1.2 J	1.2 J	1.1 J	1.1 J	1.2 J	1.3 J
BARIUM	11	10	11	9.7	10	11
BERYLLIUM	0.076 U	0.074 U	0.07 U	0.051 U	0.058 U	0.038 U

Table C-1
Chemical Results for Surface Water Samples-June 2014
Frog Mortar Creek
Lockheed Martin, Martin State Airport, Middle River, Maryland

LOCATION	MSA-SW-43C	MSA-SW-43D	MSA-SW-44A	MSA-SW-44B	MSA-SW-44C	MSA-SW-44D
SAMPLE ID	MSA-SW43C-061014	MSA-SW43D-061014	MSA-SW44A-061014	MSA-SW44B-061014	MSA-SW44C-061014	MSA-SW44D-061014
SAMPLE DATE	20140610	20140610	20140610	20140610	20140610	20140610
SAMPLE CODE	NORMAL	NORMAL	NORMAL	NORMAL	NORMAL	NORMAL
CADMIUM	0.12 J	0.082 J	0.094 J	0.11 J	0.084 J	0.12 J
CHROMIUM	0.33 J	0.29 J	0.26 J	0.33 J	0.25 J	0.33 J
COBALT	0.051 J	0.059 J	0.13 J	0.058 J	0.051 J	0.047 J
COPPER	6.3	6.4	5.6	6.1	6.2	7
LEAD	0.14 U	0.14 U	0.14 U	0.14 U	0.14 U	0.14 U
MERCURY	0.12 U	0.12 U	0.12 U	0.12 U	0.12 U	0.12 U
MOLYBDENUM	1.3 J	1.2 J	1.1 J	1.2 J	1.2 J	1.3 J
NICKEL	0.92 J	0.79 J	0.87 J	0.78 J	0.77 J	0.9 J
SELENIUM	0.43 U	0.63 U	0.55 U	0.34 U	0.52 U	0.61 U
SILVER	0.0083 U	0.0083 U	0.0083 U	0.0083 U	0.0083 U	0.0083 U
THALLIUM	0.4 U	0.4 U	0.4 U	0.4 U	0.4 U	0.4 U
TUNGSTEN	0.21 U	0.21 U	0.2 U	0.2 U	0.19 U	0.23 U
VANADIUM	0.23 J	0.33 J	0.17 J	0.15 U	0.15 U	0.31 J
ZINC	6.3 U	4 U	3.7 U	4.7 U	4.8 U	6.2 U
MISCELLANEOUS PARAMETERS (MG/L)						
CALCIUM HARDNESS AS CACO3	55	55	54	52	52	57
HARDNESS AS CACO3	170	170	170	160	160	180
MAGNESIUM HARDNESS AS CACO3	120	120	110	110	110	120
MISCELLANEOUS PARAMETERS (UG/L)						
HEXAVALENT CHROMIUM	0.062 J	0.061 J	0.076 J	0.062 J	0.044 J	0.08 J

Table C-1
Chemical Results for Surface Water Samples-June 2014
Frog Mortar Creek
Lockheed Martin, Martin State Airport, Middle River, Maryland

LOCATION	MSA-SW-45A	MSA-SW-45B	MSA-SW-45C	MSA-SW-45D
SAMPLE ID	MSA-SW45A-061014	MSA-SW45B-061014	MSA-SW45C-061014	MSA-SW45D-061014
SAMPLE DATE	20140610	20140610	20140610	20140610
SAMPLE CODE	NORMAL	NORMAL	NORMAL	NORMAL
VOLATILES (UG/L)				
1,1,1,2-TETRACHLOROETHANE	0.23 U	0.23 U	0.23 U	0.23 U
1,1,1-TRICHLOROETHANE	0.22 UJ	0.22 UJ	0.22 UJ	0.22 UJ
1,1,2,2-TETRACHLOROETHANE	0.18 U	0.18 U	0.18 U	0.18 U
1,1,2-TRICHLOROTRIFLUOROETHANE	0.28 UJ	0.28 UJ	0.28 UJ	0.28 UJ
1,1-DICHLOROETHANE	0.15 U	0.15 U	0.15 U	0.15 U
1,1-DICHLOROETHENE	0.19 U	0.19 U	0.19 U	0.19 U
1,1-DICHLOROPROPENE	0.13 U	0.13 U	0.13 U	0.13 U
1,2,3-TRICHLOROBENZENE	0.17 U	0.17 U	0.17 U	0.17 U
1,2,3-TRICHLOROPROPANE	0.43 U	0.43 U	0.43 U	0.43 U
1,2,3-TRIMETHYLBENZENE	0.0059 U	0.0059 U	0.0059 U	0.0059 U
1,2,4-TRICHLOROBENZENE	0.15 U	0.15 U	0.15 U	0.15 U
1,2,4-TRIMETHYLBENZENE	0.12 U	0.12 U	0.12 U	0.12 U
1,2-DIBROMO-3-CHLOROPROPANE	0.67 U	0.67 U	0.67 U	0.67 U
1,2-DIBROMOETHANE	0.24 U	0.24 U	0.24 U	0.24 U
1,2-DICHLOROBENZENE	0.13 U	0.13 U	0.13 U	0.13 U
1,2-DICHLOROETHANE	0.22 U	0.22 U	0.22 U	0.22 U
1,2-DICHLOROPROPANE	0.18 U	0.18 U	0.18 U	0.18 U
1,3-DICHLOROBENZENE	0.14 U	0.14 U	0.14 U	0.14 U
1,3-DICHLOROPROPANE	0.16 U	0.16 U	0.16 U	0.16 U
1,4-DICHLOROBENZENE	0.13 U	0.13 U	0.13 U	0.13 U
2,2-DICHLOROPROPANE	0.13 UJ	0.13 UJ	0.13 UJ	0.13 UJ
2-BUTANONE	0.57 U	0.57 U	0.57 U	0.57 U
2-CHLOROETHYL VINYL ETHER	0.99 U	0.99 U	0.99 U	0.99 U
2-CHLOROTOLUENE	0.11 U	0.11 U	0.11 U	0.11 U
2-HEXANONE	0.41 U	0.41 U	0.41 U	0.41 U
4-CHLOROTOLUENE	0.18 U	0.18 U	0.18 U	0.18 U
4-ISOPROPYLTOLUENE	0.12 U	0.12 U	0.12 U	0.12 U
4-METHYL-2-PENTANONE	0.32 U	0.32 U	0.32 U	0.32 U
ACETONE	1.1 U	1.1 U	1.6 U	1.2 U
BENZENE	0.13 U	0.13 U	0.13 U	0.13 U
BROMOBENZENE	0.13 U	0.13 U	0.13 U	0.13 U
BROMOCHLOROMETHANE	0.29 U	0.29 U	0.29 U	0.29 U
BROMODICHLOROMETHANE	0.15 U	0.15 U	0.15 U	0.15 U
BROMOFORM	0.64 U	0.64 U	0.64 U	0.64 U
BROMOMETHANE	0.41 U	0.41 U	0.41 U	0.41 U
CARBON DISULFIDE	0.13 U	0.13 U	0.13 U	0.13 U
CARBON TETRACHLORIDE	0.13 UJ	0.13 UJ	0.13 UJ	0.13 UJ
CHLOROBENZENE	0.15 U	0.15 U	0.15 U	0.15 U

Table C-1
Chemical Results for Surface Water Samples-June 2014
Frog Mortar Creek
Lockheed Martin, Martin State Airport, Middle River, Maryland

LOCATION	MSA-SW-45A	MSA-SW-45B	MSA-SW-45C	MSA-SW-45D
SAMPLE ID	MSA-SW45A-061014	MSA-SW45B-061014	MSA-SW45C-061014	MSA-SW45D-061014
SAMPLE DATE	20140610	20140610	20140610	20140610
SAMPLE CODE	NORMAL	NORMAL	NORMAL	NORMAL
CHLORODIBROMOMETHANE	0.18 U	0.18 U	0.18 U	0.18 U
CHLOROETHANE	0.29 UJ	0.29 UJ	0.29 UJ	0.29 UJ
CHLOROFORM	0.16 U	0.16 U	0.16 U	0.16 U
CHLOROMETHANE	0.3 U	0.3 U	0.3 U	0.3 U
CIS-1,2-DICHLOROETHENE	0.17 U	0.43 J	0.17 U	0.42 J
CIS-1,3-DICHLOROPROPENE	0.14 U	0.14 U	0.14 U	0.14 U
DIBROMOMETHANE	0.28 U	0.28 U	0.28 U	0.28 U
DICHLORODIFLUOROMETHANE	0.31 U	0.31 U	0.31 U	0.31 U
DIISOPROPYL ETHER	1.5 U	1.5 U	1.5 U	1.5 U
ETHYL TERT-BUTYL ETHER	0.11 U	0.11 U	0.11 U	0.11 U
ETHYLBENZENE	0.17 U	0.17 U	0.17 U	0.17 U
HEXACHLOROBUTADIENE	0.3 U	0.3 U	0.3 U	0.3 U
ISOPROPYLBENZENE	0.13 U	0.13 U	0.13 U	0.13 U
M+P-XYLENES	0.24 U	0.24 U	0.24 U	0.24 U
METHYL TERT-BUTYL ETHER	0.17 U	0.17 U	0.17 U	0.17 U
METHYLENE CHLORIDE	0.33 U	0.33 U	0.33 U	0.33 U
NAPHTHALENE	0.24 U	0.24 U	0.24 U	0.24 U
N-BUTYLBENZENE	0.12 U	0.12 U	0.12 U	0.12 U
N-PROPYLBENZENE	0.14 U	0.14 U	0.14 U	0.14 U
O-XYLENE	0.14 U	0.14 U	0.14 U	0.14 U
SEC-BUTYLBENZENE	0.13 U	0.13 U	0.13 U	0.13 U
STYRENE	0.11 U	0.11 U	0.11 U	0.11 U
TERT-AMYL METHYL ETHER	0.067 U	0.067 U	0.067 U	0.067 U
TERT-BUTYLBENZENE	0.13 U	0.13 U	0.13 U	0.13 U
TERTIARY-BUTYL ALCOHOL	3.9 U	3.9 U	3.9 U	3.9 U
TETRACHLOROETHENE	0.29 U	0.29 U	0.29 U	0.29 U
TOLUENE	0.13 U	0.13 U	0.13 U	0.13 U
TOTAL XYLENES	0.14 U	0.14 U	0.14 U	0.14 U
TRANS-1,2-DICHLOROETHENE	0.19 U	0.19 U	0.19 U	0.19 U
TRANS-1,3-DICHLOROPROPENE	0.19 U	0.19 U	0.19 U	0.19 U
TRICHLOROETHENE	0.31 J	0.56 J	0.46 J	0.45 J
TRICHLOROFLUOROMETHANE	0.21 UJ	0.21 UJ	0.21 UJ	0.21 UJ
VINYL ACETATE	0.19 U	0.19 U	0.19 U	0.19 U
VINYL CHLORIDE	0.22 U	0.22 U	0.22 U	0.22 U
DISSOLVED METALS (UG/L)				
ANTIMONY	0.24 J	0.26 J	0.28 J	0.27 J
ARSENIC	1.1 J	1 J	1.1 J	1.1 J
BARIUM	8.9	9.3	9.7	10
BERYLLIUM	0.041 U	0.051 U	0.031 U	0.032 U

Table C-1
Chemical Results for Surface Water Samples-June 2014
Frog Mortar Creek
Lockheed Martin, Martin State Airport, Middle River, Maryland

LOCATION	MSA-SW-45A	MSA-SW-45B	MSA-SW-45C	MSA-SW-45D
SAMPLE ID	MSA-SW45A-061014	MSA-SW45B-061014	MSA-SW45C-061014	MSA-SW45D-061014
SAMPLE DATE	20140610	20140610	20140610	20140610
SAMPLE CODE	NORMAL	NORMAL	NORMAL	NORMAL
CADMIUM	0.026 J	0.11 J	0.091 J	0.1 J
CHROMIUM	0.25 J	0.26 J	0.3 J	0.31 J
COBALT	0.12 J	0.043 J	0.054 J	0.04 J
COPPER	4.4 U	5.8	5.8	6.1
LEAD	0.14 U	0.14 U	0.14 U	0.14 U
MERCURY	0.12 U	0.12 U	0.12 U	0.12 U
MOLYBDENUM	1.1 J	1.1 J	1.2 J	1.3 J
NICKEL	0.7 J	0.68 J	0.76 J	0.82 J
SELENIUM	0.4 U	0.37 U	0.41 U	0.47 U
SILVER	0.0083 U	0.0083 U	0.0083 U	0.0083 U
THALLIUM	0.4 U	0.4 U	0.4 U	0.4 U
TUNGSTEN	0.23 U	0.2 U	0.23 U	0.25 U
VANADIUM	0.21 J	0.39 J	0.3 J	0.42 J
ZINC	2.3 U	3.6 U	4.2 U	5.3 U
MISCELLANEOUS PARAMETERS (MG/L)				
CALCIUM HARDNESS AS CACO3	50	50	52	55
HARDNESS AS CACO3	160	160	160	170
MAGNESIUM HARDNESS AS CACO3	110	110	110	120
MISCELLANEOUS PARAMETERS (UG/L)				
HEXAVALENT CHROMIUM	0.07 J	0.093 J	0.094 J	0.088 J

$CaCO_3$ = calcium carbonate
EL - Edwards Lane
J - Positive result is considered estimated as a result of technical noncompliance.
MG/L - milligrams per liter (i.e., parts per million)
MSA - Martin State Airport
NA - not analyzed
SW - surface water
U - Not detected at the detection limit shown left of the letter.
UG/L - micrograms per liter (i.e., parts per billion)
UJ -The analyte was not detected. However, the quantitation or detection limit may be inaccurate or imprecise.