Lockheed Martin Corporation
1195 Sarasota Center Boulevard
Sarasota, Florida 34240
Telephone 240-687-1813

November 10, 2016

VIA OVERNIGHT CARRIER

Mr. James R. Carroll
Program Administrator
Land Restoration Program
Land Management Administration
Maryland Department of the Environment
1800 Washington Road, Suite 625
Baltimore, Maryland 21230

Re: Transmittal of the Technical Memorandum: June 2016 Surface-Water Sampling Results
Martin State Airport, 701 Wilson Point Road, Middle River, Maryland

Dear Mr. Carroll:

For your use and reference, please find enclosed two hard copies with CDs of the above-referenced document. This document presents the analytical results of the June surface water samples collected in Frog Mortar Creek adjacent to the Dump Road Area at Martin State Airport in Middle River, Maryland

If you have any questions or require any additional information please contact me by phone at 240-687-1813, or via e-mail at paul.e.calligan@lmco.com.

Sincerely,

Paul E. Calligan, P.G.
Project Lead, Environmental Remediation
Lockheed Martin Corporation

cc: (via email without enclosure)
Anuradha Mohanty, MDE
Christine Kline, Lockheed Martin
Norm Varney, Lockheed Martin
Michael Martin, Tetra Tech
Peter Shilland, CDM Smith

cc: (via shipping courier; with enclosures)
Mark Williams, Maryland Aviation Administration
Al Pollard, Martin State Airport

cc: (via mail with CD enclosure)
Jann Richardson, Lockheed Martin
Pete Lekas, EA Environmental

Technical Memorandum: June 2016 Surface-Water Sampling Results for Frog Mortar Creek Martin State Airport 701 Wilson Point Road Middle River, Maryland

Prepared for:

Lockheed Martin Corporation

Prepared by:

Tetra Tech, Inc.

November 2016



Michael Martin, P.G.
Regional Manager



Anthony Apanavage, P.G.
Project Manager

TABLE OF CONTENTS

Section **Page**

ACRONYMS ..... **iii**

1 INTRODUCTION **1-1**

2 SITE BACKGROUND AND PREVIOUS INVESTIGATIONS **2-1**

3 INVESTIGATION APPROACH AND METHODOLOGY **3-1**

3.1 SURFACE WATER SAMPLING 3-1

3.1.1 Surface Water Sampling and Chemical Analyses 3-1

3.1.2 Documentation 3-4

3.1.3 Sample Nomenclature and Handling 3-4

3.1.4 Equipment Decontamination 3-5

3.1.5 Waste Management 3-5

3.2 DATA MANAGEMENT 3-5

3.2.1 Data Tracking and Control 3-5

3.2.2 Sample Information 3-6

3.2.3 Project Data Compilation 3-6

3.2.4 Geographic Information System 3-6

3.3 DATA REVIEW 3-7

4 RESULTS **4-1**

4.1 SURFACE WATER DATA AND SCREENING CRITERIA 4-1

4.2 SURFACE WATER SAMPLING RESULTS 4-2

4.2.1 Volatile Organic Compounds 4-2

4.2.2 Metals 4-5

4.2.3 Hexavalent Chromium 4-5

4.3 UPCOMING 2016 SAMPLING ROUNDS 4-6

5 SUMMARY **5-1**

6 REFERENCES **6-1**

TABLE OF CONTENTS (continued)

APPENDICES

APPENDIX A—SURFACE-WATER SAMPLE LOG SHEETS

APPENDIX B—DATA-VALIDATION REPORTS

APPENDIX C—CHEMICAL-RESULTS DATA TABLE

LIST OF FIGURES

Page

Figure 1-1 Martin State Airport, Dump Road Area, and Frog Mortar Creek Location Map 1-3

Figure 2-1 Martin State Airport and Surrounding Features 2-3

Figure 2-2 Site Features and Areas of Concern, Dump Road Area 2-4

Figure 3-1 June 2016 Surface-Water Sampling Locations 3-9

Figure 4-1 Concentrations of Trichloroethene in Surface Water Samples, June 2016 4-20

Figure 4-2 Concentrations of *cis*-1,2-Dichloroethene in Surface Water Samples, June 2016 4-21

Figure 4-3 Concentrations of Vinyl Chloride in Surface Water Samples, June 2016..... 4-22

LIST OF TABLES

Page

Table 3-1 List of Samples and Chemical Analyses for Surface Water—June 2016 3-8

Table 4-1 Summary of Analytes Detected in Surface Water Samples—June 2016..... 4-7

Table 4-2 Detected Analytes and Screening-Level Exceedances in Surface Water Samples—June 2016 4-8

ACRONYMS

AWQC	ambient water quality criteria
BTAG	(USEPA) Biological Technical Advisory Group
BTEX	benzene, toluene, ethylbenzene, and xylenes
cis-1,2-DCE	*cis*-1,2-dichloroethene
COMAR	*Code of Maryland Regulations*
cVOC	chlorinated volatile organic compound
DRA	Dump Road Area
EL	Edwards Lane
GIS	geographic information system
IDW	investigation-derived waste
Lockheed Martin	Lockheed Martin Corporation
MDANG	Maryland Air National Guard
mg/L	milligram(s) per liter
MSA	Martin State Airport
µg/L	microgram(s) per liter
NOAA	National Oceanic and Atmospheric Administration
NRWQC	national recommended water quality criteria
PDF	portable document format
PPE	personal protective equipment
SVOC	semivolatile organic compound
TB	trip blank
TCE	trichloroethene
Tetra Tech	Tetra Tech, Inc.
USEPA	United States Environmental Protection Agency
VC	vinyl chloride
VOC	volatile organic compound

This page intentionally left blank.

Section 1
Introduction

On behalf of Lockheed Martin Corporation (Lockheed Martin), Tetra Tech, Inc. (Tetra Tech) has prepared this technical memorandum presenting surface-water sampling results from samples collected adjacent to the Dump Road Area (DRA) at Martin State Airport (MSA) in Middle River, Maryland (see Figure 1-1). Surface water was sampled according to the *2016 Surface Water Sampling Work Plan* (Tetra Tech, 2015). This technical memorandum presents the analytical results for surface water samples collected from Frog Mortar Creek on June 14, 2016. This investigation obtained additional chemical and spatial-distribution data for volatile organic compounds (VOCs) and metals in creek surface water that might emanate from a groundwater plume at the Dump Road Area of Martin State Airport, and for volatile organic compounds from possible upgradient sources. Results herein are compared to screening levels intended to protect human health and the environment. These data will provide information to:

- evaluate the interaction between Frog Mortar Creek and shallow groundwater in the Dump Road Area
- assess possible localized seepage of contaminated groundwater to creek surface waters, using sampling locations for nine established western-shoreline transects, four single-sample locations between transects, and one eastern-shoreline transect
- assess human health risks for recreational users of Frog Mortar Creek
- update modeling for shallow-groundwater flow patterns and discharge to Frog Mortar Creek

This technical memorandum is organized as follows:

Section 2—Site Background and Previous Investigations: Briefly describes the site and previous Frog Mortar Creek investigations.

Section 3—Investigation Approach and Methodology: Presents the technical approach and field methodology used for surface water sampling.

Section 4—Results: Presents the investigation results.

Section 5—Summary: Summarizes the investigation approach and results.

Section 6—References: Cites references used to compile this memorandum.

Map Document: (K:\GProject\MartinStateAirport-LMC\MapDocs\MXD\Maps\MSA and Dump Road Area location map_1 9 12.mxd)
1/9/2012 -- 10:27:03 AM

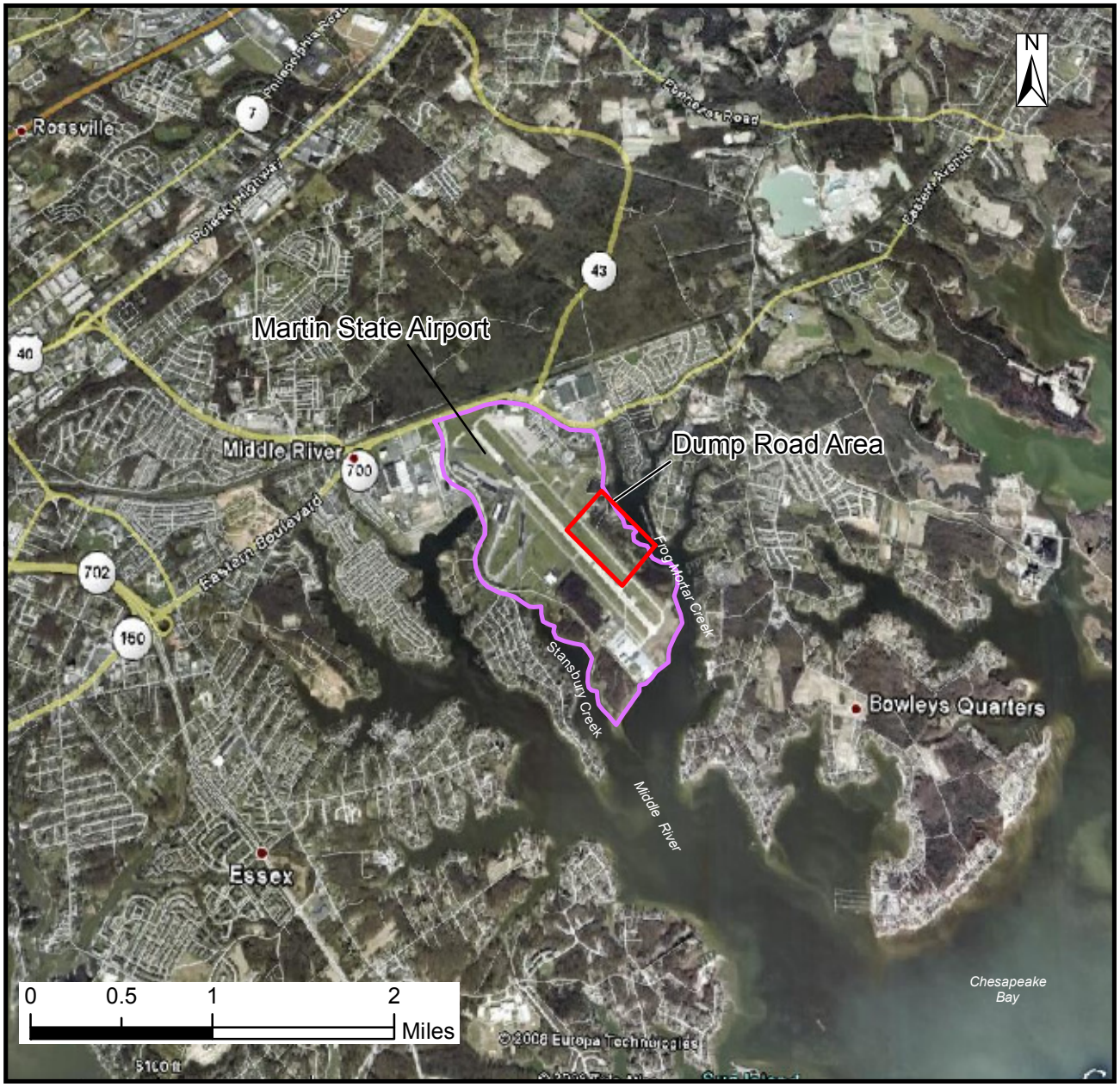

Source: Google Earth Pro, 2008

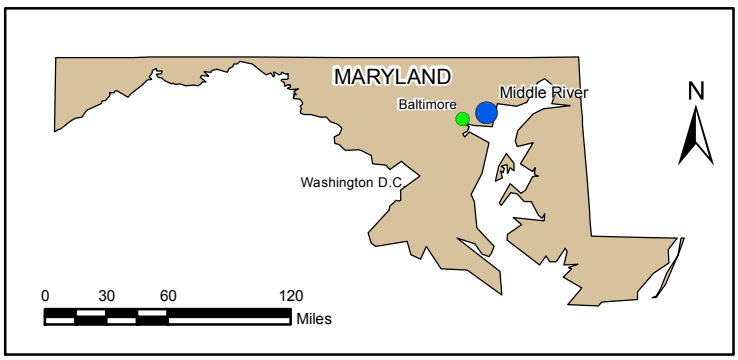

FIGURE 1-1

MARTIN STATE AIRPORT, DUMP ROAD AREA, AND FROG MORTAR CREEK LOCATION MAP

Frog Mortar Creek
Lockheed Martin, Martin State Airport
Middle River, Maryland

DATE MODIFIED:	CREATED BY:
1/9/12	MP

TETRA TECH

Section 2
Site Background and Previous Investigations

Martin State Airport (MSA) is at 701 Wilson Point Road in Middle River, Maryland. It is bounded by Frog Mortar Creek to the east and Stansbury Creek to the west (Figure 2-1); both are tidal tributaries of Chesapeake Bay. The area under investigation is Frog Mortar Creek, which is east of and adjacent to the Dump Road Area (DRA) site at MSA (Figures 2-1 and 2-2).

The DRA currently consists mostly of open meadows, mowed grass, and heavily wooded areas; however, it also includes a portion of Taxiway Tango and extends to the airport runway. Taxiway Tango is a concrete and asphalt taxiway used by the Maryland Air National Guard (MDANG) for military aircraft operations. The airport runway is used by the MDANG and by state-owned and private aircraft. Construction of an extraction and treatment system for DRA groundwater is also underway at the site. The system consists of 16 groundwater extraction wells, underground piping, and a building that will house components to treat groundwater that contains volatile organic compounds (VOCs), semivolatile organic compounds (SVOCs), and metals at concentrations above Maryland Department of the Environment (MDE) groundwater standards. The wells and underground piping will be used to pump groundwater from the surficial aquifer to the aboveground treatment building. Pumping of the surficial-aquifer wells will create a "hydraulic barrier" that will capture groundwater, and prevent groundwater contaminants at the DRA from migrating off-site. The treatment building is being constructed near Frog Mortar Creek in the east-central portion of the DRA, between wells DMW2A/B and DMW4S/I/D, and is 60 feet wide and 170 feet long (10,200 square feet). Treated groundwater will be tested routinely and discharged to Frog Mortar Creek via an MDE-permitted outfall.

Detailed environmental studies have been conducted at the DRA since 1991, when the Maryland Aviation Administration removed drums discovered near Taxiway Tango (Figure 2-2). Subsequent environmental studies at MSA have demonstrated that soil, pond sediment, and groundwater at the

DRA have been impacted by VOCs, SVOCs, and metals resulting from historical dumping and backfilling. The following constituents (and several metals) have been detected in DRA groundwater at concentrations exceeding state groundwater standards:

- ***chlorinated VOCs*** (cVOCs), including trichloroethene (TCE, *cis*-1,2-dichloroethene (*cis*-1,2-DCE), and vinyl chloride (VC)
- ***petroleum-related VOCs*** such as benzene, toluene, ethylbenzene, and xylenes (BTEX)
- ***metals*** arsenic, beryllium, cadmium, chromium, copper, hexavalent chromium (at two wells, in 2008 only), iron, lead, manganese, mercury, nickel, selenium, thallium, vanadium, and zinc

Frog Mortar Creek is hydraulically downgradient of the DRA and receives groundwater discharging from the DRA. Constituents listed above have been detected in surface water samples collected from Frog Mortar Creek. Surface water samples have been collected from Frog Mortar Creek since 1997, and multiple rounds of samples have been collected annually since 2010. Studies conducted at Frog Mortar Creek from 1997–2015, and details of the area's physical setting, land use, physiography, and surface/subsurface conditions (i.e., soils, hydrology, and geology), are summarized in the *2015 Surface Water Sampling Report for Frog Mortar Creek* (Tetra Tech, 2016), and therefore are not repeated herein.



Aerial photograph provided by ESRI's ArcGIS Online World Imagery map service (© 2011 ESRI and its data suppliers).

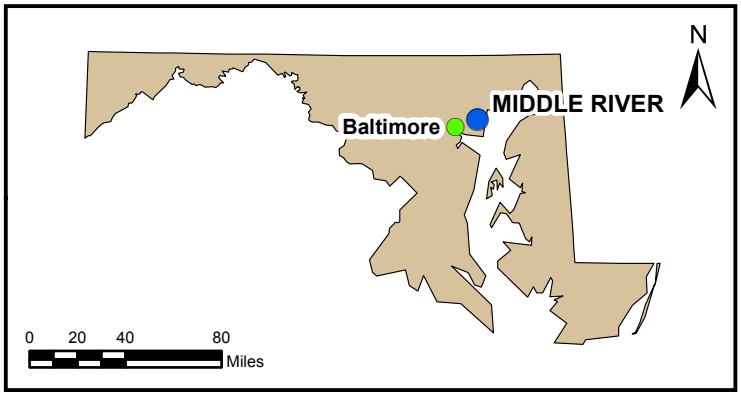

FIGURE 2-1

MARTIN STATE AIRPORT AND SURROUNDING FEATURES

Lockheed Martin, Martin State Airport
Middle River, Maryland

DATE MODIFIED:	CREATED BY:
11/12/14	JEE

TETRA TECH

Map Document: (P:\GIS\Lockheed_MSA\MapDocs\MXD\msa_sitemap_may2014_alt.mxd)
11/12/14 -- KM

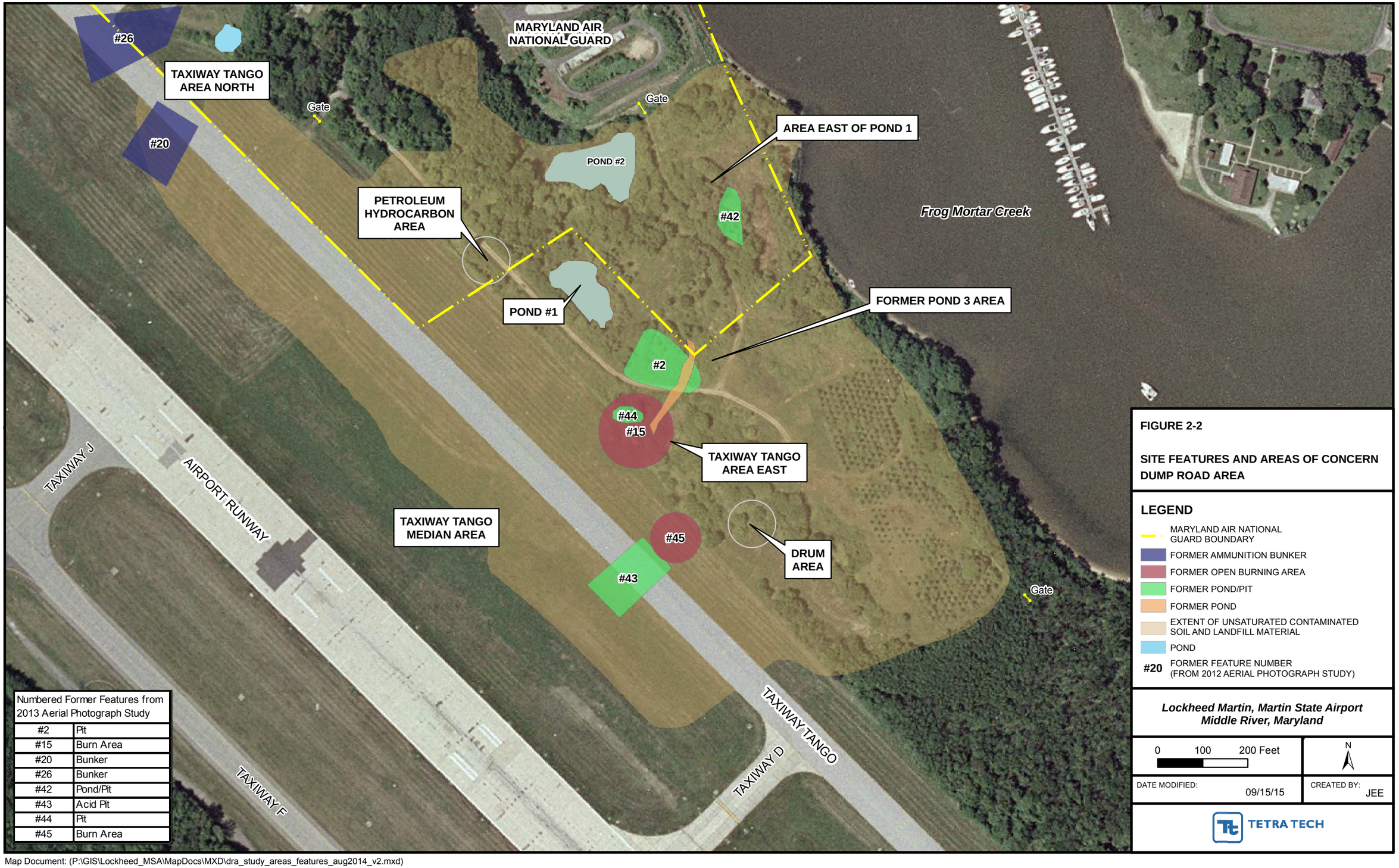

Numbered Former Features from 2013 Aerial Photograph Study	
#2	Pit
#15	Burn Area
#20	Bunker
#26	Bunker
#42	Pond/Pit
#43	Acid Pit
#44	Pit
#45	Burn Area

FIGURE 2-2

SITE FEATURES AND AREAS OF CONCERN
DUMP ROAD AREA

LEGEND

- MARYLAND AIR NATIONAL GUARD BOUNDARY
- FORMER AMMUNITION BUNKER
- FORMER OPEN BURNING AREA
- FORMER POND/PIT
- FORMER POND
- EXTENT OF UNSATURATED CONTAMINATED SOIL AND LANDFILL MATERIAL
- POND
- #20 FORMER FEATURE NUMBER (FROM 2012 AERIAL PHOTOGRAPH STUDY)

Lockheed Martin, Martin State Airport
Middle River, Maryland

0 100 200 Feet

N

DATE MODIFIED: 09/15/15

CREATED BY: JEE

TETRA TECH

Map Document: (P:\GIS\Lockheed_MSA\MapDocs\MXD\dra_study_areas_features_aug2014_v2.mxd)
09/15/15 -- JEE

Section 3
Investigation Approach and Methodology

Previous surface-water sampling data for Frog Mortar Creek support the need for additional investigations to assess the extent to which surface water is affected by groundwater discharged from the Dump Road Area (DRA). The volatile organic compounds (VOCs) trichloroethene (TCE) and vinyl chloride (VC) have previously been detected in Frog Mortar Creek surface water samples at concentrations exceeding ecological and/or human health screening-criteria; these analytes have also been detected in groundwater at the DRA. Surface water data obtained from Frog Mortar Creek were used to evaluate the chemical concentrations detected with respect to United States Environmental Protection Agency (USEPA) or Maryland screening levels for these constituents. These screening criteria include USEPA national recommended water quality criteria (NRWQC), Maryland ambient water quality criteria (AWQC), USEPA Biological Technical Advisory Group (BTAG) surface water screening-benchmarks, and site-specific screening levels for swimming developed by Lockheed Martin Corporation (Lockheed Martin).

The June 2016 sampling event is the second of six surface-water sampling rounds planned for 2016. The June sampling round assessed water quality in late spring, when some water-recreation is expected in Frog Mortar Creek. The next sampling round is scheduled for July 2016.

3.1 SURFACE WATER SAMPLING

3.1.1 Surface Water Sampling and Chemical Analyses

Forty-four surface water samples were collected from Frog Mortar Creek, adjacent to the DRA site, on June 14, 2016. Sampling locations are shown in Figure 3-1. Four samples were collected along each of nine transects spaced approximately 350 feet apart along the western shoreline of Frog Mortar Creek; these transects are designated MSA-SW37, MSA-SW38, MSA-SW39, MSA-SW40, MSA-SW41, MSA-SW42, MSA-SW43, MSA-SW44, and MSA-SW45. Four

samples were also collected along a transect extending out from the eastern shoreline of the creek at 3301 Edwards Lane (EL); this transect is designated EL-SW01 (see Figure 3-1). Four additional near-shore samples were collected between transects MSA-SW42 and MSA-SW40 (MSA-SW46A), MSA-SW40 and MSA-SW38 (MSA-SW47A), MSA-SW38 and MSA-SW41 (MSA-SW48A), and MSA-SW41 and MSA-SW43 (MSA-SW49A). These four locations were first sampled in July 2015 to assess constituent concentrations between transects with the highest VOC concentrations, and will be included in all 2016 sampling rounds.

Along each transect, one sample was collected near the shoreline ("A" sample), one was collected approximately 50 feet from the shoreline ("B" sample), one was collected approximately 100 feet from the shoreline ("C" sample), and one was collected approximately 200 feet from the shoreline ("D" sample). All samples were collected approximately one foot below the water surface at sampling locations surveyed in the Maryland State Plane North American Datum 1983 (in feet) using a handheld global positioning system receiver.

Western-shoreline transect samples (MSA-SW37 through MSA-SW45) were analyzed for the following:

- VOCs by SW846 Method 8260C (including Freon 113 [1,1,2-trichloro-1,2,2-trifluoroethane], Freon 22 [chlorodifluoromethane] and tentatively identified compounds)
- dissolved metals (filtered in the field) by SW846 Methods 6020/7470A
- hardness by Standard Method SM 2340B
- hexavalent chromium by USEPA Method 218.6

Historically, metals exceedances (above the screening criteria) have been limited to areas adjacent to or near the western shoreline (i.e., main-channel metal concentrations were less than the screening criteria), so the eastern shoreline-transect samples (i.e., EL-SW01A–D) were not analyzed for metals; they were analyzed only for VOCs. Western-shoreline samples MSA-SW46A through MSA-SW49A were analyzed for VOCs by SW846 Method 8260C (including Freon 113 [1,1,2-trichloro-1,2,2-trifluoroethane], Freon 22 [chlorodifluoromethane] and tentatively identified compounds). Hexavalent chromium and total chromium have been detected in DRA

groundwater; therefore, all western-shoreline samples except SW46A–SW49A were also analyzed for hexavalent chromium.

Table 3-1 lists analytical parameters for Frog Mortar Creek surface water samples. Water quality parameters (including temperature, pH, specific conductance, salinity, turbidity, dissolved oxygen, and oxidation-reduction potential) were measured and recorded at the time of sampling, as was the water depth at all surface water sampling locations. Sampling information was documented on sample log sheets (see Appendix A).

Tidal-gauge water measurements were also obtained from the staff gauge at 3301 Edwards Lane before (2.72 feet at 08:40 hours) and after (2.79 feet at 13:20 hours) sampling. Mean tidal-flux in the Middle River, Maryland area is approximately 1.6 feet (National Oceanic and Atmospheric Administration [NOAA], 2015). Lockheed Martin conducted a study in 2011 to ascertain the effects of tides and sampling depths on contaminant concentrations in Frog Mortar Creek (Tetra Tech, 2012). The tidal phase relative to the time of sample collection appears to influence the VOC concentrations detected, particularly in the samples collected 50 feet from shore. In general, VOC concentrations in "B-series" samples (collected 50 feet from shore) were greater at low tide than at high tide, irrespective of sampling depth. Therefore, during this sampling round, all samples were collected during low tide.

Samples were collected as grab samples from approximately one foot below the water surface using the direct-fill sampling technique. VOC samples were collected using a stainless steel discrete-interval sampler (also known as a "bacon bomb" sampler). The sampler was lowered to approximately one foot below the water surface, the check valve was engaged to allow the sampler to fill, the sampler was then brought to the surface, and the water was removed through a valve to fill three laboratory-cleaned, hydrochloric-acid preserved, 40-milliliter sample vials. The discrete-interval sampler was cleaned after each use by rinsing it with distilled water over the creek. No decontamination fluids were collected during this sampling event.

Hexavalent chromium samples were collected in pre-cleaned bottles containing no sample preservatives (i.e., no nitric acid for preservation, as compared to other metal samples). Each bottle was submerged approximately one foot below the water surface and allowed to fill. Hexavalent chromium samples were expedited to the laboratory so they could be analyzed within the

prescribed 24-hour (since collection) holding time. Field-filtered metals samples (i.e., samples for metals other than hexavalent chromium) were collected using a peristaltic pump and preserved to the appropriate pH level in the field with nitric acid. No duplicates were collected during this sampling round. A trip blank (one per cooler containing VOC samples) was submitted for VOC analysis for quality assurance/quality control purposes.

3.1.2 Documentation

A master site logbook was maintained as an overall record of site field activities. Sample documentation includes completed chain of custody forms and surface-water-specific sample log sheets. Chain of custody forms are standardized to summarize and document pertinent sample information, such as sample identification and type, matrix, date and time of collection, preservation, and the analysis requested. Sample-custody procedures document sample acquisition and integrity. Surface water sample log sheets are in Appendix A. Chain of custody forms and data-validation reports are in Appendix B (on compact disc).

3.1.3 Sample Nomenclature and Handling

Surface water samples collected from transects MSA-SW37 through MSA-SW49 are identified with a unique sample-identification tag. Surface water samples are labeled with an "MSA-SW" prefix, followed by the sample transect number, the profile location ("A," "B," "C," or "D"), and the six-digit sampling date. Similarly, surface water samples collected from Edwards Lane transects are identified with an "EL-SW01" prefix, the profile location ("A," "B," "C," or "D"), and the six-digit sampling date. For example, the surface water sample collected on June 14, 2016 from MSA-SW37A would be labeled "MSA-SW37A-061416." The trip blank was labeled with a "TB" prefix followed by the sample's six-digit submittal date (e.g., TB-061416).

Sample handling includes field-related considerations concerning the selection of sample containers, preservatives, allowable holding times, and analyses requested. Proper custody procedures were followed throughout all phases of sample collection and handling. Chain of custody protocols were used throughout sample handling to assure the evidentiary integrity of sample containers. These protocols demonstrate that the samples were handled and transferred in a manner that would prevent or detect possible tampering.

Sample containers were released under signature from the laboratory and accepted under signature by the sampler(s) or other individual(s) responsible for maintaining custody, until the sample containers could be transferred to the sampler(s). Transport containers returning to the laboratory were sealed with strapping tape and a tamper-resistant custody seal. The custody seal contains the signature of the individual releasing the transport container, along with the date and time.

3.1.4 Equipment Decontamination

This project required minimal equipment decontamination. Both dedicated and disposable equipment were used for surface water sampling to reduce decontamination activities and eliminate potential sample cross-contamination. The discrete-interval sampler was cleaned after each use by rinsing with distilled water. Equipment was cleaned over the (creek) water after each sample had been collected. No decontamination fluids were collected during sampling.

3.1.5 Waste Management

Investigation-derived waste (IDW) consisted of personal protective equipment (PPE) and disposable equipment (filters, tubing, etc.) generated during field sampling. PPE IDW was brushed off, placed in trash bags along with the disposable equipment, and disposed of in a facility trash receptacle designated by facility personnel.

3.2 DATA MANAGEMENT

Laboratory data-handling procedures met the requirements of the laboratory subcontract. All analytical and field data are maintained in project files, including copies of chain of custody forms, sample log forms, sampling location maps, and documentation of quality assurance and data corrections.

3.2.1 Data Tracking and Control

A cradle-to-grave sample tracking system was used from the beginning to the end of sampling. The field operations leader began and coordinated sample tracking before mobilizing the sampling team to the field. Preprinted sample-container labels generated before fieldwork began were reviewed to ensure that they were accurate and adhered to work plan requirements. The project manager coordinated with the analytical laboratory to ensure that the laboratory was aware of the number and type of samples and analyses that would be submitted.

During field sampling, the field operations leader forwarded the chain of custody form to a designated project assistant and to the laboratory. The project assistant confirmed that the chain of custody provided the information required by the work plan. This allowed early detection of errors made in the field so that adjustments could be made before sample analyses.

After successful completion of all requested analyses, the laboratory submitted an electronic deliverable for each sample delivery group. When all electronic deliverables had been received from the laboratory, the project assistant checked the laboratory submittal to determine whether the laboratory had performed all analyses requested. All analyses requested for this project were performed.

3.2.2 Sample Information

Data from field measurements were recorded using appropriate sample log sheets and then summarized in tabular form, as were the raw instrument-data from the laboratory. The field operations leader verified field data daily; laboratory data were verified by the group supervisor and then by the laboratory's quality control/documentation department. Sample log sheets are in Appendix A.

3.2.3 Project Data Compilation

The analytical laboratory generated an Adobe *Acrobat*® portable document format (PDF) file of the analytical data package, as well as an electronic database deliverable. The electronic database was checked against the PDF file provided by the laboratory and updated as required based on data-qualifier flags applied during data validation. All data, such as units of measure and chemical nomenclature, were corrected as necessary to be consistent with the project database.

3.2.4 Geographic Information System

Data management systems for this investigation consist of a relational database and geographic information system (GIS) to manage environmental information pertaining to Martin State Airport (MSA). The relational database stores chemical, geological, hydrogeological, and other environmental data collected during environmental investigations. The GIS is created from the relational database and contains subsets of the larger data pool. The GIS allows environmental data to be posted onto base maps to graphically represent project information. Compiled sampling, chemical, and positional data from this investigation were incorporated into the GIS.

3.3 DATA REVIEW

Data from the laboratory were entered into a sample database and evaluated against risk-based criteria. Data were validated (to evaluate data completeness, holding times, calibrations, precision, accuracy, laboratory and field-blank contamination, and detection limits) concurrent with the data evaluation. These reviews were based on the *USEPA Region III Modifications to the National Functional Guidelines for Data Review* (USEPA, 1993 and 1994) and the specifics of the analytical methods used. Data from this sampling event consist of chemical results for surface-water samples. Data-validation reports and chain of custody forms are in Appendix B (on compact disc) as PDF files. A table with all analytical data for June 2016 Frog Mortar Creek surface water samples, including nondetects, is in Appendix C.

Collectively, these data are acceptable for their intended uses (site characterization and risk assessment), except for data qualified as unreliable (UR flag). The data qualifiers (i.e., flags) listed below were applied to the chemical results presented in this report. Several flags appear in the chemical-results tables in Section 4, and all flags appear in Appendices B and C:

J The analyte is considered present in the sample, but the value is estimated and may not meet highest accuracy or precision standards. In this program, samples were qualified with "*J*" because quantitation was above the method detection limit but below the laboratory reporting-limit.

U Not detected; the analyte is considered not detected at the reported value.

UJ The analyte is not detected. However, the quantitation or detection limit may be inaccurate or imprecise.

UR The analyte was not detected, but the result is unreliable due to serious deficiencies in satisfying quality control criteria.

Table 3-1

List of Samples and Chemical Analyses for Surface Water-June 2016
Frog Mortar Creek
Lockheed Martin, Martin State Airport, Middle River, Maryland

	Analyses Performed[1] (Method)			
	Volatile Organic Compounds[2]	Dissolved Metals	Hexavalent Chromium	Hardness
Sample Location ID	(USEPA 8260C)	(USEPA 6020/7470A)	(USEPA 218.6)	(SM 2340B)
MSA-SW37A	X	X	X	X
MSA-SW37B	X	X	X	X
MSA-SW37C	X	X	X	X
MSA-SW37D	X	X	X	X
MSA-SW38A	X	X	X	X
MSA-SW38B	X	X	X	X
MSA-SW38C	X	X	X	X
MSA-SW38D	X	X	X	X
MSA-SW39A	X	X	X	X
MSA-SW39B	X	X	X	X
MSA-SW39C	X	X	X	X
MSA-SW39D	X	X	X	X
MSA-SW40A	X	X	X	X
MSA-SW40B	X	X	X	X
MSA-SW40C	X	X	X	X
MSA-SW40D	X	X	X	X
MSA-SW41A	X	X	X	X
MSA-SW41B	X	X	X	X
MSA-SW41C	X	X	X	X
MSA-SW41D	X	X	X	X
MSA-SW42A	X	X	X	X
MSA-SW42B	X	X	X	X
MSA-SW42C	X	X	X	X
MSA-SW42D	X	X	X	X
MSA-SW43A	X	X	X	X
MSA-SW43B	X	X	X	X
MSA-SW43C	X	X	X	X
MSA-SW43D	X	X	X	X
MSA-SW44A	X	X	X	X
MSA-SW44B	X	X	X	X
MSA-SW44C	X	X	X	X
MSA-SW44D	X	X	X	X
MSA-SW45A	X	X	X	X
MSA-SW45B	X	X	X	X
MSA-SW45C	X	X	X	X
MSA-SW45D	X	X	X	X
MSA-SW46A	X			
MSA-SW47A	X			
MSA-SW48A	X			
MSA-SW49A	X			
EL-SW01A	X			
EL-SW01B	X			
EL-SW01C	X			
EL-SW01D	X			

1 Temperature, pH, specific conductance, salinity, turbidity, dissolved oxygen, and oxidation-reduction potential of each sample was measured and recorded in the field

2 Includes Freon 113 (1,1,2-trichloro-1,2,2-trifluoroethane), Freon 22 (chlorodifluoromethane), and tentatively identified compounds

SM - standard method

USEPA - United States Environmental Protection Agency



FIGURE 3-1

JUNE 2016 SURFACE WATER SAMPLING LOCATIONS FROG MORTAR CREEK

LEGEND

- SURFACE WATER SAMPLING LOCATION
- GROUNDWATER MONITORING WELL
- ABANDONED WELL
- OUTLINE OF FORMER COVE
- MARYLAND AIR NATIONAL GUARD BOUNDARY
- EXTENT OF UNSATURATED CONTAMINATED SOIL AND LANDFILL MATERIAL - DUMP ROAD AREA
- POND

Samples collected June 14, 2016.
2014 aerial photograph provided by U.S. Geological Survey.

Lockheed Martin, Martin State Airport
Middle River, Maryland

0 150 300 Feet

N

DATE MODIFIED: 08/24/16

CREATED BY: JEE

TETRA TECH

Map Document: (P:\GIS\Lockheed_MSA\MapDocs\MXD\fmc_sw_samplocs_jun2016.mxd)
08/24/16 -- JEE

Section 4
Results

4.1 SURFACE WATER DATA AND SCREENING CRITERIA

Validated chemical data from the Frog Mortar Creek surface water samples collected in June 2016 were used to generate a statistical summary table (Table 4-1) and a table summarizing positive detections of chemical analytes (Table 4-2). Samples were analyzed for volatile organic compounds (VOCs) (including fuel-related compounds such as benzene, toluene, ethylbenzene, and xylenes [BTEX]), dissolved (i.e., filtered) metals, hexavalent chromium, and hardness. The eastern-shoreline-transect samples (e.g., EL-SW01) were analyzed for VOCs only, for the reasons described in Section 3.1.1. Table 4-2 compares surface water sampling results to several applicable screening criteria, including:

- United States Environmental Protection Agency (USEPA) Region 3 Biological Technical Advisory Group (BTAG) freshwater screening-benchmarks (USEPA, 2006)
- USEPA national recommended water quality criteria (NRWQC) for acute and chronic aquatic-organism exposures, and NRWQC for human health aquatic-organism-consumption (USEPA, 2002, 2009)
- Maryland ambient water quality criteria (AWQC) for acute and chronic aquatic-organism exposures, and AWQC for human health aquatic-organism-consumption (*Code of Maryland Regulations* [COMAR], 2016)
- site-specific screening levels for swimming developed for trichloroethene (TCE), *cis*-1,2-dichloroethene (*cis*-1,2-DCE), and vinyl chloride (VC)

NRWQC, AWQC, and most BTAG screening levels for metals represent concentrations of dissolved metals in the water column; therefore, only dissolved-metals analyses were performed. BTAG screening levels for arsenic and molybdenum are based on total metals concentrations. Since only dissolved metals were analyzed during this sampling round, results for these two metals are not directly comparable to BTAG criteria. NRWQC and BTAG screening values for five dissolved metals (cadmium, copper, lead, nickel, and zinc) were adjusted using the

USEPA recommended value for hardness (400 milligrams per liter [mg/L]) provided in *National Recommended Water Quality Criteria* (USEPA, 2002, 2009) and *Region III Biological Technical Advisory Group Freshwater Screening Benchmarks* (USEPA, 2006). This value is recommended by USEPA when site-specific data indicate high hardness levels (i.e., greater than 400 mg/L), as was reported during this sampling round.

TCE, *cis*-1,2-DCE, and VC results are also compared to site-specific screening levels developed by Lockheed Martin Corporation (Lockheed Martin) at the request of the Maryland Department of the Environment; these values are used to assess risks posed to recreational users of Frog Mortar Creek. These screening levels were developed to protect the health of swimmers near the Dump Road Area (DRA) shoreline, assuming that they have long-term exposure to surface water (i.e., assumed swimming of 4 hours per day for 70 days per year for 30 years). These swimming criteria are used because they provide the most conservative (i.e., most protective) screening levels for Frog Mortar Creek.

Gray shading in Table 4-2 indicates a result that exceeds one or more of the constituent's surface-water screening criteria. Figures 4-1 through 4-3 show the concentrations of TCE, *cis*-1,2-DCE, and VC (respectively) detected in June 2016 Frog Mortar Creek samples. A table summarizing analytical data, including nondetect results and detection limits, is attached as Appendix C.

4.2 SURFACE WATER SAMPLING RESULTS

Several VOCs and metals were detected in the June 2016 surface water samples; results are summarized below and in Tables 4-1 and 4-2. Since most data discussed herein share the "MSA" prefix, this prefix is dropped when referring to transects or samples (e.g., "SW39" refers to transect MSA-SW39) to improve readability. Any discussion related to samples collected from the Edwards Lane transect (e.g., EL-SW01A) will be similarly identified (i.e., SW01A–SW01D) in the text. In addition, many of the lower VOC detections were estimated (i.e., *J*-qualified); the qualifier (flag) is also dropped in the following discussion to improve readability (see Table 4-2 for these details).

4.2.1 Volatile Organic Compounds

The most frequently detected chlorinated VOCs (cVOCs) are TCE, *cis*-1,2-DCE, and VC; these three VOCs are also the primary cVOCs detected in the DRA groundwater plume. In general, VOC

concentrations in June 2016 are lower than those detected during the previous sampling event in March 2016. The highest TCE concentrations were detected at sampling locations SW43B and SW48A (both 3.8 micrograms per liter [µg/L]), SW38A (3.4 µg/L), and SW43A (3.4 µg/L). The highest *cis*-1,2-DCE and VC concentrations were detected at SW43A (6.2 µg/L and 3.9 µg/L, respectively). VOC concentrations in all June 2016 surface water samples are less than human health consumption-of-organism and ecological screening-levels. All of the TCE and *cis*-1,2-DCE concentrations are below the site-specific swimming criteria (10 µg/L and 300 µg/L, respectively). However, fifteen June 2016 VC concentrations (0.81–3.9 µg/L), predominantly in near-shore samples adjacent to the DRA, exceed the site-specific swimming screening level (0.7 µg/L). VC concentrations in all other samples are below this screening level.

The highest TCE concentration detected in June 2016 is 3.8 µg/L (at both SW-43A and SW48A), a concentration less than one-half the highest TCE concentration last sampling round in March 2016 (9.2 µg/L), but similar to the concentration one year ago in June 2015 (4.1 µg/L). Similarly, the highest concentrations of *cis*-1,2-DCE and VC in June 2016 (6.2 µg/L and 3.9 µg/L, respectively) are lower than last sampling round in March 2016 (14 µg/L and 11 µg/L, respectively), and one year ago in June 2015 (9.9 µg/L and 5.8 µg/L, respectively).

TCE was detected in all 44 samples, at concentrations ranging from 0.22 µg/L to 3.8 µg/L (Table 4-1 and Figure 4-1). In prior sampling, surface water samples from transects SW38, SW40, and SW41 on the western-shore of Frog Mortar Creek have typically had the highest TCE concentrations. The June 2016 TCE results maintain this trend, although moderate concentrations also occurred further to the south at locations SW49A (3.3 µg/L) through SW45A (2.7 µg/L).

Historically, TCE concentrations tend to decrease with increased distance from the shoreline, with the highest concentrations usually detected in shoreline ("A") samples. This trend is evident in the central and southern transects (SW40, SW38, SW41, SW-43, SW-44, and SW-45), where higher-concentration gradients appear to be present. The trend is less evident in transects in the northern and southern extents of the study area (SW-37, SW42, and SW39), as well as in the SW01 transect along the western shore. Conversely, the southernmost transect, SW39, and western shore transect SW01, appear to illustrate reversed distributions, as TCE concentrations increase with increased distance from the shore.

Consistent with previous sampling rounds, TCE concentrations in samples collected from the eastern shoreline transect (SW01) are lower than in samples from the western shoreline transects. TCE was detected in all samples collected from the transect SW01, with concentrations ranging from 0.24–0.71 µg/L. TCE results for the transect SW01 samples in June 2016 are higher than in March 2016 (nondetect), but are similar to concentrations found in June 2015 (0.23–0.56 µg/L).

cis-1,2-DCE was detected in 32 of 44 samples at concentrations ranging from 0.29 µg/L to 6.2 µg/L (Table 4-1 and Figure 4-2) (below the site-specific swimming criterion of 300 µg/L). *cis*-1,2-DCE concentrations were generally highest in the central transects, with SW43 producing the two highest concentrations (6.2 µg/L at SW43A and 5.9 µg/L at SW43B), and other relatively high concentrations detected in transects SW38 (4.8 µg/L [SW38A] and 3.7 µg/L [SW38B]), SW41 (3.8 µg/L [SW41A]), and SW45 (3.7 µg/L [SW45A]), as well as at the single-sample location SW49A (3.8 µg/L). The concentration distribution is similar to that of TCE, as is also true of the *cis*-1,2-DCE concentrations detected in previous rounds, with regard to the tendency for concentrations to decrease with increased distance from the shore. As shown in Figure 4-2, this distribution is clearly reflected by the *cis*-1,2-DCE concentrations from the June 2016 sampling round, with all but three western-shore transects showing decreased concentrations with distance from the shore.

VC was detected less frequently than TCE and *cis*-1,2-DCE during the June 2016 sampling round (in 18 of 44 samples; see Table 4-1), but its frequency is similar to previous rounds (18 of 44 samples in March 2016, and 16 of 40 samples in June 2015). VC concentrations detected in June 2016 range from 0.30 µg/L to 3.9 µg/L (Table 4-2). VC was detected in all near-shore single-sampling locations (SW46A through SW49A), and in at least one sample from all transects except for the southernmost (SW39), northernmost (SW37A), and eastern shore (SW01) transects.

The maximum VC concentration detected during this round (3.9 µg/L at SW43A) is less than half of the maximum recorded in March 2016 (11 µg/L at SW38A and SW48A), but is only slightly less than the maximum in June 2015 (5.8 µg/L at SW38A). VC concentrations at 15 locations (including SW38A [2.1 µg/L], SW38B [2.5 µg/L], SW40A [1.0 µg/L], SW40B [1.1 µg/L], SW41A [2.6 µg/L], SW41B [0.81 µg/L], SW42A [1.4 µg/L], SW43A [3.9 µg/L], SW43B [2.6 µg/L], SW44A [1.3 µg/L], SW45A [1.4 µg/L], SW46A [0.9 µg/L], SW47A [1.3 µg/L], SW48A [1.6 µg/L], and SW49A [2.6 µg/L]) exceeded the swimming criterion of 0.7 µg/L during

this sampling event. VC concentrations exceeded the swimming criterion at ten near-shore locations in March 2016 (the previous sampling round), and at five near-shore locations in June 2015 (one year ago). Five additional VOCs (*o*-xylenes, *m*+*p*-xylenes, total xylenes, acetone, and toluene) were detected at concentrations less than ecological screening-levels. Six VOCs were detected in addition to TCE, *cis*-1,2-DCE, and VC during the last round in March 2016, and six additional VOCs were detected a year ago in June 2015.

4.2.2 Metals

Concentrations of dissolved barium (30–37 µg/L) at all 36 locations (for which barium was analyzed for) exceeded its lowest screening level (4 µg/L). The highest barium concentration was detected near the shoreline at SW39A. Barium concentrations in June 2016 are higher than those detected in the last round in March 2016 (18–22 µg/L) and last year in June 2015 (23–27 µg/L). Barium is ubiquitous in creek samples, and has been detected at varying narrow concentration ranges in all samples collected in the creek since its first analysis in 2010. Similar to most previous sampling rounds, but in contrast to the March 2016 round, arsenic concentrations (1.2-2.0 µg/L) detected during this round exceed the lowest screening level (1.4 µg/L) in every sample for which it was analyzed, except for SW42A (1.2 µg/L). All of the June 2016 arsenic concentrations are, however, less than the background arsenic concentrations (2.2–3.9 µg/L) collected as part of Lockheed Martin's larger-scale 2007–2008 Frog Mortar Creek investigation (Tetra Tech, 2009).

4.2.3 Hexavalent Chromium

Hexavalent chromium and total chromium have been detected in DRA groundwater, and were therefore analyzed for in surface water in the June 2016 and previous sampling rounds. Hexavalent chromium was not detected in the June 2016 Frog Mortar Creek samples. Prior sampling indicated the presence of hexavalent chromium in Frog Mortar Creek samples at low concentrations within small concentration ranges (e.g., 0.028–0.085 µg/L in March 2015, 0.12–0.16 µg/L in June 2015, and 0.12–0.18 µg/L in March 2016), or not detected (e.g., not detected in December 2015, and detected in only 61% of March 2015 samples). The June 2016 results are consistent with previous sampling results that indicate hexavalent chromium concentrations are below the most protective (i.e., lowest) ecological screening criterion used for Frog Mortar Creek.

4.3 UPCOMING 2016 SAMPLING ROUNDS

Lockheed Martin will sample surface water at the same Frog Mortar Creek sampling locations in July, August, September, and December 2016.

Table 4-1

Summary of Analytes Detected in Surface Water Samples-June 2016
Frog Mortar Creek
Lockheed Martin Middle River Complex, Middle River, Maryland

Parameter	June 2016 Frog Mortar Creek Surface Water Samples								
	Frequency		Minimum concentration detected	Maximum concentration detected	Minimum concentration non-detect	Maximum concentration non-detect	Sample(s) of maximum concentration detected	Average of detected results	Average of all results
	Number	Percent							
Volatile organic compounds (µg/L)									
TRICHLOROETHENE	44/44	100	0.22 J	3.8	--	--	MSA-SW43B,48A-061416	1.20	1.20
CIS-1,2-DICHLOROETHENE	32/44	73	0.29 J	6.2	0.26 U	0.26 U	MSA-SW43A-061416	1.74	1.30
VINYL CHLORIDE	18/44	41	0.3 J	3.9	0.29 U	0.29 U	MSA-SW43A-061416	1.57	0.73
ACETONE	2/44	5	1 J	1.2 J	0.94 U	0.94 U	MSA-SW40D-061416	1.1	0.499
M+P-XYLENES	1/44	2	1.1 J	1.1 J	0.24 U	0.24 U	MSA-SW38A-061416	1.1	0.142
O-XYLENE	1/44	2	0.28 J	0.28 J	0.25 U	0.25 U	MSA-SW38A-061416	0.28	0.129
TOLUENE	1/44	2	0.33 J	0.33 J	0.23 U	0.23 U	MSA-SW38B-061416	0.33	0.120
TOTAL XYLENES	1/44	2	1.4 J	1.4 J	0.52 U	0.52 U	MSA-SW38A-061416	1.4	0.286
TOTAL XYLENES DETECTED	1/44	2	1.38	1.38	0.24 U	0.24 U	MSA-SW38A-061416	1.38	0.031
Dissolved metals (µg/L)									
ARSENIC	36/36	100	1.2 J	2 J	--	--	MSA-SW38B,41A-061416	1.73	1.73
BARIUM	36/36	100	30	37	--	--	MSA-SW39A-061416	33.5	33.5
COPPER	36/36	100	2.6	6.2	--	--	MSA-SW42D-061416	4.27	4.27
MOLYBDENUM	36/36	100	1.5 J	1.8 J	--	--	MSA-SW40A,41A-061416	1.62	1.62
NICKEL	36/36	100	1.5 J	2.3	--	--	MSA-SW45A-061416	1.87	1.87
VANADIUM	36/36	100	0.3 J	0.73 J	--	--	MSA-SW38B-061416	0.528	0.528
ANTIMONY	16/36	44	0.16 J	0.45 J	0.16 U	0.16 U	MSA-SW37B-061416	0.220	0.142
ZINC	5/36	14	7.4 J	11 J	7.3 U	7.3 U	MSA-SW40D-061416	8.70	4.35
TUNGSTEN	3/36	8	0.59 J	0.64 J	0.5 U	0.5 U	MSA-SW37B-061416	0.617	0.281
CADMIUM	1/36	3	0.11 J	0.11 J	0.085 U	0.42 U	MSA-SW42A-061416	0.110	0.095
CHROMIUM	1/36	3	1.5 J	1.5 J	0.6 U	0.6 U	MSA-SW38B-061416	1.50	0.33
COBALT	1/36	3	0.27 J	0.27 J	0.13 U	0.58 U	MSA-SW42A-061416	0.270	0.138
Miscellaneous parameters (mg/L)									
CALCIUM HARDNESS AS $CaCO_3$	36/36	100	120	130	--	--	MSA-SW39A, 39B, 40A, 41A, 41B, 45A-061416	121.7	121.7
HARDNESS AS $CaCO_3$	36/36	100	580	640	--	--	MSA-SW39A, 39B, 40A, 41A, 41B, 44B,45A-061416	612.2	612.2
MAGNESIUM HARDNESS AS $CaCO_3$	36/36	100	460	520	--	--	MSA-SW39A-061416	491.1	491.1

For non-detects, 1/2 sample quantitation limit was used as a proxy concentration.
1/2 the detection limit was used for B qualified data.
-- Value not available because frequency of detection is 100 percent (i.e., no non-detect concentrations).
$CaCO_3$ - calcium carbonate
EL - Edwards Lane
J - estimated value
µg/L - micrograms per liter
mg/L - milligrams per liter
MSA - Martin State Airport
SW - surface water
U - not detected at the concentration shown left of the letter

Table 4-2

Detected Analytes and Screening Level Exceedances in Surface Water Samples-June 2016
Frog Mortar Creek
Lockheed Martin, Martin State Airport, Middle River, Maryland
Page 1 of 12

Sample ID Sample date Matrix	National Recommended Water Quality Criteria[1] Freshwater Acute	National Recommended Water Quality Criteria[1] Freshwater Chronic	Ecological Surface Water Screening Level[2]	Human Health Consumption of Organism Only[1][3]	Swimming Screening Levels[4]	EL-SW01A-061416 20160614 SW	EL-SW01B-061416 20160614 SW	EL-SW01C-061416 20160614 SW	EL-SW01D-061416 20160614 SW
Volatile organic compounds (µg/L)									
ACETONE	NA	NA	1500	NA	NA	--	--	--	--
CIS-1,2-DICHLOROETHENE	NA	NA	590[5]	NA	300	--	--	--	0.35 J
M+P-XYLENES	NA	NA	NA	NA	NA	--	--	--	--
O-XYLENE	NA	NA	NA	NA	NA	--	--	--	--
TOLUENE	NA	NA	2	15000	NA	--	--	--	--
TOTAL XYLENES	NA	NA	13	NA	NA	--	--	--	--
TOTAL XYLENES DETECTED	NA	NA	13	NA	NA	--	--	--	--
TRICHLOROETHENE	NA	NA	21	300 [3]	10	0.27 J	0.28 J	0.24 J	0.71 J
VINYL CHLORIDE	NA	NA	930	24 [3]	0.7	--	--	--	--
Dissolved metals (µg/L)									
ANTIMONY	NA	NA	30	640	NA	NA	NA	NA	NA
ARSENIC	340	NA[6]	NA [6]	1.4 [3]	NA	NA	NA	NA	NA
BARIUM	NA	NA	4	NA	NA	NA	NA	NA	NA
CADMIUM	7.46 [7]	0.64 [7]	0.64 [7]	NA	NA	NA	NA	NA	NA
CHROMIUM	1773[7]	231[7]	231[7]	NA	NA	NA	NA	NA	NA
COBALT	NA	NA	23	NA	NA	NA	NA	NA	NA
COPPER	49.6 [7]	29.3 [7]	29.3 [7]	NA	NA	NA	NA	NA	NA
MOLYBDENUM	NA	NA[6]	NA [6]	NA	NA	NA	NA	NA	NA
NICKEL	1513 [7]	168 [7]	168 [7]	4600	NA	NA	NA	NA	NA
TUNGSTEN	NA	NA	NA	NA	NA	NA	NA	NA	NA
VANADIUM	NA	NA	20	NA	NA	NA	NA	NA	NA
ZINC	379 [7]	382 [7]	382 [7]	26000	NA	NA	NA	NA	NA
Miscellaneous parameters (mg/L)									
CALCIUM HARDNESS AS CACO3	NA	NA	NA	NA	NA	NA	NA	NA	NA
HARDNESS AS CACO3	NA	NA	NA	NA	NA	NA	NA	NA	NA
MAGNESIUM HARDNESS AS	NA	NA	NA	NA	NA	NA	NA	NA	NA

Table 4-2

Detected Analytes and Screening Level Exceedances in Surface Water Samples-June 2016
Frog Mortar Creek
Lockheed Martin, Martin State Airport, Middle River, Maryland
Page 2 of 12

Sample ID Sample date Matrix	National Recommended Water Quality Criteria[1] Freshwater Acute	 Chronic	Ecological Surface Water Screening Level[2]	Human Health Consumption of Organism Only[1][3]	Swimming Screening Levels[4]	MSA-SW37A-061416 20160614 SW	MSA-SW37B-061416 20160614 SW	MSA-SW37C-061416 20160614 SW	MSA-SW37D-061416 20160614 SW
Volatile organic compounds (µg/L)									
ACETONE	NA	NA	1500	NA	NA	--	--	--	--
CIS-1,2-DICHLOROETHENE	NA	NA	590[5]	NA	300	--	--	--	--
M+P-XYLENES	NA	NA	NA	NA	NA	--	--	--	--
O-XYLENE	NA	NA	NA	NA	NA	--	--	--	--
TOLUENE	NA	NA	2	15000	NA	--	--	--	--
TOTAL XYLENES	NA	NA	13	NA	NA	--	--	--	--
TOTAL XYLENES DETECTED	NA	NA	13	NA	NA	--	--	--	--
TRICHLOROETHENE	NA	NA	21	300 [3]	10	0.22 J	0.24 J	0.36 J	0.32 J
VINYL CHLORIDE	NA	NA	930	24 [3]	0.7	--	--	--	--
Dissolved metals (µg/L)									
ANTIMONY	NA	NA	30	640	NA	0.38 J	0.45 J	0.22 J	0.19 J
ARSENIC	340	NA[6]	NA [6]	1.4 [3]	NA	1.7 J	1.8 J	1.7 J	1.8 J
BARIUM	NA	NA	4	NA	NA	34	33	32	34
CADMIUM	7.46 [7]	0.64 [7]	0.64 [7]	NA	NA	--	--	--	--
CHROMIUM	1773[7]	231[7]	231[7]	NA	NA	--	--	--	--
COBALT	NA	NA	23	NA	NA	--	--	--	--
COPPER	49.6 [7]	29.3 [7]	29.3 [7]	NA	NA	3.8	4.2	4.6	5.1
MOLYBDENUM	NA	NA[6]	NA [6]	NA	NA	1.6 J	1.7 J	1.6 J	1.6 J
NICKEL	1513 [7]	168 [7]	168 [7]	4600	NA	2	1.9 J	1.7 J	1.6 J
TUNGSTEN	NA	NA	NA	NA	NA	0.59 J	0.64 J	--	--
VANADIUM	NA	NA	20	NA	NA	0.64 J	0.6 J	0.5 J	0.52 J
ZINC	379 [7]	382 [7]	382 [7]	26000	NA	--	--	--	7.9 J
Miscellaneous parameters (mg/L)									
CALCIUM HARDNESS AS CACO3	NA	NA	NA	NA	NA	120	120	120	120
HARDNESS AS CACO3	NA	NA	NA	NA	NA	590	590	580	590
MAGNESIUM HARDNESS AS	NA	NA	NA	NA	NA	470	470	460	470

Table 4-2

Detected Analytes and Screening Level Exceedances in Surface Water Samples-June 2016
Frog Mortar Creek
Lockheed Martin, Martin State Airport, Middle River, Maryland
Page 3 of 12

Sample ID	National Recommended Water Quality Criteria[1]		Ecological Surface Water Screening Level[2]	Human Health Consumption of Organism Only[1][3]	Swimming Screening Levels[4]	MSA-SW38A-061416	MSA-SW38B-061416	MSA-SW38C-061416	MSA-SW38D-061416
Sample date	Freshwater					20160614	20160614	20160614	20160614
Matrix	Acute	Chronic				SW	SW	SW	SW
Volatile organic compounds (µg/L)									
ACETONE	NA	NA	1500	NA	NA	1 J	--	--	--
CIS-1,2-DICHLOROETHENE	NA	NA	590[5]	NA	300	4.8	3.7	0.48 J	0.45 J
M+P-XYLENES	NA	NA	NA	NA	NA	1.1 J	--	--	--
O-XYLENE	NA	NA	NA	NA	NA	0.28 J	--	--	--
TOLUENE	NA	NA	2	15000	NA	--	0.33 J	--	--
TOTAL XYLENES	NA	NA	13	NA	NA	1.4 J	--	--	--
TOTAL XYLENES DETECTED	NA	NA	13	NA	NA	1.38	--	--	--
TRICHLOROETHENE	NA	NA	21	300 [3]	10	3.4	2.7	0.52 J	0.54 J
VINYL CHLORIDE	NA	NA	930	24 [3]	0.7	2.1	2.5	0.3 J	--
Dissolved metals (µg/L)									
ANTIMONY	NA	NA	30	640	NA	0.16 J	--	0.16 J	--
ARSENIC	340	NA[6]	NA [6]	1.4 [3]	NA	1.8 J	2 J	1.7 J	1.6 J
BARIUM	NA	NA	4	NA	NA	33	30	35	33
CADMIUM	7.46 [7]	0.64 [7]	0.64 [7]	NA	NA	--	--	--	--
CHROMIUM	1773[7]	231[7]	231[7]	NA	NA	--	1.5 J	--	--
COBALT	NA	NA	23	NA	NA	--	--	--	--
COPPER	49.6 [7]	29.3 [7]	29.3 [7]	NA	NA	4.2	3.1	4.6	4.4
MOLYBDENUM	NA	NA[6]	NA [6]	NA	NA	1.5 J	1.7 J	1.7 J	1.5 J
NICKEL	1513 [7]	168 [7]	168 [7]	4600	NA	1.9 J	1.5 J	1.8 J	1.8 J
TUNGSTEN	NA	NA	NA	NA	NA	--	--	--	--
VANADIUM	NA	NA	20	NA	NA	0.48 J	0.73 J	0.71 J	0.3 J
ZINC	379 [7]	382 [7]	382 [7]	26000	NA	--	--	--	--
Miscellaneous parameters (mg/L)									
CALCIUM HARDNESS AS CACO3	NA	NA	NA	NA	NA	120	120	120	120
HARDNESS AS CACO3	NA	NA	NA	NA	NA	590	600	610	580
MAGNESIUM HARDNESS AS	NA	NA	NA	NA	NA	480	480	490	460

Table 4-2

Detected Analytes and Screening Level Exceedances in Surface Water Samples-June 2016
Frog Mortar Creek
Lockheed Martin, Martin State Airport, Middle River, Maryland
Page 4 of 12

Sample ID	National Recommended Water Quality Criteria[1]		Ecological Surface Water Screening Level[2]	Human Health Consumption of Organism Only[1][3]	Swimming Screening Levels[4]	MSA-SW39A-061416	MSA-SW39B-061416	MSA-SW39C-061416	MSA-SW39D-061416
Sample date	Freshwater					20160614	20160614	20160614	20160614
Matrix	Acute	Chronic				SW	SW	SW	SW
Volatile organic compounds (µg/L)									
ACETONE	NA	NA	1500	NA	NA	--	--	--	--
CIS-1,2-DICHLOROETHENE	NA	NA	590[5]	NA	300	--	--	0.29 J	0.83 J
M+P-XYLENES	NA	NA	NA	NA	NA	--	--	--	--
O-XYLENE	NA	NA	NA	NA	NA	--	--	--	--
TOLUENE	NA	NA	2	15000	NA	--	--	--	--
TOTAL XYLENES	NA	NA	13	NA	NA	--	--	--	--
TOTAL XYLENES DETECTED	NA	NA	13	NA	NA	--	--	--	--
TRICHLOROETHENE	NA	NA	21	300 [3]	10	0.29 J	0.29 J	0.34 J	0.79 J
VINYL CHLORIDE	NA	NA	930	24 [3]	0.7	--	--	--	--
Dissolved metals (µg/L)									
ANTIMONY	NA	NA	30	640	NA	0.16 J	--	--	--
ARSENIC	340	NA[6]	NA [6]	1.4 [3]	NA	1.9 J	1.8 J	1.7 J	1.8 J
BARIUM	NA	NA	4	NA	NA	37	34	30	35
CADMIUM	7.46 [7]	0.64 [7]	0.64 [7]	NA	NA	--	--	--	--
CHROMIUM	1773[7]	231[7]	231[7]	NA	NA	--	--	--	--
COBALT	NA	NA	23	NA	NA	--	--	--	--
COPPER	49.6 [7]	29.3 [7]	29.3 [7]	NA	NA	2.6	2.8	3.1	3.5
MOLYBDENUM	NA	NA[6]	NA [6]	NA	NA	1.6 J	1.7 J	1.6 J	1.7 J
NICKEL	1513 [7]	168 [7]	168 [7]	4600	NA	2	2.1	1.8 J	2
TUNGSTEN	NA	NA	NA	NA	NA	--	--	--	--
VANADIUM	NA	NA	20	NA	NA	0.54 J	0.48 J	0.42 J	0.45 J
ZINC	379 [7]	382 [7]	382 [7]	26000	NA	--	--	--	--
Miscellaneous parameters (mg/L)									
CALCIUM HARDNESS AS CACO3	NA	NA	NA	NA	NA	130	130	120	120
HARDNESS AS CACO3	NA	NA	NA	NA	NA	640	640	590	630
MAGNESIUM HARDNESS AS	NA	NA	NA	NA	NA	520	510	480	510

Table 4-2

Detected Analytes and Screening Level Exceedances in Surface Water Samples-June 2016
Frog Mortar Creek
Lockheed Martin, Martin State Airport, Middle River, Maryland

Sample ID	National Recommended Water Quality Criteria[1]		Ecological Surface Water Screening Level[2]	Human Health Consumption of Organism Only[1][3]	Swimming Screening Levels[4]	MSA-SW40A-061416	MSA-SW40B-061416	MSA-SW40C-061416	MSA-SW40D-061416
Sample date	Freshwater					20160614	20160614	20160614	20160614
Matrix	Acute	Chronic				SW	SW	SW	SW
Volatile organic compounds (µg/L)									
ACETONE	NA	NA	1500	NA	NA	--	--	--	1.2 J
CIS-1,2-DICHLOROETHENE	NA	NA	590[5]	NA	300	1.7	2.1	0.46 J	--
M+P-XYLENES	NA	NA	NA	NA	NA	--	--	--	--
O-XYLENE	NA	NA	NA	NA	NA	--	--	--	--
TOLUENE	NA	NA	2	15000	NA	--	--	--	--
TOTAL XYLENES	NA	NA	13	NA	NA	--	--	--	--
TOTAL XYLENES DETECTED	NA	NA	13	NA	NA	--	--	--	--
TRICHLOROETHENE	NA	NA	21	300 [3]	10	1.6	2.6	1.2	0.33 J
VINYL CHLORIDE	NA	NA	930	24 [3]	0.7	1	1.1	--	--
Dissolved metals (µg/L)									
ANTIMONY	NA	NA	30	640	NA	0.18 J	0.17 J	--	--
ARSENIC	340	NA[6]	NA [6]	1.4 [3]	NA	1.7 J	1.7 J	1.8 J	1.8 J
BARIUM	NA	NA	4	NA	NA	35	35	33	34
CADMIUM	7.46 [7]	0.64 [7]	0.64 [7]	NA	NA	--	--	--	--
CHROMIUM	1773[7]	231[7]	231[7]	NA	NA	--	--	--	--
COBALT	NA	NA	23	NA	NA	--	--	--	--
COPPER	49.6 [7]	29.3 [7]	29.3 [7]	NA	NA	3.4	4.8	5.6	5.8
MOLYBDENUM	NA	NA[6]	NA [6]	NA	NA	1.8 J	1.7 J	1.6 J	1.5 J
NICKEL	1513 [7]	168 [7]	168 [7]	4600	NA	1.7 J	2	1.8 J	1.8 J
TUNGSTEN	NA	NA	NA	NA	NA	--	--	--	--
VANADIUM	NA	NA	20	NA	NA	0.36 J	0.6 J	0.43 J	0.53 J
ZINC	379 [7]	382 [7]	382 [7]	26000	NA	--	--	7.4 J	11 J
Miscellaneous parameters (mg/L)									
CALCIUM HARDNESS AS CACO3	NA	NA	NA	NA	NA	130	120	120	120
HARDNESS AS CACO3	NA	NA	NA	NA	NA	640	620	610	610
MAGNESIUM HARDNESS AS	NA	NA	NA	NA	NA	510	500	490	490

Table 4-2

Detected Analytes and Screening Level Exceedances in Surface Water Samples-June 2016
Frog Mortar Creek
Lockheed Martin, Martin State Airport, Middle River, Maryland
Page 6 of 12

Sample ID Sample date Matrix	National Recommended Water Quality Criteria[1] Freshwater Acute	National Recommended Water Quality Criteria[1] Freshwater Chronic	Ecological Surface Water Screening Level[2]	Human Health Consumption of Organism Only[1][3]	Swimming Screening Levels[4]	MSA-SW41A-061416 20160614 SW	MSA-SW41B-061416 20160614 SW	MSA-SW41C-061416 20160614 SW	MSA-SW41D-061416 20160614 SW
Volatile organic compounds (µg/L)									
ACETONE	NA	NA	1500	NA	NA	--	--	--	--
CIS-1,2-DICHLOROETHENE	NA	NA	590[5]	NA	300	3.8	1.5	0.64 J	0.41 J
M+P-XYLENES	NA	NA	NA	NA	NA	--	--	--	--
O-XYLENE	NA	NA	NA	NA	NA	--	--	--	--
TOLUENE	NA	NA	2	15000	NA	--	--	--	--
TOTAL XYLENES	NA	NA	13	NA	NA	--	--	--	--
TOTAL XYLENES DETECTED	NA	NA	13	NA	NA	--	--	--	--
TRICHLOROETHENE	NA	NA	21	300 [3]	10	3	1.8	0.94 J	0.62 J
VINYL CHLORIDE	NA	NA	930	24 [3]	0.7	2.6	0.81	0.32 J	--
Dissolved metals (µg/L)									
ANTIMONY	NA	NA	30	640	NA	--	0.16 J	--	--
ARSENIC	340	NA[6]	NA [6]	1.4 [3]	NA	2 J	1.9 J	1.6 J	1.7 J
BARIUM	NA	NA	4	NA	NA	35	35	34	34
CADMIUM	7.46 [7]	0.64 [7]	0.64 [7]	NA	NA	--	--	--	--
CHROMIUM	1773[7]	231[7]	231[7]	NA	NA	--	--	--	--
COBALT	NA	NA	23	NA	NA	--	--	--	--
COPPER	49.6 [7]	29.3 [7]	29.3 [7]	NA	NA	3.5	4.1	4.9	5.3
MOLYBDENUM	NA	NA[6]	NA [6]	NA	NA	1.8 J	1.7 J	1.6 J	1.5 J
NICKEL	1513 [7]	168 [7]	168 [7]	4600	NA	1.9 J	1.8 J	2	1.9 J
TUNGSTEN	NA	NA	NA	NA	NA	--	--	--	--
VANADIUM	NA	NA	20	NA	NA	0.59 J	0.66 J	0.55 J	0.47 J
ZINC	379 [7]	382 [7]	382 [7]	26000	NA	--	--	--	--
Miscellaneous parameters (mg/L)									
CALCIUM HARDNESS AS CACO3	NA	NA	NA	NA	NA	130	130	120	120
HARDNESS AS CACO3	NA	NA	NA	NA	NA	640	640	600	610
MAGNESIUM HARDNESS AS	NA	NA	NA	NA	NA	510	510	480	490

Table 4-2

Detected Analytes and Screening Level Exceedances in Surface Water Samples-June 2016
Frog Mortar Creek
Lockheed Martin, Martin State Airport, Middle River, Maryland

Sample ID	National Recommended Water Quality Criteria[1]		Ecological Surface Water Screening Level[2]	Human Health Consumption of Organism Only[1][3]	Swimming Screening Levels[4]	MSA-SW42A-061416	MSA-SW42B-061416	MSA-SW42C-061416	MSA-SW42D-061416
Sample date	Freshwater					20160614	20160614	20160614	20160614
Matrix	Acute	Chronic				SW	SW	SW	SW
Volatile organic compounds (µg/L)									
ACETONE	NA	NA	1500	NA	NA	--	--	--	--
CIS-1,2-DICHLOROETHENE	NA	NA	590[5]	NA	300	0.94 J	0.43 J	--	--
M+P-XYLENES	NA	NA	NA	NA	NA	--	--	--	--
O-XYLENE	NA	NA	NA	NA	NA	--	--	--	--
TOLUENE	NA	NA	2	15000	NA	--	--	--	--
TOTAL XYLENES	NA	NA	13	NA	NA	--	--	--	--
TOTAL XYLENES DETECTED	NA	NA	13	NA	NA	--	--	--	--
TRICHLOROETHENE	NA	NA	21	300 [3]	10	0.22 J	0.31 J	0.32 J	0.32 J
VINYL CHLORIDE	NA	NA	930	24 [3]	0.7	1.4	0.47 J	--	--
Dissolved metals (µg/L)									
ANTIMONY	NA	NA	30	640	NA	--	0.41 J	0.19 J	0.2 J
ARSENIC	340	NA[6]	NA [6]	1.4 [3]	NA	1.2 J	1.7 J	1.7 J	1.7 J
BARIUM	NA	NA	4	NA	NA	33	31	32	33
CADMIUM	7.46 [7]	0.64 [7]	0.64 [7]	NA	NA	0.11 J	--	--	--
CHROMIUM	1773[7]	231[7]	231[7]	NA	NA	--	--	--	--
COBALT	NA	NA	23	NA	NA	0.27 J	--	--	--
COPPER	49.6 [7]	29.3 [7]	29.3 [7]	NA	NA	2.9	4.4	5.9	6.2
MOLYBDENUM	NA	NA[6]	NA [6]	NA	NA	1.5 J	1.7 J	1.5 J	1.6 J
NICKEL	1513 [7]	168 [7]	168 [7]	4600	NA	1.8 J	1.7 J	1.8 J	1.7 J
TUNGSTEN	NA	NA	NA	NA	NA	--	0.62 J	--	--
VANADIUM	NA	NA	20	NA	NA	0.51 J	0.38 J	0.64 J	0.66 J
ZINC	379 [7]	382 [7]	382 [7]	26000	NA	--	--	8.4 J	8.8 J
Miscellaneous parameters (mg/L)									
CALCIUM HARDNESS AS CACO3	NA	NA	NA	NA	NA	120	120	120	120
HARDNESS AS CACO3	NA	NA	NA	NA	NA	590	580	610	610
MAGNESIUM HARDNESS AS	NA	NA	NA	NA	NA	470	470	490	490

Table 4-2

Detected Analytes and Screening Level Exceedances in Surface Water Samples-June 2016
Frog Mortar Creek
Lockheed Martin, Martin State Airport, Middle River, Maryland
Page 8 of 12

Sample ID	National Recommended Water Quality Criteria[1]		Ecological Surface Water Screening Level[2]	Human Health Consumption of Organism Only[1][3]	Swimming Screening Levels[4]	MSA-SW43A-061416	MSA-SW43B-061416	MSA-SW43C-061416	MSA-SW43D-061416
Sample date	Freshwater					20160614	20160614	20160614	20160614
Matrix	Acute	Chronic				SW	SW	SW	SW
Volatile organic compounds (µg/L)									
ACETONE	NA	NA	1500	NA	NA	--	--	--	--
CIS-1,2-DICHLOROETHENE	NA	NA	590[5]	NA	300	6.2	5.9	0.6 J	0.55 J
M+P-XYLENES	NA	NA	NA	NA	NA	--	--	--	--
O-XYLENE	NA	NA	NA	NA	NA	--	--	--	--
TOLUENE	NA	NA	2	15000	NA	--	--	--	--
TOTAL XYLENES	NA	NA	13	NA	NA	--	--	--	--
TOTAL XYLENES DETECTED	NA	NA	13	NA	NA	--	--	--	--
TRICHLOROETHENE	NA	NA	21	300 [3]	10	3.4	3.8	1	0.97 J
VINYL CHLORIDE	NA	NA	930	24 [3]	0.7	3.9	2.6	--	--
Dissolved metals (µg/L)									
ANTIMONY	NA	NA	30	640	NA	0.17 J	--	0.16 J	--
ARSENIC	340	NA[6]	NA [6]	1.4 [3]	NA	1.7 J	1.7 J	1.7 J	1.6 J
BARIUM	NA	NA	4	NA	NA	34	34	34	33
CADMIUM	7.46 [7]	0.64 [7]	0.64 [7]	NA	NA	--	--	--	--
CHROMIUM	1773[7]	231[7]	231[7]	NA	NA	--	--	--	--
COBALT	NA	NA	23	NA	NA	--	--	--	--
COPPER	49.6 [7]	29.3 [7]	29.3 [7]	NA	NA	4.2	4.1	4.6	4.6
MOLYBDENUM	NA	NA[6]	NA [6]	NA	NA	1.7 J	1.7 J	1.6 J	1.5 J
NICKEL	1513 [7]	168 [7]	168 [7]	4600	NA	1.9 J	1.9 J	1.9 J	1.8 J
TUNGSTEN	NA	NA	NA	NA	NA	--	--	--	--
VANADIUM	NA	NA	20	NA	NA	0.42 J	0.43 J	0.41 J	0.6 J
ZINC	379 [7]	382 [7]	382 [7]	26000	NA	--	--	--	--
Miscellaneous parameters (mg/L)									
CALCIUM HARDNESS AS CACO3	NA	NA	NA	NA	NA	120	120	120	120
HARDNESS AS CACO3	NA	NA	NA	NA	NA	610	610	620	590
MAGNESIUM HARDNESS AS	NA	NA	NA	NA	NA	490	490	500	470

Table 4-2

Detected Analytes and Screening Level Exceedances in Surface Water Samples-June 2016
Frog Mortar Creek
Lockheed Martin, Martin State Airport, Middle River, Maryland
Page 9 of 12

Sample ID	National Recommended Water Quality Criteria[1]		Ecological Surface Water Screening Level[2]	Human Health Consumption of Organism Only[1][3]	Swimming Screening Levels[4]	MSA-SW44A-061416	MSA-SW44B-061416	MSA-SW44C-061416	MSA-SW44D-061416
Sample date	Freshwater					20160614	20160614	20160614	20160614
Matrix	Acute	Chronic				SW	SW	SW	SW
Volatile organic compounds (µg/L)									
ACETONE	NA	NA	1500	NA	NA	--	--	--	--
CIS-1,2-DICHLOROETHENE	NA	NA	590[5]	NA	300	2.7	0.73 J	0.54 J	0.47 J
M+P-XYLENES	NA	NA	NA	NA	NA	--	--	--	--
O-XYLENE	NA	NA	NA	NA	NA	--	--	--	--
TOLUENE	NA	NA	2	15000	NA	--	--	--	--
TOTAL XYLENES	NA	NA	13	NA	NA	--	--	--	--
TOTAL XYLENES DETECTED	NA	NA	13	NA	NA	--	--	--	--
TRICHLOROETHENE	NA	NA	21	300 [3]	10	2	1.1	0.86 J	0.64 J
VINYL CHLORIDE	NA	NA	930	24 [3]	0.7	1.3	--	--	--
Dissolved metals (µg/L)									
ANTIMONY	NA	NA	30	640	NA	--	--	--	--
ARSENIC	340	NA[6]	NA [6]	1.4 [3]	NA	1.6 J	1.7 J	1.7 J	1.7 J
BARIUM	NA	NA	4	NA	NA	34	33	34	32
CADMIUM	7.46 [7]	0.64 [7]	0.64 [7]	NA	NA	--	--	--	--
CHROMIUM	1773[7]	231[7]	231[7]	NA	NA	--	--	--	--
COBALT	NA	NA	23	NA	NA	--	--	--	--
COPPER	49.6 [7]	29.3 [7]	29.3 [7]	NA	NA	4	5	4.4	3.8
MOLYBDENUM	NA	NA[6]	NA [6]	NA	NA	1.6 J	1.6 J	1.6 J	1.6 J
NICKEL	1513 [7]	168 [7]	168 [7]	4600	NA	2.1	1.8 J	1.8 J	1.9 J
TUNGSTEN	NA	NA	NA	NA	NA	--	--	--	--
VANADIUM	NA	NA	20	NA	NA	0.5 J	0.58 J	0.45 J	0.52 J
ZINC	379 [7]	382 [7]	382 [7]	26000	NA	--	--	--	--
Miscellaneous parameters (mg/L)									
CALCIUM HARDNESS AS CACO3	NA	NA	NA	NA	NA	120	120	120	120
HARDNESS AS CACO3	NA	NA	NA	NA	NA	630	640	630	610
MAGNESIUM HARDNESS AS	NA	NA	NA	NA	NA	500	510	510	490

Table 4-2

Detected Analytes and Screening Level Exceedances in Surface Water Samples-June 2016
Frog Mortar Creek
Lockheed Martin, Martin State Airport, Middle River, Maryland
Page 10 of 12

Sample ID Sample date Matrix	National Recommended Water Quality Criteria[1] Freshwater Acute	National Recommended Water Quality Criteria[1] Freshwater Chronic	Ecological Surface Water Screening Level[2]	Human Health Consumption of Organism Only[1][3]	Swimming Screening Levels[4]	MSA-SW45A-061416 20160614 SW	MSA-SW45B-061416 20160614 SW	MSA-SW45C-061416 20160614 SW	MSA-SW45D-061416 20160614 SW
Volatile organic compounds (µg/L)									
ACETONE	NA	NA	1500	NA	NA	--	--	--	--
CIS-1,2-DICHLOROETHENE	NA	NA	590[5]	NA	300	3.7	0.84 J	0.7 J	0.65 J
M+P-XYLENES	NA	NA	NA	NA	NA	--	--	--	--
O-XYLENE	NA	NA	NA	NA	NA	--	--	--	--
TOLUENE	NA	NA	2	15000	NA	--	--	--	--
TOTAL XYLENES	NA	NA	13	NA	NA	--	--	--	--
TOTAL XYLENES DETECTED	NA	NA	13	NA	NA	--	--	--	--
TRICHLOROETHENE	NA	NA	21	300 [3]	10	2.7	0.98 J	0.83 J	0.84 J
VINYL CHLORIDE	NA	NA	930	24 [3]	0.7	1.4	--	--	--
Dissolved metals (µg/L)									
ANTIMONY	NA	NA	30	640	NA	0.16 J	--	--	--
ARSENIC	340	NA[6]	NA [6]	1.4 [3]	NA	1.7 J	1.8 J	1.8 J	1.7 J
BARIUM	NA	NA	4	NA	NA	35	33	34	33
CADMIUM	7.46 [7]	0.64 [7]	0.64 [7]	NA	NA	--	--	--	--
CHROMIUM	1773[7]	231[7]	231[7]	NA	NA	--	--	--	--
COBALT	NA	NA	23	NA	NA	--	--	--	--
COPPER	49.6 [7]	29.3 [7]	29.3 [7]	NA	NA	3.6	4.4	4.1	4.2
MOLYBDENUM	NA	NA[6]	NA [6]	NA	NA	1.7 J	1.5 J	1.6 J	1.6 J
NICKEL	1513 [7]	168 [7]	168 [7]	4600	NA	2.3	2.2	1.8 J	1.8 J
TUNGSTEN	NA	NA	NA	NA	NA	--	--	--	--
VANADIUM	NA	NA	20	NA	NA	0.58 J	0.71 J	0.61 J	0.44 J
ZINC	379 [7]	382 [7]	382 [7]	26000	NA	--	--	--	--
Miscellaneous parameters (mg/L)									
CALCIUM HARDNESS AS CACO3	NA	NA	NA	NA	NA	130	120	120	120
HARDNESS AS CACO3	NA	NA	NA	NA	NA	640	620	630	620
MAGNESIUM HARDNESS AS	NA	NA	NA	NA	NA	510	500	510	500

Table 4-2

Detected Analytes and Screening Level Exceedances in Surface Water Samples-June 2016
Frog Mortar Creek
Lockheed Martin, Martin State Airport, Middle River, Maryland

Sample ID Sample date Matrix	National Recommended Water Quality Criteria[1] Freshwater Acute	National Recommended Water Quality Criteria[1] Freshwater Chronic	Ecological Surface Water Screening Level[2]	Human Health Consumption of Organism Only[1][3]	Swimming Screening Levels[4]	MSA-SW46A-061416 20160614 SW	MSA-SW47A-061416 20160614 SW	MSA-SW48A-061416 20160614 SW	MSA-SW49A-061416 20160614 SW
Volatile organic compounds (µg/L)									
ACETONE	NA	NA	1500	NA	NA	--	--	--	--
CIS-1,2-DICHLOROETHENE	NA	NA	590[5]	NA	300	0.77 J	1.6	2.9	3.8
M+P-XYLENES	NA	NA	NA	NA	NA	--	--	--	--
O-XYLENE	NA	NA	NA	NA	NA	--	--	--	--
TOLUENE	NA	NA	2	15000	NA	--	--	--	--
TOTAL XYLENES	NA	NA	13	NA	NA	--	--	--	--
TOTAL XYLENES DETECTED	NA	NA	13	NA	NA	--	--	--	--
TRICHLOROETHENE	NA	NA	21	300 [3]	10	0.58 J	1.4	3.8	3.3
VINYL CHLORIDE	NA	NA	930	24 [3]	0.7	0.9	1.3	1.6	2.6
Dissolved metals (µg/L)									
ANTIMONY	NA	NA	30	640	NA	NA	NA	NA	NA
ARSENIC	340	NA[6]	NA [6]	1.4 [3]	NA	NA	NA	NA	NA
BARIUM	NA	NA	4	NA	NA	NA	NA	NA	NA
CADMIUM	7.46 [7]	0.64 [7]	0.64 [7]	NA	NA	NA	NA	NA	NA
CHROMIUM	1773[7]	231[7]	231[7]	NA	NA	NA	NA	NA	NA
COBALT	NA	NA	23	NA	NA	NA	NA	NA	NA
COPPER	49.6 [7]	29.3 [7]	29.3 [7]	NA	NA	NA	NA	NA	NA
MOLYBDENUM	NA	NA[6]	NA [6]	NA	NA	NA	NA	NA	NA
NICKEL	1513 [7]	168 [7]	168 [7]	4600	NA	NA	NA	NA	NA
TUNGSTEN	NA	NA	NA	NA	NA	NA	NA	NA	NA
VANADIUM	NA	NA	20	NA	NA	NA	NA	NA	NA
ZINC	379 [7]	382 [7]	382 [7]	26000	NA	NA	NA	NA	NA
Miscellaneous parameters (mg/L)									
CALCIUM HARDNESS AS CACO3	NA	NA	NA	NA	NA	NA	NA	NA	NA
HARDNESS AS CACO3	NA	NA	NA	NA	NA	NA	NA	NA	NA
MAGNESIUM HARDNESS AS	NA	NA	NA	NA	NA	NA	NA	NA	NA

Table 4-2

Detected Analytes and Screening Level Exceedances in Surface Water Samples-June 2016
Frog Mortar Creek
Lockheed Martin, Martin State Airport, Middle River, Maryland
Page 12 of 12

1 National Recommended Water Quality Criteria, http://water.epa.gov/scitech/swguidance/standards/current/index.cfm; and Maryland Numerical Criteria for Toxic Substances in Surface Waters, Code of Maryland Regulations (COMAR) 26.08.02.03, http://www.dsd.state.md.us./comar/comarhtml/26/26.08.02.03-2.htm

2 United State Environmental Protection Agency (USEPA) Region 3 Biological Technical Advisory Group (BTAG) Freshwater Screening Benchmarks

3 For carcinogens, criterion is for incremental cancer risk of $1x10^{-5}$

4 Site-specific swimming screening levels were developed for trichloroethene, *cis* -1,2-dichloroethene, and vinyl chloride only.

5 The BTAG screening benchmark for 1,2-dichloroethene (590 µg/L) is used as a surrogate screening level for cis-1,2-dichloroethene.

6 The BTAG screening benchmark is based on total metal concentration for this analyte; therefore, the dissolved metals result is not screened against the BTAG benchmark.

7 In accordance with USEPA (2002 and 2006), the option to use site-specific hardness was selected to adjust this criterion instead of the standard hardness concentration of 100 mg/L. As recommended by USEPA (2002), a hardness value of 400 mg/L is used for instances when the minimum measured site-specific hardness is greater than 400 mg/L (minimum hardness is 580 mg/L for June 2016 sampling).

Gray shading indicates a result that exceeds a screening criterion.

-- not detected

$CaCO_3$ - calcium carbonate

EL - Edwards Lane

J - estimated result

µg/L - micrograms per liter

mg/L - milligrams per liter

MSA - Martin State Airport

NA - not analyzed or not available

SW - surface water



FIGURE 4-1

CONCENTRATIONS OF TRICHLOROETHENE IN SURFACE WATER SAMPLES, JUNE 2016 FROG MORTAR CREEK

LEGEND

- SURFACE WATER SAMPLE LOCATION
- GROUNDWATER MONITORING WELL
- ABANDONED WELL
- OUTLINE OF FORMER COVE
- MARYLAND AIR NATIONAL GUARD BOUNDARY
- EXTENT OF UNSATURATED CONTAMINATED SOIL AND LANDFILL MATERIAL - DUMP ROAD AREA
- POND

(1.4) = TRICHLOROETHENE CONCENTRATION
J = ESTIMATED VALUE
- - = NOT DETECTED
CONCENTRATION IN MICROGRAMS PER LITER (UG/L)

SCREENING LEVELS FOR TRICHLOROETHENE
ECOLOGICAL SURFACE WATER: 21 UG/L
HUMAN HEALTH
(CONSUMPTION OF ORGANISM): 300 UG/L
SITE SPECIFIC SWIMMING: 10 UG/L

SAMPLES COLLECTED JUNE 14, 2016.
2014 AERIAL PHOTOGRAPH PROVIDED BY U.S. GEOLOGICAL SURVEY.

Lockheed Martin, Martin State Airport
Middle River, Maryland

0 150 300 Feet

N

DATE MODIFIED: 08/24/16

CREATED BY: JEE

TETRA TECH

Map Document: (P:\GIS\Lockheed_MSA\MapDocs\MXD\fmc_sw_tce_results_jun2016.mxd)
08/24/16 -- JEE



FIGURE 4-2

CONCENTRATIONS OF CIS-1,2-DICHLOROETHENE IN SURFACE WATER SAMPLES, JUNE 2016 FROG MORTAR CREEK

LEGEND

- SURFACE WATER SAMPLE LOCATION
- GROUNDWATER MONITORING WELL
- ABANDONED WELL
- OUTLINE OF FORMER COVE
- MARYLAND AIR NATIONAL GUARD BOUNDARY
- EXTENT OF UNSATURATED CONTAMINATED SOIL AND LANDFILL MATERIAL - DUMP ROAD AREA
- POND

(0.27) = CIS-1,2-DICHLOROETHENE CONCENTRATION
J = ESTIMATED VALUE
- - = NOT DETECTED
CONCENTRATION IN MICROGRAMS PER LITER (UG/L)

SCREENING LEVELS FOR CIS-1,2-DICHLOROETHENE
ECOLOGICAL SURFACE WATER: 590 UG/L
HUMAN HEALTH
(CONSUMPTION OF ORGANISM): NONE
SITE SPECIFIC SWIMMING: 300 UG/L

SAMPLES COLLECTED JUNE 14, 2016.
2014 AERIAL PHOTOGRAPH PROVIDED BY U.S. GEOLOGICAL SURVEY.

Lockheed Martin, Martin State Airport
Middle River, Maryland

0 150 300 Feet

N

DATE MODIFIED: 08/24/16

CREATED BY: JEE

TETRA TECH

Map Document: (P:\GIS\Lockheed_MSA\MapDocs\MXD\fmc_sw_cis12dce_results_jun2016.mxd)
08/24/16 -- JEE



FIGURE 4-3

CONCENTRATIONS OF VINYL CHLORIDE IN SURFACE WATER SAMPLES, JUNE 2016 FROG MORTAR CREEK

LEGEND

- SURFACE WATER SAMPLE LOCATION
- CONCENTRATION EXCEEDS A SCREENING LEVEL
- GROUNDWATER MONITORING WELL
- ABANDONED WELL
- OUTLINE OF FORMER COVE
- MARYLAND AIR NATIONAL GUARD BOUNDARY
- EXTENT OF UNSATURATED CONTAMINATED SOIL AND LANDFILL MATERIAL - DUMP ROAD AREA
- POND

(0.57) = VINYL CHLORIDE CONCENTRATION
J = ESTIMATED VALUE
- - = NOT DETECTED
CONCENTRATION IN MICROGRAMS PER LITER (UG/L)

SCREENING LEVELS FOR VINYL CHLORIDE
ECOLOGICAL SURFACE WATER: 930 UG/L
HUMAN HEALTH
(CONSUMPTION OF ORGANISM): 24 UG/L
SITE SPECIFIC SWIMMING: 0.7 UG/L

SAMPLES COLLECTED JUNE 14, 2016.
2014 AERIAL PHOTOGRPAH PROVIDED BY U.S. GEOLOGICAL SURVEY.

Lockheed Martin, Martin State Airport
Middle River, Maryland

0 150 300 Feet

N

DATE MODIFIED: 08/24/16

CREATED BY: JEE

TETRA TECH

Map Document: (P:\GIS\Lockheed_MSA\MapDocs\MXD\fmc_sw_VC_results_jun2016.mxd)
08/24/16 -- JEE

Section 5
Summary

Lockheed Martin Corporation's (Lockheed Martin's) June 2016 Frog Mortar Creek surface water investigation results are summarized below:

- Forty-four surface water samples were collected from Frog Mortar Creek on June 14, 2016 and chemically analyzed to assess concentrations of chemical constituents previously detected in Frog Mortar Creek, and to evaluate creek surface-water quality near the Dump Road Area (DRA). Each sample was collected at approximately one foot below the water surface.

- Samples were collected along each of nine transects spaced approximately 350 feet apart along the western shoreline of Frog Mortar Creek, and from one transect along the eastern shoreline. Along each transect, one sample was collected near the shoreline ("A" sample), one was collected approximately 50 feet from the shoreline ("B" sample), one was collected approximately 100 feet from the shoreline ("C" sample), and one was collected approximately 200 feet from the shoreline ("D" sample). In addition to the samples collected along transects, four single-point shoreline samples were collected, including SW46A (between transect SW42 and SW40), SW47A (between SW40 and SW38), and SW49A (between SW41 and SW43).

- Frog Mortar Creek samples along the western shoreline were analyzed for volatile organic compounds (VOCs), filtered metals, hexavalent chromium, and hardness. Samples SW46A–SW49A, and those collected along the eastern shoreline, were analyzed for volatile organic compounds only.

- The data were validated in accordance with the *United States Environmental Protection Agency (USEPA) Region III Modifications to the National Functional Guidelines for Data Review* (USEPA, 1993 and 1994) and the specific requirements of the analytical methods used. Sampling results were screened against United States Environmental Protection Agency Region 3 Biological Technical Advisory Group (BTAG) ecological screening-benchmarks for freshwater; United States Environmental Protection Agency national recommended water quality criteria (NRWQC) for acute and chronic aquatic-organism exposures and for human health aquatic-organism-consumption; Maryland ambient water quality criteria (AWQC) for acute and chronic aquatic-organism exposures and for human health aquatic-organism-consumption; and site-specific screening levels developed to evaluate risks to recreational swimmers from exposure to the three most frequently detected volatile organic compounds in surface water: trichloroethene (TCE), *cis*-1,2-dichloroethene (*cis*-1,2-DCE), and vinyl chloride (VC).

- Volatile organic compounds (primarily trichloroethene, *cis*-1,2-dichloroethene, and vinyl chloride) and metals were detected in the June 2016 surface water samples.

- Volatile organic compound concentrations in the June 2016 surface water samples are lower than those for the last sampling round in March 2016, and are similar to those a year ago in June 2015. Volatile organic compound concentrations in all June 2016 surface water samples are less than human health consumption-of-organism and ecological screening-levels. The highest trichloroethene concentrations were at sampling locations SW43B and SW48A (both 3.8 micrograms per liter [µg/L]), SW38A (3.4 µg/L), and SW43A (3.4 µg/L). The highest concentrations of both *cis*-1,2-dichloroethene (6.2 µg/L) and vinyl chloride (3.9 µg/L) were detected at location SW43A.

- The maximum trichloroethene concentration detected in June 2016 (3.8 µg/L) is less than half of the maximum trichloroethene concentration of 9.2 µg/L for March 2016, and slightly less than the maximum concentration for June 2015 (4.1 µg/L).

- Fifteen vinyl chloride concentrations (0.81–3.9 µg/L), predominantly in near-shore samples (SW38A, SW38B, SW40A, SW40B, SW41A, SW41B, SW42A, SW43A, SW43B, SW44A, SW45A, SW46A, SW47A, SW48A, and SW49A) exceed the site-specific swimming criterion (0.7 µg/L). All other concentrations of volatile organic compounds are below their respective screening criteria.

- The maximum concentrations of *cis*-1,2-dichloroethene and vinyl chloride in June 2016 (6.2 µg/L and 3.9 µg/L, respectively) are lower than the March 2016 (14 µg/L and 11 µg/L, respectively) and June 2015 (9.9 µg/L and 5.8 µg/L, respectively) concentrations.

- Trichloroethene and vinyl chloride were not detected in the eastern-shoreline samples (SW01A–SW01D).

- Dissolved barium exceeded its screening level in all (36 of 36) samples. Barium is ubiquitous in creek samples, and June 2016 concentrations (30–37 µg/L) are higher than those detected in March 2016 (18–22 µg/L) and June 2015 (23–27 µg/L).

- Similar to most previous sampling rounds (but in contrast to the March 2016 round), arsenic concentrations (1.2–2.0 µg/L) for June 2016 exceed the lowest screening level (1.4 µg/L) in every sample for which it was analyzed, except for SW42A (1.2 µg/L). All of the June 2016 arsenic concentrations are, however, less than the background arsenic concentrations (2.2–3.9 µg/L) collected as part of Lockheed Martin's larger-scale 2007-2008 Frog Mortar Creek investigation.

- Dissolved hexavalent chromium was not detected in the June 2016 Frog Mortar Creek samples. These results are consistent with previous sampling results that indicate hexavalent chromium concentrations are below the most protective (i.e., lowest) screening criterion used for Frog Mortar Creek.

- Lockheed Martin will sample surface water at the same Frog Mortar Creek sampling locations in July, August, September, and December 2016.

Section 6
References

1. *Code of Maryland Regulations* (COMAR), 2016. "Numerical Criteria for Toxic Substances in Surface Waters." COMAR Title 26, Subtitle 08, Chapter 02, Regulation 03. http://www.dsd.state.md.us/comar/comarhtml/26/26.08.02.03-2.htm.

2. National Oceanic and Atmospheric Administration (NOAA), 2015. Based on mean-high high-water (MHHW) and mean-low low-water (MLLW) measurements near Baltimore, Maryland, 1983–2001, in *Exceedance Probability Level and Tide Datums, 8574680,* Baltimore, Maryland: http://tidesandcurrents.noaa.gov/est/stickdiagram.shtml?stnid=8574680.

3. Tetra Tech, Inc. (Tetra Tech), 2009. *Frog Mortar Creek Surface Water and Sediment Investigation Report Phases I, II, and III, Lockheed Martin, Martin State Airport, Middle River, Maryland.* Report prepared by Tetra Tech, Inc., Germantown, Maryland for Lockheed Martin Corporation, Bethesda, Maryland. May.

4. Tetra Tech, Inc. (Tetra Tech), 2012. *2011 Surface Water Sampling Report, Frog Mortar Creek, Martin State Airport, 701 Wilson Point Road, Middle River, Maryland.* Report prepared by Tetra Tech, Inc., Germantown, Maryland for Lockheed Martin Corporation, Bethesda, Maryland. March.

5. Tetra Tech, Inc. (Tetra Tech), 2015. *2016 Surface Water Sampling Work Plan, Martin State Airport, 701 Wilson Point Road, Middle River, Maryland*. Report prepared by Tetra Tech, Inc., Germantown, Maryland for Lockheed Martin Corporation, Bethesda, Maryland. December.

6. Tetra Tech, Inc. (Tetra Tech), 2016. *2015 Surface Water Sampling Report for Frog Mortar Creek, Martin State Airport, 701 Wilson Point Road, Middle River, Maryland*. Report prepared by Tetra Tech, Inc., Germantown, Maryland for Lockheed Martin Corporation, Bethesda, Maryland. April.

7. United States Environmental Protection Agency (USEPA), Region 3, 1993. *Region III Modifications to the Laboratory Data-Validation Functional Guidelines for Evaluating Inorganics Analyses*. April.

8. United States Environmental Protection Agency (USEPA), Region 3, 1994. *Region III Modifications to the National Functional Guidelines for Organic Data Review*. September.

9. United States Environmental Protection Agency (USEPA), 2002. *National Recommended Water Quality Criteria: 2002*. U.S. Environmental Protection Agency, Office of Water, Office of Science and Technology. November.

10. United States Environmental Protection Agency (USEPA) 2006. *Region III Biological Technical Advisory Group Freshwater Screening Benchmarks*. July.

11. United States Environmental Protection Agency (USEPA) 2009. *National Recommended Water Quality Criteria*. U.S. Environmental Protection Agency, Office of Water, Office of Science and Technology: http://water.epa.gov/scitech/swguidance/standards/current/index.cfm or http://water.epa.gov/scitech/swguidance/standards/current/upload/nrwqc-2009.p.

12. Water Research Foundation, 2012. *State of the Science of Hexavalent Chromium in Drinking Water,* by Laurie McNeil and Joan McLean of Utah State University, and Marc Edwards and Jeffrey Parks of Virginia Polytechnic Institute and State University, Water Research Foundation, Denver, Colorado. Updated in May.

APPENDIX A—SURFACE-WATER SAMPLE LOG SHEETS

Water Quality Parameter Field Measurements-June 2016
Frog Mortar Creek
Lockheed Martin, Martin State Airport, Middle River, Maryland

Tetra Tech

SURFACE WATER SAMPLE LOG SHEET

Page___ of ___

Project Site Name: Frog Mortar Creek, Martin State Airport
Project No.: 112IC07804

[] Stream
[] Spring
[] Pond
[] Lake
[X] Other: Tidal creek - freshwater
[] QA Sample Type:

Sample ID No.: EL-SW01A -61416
Sample Location: EL-SW01A
Sampled By: J. Mullis
C.O.C. No.:

Type of Sample:
[x] Low Concentration
[] High Concentration

SAMPLING DATA:

		Color	pH	S.C.	Temp.	Turbidity	DO	Salinity	ORP
Date:	6/14/2016	(Visual)	(S.U.)	(mS/cm)	(^{0}C)	(NTU)	(mg/L)	(ppt)	mV
Time:	848								
Depth:	1 ft below water		**6.4**	**6.23**	**23.81**	**4.53**	**7.05**	**3.4**	**188**
Method:	Grab								

SAMPLE COLLECTION INFORMATION:

Analysis	Preservative	Container Requirements	Collected
VOCs	HCL pH<2	3 - 40 mL glass vials	Yes

OBSERVATIONS / NOTES:

Water depth 0.32 meters

MAP:



Circle if Applicable:

MS/MSD	Duplicate ID No.:

Signature(s):

Water Quality Parameter Field Measurements-June 2016
Frog Mortar Creek
Lockheed Martin, Martin State Airport, Middle River, Maryland

Tetra Tech

SURFACE WATER SAMPLE LOG SHEET

Page___ of ___

Project Site Name: Frog Mortar Creek, Martin State Airport
Project No.: 112IC07804

[] Stream
[] Spring
[] Pond
[] Lake
[X] Other: Tidal creek - freshwater
[] QA Sample Type:

Sample ID No.: EL-SW01B -61416
Sample Location: EL-SW01B
Sampled By: J. Mullis
C.O.C. No.:

Type of Sample:
[x] Low Concentration
[] High Concentration

SAMPLING DATA:

		Color	pH	S.C.	Temp.	Turbidity	DO	Salinity	ORP
Date:	6/14/2016	(Visual)	(S.U.)	(mS/cm)	(^{0}C)	(NTU)	(mg/L)	(ppt)	mV
Time:	855								
Depth:	1 ft below water		**6.63**	**6.3**	**23.86**	**3.75**	**6.66**	**3.4**	**159**
Method:	Grab								

SAMPLE COLLECTION INFORMATION:

Analysis	Preservative	Container Requirements	Collected
VOCs	HCL pH<2	3 - 40 mL glass vials	Yes

OBSERVATIONS / NOTES:

Water depth 0.8 meters

MAP:



Circle if Applicable:

MS/MSD	Duplicate ID No.:

Signature(s):

Water Quality Parameter Field Measurements-June 2016
Frog Mortar Creek
Lockheed Martin, Martin State Airport, Middle River, Maryland

Tetra Tech

SURFACE WATER SAMPLE LOG SHEET

Project Site Name: Frog Mortar Creek, Martin State Airport
Project No.: 112IC07804

[] Stream
[] Spring
[] Pond
[] Lake
[X] Other: Tidal creek - freshwater
[] QA Sample Type:

Sample ID No.: EL-SW01C -61416
Sample Location: EL-SW01C
Sampled By: J. Mullis
C.O.C. No.:

Type of Sample:
[x] Low Concentration
[] High Concentration

SAMPLING DATA:

		Color	pH	S.C.	Temp.	Turbidity	DO	Salinity	ORP
Date:	6/14/2016	(Visual)	(S.U.)	(mS/cm)	(^{0}C)	(NTU)	(mg/L)	(ppt)	mV
Time:	900								
Depth:	1 ft below water		6.77	6.4	24.04	4.21	4.37	3.5	152
Method:	Grab								

SAMPLE COLLECTION INFORMATION:

Analysis	Preservative	Container Requirements	Collected
VOCs	HCL pH<2	3 - 40 mL glass vials	Yes

OBSERVATIONS / NOTES:

Water depth 1.2 meters

MAP:



Circle if Applicable:

MS/MSD	Duplicate ID No.:

Signature(s):

Water Quality Parameter Field Measurements-June 2016
Frog Mortar Creek
Lockheed Martin, Martin State Airport, Middle River, Maryland

Tetra Tech

SURFACE WATER SAMPLE LOG SHEET

Page___ of ___

Project Site Name: Frog Mortar Creek, Martin State Airport
Project No.: 112IC07804

[] Stream
[] Spring
[] Pond
[] Lake
[X] Other: Tidal creek - freshwater
[] QA Sample Type:

Sample ID No.: EL-SW01D -61416
Sample Location: EL-SW01D
Sampled By: J. Mullis
C.O.C. No.:

Type of Sample:
[x] Low Concentration
[] High Concentration

SAMPLING DATA:

		Color	pH	S.C.	Temp.	Turbidity	DO	Salinity	ORP
Date:	6/14/2016	(Visual)	(S.U.)	(mS/cm)	(^{0}C)	(NTU)	(mg/L)	(ppt)	mV
Time:	906								
Depth:	1 ft below water		**6.91**	**6.4**	**24.11**	**6.75**	**4.1**	**3.5**	**152**
Method:	Grab								

SAMPLE COLLECTION INFORMATION:

Analysis	Preservative	Container Requirements	Collected
VOCs	HCL pH<2	3 - 40 mL glass vials	Yes

OBSERVATIONS / NOTES:

Water depth 1.6 meters

MAP:



Circle if Applicable:

MS/MSD	Duplicate ID No.:

Signature(s):

Water Quality Parameter Field Measurements-June 2016
Frog Mortar Creek
Lockheed Martin, Martin State Airport, Middle River, Maryland

Tetra Tech

SURFACE WATER SAMPLE LOG SHEET

Page___ of ___

Project Site Name: Frog Mortar Creek, Martin State Airport
Project No.: 112IC07804

[] Stream
[] Spring
[] Pond
[] Lake
[X] Other: Tidal creek - freshwater
[] QA Sample Type:

Sample ID No.: MSA-SW37A -61416
Sample Location: MSA-SW37A
Sampled By: J. Mullis
C.O.C. No.:

Type of Sample:
[x] Low Concentration
[] High Concentration

SAMPLING DATA:

		Color	pH	S.C.	Temp.	Turbidity	DO	Salinity	ORP
Date:	6/14/2016	(Visual)	(S.U.)	(mS/cm)	(^{0}C)	(NTU)	(mg/L)	(ppt)	mV
Time:	1253								
Depth:	1 ft below water		**7.4**	**5.99**	**26.37**	**3.44**	**4.8**	**3.2**	**126**
Method:	Grab								

SAMPLE COLLECTION INFORMATION:

Analysis	Preservative	Container Requirements	Collected
VOCs + TICs	HCL pH<2	3 - 40 mL glass vials	Yes
Dissolved metals + Hardness	HNO_3 pH<2	1 - 500 mL plastic	Yes
Dissolved Hexavalent chromium	4° C	1 - 250 mL plastic	Yes

OBSERVATIONS / NOTES:

Water depth 0.35 meters

MAP:



Circle if Applicable:

MS/MSD	Duplicate ID No.:

Signature(s):

Water Quality Parameter Field Measurements-June 2016
Frog Mortar Creek
Lockheed Martin, Martin State Airport, Middle River, Maryland

Tetra Tech

SURFACE WATER SAMPLE LOG SHEET

Page___ of ___

Project Site Name: Frog Mortar Creek, Martin State Airport
Project No.: 112IC07804

[] Stream
[] Spring
[] Pond
[] Lake
[X] Other: Tidal creek - freshwater
[] QA Sample Type:

Sample ID No.: MSA-SW37B -61416
Sample Location: MSA-SW37B
Sampled By: J. Mullis
C.O.C. No.:

Type of Sample:
[x] Low Concentration
[] High Concentration

SAMPLING DATA:

		Color	pH	S.C.	Temp.	Turbidity	DO	Salinity	ORP
Date:	6/14/2016	(Visual)	(S.U.)	(mS/cm)	(^{0}C)	(NTU)	(mg/L)	(ppt)	mV
Time:	1300								
Depth:	1 ft below water		**7.32**	**6.02**	**25.27**	**5.35**	**4.72**	**3.3**	**128**
Method:	Grab								

SAMPLE COLLECTION INFORMATION:

Analysis	Preservative	Container Requirements	Collected
VOCs + TICs	HCL pH<2	3 - 40 mL glass vials	Yes
Dissolved metals + Hardness	HNO_3 pH<2	1 - 500 mL plastic	Yes
Dissolved Hexavalent chromium	4° C	1 - 250 mL plastic	Yes

OBSERVATIONS / NOTES:

Water depth 0.8 meters

MAP:



Circle if Applicable:

MS/MSD	Duplicate ID No.:

Signature(s):

Water Quality Parameter Field Measurements-June 2016
Frog Mortar Creek
Lockheed Martin, Martin State Airport, Middle River, Maryland

Tetra Tech

SURFACE WATER SAMPLE LOG SHEET

Page___ of ___

Project Site Name: Frog Mortar Creek, Martin State Airport
Project No.: 112IC07804

[] Stream
[] Spring
[] Pond
[] Lake
[X] Other: Tidal creek - freshwater
[] QA Sample Type:

Sample ID No.: MSA-SW37C -61416
Sample Location: MSA-SW37C
Sampled By: J. Mullis
C.O.C. No.:

Type of Sample:
[x] Low Concentration
[] High Concentration

SAMPLING DATA:

		Color	pH	S.C.	Temp.	Turbidity	DO	Salinity	ORP
Date:	6/14/2016	(Visual)	(S.U.)	(mS/cm)	(^{0}C)	(NTU)	(mg/L)	(ppt)	mV
Time:	1305								
Depth:	1 ft below water		**7.57**	**6.07**	**26.43**	**4.08**	**5.39**	**3.3**	**121**
Method:	Grab								

SAMPLE COLLECTION INFORMATION:

Analysis	Preservative	Container Requirements	Collected
VOCs + TICs	HCL pH<2	3 - 40 mL glass vials	Yes
Dissolved metals + Hardness	HNO_3 pH<2	1 - 500 mL plastic	Yes
Dissolved Hexavalent chromium	4° C	1 - 250 mL plastic	Yes

OBSERVATIONS / NOTES:

Water depth 1.25 meters

MAP:



Circle if Applicable:

MS/MSD	Duplicate ID No.:

Signature(s):

Water Quality Parameter Field Measurements-June 2016
Frog Mortar Creek
Lockheed Martin, Martin State Airport, Middle River, Maryland

Tetra Tech

SURFACE WATER SAMPLE LOG SHEET

Page___ of ___

Project Site Name: Frog Mortar Creek, Martin State Airport
Project No.: 112IC07804

[] Stream
[] Spring
[] Pond
[] Lake
[X] Other: Tidal creek - freshwater
[] QA Sample Type:

Sample ID No.: MSA-SW37D -61416
Sample Location: MSA-SW37D
Sampled By: J. Mullis
C.O.C. No.:

Type of Sample:
[x] Low Concentration
[] High Concentration

SAMPLING DATA:

		Color	pH	S.C.	Temp.	Turbidity	DO	Salinity	ORP
Date:	6/14/2016	(Visual)	(S.U.)	(mS/cm)	(^{0}C)	(NTU)	(mg/L)	(ppt)	mV
Time:	1308								
Depth:	1 ft below water		**7.53**	**6.04**	**26.01**	**5.92**	**4.86**	**3.3**	**132**
Method:	Grab								

SAMPLE COLLECTION INFORMATION:

Analysis	Preservative	Container Requirements	Collected
VOCs + TICs	HCL pH<2	3 - 40 mL glass vials	Yes
Dissolved metals + Hardness	HNO_3 pH<2	1 - 500 mL plastic	Yes
Dissolved Hexavalent chromium	4° C	1 - 250 mL plastic	Yes

OBSERVATIONS / NOTES:

Water depth 1.75 meters

MAP:



Circle if Applicable:

MS/MSD	Duplicate ID No.:

Signature(s):

Water Quality Parameter Field Measurements-June 2016
Frog Mortar Creek
Lockheed Martin, Martin State Airport, Middle River, Maryland

Tetra Tech

SURFACE WATER SAMPLE LOG SHEET

Page___ of ___

Project Site Name: Frog Mortar Creek, Martin State Airport
Project No.: 112IC07804

[] Stream
[] Spring
[] Pond
[] Lake
[X] Other: Tidal creek - freshwater
[] QA Sample Type:

Sample ID No.: MSA-SW38A -61416
Sample Location: MSA-SW38A
Sampled By: J. Mullis
C.O.C. No.:

Type of Sample:
[x] Low Concentration
[] High Concentration

SAMPLING DATA:

		Color	pH	S.C.	Temp.	Turbidity	DO	Salinity	ORP
Date:	6/14/2016	(Visual)	(S.U.)	(mS/cm)	(^{0}C)	(NTU)	(mg/L)	(ppt)	mV
Time:	1134		**7.47**	**6.28**	**25.41**	**5.59**	**4.74**	**3.4**	**109**
Depth:	1 ft below water								
Method:	Grab								

SAMPLE COLLECTION INFORMATION:

Analysis	Preservative	Container Requirements	Collected
VOCs + TICs	HCL pH<2	3 - 40 mL glass vials	Yes
Dissolved metals + Hardness	HNO_3 pH<2	1 - 500 mL plastic	Yes
Dissolved Hexavalent chromium	4° C	1 - 250 mL plastic	Yes

OBSERVATIONS / NOTES:

Water depth 0.4 meters

MAP:



Circle if Applicable:

MS/MSD	Duplicate ID No.:

Signature(s):

Water Quality Parameter Field Measurements-June 2016
Frog Mortar Creek
Lockheed Martin, Martin State Airport, Middle River, Maryland

Tetra Tech

SURFACE WATER SAMPLE LOG SHEET

Project Site Name: Frog Mortar Creek, Martin State Airport
Project No.: 112IC07804

[] Stream
[] Spring
[] Pond
[] Lake
[X] Other: Tidal creek - freshwater
[] QA Sample Type:

Sample ID No.: MSA-SW38B -61416
Sample Location: MSA-SW38B
Sampled By: J. Mullis
C.O.C. No.:

Type of Sample:
[x] Low Concentration
[] High Concentration

SAMPLING DATA:

		Color	pH	S.C.	Temp.	Turbidity	DO	Salinity	ORP
Date:	6/14/2016	(Visual)	(S.U.)	(mS/cm)	(^{0}C)	(NTU)	(mg/L)	(ppt)	mV
Time:	1136								
Depth:	1 ft below water		7.34	6.25	25.54	4.97	4.88	3.4	108
Method:	Grab								

SAMPLE COLLECTION INFORMATION:

Analysis	Preservative	Container Requirements	Collected
VOCs + TICs	HCL pH<2	3 - 40 mL glass vials	Yes
Dissolved metals + Hardness	HNO_3 pH<2	1 - 500 mL plastic	Yes
Dissolved Hexavalent chromium	4° C	1 - 250 mL plastic	Yes

OBSERVATIONS / NOTES:

Water depth 1.3 meters

MAP:



Circle if Applicable:

MS/MSD	Duplicate ID No.:

Signature(s):

Water Quality Parameter Field Measurements-June 2016
Frog Mortar Creek
Lockheed Martin, Martin State Airport, Middle River, Maryland

Tetra Tech

SURFACE WATER SAMPLE LOG SHEET

Project Site Name: Frog Mortar Creek, Martin State Airport
Project No.: 112IC07804

[] Stream
[] Spring
[] Pond
[] Lake
[X] Other: Tidal creek - freshwater
[] QA Sample Type:

Sample ID No.: MSA-SW38C -61416
Sample Location: MSA-SW38C
Sampled By: J. Mullis
C.O.C. No.:

Type of Sample:
[x] Low Concentration
[] High Concentration

SAMPLING DATA:

		Color	pH	S.C.	Temp.	Turbidity	DO	Salinity	ORP
Date:	6/14/2016	(Visual)	(S.U.)	(mS/cm)	(^{0}C)	(NTU)	(mg/L)	(ppt)	mV
Time:	1145								
Depth:	1 ft below water		**7.34**	**6.18**	**25.13**	**7.98**	**4.61**	**3.4**	**131**
Method:	Grab								

SAMPLE COLLECTION INFORMATION:

Analysis	Preservative	Container Requirements	Collected
VOCs + TICs	HCL pH<2	3 - 40 mL glass vials	Yes
Dissolved metals + Hardness	HNO_3 pH<2	1 - 500 mL plastic	Yes
Dissolved Hexavalent chromium	4° C	1 - 250 mL plastic	Yes

OBSERVATIONS / NOTES:

Water depth 1.75 meters

MAP:



Circle if Applicable:

MS/MSD	Duplicate ID No.:

Signature(s):

Water Quality Parameter Field Measurements-June 2016
Frog Mortar Creek
Lockheed Martin, Martin State Airport, Middle River, Maryland

Tetra Tech

SURFACE WATER SAMPLE LOG SHEET

Page___ of ___

Project Site Name: Frog Mortar Creek, Martin State Airport
Project No.: 112IC07804

[] Stream
[] Spring
[] Pond
[] Lake
[X] Other: Tidal creek - freshwater
[] QA Sample Type:

Sample ID No.: MSA-SW38D -61416
Sample Location: MSA-SW38D
Sampled By: J. Mullis
C.O.C. No.:

Type of Sample:
[x] Low Concentration
[] High Concentration

SAMPLING DATA:

		Color	pH	S.C.	Temp.	Turbidity	DO	Salinity	ORP
Date:	6/14/2016	(Visual)	(S.U.)	(mS/cm)	(^{0}C)	(NTU)	(mg/L)	(ppt)	mV
Time:	1149								
Depth:	1 ft below water		**7.28**	**6.17**	**25.13**	**7.35**	**4.58**	**3.4**	**135**
Method:	Grab								

SAMPLE COLLECTION INFORMATION:

Analysis	Preservative	Container Requirements	Collected
VOCs + TICs	HCL pH<2	3 - 40 mL glass vials	Yes
Dissolved metals + Hardness	HNO_3 pH<2	1 - 500 mL plastic	Yes
Dissolved Hexavalent chromium	4° C	1 - 250 mL plastic	Yes

OBSERVATIONS / NOTES:

Water depth 1.7 meters

MAP:



Circle if Applicable:

MS/MSD	Duplicate ID No.:

Signature(s):

Water Quality Parameter Field Measurements-June 2016
Frog Mortar Creek
Lockheed Martin, Martin State Airport, Middle River, Maryland

Tetra Tech

SURFACE WATER SAMPLE LOG SHEET

Project Site Name: Frog Mortar Creek, Martin State Airport
Project No.: 112IC07804

[] Stream
[] Spring
[] Pond
[] Lake
[X] Other: Tidal creek - freshwater
[] QA Sample Type:

Sample ID No.: MSA-SW39A -61416
Sample Location: MSA-SW39A
Sampled By: J. Mullis
C.O.C. No.:

Type of Sample:
[x] Low Concentration
[] High Concentration

SAMPLING DATA:

		Color	pH	S.C.	Temp.	Turbidity	DO	Salinity	ORP
Date:	6/14/2016	(Visual)	(S.U.)	(mS/cm)	(^{0}C)	(NTU)	(mg/L)	(ppt)	mV
Time:	923								
Depth:	1 ft below water		**6.93**	**6.51**	**24.33**	**4.49**	**4.07**	**3.6**	**96**
Method:	Grab								

SAMPLE COLLECTION INFORMATION:

Analysis	Preservative	Container Requirements	Collected
VOCs + TICs	HCL pH<2	3 - 40 mL glass vials	Yes
Dissolved metals + Hardness	HNO_3 pH<2	1 - 500 mL plastic	Yes
Dissolved Hexavalent chromium	4° C	1 - 250 mL plastic	Yes

OBSERVATIONS / NOTES:

Water depth 0.6 meters

MAP:



Circle if Applicable:

MS/MSD	Duplicate ID No.:

Signature(s):

Water Quality Parameter Field Measurements-June 2016
Frog Mortar Creek
Lockheed Martin, Martin State Airport, Middle River, Maryland

Tetra Tech

SURFACE WATER SAMPLE LOG SHEET

Project Site Name: Frog Mortar Creek, Martin State Airport
Project No.: 112IC07804

[] Stream
[] Spring
[] Pond
[] Lake
[X] Other: Tidal creek - freshwater
[] QA Sample Type:

Sample ID No.: MSA-SW39B -61416
Sample Location: MSA-SW39B
Sampled By: J. Mullis
C.O.C. No.:

Type of Sample:
[x] Low Concentration
[] High Concentration

SAMPLING DATA:

		Color	pH	S.C.	Temp.	Turbidity	DO	Salinity	ORP
Date:	6/14/2016	(Visual)	(S.U.)	(mS/cm)	(^{0}C)	(NTU)	(mg/L)	(ppt)	mV
Time:	932								
Depth:	1 ft below water		7	6.51	23.89	3.87	4.47	3.6	114
Method:	Grab								

SAMPLE COLLECTION INFORMATION:

Analysis	Preservative	Container Requirements	Collected
VOCs + TICs	HCL pH<2	3 - 40 mL glass vials	Yes
Dissolved metals + Hardness	HNO_3 pH<2	1 - 500 mL plastic	Yes
Dissolved Hexavalent chromium	4° C	1 - 250 mL plastic	Yes

OBSERVATIONS / NOTES:

Water depth 1.2 meters

MAP:



Circle if Applicable:

MS/MSD	Duplicate ID No.:

Signature(s):

Water Quality Parameter Field Measurements-June 2016
Frog Mortar Creek
Lockheed Martin, Martin State Airport, Middle River, Maryland

Tetra Tech

SURFACE WATER SAMPLE LOG SHEET

Page___ of ___

Project Site Name: Frog Mortar Creek, Martin State Airport
Project No.: 112IC07804

[] Stream
[] Spring
[] Pond
[] Lake
[X] Other: Tidal creek - freshwater
[] QA Sample Type:

Sample ID No.: MSA-SW39C -61416
Sample Location: MSA-SW39C
Sampled By: J. Mullis
C.O.C. No.:

Type of Sample:
[x] Low Concentration
[] High Concentration

SAMPLING DATA:

		Color	pH	S.C.	Temp.	Turbidity	DO	Salinity	ORP
Date:	6/14/2016	(Visual)	(S.U.)	(mS/cm)	(^{0}C)	(NTU)	(mg/L)	(ppt)	mV
Time:	939								
Depth:	1 ft below water		**7.16**	**6.42**	**23.76**	**3.3**	**5.19**	**3.5**	**125**
Method:	Grab								

SAMPLE COLLECTION INFORMATION:

Analysis	Preservative	Container Requirements	Collected
VOCs + TICs	HCL pH<2	3 - 40 mL glass vials	Yes
Dissolved metals + Hardness	HNO_3 pH<2	1 - 500 mL plastic	Yes
Dissolved Hexavalent chromium	4° C	1 - 250 mL plastic	Yes

OBSERVATIONS / NOTES:

Water depth 1.3 meters

MAP:



Circle if Applicable:

MS/MSD	Duplicate ID No.:

Signature(s):

Water Quality Parameter Field Measurements-June 2016
Frog Mortar Creek
Lockheed Martin, Martin State Airport, Middle River, Maryland

Tetra Tech

SURFACE WATER SAMPLE LOG SHEET

Project Site Name: Frog Mortar Creek, Martin State Airport
Project No.: 112IC07804

[] Stream
[] Spring
[] Pond
[] Lake
[X] Other: Tidal creek - freshwater
[] QA Sample Type:

Sample ID No.: MSA-SW39D -61416
Sample Location: MSA-SW39D
Sampled By: J. Mullis
C.O.C. No.:

Type of Sample:
[x] Low Concentration
[] High Concentration

SAMPLING DATA:

		Color	pH	S.C.	Temp.	Turbidity	DO	Salinity	ORP
Date:	6/14/2016								
Time:	945	(Visual)	(S.U.)	(mS/cm)	(^{0}C)	(NTU)	(mg/L)	(ppt)	mV
Depth:	1 ft below water		7.06	6.42	23.9	5.84	4.8	3.5	127
Method:	Grab								

SAMPLE COLLECTION INFORMATION:

Analysis	Preservative	Container Requirements	Collected
VOCs + TICs	HCL pH<2	3 - 40 mL glass vials	Yes
Dissolved metals + Hardness	HNO_3 pH<2	1 - 500 mL plastic	Yes
Dissolved Hexavalent chromium	4° C	1 - 250 mL plastic	Yes

OBSERVATIONS / NOTES:

Water depth 1 meters

MAP:



Circle if Applicable:

MS/MSD	Duplicate ID No.:

Signature(s):

Water Quality Parameter Field Measurements-June 2016
Frog Mortar Creek
Lockheed Martin, Martin State Airport, Middle River, Maryland

Tetra Tech

SURFACE WATER SAMPLE LOG SHEET

Page___ of ___

Project Site Name: Frog Mortar Creek, Martin State Airport
Project No.: 112IC07804

[] Stream
[] Spring
[] Pond
[] Lake
[X] Other: Tidal creek - freshwater
[] QA Sample Type:

Sample ID No.: MSA-SW40A -61416
Sample Location: MSA-SW40A
Sampled By: J. Mullis
C.O.C. No.:

Type of Sample:
[x] Low Concentration
[] High Concentration

SAMPLING DATA:

		Color	pH	S.C.	Temp.	Turbidity	DO	Salinity	ORP
Date:	6/14/2016	(Visual)	(S.U.)	(mS/cm)	(^{0}C)	(NTU)	(mg/L)	(ppt)	mV
Time:	1200								
Depth:	1 ft below water		**7.70**	**6.14**	**25.67**	**5.37**	**5.44**	**3.3**	**115**
Method:	Grab								

SAMPLE COLLECTION INFORMATION:

Analysis	Preservative	Container Requirements	Collected
VOCs + TICs	HCL pH<2	3 - 40 mL glass vials	Yes
Dissolved metals + Hardness	HNO_3 pH<2	1 - 500 mL plastic	Yes
Dissolved Hexavalent chromium	4° C	1 - 250 mL plastic	Yes

OBSERVATIONS / NOTES:

Water depth 0.4 meters

MAP:



Circle if Applicable:

MS/MSD	Duplicate ID No.:

Signature(s):

Water Quality Parameter Field Measurements-June 2016
Frog Mortar Creek
Lockheed Martin, Martin State Airport, Middle River, Maryland

Tetra Tech

SURFACE WATER SAMPLE LOG SHEET

Page___ of ___

Project Site Name: Frog Mortar Creek, Martin State Airport
Project No.: 112IC07804

[] Stream
[] Spring
[] Pond
[] Lake
[X] Other: Tidal creek - freshwater
[] QA Sample Type:

Sample ID No.: MSA-SW40B -61416
Sample Location: MSA-SW40B
Sampled By: J. Mullis
C.O.C. No.:

Type of Sample:
[x] Low Concentration
[] High Concentration

SAMPLING DATA:

		Color	pH	S.C.	Temp.	Turbidity	DO	Salinity	ORP
Date:	6/14/2016	(Visual)	(S.U.)	(mS/cm)	(^{0}C)	(NTU)	(mg/L)	(ppt)	mV
Time:	1205								
Depth:	1 ft below water		**7.65**	**6.10**	**25.47**	**5.16**	**5.29**	**3.3**	**125**
Method:	Grab								

SAMPLE COLLECTION INFORMATION:

Analysis	Preservative	Container Requirements	Collected
VOCs + TICs	HCL pH<2	3 - 40 mL glass vials	Yes
Dissolved metals + Hardness	HNO_3 pH<2	1 - 500 mL plastic	Yes
Dissolved Hexavalent chromium	4° C	1 - 250 mL plastic	Yes

OBSERVATIONS / NOTES:

Water depth 0.6 meters

MAP:



Circle if Applicable:

MS/MSD	Duplicate ID No.:

Signature(s):

Water Quality Parameter Field Measurements-June 2016
Frog Mortar Creek
Lockheed Martin, Martin State Airport, Middle River, Maryland

Tetra Tech

SURFACE WATER SAMPLE LOG SHEET

Page___ of ___

Project Site Name: Frog Mortar Creek, Martin State Airport
Project No.: 112IC07804

[] Stream
[] Spring
[] Pond
[] Lake
[X] Other: Tidal creek - freshwater
[] QA Sample Type:

Sample ID No.: MSA-SW40C -61416
Sample Location: MSA-SW40C
Sampled By: J. Mullis
C.O.C. No.:

Type of Sample:
[x] Low Concentration
[] High Concentration

SAMPLING DATA:

		Color	pH	S.C.	Temp.	Turbidity	DO	Salinity	ORP
Date:	6/14/2016	(Visual)	(S.U.)	(mS/cm)	(^{0}C)	(NTU)	(mg/L)	(ppt)	mV
Time:	1210								
Depth:	1 ft below water		**7.43**	**6.12**	**25.35**	**6.50**	**4.67**	**3.3**	**136**
Method:	Grab								

SAMPLE COLLECTION INFORMATION:

Analysis	Preservative	Container Requirements	Collected
VOCs + TICs	HCL pH<2	3 - 40 mL glass vials	Yes
Dissolved metals + Hardness	HNO_3 pH<2	1 - 500 mL plastic	Yes
Dissolved Hexavalent chromium	4° C	1 - 250 mL plastic	Yes

OBSERVATIONS / NOTES:

Water depth 1.15 meters

MAP:



Circle if Applicable:

MS/MSD	Duplicate ID No.:

Signature(s):

Water Quality Parameter Field Measurements-June 2016
Frog Mortar Creek
Lockheed Martin, Martin State Airport, Middle River, Maryland

Tetra Tech

SURFACE WATER SAMPLE LOG SHEET

Project Site Name: Frog Mortar Creek, Martin State Airport
Project No.: 112IC07804

[] Stream
[] Spring
[] Pond
[] Lake
[X] Other: Tidal creek - freshwater
[] QA Sample Type:

Sample ID No.: MSA-SW40D -61416
Sample Location: MSA-SW40D
Sampled By: J. Mullis
C.O.C. No.:

Type of Sample:
[x] Low Concentration
[] High Concentration

SAMPLING DATA:

		Color	pH	S.C.	Temp.	Turbidity	DO	Salinity	ORP
Date:	6/14/2016	(Visual)	(S.U.)	(mS/cm)	(^{0}C)	(NTU)	(mg/L)	(ppt)	mV
Time:	1214								
Depth:	1 ft below water		7.36	6.08	25.37	6.64	4.80	3.3	138
Method:	Grab								

SAMPLE COLLECTION INFORMATION:

Analysis	Preservative	Container Requirements	Collected
VOCs + TICs	HCL pH<2	3 - 40 mL glass vials	Yes
Dissolved metals + Hardness	HNO_3 pH<2	1 - 500 mL plastic	Yes
Dissolved Hexavalent chromium	4° C	1 - 250 mL plastic	Yes

OBSERVATIONS / NOTES:

Water depth 1.6 meters

MAP:



Circle if Applicable:

MS/MSD	Duplicate ID No.:

Signature(s):

Water Quality Parameter Field Measurements-June 2016
Frog Mortar Creek
Lockheed Martin, Martin State Airport, Middle River, Maryland

Tetra Tech

SURFACE WATER SAMPLE LOG SHEET

Page___ of ___

Project Site Name: Frog Mortar Creek, Martin State Airport
Project No.: 112IC07804

[] Stream
[] Spring
[] Pond
[] Lake
[X] Other: Tidal creek - freshwater
[] QA Sample Type:

Sample ID No.: MSA-SW41A -61416
Sample Location: MSA-SW41A
Sampled By: J. Mullis
C.O.C. No.:

Type of Sample:
[x] Low Concentration
[] High Concentration

SAMPLING DATA:

		Color	pH	S.C.	Temp.	Turbidity	DO	Salinity	ORP
Date:	6/14/2016	(Visual)	(S.U.)	(mS/cm)	(^{0}C)	(NTU)	(mg/L)	(ppt)	mV
Time:	1100								
Depth:	1 ft below water		**7.10**	**6.30**	**25.03**	**4.11**	**4.52**	**3.4**	**114**
Method:	Grab								

SAMPLE COLLECTION INFORMATION:

Analysis	Preservative	Container Requirements	Collected
VOCs + TICs	HCL pH<2	3 - 40 mL glass vials	Yes
Dissolved metals + Hardness	HNO_3 pH<2	1 - 500 mL plastic	Yes
Dissolved Hexavalent chromium	4° C	1 - 250 mL plastic	Yes

OBSERVATIONS / NOTES:

Water depth 0.3 meters

MAP:



Circle if Applicable:

MS/MSD	Duplicate ID No.:

Signature(s):

Water Quality Parameter Field Measurements-June 2016
Frog Mortar Creek
Lockheed Martin, Martin State Airport, Middle River, Maryland

Tetra Tech

SURFACE WATER SAMPLE LOG SHEET

Project Site Name: Frog Mortar Creek, Martin State Airport
Project No.: 112IC07804

[] Stream
[] Spring
[] Pond
[] Lake
[X] Other: Tidal creek - freshwater
[] QA Sample Type:

Sample ID No.: MSA-SW41B -61416
Sample Location: MSA-SW41B
Sampled By: J. Mullis
C.O.C. No.:

Type of Sample:
[x] Low Concentration
[] High Concentration

SAMPLING DATA:

		Color	pH	S.C.	Temp.	Turbidity	DO	Salinity	ORP
Date:	6/14/2016	(Visual)	(S.U.)	(mS/cm)	(^{0}C)	(NTU)	(mg/L)	(ppt)	mV
Time:	1105								
Depth:	1 ft below water		7.13	6.30	24.89	5.30	4.57	3.4	118
Method:	Grab								

SAMPLE COLLECTION INFORMATION:

Analysis	Preservative	Container Requirements	Collected
VOCs + TICs	HCL pH<2	3 - 40 mL glass vials	Yes
Dissolved metals + Hardness	HNO_3 pH<2	1 - 500 mL plastic	Yes
Dissolved Hexavalent chromium	4° C	1 - 250 mL plastic	Yes

OBSERVATIONS / NOTES:

Water depth 0.7 meters

MAP:



Circle if Applicable:

MS/MSD	Duplicate ID No.:

Signature(s):

Water Quality Parameter Field Measurements-June 2016
Frog Mortar Creek
Lockheed Martin, Martin State Airport, Middle River, Maryland

Tetra Tech

SURFACE WATER SAMPLE LOG SHEET

Project Site Name: Frog Mortar Creek, Martin State Airport
Project No.: 112IC07804

[] Stream
[] Spring
[] Pond
[] Lake
[X] Other: Tidal creek - freshwater
[] QA Sample Type:

Sample ID No.: MSA-SW41C -61416
Sample Location: MSA-SW41C
Sampled By: J. Mullis
C.O.C. No.:

Type of Sample:
[x] Low Concentration
[] High Concentration

SAMPLING DATA:

		Color	pH	S.C.	Temp.	Turbidity	DO	Salinity	ORP
Date:	6/14/2016	(Visual)	(S.U.)	(mS/cm)	(^{0}C)	(NTU)	(mg/L)	(ppt)	mV
Time:	1109								
Depth:	1 ft below water		**7.18**	**6.20**	**24.81**	**6.17**	**4.84**	**3.4**	**124**
Method:	Grab								

SAMPLE COLLECTION INFORMATION:

Analysis	Preservative	Container Requirements	Collected
VOCs + TICs	HCL pH<2	3 - 40 mL glass vials	Yes
Dissolved metals + Hardness	HNO_3 pH<2	1 - 500 mL plastic	Yes
Dissolved Hexavalent chromium	4° C	1 - 250 mL plastic	Yes

OBSERVATIONS / NOTES:

Water depth 1.05 meters

MAP:



Circle if Applicable:

MS/MSD	Duplicate ID No.:

Signature(s):

Water Quality Parameter Field Measurements-June 2016
Frog Mortar Creek
Lockheed Martin, Martin State Airport, Middle River, Maryland

Tetra Tech

SURFACE WATER SAMPLE LOG SHEET

Project Site Name: Frog Mortar Creek, Martin State Airport
Project No.: 112IC07804

[] Stream
[] Spring
[] Pond
[] Lake
[X] Other: Tidal creek - freshwater
[] QA Sample Type:

Sample ID No.: MSA-SW41D -61416
Sample Location: MSA-SW41D
Sampled By: J. Mullis
C.O.C. No.:

Type of Sample:
[x] Low Concentration
[] High Concentration

SAMPLING DATA:

		Color	pH	S.C.	Temp.	Turbidity	DO	Salinity	ORP
Date:	6/14/2016	(Visual)	(S.U.)	(mS/cm)	(^{0}C)	(NTU)	(mg/L)	(ppt)	mV
Time:	1113								
Depth:	1 ft below water		**7.19**	**6.20**	**24.79**	**7.88**	**4.63**	**3.4**	**131**
Method:	Grab								

SAMPLE COLLECTION INFORMATION:

Analysis	Preservative	Container Requirements	Collected
VOCs + TICs	HCL pH<2	3 - 40 mL glass vials	Yes
Dissolved metals + Hardness	HNO_3 pH<2	1 - 500 mL plastic	Yes
Dissolved Hexavalent chromium	4° C	1 - 250 mL plastic	Yes

OBSERVATIONS / NOTES:

Water depth 1.55 meters

MAP:



Circle if Applicable:

MS/MSD	Duplicate ID No.:

Signature(s):

Water Quality Parameter Field Measurements-June 2016
Frog Mortar Creek
Lockheed Martin, Martin State Airport, Middle River, Maryland

Tetra Tech

SURFACE WATER SAMPLE LOG SHEET

Page___ of ___

Project Site Name: Frog Mortar Creek, Martin State Airport
Project No.: 112IC07804

[] Stream
[] Spring
[] Pond
[] Lake
[X] Other: Tidal creek - freshwater
[] QA Sample Type:

Sample ID No.: MSA-SW42A -61416
Sample Location: MSA-SW42A
Sampled By: J. Mullis
C.O.C. No.:

Type of Sample:
[x] Low Concentration
[] High Concentration

SAMPLING DATA:

		Color	pH	S.C.	Temp.	Turbidity	DO	Salinity	ORP
Date:	6/14/2016	(Visual)	(S.U.)	(mS/cm)	(^{0}C)	(NTU)	(mg/L)	(ppt)	mV
Time:	1231								
Depth:	1 ft below water		**7.68**	**6.00**	**26.15**	**7.45**	**5.86**	**3.2**	**121**
Method:	Grab								

SAMPLE COLLECTION INFORMATION:

Analysis	Preservative	Container Requirements	Collected
VOCs + TICs	HCL pH<2	3 - 40 mL glass vials	Yes
Dissolved metals + Hardness	HNO_3 pH<2	1 - 500 mL plastic	Yes
Dissolved Hexavalent chromium	4° C	1 - 250 mL plastic	Yes

OBSERVATIONS / NOTES:

Water depth 0.3 meters

MAP:



Circle if Applicable:

MS/MSD	Duplicate ID No.:

Signature(s):

Water Quality Parameter Field Measurements-June 2016
Frog Mortar Creek
Lockheed Martin, Martin State Airport, Middle River, Maryland

Tetra Tech

SURFACE WATER SAMPLE LOG SHEET

Project Site Name: Frog Mortar Creek, Martin State Airport
Project No.: 112IC07804

[] Stream
[] Spring
[] Pond
[] Lake
[X] Other: Tidal creek - freshwater
[] QA Sample Type:

Sample ID No.: MSA-SW42B -61416
Sample Location: MSA-SW42B
Sampled By: J. Mullis
C.O.C. No.:

Type of Sample:
[x] Low Concentration
[] High Concentration

SAMPLING DATA:

		Color	pH	S.C.	Temp.	Turbidity	DO	Salinity	ORP
Date:	6/14/2016	(Visual)	(S.U.)	(mS/cm)	(^{0}C)	(NTU)	(mg/L)	(ppt)	mV
Time:	1236								
Depth:	1 ft below water		**7.64**	**6.00**	**26.32**	**4.06**	**5.23**	**3.3**	**126**
Method:	Grab								

SAMPLE COLLECTION INFORMATION:

Analysis	Preservative	Container Requirements	Collected
VOCs + TICs	HCL pH<2	3 - 40 mL glass vials	Yes
Dissolved metals + Hardness	HNO_3 pH<2	1 - 500 mL plastic	Yes
Dissolved Hexavalent chromium	4° C	1 - 250 mL plastic	Yes

OBSERVATIONS / NOTES:

Water depth 1.11 meters

MAP:



Circle if Applicable:

MS/MSD	Duplicate ID No.:

Signature(s):

Water Quality Parameter Field Measurements-June 2016
Frog Mortar Creek
Lockheed Martin, Martin State Airport, Middle River, Maryland

Tetra Tech

SURFACE WATER SAMPLE LOG SHEET

Page___ of ___

Project Site Name: Frog Mortar Creek, Martin State Airport
Project No.: 112IC07804

[] Stream
[] Spring
[] Pond
[] Lake
[X] Other: Tidal creek - freshwater
[] QA Sample Type:

Sample ID No.: MSA-SW42C -61416
Sample Location: MSA-SW42C
Sampled By: J. Mullis
C.O.C. No.:

Type of Sample:
[x] Low Concentration
[] High Concentration

SAMPLING DATA:

		Color	pH	S.C.	Temp.	Turbidity	DO	Salinity	ORP
Date:	6/14/2016	(Visual)	(S.U.)	(mS/cm)	(^{0}C)	(NTU)	(mg/L)	(ppt)	mV
Time:	1243								
Depth:	1 ft below water		7.52	6.00	25.78	6.27	4.70	3.3	122
Method:	Grab								

SAMPLE COLLECTION INFORMATION:

Analysis	Preservative	Container Requirements	Collected
VOCs + TICs	HCL pH<2	3 - 40 mL glass vials	Yes
Dissolved metals + Hardness	HNO_3 pH<2	1 - 500 mL plastic	Yes
Dissolved Hexavalent chromium	4° C	1 - 250 mL plastic	Yes

OBSERVATIONS / NOTES:

Water depth 1.7 meters

MAP:



Circle if Applicable:

MS/MSD	Duplicate ID No.:

Signature(s):

Water Quality Parameter Field Measurements-June 2016
Frog Mortar Creek
Lockheed Martin, Martin State Airport, Middle River, Maryland

Tetra Tech

SURFACE WATER SAMPLE LOG SHEET

Page___ of ___

Project Site Name: Frog Mortar Creek, Martin State Airport
Project No.: 112IC07804

[] Stream
[] Spring
[] Pond
[] Lake
[X] Other: Tidal creek - freshwater
[] QA Sample Type:

Sample ID No.: MSA-SW42D -61416
Sample Location: MSA-SW42D
Sampled By: J. Mullis
C.O.C. No.:

Type of Sample:
[x] Low Concentration
[] High Concentration

SAMPLING DATA:

		Color	pH	S.C.	Temp.	Turbidity	DO	Salinity	ORP
Date:	6/14/2016	(Visual)	(S.U.)	(mS/cm)	(^{0}C)	(NTU)	(mg/L)	(ppt)	mV
Time:	1246								
Depth:	1 ft below water		7.36	6.00	25.71	6.75	4.63	3.3	132
Method:	Grab								

SAMPLE COLLECTION INFORMATION:

Analysis	Preservative	Container Requirements	Collected
VOCs + TICs	HCL pH<2	3 - 40 mL glass vials	Yes
Dissolved metals + Hardness	HNO_3 pH<2	1 - 500 mL plastic	Yes
Dissolved Hexavalent chromium	4° C	1 - 250 mL plastic	Yes

OBSERVATIONS / NOTES:

Water depth 1.7 meters

MAP:



Circle if Applicable:

MS/MSD	Duplicate ID No.:

Signature(s):

Water Quality Parameter Field Measurements-June 2016
Frog Mortar Creek
Lockheed Martin, Martin State Airport, Middle River, Maryland

Tetra Tech

SURFACE WATER SAMPLE LOG SHEET

Project Site Name: Frog Mortar Creek, Martin State Airport
Project No.: 112IC07804

[] Stream
[] Spring
[] Pond
[] Lake
[X] Other: Tidal creek - freshwater
[] QA Sample Type:

Sample ID No.: MSA-SW43A -61416
Sample Location: MSA-SW43A
Sampled By: J. Mullis
C.O.C. No.:

Type of Sample:
[x] Low Concentration
[] High Concentration

SAMPLING DATA:

		Color	pH	S.C.	Temp.	Turbidity	DO	Salinity	ORP
Date:	6/14/2016	(Visual)	(S.U.)	(mS/cm)	(^{0}C)	(NTU)	(mg/L)	(ppt)	mV
Time:	1034								
Depth:	1 ft below water		**7.08**	**6.29**	**24.65**	**7.01**	**4.41**	**3.4**	**104**
Method:	Grab								

SAMPLE COLLECTION INFORMATION:

Analysis	Preservative	Container Requirements	Collected
VOCs + TICs	HCL pH<2	3 - 40 mL glass vials	Yes
Dissolved metals + Hardness	HNO_3 pH<2	1 - 500 mL plastic	Yes
Dissolved Hexavalent chromium	4° C	1 - 250 mL plastic	Yes

OBSERVATIONS / NOTES:

Water depth 0.4 meters

MAP:



Circle if Applicable:

MS/MSD	Duplicate ID No.:

Signature(s):

Water Quality Parameter Field Measurements-June 2016
Frog Mortar Creek
Lockheed Martin, Martin State Airport, Middle River, Maryland

Tetra Tech

SURFACE WATER SAMPLE LOG SHEET

Page___ of ___

Project Site Name: Frog Mortar Creek, Martin State Airport
Project No.: 112IC07804

[] Stream
[] Spring
[] Pond
[] Lake
[X] Other: Tidal creek - freshwater
[] QA Sample Type:

Sample ID No.: MSA-SW43B -61416
Sample Location: MSA-SW43B
Sampled By: J. Mullis
C.O.C. No.:

Type of Sample:
[x] Low Concentration
[] High Concentration

SAMPLING DATA:

		Color	pH	S.C.	Temp.	Turbidity	DO	Salinity	ORP
Date:	6/14/2016	(Visual)	(S.U.)	(mS/cm)	(^{0}C)	(NTU)	(mg/L)	(ppt)	mV
Time:	1038								
Depth:	1 ft below water		**7.01**	**6.30**	**24.56**	**4.78**	**4.31**	**3.4**	**89**
Method:	Grab								

SAMPLE COLLECTION INFORMATION:

Analysis	Preservative	Container Requirements	Collected
VOCs + TICs	HCL pH<2	3 - 40 mL glass vials	Yes
Dissolved metals + Hardness	HNO_3 pH<2	1 - 500 mL plastic	Yes
Dissolved Hexavalent chromium	4° C	1 - 250 mL plastic	Yes

OBSERVATIONS / NOTES:

Water depth 1.1 meters

MAP:



Circle if Applicable:

MS/MSD	Duplicate ID No.:

Signature(s):

Water Quality Parameter Field Measurements-June 2016
Frog Mortar Creek
Lockheed Martin, Martin State Airport, Middle River, Maryland

Tetra Tech

SURFACE WATER SAMPLE LOG SHEET

Page___ of ___

Project Site Name: Frog Mortar Creek, Martin State Airport
Project No.: 112IC07804

[] Stream
[] Spring
[] Pond
[] Lake
[X] Other: Tidal creek - freshwater
[] QA Sample Type:

Sample ID No.: MSA-SW43C -61416
Sample Location: MSA-SW43C
Sampled By: J. Mullis
C.O.C. No.:

Type of Sample:
[x] Low Concentration
[] High Concentration

SAMPLING DATA:

		Color	pH	S.C.	Temp.	Turbidity	DO	Salinity	ORP
Date:	6/14/2016	(Visual)	(S.U.)	(mS/cm)	(^{0}C)	(NTU)	(mg/L)	(ppt)	mV
Time:	1043								
Depth:	1 ft below water		**7.14**	**6.30**	**24.65**	**7.28**	**4.61**	**3.4**	**116**
Method:	Grab								

SAMPLE COLLECTION INFORMATION:

Analysis	Preservative	Container Requirements	Collected
VOCs + TICs	HCL pH<2	3 - 40 mL glass vials	Yes
Dissolved metals + Hardness	HNO_3 pH<2	1 - 500 mL plastic	Yes
Dissolved Hexavalent chromium	4° C	1 - 250 mL plastic	Yes

OBSERVATIONS / NOTES:

Water depth 1.6 meters

MAP:



Circle if Applicable:

MS/MSD	Duplicate ID No.:

Signature(s):

Water Quality Parameter Field Measurements-June 2016
Frog Mortar Creek
Lockheed Martin, Martin State Airport, Middle River, Maryland

Tetra Tech

SURFACE WATER SAMPLE LOG SHEET

Page___ of ___

Project Site Name: Frog Mortar Creek, Martin State Airport
Project No.: 112IC07804

[] Stream
[] Spring
[] Pond
[] Lake
[X] Other: Tidal creek - freshwater
[] QA Sample Type:

Sample ID No.: MSA-SW43D -61416
Sample Location: MSA-SW43D
Sampled By: J. Mullis
C.O.C. No.:

Type of Sample:
[x] Low Concentration
[] High Concentration

SAMPLING DATA:

		Color	pH	S.C.	Temp.	Turbidity	DO	Salinity	ORP
Date:	6/14/2016	(Visual)	(S.U.)	(mS/cm)	(^{0}C)	(NTU)	(mg/L)	(ppt)	mV
Time:	1047								
Depth:	1 ft below water		7.13	6.30	24.54	7.79	4.58	3.4	127
Method:	Grab								

SAMPLE COLLECTION INFORMATION:

Analysis	Preservative	Container Requirements	Collected
VOCs + TICs	HCL pH<2	3 - 40 mL glass vials	Yes
Dissolved metals + Hardness	HNO_3 pH<2	1 - 500 mL plastic	Yes
Dissolved Hexavalent chromium	4° C	1 - 250 mL plastic	Yes

OBSERVATIONS / NOTES:

Water depth 1.7 meters

MAP:



Circle if Applicable:

MS/MSD	Duplicate ID No.:

Signature(s):

Water Quality Parameter Field Measurements-June 2016
Frog Mortar Creek
Lockheed Martin, Martin State Airport, Middle River, Maryland

Tetra Tech

SURFACE WATER SAMPLE LOG SHEET

Project Site Name: Frog Mortar Creek, Martin State Airport
Project No.: 112IC07804

[] Stream
[] Spring
[] Pond
[] Lake
[X] Other: Tidal creek - freshwater
[] QA Sample Type:

Sample ID No.: MSA-SW44A -61416
Sample Location: MSA-SW44A
Sampled By: J. Mullis
C.O.C. No.:

Type of Sample:
[x] Low Concentration
[] High Concentration

SAMPLING DATA:

		Color	pH	S.C.	Temp.	Turbidity	DO	Salinity	ORP
Date:	6/14/2016	(Visual)	(S.U.)	(mS/cm)	(^{0}C)	(NTU)	(mg/L)	(ppt)	mV
Time:	1012								
Depth:	1 ft below water		7.04	6.34	24.41	4.73	4.40	3.5	126
Method:	Grab								

SAMPLE COLLECTION INFORMATION:

Analysis	Preservative	Container Requirements	Collected
VOCs + TICs	HCL pH<2	3 - 40 mL glass vials	Yes
Dissolved metals + Hardness	HNO_3 pH<2	1 - 500 mL plastic	Yes
Dissolved Hexavalent chromium	4° C	1 - 250 mL plastic	Yes

OBSERVATIONS / NOTES:

Water depth 0.35 meters

MAP:



Circle if Applicable:

MS/MSD	Duplicate ID No.:

Signature(s):

Water Quality Parameter Field Measurements-June 2016
Frog Mortar Creek
Lockheed Martin, Martin State Airport, Middle River, Maryland

Tetra Tech

SURFACE WATER SAMPLE LOG SHEET

Page___ of ___

Project Site Name: Frog Mortar Creek, Martin State Airport
Project No.: 112IC07804

[] Stream
[] Spring
[] Pond
[] Lake
[X] Other: Tidal creek - freshwater
[] QA Sample Type:

Sample ID No.: MSA-SW44B -61416
Sample Location: MSA-SW44B
Sampled By: J. Mullis
C.O.C. No.:

Type of Sample:
[x] Low Concentration
[] High Concentration

SAMPLING DATA:

		Color	pH	S.C.	Temp.	Turbidity	DO	Salinity	ORP
Date:	6/14/2016	(Visual)	(S.U.)	(mS/cm)	(^{0}C)	(NTU)	(mg/L)	(ppt)	mV
Time:	1017								
Depth:	1 ft below water		**7.05**	**6.39**	**24.37**	**6.78**	**4.43**	**3.5**	**132**
Method:	Grab								

SAMPLE COLLECTION INFORMATION:

Analysis	Preservative	Container Requirements	Collected
VOCs + TICs	HCL pH<2	3 - 40 mL glass vials	Yes
Dissolved metals + Hardness	HNO_3 pH<2	1 - 500 mL plastic	Yes
Dissolved Hexavalent chromium	4° C	1 - 250 mL plastic	Yes

OBSERVATIONS / NOTES:

Water depth 1 meters

MAP:



Circle if Applicable:

MS/MSD	Duplicate ID No.:

Signature(s):

Water Quality Parameter Field Measurements-June 2016
Frog Mortar Creek
Lockheed Martin, Martin State Airport, Middle River, Maryland

Tetra Tech

SURFACE WATER SAMPLE LOG SHEET

Project Site Name: Frog Mortar Creek, Martin State Airport
Project No.: 112IC07804

[] Stream
[] Spring
[] Pond
[] Lake
[X] Other: Tidal creek - freshwater
[] QA Sample Type:

Sample ID No.: MSA-SW44C -61416
Sample Location: MSA-SW44C
Sampled By: J. Mullis
C.O.C. No.:

Type of Sample:
[x] Low Concentration
[] High Concentration

SAMPLING DATA:

		Color	pH	S.C.	Temp.	Turbidity	DO	Salinity	ORP
Date:	6/14/2016	(Visual)	(S.U.)	(mS/cm)	(^{0}C)	(NTU)	(mg/L)	(ppt)	mV
Time:	1021								
Depth:	1 ft below water		**7.09**	**6.36**	**24.38**	**7.37**	**4.45**	**3.5**	**138**
Method:	Grab								

SAMPLE COLLECTION INFORMATION:

Analysis	Preservative	Container Requirements	Collected
VOCs + TICs	HCL pH<2	3 - 40 mL glass vials	Yes
Dissolved metals + Hardness	HNO_3 pH<2	1 - 500 mL plastic	Yes
Dissolved Hexavalent chromium	4° C	1 - 250 mL plastic	Yes

OBSERVATIONS / NOTES:

Water depth 1.6 meters

MAP:



Circle if Applicable:

MS/MSD	Duplicate ID No.:

Signature(s):

Water Quality Parameter Field Measurements-June 2016
Frog Mortar Creek
Lockheed Martin, Martin State Airport, Middle River, Maryland

Tetra Tech

SURFACE WATER SAMPLE LOG SHEET

Project Site Name: Frog Mortar Creek, Martin State Airport
Project No.: 112IC07804

[] Stream
[] Spring
[] Pond
[] Lake
[X] Other: Tidal creek - freshwater
[] QA Sample Type:

Sample ID No.: MSA-SW44D -61416
Sample Location: MSA-SW44D
Sampled By: J. Mullis
C.O.C. No.:

Type of Sample:
[x] Low Concentration
[] High Concentration

SAMPLING DATA:

		Color	pH	S.C.	Temp.	Turbidity	DO	Salinity	ORP
Date:	6/14/2016	(Visual)	(S.U.)	(mS/cm)	(^{0}C)	(NTU)	(mg/L)	(ppt)	mV
Time:	1026								
Depth:	1 ft below water		**7.11**	**6.36**	**24.39**	**8.20**	**4.40**	**3.5**	**141**
Method:	Grab								

SAMPLE COLLECTION INFORMATION:

Analysis	Preservative	Container Requirements	Collected
VOCs + TICs	HCL pH<2	3 - 40 mL glass vials	Yes
Dissolved metals + Hardness	HNO_3 pH<2	1 - 500 mL plastic	Yes
Dissolved Hexavalent chromium	4° C	1 - 250 mL plastic	Yes

OBSERVATIONS / NOTES:

Water depth 1.9 meters

MAP:



Circle if Applicable:

MS/MSD	Duplicate ID No.:

Signature(s):

Water Quality Parameter Field Measurements-June 2016
Frog Mortar Creek
Lockheed Martin, Martin State Airport, Middle River, Maryland

Tetra Tech

SURFACE WATER SAMPLE LOG SHEET

Page___ of ___

Project Site Name: Frog Mortar Creek, Martin State Airport
Project No.: 112IC07804

[] Stream
[] Spring
[] Pond
[] Lake
[X] Other: Tidal creek - freshwater
[] QA Sample Type:

Sample ID No.: MSA-SW45A -61416
Sample Location: MSA-SW45A
Sampled By: J. Mullis
C.O.C. No.:

Type of Sample:
[x] Low Concentration
[] High Concentration

SAMPLING DATA:

		Color	pH	S.C.	Temp.	Turbidity	DO	Salinity	ORP
Date:	6/14/2016	(Visual)	(S.U.)	(mS/cm)	(^{0}C)	(NTU)	(mg/L)	(ppt)	mV
Time:	953								
Depth:	1 ft below water		**7.03**	**6.29**	**24.29**	**4.33**	**4.54**	**3.4**	**120**
Method:	Grab								

SAMPLE COLLECTION INFORMATION:

Analysis	Preservative	Container Requirements	Collected
VOCs + TICs	HCL pH<2	3 - 40 mL glass vials	Yes
Dissolved metals + Hardness	HNO_3 pH<2	1 - 500 mL plastic	Yes
Dissolved Hexavalent chromium	4° C	1 - 250 mL plastic	Yes

OBSERVATIONS / NOTES:

Water depth 0.45 meters

MAP:



Circle if Applicable:

MS/MSD	Duplicate ID No.:

Signature(s):

Water Quality Parameter Field Measurements-June 2016
Frog Mortar Creek
Lockheed Martin, Martin State Airport, Middle River, Maryland

Tetra Tech

SURFACE WATER SAMPLE LOG SHEET

Page___ of ___

Project Site Name: Frog Mortar Creek, Martin State Airport
Project No.: 112IC07804

[] Stream
[] Spring
[] Pond
[] Lake
[X] Other: Tidal creek - freshwater
[] QA Sample Type:

Sample ID No.: MSA-SW45B -61416
Sample Location: MSA-SW45B
Sampled By: J. Mullis
C.O.C. No.:

Type of Sample:
[x] Low Concentration
[] High Concentration

SAMPLING DATA:

		Color	pH	S.C.	Temp.	Turbidity	DO	Salinity	ORP
Date:	6/14/2016	(Visual)	(S.U.)	(mS/cm)	(^{0}C)	(NTU)	(mg/L)	(ppt)	mV
Time:	957								
Depth:	1 ft below water		**7.06**	**6.45**	**24.19**	**4.24**	**4.68**	**3.5**	**129**
Method:	Grab								

SAMPLE COLLECTION INFORMATION:

Analysis	Preservative	Container Requirements	Collected
VOCs + TICs	HCL pH<2	3 - 40 mL glass vials	Yes
Dissolved metals + Hardness	HNO_3 pH<2	1 - 500 mL plastic	Yes
Dissolved Hexavalent chromium	4° C	1 - 250 mL plastic	Yes

OBSERVATIONS / NOTES:

Water depth 0.8 meters

MAP:



Circle if Applicable:

MS/MSD	Duplicate ID No.:

Signature(s):

Water Quality Parameter Field Measurements-June 2016
Frog Mortar Creek
Lockheed Martin, Martin State Airport, Middle River, Maryland

Tetra Tech

SURFACE WATER SAMPLE LOG SHEET

Page___ of ___

Project Site Name: Frog Mortar Creek, Martin State Airport
Project No.: 112IC07804

[] Stream
[] Spring
[] Pond
[] Lake
[X] Other: Tidal creek - freshwater
[] QA Sample Type:

Sample ID No.: MSA-SW45C -61416
Sample Location: MSA-SW45C
Sampled By: J. Mullis
C.O.C. No.:

Type of Sample:
[x] Low Concentration
[] High Concentration

SAMPLING DATA:

		Color	pH	S.C.	Temp.	Turbidity	DO	Salinity	ORP
Date:	6/14/2016	(Visual)	(S.U.)	(mS/cm)	(^{0}C)	(NTU)	(mg/L)	(ppt)	mV
Time:	1000								
Depth:	1 ft below water		**7.10**	**6.42**	**24.23**	**7.11**	**4.75**	**3.5**	**135**
Method:	Grab								

SAMPLE COLLECTION INFORMATION:

Analysis	Preservative	Container Requirements	Collected
VOCs + TICs	HCL pH<2	3 - 40 mL glass vials	Yes
Dissolved metals + Hardness	HNO_3 pH<2	1 - 500 mL plastic	Yes
Dissolved Hexavalent chromium	4° C	1 - 250 mL plastic	Yes

OBSERVATIONS / NOTES:

Water depth 1.6 meters

MAP:



Circle if Applicable:

MS/MSD	Duplicate ID No.:

Signature(s):

Water Quality Parameter Field Measurements-June 2016
Frog Mortar Creek
Lockheed Martin, Martin State Airport, Middle River, Maryland

Tetra Tech

SURFACE WATER SAMPLE LOG SHEET

Page___ of ___

Project Site Name: Frog Mortar Creek, Martin State Airport
Project No.: 112IC07804

[] Stream
[] Spring
[] Pond
[] Lake
[X] Other: Tidal creek - freshwater
[] QA Sample Type:

Sample ID No.: MSA-SW45D -61416
Sample Location: MSA-SW45D
Sampled By: J. Mullis
C.O.C. No.:

Type of Sample:
[x] Low Concentration
[] High Concentration

SAMPLING DATA:

		Color	pH	S.C.	Temp.	Turbidity	DO	Salinity	ORP
Date:	6/14/2016	(Visual)	(S.U.)	(mS/cm)	(^{0}C)	(NTU)	(mg/L)	(ppt)	mV
Time:	1006								
Depth:	1 ft below water		7.11	6.40	24.27	7.83	4.68	3.5	141
Method:	Grab								

SAMPLE COLLECTION INFORMATION:

Analysis	Preservative	Container Requirements	Collected
VOCs + TICs	HCL pH<2	3 - 40 mL glass vials	Yes
Dissolved metals + Hardness	HNO_3 pH<2	1 - 500 mL plastic	Yes
Dissolved Hexavalent chromium	4° C	1 - 250 mL plastic	Yes

OBSERVATIONS / NOTES:

Water depth 2.1 meters

MAP:



Circle if Applicable:

MS/MSD	Duplicate ID No.:

Signature(s):

Water Quality Parameter Field Measurements-June 2016
Frog Mortar Creek
Lockheed Martin, Martin State Airport, Middle River, Maryland

Tetra Tech

SURFACE WATER SAMPLE LOG SHEET

Page___ of ___

Project Site Name: Frog Mortar Creek, Martin State Airport
Project No.: 112IC07804

[] Stream
[] Spring
[] Pond
[] Lake
[X] Other: Tidal creek - freshwater
[] QA Sample Type:

Sample ID No.: MSA-SW46A -61416
Sample Location: MSA-SW46A
Sampled By: J. Mullis
C.O.C. No.:

Type of Sample:
[x] Low Concentration
[] High Concentration

SAMPLING DATA:

		Color	pH	S.C.	Temp.	Turbidity	DO	Salinity	ORP
Date:	6/14/2016	(Visual)	(S.U.)	(mS/cm)	(^{0}C)	(NTU)	(mg/L)	(ppt)	mV
Time:	1219								
Depth:	1 ft below water		**7.69**	**6.10**	**25.76**	**5.09**	**5.55**	**3.3**	**124**
Method:	Grab								

SAMPLE COLLECTION INFORMATION:

Analysis	Preservative	Container Requirements	Collected
VOCs	HCL pH<2	3 - 40 mL glass vials	Yes

OBSERVATIONS / NOTES:

Water depth 0.3 meters

MAP:



Circle if Applicable:

MS/MSD	Duplicate ID No.:

Signature(s):

Water Quality Parameter Field Measurements-June 2016
Frog Mortar Creek
Lockheed Martin, Martin State Airport, Middle River, Maryland

Tetra Tech

SURFACE WATER SAMPLE LOG SHEET

Page___ of ___

Project Site Name: Frog Mortar Creek, Martin State Airport
Project No.: 112IC07804

[] Stream
[] Spring
[] Pond
[] Lake
[X] Other: Tidal creek - freshwater
[] QA Sample Type:

Sample ID No.: MSA-SW47A -61416
Sample Location: MSA-SW47A
Sampled By: J. Mullis
C.O.C. No.:

Type of Sample:
[x] Low Concentration
[] High Concentration

SAMPLING DATA:

		Color	pH	S.C.	Temp.	Turbidity	DO	Salinity	ORP
Date:	6/14/2016	(Visual)	(S.U.)	(mS/cm)	(^{0}C)	(NTU)	(mg/L)	(ppt)	mV
Time:	1155								
Depth:	1 ft below water		**8.02**	**6.15**	**25.52**	**6.15**	**6.15**	**3.3**	**111**
Method:	Grab								

SAMPLE COLLECTION INFORMATION:

Analysis	Preservative	Container Requirements	Collected
VOCs	HCL pH<2	3 - 40 mL glass vials	Yes

OBSERVATIONS / NOTES:

Water depth 0.4 meters

MAP:



Circle if Applicable:

MS/MSD	Duplicate ID No.:

Signature(s):

Water Quality Parameter Field Measurements-June 2016
Frog Mortar Creek
Lockheed Martin, Martin State Airport, Middle River, Maryland

Tetra Tech

SURFACE WATER SAMPLE LOG SHEET

Page___ of ___

Project Site Name: Frog Mortar Creek, Martin State Airport
Project No.: 112IC07804

[] Stream
[] Spring
[] Pond
[] Lake
[X] Other: Tidal creek - freshwater
[] QA Sample Type:

Sample ID No.: MSA-SW48A -61416
Sample Location: MSA-SW48A
Sampled By: J. Mullis
C.O.C. No.:

Type of Sample:
[x] Low Concentration
[] High Concentration

SAMPLING DATA:

		Color	pH	S.C.	Temp.	Turbidity	DO	Salinity	ORP
Date:	6/14/2016	(Visual)	(S.U.)	(mS/cm)	(^{0}C)	(NTU)	(mg/L)	(ppt)	mV
Time:	1119								
Depth:	1 ft below water		7.32	6.30	25.05	6.41	4.63	3.4	126
Method:	Grab								

SAMPLE COLLECTION INFORMATION:

Analysis	Preservative	Container Requirements	Collected
VOCs	HCL pH<2	3 - 40 mL glass vials	Yes

OBSERVATIONS / NOTES:

Water depth 0.4 meters

MAP:



Circle if Applicable:

MS/MSD	Duplicate ID No.:

Signature(s):

Water Quality Parameter Field Measurements-June 2016
Frog Mortar Creek
Lockheed Martin, Martin State Airport, Middle River, Maryland

Tetra Tech

SURFACE WATER SAMPLE LOG SHEET

Page___ of ___

Project Site Name: Frog Mortar Creek, Martin State Airport
Project No.: 112IC07804

[] Stream
[] Spring
[] Pond
[] Lake
[X] Other: Tidal creek - freshwater
[] QA Sample Type:

Sample ID No.: MSA-SW49A -61416
Sample Location: MSA-SW49A
Sampled By: J. Mullis
C.O.C. No.:

Type of Sample:
[x] Low Concentration
[] High Concentration

SAMPLING DATA:

		Color	pH	S.C.	Temp.	Turbidity	DO	Salinity	ORP
Date:	6/14/2016	(Visual)	(S.U.)	(mS/cm)	(^{0}C)	(NTU)	(mg/L)	(ppt)	mV
Time:	1051		**7.15**	**6.30**	**24.76**	**7.79**	**4.33**	**3.4**	**113**
Depth:	1 ft below water								
Method:	Grab								

SAMPLE COLLECTION INFORMATION:

Analysis	Preservative	Container Requirements	Collected
VOCs	HCL pH<2	3 - 40 mL glass vials	Yes

OBSERVATIONS / NOTES:

Water depth 0.3 meters

MAP:



Circle if Applicable:

MS/MSD	Duplicate ID No.:

Signature(s):

APPENDIX B—DATA-VALIDATION REPORTS

TETRA TECH

INTERNAL CORRESPONDENCE

TO: **M. MARTIN** **DATE:** **JULY 8, 2016**

FROM: **MICHELLE L. ALLEN** **COPIES:** **DV FILE**

SUBJECT: **ORGANIC & INORGANIC DATA VALIDATION – VOC/DISSOLVED METALS/ HARDNESS**
LOCKHEED MARTIN CORPORATION (LMC) – MARTIN STATE AIRPORT (MSA)
FROG MORTAR CREEK SURFACE WATER SAMPLING
SDG 240-66021-1

SAMPLES: 45/Aqueous/VOC

EL-SW01A-061416	EL-SW01B-061416	EL-SW01C-061416
EL-SW01D-061416	MSA-SW37A-061416	MSA-SW37B-061416
MSA-SW37C-061416	MSA-SW37D-061416	MSA-SW38A-061416
MSA-SW38B-061416	MSA-SW38C-061416	MSA-SW38D-061416
MSA-SW39A-061416	MSA-SW39B-061416	MSA-SW39C-061416
MSA-SW39D-061416	MSA-SW40A-061416	MSA-SW40B-061416
MSA-SW40C-061416	MSA-SW40D-061416	MSA-SW41A-061416
MSA-SW41B-061416	MSA-SW41C-061416	MSA-SW41D-061416
MSA-SW42A-061416	MSA-SW42B-061416	MSA-SW42C-061416
MSA-SW42D-061416	MSA-SW43A-061416	MSA-SW43B-061416
MSA-SW43C-061416	MSA-SW43D-061416	MSA-SW44A-061416
MSA-SW44B-061416	MSA-SW44C-061416	MSA-SW44D-061416
MSA-SW45A-061416	MSA-SW45B-061416	MSA-SW45C-061416
MSA-SW45D-061416	MSA-SW46A-061416	MSA-SW47A-061416
MSA-SW48A-061416	MSA-SW49A-061416	TB-061416

36/Aqueous/Dissolved Metals/Hardness

MSA-SW37A-061416	MSA-SW37B-061416	MSA-SW37C-061416
MSA-SW37D-061416	MSA-SW38A-061416	MSA-SW38B-061416
MSA-SW38C-061416	MSA-SW38D-061416	MSA-SW39A-061416
MSA-SW39B-061416	MSA-SW39C-061416	MSA-SW39D-061416
MSA-SW40A-061416	MSA-SW40B-061416	MSA-SW40C-061416
MSA-SW40D-061416	MSA-SW41A-061416	MSA-SW41B-061416
MSA-SW41C-061416	MSA-SW41D-061416	MSA-SW42A-061416
MSA-SW42B-061416	MSA-SW42C-061416	MSA-SW42D-061416
MSA-SW43A-061416	MSA-SW43B-061416	MSA-SW43C-061416
MSA-SW43D-061416	MSA-SW44A-061416	MSA-SW44B-061416
MSA-SW44C-061416	MSA-SW44D-061416	MSA-SW45A-061416
MSA-SW45B-061416	MSA-SW45C-061416	MSA-SW45D-061416

Overview

The sample set for LMC-MSA Frog Mortar Creek, SDG 240-66021-1 consisted of forty-four (44) aqueous environmental samples and one (1) trip blank. All forty-five (45) aqueous samples were analyzed for Volatile Organic Compounds (VOC). Thirty-six (36) aqueous samples were analyzed for dissolved metals and hardness. No field duplicate sample pair was included in this SDG.

The samples were collected by Tetra Tech, Inc. on June 14, 2016 and analyzed by TestAmerica, Inc. All analyses were conducted in accordance with SW-846 Methods 8260C, 6020, 7470A, and Standard Methods SM 2340B analytical and reporting protocols.

The data contained in this SDG were validated with regard to the following parameters: data completeness, holding times, GC/MS tuning, ICP/MS tuning, initial/continuing calibrations, laboratory preparation/method/trip blanks, surrogate spike recoveries, laboratory control sample results, matrix spike/matrix spike duplicate results, internal standard results, ICP serial dilution results, chromatographic resolution, compound identification, tentatively identified compounds, compound/analyte quantitation, and detection limits. Areas of concern are listed below.

Major

- As stated in the laboratory case narrative, 2-chloroethyl vinyl ether cannot be reliably recovered in an acid preserved samples. All samples in this SDG were acid preserved, therefore, the non-detected results reported for 2-chloroethyl vinyl ether were qualified as rejected, (UR).

Minor

- The VOC continuing calibration performed on instrument A3UX12 on 06/16/16 @ 17:04 had Percent Differences (%Ds) for carbon disulfide, 2-butanone, and dibromomethane which exceeded the 20% quality control limit. Samples MSA-SW46A-061416, MSA-SW47A-061416, MSA-SW48A-061416, MSA-SW49A-061416, and TB-061416 were affected. The detected and non-detected results reported for these compounds in the affected samples were qualified as estimated, (J) and (UJ), respectively.

- The continuing calibration performed on instrument A3UX16 on 06/16/16 @ 22:01 had Percent Drifts (%Drifts) for 2-chloroethyl vinyl ether and chlorodibromomethane, and %Ds for chloroethane, 1,1,2-trichlorotrifluoroethane, 2-butanone, 4-methyl-2-pentanone, bromoform, 1,1,2,2-tetrachloroethane, hexachlorobutadiene, and 1,2,3-trichlorobenzene which exceeded the 20% quality control limit. Samples MSA-SW37A-061416, MSA-SW37B-061416, MSA-SW37C-061416, MSA-SW37D-061416, MSA-SW38A-061416, MSA-SW38B-061416, MSA-SW38C-061416, MSA-SW38D-061416, MSA-SW39A-061416, MSA-SW39B-061416, MSA-SW39C-061416, MSA-SW39D-061416, MSA-SW40A-061416, MSA-SW40B-061416, MSA-SW40C-061416, MSA-SW40D-061416, MSA-SW41A-061416, MSA-SW41B-061416, MSA-SW41C-061416, and MSA-SW41D-061416 were affected. No action was taken for 2-chloroethyl vinyl ether because these results were rejected due to acid preservation. The non-detected results reported for these compounds in the affected samples were qualified as estimated, (UJ).

- The continuing calibration performed on instrument A3UX9 on 06/16/16 @ 17:00 had %Ds for 2-chloroethyl vinyl ether and 1,2-dibromo-3-chloropropane which exceeded the 20% quality control limit. Sample EL-SW01A-061416, EL-SW01B-061416, EL-SW01C-061416, EL-SW01D-061416, MSA-SW42A-061416, MSA-SW42B-061416, MSA-SW42C-061416, MSA-SW42D-061416, MSA-SW43A-061416, MSA-SW43B-061416, MSA-SW43C-061416, MSA-SW43D-061416, MSA-SW44A-061416, MSA-SW44B-061416, MSA-SW44C-061416, MSA-SW44D-061416, MSA-SW45A-061416, MSA-SW45B-061416, MSA-SW45C-061416, and MSA-SW45D-061416 were affected. No action was taken for 2-chloroethyl vinyl ether because these results were rejected due to acid preservation. The non-detected results reported for 1,2-dibromo-3-chloropropane in the affected samples were qualified as estimated, (UJ).

- The following analytes were detected in the laboratory preparation and/or method blanks at the following maximum concentrations:

Analyte	Maximum Concentration (µg/L)	Reporting Limit (RL) > or <
Beryllium (1)	0.215	<RL
Cadmium (1)	0.124	<RL
Cobalt (1)	0.081	<RL

Analyte	Maximum Concentration (µg/L)	RL > or <
Lead (1)	0.155	<RL
Selenium (1)	0.442	<RL
Silver (1)	0.038	<RL
Thallium (1)	0.139	<RL
Selenium (2)	0.326	<RL
Barium (3)	1.29	<RL

(1) - Maximum concentration detected in the calibration blanks from analytical batch #240-235130 affecting all samples except sample MSA-SW42A-061416.
(2) - Maximum concentration detected in the calibration blanks from analytical batch #240-235302 affecting sample MSA-SW42A-061416.
(2) - Maximum concentration detected in the laboratory preparation blank, MB 240-234768/1-A, affecting samples associated with preparation batch #240-324768.

Detected results reported for analytes below the RL were qualified as non-detected, (U).

- A TIC search was performed for the compound chlorodifluoromethane for thirty-six of the samples. The laboratory did not detect this compound in the samples in this SDG. The laboratory assigned a Reporting Limit (RL) of 1 µg/L. Because the GC/MS was not calibrated for this compound, the RL is not considered precise. The non-detected results reported for chlorodifluoromethane were qualified as estimated, (UJ).

- Detected results reported below the RL but above the Method Detection Limit (MDL) were qualified as estimated, (J).

Notes

Chlorodifluoromethane TIC search and 1,1,2-trichloro-1,2,2-trifluoroethane were not reported in VOC samples EL-SW01A-061416, EL-SW01B-061416, EL-SW01C-061416, EL-SW01D-061416, MSA-SW46A-061416, MSA-SW47A-061416, MSA-SW48A-061416, and MSA-SW49A-061416 as indicated on the sample Chain of Custody (COC).

1,2,3-Trichlorobenzene was detected in the laboratory method blank, MB 240-234859/7. No action was taken because this compound was not detected in associated samples.

The VOC Laboratory Control Sample (LCS) associated with preparation batch #240-234863 had a Percent Recovery (%R) for 2-chloroethyl vinyl ether below the lower quality control limit. No action taken in the associated samples because the non-detected results reported for this compound were rejected due to acid preservation.

The VOC LCS associated with preparation batch #240-234859 had %Rs for bromoform and hexachlorobutadiene above the upper quality control limits. No action was necessary because these compounds were not detected in the associated samples.

2-Chloroethyl vinyl ether was not recovered in the Matrix Spike/Matrix Spike Duplicate (MS/MSD) analyses of sample MSA-SW41D-061416 in the MSD sample. No action taken in the parent sample because the non-

detected result reported for this compound was rejected due to acid preservation.

Non-detected results were reported to the MDL.

Executive Summary

Laboratory Performance: Continuing calibration %Drifts and %Ds exceeded 20%. 1,2,3-Trichlorobenzene and metals were detected in the laboratory preparation/method blanks. Non-detected chlorodifluoromethane results were estimated because detection was evaluated via TIC library search.

Other Factors Affecting Data Quality: 2-Chloroethyl vinyl ether results were rejected in the samples because the samples were acid preserved.. Results below the RL were estimated.

The data for these analyses were reviewed with reference to the "National Functional Guidelines for Organic Review" (June 2008). The text of this report has been formulated to address only those areas affecting data quality.

Tetra Tech, Inc.
Michelle L. Allen
Chemist/Data Validator

Tetra Tech, Inc.
Joseph A. Samchuck
Data Validation Manager

Attachments:
Appendix A – Qualified Analytical Results
Appendix B – Results as Reported by the Laboratory
Appendix C – Support Documentation

Appendix A

Qualified Analytical Results

Qualifier Codes:

A = Lab Blank Contamination
B = Field Blank Contamination
C = Calibration Noncompliance (i.e., % RSDs, %Ds, ICVs, CCVs, RRFs, etc.)
C01 = GC/MS Tuning Noncompliance
D = MS/MSD Recovery Noncompliance
E = LCS/LCSD Recovery Noncompliance
F = Lab Duplicate Imprecision
G = Field Duplicate Imprecision
H = Holding Time Exceedance
I = ICP Serial Dilution Noncompliance
J = ICP PDS Recovery Noncompliance; MSA's r < 0.995
K = ICP Interference - includes ICS % R Noncompliance
L = Instrument Calibration Range Exceedance
M = Sample Preservation Noncompliance
N = Internal Standard Noncompliance
N01 = Internal Standard Recovery Noncompliance Dioxins
N02 = Recovery Standard Noncompliance Dioxins
N03 = Clean-up Standard Noncompliance Dioxins
O = Poor Instrument Performance (i.e., base-time drifting)
P = Uncertainty near detection limit (< 2 x IDL for inorganics and <CRQL for organics)
Q = Other problems (can encompass a number of issues; i.e.chromatography,interferences, etc.)
R = Surrogates Recovery Noncompliance
S = Pesticide/PCB Resolution
T = % Breakdown Noncompliance for DDT and Endrin
U = RPD between columns/detectors >40% for positive results determined via GC/HPLC
V = Non-linear calibrations; correlation coefficient r < 0.995
W = EMPC result
X = Signal to noise response drop
Y = Percent solids <30%
Z = Uncertainty at 2 standard deviations is greater than sample activity
Z1 = Tentatively Identified Compound considered presumptively present
Z2 = Tentatively Identified Compound column bleed
Z3 = Tentatively Identified Compound aldol condensate
Z4 = Sample activity is less than the at uncertainty at 3 standard deviations and greater than the MDC
Z5 = Sample activity is less than the at uncertainty at 3 standard deviations and less than the MDC

PROJ_NO: 07804	NSAMPLE	EL-SW01A-061416			EL-SW01B-061416			EL-SW01C-061416			EL-SW01D-061416		
SDG: 240-66021-1	LAB_ID	240-66021-37			240-66021-38			240-66021-39			240-66021-40		
FRACTION: OV	SAMP_DATE	6/14/2016			6/14/2016			6/14/2016			6/14/2016		
MEDIA: WATER	QC_TYPE	NM			NM			NM			NM		
	UNITS	UG/L			UG/L			UG/L			UG/L		
	PCT_SOLIDS	0.0			0.0			0.0			0.0		
	DUP_OF												
PARAMETER		RESULT	VQL	QLCD	RESULT	VQL	QLCD	RESULT	VQL	QLCD	RESULT	VQL	QLCD
1,1,1,2-TETRACHLOROETHANE		0.28	U		0.28	U		0.28	U		0.28	U	
1,1,1-TRICHLOROETHANE		0.44	U		0.44	U		0.44	U		0.44	U	
1,1,2,2-TETRACHLOROETHANE		0.22	U		0.22	U		0.22	U		0.22	U	
1,1,2-TRICHLOROTRIFLUOROETHANE													
1,1-DICHLOROETHANE		0.3	U		0.3	U		0.3	U		0.3	U	
1,1-DICHLOROETHENE		0.45	U		0.45	U		0.45	U		0.45	U	
1,1-DICHLOROPROPENE		0.42	U		0.42	U		0.42	U		0.42	U	
1,2,3-TRICHLOROBENZENE		0.37	U		0.37	U		0.37	U		0.37	U	
1,2,3-TRICHLOROPROPANE		0.44	U		0.44	U		0.44	U		0.44	U	
1,2,3-TRIMETHYLBENZENE		0.47	U		0.47	U		0.47	U		0.47	U	
1,2,4-TRICHLOROBENZENE		0.32	U		0.32	U		0.32	U		0.32	U	
1,2,4-TRIMETHYLBENZENE		0.41	U		0.41	U		0.41	U		0.41	U	
1,2-DIBROMO-3-CHLOROPROPANE		0.82	UJ	C	0.82	UJ	C	0.82	UJ	C	0.82	UJ	C
1,2-DIBROMOETHANE		0.32	U		0.32	U		0.32	U		0.32	U	
1,2-DICHLOROBENZENE		0.25	U		0.25	U		0.25	U		0.25	U	
1,2-DICHLOROETHANE		0.23	U		0.23	U		0.23	U		0.23	U	
1,2-DICHLOROPROPANE		0.25	U		0.25	U		0.25	U		0.25	U	
1,3-DICHLOROBENZENE		0.19	U		0.19	U		0.19	U		0.19	U	
1,3-DICHLOROPROPANE		0.19	U		0.19	U		0.19	U		0.19	U	
1,4-DICHLOROBENZENE		0.27	U		0.27	U		0.27	U		0.27	U	
2,2-DICHLOROPROPANE		0.26	U		0.26	U		0.26	U		0.26	U	
2-BUTANONE		0.53	U		0.53	U		0.53	U		0.53	U	
2-CHLOROETHYL VINYL ETHER		0.59	UR	M	0.59	UR	M	0.59	UR	M	0.59	UR	M
2-CHLOROTOLUENE		0.4	U		0.4	U		0.4	U		0.4	U	
2-HEXANONE		0.48	U		0.48	U		0.48	U		0.48	U	
4-CHLOROTOLUENE		0.29	U		0.29	U		0.29	U		0.29	U	
4-ISOPROPYLTOLUENE		0.43	U		0.43	U		0.43	U		0.43	U	
4-METHYL-2-PENTANONE		0.99	U		0.99	U		0.99	U		0.99	U	
ACETONE		0.94	U		0.94	U		0.94	U		0.94	U	
BENZENE		0.35	U		0.35	U		0.35	U		0.35	U	
BROMOBENZENE		0.35	U		0.35	U		0.35	U		0.35	U	
BROMOCHLOROMETHANE		0.5	U		0.5	U		0.5	U		0.5	U	
BROMODICHLOROMETHANE		0.29	U		0.29	U		0.29	U		0.29	U	
BROMOFORM		0.56	U		0.56	U		0.56	U		0.56	U	
BROMOMETHANE		0.44	U		0.44	U		0.44	U		0.44	U	

PROJ_NO: 07804	NSAMPLE	MSA-SW37A-061416			MSA-SW37B-061416			MSA-SW37C-061416			MSA-SW37D-061416		
SDG: 240-66021-1	LAB_ID	240-66021-1			240-66021-2			240-66021-3			240-66021-4		
FRACTION: OV	SAMP_DATE	6/14/2016			6/14/2016			6/14/2016			6/14/2016		
MEDIA: WATER	QC_TYPE	NM			NM			NM			NM		
	UNITS	UG/L			UG/L			UG/L			UG/L		
	PCT_SOLIDS	0.0			0.0			0.0			0.0		
	DUP_OF												
PARAMETER		RESULT	VQL	QLCD	RESULT	VQL	QLCD	RESULT	VQL	QLCD	RESULT	VQL	QLCD
1,1,1,2-TETRACHLOROETHANE		0.28	U		0.28	U		0.28	U		0.28	U	
1,1,1-TRICHLOROETHANE		0.44	U		0.44	U		0.44	U		0.44	U	
1,1,2,2-TETRACHLOROETHANE		0.22	UJ	C	0.22	UJ	C	0.22	UJ	C	0.22	UJ	C
1,1,2-TRICHLOROTRIFLUOROETHANE		0.45	UJ	C	0.45	UJ	C	0.45	UJ	C	0.45	UJ	C
1,1-DICHLOROETHANE		0.3	U		0.3	U		0.3	U		0.3	U	
1,1-DICHLOROETHENE		0.45	U		0.45	U		0.45	U		0.45	U	
1,1-DICHLOROPROPENE		0.42	U		0.42	U		0.42	U		0.42	U	
1,2,3-TRICHLOROBENZENE		0.37	UJ	C	0.37	UJ	C	0.37	UJ	C	0.37	UJ	C
1,2,3-TRICHLOROPROPANE		0.44	U		0.44	U		0.44	U		0.44	U	
1,2,3-TRIMETHYLBENZENE		0.47	U		0.47	U		0.47	U		0.47	U	
1,2,4-TRICHLOROBENZENE		0.32	U		0.32	U		0.32	U		0.32	U	
1,2,4-TRIMETHYLBENZENE		0.41	U		0.41	U		0.41	U		0.41	U	
1,2-DIBROMO-3-CHLOROPROPANE		0.82	U		0.82	U		0.82	U		0.82	U	
1,2-DIBROMOETHANE		0.32	U		0.32	U		0.32	U		0.32	U	
1,2-DICHLOROBENZENE		0.25	U		0.25	U		0.25	U		0.25	U	
1,2-DICHLOROETHANE		0.23	U		0.23	U		0.23	U		0.23	U	
1,2-DICHLOROPROPANE		0.25	U		0.25	U		0.25	U		0.25	U	
1,3-DICHLOROBENZENE		0.19	U		0.19	U		0.19	U		0.19	U	
1,3-DICHLOROPROPANE		0.19	U		0.19	U		0.19	U		0.19	U	
1,4-DICHLOROBENZENE		0.27	U		0.27	U		0.27	U		0.27	U	
2,2-DICHLOROPROPANE		0.26	U		0.26	U		0.26	U		0.26	U	
2-BUTANONE		0.53	UJ	C	0.53	UJ	C	0.53	UJ	C	0.53	UJ	C
2-CHLOROETHYL VINYL ETHER		0.59	UR	M	0.59	UR	M	0.59	UR	M	0.59	UR	M
2-CHLOROTOLUENE		0.4	U		0.4	U		0.4	U		0.4	U	
2-HEXANONE		0.48	U		0.48	U		0.48	U		0.48	U	
4-CHLOROTOLUENE		0.29	U		0.29	U		0.29	U		0.29	U	
4-ISOPROPYLTOLUENE		0.43	U		0.43	U		0.43	U		0.43	U	
4-METHYL-2-PENTANONE		0.99	UJ	C	0.99	UJ	C	0.99	UJ	C	0.99	UJ	C
ACETONE		0.94	U		0.94	U		0.94	U		0.94	U	
BENZENE		0.35	U		0.35	U		0.35	U		0.35	U	
BROMOBENZENE		0.35	U		0.35	U		0.35	U		0.35	U	
BROMOCHLOROMETHANE		0.5	U		0.5	U		0.5	U		0.5	U	
BROMODICHLOROMETHANE		0.29	U		0.29	U		0.29	U		0.29	U	
BROMOFORM		0.56	UJ	C	0.56	UJ	C	0.56	UJ	C	0.56	UJ	C
BROMOMETHANE		0.44	U		0.44	U		0.44	U		0.44	U	

PROJ_NO: 07804	NSAMPLE	MSA-SW38A-061416			MSA-SW38B-061416			MSA-SW38C-061416			MSA-SW38D-061416		
SDG: 240-66021-1	LAB_ID	240-66021-5			240-66021-6			240-66021-7			240-66021-8		
FRACTION: OV	SAMP_DATE	6/14/2016			6/14/2016			6/14/2016			6/14/2016		
MEDIA: WATER	QC_TYPE	NM			NM			NM			NM		
	UNITS	UG/L			UG/L			UG/L			UG/L		
	PCT_SOLIDS	0.0			0.0			0.0			0.0		
	DUP_OF												
PARAMETER		RESULT	VQL	QLCD	RESULT	VQL	QLCD	RESULT	VQL	QLCD	RESULT	VQL	QLCD
1,1,1,2-TETRACHLOROETHANE		0.28	U		0.28	U		0.28	U		0.28	U	
1,1,1-TRICHLOROETHANE		0.44	U		0.44	U		0.44	U		0.44	U	
1,1,2,2-TETRACHLOROETHANE		0.22	UJ	C	0.22	UJ	C	0.22	UJ	C	0.22	UJ	C
1,1,2-TRICHLOROTRIFLUOROETHANE		0.45	UJ	C	0.45	UJ	C	0.45	UJ	C	0.45	UJ	C
1,1-DICHLOROETHANE		0.3	U		0.3	U		0.3	U		0.3	U	
1,1-DICHLOROETHENE		0.45	U		0.45	U		0.45	U		0.45	U	
1,1-DICHLOROPROPENE		0.42	U		0.42	U		0.42	U		0.42	U	
1,2,3-TRICHLOROBENZENE		0.37	UJ	C	0.37	UJ	C	0.37	UJ	C	0.37	UJ	C
1,2,3-TRICHLOROPROPANE		0.44	U		0.44	U		0.44	U		0.44	U	
1,2,3-TRIMETHYLBENZENE		0.47	U		0.47	U		0.47	U		0.47	U	
1,2,4-TRICHLOROBENZENE		0.32	U		0.32	U		0.32	U		0.32	U	
1,2,4-TRIMETHYLBENZENE		0.41	U		0.41	U		0.41	U		0.41	U	
1,2-DIBROMO-3-CHLOROPROPANE		0.82	U		0.82	U		0.82	U		0.82	U	
1,2-DIBROMOETHANE		0.32	U		0.32	U		0.32	U		0.32	U	
1,2-DICHLOROBENZENE		0.25	U		0.25	U		0.25	U		0.25	U	
1,2-DICHLOROETHANE		0.23	U		0.23	U		0.23	U		0.23	U	
1,2-DICHLOROPROPANE		0.25	U		0.25	U		0.25	U		0.25	U	
1,3-DICHLOROBENZENE		0.19	U		0.19	U		0.19	U		0.19	U	
1,3-DICHLOROPROPANE		0.19	U		0.19	U		0.19	U		0.19	U	
1,4-DICHLOROBENZENE		0.27	U		0.27	U		0.27	U		0.27	U	
2,2-DICHLOROPROPANE		0.26	U		0.26	U		0.26	U		0.26	U	
2-BUTANONE		0.53	UJ	C	0.53	UJ	C	0.53	UJ	C	0.53	UJ	C
2-CHLOROETHYL VINYL ETHER		0.59	UR	M	0.59	UR	M	0.59	UR	M	0.59	UR	M
2-CHLOROTOLUENE		0.4	U		0.4	U		0.4	U		0.4	U	
2-HEXANONE		0.48	U		0.48	U		0.48	U		0.48	U	
4-CHLOROTOLUENE		0.29	U		0.29	U		0.29	U		0.29	U	
4-ISOPROPYLTOLUENE		0.43	U		0.43	U		0.43	U		0.43	U	
4-METHYL-2-PENTANONE		0.99	UJ	C	0.99	UJ	C	0.99	UJ	C	0.99	UJ	C
ACETONE		1	J	P	0.94	U		0.94	U		0.94	U	
BENZENE		0.35	U		0.35	U		0.35	U		0.35	U	
BROMOBENZENE		0.35	U		0.35	U		0.35	U		0.35	U	
BROMOCHLOROMETHANE		0.5	U		0.5	U		0.5	U		0.5	U	
BROMODICHLOROMETHANE		0.29	U		0.29	U		0.29	U		0.29	U	
BROMOFORM		0.56	UJ	C	0.56	UJ	C	0.56	UJ	C	0.56	UJ	C
BROMOMETHANE		0.44	U		0.44	U		0.44	U		0.44	U	

PROJ_NO: 07804	NSAMPLE	MSA-SW39A-061416			MSA-SW39B-061416			MSA-SW39C-061416			MSA-SW39D-061416		
SDG: 240-66021-1	LAB_ID	240-66021-9			240-66021-10			240-66021-11			240-66021-12		
FRACTION: OV	SAMP_DATE	6/14/2016			6/14/2016			6/14/2016			6/14/2016		
MEDIA: WATER	QC_TYPE	NM			NM			NM			NM		
	UNITS	UG/L			UG/L			UG/L			UG/L		
	PCT_SOLIDS	0.0			0.0			0.0			0.0		
	DUP_OF												
PARAMETER		RESULT	VQL	QLCD	RESULT	VQL	QLCD	RESULT	VQL	QLCD	RESULT	VQL	QLCD
1,1,1,2-TETRACHLOROETHANE		0.28	U		0.28	U		0.28	U		0.28	U	
1,1,1-TRICHLOROETHANE		0.44	U		0.44	U		0.44	U		0.44	U	
1,1,2,2-TETRACHLOROETHANE		0.22	UJ	C	0.22	UJ	C	0.22	UJ	C	0.22	UJ	C
1,1,2-TRICHLOROTRIFLUOROETHANE		0.45	UJ	C	0.45	UJ	C	0.45	UJ	C	0.45	UJ	C
1,1-DICHLOROETHANE		0.3	U		0.3	U		0.3	U		0.3	U	
1,1-DICHLOROETHENE		0.45	U		0.45	U		0.45	U		0.45	U	
1,1-DICHLOROPROPENE		0.42	U		0.42	U		0.42	U		0.42	U	
1,2,3-TRICHLOROBENZENE		0.37	UJ	C	0.37	UJ	C	0.37	UJ	C	0.37	UJ	C
1,2,3-TRICHLOROPROPANE		0.44	U		0.44	U		0.44	U		0.44	U	
1,2,3-TRIMETHYLBENZENE		0.47	U		0.47	U		0.47	U		0.47	U	
1,2,4-TRICHLOROBENZENE		0.32	U		0.32	U		0.32	U		0.32	U	
1,2,4-TRIMETHYLBENZENE		0.41	U		0.41	U		0.41	U		0.41	U	
1,2-DIBROMO-3-CHLOROPROPANE		0.82	U		0.82	U		0.82	U		0.82	U	
1,2-DIBROMOETHANE		0.32	U		0.32	U		0.32	U		0.32	U	
1,2-DICHLOROBENZENE		0.25	U		0.25	U		0.25	U		0.25	U	
1,2-DICHLOROETHANE		0.23	U		0.23	U		0.23	U		0.23	U	
1,2-DICHLOROPROPANE		0.25	U		0.25	U		0.25	U		0.25	U	
1,3-DICHLOROBENZENE		0.19	U		0.19	U		0.19	U		0.19	U	
1,3-DICHLOROPROPANE		0.19	U		0.19	U		0.19	U		0.19	U	
1,4-DICHLOROBENZENE		0.27	U		0.27	U		0.27	U		0.27	U	
2,2-DICHLOROPROPANE		0.26	U		0.26	U		0.26	U		0.26	U	
2-BUTANONE		0.53	UJ	C	0.53	UJ	C	0.53	UJ	C	0.53	UJ	C
2-CHLOROETHYL VINYL ETHER		0.59	UR	M	0.59	UR	M	0.59	UR	M	0.59	UR	M
2-CHLOROTOLUENE		0.4	U		0.4	U		0.4	U		0.4	U	
2-HEXANONE		0.48	U		0.48	U		0.48	U		0.48	U	
4-CHLOROTOLUENE		0.29	U		0.29	U		0.29	U		0.29	U	
4-ISOPROPYLTOLUENE		0.43	U		0.43	U		0.43	U		0.43	U	
4-METHYL-2-PENTANONE		0.99	UJ	C	0.99	UJ	C	0.99	UJ	C	0.99	UJ	C
ACETONE		0.94	U		0.94	U		0.94	U		0.94	U	
BENZENE		0.35	U		0.35	U		0.35	U		0.35	U	
BROMOBENZENE		0.35	U		0.35	U		0.35	U		0.35	U	
BROMOCHLOROMETHANE		0.5	U		0.5	U		0.5	U		0.5	U	
BROMODICHLOROMETHANE		0.29	U		0.29	U		0.29	U		0.29	U	
BROMOFORM		0.56	UJ	C	0.56	UJ	C	0.56	UJ	C	0.56	UJ	C
BROMOMETHANE		0.44	U		0.44	U		0.44	U		0.44	U	

PROJ_NO: 07804	NSAMPLE	MSA-SW40A-061416			MSA-SW40B-061416			MSA-SW40C-061416			MSA-SW40D-061416		
SDG: 240-66021-1	LAB_ID	240-66021-13			240-66021-14			240-66021-15			240-66021-16		
FRACTION: OV	SAMP_DATE	6/14/2016			6/14/2016			6/14/2016			6/14/2016		
MEDIA: WATER	QC_TYPE	NM			NM			NM			NM		
	UNITS	UG/L			UG/L			UG/L			UG/L		
	PCT_SOLIDS	0.0			0.0			0.0			0.0		
	DUP_OF												
PARAMETER		RESULT	VQL	QLCD	RESULT	VQL	QLCD	RESULT	VQL	QLCD	RESULT	VQL	QLCD
1,1,1,2-TETRACHLOROETHANE		0.28	U		0.28	U		0.28	U		0.28	U	
1,1,1-TRICHLOROETHANE		0.44	U		0.44	U		0.44	U		0.44	U	
1,1,2,2-TETRACHLOROETHANE		0.22	UJ	C	0.22	UJ	C	0.22	UJ	C	0.22	UJ	C
1,1,2-TRICHLOROTRIFLUOROETHANE		0.45	UJ	C	0.45	UJ	C	0.45	UJ	C	0.45	UJ	C
1,1-DICHLOROETHANE		0.3	U		0.3	U		0.3	U		0.3	U	
1,1-DICHLOROETHENE		0.45	U		0.45	U		0.45	U		0.45	U	
1,1-DICHLOROPROPENE		0.42	U		0.42	U		0.42	U		0.42	U	
1,2,3-TRICHLOROBENZENE		0.37	UJ	C	0.37	UJ	C	0.37	UJ	C	0.37	UJ	C
1,2,3-TRICHLOROPROPANE		0.44	U		0.44	U		0.44	U		0.44	U	
1,2,3-TRIMETHYLBENZENE		0.47	U		0.47	U		0.47	U		0.47	U	
1,2,4-TRICHLOROBENZENE		0.32	U		0.32	U		0.32	U		0.32	U	
1,2,4-TRIMETHYLBENZENE		0.41	U		0.41	U		0.41	U		0.41	U	
1,2-DIBROMO-3-CHLOROPROPANE		0.82	U		0.82	U		0.82	U		0.82	U	
1,2-DIBROMOETHANE		0.32	U		0.32	U		0.32	U		0.32	U	
1,2-DICHLOROBENZENE		0.25	U		0.25	U		0.25	U		0.25	U	
1,2-DICHLOROETHANE		0.23	U		0.23	U		0.23	U		0.23	U	
1,2-DICHLOROPROPANE		0.25	U		0.25	U		0.25	U		0.25	U	
1,3-DICHLOROBENZENE		0.19	U		0.19	U		0.19	U		0.19	U	
1,3-DICHLOROPROPANE		0.19	U		0.19	U		0.19	U		0.19	U	
1,4-DICHLOROBENZENE		0.27	U		0.27	U		0.27	U		0.27	U	
2,2-DICHLOROPROPANE		0.26	U		0.26	U		0.26	U		0.26	U	
2-BUTANONE		0.53	UJ	C	0.53	UJ	C	0.53	UJ	C	0.53	UJ	C
2-CHLOROETHYL VINYL ETHER		0.59	UR	M	0.59	UR	M	0.59	UR	M	0.59	UR	M
2-CHLOROTOLUENE		0.4	U		0.4	U		0.4	U		0.4	U	
2-HEXANONE		0.48	U		0.48	U		0.48	U		0.48	U	
4-CHLOROTOLUENE		0.29	U		0.29	U		0.29	U		0.29	U	
4-ISOPROPYLTOLUENE		0.43	U		0.43	U		0.43	U		0.43	U	
4-METHYL-2-PENTANONE		0.99	UJ	C	0.99	UJ	C	0.99	UJ	C	0.99	UJ	C
ACETONE		0.94	U		0.94	U		0.94	U		1.2	J	P
BENZENE		0.35	U		0.35	U		0.35	U		0.35	U	
BROMOBENZENE		0.35	U		0.35	U		0.35	U		0.35	U	
BROMOCHLOROMETHANE		0.5	U		0.5	U		0.5	U		0.5	U	
BROMODICHLOROMETHANE		0.29	U		0.29	U		0.29	U		0.29	U	
BROMOFORM		0.56	UJ	C	0.56	UJ	C	0.56	UJ	C	0.56	UJ	C
BROMOMETHANE		0.44	U		0.44	U		0.44	U		0.44	U	

PROJ_NO: 07804	NSAMPLE	MSA-SW41A-061416			MSA-SW41B-061416			MSA-SW41C-061416			MSA-SW41D-061416		
SDG: 240-66021-1	LAB_ID	240-66021-17			240-66021-18			240-66021-19			240-66021-20		
FRACTION: OV	SAMP_DATE	6/14/2016			6/14/2016			6/14/2016			6/14/2016		
MEDIA: WATER	QC_TYPE	NM			NM			NM			NM		
	UNITS	UG/L			UG/L			UG/L			UG/L		
	PCT_SOLIDS	0.0			0.0			0.0			0.0		
	DUP_OF												
PARAMETER		RESULT	VQL	QLCD	RESULT	VQL	QLCD	RESULT	VQL	QLCD	RESULT	VQL	QLCD
1,1,1,2-TETRACHLOROETHANE		0.28	U		0.28	U		0.28	U		0.28	U	
1,1,1-TRICHLOROETHANE		0.44	U		0.44	U		0.44	U		0.44	U	
1,1,2,2-TETRACHLOROETHANE		0.22	UJ	C	0.22	UJ	C	0.22	UJ	C	0.22	UJ	C
1,1,2-TRICHLOROTRIFLUOROETHANE		0.45	UJ	C	0.45	UJ	C	0.45	UJ	C	0.45	UJ	C
1,1-DICHLOROETHANE		0.3	U		0.3	U		0.3	U		0.3	U	
1,1-DICHLOROETHENE		0.45	U		0.45	U		0.45	U		0.45	U	
1,1-DICHLOROPROPENE		0.42	U		0.42	U		0.42	U		0.42	U	
1,2,3-TRICHLOROBENZENE		0.37	UJ	C	0.37	UJ	C	0.37	UJ	C	0.37	UJ	C
1,2,3-TRICHLOROPROPANE		0.44	U		0.44	U		0.44	U		0.44	U	
1,2,3-TRIMETHYLBENZENE		0.47	U		0.47	U		0.47	U		0.47	U	
1,2,4-TRICHLOROBENZENE		0.32	U		0.32	U		0.32	U		0.32	U	
1,2,4-TRIMETHYLBENZENE		0.41	U		0.41	U		0.41	U		0.41	U	
1,2-DIBROMO-3-CHLOROPROPANE		0.82	U		0.82	U		0.82	U		0.82	U	
1,2-DIBROMOETHANE		0.32	U		0.32	U		0.32	U		0.32	U	
1,2-DICHLOROBENZENE		0.25	U		0.25	U		0.25	U		0.25	U	
1,2-DICHLOROETHANE		0.23	U		0.23	U		0.23	U		0.23	U	
1,2-DICHLOROPROPANE		0.25	U		0.25	U		0.25	U		0.25	U	
1,3-DICHLOROBENZENE		0.19	U		0.19	U		0.19	U		0.19	U	
1,3-DICHLOROPROPANE		0.19	U		0.19	U		0.19	U		0.19	U	
1,4-DICHLOROBENZENE		0.27	U		0.27	U		0.27	U		0.27	U	
2,2-DICHLOROPROPANE		0.26	U		0.26	U		0.26	U		0.26	U	
2-BUTANONE		0.53	UJ	C	0.53	UJ	C	0.53	UJ	C	0.53	UJ	C
2-CHLOROETHYL VINYL ETHER		0.59	UR	M	0.59	UR	M	0.59	UR	M	0.59	UR	M
2-CHLOROTOLUENE		0.4	U		0.4	U		0.4	U		0.4	U	
2-HEXANONE		0.48	U		0.48	U		0.48	U		0.48	U	
4-CHLOROTOLUENE		0.29	U		0.29	U		0.29	U		0.29	U	
4-ISOPROPYLTOLUENE		0.43	U		0.43	U		0.43	U		0.43	U	
4-METHYL-2-PENTANONE		0.99	UJ	C	0.99	UJ	C	0.99	UJ	C	0.99	UJ	C
ACETONE		0.94	U		0.94	U		0.94	U		0.94	U	
BENZENE		0.35	U		0.35	U		0.35	U		0.35	U	
BROMOBENZENE		0.35	U		0.35	U		0.35	U		0.35	U	
BROMOCHLOROMETHANE		0.5	U		0.5	U		0.5	U		0.5	U	
BROMODICHLOROMETHANE		0.29	U		0.29	U		0.29	U		0.29	U	
BROMOFORM		0.56	UJ	C	0.56	UJ	C	0.56	UJ	C	0.56	UJ	C
BROMOMETHANE		0.44	U		0.44	U		0.44	U		0.44	U	

PROJ_NO: 07804	NSAMPLE	MSA-SW42A-061416			MSA-SW42B-061416			MSA-SW42C-061416			MSA-SW42D-061416		
SDG: 240-66021-1	LAB_ID	240-66021-21			240-66021-22			240-66021-23			240-66021-24		
FRACTION: OV	SAMP_DATE	6/14/2016			6/14/2016			6/14/2016			6/14/2016		
MEDIA: WATER	QC_TYPE	NM			NM			NM			NM		
	UNITS	UG/L			UG/L			UG/L			UG/L		
	PCT_SOLIDS	0.0			0.0			0.0			0.0		
	DUP_OF												
PARAMETER		RESULT	VQL	QLCD	RESULT	VQL	QLCD	RESULT	VQL	QLCD	RESULT	VQL	QLCD
1,1,1,2-TETRACHLOROETHANE		0.28	U		0.28	U		0.28	U		0.28	U	
1,1,1-TRICHLOROETHANE		0.44	U		0.44	U		0.44	U		0.44	U	
1,1,2,2-TETRACHLOROETHANE		0.22	U		0.22	U		0.22	U		0.22	U	
1,1,2-TRICHLOROTRIFLUOROETHANE		0.45	U		0.45	U		0.45	U		0.45	U	
1,1-DICHLOROETHANE		0.3	U		0.3	U		0.3	U		0.3	U	
1,1-DICHLOROETHENE		0.45	U		0.45	U		0.45	U		0.45	U	
1,1-DICHLOROPROPENE		0.42	U		0.42	U		0.42	U		0.42	U	
1,2,3-TRICHLOROBENZENE		0.37	U		0.37	U		0.37	U		0.37	U	
1,2,3-TRICHLOROPROPANE		0.44	U		0.44	U		0.44	U		0.44	U	
1,2,3-TRIMETHYLBENZENE		0.47	U		0.47	U		0.47	U		0.47	U	
1,2,4-TRICHLOROBENZENE		0.32	U		0.32	U		0.32	U		0.32	U	
1,2,4-TRIMETHYLBENZENE		0.41	U		0.41	U		0.41	U		0.41	U	
1,2-DIBROMO-3-CHLOROPROPANE		0.82	UJ	C	0.82	UJ	C	0.82	UJ	C	0.82	UJ	C
1,2-DIBROMOETHANE		0.32	U		0.32	U		0.32	U		0.32	U	
1,2-DICHLOROBENZENE		0.25	U		0.25	U		0.25	U		0.25	U	
1,2-DICHLOROETHANE		0.23	U		0.23	U		0.23	U		0.23	U	
1,2-DICHLOROPROPANE		0.25	U		0.25	U		0.25	U		0.25	U	
1,3-DICHLOROBENZENE		0.19	U		0.19	U		0.19	U		0.19	U	
1,3-DICHLOROPROPANE		0.19	U		0.19	U		0.19	U		0.19	U	
1,4-DICHLOROBENZENE		0.27	U		0.27	U		0.27	U		0.27	U	
2,2-DICHLOROPROPANE		0.26	U		0.26	U		0.26	U		0.26	U	
2-BUTANONE		0.53	U		0.53	U		0.53	U		0.53	U	
2-CHLOROETHYL VINYL ETHER		0.59	UR	M	0.59	UR	M	0.59	UR	M	0.59	UR	M
2-CHLOROTOLUENE		0.4	U		0.4	U		0.4	U		0.4	U	
2-HEXANONE		0.48	U		0.48	U		0.48	U		0.48	U	
4-CHLOROTOLUENE		0.29	U		0.29	U		0.29	U		0.29	U	
4-ISOPROPYLTOLUENE		0.43	U		0.43	U		0.43	U		0.43	U	
4-METHYL-2-PENTANONE		0.99	U		0.99	U		0.99	U		0.99	U	
ACETONE		0.94	U		0.94	U		0.94	U		0.94	U	
BENZENE		0.35	U		0.35	U		0.35	U		0.35	U	
BROMOBENZENE		0.35	U		0.35	U		0.35	U		0.35	U	
BROMOCHLOROMETHANE		0.5	U		0.5	U		0.5	U		0.5	U	
BROMODICHLOROMETHANE		0.29	U		0.29	U		0.29	U		0.29	U	
BROMOFORM		0.56	U		0.56	U		0.56	U		0.56	U	
BROMOMETHANE		0.44	U		0.44	U		0.44	U		0.44	U	

PROJ_NO: 07804	NSAMPLE	MSA-SW43A-061416			MSA-SW43B-061416			MSA-SW43C-061416			MSA-SW43D-061416		
SDG: 240-66021-1	LAB_ID	240-66021-25			240-66021-26			240-66021-27			240-66021-28		
FRACTION: OV	SAMP_DATE	6/14/2016			6/14/2016			6/14/2016			6/14/2016		
MEDIA: WATER	QC_TYPE	NM			NM			NM			NM		
	UNITS	UG/L			UG/L			UG/L			UG/L		
	PCT_SOLIDS	0.0			0.0			0.0			0.0		
	DUP_OF												
PARAMETER		RESULT	VQL	QLCD	RESULT	VQL	QLCD	RESULT	VQL	QLCD	RESULT	VQL	QLCD
1,1,1,2-TETRACHLOROETHANE		0.28	U		0.28	U		0.28	U		0.28	U	
1,1,1-TRICHLOROETHANE		0.44	U		0.44	U		0.44	U		0.44	U	
1,1,2,2-TETRACHLOROETHANE		0.22	U		0.22	U		0.22	U		0.22	U	
1,1,2-TRICHLOROTRIFLUOROETHANE		0.45	U		0.45	U		0.45	U		0.45	U	
1,1-DICHLOROETHANE		0.3	U		0.3	U		0.3	U		0.3	U	
1,1-DICHLOROETHENE		0.45	U		0.45	U		0.45	U		0.45	U	
1,1-DICHLOROPROPENE		0.42	U		0.42	U		0.42	U		0.42	U	
1,2,3-TRICHLOROBENZENE		0.37	U		0.37	U		0.37	U		0.37	U	
1,2,3-TRICHLOROPROPANE		0.44	U		0.44	U		0.44	U		0.44	U	
1,2,3-TRIMETHYLBENZENE		0.47	U		0.47	U		0.47	U		0.47	U	
1,2,4-TRICHLOROBENZENE		0.32	U		0.32	U		0.32	U		0.32	U	
1,2,4-TRIMETHYLBENZENE		0.41	U		0.41	U		0.41	U		0.41	U	
1,2-DIBROMO-3-CHLOROPROPANE		0.82	UJ	C	0.82	UJ	C	0.82	UJ	C	0.82	UJ	C
1,2-DIBROMOETHANE		0.32	U		0.32	U		0.32	U		0.32	U	
1,2-DICHLOROBENZENE		0.25	U		0.25	U		0.25	U		0.25	U	
1,2-DICHLOROETHANE		0.23	U		0.23	U		0.23	U		0.23	U	
1,2-DICHLOROPROPANE		0.25	U		0.25	U		0.25	U		0.25	U	
1,3-DICHLOROBENZENE		0.19	U		0.19	U		0.19	U		0.19	U	
1,3-DICHLOROPROPANE		0.19	U		0.19	U		0.19	U		0.19	U	
1,4-DICHLOROBENZENE		0.27	U		0.27	U		0.27	U		0.27	U	
2,2-DICHLOROPROPANE		0.26	U		0.26	U		0.26	U		0.26	U	
2-BUTANONE		0.53	U		0.53	U		0.53	U		0.53	U	
2-CHLOROETHYL VINYL ETHER		0.59	UR	M	0.59	UR	M	0.59	UR	M	0.59	UR	M
2-CHLOROTOLUENE		0.4	U		0.4	U		0.4	U		0.4	U	
2-HEXANONE		0.48	U		0.48	U		0.48	U		0.48	U	
4-CHLOROTOLUENE		0.29	U		0.29	U		0.29	U		0.29	U	
4-ISOPROPYLTOLUENE		0.43	U		0.43	U		0.43	U		0.43	U	
4-METHYL-2-PENTANONE		0.99	U		0.99	U		0.99	U		0.99	U	
ACETONE		0.94	U		0.94	U		0.94	U		0.94	U	
BENZENE		0.35	U		0.35	U		0.35	U		0.35	U	
BROMOBENZENE		0.35	U		0.35	U		0.35	U		0.35	U	
BROMOCHLOROMETHANE		0.5	U		0.5	U		0.5	U		0.5	U	
BROMODICHLOROMETHANE		0.29	U		0.29	U		0.29	U		0.29	U	
BROMOFORM		0.56	U		0.56	U		0.56	U		0.56	U	
BROMOMETHANE		0.44	U		0.44	U		0.44	U		0.44	U	

PROJ_NO: 07804	NSAMPLE	MSA-SW44A-061416			MSA-SW44B-061416			MSA-SW44C-061416			MSA-SW44D-061416		
SDG: 240-66021-1	LAB_ID	240-66021-29			240-66021-30			240-66021-31			240-66021-32		
FRACTION: OV	SAMP_DATE	6/14/2016			6/14/2016			6/14/2016			6/14/2016		
MEDIA: WATER	QC_TYPE	NM			NM			NM			NM		
	UNITS	UG/L			UG/L			UG/L			UG/L		
	PCT_SOLIDS	0.0			0.0			0.0			0.0		
	DUP_OF												
PARAMETER		RESULT	VQL	QLCD	RESULT	VQL	QLCD	RESULT	VQL	QLCD	RESULT	VQL	QLCD
1,1,1,2-TETRACHLOROETHANE		0.28	U		0.28	U		0.28	U		0.28	U	
1,1,1-TRICHLOROETHANE		0.44	U		0.44	U		0.44	U		0.44	U	
1,1,2,2-TETRACHLOROETHANE		0.22	U		0.22	U		0.22	U		0.22	U	
1,1,2-TRICHLOROTRIFLUOROETHANE		0.45	U		0.45	U		0.45	U		0.45	U	
1,1-DICHLOROETHANE		0.3	U		0.3	U		0.3	U		0.3	U	
1,1-DICHLOROETHENE		0.45	U		0.45	U		0.45	U		0.45	U	
1,1-DICHLOROPROPENE		0.42	U		0.42	U		0.42	U		0.42	U	
1,2,3-TRICHLOROBENZENE		0.37	U		0.37	U		0.37	U		0.37	U	
1,2,3-TRICHLOROPROPANE		0.44	U		0.44	U		0.44	U		0.44	U	
1,2,3-TRIMETHYLBENZENE		0.47	U		0.47	U		0.47	U		0.47	U	
1,2,4-TRICHLOROBENZENE		0.32	U		0.32	U		0.32	U		0.32	U	
1,2,4-TRIMETHYLBENZENE		0.41	U		0.41	U		0.41	U		0.41	U	
1,2-DIBROMO-3-CHLOROPROPANE		0.82	UJ	C	0.82	UJ	C	0.82	UJ	C	0.82	UJ	C
1,2-DIBROMOETHANE		0.32	U		0.32	U		0.32	U		0.32	U	
1,2-DICHLOROBENZENE		0.25	U		0.25	U		0.25	U		0.25	U	
1,2-DICHLOROETHANE		0.23	U		0.23	U		0.23	U		0.23	U	
1,2-DICHLOROPROPANE		0.25	U		0.25	U		0.25	U		0.25	U	
1,3-DICHLOROBENZENE		0.19	U		0.19	U		0.19	U		0.19	U	
1,3-DICHLOROPROPANE		0.19	U		0.19	U		0.19	U		0.19	U	
1,4-DICHLOROBENZENE		0.27	U		0.27	U		0.27	U		0.27	U	
2,2-DICHLOROPROPANE		0.26	U		0.26	U		0.26	U		0.26	U	
2-BUTANONE		0.53	U		0.53	U		0.53	U		0.53	U	
2-CHLOROETHYL VINYL ETHER		0.59	UR	M	0.59	UR	M	0.59	UR	M	0.59	UR	M
2-CHLOROTOLUENE		0.4	U		0.4	U		0.4	U		0.4	U	
2-HEXANONE		0.48	U		0.48	U		0.48	U		0.48	U	
4-CHLOROTOLUENE		0.29	U		0.29	U		0.29	U		0.29	U	
4-ISOPROPYLTOLUENE		0.43	U		0.43	U		0.43	U		0.43	U	
4-METHYL-2-PENTANONE		0.99	U		0.99	U		0.99	U		0.99	U	
ACETONE		0.94	U		0.94	U		0.94	U		0.94	U	
BENZENE		0.35	U		0.35	U		0.35	U		0.35	U	
BROMOBENZENE		0.35	U		0.35	U		0.35	U		0.35	U	
BROMOCHLOROMETHANE		0.5	U		0.5	U		0.5	U		0.5	U	
BROMODICHLOROMETHANE		0.29	U		0.29	U		0.29	U		0.29	U	
BROMOFORM		0.56	U		0.56	U		0.56	U		0.56	U	
BROMOMETHANE		0.44	U		0.44	U		0.44	U		0.44	U	

PROJ_NO: 07804	NSAMPLE	MSA-SW45A-061416			MSA-SW45B-061416			MSA-SW45C-061416			MSA-SW45D-061416		
SDG: 240-66021-1	LAB_ID	240-66021-33			240-66021-34			240-66021-35			240-66021-36		
FRACTION: OV	SAMP_DATE	6/14/2016			6/14/2016			6/14/2016			6/14/2016		
MEDIA: WATER	QC_TYPE	NM			NM			NM			NM		
	UNITS	UG/L			UG/L			UG/L			UG/L		
	PCT_SOLIDS	0.0			0.0			0.0			0.0		
	DUP_OF												
PARAMETER		RESULT	VQL	QLCD	RESULT	VQL	QLCD	RESULT	VQL	QLCD	RESULT	VQL	QLCD
1,1,1,2-TETRACHLOROETHANE		0.28	U		0.28	U		0.28	U		0.28	U	
1,1,1-TRICHLOROETHANE		0.44	U		0.44	U		0.44	U		0.44	U	
1,1,2,2-TETRACHLOROETHANE		0.22	U		0.22	U		0.22	U		0.22	U	
1,1,2-TRICHLOROTRIFLUOROETHANE		0.45	U		0.45	U		0.45	U		0.45	U	
1,1-DICHLOROETHANE		0.3	U		0.3	U		0.3	U		0.3	U	
1,1-DICHLOROETHENE		0.45	U		0.45	U		0.45	U		0.45	U	
1,1-DICHLOROPROPENE		0.42	U		0.42	U		0.42	U		0.42	U	
1,2,3-TRICHLOROBENZENE		0.37	U		0.37	U		0.37	U		0.37	U	
1,2,3-TRICHLOROPROPANE		0.44	U		0.44	U		0.44	U		0.44	U	
1,2,3-TRIMETHYLBENZENE		0.47	U		0.47	U		0.47	U		0.47	U	
1,2,4-TRICHLOROBENZENE		0.32	U		0.32	U		0.32	U		0.32	U	
1,2,4-TRIMETHYLBENZENE		0.41	U		0.41	U		0.41	U		0.41	U	
1,2-DIBROMO-3-CHLOROPROPANE		0.82	UJ	C	0.82	UJ	C	0.82	UJ	C	0.82	UJ	C
1,2-DIBROMOETHANE		0.32	U		0.32	U		0.32	U		0.32	U	
1,2-DICHLOROBENZENE		0.25	U		0.25	U		0.25	U		0.25	U	
1,2-DICHLOROETHANE		0.23	U		0.23	U		0.23	U		0.23	U	
1,2-DICHLOROPROPANE		0.25	U		0.25	U		0.25	U		0.25	U	
1,3-DICHLOROBENZENE		0.19	U		0.19	U		0.19	U		0.19	U	
1,3-DICHLOROPROPANE		0.19	U		0.19	U		0.19	U		0.19	U	
1,4-DICHLOROBENZENE		0.27	U		0.27	U		0.27	U		0.27	U	
2,2-DICHLOROPROPANE		0.26	U		0.26	U		0.26	U		0.26	U	
2-BUTANONE		0.53	U		0.53	U		0.53	U		0.53	U	
2-CHLOROETHYL VINYL ETHER		0.59	UR	M	0.59	UR	M	0.59	UR	M	0.59	UR	M
2-CHLOROTOLUENE		0.4	U		0.4	U		0.4	U		0.4	U	
2-HEXANONE		0.48	U		0.48	U		0.48	U		0.48	U	
4-CHLOROTOLUENE		0.29	U		0.29	U		0.29	U		0.29	U	
4-ISOPROPYLTOLUENE		0.43	U		0.43	U		0.43	U		0.43	U	
4-METHYL-2-PENTANONE		0.99	U		0.99	U		0.99	U		0.99	U	
ACETONE		0.94	U		0.94	U		0.94	U		0.94	U	
BENZENE		0.35	U		0.35	U		0.35	U		0.35	U	
BROMOBENZENE		0.35	U		0.35	U		0.35	U		0.35	U	
BROMOCHLOROMETHANE		0.5	U		0.5	U		0.5	U		0.5	U	
BROMODICHLOROMETHANE		0.29	U		0.29	U		0.29	U		0.29	U	
BROMOFORM		0.56	U		0.56	U		0.56	U		0.56	U	
BROMOMETHANE		0.44	U		0.44	U		0.44	U		0.44	U	

PROJ_NO: 07804	NSAMPLE	MSA-SW46A-061416			MSA-SW47A-061416			MSA-SW48A-061416			MSA-SW49A-061416		
SDG: 240-66021-1	LAB_ID	240-66021-42			240-66021-43			240-66021-44			240-66021-45		
FRACTION: OV	SAMP_DATE	6/14/2016			6/14/2016			6/14/2016			6/14/2016		
MEDIA: WATER	QC_TYPE	NM			NM			NM			NM		
	UNITS	UG/L			UG/L			UG/L			UG/L		
	PCT_SOLIDS	0.0			0.0			0.0			0.0		
	DUP_OF												
PARAMETER		RESULT	VQL	QLCD	RESULT	VQL	QLCD	RESULT	VQL	QLCD	RESULT	VQL	QLCD
1,1,1,2-TETRACHLOROETHANE		0.28	U		0.28	U		0.28	U		0.28	U	
1,1,1-TRICHLOROETHANE		0.44	U		0.44	U		0.44	U		0.44	U	
1,1,2,2-TETRACHLOROETHANE		0.22	U		0.22	U		0.22	U		0.22	U	
1,1,2-TRICHLOROTRIFLUOROETHANE													
1,1-DICHLOROETHANE		0.3	U		0.3	U		0.3	U		0.3	U	
1,1-DICHLOROETHENE		0.45	U		0.45	U		0.45	U		0.45	U	
1,1-DICHLOROPROPENE		0.42	U		0.42	U		0.42	U		0.42	U	
1,2,3-TRICHLOROBENZENE		0.37	U		0.37	U		0.37	U		0.37	U	
1,2,3-TRICHLOROPROPANE		0.44	U		0.44	U		0.44	U		0.44	U	
1,2,3-TRIMETHYLBENZENE		0.47	U		0.47	U		0.47	U		0.47	U	
1,2,4-TRICHLOROBENZENE		0.32	U		0.32	U		0.32	U		0.32	U	
1,2,4-TRIMETHYLBENZENE		0.41	U		0.41	U		0.41	U		0.41	U	
1,2-DIBROMO-3-CHLOROPROPANE		0.82	U		0.82	U		0.82	U		0.82	U	
1,2-DIBROMOETHANE		0.32	U		0.32	U		0.32	U		0.32	U	
1,2-DICHLOROBENZENE		0.25	U		0.25	U		0.25	U		0.25	U	
1,2-DICHLOROETHANE		0.23	U		0.23	U		0.23	U		0.23	U	
1,2-DICHLOROPROPANE		0.25	U		0.25	U		0.25	U		0.25	U	
1,3-DICHLOROBENZENE		0.19	U		0.19	U		0.19	U		0.19	U	
1,3-DICHLOROPROPANE		0.19	U		0.19	U		0.19	U		0.19	U	
1,4-DICHLOROBENZENE		0.27	U		0.27	U		0.27	U		0.27	U	
2,2-DICHLOROPROPANE		0.26	U		0.26	U		0.26	U		0.26	U	
2-BUTANONE		0.53	UJ	C	0.53	UJ	C	0.53	UJ	C	0.53	UJ	C
2-CHLOROETHYL VINYL ETHER		0.59	UR	M	0.59	UR	M	0.59	UR	M	0.59	UR	M
2-CHLOROTOLUENE		0.4	U		0.4	U		0.4	U		0.4	U	
2-HEXANONE		0.48	U		0.48	U		0.48	U		0.48	U	
4-CHLOROTOLUENE		0.29	U		0.29	U		0.29	U		0.29	U	
4-ISOPROPYLTOLUENE		0.43	U		0.43	U		0.43	U		0.43	U	
4-METHYL-2-PENTANONE		0.99	U		0.99	U		0.99	U		0.99	U	
ACETONE		0.94	U		0.94	U		0.94	U		0.94	U	
BENZENE		0.35	U		0.35	U		0.35	U		0.35	U	
BROMOBENZENE		0.35	U		0.35	U		0.35	U		0.35	U	
BROMOCHLOROMETHANE		0.5	U		0.5	U		0.5	U		0.5	U	
BROMODICHLOROMETHANE		0.29	U		0.29	U		0.29	U		0.29	U	
BROMOFORM		0.56	U		0.56	U		0.56	U		0.56	U	
BROMOMETHANE		0.44	U		0.44	U		0.44	U		0.44	U	

PROJ_NO: 07804	NSAMPLE	TB-061416		
SDG: 240-66021-1	LAB_ID	240-66021-41		
FRACTION: OV	SAMP_DATE	6/14/2016		
MEDIA: WATER	QC_TYPE	NM		
	UNITS	UG/L		
	PCT_SOLIDS	0.0		
	DUP_OF			
PARAMETER		RESULT	VQL	QLCD
1,1,1,2-TETRACHLOROETHANE		0.28	U	
1,1,1-TRICHLOROETHANE		0.44	U	
1,1,2,2-TETRACHLOROETHANE		0.22	U	
1,1,2-TRICHLOROTRIFLUOROETHANE		0.45	U	
1,1-DICHLOROETHANE		0.3	U	
1,1-DICHLOROETHENE		0.45	U	
1,1-DICHLOROPROPENE		0.42	U	
1,2,3-TRICHLOROBENZENE		0.37	U	
1,2,3-TRICHLOROPROPANE		0.44	U	
1,2,3-TRIMETHYLBENZENE		0.47	U	
1,2,4-TRICHLOROBENZENE		0.32	U	
1,2,4-TRIMETHYLBENZENE		0.41	U	
1,2-DIBROMO-3-CHLOROPROPANE		0.82	U	
1,2-DIBROMOETHANE		0.32	U	
1,2-DICHLOROBENZENE		0.25	U	
1,2-DICHLOROETHANE		0.23	U	
1,2-DICHLOROPROPANE		0.25	U	
1,3-DICHLOROBENZENE		0.19	U	
1,3-DICHLOROPROPANE		0.19	U	
1,4-DICHLOROBENZENE		0.27	U	
2,2-DICHLOROPROPANE		0.26	U	
2-BUTANONE		0.75	J	C
2-CHLOROETHYL VINYL ETHER		0.59	UR	M
2-CHLOROTOLUENE		0.4	U	
2-HEXANONE		0.48	U	
4-CHLOROTOLUENE		0.29	U	
4-ISOPROPYLTOLUENE		0.43	U	
4-METHYL-2-PENTANONE		0.99	U	
ACETONE		5		
BENZENE		0.35	U	
BROMOBENZENE		0.35	U	
BROMOCHLOROMETHANE		0.5	U	
BROMODICHLOROMETHANE		0.29	U	
BROMOFORM		0.56	U	
BROMOMETHANE		0.44	U	

PROJ_NO: 07804	NSAMPLE	EL-SW01A-061416			EL-SW01B-061416			EL-SW01C-061416			EL-SW01D-061416		
SDG: 240-66021-1	LAB_ID	240-66021-37			240-66021-38			240-66021-39			240-66021-40		
FRACTION: OV	SAMP_DATE	6/14/2016			6/14/2016			6/14/2016			6/14/2016		
MEDIA: WATER	QC_TYPE	NM			NM			NM			NM		
	UNITS	UG/L			UG/L			UG/L			UG/L		
	PCT_SOLIDS	0.0			0.0			0.0			0.0		
	DUP_OF												
PARAMETER		RESULT	VQL	QLCD	RESULT	VQL	QLCD	RESULT	VQL	QLCD	RESULT	VQL	QLCD
CARBON DISULFIDE		0.38	U		0.38	U		0.38	U		0.38	U	
CARBON TETRACHLORIDE		0.43	U		0.43	U		0.43	U		0.43	U	
CHLOROBENZENE		0.25	U		0.25	U		0.25	U		0.25	U	
CHLORODIBROMOMETHANE		0.43	U		0.43	U		0.43	U		0.43	U	
CHLORODIFLUOROMETHANE													
CHLOROETHANE		0.32	U		0.32	U		0.32	U		0.32	U	
CHLOROFORM		0.25	U		0.25	U		0.25	U		0.25	U	
CHLOROMETHANE		0.44	U		0.44	U		0.44	U		0.44	U	
CIS-1,2-DICHLOROETHENE		0.26	U		0.26	U		0.26	U		0.35	J	P
CIS-1,3-DICHLOROPROPENE		0.46	U		0.46	U		0.46	U		0.46	U	
DIBROMOMETHANE		0.42	U		0.42	U		0.42	U		0.42	U	
DICHLORODIFLUOROMETHANE		0.32	U		0.32	U		0.32	U		0.32	U	
DIISOPROPYL ETHER		0.5	U		0.5	U		0.5	U		0.5	U	
ETHYL TERT-BUTYL ETHER		0.23	U		0.23	U		0.23	U		0.23	U	
ETHYLBENZENE		0.25	U		0.25	U		0.25	U		0.25	U	
HEXACHLOROBUTADIENE		0.35	U		0.35	U		0.35	U		0.35	U	
ISOPROPYLBENZENE		0.35	U		0.35	U		0.35	U		0.35	U	
M+P-XYLENES		0.24	U		0.24	U		0.24	U		0.24	U	
METHYL TERT-BUTYL ETHER		0.2	U		0.2	U		0.2	U		0.2	U	
METHYLENE CHLORIDE		0.33	U		0.33	U		0.33	U		0.33	U	
NAPHTHALENE		0.45	U		0.45	U		0.45	U		0.45	U	
N-BUTYLBENZENE		0.31	U		0.31	U		0.31	U		0.31	U	
N-PROPYLBENZENE		0.4	U		0.4	U		0.4	U		0.4	U	
O-XYLENE		0.25	U		0.25	U		0.25	U		0.25	U	
SEC-BUTYLBENZENE		0.48	U		0.48	U		0.48	U		0.48	U	
STYRENE		0.45	U		0.45	U		0.45	U		0.45	U	
TERT-AMYL METHYL ETHER		0.3	U		0.3	U		0.3	U		0.3	U	
TERT-BUTYLBENZENE		0.41	U		0.41	U		0.41	U		0.41	U	
TERTIARY-BUTYL ALCOHOL		4.9	U		4.9	U		4.9	U		4.9	U	
TETRACHLOROETHENE		0.31	U		0.31	U		0.31	U		0.31	U	
TOLUENE		0.23	U		0.23	U		0.23	U		0.23	U	
TOTAL XYLENES		0.52	U		0.52	U		0.52	U		0.52	U	
TRANS-1,2-DICHLOROETHENE		0.3	U		0.3	U		0.3	U		0.3	U	
TRANS-1,3-DICHLOROPROPENE		0.56	U		0.56	U		0.56	U		0.56	U	
TRICHLOROETHENE		0.27	J	P	0.28	J	P	0.24	J	P	0.71	J	P

PROJ_NO: 07804	NSAMPLE	MSA-SW37A-061416			MSA-SW37B-061416			MSA-SW37C-061416			MSA-SW37D-061416		
SDG: 240-66021-1	LAB_ID	240-66021-1			240-66021-2			240-66021-3			240-66021-4		
FRACTION: OV	SAMP_DATE	6/14/2016			6/14/2016			6/14/2016			6/14/2016		
MEDIA: WATER	QC_TYPE	NM			NM			NM			NM		
	UNITS	UG/L			UG/L			UG/L			UG/L		
	PCT_SOLIDS	0.0			0.0			0.0			0.0		
	DUP_OF												
PARAMETER		RESULT	VQL	QLCD	RESULT	VQL	QLCD	RESULT	VQL	QLCD	RESULT	VQL	QLCD
CARBON DISULFIDE		0.38	U		0.38	U		0.38	U		0.38	U	
CARBON TETRACHLORIDE		0.43	U		0.43	U		0.43	U		0.43	U	
CHLOROBENZENE		0.25	U		0.25	U		0.25	U		0.25	U	
CHLORODIBROMOMETHANE		0.43	UJ	C	0.43	UJ	C	0.43	UJ	C	0.43	UJ	C
CHLORODIFLUOROMETHANE		1	UJ	Q	1	UJ	Q	1	UJ	Q	1	UJ	Q
CHLOROETHANE		0.32	UJ	C	0.32	UJ	C	0.32	UJ	C	0.32	UJ	C
CHLOROFORM		0.25	U		0.25	U		0.25	U		0.25	U	
CHLOROMETHANE		0.44	U		0.44	U		0.44	U		0.44	U	
CIS-1,2-DICHLOROETHENE		0.26	U		0.26	U		0.26	U		0.26	U	
CIS-1,3-DICHLOROPROPENE		0.46	U		0.46	U		0.46	U		0.46	U	
DIBROMOMETHANE		0.42	U		0.42	U		0.42	U		0.42	U	
DICHLORODIFLUOROMETHANE		0.32	U		0.32	U		0.32	U		0.32	U	
DIISOPROPYL ETHER		0.5	U		0.5	U		0.5	U		0.5	U	
ETHYL TERT-BUTYL ETHER		0.23	U		0.23	U		0.23	U		0.23	U	
ETHYLBENZENE		0.25	U		0.25	U		0.25	U		0.25	U	
HEXACHLOROBUTADIENE		0.35	UJ	C	0.35	UJ	C	0.35	UJ	C	0.35	UJ	C
ISOPROPYLBENZENE		0.35	U		0.35	U		0.35	U		0.35	U	
M+P-XYLENES		0.24	U		0.24	U		0.24	U		0.24	U	
METHYL TERT-BUTYL ETHER		0.2	U		0.2	U		0.2	U		0.2	U	
METHYLENE CHLORIDE		0.33	U		0.33	U		0.33	U		0.33	U	
NAPHTHALENE		0.45	U		0.45	U		0.45	U		0.45	U	
N-BUTYLBENZENE		0.31	U		0.31	U		0.31	U		0.31	U	
N-PROPYLBENZENE		0.4	U		0.4	U		0.4	U		0.4	U	
O-XYLENE		0.25	U		0.25	U		0.25	U		0.25	U	
SEC-BUTYLBENZENE		0.48	U		0.48	U		0.48	U		0.48	U	
STYRENE		0.45	U		0.45	U		0.45	U		0.45	U	
TERT-AMYL METHYL ETHER		0.3	U		0.3	U		0.3	U		0.3	U	
TERT-BUTYLBENZENE		0.41	U		0.41	U		0.41	U		0.41	U	
TERTIARY-BUTYL ALCOHOL		4.9	U		4.9	U		4.9	U		4.9	U	
TETRACHLOROETHENE		0.31	U		0.31	U		0.31	U		0.31	U	
TOLUENE		0.23	U		0.23	U		0.23	U		0.23	U	
TOTAL XYLENES		0.52	U		0.52	U		0.52	U		0.52	U	
TRANS-1,2-DICHLOROETHENE		0.3	U		0.3	U		0.3	U		0.3	U	
TRANS-1,3-DICHLOROPROPENE		0.56	U		0.56	U		0.56	U		0.56	U	
TRICHLOROETHENE		0.22	J	P	0.24	J	P	0.36	J	P	0.32	J	P

PROJ_NO: 07804	NSAMPLE	MSA-SW38A-061416			MSA-SW38B-061416			MSA-SW38C-061416			MSA-SW38D-061416		
SDG: 240-66021-1	LAB_ID	240-66021-5			240-66021-6			240-66021-7			240-66021-8		
FRACTION: OV	SAMP_DATE	6/14/2016			6/14/2016			6/14/2016			6/14/2016		
MEDIA: WATER	QC_TYPE	NM			NM			NM			NM		
	UNITS	UG/L			UG/L			UG/L			UG/L		
	PCT_SOLIDS	0.0			0.0			0.0			0.0		
	DUP_OF												
PARAMETER		RESULT	VQL	QLCD	RESULT	VQL	QLCD	RESULT	VQL	QLCD	RESULT	VQL	QLCD
CARBON DISULFIDE		0.38	U		0.38	U		0.38	U		0.38	U	
CARBON TETRACHLORIDE		0.43	U		0.43	U		0.43	U		0.43	U	
CHLOROBENZENE		0.25	U		0.25	U		0.25	U		0.25	U	
CHLORODIBROMOMETHANE		0.43	UJ	C	0.43	UJ	C	0.43	UJ	C	0.43	UJ	C
CHLORODIFLUOROMETHANE		1	UJ	Q	1	UJ	Q	1	UJ	Q	1	UJ	Q
CHLOROETHANE		0.32	UJ	C	0.32	UJ	C	0.32	UJ	C	0.32	UJ	C
CHLOROFORM		0.25	U		0.25	U		0.25	U		0.25	U	
CHLOROMETHANE		0.44	U		0.44	U		0.44	U		0.44	U	
CIS-1,2-DICHLOROETHENE		4.8			3.7			0.48	J	P	0.45	J	P
CIS-1,3-DICHLOROPROPENE		0.46	U		0.46	U		0.46	U		0.46	U	
DIBROMOMETHANE		0.42	U		0.42	U		0.42	U		0.42	U	
DICHLORODIFLUOROMETHANE		0.32	U		0.32	U		0.32	U		0.32	U	
DIISOPROPYL ETHER		0.5	U		0.5	U		0.5	U		0.5	U	
ETHYL TERT-BUTYL ETHER		0.23	U		0.23	U		0.23	U		0.23	U	
ETHYLBENZENE		0.25	U		0.25	U		0.25	U		0.25	U	
HEXACHLOROBUTADIENE		0.35	UJ	C	0.35	UJ	C	0.35	UJ	C	0.35	UJ	C
ISOPROPYLBENZENE		0.35	U		0.35	U		0.35	U		0.35	U	
M+P-XYLENES		1.1	J	P	0.24	U		0.24	U		0.24	U	
METHYL TERT-BUTYL ETHER		0.2	U		0.2	U		0.2	U		0.2	U	
METHYLENE CHLORIDE		0.33	U		0.33	U		0.33	U		0.33	U	
NAPHTHALENE		0.45	U		0.45	U		0.45	U		0.45	U	
N-BUTYLBENZENE		0.31	U		0.31	U		0.31	U		0.31	U	
N-PROPYLBENZENE		0.4	U		0.4	U		0.4	U		0.4	U	
O-XYLENE		0.28	J	P	0.25	U		0.25	U		0.25	U	
SEC-BUTYLBENZENE		0.48	U		0.48	U		0.48	U		0.48	U	
STYRENE		0.45	U		0.45	U		0.45	U		0.45	U	
TERT-AMYL METHYL ETHER		0.3	U		0.3	U		0.3	U		0.3	U	
TERT-BUTYLBENZENE		0.41	U		0.41	U		0.41	U		0.41	U	
TERTIARY-BUTYL ALCOHOL		4.9	U		4.9	U		4.9	U		4.9	U	
TETRACHLOROETHENE		0.31	U		0.31	U		0.31	U		0.31	U	
TOLUENE		0.23	U		0.33	J	P	0.23	U		0.23	U	
TOTAL XYLENES		1.4	J	P	0.52	U		0.52	U		0.52	U	
TRANS-1,2-DICHLOROETHENE		0.3	U		0.3	U		0.3	U		0.3	U	
TRANS-1,3-DICHLOROPROPENE		0.56	U		0.56	U		0.56	U		0.56	U	
TRICHLOROETHENE		3.4			2.7			0.52	J	P	0.54	J	P

PROJ_NO: 07804	NSAMPLE	MSA-SW39A-061416			MSA-SW39B-061416			MSA-SW39C-061416			MSA-SW39D-061416		
SDG: 240-66021-1	LAB_ID	240-66021-9			240-66021-10			240-66021-11			240-66021-12		
FRACTION: OV	SAMP_DATE	6/14/2016			6/14/2016			6/14/2016			6/14/2016		
MEDIA: WATER	QC_TYPE	NM			NM			NM			NM		
	UNITS	UG/L			UG/L			UG/L			UG/L		
	PCT_SOLIDS	0.0			0.0			0.0			0.0		
	DUP_OF												
PARAMETER		RESULT	VQL	QLCD	RESULT	VQL	QLCD	RESULT	VQL	QLCD	RESULT	VQL	QLCD
CARBON DISULFIDE		0.38	U		0.38	U		0.38	U		0.38	U	
CARBON TETRACHLORIDE		0.43	U		0.43	U		0.43	U		0.43	U	
CHLOROBENZENE		0.25	U		0.25	U		0.25	U		0.25	U	
CHLORODIBROMOMETHANE		0.43	UJ	C	0.43	UJ	C	0.43	UJ	C	0.43	UJ	C
CHLORODIFLUOROMETHANE		1	UJ	Q	1	UJ	Q	1	UJ	Q	1	UJ	Q
CHLOROETHANE		0.32	UJ	C	0.32	UJ	C	0.32	UJ	C	0.32	UJ	C
CHLOROFORM		0.25	U		0.25	U		0.25	U		0.25	U	
CHLOROMETHANE		0.44	U		0.44	U		0.44	U		0.44	U	
CIS-1,2-DICHLOROETHENE		0.26	U		0.26	U		0.29	J	P	0.83	J	P
CIS-1,3-DICHLOROPROPENE		0.46	U		0.46	U		0.46	U		0.46	U	
DIBROMOMETHANE		0.42	U		0.42	U		0.42	U		0.42	U	
DICHLORODIFLUOROMETHANE		0.32	U		0.32	U		0.32	U		0.32	U	
DIISOPROPYL ETHER		0.5	U		0.5	U		0.5	U		0.5	U	
ETHYL TERT-BUTYL ETHER		0.23	U		0.23	U		0.23	U		0.23	U	
ETHYLBENZENE		0.25	U		0.25	U		0.25	U		0.25	U	
HEXACHLOROBUTADIENE		0.35	UJ	C	0.35	UJ	C	0.35	UJ	C	0.35	UJ	C
ISOPROPYLBENZENE		0.35	U		0.35	U		0.35	U		0.35	U	
M+P-XYLENES		0.24	U		0.24	U		0.24	U		0.24	U	
METHYL TERT-BUTYL ETHER		0.2	U		0.2	U		0.2	U		0.2	U	
METHYLENE CHLORIDE		0.33	U		0.33	U		0.33	U		0.33	U	
NAPHTHALENE		0.45	U		0.45	U		0.45	U		0.45	U	
N-BUTYLBENZENE		0.31	U		0.31	U		0.31	U		0.31	U	
N-PROPYLBENZENE		0.4	U		0.4	U		0.4	U		0.4	U	
O-XYLENE		0.25	U		0.25	U		0.25	U		0.25	U	
SEC-BUTYLBENZENE		0.48	U		0.48	U		0.48	U		0.48	U	
STYRENE		0.45	U		0.45	U		0.45	U		0.45	U	
TERT-AMYL METHYL ETHER		0.3	U		0.3	U		0.3	U		0.3	U	
TERT-BUTYLBENZENE		0.41	U		0.41	U		0.41	U		0.41	U	
TERTIARY-BUTYL ALCOHOL		4.9	U		4.9	U		4.9	U		4.9	U	
TETRACHLOROETHENE		0.31	U		0.31	U		0.31	U		0.31	U	
TOLUENE		0.23	U		0.23	U		0.23	U		0.23	U	
TOTAL XYLENES		0.52	U		0.52	U		0.52	U		0.52	U	
TRANS-1,2-DICHLOROETHENE		0.3	U		0.3	U		0.3	U		0.3	U	
TRANS-1,3-DICHLOROPROPENE		0.56	U		0.56	U		0.56	U		0.56	U	
TRICHLOROETHENE		0.29	J	P	0.29	J	P	0.34	J	P	0.79	J	P

PROJ_NO: 07804	NSAMPLE	MSA-SW40A-061416			MSA-SW40B-061416			MSA-SW40C-061416			MSA-SW40D-061416		
SDG: 240-66021-1	LAB_ID	240-66021-13			240-66021-14			240-66021-15			240-66021-16		
FRACTION: OV	SAMP_DATE	6/14/2016			6/14/2016			6/14/2016			6/14/2016		
MEDIA: WATER	QC_TYPE	NM			NM			NM			NM		
	UNITS	UG/L			UG/L			UG/L			UG/L		
	PCT_SOLIDS	0.0			0.0			0.0			0.0		
	DUP_OF												
PARAMETER		RESULT	VQL	QLCD	RESULT	VQL	QLCD	RESULT	VQL	QLCD	RESULT	VQL	QLCD
CARBON DISULFIDE		0.38	U		0.38	U		0.38	U		0.38	U	
CARBON TETRACHLORIDE		0.43	U		0.43	U		0.43	U		0.43	U	
CHLOROBENZENE		0.25	U		0.25	U		0.25	U		0.25	U	
CHLORODIBROMOMETHANE		0.43	UJ	C	0.43	UJ	C	0.43	UJ	C	0.43	UJ	C
CHLORODIFLUOROMETHANE		1	UJ	Q	1	UJ	Q	1	UJ	Q	1	UJ	Q
CHLOROETHANE		0.32	UJ	C	0.32	UJ	C	0.32	UJ	C	0.32	UJ	C
CHLOROFORM		0.25	U		0.25	U		0.25	U		0.25	U	
CHLOROMETHANE		0.44	U		0.44	U		0.44	U		0.44	U	
CIS-1,2-DICHLOROETHENE		1.7			2.1			0.46	J	P	0.26	U	
CIS-1,3-DICHLOROPROPENE		0.46	U		0.46	U		0.46	U		0.46	U	
DIBROMOMETHANE		0.42	U		0.42	U		0.42	U		0.42	U	
DICHLORODIFLUOROMETHANE		0.32	U		0.32	U		0.32	U		0.32	U	
DIISOPROPYL ETHER		0.5	U		0.5	U		0.5	U		0.5	U	
ETHYL TERT-BUTYL ETHER		0.23	U		0.23	U		0.23	U		0.23	U	
ETHYLBENZENE		0.25	U		0.25	U		0.25	U		0.25	U	
HEXACHLOROBUTADIENE		0.35	UJ	C	0.35	UJ	C	0.35	UJ	C	0.35	UJ	C
ISOPROPYLBENZENE		0.35	U		0.35	U		0.35	U		0.35	U	
M+P-XYLENES		0.24	U		0.24	U		0.24	U		0.24	U	
METHYL TERT-BUTYL ETHER		0.2	U		0.2	U		0.2	U		0.2	U	
METHYLENE CHLORIDE		0.33	U		0.33	U		0.33	U		0.33	U	
NAPHTHALENE		0.45	U		0.45	U		0.45	U		0.45	U	
N-BUTYLBENZENE		0.31	U		0.31	U		0.31	U		0.31	U	
N-PROPYLBENZENE		0.4	U		0.4	U		0.4	U		0.4	U	
O-XYLENE		0.25	U		0.25	U		0.25	U		0.25	U	
SEC-BUTYLBENZENE		0.48	U		0.48	U		0.48	U		0.48	U	
STYRENE		0.45	U		0.45	U		0.45	U		0.45	U	
TERT-AMYL METHYL ETHER		0.3	U		0.3	U		0.3	U		0.3	U	
TERT-BUTYLBENZENE		0.41	U		0.41	U		0.41	U		0.41	U	
TERTIARY-BUTYL ALCOHOL		4.9	U		4.9	U		4.9	U		4.9	U	
TETRACHLOROETHENE		0.31	U		0.31	U		0.31	U		0.31	U	
TOLUENE		0.23	U		0.23	U		0.23	U		0.23	U	
TOTAL XYLENES		0.52	U		0.52	U		0.52	U		0.52	U	
TRANS-1,2-DICHLOROETHENE		0.3	U		0.3	U		0.3	U		0.3	U	
TRANS-1,3-DICHLOROPROPENE		0.56	U		0.56	U		0.56	U		0.56	U	
TRICHLOROETHENE		1.6			2.6			1.2			0.33	J	P

PROJ_NO: 07804	NSAMPLE	MSA-SW41A-061416			MSA-SW41B-061416			MSA-SW41C-061416			MSA-SW41D-061416		
SDG: 240-66021-1	LAB_ID	240-66021-17			240-66021-18			240-66021-19			240-66021-20		
FRACTION: OV	SAMP_DATE	6/14/2016			6/14/2016			6/14/2016			6/14/2016		
MEDIA: WATER	QC_TYPE	NM			NM			NM			NM		
	UNITS	UG/L			UG/L			UG/L			UG/L		
	PCT_SOLIDS	0.0			0.0			0.0			0.0		
	DUP_OF												
PARAMETER		RESULT	VQL	QLCD	RESULT	VQL	QLCD	RESULT	VQL	QLCD	RESULT	VQL	QLCD
CARBON DISULFIDE		0.38	U		0.38	U		0.38	U		0.38	U	
CARBON TETRACHLORIDE		0.43	U		0.43	U		0.43	U		0.43	U	
CHLOROBENZENE		0.25	U		0.25	U		0.25	U		0.25	U	
CHLORODIBROMOMETHANE		0.43	UJ	C	0.43	UJ	C	0.43	UJ	C	0.43	UJ	C
CHLORODIFLUOROMETHANE		1	UJ	Q	1	UJ	Q	1	UJ	Q	1	UJ	Q
CHLOROETHANE		0.32	UJ	C	0.32	UJ	C	0.32	UJ	C	0.32	UJ	C
CHLOROFORM		0.25	U		0.25	U		0.25	U		0.25	U	
CHLOROMETHANE		0.44	U		0.44	U		0.44	U		0.44	U	
CIS-1,2-DICHLOROETHENE		3.8			1.5			0.64	J	P	0.41	J	P
CIS-1,3-DICHLOROPROPENE		0.46	U		0.46	U		0.46	U		0.46	U	
DIBROMOMETHANE		0.42	U		0.42	U		0.42	U		0.42	U	
DICHLORODIFLUOROMETHANE		0.32	U		0.32	U		0.32	U		0.32	U	
DIISOPROPYL ETHER		0.5	U		0.5	U		0.5	U		0.5	U	
ETHYL TERT-BUTYL ETHER		0.23	U		0.23	U		0.23	U		0.23	U	
ETHYLBENZENE		0.25	U		0.25	U		0.25	U		0.25	U	
HEXACHLOROBUTADIENE		0.35	UJ	C	0.35	UJ	C	0.35	UJ	C	0.35	UJ	C
ISOPROPYLBENZENE		0.35	U		0.35	U		0.35	U		0.35	U	
M+P-XYLENES		0.24	U		0.24	U		0.24	U		0.24	U	
METHYL TERT-BUTYL ETHER		0.2	U		0.2	U		0.2	U		0.2	U	
METHYLENE CHLORIDE		0.33	U		0.33	U		0.33	U		0.33	U	
NAPHTHALENE		0.45	U		0.45	U		0.45	U		0.45	U	
N-BUTYLBENZENE		0.31	U		0.31	U		0.31	U		0.31	U	
N-PROPYLBENZENE		0.4	U		0.4	U		0.4	U		0.4	U	
O-XYLENE		0.25	U		0.25	U		0.25	U		0.25	U	
SEC-BUTYLBENZENE		0.48	U		0.48	U		0.48	U		0.48	U	
STYRENE		0.45	U		0.45	U		0.45	U		0.45	U	
TERT-AMYL METHYL ETHER		0.3	U		0.3	U		0.3	U		0.3	U	
TERT-BUTYLBENZENE		0.41	U		0.41	U		0.41	U		0.41	U	
TERTIARY-BUTYL ALCOHOL		4.9	U		4.9	U		4.9	U		4.9	U	
TETRACHLOROETHENE		0.31	U		0.31	U		0.31	U		0.31	U	
TOLUENE		0.23	U		0.23	U		0.23	U		0.23	U	
TOTAL XYLENES		0.52	U		0.52	U		0.52	U		0.52	U	
TRANS-1,2-DICHLOROETHENE		0.3	U		0.3	U		0.3	U		0.3	U	
TRANS-1,3-DICHLOROPROPENE		0.56	U		0.56	U		0.56	U		0.56	U	
TRICHLOROETHENE		3			1.8			0.94	J	P	0.62	J	P

PROJ_NO: 07804	NSAMPLE	MSA-SW42A-061416			MSA-SW42B-061416			MSA-SW42C-061416			MSA-SW42D-061416		
SDG: 240-66021-1	LAB_ID	240-66021-21			240-66021-22			240-66021-23			240-66021-24		
FRACTION: OV	SAMP_DATE	6/14/2016			6/14/2016			6/14/2016			6/14/2016		
MEDIA: WATER	QC_TYPE	NM			NM			NM			NM		
	UNITS	UG/L			UG/L			UG/L			UG/L		
	PCT_SOLIDS	0.0			0.0			0.0			0.0		
	DUP_OF												
PARAMETER		RESULT	VQL	QLCD	RESULT	VQL	QLCD	RESULT	VQL	QLCD	RESULT	VQL	QLCD
CARBON DISULFIDE		0.38	U		0.38	U		0.38	U		0.38	U	
CARBON TETRACHLORIDE		0.43	U		0.43	U		0.43	U		0.43	U	
CHLOROBENZENE		0.25	U		0.25	U		0.25	U		0.25	U	
CHLORODIBROMOMETHANE		0.43	U		0.43	U		0.43	U		0.43	U	
CHLORODIFLUOROMETHANE		1	UJ	Q	1	UJ	Q	1	UJ	Q	1	UJ	Q
CHLOROETHANE		0.32	U		0.32	U		0.32	U		0.32	U	
CHLOROFORM		0.25	U		0.25	U		0.25	U		0.25	U	
CHLOROMETHANE		0.44	U		0.44	U		0.44	U		0.44	U	
CIS-1,2-DICHLOROETHENE		0.94	J	P	0.43	J	P	0.26	U		0.26	U	
CIS-1,3-DICHLOROPROPENE		0.46	U		0.46	U		0.46	U		0.46	U	
DIBROMOMETHANE		0.42	U		0.42	U		0.42	U		0.42	U	
DICHLORODIFLUOROMETHANE		0.32	U		0.32	U		0.32	U		0.32	U	
DIISOPROPYL ETHER		0.5	U		0.5	U		0.5	U		0.5	U	
ETHYL TERT-BUTYL ETHER		0.23	U		0.23	U		0.23	U		0.23	U	
ETHYLBENZENE		0.25	U		0.25	U		0.25	U		0.25	U	
HEXACHLOROBUTADIENE		0.35	U		0.35	U		0.35	U		0.35	U	
ISOPROPYLBENZENE		0.35	U		0.35	U		0.35	U		0.35	U	
M+P-XYLENES		0.24	U		0.24	U		0.24	U		0.24	U	
METHYL TERT-BUTYL ETHER		0.2	U		0.2	U		0.2	U		0.2	U	
METHYLENE CHLORIDE		0.33	U		0.33	U		0.33	U		0.33	U	
NAPHTHALENE		0.45	U		0.45	U		0.45	U		0.45	U	
N-BUTYLBENZENE		0.31	U		0.31	U		0.31	U		0.31	U	
N-PROPYLBENZENE		0.4	U		0.4	U		0.4	U		0.4	U	
O-XYLENE		0.25	U		0.25	U		0.25	U		0.25	U	
SEC-BUTYLBENZENE		0.48	U		0.48	U		0.48	U		0.48	U	
STYRENE		0.45	U		0.45	U		0.45	U		0.45	U	
TERT-AMYL METHYL ETHER		0.3	U		0.3	U		0.3	U		0.3	U	
TERT-BUTYLBENZENE		0.41	U		0.41	U		0.41	U		0.41	U	
TERTIARY-BUTYL ALCOHOL		4.9	U		4.9	U		4.9	U		4.9	U	
TETRACHLOROETHENE		0.31	U		0.31	U		0.31	U		0.31	U	
TOLUENE		0.23	U		0.23	U		0.23	U		0.23	U	
TOTAL XYLENES		0.52	U		0.52	U		0.52	U		0.52	U	
TRANS-1,2-DICHLOROETHENE		0.3	U		0.3	U		0.3	U		0.3	U	
TRANS-1,3-DICHLOROPROPENE		0.56	U		0.56	U		0.56	U		0.56	U	
TRICHLOROETHENE		0.22	J	P	0.31	J	P	0.32	J	P	0.32	J	P

PROJ_NO: 07804	NSAMPLE	MSA-SW43A-061416			MSA-SW43B-061416			MSA-SW43C-061416			MSA-SW43D-061416		
SDG: 240-66021-1	LAB_ID	240-66021-25			240-66021-26			240-66021-27			240-66021-28		
FRACTION: OV	SAMP_DATE	6/14/2016			6/14/2016			6/14/2016			6/14/2016		
MEDIA: WATER	QC_TYPE	NM			NM			NM			NM		
	UNITS	UG/L			UG/L			UG/L			UG/L		
	PCT_SOLIDS	0.0			0.0			0.0			0.0		
	DUP_OF												
PARAMETER		RESULT	VQL	QLCD	RESULT	VQL	QLCD	RESULT	VQL	QLCD	RESULT	VQL	QLCD
CARBON DISULFIDE		0.38	U		0.38	U		0.38	U		0.38	U	
CARBON TETRACHLORIDE		0.43	U		0.43	U		0.43	U		0.43	U	
CHLOROBENZENE		0.25	U		0.25	U		0.25	U		0.25	U	
CHLORODIBROMOMETHANE		0.43	U		0.43	U		0.43	U		0.43	U	
CHLORODIFLUOROMETHANE		1	UJ	Q	1	UJ	Q	1	UJ	Q	1	UJ	Q
CHLOROETHANE		0.32	U		0.32	U		0.32	U		0.32	U	
CHLOROFORM		0.25	U		0.25	U		0.25	U		0.25	U	
CHLOROMETHANE		0.44	U		0.44	U		0.44	U		0.44	U	
CIS-1,2-DICHLOROETHENE		6.2			5.9			0.6	J	P	0.55	J	P
CIS-1,3-DICHLOROPROPENE		0.46	U		0.46	U		0.46	U		0.46	U	
DIBROMOMETHANE		0.42	U		0.42	U		0.42	U		0.42	U	
DICHLORODIFLUOROMETHANE		0.32	U		0.32	U		0.32	U		0.32	U	
DIISOPROPYL ETHER		0.5	U		0.5	U		0.5	U		0.5	U	
ETHYL TERT-BUTYL ETHER		0.23	U		0.23	U		0.23	U		0.23	U	
ETHYLBENZENE		0.25	U		0.25	U		0.25	U		0.25	U	
HEXACHLOROBUTADIENE		0.35	U		0.35	U		0.35	U		0.35	U	
ISOPROPYLBENZENE		0.35	U		0.35	U		0.35	U		0.35	U	
M+P-XYLENES		0.24	U		0.24	U		0.24	U		0.24	U	
METHYL TERT-BUTYL ETHER		0.2	U		0.2	U		0.2	U		0.2	U	
METHYLENE CHLORIDE		0.33	U		0.33	U		0.33	U		0.33	U	
NAPHTHALENE		0.45	U		0.45	U		0.45	U		0.45	U	
N-BUTYLBENZENE		0.31	U		0.31	U		0.31	U		0.31	U	
N-PROPYLBENZENE		0.4	U		0.4	U		0.4	U		0.4	U	
O-XYLENE		0.25	U		0.25	U		0.25	U		0.25	U	
SEC-BUTYLBENZENE		0.48	U		0.48	U		0.48	U		0.48	U	
STYRENE		0.45	U		0.45	U		0.45	U		0.45	U	
TERT-AMYL METHYL ETHER		0.3	U		0.3	U		0.3	U		0.3	U	
TERT-BUTYLBENZENE		0.41	U		0.41	U		0.41	U		0.41	U	
TERTIARY-BUTYL ALCOHOL		4.9	U		4.9	U		4.9	U		4.9	U	
TETRACHLOROETHENE		0.31	U		0.31	U		0.31	U		0.31	U	
TOLUENE		0.23	U		0.23	U		0.23	U		0.23	U	
TOTAL XYLENES		0.52	U		0.52	U		0.52	U		0.52	U	
TRANS-1,2-DICHLOROETHENE		0.3	U		0.3	U		0.3	U		0.3	U	
TRANS-1,3-DICHLOROPROPENE		0.56	U		0.56	U		0.56	U		0.56	U	
TRICHLOROETHENE		3.4			3.8			1			0.97	J	P

PROJ_NO: 07804	NSAMPLE	MSA-SW44A-061416			MSA-SW44B-061416			MSA-SW44C-061416			MSA-SW44D-061416		
SDG: 240-66021-1	LAB_ID	240-66021-29			240-66021-30			240-66021-31			240-66021-32		
FRACTION: OV	SAMP_DATE	6/14/2016			6/14/2016			6/14/2016			6/14/2016		
MEDIA: WATER	QC_TYPE	NM			NM			NM			NM		
	UNITS	UG/L			UG/L			UG/L			UG/L		
	PCT_SOLIDS	0.0			0.0			0.0			0.0		
	DUP_OF												
PARAMETER		RESULT	VQL	QLCD	RESULT	VQL	QLCD	RESULT	VQL	QLCD	RESULT	VQL	QLCD
CARBON DISULFIDE		0.38	U		0.38	U		0.38	U		0.38	U	
CARBON TETRACHLORIDE		0.43	U		0.43	U		0.43	U		0.43	U	
CHLOROBENZENE		0.25	U		0.25	U		0.25	U		0.25	U	
CHLORODIBROMOMETHANE		0.43	U		0.43	U		0.43	U		0.43	U	
CHLORODIFLUOROMETHANE		1	UJ	Q	1	UJ	Q	1	UJ	Q	1	UJ	Q
CHLOROETHANE		0.32	U		0.32	U		0.32	U		0.32	U	
CHLOROFORM		0.25	U		0.25	U		0.25	U		0.25	U	
CHLOROMETHANE		0.44	U		0.44	U		0.44	U		0.44	U	
CIS-1,2-DICHLOROETHENE		2.7			0.73	J	P	0.54	J	P	0.47	J	P
CIS-1,3-DICHLOROPROPENE		0.46	U		0.46	U		0.46	U		0.46	U	
DIBROMOMETHANE		0.42	U		0.42	U		0.42	U		0.42	U	
DICHLORODIFLUOROMETHANE		0.32	U		0.32	U		0.32	U		0.32	U	
DIISOPROPYL ETHER		0.5	U		0.5	U		0.5	U		0.5	U	
ETHYL TERT-BUTYL ETHER		0.23	U		0.23	U		0.23	U		0.23	U	
ETHYLBENZENE		0.25	U		0.25	U		0.25	U		0.25	U	
HEXACHLOROBUTADIENE		0.35	U		0.35	U		0.35	U		0.35	U	
ISOPROPYLBENZENE		0.35	U		0.35	U		0.35	U		0.35	U	
M+P-XYLENES		0.24	U		0.24	U		0.24	U		0.24	U	
METHYL TERT-BUTYL ETHER		0.2	U		0.2	U		0.2	U		0.2	U	
METHYLENE CHLORIDE		0.33	U		0.33	U		0.33	U		0.33	U	
NAPHTHALENE		0.45	U		0.45	U		0.45	U		0.45	U	
N-BUTYLBENZENE		0.31	U		0.31	U		0.31	U		0.31	U	
N-PROPYLBENZENE		0.4	U		0.4	U		0.4	U		0.4	U	
O-XYLENE		0.25	U		0.25	U		0.25	U		0.25	U	
SEC-BUTYLBENZENE		0.48	U		0.48	U		0.48	U		0.48	U	
STYRENE		0.45	U		0.45	U		0.45	U		0.45	U	
TERT-AMYL METHYL ETHER		0.3	U		0.3	U		0.3	U		0.3	U	
TERT-BUTYLBENZENE		0.41	U		0.41	U		0.41	U		0.41	U	
TERTIARY-BUTYL ALCOHOL		4.9	U		4.9	U		4.9	U		4.9	U	
TETRACHLOROETHENE		0.31	U		0.31	U		0.31	U		0.31	U	
TOLUENE		0.23	U		0.23	U		0.23	U		0.23	U	
TOTAL XYLENES		0.52	U		0.52	U		0.52	U		0.52	U	
TRANS-1,2-DICHLOROETHENE		0.3	U		0.3	U		0.3	U		0.3	U	
TRANS-1,3-DICHLOROPROPENE		0.56	U		0.56	U		0.56	U		0.56	U	
TRICHLOROETHENE		2			1.1			0.86	J	P	0.64	J	P

PROJ_NO: 07804	NSAMPLE	MSA-SW45A-061416			MSA-SW45B-061416			MSA-SW45C-061416			MSA-SW45D-061416		
SDG: 240-66021-1	LAB_ID	240-66021-33			240-66021-34			240-66021-35			240-66021-36		
FRACTION: OV	SAMP_DATE	6/14/2016			6/14/2016			6/14/2016			6/14/2016		
MEDIA: WATER	QC_TYPE	NM			NM			NM			NM		
	UNITS	UG/L			UG/L			UG/L			UG/L		
	PCT_SOLIDS	0.0			0.0			0.0			0.0		
	DUP_OF												
PARAMETER		RESULT	VQL	QLCD	RESULT	VQL	QLCD	RESULT	VQL	QLCD	RESULT	VQL	QLCD
CARBON DISULFIDE		0.38	U		0.38	U		0.38	U		0.38	U	
CARBON TETRACHLORIDE		0.43	U		0.43	U		0.43	U		0.43	U	
CHLOROBENZENE		0.25	U		0.25	U		0.25	U		0.25	U	
CHLORODIBROMOMETHANE		0.43	U		0.43	U		0.43	U		0.43	U	
CHLORODIFLUOROMETHANE		1	UJ	Q	1	UJ	Q	1	UJ	Q	1	UJ	Q
CHLOROETHANE		0.32	U		0.32	U		0.32	U		0.32	U	
CHLOROFORM		0.25	U		0.25	U		0.25	U		0.25	U	
CHLOROMETHANE		0.44	U		0.44	U		0.44	U		0.44	U	
CIS-1,2-DICHLOROETHENE		3.7			0.84	J	P	0.7	J	P	0.65	J	P
CIS-1,3-DICHLOROPROPENE		0.46	U		0.46	U		0.46	U		0.46	U	
DIBROMOMETHANE		0.42	U		0.42	U		0.42	U		0.42	U	
DICHLORODIFLUOROMETHANE		0.32	U		0.32	U		0.32	U		0.32	U	
DIISOPROPYL ETHER		0.5	U		0.5	U		0.5	U		0.5	U	
ETHYL TERT-BUTYL ETHER		0.23	U		0.23	U		0.23	U		0.23	U	
ETHYLBENZENE		0.25	U		0.25	U		0.25	U		0.25	U	
HEXACHLOROBUTADIENE		0.35	U		0.35	U		0.35	U		0.35	U	
ISOPROPYLBENZENE		0.35	U		0.35	U		0.35	U		0.35	U	
M+P-XYLENES		0.24	U		0.24	U		0.24	U		0.24	U	
METHYL TERT-BUTYL ETHER		0.2	U		0.2	U		0.2	U		0.2	U	
METHYLENE CHLORIDE		0.33	U		0.33	U		0.33	U		0.33	U	
NAPHTHALENE		0.45	U		0.45	U		0.45	U		0.45	U	
N-BUTYLBENZENE		0.31	U		0.31	U		0.31	U		0.31	U	
N-PROPYLBENZENE		0.4	U		0.4	U		0.4	U		0.4	U	
O-XYLENE		0.25	U		0.25	U		0.25	U		0.25	U	
SEC-BUTYLBENZENE		0.48	U		0.48	U		0.48	U		0.48	U	
STYRENE		0.45	U		0.45	U		0.45	U		0.45	U	
TERT-AMYL METHYL ETHER		0.3	U		0.3	U		0.3	U		0.3	U	
TERT-BUTYLBENZENE		0.41	U		0.41	U		0.41	U		0.41	U	
TERTIARY-BUTYL ALCOHOL		4.9	U		4.9	U		4.9	U		4.9	U	
TETRACHLOROETHENE		0.31	U		0.31	U		0.31	U		0.31	U	
TOLUENE		0.23	U		0.23	U		0.23	U		0.23	U	
TOTAL XYLENES		0.52	U		0.52	U		0.52	U		0.52	U	
TRANS-1,2-DICHLOROETHENE		0.3	U		0.3	U		0.3	U		0.3	U	
TRANS-1,3-DICHLOROPROPENE		0.56	U		0.56	U		0.56	U		0.56	U	
TRICHLOROETHENE		2.7			0.98	J	P	0.83	J	P	0.84	J	P

PROJ_NO: 07804	NSAMPLE	MSA-SW46A-061416			MSA-SW47A-061416			MSA-SW48A-061416			MSA-SW49A-061416		
SDG: 240-66021-1	LAB_ID	240-66021-42			240-66021-43			240-66021-44			240-66021-45		
FRACTION: OV	SAMP_DATE	6/14/2016			6/14/2016			6/14/2016			6/14/2016		
MEDIA: WATER	QC_TYPE	NM			NM			NM			NM		
	UNITS	UG/L			UG/L			UG/L			UG/L		
	PCT_SOLIDS	0.0			0.0			0.0			0.0		
	DUP_OF												
PARAMETER		RESULT	VQL	QLCD	RESULT	VQL	QLCD	RESULT	VQL	QLCD	RESULT	VQL	QLCD
CARBON DISULFIDE		0.38	UJ	C	0.38	UJ	C	0.38	UJ	C	0.38	UJ	C
CARBON TETRACHLORIDE		0.43	U		0.43	U		0.43	U		0.43	U	
CHLOROBENZENE		0.25	U		0.25	U		0.25	U		0.25	U	
CHLORODIBROMOMETHANE		0.43	U		0.43	U		0.43	U		0.43	U	
CHLORODIFLUOROMETHANE													
CHLOROETHANE		0.32	U		0.32	U		0.32	U		0.32	U	
CHLOROFORM		0.25	U		0.25	U		0.25	U		0.25	U	
CHLOROMETHANE		0.44	U		0.44	U		0.44	U		0.44	U	
CIS-1,2-DICHLOROETHENE		0.77	J	P	1.6			2.9			3.8		
CIS-1,3-DICHLOROPROPENE		0.46	U		0.46	U		0.46	U		0.46	U	
DIBROMOMETHANE		0.42	UJ	C	0.42	UJ	C	0.42	UJ	C	0.42	UJ	C
DICHLORODIFLUOROMETHANE		0.32	U		0.32	U		0.32	U		0.32	U	
DIISOPROPYL ETHER		0.5	U		0.5	U		0.5	U		0.5	U	
ETHYL TERT-BUTYL ETHER		0.23	U		0.23	U		0.23	U		0.23	U	
ETHYLBENZENE		0.25	U		0.25	U		0.25	U		0.25	U	
HEXACHLOROBUTADIENE		0.35	U		0.35	U		0.35	U		0.35	U	
ISOPROPYLBENZENE		0.35	U		0.35	U		0.35	U		0.35	U	
M+P-XYLENES		0.24	U		0.24	U		0.24	U		0.24	U	
METHYL TERT-BUTYL ETHER		0.2	U		0.2	U		0.2	U		0.2	U	
METHYLENE CHLORIDE		0.33	U		0.33	U		0.33	U		0.33	U	
NAPHTHALENE		0.45	U		0.45	U		0.45	U		0.45	U	
N-BUTYLBENZENE		0.31	U		0.31	U		0.31	U		0.31	U	
N-PROPYLBENZENE		0.4	U		0.4	U		0.4	U		0.4	U	
O-XYLENE		0.25	U		0.25	U		0.25	U		0.25	U	
SEC-BUTYLBENZENE		0.48	U		0.48	U		0.48	U		0.48	U	
STYRENE		0.45	U		0.45	U		0.45	U		0.45	U	
TERT-AMYL METHYL ETHER		0.3	U		0.3	U		0.3	U		0.3	U	
TERT-BUTYLBENZENE		0.41	U		0.41	U		0.41	U		0.41	U	
TERTIARY-BUTYL ALCOHOL		4.9	U		4.9	U		4.9	U		4.9	U	
TETRACHLOROETHENE		0.31	U		0.31	U		0.31	U		0.31	U	
TOLUENE		0.23	U		0.23	U		0.23	U		0.23	U	
TOTAL XYLENES		0.52	U		0.52	U		0.52	U		0.52	U	
TRANS-1,2-DICHLOROETHENE		0.3	U		0.3	U		0.3	U		0.3	U	
TRANS-1,3-DICHLOROPROPENE		0.56	U		0.56	U		0.56	U		0.56	U	
TRICHLOROETHENE		0.58	J	P	1.4			3.8			3.3		

PROJ_NO: 07804	NSAMPLE	TB-061416		
SDG: 240-66021-1	LAB_ID	240-66021-41		
FRACTION: OV	SAMP_DATE	6/14/2016		
MEDIA: WATER	QC_TYPE	NM		
	UNITS	UG/L		
	PCT_SOLIDS	0.0		
	DUP_OF			
PARAMETER		RESULT	VQL	QLCD
CARBON DISULFIDE		0.38	UJ	C
CARBON TETRACHLORIDE		0.43	U	
CHLOROBENZENE		0.25	U	
CHLORODIBROMOMETHANE		0.43	U	
CHLORODIFLUOROMETHANE		1	UJ	Q
CHLOROETHANE		0.32	U	
CHLOROFORM		0.25	U	
CHLOROMETHANE		0.44	U	
CIS-1,2-DICHLOROETHENE		0.26	U	
CIS-1,3-DICHLOROPROPENE		0.46	U	
DIBROMOMETHANE		0.42	UJ	C
DICHLORODIFLUOROMETHANE		0.32	U	
DIISOPROPYL ETHER		0.5	U	
ETHYL TERT-BUTYL ETHER		0.23	U	
ETHYLBENZENE		0.25	U	
HEXACHLOROBUTADIENE		0.35	U	
ISOPROPYLBENZENE		0.35	U	
M+P-XYLENES		0.24	U	
METHYL TERT-BUTYL ETHER		0.2	U	
METHYLENE CHLORIDE		0.33	U	
NAPHTHALENE		0.45	U	
N-BUTYLBENZENE		0.31	U	
N-PROPYLBENZENE		0.4	U	
O-XYLENE		0.25	U	
SEC-BUTYLBENZENE		0.48	U	
STYRENE		0.45	U	
TERT-AMYL METHYL ETHER		0.3	U	
TERT-BUTYLBENZENE		0.41	U	
TERTIARY-BUTYL ALCOHOL		4.9	U	
TETRACHLOROETHENE		0.31	U	
TOLUENE		0.23	U	
TOTAL XYLENES		0.52	U	
TRANS-1,2-DICHLOROETHENE		0.3	U	
TRANS-1,3-DICHLOROPROPENE		0.56	U	
TRICHLOROETHENE		0.22	U	

PROJ_NO: 07804	NSAMPLE	EL-SW01A-061416			EL-SW01B-061416			EL-SW01C-061416			EL-SW01D-061416		
SDG: 240-66021-1	LAB_ID	240-66021-37			240-66021-38			240-66021-39			240-66021-40		
FRACTION: OV	SAMP_DATE	6/14/2016			6/14/2016			6/14/2016			6/14/2016		
MEDIA: WATER	QC_TYPE	NM			NM			NM			NM		
	UNITS	UG/L			UG/L			UG/L			UG/L		
	PCT_SOLIDS	0.0			0.0			0.0			0.0		
	DUP_OF												
PARAMETER		RESULT	VQL	QLCD	RESULT	VQL	QLCD	RESULT	VQL	QLCD	RESULT	VQL	QLCD
TRICHLOROFLUOROMETHANE		0.49	U		0.49	U		0.49	U		0.49	U	
VINYL ACETATE		0.41	U		0.41	U		0.41	U		0.41	U	
VINYL CHLORIDE		0.29	U		0.29	U		0.29	U		0.29	U	

PROJ_NO: 07804	NSAMPLE	MSA-SW37A-061416			MSA-SW37B-061416			MSA-SW37C-061416			MSA-SW37D-061416		
SDG: 240-66021-1	LAB_ID	240-66021-1			240-66021-2			240-66021-3			240-66021-4		
FRACTION: OV	SAMP_DATE	6/14/2016			6/14/2016			6/14/2016			6/14/2016		
MEDIA: WATER	QC_TYPE	NM			NM			NM			NM		
	UNITS	UG/L			UG/L			UG/L			UG/L		
	PCT_SOLIDS	0.0			0.0			0.0			0.0		
	DUP_OF												
PARAMETER		RESULT	VQL	QLCD	RESULT	VQL	QLCD	RESULT	VQL	QLCD	RESULT	VQL	QLCD
TRICHLOROFLUOROMETHANE		0.49	U		0.49	U		0.49	U		0.49	U	
VINYL ACETATE		0.41	U		0.41	U		0.41	U		0.41	U	
VINYL CHLORIDE		0.29	U		0.29	U		0.29	U		0.29	U	

PROJ_NO: 07804	NSAMPLE	MSA-SW38A-061416			MSA-SW38B-061416			MSA-SW38C-061416			MSA-SW38D-061416		
SDG: 240-66021-1	LAB_ID	240-66021-5			240-66021-6			240-66021-7			240-66021-8		
FRACTION: OV	SAMP_DATE	6/14/2016			6/14/2016			6/14/2016			6/14/2016		
MEDIA: WATER	QC_TYPE	NM			NM			NM			NM		
	UNITS	UG/L			UG/L			UG/L			UG/L		
	PCT_SOLIDS	0.0			0.0			0.0			0.0		
	DUP_OF												
PARAMETER		RESULT	VQL	QLCD	RESULT	VQL	QLCD	RESULT	VQL	QLCD	RESULT	VQL	QLCD
TRICHLOROFLUOROMETHANE		0.49	U		0.49	U		0.49	U		0.49	U	
VINYL ACETATE		0.41	U		0.41	U		0.41	U		0.41	U	
VINYL CHLORIDE		2.1			2.5			0.3	J	P	0.29	U	

PROJ_NO: 07804	NSAMPLE	MSA-SW39A-061416			MSA-SW39B-061416			MSA-SW39C-061416			MSA-SW39D-061416		
SDG: 240-66021-1	LAB_ID	240-66021-9			240-66021-10			240-66021-11			240-66021-12		
FRACTION: OV	SAMP_DATE	6/14/2016			6/14/2016			6/14/2016			6/14/2016		
MEDIA: WATER	QC_TYPE	NM			NM			NM			NM		
	UNITS	UG/L			UG/L			UG/L			UG/L		
	PCT_SOLIDS	0.0			0.0			0.0			0.0		
	DUP_OF												
PARAMETER		RESULT	VQL	QLCD	RESULT	VQL	QLCD	RESULT	VQL	QLCD	RESULT	VQL	QLCD
TRICHLOROFLUOROMETHANE		0.49	U		0.49	U		0.49	U		0.49	U	
VINYL ACETATE		0.41	U		0.41	U		0.41	U		0.41	U	
VINYL CHLORIDE		0.29	U		0.29	U		0.29	U		0.29	U	

PROJ_NO: 07804	NSAMPLE	MSA-SW40A-061416			MSA-SW40B-061416			MSA-SW40C-061416			MSA-SW40D-061416		
SDG: 240-66021-1	LAB_ID	240-66021-13			240-66021-14			240-66021-15			240-66021-16		
FRACTION: OV	SAMP_DATE	6/14/2016			6/14/2016			6/14/2016			6/14/2016		
MEDIA: WATER	QC_TYPE	NM			NM			NM			NM		
	UNITS	UG/L			UG/L			UG/L			UG/L		
	PCT_SOLIDS	0.0			0.0			0.0			0.0		
	DUP_OF												
PARAMETER		RESULT	VQL	QLCD	RESULT	VQL	QLCD	RESULT	VQL	QLCD	RESULT	VQL	QLCD
TRICHLOROFLUOROMETHANE		0.49	U		0.49	U		0.49	U		0.49	U	
VINYL ACETATE		0.41	U		0.41	U		0.41	U		0.41	U	
VINYL CHLORIDE		1			1.1			0.29	U		0.29	U	

PROJ_NO: 07804	NSAMPLE	MSA-SW41A-061416			MSA-SW41B-061416			MSA-SW41C-061416			MSA-SW41D-061416		
SDG: 240-66021-1	LAB_ID	240-66021-17			240-66021-18			240-66021-19			240-66021-20		
FRACTION: OV	SAMP_DATE	6/14/2016			6/14/2016			6/14/2016			6/14/2016		
MEDIA: WATER	QC_TYPE	NM			NM			NM			NM		
	UNITS	UG/L			UG/L			UG/L			UG/L		
	PCT_SOLIDS	0.0			0.0			0.0			0.0		
	DUP_OF												
PARAMETER		RESULT	VQL	QLCD	RESULT	VQL	QLCD	RESULT	VQL	QLCD	RESULT	VQL	QLCD
TRICHLOROFLUOROMETHANE		0.49	U		0.49	U		0.49	U		0.49	U	
VINYL ACETATE		0.41	U		0.41	U		0.41	U		0.41	U	
VINYL CHLORIDE		2.6			0.81			0.32	J	P	0.29	U	

PROJ_NO: 07804	NSAMPLE	MSA-SW42A-061416			MSA-SW42B-061416			MSA-SW42C-061416			MSA-SW42D-061416		
SDG: 240-66021-1	LAB_ID	240-66021-21			240-66021-22			240-66021-23			240-66021-24		
FRACTION: OV	SAMP_DATE	6/14/2016			6/14/2016			6/14/2016			6/14/2016		
MEDIA: WATER	QC_TYPE	NM			NM			NM			NM		
	UNITS	UG/L			UG/L			UG/L			UG/L		
	PCT_SOLIDS	0.0			0.0			0.0			0.0		
	DUP_OF												
PARAMETER		RESULT	VQL	QLCD	RESULT	VQL	QLCD	RESULT	VQL	QLCD	RESULT	VQL	QLCD
TRICHLOROFLUOROMETHANE		0.49	U		0.49	U		0.49	U		0.49	U	
VINYL ACETATE		0.41	U		0.41	U		0.41	U		0.41	U	
VINYL CHLORIDE		1.4			0.47	J	P	0.29	U		0.29	U	

PROJ_NO: 07804	NSAMPLE	MSA-SW43A-061416			MSA-SW43B-061416			MSA-SW43C-061416			MSA-SW43D-061416		
SDG: 240-66021-1	LAB_ID	240-66021-25			240-66021-26			240-66021-27			240-66021-28		
FRACTION: OV	SAMP_DATE	6/14/2016			6/14/2016			6/14/2016			6/14/2016		
MEDIA: WATER	QC_TYPE	NM			NM			NM			NM		
	UNITS	UG/L			UG/L			UG/L			UG/L		
	PCT_SOLIDS	0.0			0.0			0.0			0.0		
	DUP_OF												
PARAMETER		RESULT	VQL	QLCD	RESULT	VQL	QLCD	RESULT	VQL	QLCD	RESULT	VQL	QLCD
TRICHLOROFLUOROMETHANE		0.49	U		0.49	U		0.49	U		0.49	U	
VINYL ACETATE		0.41	U		0.41	U		0.41	U		0.41	U	
VINYL CHLORIDE		3.9			2.6			0.29	U		0.29	U	

PROJ_NO: 07804	NSAMPLE	MSA-SW44A-061416			MSA-SW44B-061416			MSA-SW44C-061416			MSA-SW44D-061416		
SDG: 240-66021-1	LAB_ID	240-66021-29			240-66021-30			240-66021-31			240-66021-32		
FRACTION: OV	SAMP_DATE	6/14/2016			6/14/2016			6/14/2016			6/14/2016		
MEDIA: WATER	QC_TYPE	NM			NM			NM			NM		
	UNITS	UG/L			UG/L			UG/L			UG/L		
	PCT_SOLIDS	0.0			0.0			0.0			0.0		
	DUP_OF												
PARAMETER		RESULT	VQL	QLCD	RESULT	VQL	QLCD	RESULT	VQL	QLCD	RESULT	VQL	QLCD
TRICHLOROFLUOROMETHANE		0.49	U		0.49	U		0.49	U		0.49	U	
VINYL ACETATE		0.41	U		0.41	U		0.41	U		0.41	U	
VINYL CHLORIDE		1.3			0.29	U		0.29	U		0.29	U	

PROJ_NO: 07804	NSAMPLE	MSA-SW45A-061416			MSA-SW45B-061416			MSA-SW45C-061416			MSA-SW45D-061416		
SDG: 240-66021-1	LAB_ID	240-66021-33			240-66021-34			240-66021-35			240-66021-36		
FRACTION: OV	SAMP_DATE	6/14/2016			6/14/2016			6/14/2016			6/14/2016		
MEDIA: WATER	QC_TYPE	NM			NM			NM			NM		
	UNITS	UG/L			UG/L			UG/L			UG/L		
	PCT_SOLIDS	0.0			0.0			0.0			0.0		
	DUP_OF												
PARAMETER		RESULT	VQL	QLCD	RESULT	VQL	QLCD	RESULT	VQL	QLCD	RESULT	VQL	QLCD
TRICHLOROFLUOROMETHANE		0.49	U		0.49	U		0.49	U		0.49	U	
VINYL ACETATE		0.41	U		0.41	U		0.41	U		0.41	U	
VINYL CHLORIDE		1.4			0.29	U		0.29	U		0.29	U	

PROJ_NO: 07804	NSAMPLE	MSA-SW46A-061416			MSA-SW47A-061416			MSA-SW48A-061416			MSA-SW49A-061416		
SDG: 240-66021-1	LAB_ID	240-66021-42			240-66021-43			240-66021-44			240-66021-45		
FRACTION: OV	SAMP_DATE	6/14/2016			6/14/2016			6/14/2016			6/14/2016		
MEDIA: WATER	QC_TYPE	NM			NM			NM			NM		
	UNITS	UG/L			UG/L			UG/L			UG/L		
	PCT_SOLIDS	0.0			0.0			0.0			0.0		
	DUP_OF												
PARAMETER		RESULT	VQL	QLCD	RESULT	VQL	QLCD	RESULT	VQL	QLCD	RESULT	VQL	QLCD
TRICHLOROFLUOROMETHANE		0.49	U		0.49	U		0.49	U		0.49	U	
VINYL ACETATE		0.41	U		0.41	U		0.41	U		0.41	U	
VINYL CHLORIDE		0.9			1.3			1.6			2.6		

PROJ_NO: 07804	NSAMPLE	TB-061416		
SDG: 240-66021-1	LAB_ID	240-66021-41		
FRACTION: OV	SAMP_DATE	6/14/2016		
MEDIA: WATER	QC_TYPE	NM		
	UNITS	UG/L		
	PCT_SOLIDS	0.0		
	DUP_OF			
PARAMETER		RESULT	VQL	QLCD
TRICHLOROFLUOROMETHANE		0.49	U	
VINYL ACETATE		0.41	U	
VINYL CHLORIDE		0.29	U	

PROJ_NO: 07804	NSAMPLE	MSA-SW37A-061416			MSA-SW37B-061416			MSA-SW37C-061416			MSA-SW37D-061416		
SDG: 240-66021-1	LAB_ID	240-66021-1			240-66021-2			240-66021-3			240-66021-4		
FRACTION: MF	SAMP_DATE	6/14/2016			6/14/2016			6/14/2016			6/14/2016		
MEDIA: WATER	QC_TYPE	NM			NM			NM			NM		
	UNITS	UG/L			UG/L			UG/L			UG/L		
	PCT_SOLIDS	0.0			0.0			0.0			0.0		
	DUP_OF												
PARAMETER		RESULT	VQL	QLCD	RESULT	VQL	QLCD	RESULT	VQL	QLCD	RESULT	VQL	QLCD
ANTIMONY		0.38	J	P	0.45	J	P	0.22	J	P	0.19	J	P
ARSENIC		1.7	J	P	1.8	J	P	1.7	J	P	1.8	J	P
BARIUM		34			33			32			34		
BERYLLIUM		0.19	U	A	0.35	U	A	0.18	U	A	0.13	U	A
CADMIUM		0.36	U	A	0.42	U	A	0.25	U	A	0.24	U	A
CHROMIUM		0.6	U		0.6	U		0.6	U		0.6	U	
COBALT		0.37	U	A	0.39	U	A	0.2	U	A	0.18	U	A
COPPER		3.8			4.2			4.6			5.1		
LEAD		0.23	U	A	0.29	U	A	0.2	U	A	0.16	U	A
MERCURY		0.09	U		0.09	U		0.09	U		0.09	U	
MOLYBDENUM		1.6	J	P	1.7	J	P	1.6	J	P	1.6	J	P
NICKEL		2			1.9	J	P	1.7	J	P	1.6	J	P
SELENIUM		1.2	U	A	1.3	U	A	1.1	U	A	0.79	U	A
SILVER		0.02	U		0.024	U	A	0.02	U		0.02	U	
THALLIUM		0.15	U	A	0.18	U	A	0.074	U		0.074	U	
TUNGSTEN		0.59	J	P	0.64	J	P	0.5	U		0.5	U	
VANADIUM		0.64	J	P	0.6	J	P	0.5	J	P	0.52	J	P
ZINC		7.3	U		7.3	U		7.3	U		7.9	J	P

PROJ_NO: 07804	NSAMPLE	MSA-SW38A-061416			MSA-SW38B-061416			MSA-SW38C-061416			MSA-SW38D-061416		
SDG: 240-66021-1	LAB_ID	240-66021-5			240-66021-6			240-66021-7			240-66021-8		
FRACTION: MF	SAMP_DATE	6/14/2016			6/14/2016			6/14/2016			6/14/2016		
MEDIA: WATER	QC_TYPE	NM			NM			NM			NM		
	UNITS	UG/L			UG/L			UG/L			UG/L		
	PCT_SOLIDS	0.0			0.0			0.0			0.0		
	DUP_OF												
PARAMETER		RESULT	VQL	QLCD	RESULT	VQL	QLCD	RESULT	VQL	QLCD	RESULT	VQL	QLCD
ANTIMONY		0.16	J	P	0.16	U		0.16	J	P	0.16	U	
ARSENIC		1.8	J	P	2	J	P	1.7	J	P	1.6	J	P
BARIUM		33			30			35			33		
BERYLLIUM		0.087	U	A	0.065	U	A	0.054	U	A	0.057	U	A
CADMIUM		0.22	U	A	0.19	U	A	0.2	U	A	0.17	U	A
CHROMIUM		0.6	U		1.5	J	P	0.6	U		0.6	U	
COBALT		0.53	U	A	0.29	U	A	0.17	U	A	0.15	U	A
COPPER		4.2			3.1			4.6			4.4		
LEAD		0.3	U	A	0.15	U	A	0.13	U	A	0.12	U	A
MERCURY		0.09	U		0.09	U		0.09	U		0.09	U	
MOLYBDENUM		1.5	J	P	1.7	J	P	1.7	J	P	1.5	J	P
NICKEL		1.9	J	P	1.5	J	P	1.8	J	P	1.8	J	P
SELENIUM		1.1	U	A	1.2	U	A	0.83	U	A	0.84	U	A
SILVER		0.02	U		0.02	U		0.02	U		0.02	U	
THALLIUM		0.074	U		0.074	U		0.074	U		0.074	U	
TUNGSTEN		0.5	U		0.5	U		0.5	U		0.5	U	
VANADIUM		0.48	J	P	0.73	J	P	0.71	J	P	0.3	J	P
ZINC		7.3	U		7.3	U		7.3	U		7.3	U	

PROJ_NO: 07804	NSAMPLE	MSA-SW39A-061416			MSA-SW39B-061416			MSA-SW39C-061416			MSA-SW39D-061416		
SDG: 240-66021-1	LAB_ID	240-66021-9			240-66021-10			240-66021-11			240-66021-12		
FRACTION: MF	SAMP_DATE	6/14/2016			6/14/2016			6/14/2016			6/14/2016		
MEDIA: WATER	QC_TYPE	NM			NM			NM			NM		
	UNITS	UG/L			UG/L			UG/L			UG/L		
	PCT_SOLIDS	0.0			0.0			0.0			0.0		
	DUP_OF												
PARAMETER		RESULT	VQL	QLCD	RESULT	VQL	QLCD	RESULT	VQL	QLCD	RESULT	VQL	QLCD
ANTIMONY		0.16	J	P	0.16	U		0.16	U		0.16	U	
ARSENIC		1.9	J	P	1.8	J	P	1.7	J	P	1.8	J	P
BARIUM		37			34			30			35		
BERYLLIUM		0.053	U	A	0.053	U		0.053	U		0.053	U	
CADMIUM		0.1	U	A	0.085	U	A	0.093	U	A	0.13	U	A
CHROMIUM		0.6	U		0.6	U		0.6	U		0.6	U	
COBALT		0.29	U	A	0.24	U	A	0.2	U	A	0.36	U	A
COPPER		2.6			2.8			3.1			3.5		
LEAD		0.11	U	A	0.13	U	A	0.11	U		0.12	U	A
MERCURY		0.09	U		0.09	U		0.09	U		0.09	U	
MOLYBDENUM		1.6	J	P	1.7	J	P	1.6	J	P	1.7	J	P
NICKEL		2			2.1			1.8	J	P	2		
SELENIUM		1	U	A	1	U	A	0.97	U	A	1.1	U	A
SILVER		0.02	U		0.02	U		0.02	U		0.02	U	
THALLIUM		0.074	U		0.074	U		0.074	U		0.074	U	
TUNGSTEN		0.5	U		0.5	U		0.5	U		0.5	U	
VANADIUM		0.54	J	P	0.48	J	P	0.42	J	P	0.45	J	P
ZINC		7.3	U		7.3	U		7.3	U		7.3	U	

PROJ_NO: 07804	NSAMPLE	MSA-SW40A-061416			MSA-SW40B-061416			MSA-SW40C-061416			MSA-SW40D-061416		
SDG: 240-66021-1	LAB_ID	240-66021-13			240-66021-14			240-66021-15			240-66021-16		
FRACTION: MF	SAMP_DATE	6/14/2016			6/14/2016			6/14/2016			6/14/2016		
MEDIA: WATER	QC_TYPE	NM			NM			NM			NM		
	UNITS	UG/L			UG/L			UG/L			UG/L		
	PCT_SOLIDS	0.0			0.0			0.0			0.0		
	DUP_OF												
PARAMETER		RESULT	VQL	QLCD	RESULT	VQL	QLCD	RESULT	VQL	QLCD	RESULT	VQL	QLCD
ANTIMONY		0.18	J	P	0.17	J	P	0.16	U		0.16	U	
ARSENIC		1.7	J	P	1.7	J	P	1.8	J	P	1.8	J	P
BARIUM		35			35			33			34		
BERYLLIUM		0.053	U		0.053	U		0.053	U		0.053	U	
CADMIUM		0.16	U	A	0.15	U	A	0.17	U	A	0.15	U	A
CHROMIUM		0.6	U		0.6	U		0.6	U		0.6	U	
COBALT		0.26	U	A	0.21	U	A	0.15	U	A	0.16	U	A
COPPER		3.4			4.8			5.6			5.8		
LEAD		0.12	U	A	0.12	U	A	0.11	U	A	0.17	U	A
MERCURY		0.09	U		0.09	U		0.09	U		0.09	U	
MOLYBDENUM		1.8	J	P	1.7	J	P	1.6	J	P	1.5	J	P
NICKEL		1.7	J	P	2			1.8	J	P	1.8	J	P
SELENIUM		1	U	A	0.94	U	A	0.78	U	A	0.74	U	A
SILVER		0.02	U		0.02	U		0.02	U		0.02	U	
THALLIUM		0.074	U		0.074	U		0.074	U		0.074	U	
TUNGSTEN		0.5	U		0.5	U		0.5	U		0.5	U	
VANADIUM		0.36	J	P	0.6	J	P	0.43	J	P	0.53	J	P
ZINC		7.3	U		7.3	U		7.4	J	P	11	J	P

PROJ_NO: 07804	NSAMPLE	MSA-SW41A-061416			MSA-SW41B-061416			MSA-SW41C-061416			MSA-SW41D-061416		
SDG: 240-66021-1	LAB_ID	240-66021-17			240-66021-18			240-66021-19			240-66021-20		
FRACTION: MF	SAMP_DATE	6/14/2016			6/14/2016			6/14/2016			6/14/2016		
MEDIA: WATER	QC_TYPE	NM			NM			NM			NM		
	UNITS	UG/L			UG/L			UG/L			UG/L		
	PCT_SOLIDS	0.0			0.0			0.0			0.0		
	DUP_OF												
PARAMETER		RESULT	VQL	QLCD	RESULT	VQL	QLCD	RESULT	VQL	QLCD	RESULT	VQL	QLCD
ANTIMONY		0.16	U		0.16	J	P	0.16	U		0.16	U	
ARSENIC		2	J	P	1.9	J	P	1.6	J	P	1.7	J	P
BARIUM		35			35			34			34		
BERYLLIUM		0.053	U		0.053	U		0.053	U		0.053	U	
CADMIUM		0.16	U	A	0.17	U	A	0.18	U	A	0.14	U	A
CHROMIUM		0.6	U		0.6	U		0.6	U		0.6	U	
COBALT		0.45	U	A	0.27	U	A	0.2	U	A	0.13	U	A
COPPER		3.5			4.1			4.9			5.3		
LEAD		0.19	U	A	0.15	U	A	0.24	U	A	0.11	U	A
MERCURY		0.09	U		0.09	U		0.09	U		0.09	U	
MOLYBDENUM		1.8	J	P	1.7	J	P	1.6	J	P	1.5	J	P
NICKEL		1.9	J	P	1.8	J	P	2			1.9	J	P
SELENIUM		1.5	U	A	0.93	U	A	0.63	U	A	0.95	U	A
SILVER		0.02	U		0.02	U		0.02	U		0.02	U	
THALLIUM		0.074	U		0.074	U		0.074	U		0.074	U	
TUNGSTEN		0.5	U		0.5	U		0.5	U		0.5	U	
VANADIUM		0.59	J	P	0.66	J	P	0.55	J	P	0.47	J	P
ZINC		7.3	U		7.3	U		7.3	U		7.3	U	

PROJ_NO: 07804	NSAMPLE	MSA-SW42A-061416			MSA-SW42B-061416			MSA-SW42C-061416			MSA-SW42D-061416		
SDG: 240-66021-1	LAB_ID	240-66021-21			240-66021-22			240-66021-23			240-66021-24		
FRACTION: MF	SAMP_DATE	6/14/2016			6/14/2016			6/14/2016			6/14/2016		
MEDIA: WATER	QC_TYPE	NM			NM			NM			NM		
	UNITS	UG/L			UG/L			UG/L			UG/L		
	PCT_SOLIDS	0.0			0.0			0.0			0.0		
	DUP_OF												
PARAMETER		RESULT	VQL	QLCD	RESULT	VQL	QLCD	RESULT	VQL	QLCD	RESULT	VQL	QLCD
ANTIMONY		0.16	U		0.41	J	P	0.19	J	P	0.2	J	P
ARSENIC		1.2	J	P	1.7	J	P	1.7	J	P	1.7	J	P
BARIUM		33			31			32			33		
BERYLLIUM		0.053	U		0.39	U	A	0.14	U	A	0.076	U	A
CADMIUM		0.11	J	P	0.42	U	A	0.21	U	A	0.2	U	A
CHROMIUM		0.6	U		0.6	U		0.6	U		0.6	U	
COBALT		0.27	J	P	0.37	U	A	0.19	U	A	0.18	U	A
COPPER		2.9			4.4			5.9			6.2		
LEAD		0.11	U		0.27	U	A	0.13	U	A	0.13	U	A
MERCURY		0.09	U		0.09	U		0.09	U		0.09	U	
MOLYBDENUM		1.5	J	P	1.7	J	P	1.5	J	P	1.6	J	P
NICKEL		1.8	J	P	1.7	J	P	1.8	J	P	1.7	J	P
SELENIUM		0.33	U	A	1.1	U	A	0.69	U	A	0.58	U	A
SILVER		0.02	U		0.02	U		0.02	U		0.02	U	
THALLIUM		0.074	U		0.2	U	A	0.074	U		0.074	U	
TUNGSTEN		0.5	U		0.62	J	P	0.5	U		0.5	U	
VANADIUM		0.51	J	P	0.38	J	P	0.64	J	P	0.66	J	P
ZINC		7.3	U		7.3	U		8.4	J	P	8.8	J	P

PROJ_NO: 07804	NSAMPLE	MSA-SW43A-061416			MSA-SW43B-061416			MSA-SW43C-061416			MSA-SW43D-061416		
SDG: 240-66021-1	LAB_ID	240-66021-25			240-66021-26			240-66021-27			240-66021-28		
FRACTION: MF	SAMP_DATE	6/14/2016			6/14/2016			6/14/2016			6/14/2016		
MEDIA: WATER	QC_TYPE	NM			NM			NM			NM		
	UNITS	UG/L			UG/L			UG/L			UG/L		
	PCT_SOLIDS	0.0			0.0			0.0			0.0		
	DUP_OF												
PARAMETER		RESULT	VQL	QLCD	RESULT	VQL	QLCD	RESULT	VQL	QLCD	RESULT	VQL	QLCD
ANTIMONY		0.17	J	P	0.16	U		0.16	J	P	0.16	U	
ARSENIC		1.7	J	P	1.7	J	P	1.7	J	P	1.6	J	P
BARIUM		34			34			34			33		
BERYLLIUM		0.086	U	A	0.062	U	A	0.053	U		0.053	U	
CADMIUM		0.2	U	A	0.2	U	A	0.19	U	A	0.16	U	A
CHROMIUM		0.6	U		0.6	U		0.6	U		0.6	U	
COBALT		0.53	U	A	0.58	U	A	0.19	U	A	0.17	U	A
COPPER		4.2			4.1			4.6			4.6		
LEAD		0.21	U	A	0.11	U	A	0.15	U	A	0.16	U	A
MERCURY		0.09	U		0.09	U		0.09	U		0.09	U	
MOLYBDENUM		1.7	J	P	1.7	J	P	1.6	J	P	1.5	J	P
NICKEL		1.9	J	P	1.9	J	P	1.9	J	P	1.8	J	P
SELENIUM		0.7	U	A	0.94	U	A	0.83	U	A	0.66	U	A
SILVER		0.02	U		0.02	U		0.02	U		0.02	U	
THALLIUM		0.074	U		0.074	U		0.074	U		0.074	U	
TUNGSTEN		0.5	U		0.5	U		0.5	U		0.5	U	
VANADIUM		0.42	J	P	0.43	J	P	0.41	J	P	0.6	J	P
ZINC		7.3	U		7.3	U		7.3	U		7.3	U	

PROJ_NO: 07804	NSAMPLE	MSA-SW44A-061416			MSA-SW44B-061416			MSA-SW44C-061416			MSA-SW44D-061416		
SDG: 240-66021-1	LAB_ID	240-66021-29			240-66021-30			240-66021-31			240-66021-32		
FRACTION: MF	SAMP_DATE	6/14/2016			6/14/2016			6/14/2016			6/14/2016		
MEDIA: WATER	QC_TYPE	NM			NM			NM			NM		
	UNITS	UG/L			UG/L			UG/L			UG/L		
	PCT_SOLIDS	0.0			0.0			0.0			0.0		
	DUP_OF												
PARAMETER		RESULT	VQL	QLCD	RESULT	VQL	QLCD	RESULT	VQL	QLCD	RESULT	VQL	QLCD
ANTIMONY		0.16	U		0.16	U		0.16	U		0.16	U	
ARSENIC		1.6	J	P	1.7	J	P	1.7	J	P	1.7	J	P
BARIUM		34			33			34			32		
BERYLLIUM		0.053	U		0.053	U		0.053	U		0.053	U	
CADMIUM		0.18	U	A	0.19	U	A	0.18	U	A	0.17	U	A
CHROMIUM		0.6	U		0.6	U		0.6	U		0.6	U	
COBALT		0.34	U	A	0.18	U	A	0.16	U	A	0.15	U	A
COPPER		4			5			4.4			3.8		
LEAD		0.15	U	A	0.12	U	A	0.11	U	A	0.11	U	
MERCURY		0.09	U		0.09	U		0.09	U		0.09	U	
MOLYBDENUM		1.6	J	P	1.6	J	P	1.6	J	P	1.6	J	P
NICKEL		2.1			1.8	J	P	1.8	J	P	1.9	J	P
SELENIUM		0.69	U	A	0.64	U	A	0.44	U	A	0.63	U	A
SILVER		0.02	U		0.02	U		0.02	U		0.02	U	
THALLIUM		0.074	U		0.074	U		0.074	U		0.074	U	
TUNGSTEN		0.5	U		0.5	U		0.5	U		0.5	U	
VANADIUM		0.5	J	P	0.58	J	P	0.45	J	P	0.52	J	P
ZINC		7.3	U		7.3	U		7.3	U		7.3	U	

PROJ_NO: 07804	NSAMPLE	MSA-SW45A-061416			MSA-SW45B-061416			MSA-SW45C-061416			MSA-SW45D-061416		
SDG: 240-66021-1	LAB_ID	240-66021-33			240-66021-34			240-66021-35			240-66021-36		
FRACTION: MF	SAMP_DATE	6/14/2016			6/14/2016			6/14/2016			6/14/2016		
MEDIA: WATER	QC_TYPE	NM			NM			NM			NM		
	UNITS	UG/L			UG/L			UG/L			UG/L		
	PCT_SOLIDS	0.0			0.0			0.0			0.0		
	DUP_OF												
PARAMETER		RESULT	VQL	QLCD	RESULT	VQL	QLCD	RESULT	VQL	QLCD	RESULT	VQL	QLCD
ANTIMONY		0.16	J	P	0.16	U		0.16	U		0.16	U	
ARSENIC		1.7	J	P	1.8	J	P	1.8	J	P	1.7	J	P
BARIUM		35			33			34			33		
BERYLLIUM		0.053	U		0.053	U		0.053	U		0.053	U	
CADMIUM		0.16	U	A	0.16	U	A	0.13	U	A	0.15	U	A
CHROMIUM		0.6	U		0.6	U		0.6	U		0.6	U	
COBALT		0.51	U	A	0.3	U	A	0.17	U	A	0.15	U	A
COPPER		3.6			4.4			4.1			4.2		
LEAD		0.19	U	A	0.35	U	A	0.11	U	A	0.11	U	
MERCURY		0.09	U		0.09	U		0.09	U		0.09	U	
MOLYBDENUM		1.7	J	P	1.5	J	P	1.6	J	P	1.6	J	P
NICKEL		2.3			2.2			1.8	J	P	1.8	J	P
SELENIUM		0.64	U	A	0.95	U	A	0.84	U	A	0.59	U	A
SILVER		0.02	U		0.02	U		0.02	U		0.02	U	
THALLIUM		0.074	U		0.074	U		0.074	U		0.074	U	
TUNGSTEN		0.5	U		0.5	U		0.5	U		0.5	U	
VANADIUM		0.58	J	P	0.71	J	P	0.61	J	P	0.44	J	P
ZINC		7.3	U		7.3	U		7.3	U		7.3	U	

PROJ_NO: 07804	NSAMPLE	MSA-SW37A-061416			MSA-SW37B-061416			MSA-SW37C-061416			MSA-SW37D-061416		
SDG: 240-66021-1	LAB_ID	240-66021-1			240-66021-2			240-66021-3			240-66021-4		
FRACTION: MISC	SAMP_DATE	6/14/2016			6/14/2016			6/14/2016			6/14/2016		
MEDIA: WATER	QC_TYPE	NM			NM			NM			NM		
	UNITS	MG/L			MG/L			MG/L			MG/L		
	PCT_SOLIDS	0.0			0.0			0.0			0.0		
	DUP_OF												
PARAMETER		RESULT	VQL	QLCD	RESULT	VQL	QLCD	RESULT	VQL	QLCD	RESULT	VQL	QLCD
CALCIUM HARDNESS AS CACO3		120			120			120			120		
HARDNESS AS CACO3		590			590			580			590		
MAGNESIUM HARDNESS AS CACO3		470			470			460			470		

PROJ_NO: 07804	NSAMPLE	MSA-SW38A-061416			MSA-SW38B-061416			MSA-SW38C-061416			MSA-SW38D-061416		
SDG: 240-66021-1	LAB_ID	240-66021-5			240-66021-6			240-66021-7			240-66021-8		
FRACTION: MISC	SAMP_DATE	6/14/2016			6/14/2016			6/14/2016			6/14/2016		
MEDIA: WATER	QC_TYPE	NM			NM			NM			NM		
	UNITS	MG/L			MG/L			MG/L			MG/L		
	PCT_SOLIDS	0.0			0.0			0.0			0.0		
	DUP_OF												
PARAMETER		RESULT	VQL	QLCD	RESULT	VQL	QLCD	RESULT	VQL	QLCD	RESULT	VQL	QLCD
CALCIUM HARDNESS AS CACO3		120			120			120			120		
HARDNESS AS CACO3		590			600			610			580		
MAGNESIUM HARDNESS AS CACO3		480			480			490			460		

PROJ_NO: 07804	NSAMPLE	MSA-SW39A-061416			MSA-SW39B-061416			MSA-SW39C-061416			MSA-SW39D-061416		
SDG: 240-66021-1	LAB_ID	240-66021-9			240-66021-10			240-66021-11			240-66021-12		
FRACTION: MISC	SAMP_DATE	6/14/2016			6/14/2016			6/14/2016			6/14/2016		
MEDIA: WATER	QC_TYPE	NM			NM			NM			NM		
	UNITS	MG/L			MG/L			MG/L			MG/L		
	PCT_SOLIDS	0.0			0.0			0.0			0.0		
	DUP_OF												
PARAMETER		RESULT	VQL	QLCD	RESULT	VQL	QLCD	RESULT	VQL	QLCD	RESULT	VQL	QLCD
CALCIUM HARDNESS AS CACO3		130			130			120			120		
HARDNESS AS CACO3		640			640			590			630		
MAGNESIUM HARDNESS AS CACO3		520			510			480			510		

PROJ_NO: 07804	NSAMPLE	MSA-SW40A-061416			MSA-SW40B-061416			MSA-SW40C-061416			MSA-SW40D-061416		
SDG: 240-66021-1	LAB_ID	240-66021-13			240-66021-14			240-66021-15			240-66021-16		
FRACTION: MISC	SAMP_DATE	6/14/2016			6/14/2016			6/14/2016			6/14/2016		
MEDIA: WATER	QC_TYPE	NM			NM			NM			NM		
	UNITS	MG/L			MG/L			MG/L			MG/L		
	PCT_SOLIDS	0.0			0.0			0.0			0.0		
	DUP_OF												
PARAMETER		RESULT	VQL	QLCD	RESULT	VQL	QLCD	RESULT	VQL	QLCD	RESULT	VQL	QLCD
CALCIUM HARDNESS AS CACO3		130			120			120			120		
HARDNESS AS CACO3		640			620			610			610		
MAGNESIUM HARDNESS AS CACO3		510			500			490			490		

PROJ_NO: 07804	NSAMPLE	MSA-SW41A-061416			MSA-SW41B-061416			MSA-SW41C-061416			MSA-SW41D-061416		
SDG: 240-66021-1	LAB_ID	240-66021-17			240-66021-18			240-66021-19			240-66021-20		
FRACTION: MISC	SAMP_DATE	6/14/2016			6/14/2016			6/14/2016			6/14/2016		
MEDIA: WATER	QC_TYPE	NM			NM			NM			NM		
	UNITS	MG/L			MG/L			MG/L			MG/L		
	PCT_SOLIDS	0.0			0.0			0.0			0.0		
	DUP_OF												
PARAMETER		RESULT	VQL	QLCD	RESULT	VQL	QLCD	RESULT	VQL	QLCD	RESULT	VQL	QLCD
CALCIUM HARDNESS AS CACO3		130			130			120			120		
HARDNESS AS CACO3		640			640			600			610		
MAGNESIUM HARDNESS AS CACO3		510			510			480			490		

PROJ_NO: 07804	NSAMPLE	MSA-SW42A-061416			MSA-SW42B-061416			MSA-SW42C-061416			MSA-SW42D-061416		
SDG: 240-66021-1	LAB_ID	240-66021-21			240-66021-22			240-66021-23			240-66021-24		
FRACTION: MISC	SAMP_DATE	6/14/2016			6/14/2016			6/14/2016			6/14/2016		
MEDIA: WATER	QC_TYPE	NM			NM			NM			NM		
	UNITS	MG/L			MG/L			MG/L			MG/L		
	PCT_SOLIDS	0.0			0.0			0.0			0.0		
	DUP_OF												
PARAMETER		RESULT	VQL	QLCD	RESULT	VQL	QLCD	RESULT	VQL	QLCD	RESULT	VQL	QLCD
CALCIUM HARDNESS AS CACO3		120			120			120			120		
HARDNESS AS CACO3		590			580			610			610		
MAGNESIUM HARDNESS AS CACO3		470			470			490			490		

PROJ_NO: 07804	NSAMPLE	MSA-SW43A-061416			MSA-SW43B-061416			MSA-SW43C-061416			MSA-SW43D-061416		
SDG: 240-66021-1	LAB_ID	240-66021-25			240-66021-26			240-66021-27			240-66021-28		
FRACTION: MISC	SAMP_DATE	6/14/2016			6/14/2016			6/14/2016			6/14/2016		
MEDIA: WATER	QC_TYPE	NM			NM			NM			NM		
	UNITS	MG/L			MG/L			MG/L			MG/L		
	PCT_SOLIDS	0.0			0.0			0.0			0.0		
	DUP_OF												
PARAMETER		RESULT	VQL	QLCD	RESULT	VQL	QLCD	RESULT	VQL	QLCD	RESULT	VQL	QLCD
CALCIUM HARDNESS AS CACO3		120			120			120			120		
HARDNESS AS CACO3		610			610			620			590		
MAGNESIUM HARDNESS AS CACO3		490			490			500			470		

PROJ_NO: 07804	NSAMPLE	MSA-SW44A-061416			MSA-SW44B-061416			MSA-SW44C-061416			MSA-SW44D-061416		
SDG: 240-66021-1	LAB_ID	240-66021-29			240-66021-30			240-66021-31			240-66021-32		
FRACTION: MISC	SAMP_DATE	6/14/2016			6/14/2016			6/14/2016			6/14/2016		
MEDIA: WATER	QC_TYPE	NM			NM			NM			NM		
	UNITS	MG/L			MG/L			MG/L			MG/L		
	PCT_SOLIDS	0.0			0.0			0.0			0.0		
	DUP_OF												
PARAMETER		RESULT	VQL	QLCD	RESULT	VQL	QLCD	RESULT	VQL	QLCD	RESULT	VQL	QLCD
CALCIUM HARDNESS AS CACO3		120			120			120			120		
HARDNESS AS CACO3		630			640			630			610		
MAGNESIUM HARDNESS AS CACO3		500			510			510			490		

PROJ_NO: 07804	NSAMPLE	MSA-SW45A-061416			MSA-SW45B-061416			MSA-SW45C-061416			MSA-SW45D-061416		
SDG: 240-66021-1	LAB_ID	240-66021-33			240-66021-34			240-66021-35			240-66021-36		
FRACTION: MISC	SAMP_DATE	6/14/2016			6/14/2016			6/14/2016			6/14/2016		
MEDIA: WATER	QC_TYPE	NM			NM			NM			NM		
	UNITS	MG/L			MG/L			MG/L			MG/L		
	PCT_SOLIDS	0.0			0.0			0.0			0.0		
	DUP_OF												
PARAMETER		RESULT	VQL	QLCD	RESULT	VQL	QLCD	RESULT	VQL	QLCD	RESULT	VQL	QLCD
CALCIUM HARDNESS AS CACO3		130			120			120			120		
HARDNESS AS CACO3		640			620			630			620		
MAGNESIUM HARDNESS AS CACO3		510			500			510			500		

Appendix B

Results as Reported by the Laboratory

FORM I
GC/MS VOA ORGANICS ANALYSIS DATA SHEET

Lab Name: TestAmerica Canton | Job No.: 240-66021-1

SDG No.:

Client Sample ID: MSA-SW37A-061416 | Lab Sample ID: 240-66021-1

Matrix: Water | Lab File ID: UXM6007.D

Analysis Method: 8260C | Date Collected: 06/14/2016 12:53

Sample wt/vol: 5(mL) | Date Analyzed: 06/16/2016 23:53

Soil Aliquot Vol: | Dilution Factor: 1

Soil Extract Vol.: | GC Column: DB-624 ID: 0.18(mm)

% Moisture: | Level: (low/med) Low

Analysis Batch No.: 234854 | Units: ug/L

CAS NO.	COMPOUND NAME	RESULT	Q	RL	MDL
630-20-6	1,1,1,2-Tetrachloroethane	1.0	U	1.0	0.28
71-55-6	1,1,1-Trichloroethane	1.0	U	1.0	0.44
79-34-5	1,1,2,2-Tetrachloroethane	1.0	U	1.0	0.22
76-13-1	1,1,2-Trichloro-1,2,2-trichfluoroeth ane	1.0	U	1.0	0.45
75-34-3	1,1-Dichloroethane	1.0	U	1.0	0.30
75-35-4	1,1-Dichloroethene	1.0	U	1.0	0.45
563-58-6	1,1-Dichloropropene	1.0	U	1.0	0.42
87-61-6	1,2,3-Trichlorobenzene	1.0	U	1.0	0.37
96-18-4	1,2,3-Trichloropropane	1.0	U	1.0	0.44
526-73-8	1,2,3-Trimethylbenzene	5.0	U	5.0	0.47
120-82-1	1,2,4-Trichlorobenzene	1.0	U	1.0	0.32
95-63-6	1,2,4-Trimethylbenzene	1.0	U	1.0	0.41
96-12-8	1,2-Dibromo-3-Chloropropane	5.0	U	5.0	0.82
95-50-1	1,2-Dichlorobenzene	1.0	U	1.0	0.25
107-06-2	1,2-Dichloroethane	1.0	U	1.0	0.23
78-87-5	1,2-Dichloropropane	1.0	U	1.0	0.25
541-73-1	1,3-Dichlorobenzene	1.0	U	1.0	0.19
142-28-9	1,3-Dichloropropane	1.0	U	1.0	0.19
106-46-7	1,4-Dichlorobenzene	1.0	U	1.0	0.27
594-20-7	2,2-Dichloropropane	1.0	U	1.0	0.26
110-75-8	2-Chloroethyl vinyl ether	10	U	10	0.59
95-49-8	2-Chlorotoluene	1.0	U	1.0	0.40
591-78-6	2-Hexanone	5.0	U	5.0	0.48
108-86-1	Bromobenzene	1.0	U	1.0	0.35
74-97-5	Bromochloromethane	1.0	U	1.0	0.50
106-43-4	4-Chlorotoluene	1.0	U	1.0	0.29
99-87-6	p-Isopropyltoluene	1.0	U	1.0	0.43
67-64-1	Acetone	5.0	U	5.0	0.94
71-43-2	Benzene	1.0	U	1.0	0.35
75-25-2	Bromoform	1.0	U	1.0	0.56
74-83-9	Bromomethane	1.0	U	1.0	0.44
75-15-0	Carbon disulfide	1.0	U	1.0	0.38
56-23-5	Carbon tetrachloride	1.0	U	1.0	0.43
108-90-7	Chlorobenzene	1.0	U	1.0	0.25
75-00-3	Chloroethane	1.0	U	1.0	0.32

FORM I
GC/MS VOA ORGANICS ANALYSIS DATA SHEET

Lab Name: TestAmerica Canton | Job No.: 240-66021-1

SDG No.:

Client Sample ID: MSA-SW37A-061416 | Lab Sample ID: 240-66021-1

Matrix: Water | Lab File ID: UXM6007.D

Analysis Method: 8260C | Date Collected: 06/14/2016 12:53

Sample wt/vol: 5(mL) | Date Analyzed: 06/16/2016 23:53

Soil Aliquot Vol: | Dilution Factor: 1

Soil Extract Vol.: | GC Column: DB-624 ID: 0.18(mm)

% Moisture: | Level: (low/med) Low

Analysis Batch No.: 234854 | Units: ug/L

CAS NO.	COMPOUND NAME	RESULT	Q	RL	MDL
67-66-3	Chloroform	1.0	U	1.0	0.25
74-87-3	Chloromethane	1.0	U	1.0	0.44
156-59-2	cis-1,2-Dichloroethene	1.0	U	1.0	0.26
10061-01-5	cis-1,3-Dichloropropene	1.0	U	1.0	0.46
87-68-3	Hexachlorobutadiene	1.0	U	1.0	0.35
74-95-3	Dibromomethane	1.0	U	1.0	0.42
75-27-4	Bromodichloromethane	1.0	U	1.0	0.29
75-71-8	Dichlorodifluoromethane	1.0	U	1.0	0.32
100-41-4	Ethylbenzene	1.0	U	1.0	0.25
106-93-4	1,2-Dibromoethane	1.0	U	1.0	0.32
108-20-3	Diisopropyl ether	5.0	U	5.0	0.50
91-20-3	Naphthalene	1.0	U	1.0	0.45
179601-23-1	m-Xylene & p-Xylene	2.0	U	2.0	0.24
104-51-8	n-Butylbenzene	1.0	U	1.0	0.31
98-82-8	Isopropylbenzene	1.0	U	1.0	0.35
103-65-1	n-Propylbenzene	1.0	U	1.0	0.40
78-93-3	2-Butanone	5.0	U	5.0	0.53
108-10-1	4-Methyl-2-pentanone	5.0	U	5.0	0.99
135-98-8	sec-Butylbenzene	1.0	U	1.0	0.48
1634-04-4	Methyl tert-butyl ether	1.0	U	1.0	0.20
994-05-8	Tert-amyl-methyl ether (TAME)	5.0	U	5.0	0.30
75-09-2	Methylene Chloride	1.0	U	1.0	0.33
95-47-6	o-Xylene	1.0	U	1.0	0.25
100-42-5	Styrene	1.0	U	1.0	0.45
637-92-3	Ethyl-t-butyl ether (ETBE)	5.0	U	5.0	0.23
98-06-6	tert-Butylbenzene	1.0	U	1.0	0.41
127-18-4	Tetrachloroethene	1.0	U	1.0	0.31
108-88-3	Toluene	1.0	U	1.0	0.23
156-60-5	trans-1,2-Dichloroethene	1.0	U	1.0	0.30
10061-02-6	trans-1,3-Dichloropropene	1.0	U	1.0	0.56
79-01-6	Trichloroethene	0.22	J	1.0	0.22
75-69-4	Trichlorofluoromethane	1.0	U	1.0	0.49
108-05-4	Vinyl acetate	2.0	U	2.0	0.41
75-01-4	Vinyl chloride	0.50	U	0.50	0.29
75-65-0	tert-Butyl alcohol	20	U	20	4.9
1330-20-7	Xylenes, Total	2.0	U	2.0	0.52

FORM I
GC/MS VOA ORGANICS ANALYSIS DATA SHEET

Lab Name: TestAmerica Canton | Job No.: 240-66021-1

SDG No.:

Client Sample ID: MSA-SW37A-061416 | Lab Sample ID: 240-66021-1

Matrix: Water | Lab File ID: UXM6007.D

Analysis Method: 8260C | Date Collected: 06/14/2016 12:53

Sample wt/vol: 5(mL) | Date Analyzed: 06/16/2016 23:53

Soil Aliquot Vol: | Dilution Factor: 1

Soil Extract Vol.: | GC Column: DB-624 ID: 0.18(mm)

% Moisture: | Level: (low/med) Low

Analysis Batch No.: 234854 | Units: ug/L

CAS NO.	COMPOUND NAME	RESULT	Q	RL	MDL
124-48-1	Dibromochloromethane	1.0	U	1.0	0.43

CAS NO.	SURROGATE	%REC	Q	LIMITS
17060-07-0	1,2-Dichloroethane-d4 (Surr)	95		78-125
460-00-4	4-Bromofluorobenzene (Surr)	96		61-120
2037-26-5	Toluene-d8 (Surr)	104		80-120
1868-53-7	Dibromofluoromethane (Surr)	94		79-120

FORM I
GC/MS VOA ORGANICS ANALYSIS DATA SHEET
TENTATIVELY IDENTIFIED COMPOUNDS

Lab Name: TestAmerica Canton Job No.: 240-66021-1

SDG No.:

Client Sample ID: MSA-SW37A-061416 Lab Sample ID: 240-66021-1

Matrix: Water Lab File ID: UXM6007.D

Analysis Method: 8260C Date Collected: 06/14/2016 12:53

Sample wt/vol: 5(mL) Date Analyzed: 06/16/2016 23:53

Soil Aliquot Vol: Dilution Factor: 1

Soil Extract Vol.: GC Column: DB-624 ID: 0.18(mm)

% Moisture: Level: (low/med) Low

Analysis Batch No.: 234854 Units: ug/L

Number TICs Found: 0 TIC Result Total: 0

CAS NO.	COMPOUND NAME	RT	RESULT	Q
	Tentatively Identified Compound		None	

FORM I
GC/MS VOA ORGANICS ANALYSIS DATA SHEET
TARGETED TENATIVELY IDENTIFIED COMPOUNDS

Lab Name: TestAmerica Canton | Job No.: 240-66021-1

SDG No.:

Client Sample ID: MSA-SW37A-061416 | Lab Sample ID: 240-66021-1

Matrix: Water | Lab File ID: UXM6007.D

Analysis Method: 8260C | Date Collected: 06/14/2016 12:53

Sample wt/vol: 5(mL) | Date Analyzed: 06/16/2016 23:53

Soil Aliquot Vol: | Dilution Factor: 1

Soil Extract Vol.: | GC Column: DB-624 ID: 0.18(mm)

% Moisture: | Level: (low/med) Low

Analysis Batch No.: 234854 | Units: ug/L

CAS NO.	COMPOUND NAME	RT	RESULT	Q
75-45-6	Chlorodifluoromethane TIC		1.0	U

FORM I
GC/MS VOA ORGANICS ANALYSIS DATA SHEET

Lab Name: TestAmerica Canton | Job No.: 240-66021-1

SDG No.:

Client Sample ID: MSA-SW37B-061416 | Lab Sample ID: 240-66021-2

Matrix: Water | Lab File ID: UXM6008.D

Analysis Method: 8260C | Date Collected: 06/14/2016 13:00

Sample wt/vol: 5(mL) | Date Analyzed: 06/17/2016 00:15

Soil Aliquot Vol: | Dilution Factor: 1

Soil Extract Vol.: | GC Column: DB-624 ID: 0.18(mm)

% Moisture: | Level: (low/med) Low

Analysis Batch No.: 234854 | Units: ug/L

CAS NO.	COMPOUND NAME	RESULT	Q	RL	MDL
630-20-6	1,1,1,2-Tetrachloroethane	1.0	U	1.0	0.28
71-55-6	1,1,1-Trichloroethane	1.0	U	1.0	0.44
79-34-5	1,1,2,2-Tetrachloroethane	1.0	U	1.0	0.22
76-13-1	1,1,2-Trichloro-1,2,2-trichfluoroeth ane	1.0	U	1.0	0.45
75-34-3	1,1-Dichloroethane	1.0	U	1.0	0.30
75-35-4	1,1-Dichloroethene	1.0	U	1.0	0.45
563-58-6	1,1-Dichloropropene	1.0	U	1.0	0.42
87-61-6	1,2,3-Trichlorobenzene	1.0	U	1.0	0.37
96-18-4	1,2,3-Trichloropropane	1.0	U	1.0	0.44
526-73-8	1,2,3-Trimethylbenzene	5.0	U	5.0	0.47
120-82-1	1,2,4-Trichlorobenzene	1.0	U	1.0	0.32
95-63-6	1,2,4-Trimethylbenzene	1.0	U	1.0	0.41
96-12-8	1,2-Dibromo-3-Chloropropane	5.0	U	5.0	0.82
95-50-1	1,2-Dichlorobenzene	1.0	U	1.0	0.25
107-06-2	1,2-Dichloroethane	1.0	U	1.0	0.23
78-87-5	1,2-Dichloropropane	1.0	U	1.0	0.25
541-73-1	1,3-Dichlorobenzene	1.0	U	1.0	0.19
142-28-9	1,3-Dichloropropane	1.0	U	1.0	0.19
106-46-7	1,4-Dichlorobenzene	1.0	U	1.0	0.27
594-20-7	2,2-Dichloropropane	1.0	U	1.0	0.26
110-75-8	2-Chloroethyl vinyl ether	10	U	10	0.59
95-49-8	2-Chlorotoluene	1.0	U	1.0	0.40
591-78-6	2-Hexanone	5.0	U	5.0	0.48
108-86-1	Bromobenzene	1.0	U	1.0	0.35
74-97-5	Bromochloromethane	1.0	U	1.0	0.50
106-43-4	4-Chlorotoluene	1.0	U	1.0	0.29
99-87-6	p-Isopropyltoluene	1.0	U	1.0	0.43
67-64-1	Acetone	5.0	U	5.0	0.94
71-43-2	Benzene	1.0	U	1.0	0.35
75-25-2	Bromoform	1.0	U	1.0	0.56
74-83-9	Bromomethane	1.0	U	1.0	0.44
75-15-0	Carbon disulfide	1.0	U	1.0	0.38
56-23-5	Carbon tetrachloride	1.0	U	1.0	0.43
108-90-7	Chlorobenzene	1.0	U	1.0	0.25
75-00-3	Chloroethane	1.0	U	1.0	0.32

FORM I
GC/MS VOA ORGANICS ANALYSIS DATA SHEET

Lab Name: TestAmerica Canton | Job No.: 240-66021-1

SDG No.:

Client Sample ID: MSA-SW37B-061416 | Lab Sample ID: 240-66021-2

Matrix: Water | Lab File ID: UXM6008.D

Analysis Method: 8260C | Date Collected: 06/14/2016 13:00

Sample wt/vol: 5(mL) | Date Analyzed: 06/17/2016 00:15

Soil Aliquot Vol: | Dilution Factor: 1

Soil Extract Vol.: | GC Column: DB-624 ID: 0.18(mm)

% Moisture: | Level: (low/med) Low

Analysis Batch No.: 234854 | Units: ug/L

CAS NO.	COMPOUND NAME	RESULT	Q	RL	MDL
67-66-3	Chloroform	1.0	U	1.0	0.25
74-87-3	Chloromethane	1.0	U	1.0	0.44
156-59-2	cis-1,2-Dichloroethene	1.0	U	1.0	0.26
10061-01-5	cis-1,3-Dichloropropene	1.0	U	1.0	0.46
87-68-3	Hexachlorobutadiene	1.0	U	1.0	0.35
74-95-3	Dibromomethane	1.0	U	1.0	0.42
75-27-4	Bromodichloromethane	1.0	U	1.0	0.29
75-71-8	Dichlorodifluoromethane	1.0	U	1.0	0.32
100-41-4	Ethylbenzene	1.0	U	1.0	0.25
106-93-4	1,2-Dibromoethane	1.0	U	1.0	0.32
108-20-3	Diisopropyl ether	5.0	U	5.0	0.50
91-20-3	Naphthalene	1.0	U	1.0	0.45
179601-23-1	m-Xylene & p-Xylene	2.0	U	2.0	0.24
104-51-8	n-Butylbenzene	1.0	U	1.0	0.31
98-82-8	Isopropylbenzene	1.0	U	1.0	0.35
103-65-1	n-Propylbenzene	1.0	U	1.0	0.40
78-93-3	2-Butanone	5.0	U	5.0	0.53
108-10-1	4-Methyl-2-pentanone	5.0	U	5.0	0.99
135-98-8	sec-Butylbenzene	1.0	U	1.0	0.48
1634-04-4	Methyl tert-butyl ether	1.0	U	1.0	0.20
994-05-8	Tert-amyl-methyl ether (TAME)	5.0	U	5.0	0.30
75-09-2	Methylene Chloride	1.0	U	1.0	0.33
95-47-6	o-Xylene	1.0	U	1.0	0.25
100-42-5	Styrene	1.0	U	1.0	0.45
637-92-3	Ethyl-t-butyl ether (ETBE)	5.0	U	5.0	0.23
98-06-6	tert-Butylbenzene	1.0	U	1.0	0.41
127-18-4	Tetrachloroethene	1.0	U	1.0	0.31
108-88-3	Toluene	1.0	U	1.0	0.23
156-60-5	trans-1,2-Dichloroethene	1.0	U	1.0	0.30
10061-02-6	trans-1,3-Dichloropropene	1.0	U	1.0	0.56
79-01-6	Trichloroethene	0.24	J	1.0	0.22
75-69-4	Trichlorofluoromethane	1.0	U	1.0	0.49
108-05-4	Vinyl acetate	2.0	U	2.0	0.41
75-01-4	Vinyl chloride	0.50	U	0.50	0.29
75-65-0	tert-Butyl alcohol	20	U	20	4.9
1330-20-7	Xylenes, Total	2.0	U	2.0	0.52

FORM I
GC/MS VOA ORGANICS ANALYSIS DATA SHEET

Lab Name: TestAmerica Canton | Job No.: 240-66021-1

SDG No.:

Client Sample ID: MSA-SW37B-061416 | Lab Sample ID: 240-66021-2

Matrix: Water | Lab File ID: UXM6008.D

Analysis Method: 8260C | Date Collected: 06/14/2016 13:00

Sample wt/vol: 5(mL) | Date Analyzed: 06/17/2016 00:15

Soil Aliquot Vol: | Dilution Factor: 1

Soil Extract Vol.: | GC Column: DB-624 ID: 0.18(mm)

% Moisture: | Level: (low/med) Low

Analysis Batch No.: 234854 | Units: ug/L

CAS NO.	COMPOUND NAME	RESULT	Q	RL	MDL
124-48-1	Dibromochloromethane	1.0	U	1.0	0.43

CAS NO.	SURROGATE	%REC	Q	LIMITS
17060-07-0	1,2-Dichloroethane-d4 (Surr)	93		78-125
460-00-4	4-Bromofluorobenzene (Surr)	95		61-120
2037-26-5	Toluene-d8 (Surr)	101		80-120
1868-53-7	Dibromofluoromethane (Surr)	93		79-120

FORM I
GC/MS VOA ORGANICS ANALYSIS DATA SHEET
TENTATIVELY IDENTIFIED COMPOUNDS

Lab Name: TestAmerica Canton Job No.: 240-66021-1

SDG No.:

Client Sample ID: MSA-SW37B-061416 Lab Sample ID: 240-66021-2

Matrix: Water Lab File ID: UXM6008.D

Analysis Method: 8260C Date Collected: 06/14/2016 13:00

Sample wt/vol: 5(mL) Date Analyzed: 06/17/2016 00:15

Soil Aliquot Vol: Dilution Factor: 1

Soil Extract Vol.: GC Column: DB-624 ID: 0.18(mm)

% Moisture: Level: (low/med) Low

Analysis Batch No.: 234854 Units: ug/L

Number TICs Found: 0 TIC Result Total: 0

CAS NO.	COMPOUND NAME	RT	RESULT	Q
	Tentatively Identified Compound		None	

FORM I
GC/MS VOA ORGANICS ANALYSIS DATA SHEET
TARGETED TENATIVELY IDENTIFIED COMPOUNDS

Lab Name: TestAmerica Canton | Job No.: 240-66021-1

SDG No.:

Client Sample ID: MSA-SW37B-061416 | Lab Sample ID: 240-66021-2

Matrix: Water | Lab File ID: UXM6008.D

Analysis Method: 8260C | Date Collected: 06/14/2016 13:00

Sample wt/vol: 5(mL) | Date Analyzed: 06/17/2016 00:15

Soil Aliquot Vol: | Dilution Factor: 1

Soil Extract Vol.: | GC Column: DB-624 ID: 0.18(mm)

% Moisture: | Level: (low/med) Low

Analysis Batch No.: 234854 | Units: ug/L

CAS NO.	COMPOUND NAME	RT	RESULT	Q
75-45-6	Chlorodifluoromethane TIC		1.0	U

FORM I
GC/MS VOA ORGANICS ANALYSIS DATA SHEET

Lab Name: TestAmerica Canton | Job No.: 240-66021-1

SDG No.:

Client Sample ID: MSA-SW37C-061416 | Lab Sample ID: 240-66021-3

Matrix: Water | Lab File ID: UXM6009.D

Analysis Method: 8260C | Date Collected: 06/14/2016 13:05

Sample wt/vol: 5(mL) | Date Analyzed: 06/17/2016 00:37

Soil Aliquot Vol: | Dilution Factor: 1

Soil Extract Vol.: | GC Column: DB-624 ID: 0.18(mm)

% Moisture: | Level: (low/med) Low

Analysis Batch No.: 234854 | Units: ug/L

CAS NO.	COMPOUND NAME	RESULT	Q	RL	MDL
630-20-6	1,1,1,2-Tetrachloroethane	1.0	U	1.0	0.28
71-55-6	1,1,1-Trichloroethane	1.0	U	1.0	0.44
79-34-5	1,1,2,2-Tetrachloroethane	1.0	U	1.0	0.22
76-13-1	1,1,2-Trichloro-1,2,2-trichfluoroeth ane	1.0	U	1.0	0.45
75-34-3	1,1-Dichloroethane	1.0	U	1.0	0.30
75-35-4	1,1-Dichloroethene	1.0	U	1.0	0.45
563-58-6	1,1-Dichloropropene	1.0	U	1.0	0.42
87-61-6	1,2,3-Trichlorobenzene	1.0	U	1.0	0.37
96-18-4	1,2,3-Trichloropropane	1.0	U	1.0	0.44
526-73-8	1,2,3-Trimethylbenzene	5.0	U	5.0	0.47
120-82-1	1,2,4-Trichlorobenzene	1.0	U	1.0	0.32
95-63-6	1,2,4-Trimethylbenzene	1.0	U	1.0	0.41
96-12-8	1,2-Dibromo-3-Chloropropane	5.0	U	5.0	0.82
95-50-1	1,2-Dichlorobenzene	1.0	U	1.0	0.25
107-06-2	1,2-Dichloroethane	1.0	U	1.0	0.23
78-87-5	1,2-Dichloropropane	1.0	U	1.0	0.25
541-73-1	1,3-Dichlorobenzene	1.0	U	1.0	0.19
142-28-9	1,3-Dichloropropane	1.0	U	1.0	0.19
106-46-7	1,4-Dichlorobenzene	1.0	U	1.0	0.27
594-20-7	2,2-Dichloropropane	1.0	U	1.0	0.26
110-75-8	2-Chloroethyl vinyl ether	10	U	10	0.59
95-49-8	2-Chlorotoluene	1.0	U	1.0	0.40
591-78-6	2-Hexanone	5.0	U	5.0	0.48
108-86-1	Bromobenzene	1.0	U	1.0	0.35
74-97-5	Bromochloromethane	1.0	U	1.0	0.50
106-43-4	4-Chlorotoluene	1.0	U	1.0	0.29
99-87-6	p-Isopropyltoluene	1.0	U	1.0	0.43
67-64-1	Acetone	5.0	U	5.0	0.94
71-43-2	Benzene	1.0	U	1.0	0.35
75-25-2	Bromoform	1.0	U	1.0	0.56
74-83-9	Bromomethane	1.0	U	1.0	0.44
75-15-0	Carbon disulfide	1.0	U	1.0	0.38
56-23-5	Carbon tetrachloride	1.0	U	1.0	0.43
108-90-7	Chlorobenzene	1.0	U	1.0	0.25
75-00-3	Chloroethane	1.0	U	1.0	0.32

FORM I
GC/MS VOA ORGANICS ANALYSIS DATA SHEET

Lab Name: TestAmerica Canton | Job No.: 240-66021-1

SDG No.:

Client Sample ID: MSA-SW37C-061416 | Lab Sample ID: 240-66021-3

Matrix: Water | Lab File ID: UXM6009.D

Analysis Method: 8260C | Date Collected: 06/14/2016 13:05

Sample wt/vol: 5(mL) | Date Analyzed: 06/17/2016 00:37

Soil Aliquot Vol: | Dilution Factor: 1

Soil Extract Vol.: | GC Column: DB-624 ID: 0.18(mm)

% Moisture: | Level: (low/med) Low

Analysis Batch No.: 234854 | Units: ug/L

CAS NO.	COMPOUND NAME	RESULT	Q	RL	MDL
67-66-3	Chloroform	1.0	U	1.0	0.25
74-87-3	Chloromethane	1.0	U	1.0	0.44
156-59-2	cis-1,2-Dichloroethene	1.0	U	1.0	0.26
10061-01-5	cis-1,3-Dichloropropene	1.0	U	1.0	0.46
87-68-3	Hexachlorobutadiene	1.0	U	1.0	0.35
74-95-3	Dibromomethane	1.0	U	1.0	0.42
75-27-4	Bromodichloromethane	1.0	U	1.0	0.29
75-71-8	Dichlorodifluoromethane	1.0	U	1.0	0.32
100-41-4	Ethylbenzene	1.0	U	1.0	0.25
106-93-4	1,2-Dibromoethane	1.0	U	1.0	0.32
108-20-3	Diisopropyl ether	5.0	U	5.0	0.50
91-20-3	Naphthalene	1.0	U	1.0	0.45
179601-23-1	m-Xylene & p-Xylene	2.0	U	2.0	0.24
104-51-8	n-Butylbenzene	1.0	U	1.0	0.31
98-82-8	Isopropylbenzene	1.0	U	1.0	0.35
103-65-1	n-Propylbenzene	1.0	U	1.0	0.40
78-93-3	2-Butanone	5.0	U	5.0	0.53
108-10-1	4-Methyl-2-pentanone	5.0	U	5.0	0.99
135-98-8	sec-Butylbenzene	1.0	U	1.0	0.48
1634-04-4	Methyl tert-butyl ether	1.0	U	1.0	0.20
994-05-8	Tert-amyl-methyl ether (TAME)	5.0	U	5.0	0.30
75-09-2	Methylene Chloride	1.0	U	1.0	0.33
95-47-6	o-Xylene	1.0	U	1.0	0.25
100-42-5	Styrene	1.0	U	1.0	0.45
637-92-3	Ethyl-t-butyl ether (ETBE)	5.0	U	5.0	0.23
98-06-6	tert-Butylbenzene	1.0	U	1.0	0.41
127-18-4	Tetrachloroethene	1.0	U	1.0	0.31
108-88-3	Toluene	1.0	U	1.0	0.23
156-60-5	trans-1,2-Dichloroethene	1.0	U	1.0	0.30
10061-02-6	trans-1,3-Dichloropropene	1.0	U	1.0	0.56
79-01-6	Trichloroethene	0.36	J	1.0	0.22
75-69-4	Trichlorofluoromethane	1.0	U	1.0	0.49
108-05-4	Vinyl acetate	2.0	U	2.0	0.41
75-01-4	Vinyl chloride	0.50	U	0.50	0.29
75-65-0	tert-Butyl alcohol	20	U	20	4.9
1330-20-7	Xylenes, Total	2.0	U	2.0	0.52

FORM I
GC/MS VOA ORGANICS ANALYSIS DATA SHEET

Lab Name: TestAmerica Canton | Job No.: 240-66021-1

SDG No.:

Client Sample ID: MSA-SW37C-061416 | Lab Sample ID: 240-66021-3

Matrix: Water | Lab File ID: UXM6009.D

Analysis Method: 8260C | Date Collected: 06/14/2016 13:05

Sample wt/vol: 5(mL) | Date Analyzed: 06/17/2016 00:37

Soil Aliquot Vol: | Dilution Factor: 1

Soil Extract Vol.: | GC Column: DB-624 ID: 0.18(mm)

% Moisture: | Level: (low/med) Low

Analysis Batch No.: 234854 | Units: ug/L

CAS NO.	COMPOUND NAME	RESULT	Q	RL	MDL
124-48-1	Dibromochloromethane	1.0	U	1.0	0.43

CAS NO.	SURROGATE	%REC	Q	LIMITS
17060-07-0	1,2-Dichloroethane-d4 (Surr)	95		78-125
460-00-4	4-Bromofluorobenzene (Surr)	99		61-120
2037-26-5	Toluene-d8 (Surr)	103		80-120
1868-53-7	Dibromofluoromethane (Surr)	96		79-120

FORM I
GC/MS VOA ORGANICS ANALYSIS DATA SHEET
TENTATIVELY IDENTIFIED COMPOUNDS

Lab Name: TestAmerica Canton Job No.: 240-66021-1

SDG No.:

Client Sample ID: MSA-SW37C-061416 Lab Sample ID: 240-66021-3

Matrix: Water Lab File ID: UXM6009.D

Analysis Method: 8260C Date Collected: 06/14/2016 13:05

Sample wt/vol: 5(mL) Date Analyzed: 06/17/2016 00:37

Soil Aliquot Vol: Dilution Factor: 1

Soil Extract Vol.: GC Column: DB-624 ID: 0.18(mm)

% Moisture: Level: (low/med) Low

Analysis Batch No.: 234854 Units: ug/L

Number TICs Found: 0 TIC Result Total: 0

CAS NO.	COMPOUND NAME	RT	RESULT	Q
	Tentatively Identified Compound		None	

FORM I
GC/MS VOA ORGANICS ANALYSIS DATA SHEET
TARGETED TENATIVELY IDENTIFIED COMPOUNDS

Lab Name: TestAmerica Canton | Job No.: 240-66021-1

SDG No.:

Client Sample ID: MSA-SW37C-061416 | Lab Sample ID: 240-66021-3

Matrix: Water | Lab File ID: UXM6009.D

Analysis Method: 8260C | Date Collected: 06/14/2016 13:05

Sample wt/vol: 5(mL) | Date Analyzed: 06/17/2016 00:37

Soil Aliquot Vol: | Dilution Factor: 1

Soil Extract Vol.: | GC Column: DB-624 ID: 0.18(mm)

% Moisture: | Level: (low/med) Low

Analysis Batch No.: 234854 | Units: ug/L

CAS NO.	COMPOUND NAME	RT	RESULT	Q
75-45-6	Chlorodifluoromethane TIC		1.0	U

FORM I
GC/MS VOA ORGANICS ANALYSIS DATA SHEET

Lab Name: TestAmerica Canton | Job No.: 240-66021-1

SDG No.:

Client Sample ID: MSA-SW37D-061416 | Lab Sample ID: 240-66021-4

Matrix: Water | Lab File ID: UXM6010.D

Analysis Method: 8260C | Date Collected: 06/14/2016 13:08

Sample wt/vol: 5(mL) | Date Analyzed: 06/17/2016 01:00

Soil Aliquot Vol: | Dilution Factor: 1

Soil Extract Vol.: | GC Column: DB-624 ID: 0.18(mm)

% Moisture: | Level: (low/med) Low

Analysis Batch No.: 234854 | Units: ug/L

CAS NO.	COMPOUND NAME	RESULT	Q	RL	MDL
630-20-6	1,1,1,2-Tetrachloroethane	1.0	U	1.0	0.28
71-55-6	1,1,1-Trichloroethane	1.0	U	1.0	0.44
79-34-5	1,1,2,2-Tetrachloroethane	1.0	U	1.0	0.22
76-13-1	1,1,2-Trichloro-1,2,2-trichfluoroeth ane	1.0	U	1.0	0.45
75-34-3	1,1-Dichloroethane	1.0	U	1.0	0.30
75-35-4	1,1-Dichloroethene	1.0	U	1.0	0.45
563-58-6	1,1-Dichloropropene	1.0	U	1.0	0.42
87-61-6	1,2,3-Trichlorobenzene	1.0	U	1.0	0.37
96-18-4	1,2,3-Trichloropropane	1.0	U	1.0	0.44
526-73-8	1,2,3-Trimethylbenzene	5.0	U	5.0	0.47
120-82-1	1,2,4-Trichlorobenzene	1.0	U	1.0	0.32
95-63-6	1,2,4-Trimethylbenzene	1.0	U	1.0	0.41
96-12-8	1,2-Dibromo-3-Chloropropane	5.0	U	5.0	0.82
95-50-1	1,2-Dichlorobenzene	1.0	U	1.0	0.25
107-06-2	1,2-Dichloroethane	1.0	U	1.0	0.23
78-87-5	1,2-Dichloropropane	1.0	U	1.0	0.25
541-73-1	1,3-Dichlorobenzene	1.0	U	1.0	0.19
142-28-9	1,3-Dichloropropane	1.0	U	1.0	0.19
106-46-7	1,4-Dichlorobenzene	1.0	U	1.0	0.27
594-20-7	2,2-Dichloropropane	1.0	U	1.0	0.26
110-75-8	2-Chloroethyl vinyl ether	10	U	10	0.59
95-49-8	2-Chlorotoluene	1.0	U	1.0	0.40
591-78-6	2-Hexanone	5.0	U	5.0	0.48
108-86-1	Bromobenzene	1.0	U	1.0	0.35
74-97-5	Bromochloromethane	1.0	U	1.0	0.50
106-43-4	4-Chlorotoluene	1.0	U	1.0	0.29
99-87-6	p-Isopropyltoluene	1.0	U	1.0	0.43
67-64-1	Acetone	5.0	U	5.0	0.94
71-43-2	Benzene	1.0	U	1.0	0.35
75-25-2	Bromoform	1.0	U	1.0	0.56
74-83-9	Bromomethane	1.0	U	1.0	0.44
75-15-0	Carbon disulfide	1.0	U	1.0	0.38
56-23-5	Carbon tetrachloride	1.0	U	1.0	0.43
108-90-7	Chlorobenzene	1.0	U	1.0	0.25
75-00-3	Chloroethane	1.0	U	1.0	0.32

FORM I
GC/MS VOA ORGANICS ANALYSIS DATA SHEET

Lab Name: TestAmerica Canton | Job No.: 240-66021-1

SDG No.:

Client Sample ID: MSA-SW37D-061416 | Lab Sample ID: 240-66021-4

Matrix: Water | Lab File ID: UXM6010.D

Analysis Method: 8260C | Date Collected: 06/14/2016 13:08

Sample wt/vol: 5(mL) | Date Analyzed: 06/17/2016 01:00

Soil Aliquot Vol: | Dilution Factor: 1

Soil Extract Vol.: | GC Column: DB-624 ID: 0.18(mm)

% Moisture: | Level: (low/med) Low

Analysis Batch No.: 234854 | Units: ug/L

CAS NO.	COMPOUND NAME	RESULT	Q	RL	MDL
67-66-3	Chloroform	1.0	U	1.0	0.25
74-87-3	Chloromethane	1.0	U	1.0	0.44
156-59-2	cis-1,2-Dichloroethene	1.0	U	1.0	0.26
10061-01-5	cis-1,3-Dichloropropene	1.0	U	1.0	0.46
87-68-3	Hexachlorobutadiene	1.0	U	1.0	0.35
74-95-3	Dibromomethane	1.0	U	1.0	0.42
75-27-4	Bromodichloromethane	1.0	U	1.0	0.29
75-71-8	Dichlorodifluoromethane	1.0	U	1.0	0.32
100-41-4	Ethylbenzene	1.0	U	1.0	0.25
106-93-4	1,2-Dibromoethane	1.0	U	1.0	0.32
108-20-3	Diisopropyl ether	5.0	U	5.0	0.50
91-20-3	Naphthalene	1.0	U	1.0	0.45
179601-23-1	m-Xylene & p-Xylene	2.0	U	2.0	0.24
104-51-8	n-Butylbenzene	1.0	U	1.0	0.31
98-82-8	Isopropylbenzene	1.0	U	1.0	0.35
103-65-1	n-Propylbenzene	1.0	U	1.0	0.40
78-93-3	2-Butanone	5.0	U	5.0	0.53
108-10-1	4-Methyl-2-pentanone	5.0	U	5.0	0.99
135-98-8	sec-Butylbenzene	1.0	U	1.0	0.48
1634-04-4	Methyl tert-butyl ether	1.0	U	1.0	0.20
994-05-8	Tert-amyl-methyl ether (TAME)	5.0	U	5.0	0.30
75-09-2	Methylene Chloride	1.0	U	1.0	0.33
95-47-6	o-Xylene	1.0	U	1.0	0.25
100-42-5	Styrene	1.0	U	1.0	0.45
637-92-3	Ethyl-t-butyl ether (ETBE)	5.0	U	5.0	0.23
98-06-6	tert-Butylbenzene	1.0	U	1.0	0.41
127-18-4	Tetrachloroethene	1.0	U	1.0	0.31
108-88-3	Toluene	1.0	U	1.0	0.23
156-60-5	trans-1,2-Dichloroethene	1.0	U	1.0	0.30
10061-02-6	trans-1,3-Dichloropropene	1.0	U	1.0	0.56
79-01-6	Trichloroethene	0.32	J	1.0	0.22
75-69-4	Trichlorofluoromethane	1.0	U	1.0	0.49
108-05-4	Vinyl acetate	2.0	U	2.0	0.41
75-01-4	Vinyl chloride	0.50	U	0.50	0.29
75-65-0	tert-Butyl alcohol	20	U	20	4.9
1330-20-7	Xylenes, Total	2.0	U	2.0	0.52

FORM I
GC/MS VOA ORGANICS ANALYSIS DATA SHEET

Lab Name: TestAmerica Canton Job No.: 240-66021-1

SDG No.:

Client Sample ID: MSA-SW37D-061416 Lab Sample ID: 240-66021-4

Matrix: Water Lab File ID: UXM6010.D

Analysis Method: 8260C Date Collected: 06/14/2016 13:08

Sample wt/vol: 5(mL) Date Analyzed: 06/17/2016 01:00

Soil Aliquot Vol: Dilution Factor: 1

Soil Extract Vol.: GC Column: DB-624 ID: 0.18(mm)

% Moisture: Level: (low/med) Low

Analysis Batch No.: 234854 Units: ug/L

CAS NO.	COMPOUND NAME	RESULT	Q	RL	MDL
124-48-1	Dibromochloromethane	1.0	U	1.0	0.43

CAS NO.	SURROGATE	%REC	Q	LIMITS
17060-07-0	1,2-Dichloroethane-d4 (Surr)	94		78-125
460-00-4	4-Bromofluorobenzene (Surr)	97		61-120
2037-26-5	Toluene-d8 (Surr)	103		80-120
1868-53-7	Dibromofluoromethane (Surr)	95		79-120

FORM I
GC/MS VOA ORGANICS ANALYSIS DATA SHEET
TENTATIVELY IDENTIFIED COMPOUNDS

Lab Name: TestAmerica Canton Job No.: 240-66021-1

SDG No.:

Client Sample ID: MSA-SW37D-061416 Lab Sample ID: 240-66021-4

Matrix: Water Lab File ID: UXM6010.D

Analysis Method: 8260C Date Collected: 06/14/2016 13:08

Sample wt/vol: 5(mL) Date Analyzed: 06/17/2016 01:00

Soil Aliquot Vol: Dilution Factor: 1

Soil Extract Vol.: GC Column: DB-624 ID: 0.18(mm)

% Moisture: Level: (low/med) Low

Analysis Batch No.: 234854 Units: ug/L

Number TICs Found: 0 TIC Result Total: 0

CAS NO.	COMPOUND NAME	RT	RESULT	Q
	Tentatively Identified Compound		None	

FORM I
GC/MS VOA ORGANICS ANALYSIS DATA SHEET
TARGETED TENATIVELY IDENTIFIED COMPOUNDS

Lab Name: TestAmerica Canton Job No.: 240-66021-1

SDG No.:

Client Sample ID: MSA-SW37D-061416 Lab Sample ID: 240-66021-4

Matrix: Water Lab File ID: UXM6010.D

Analysis Method: 8260C Date Collected: 06/14/2016 13:08

Sample wt/vol: 5(mL) Date Analyzed: 06/17/2016 01:00

Soil Aliquot Vol: Dilution Factor: 1

Soil Extract Vol.: GC Column: DB-624 ID: 0.18(mm)

% Moisture: Level: (low/med) Low

Analysis Batch No.: 234854 Units: ug/L

CAS NO.	COMPOUND NAME	RT	RESULT	Q
75-45-6	Chlorodifluoromethane TIC		1.0	U

FORM I
GC/MS VOA ORGANICS ANALYSIS DATA SHEET

Lab Name: TestAmerica Canton | Job No.: 240-66021-1

SDG No.:

Client Sample ID: MSA-SW38A-061416 | Lab Sample ID: 240-66021-5

Matrix: Water | Lab File ID: UXM6011.D

Analysis Method: 8260C | Date Collected: 06/14/2016 11:34

Sample wt/vol: 5(mL) | Date Analyzed: 06/17/2016 01:23

Soil Aliquot Vol: | Dilution Factor: 1

Soil Extract Vol.: | GC Column: DB-624 ID: 0.18(mm)

% Moisture: | Level: (low/med) Low

Analysis Batch No.: 234854 | Units: ug/L

CAS NO.	COMPOUND NAME	RESULT	Q	RL	MDL
630-20-6	1,1,1,2-Tetrachloroethane	1.0	U	1.0	0.28
71-55-6	1,1,1-Trichloroethane	1.0	U	1.0	0.44
79-34-5	1,1,2,2-Tetrachloroethane	1.0	U	1.0	0.22
76-13-1	1,1,2-Trichloro-1,2,2-trichfluoroethane	1.0	U	1.0	0.45
75-34-3	1,1-Dichloroethane	1.0	U	1.0	0.30
75-35-4	1,1-Dichloroethene	1.0	U	1.0	0.45
563-58-6	1,1-Dichloropropene	1.0	U	1.0	0.42
87-61-6	1,2,3-Trichlorobenzene	1.0	U	1.0	0.37
96-18-4	1,2,3-Trichloropropane	1.0	U	1.0	0.44
526-73-8	1,2,3-Trimethylbenzene	5.0	U	5.0	0.47
120-82-1	1,2,4-Trichlorobenzene	1.0	U	1.0	0.32
95-63-6	1,2,4-Trimethylbenzene	1.0	U	1.0	0.41
96-12-8	1,2-Dibromo-3-Chloropropane	5.0	U	5.0	0.82
95-50-1	1,2-Dichlorobenzene	1.0	U	1.0	0.25
107-06-2	1,2-Dichloroethane	1.0	U	1.0	0.23
78-87-5	1,2-Dichloropropane	1.0	U	1.0	0.25
541-73-1	1,3-Dichlorobenzene	1.0	U	1.0	0.19
142-28-9	1,3-Dichloropropane	1.0	U	1.0	0.19
106-46-7	1,4-Dichlorobenzene	1.0	U	1.0	0.27
594-20-7	2,2-Dichloropropane	1.0	U	1.0	0.26
110-75-8	2-Chloroethyl vinyl ether	10	U	10	0.59
95-49-8	2-Chlorotoluene	1.0	U	1.0	0.40
591-78-6	2-Hexanone	5.0	U	5.0	0.48
108-86-1	Bromobenzene	1.0	U	1.0	0.35
74-97-5	Bromochloromethane	1.0	U	1.0	0.50
106-43-4	4-Chlorotoluene	1.0	U	1.0	0.29
99-87-6	p-Isopropyltoluene	1.0	U	1.0	0.43
67-64-1	Acetone	1.0	J	5.0	0.94
71-43-2	Benzene	1.0	U	1.0	0.35
75-25-2	Bromoform	1.0	U	1.0	0.56
74-83-9	Bromomethane	1.0	U	1.0	0.44
75-15-0	Carbon disulfide	1.0	U	1.0	0.38
56-23-5	Carbon tetrachloride	1.0	U	1.0	0.43
108-90-7	Chlorobenzene	1.0	U	1.0	0.25
75-00-3	Chloroethane	1.0	U	1.0	0.32

FORM I
GC/MS VOA ORGANICS ANALYSIS DATA SHEET

Lab Name: TestAmerica Canton | Job No.: 240-66021-1

SDG No.:

Client Sample ID: MSA-SW38A-061416 | Lab Sample ID: 240-66021-5

Matrix: Water | Lab File ID: UXM6011.D

Analysis Method: 8260C | Date Collected: 06/14/2016 11:34

Sample wt/vol: 5(mL) | Date Analyzed: 06/17/2016 01:23

Soil Aliquot Vol: | Dilution Factor: 1

Soil Extract Vol.: | GC Column: DB-624 ID: 0.18(mm)

% Moisture: | Level: (low/med) Low

Analysis Batch No.: 234854 | Units: ug/L

CAS NO.	COMPOUND NAME	RESULT	Q	RL	MDL
67-66-3	Chloroform	1.0	U	1.0	0.25
74-87-3	Chloromethane	1.0	U	1.0	0.44
156-59-2	cis-1,2-Dichloroethene	4.8		1.0	0.26
10061-01-5	cis-1,3-Dichloropropene	1.0	U	1.0	0.46
87-68-3	Hexachlorobutadiene	1.0	U	1.0	0.35
74-95-3	Dibromomethane	1.0	U	1.0	0.42
75-27-4	Bromodichloromethane	1.0	U	1.0	0.29
75-71-8	Dichlorodifluoromethane	1.0	U	1.0	0.32
100-41-4	Ethylbenzene	1.0	U	1.0	0.25
106-93-4	1,2-Dibromoethane	1.0	U	1.0	0.32
108-20-3	Diisopropyl ether	5.0	U	5.0	0.50
91-20-3	Naphthalene	1.0	U	1.0	0.45
179601-23-1	m-Xylene & p-Xylene	1.1	J	2.0	0.24
104-51-8	n-Butylbenzene	1.0	U	1.0	0.31
98-82-8	Isopropylbenzene	1.0	U	1.0	0.35
103-65-1	n-Propylbenzene	1.0	U	1.0	0.40
78-93-3	2-Butanone	5.0	U	5.0	0.53
108-10-1	4-Methyl-2-pentanone	5.0	U	5.0	0.99
135-98-8	sec-Butylbenzene	1.0	U	1.0	0.48
1634-04-4	Methyl tert-butyl ether	1.0	U	1.0	0.20
994-05-8	Tert-amyl-methyl ether (TAME)	5.0	U	5.0	0.30
75-09-2	Methylene Chloride	1.0	U	1.0	0.33
95-47-6	o-Xylene	0.28	J	1.0	0.25
100-42-5	Styrene	1.0	U	1.0	0.45
637-92-3	Ethyl-t-butyl ether (ETBE)	5.0	U	5.0	0.23
98-06-6	tert-Butylbenzene	1.0	U	1.0	0.41
127-18-4	Tetrachloroethene	1.0	U	1.0	0.31
108-88-3	Toluene	1.0	U	1.0	0.23
156-60-5	trans-1,2-Dichloroethene	1.0	U	1.0	0.30
10061-02-6	trans-1,3-Dichloropropene	1.0	U	1.0	0.56
79-01-6	Trichloroethene	3.4		1.0	0.22
75-69-4	Trichlorofluoromethane	1.0	U	1.0	0.49
108-05-4	Vinyl acetate	2.0	U	2.0	0.41
75-01-4	Vinyl chloride	2.1		0.50	0.29
75-65-0	tert-Butyl alcohol	20	U	20	4.9
1330-20-7	Xylenes, Total	1.4	J	2.0	0.52

FORM I
GC/MS VOA ORGANICS ANALYSIS DATA SHEET

Lab Name: TestAmerica Canton | Job No.: 240-66021-1

SDG No.:

Client Sample ID: MSA-SW38A-061416 | Lab Sample ID: 240-66021-5

Matrix: Water | Lab File ID: UXM6011.D

Analysis Method: 8260C | Date Collected: 06/14/2016 11:34

Sample wt/vol: 5(mL) | Date Analyzed: 06/17/2016 01:23

Soil Aliquot Vol: | Dilution Factor: 1

Soil Extract Vol.: | GC Column: DB-624 ID: 0.18(mm)

% Moisture: | Level: (low/med) Low

Analysis Batch No.: 234854 | Units: ug/L

CAS NO.	COMPOUND NAME	RESULT	Q	RL	MDL
124-48-1	Dibromochloromethane	1.0	U	1.0	0.43

CAS NO.	SURROGATE	%REC	Q	LIMITS
17060-07-0	1,2-Dichloroethane-d4 (Surr)	94		78-125
460-00-4	4-Bromofluorobenzene (Surr)	98		61-120
2037-26-5	Toluene-d8 (Surr)	103		80-120
1868-53-7	Dibromofluoromethane (Surr)	93		79-120

FORM I
GC/MS VOA ORGANICS ANALYSIS DATA SHEET
TENTATIVELY IDENTIFIED COMPOUNDS

Lab Name: TestAmerica Canton Job No.: 240-66021-1

SDG No.:

Client Sample ID: MSA-SW38A-061416 Lab Sample ID: 240-66021-5

Matrix: Water Lab File ID: UXM6011.D

Analysis Method: 8260C Date Collected: 06/14/2016 11:34

Sample wt/vol: 5(mL) Date Analyzed: 06/17/2016 01:23

Soil Aliquot Vol: Dilution Factor: 1

Soil Extract Vol.: GC Column: DB-624 ID: 0.18(mm)

% Moisture: Level: (low/med) Low

Analysis Batch No.: 234854 Units: ug/L

Number TICs Found: 0 TIC Result Total: 0

CAS NO.	COMPOUND NAME	RT	RESULT	Q
	Tentatively Identified Compound		None	

FORM I
GC/MS VOA ORGANICS ANALYSIS DATA SHEET
TARGETED TENATIVELY IDENTIFIED COMPOUNDS

Lab Name: TestAmerica Canton Job No.: 240-66021-1

SDG No.:

Client Sample ID: MSA-SW38A-061416 Lab Sample ID: 240-66021-5

Matrix: Water Lab File ID: UXM6011.D

Analysis Method: 8260C Date Collected: 06/14/2016 11:34

Sample wt/vol: 5(mL) Date Analyzed: 06/17/2016 01:23

Soil Aliquot Vol: Dilution Factor: 1

Soil Extract Vol.: GC Column: DB-624 ID: 0.18(mm)

% Moisture: Level: (low/med) Low

Analysis Batch No.: 234854 Units: ug/L

CAS NO.	COMPOUND NAME	RT	RESULT	Q
75-45-6	Chlorodifluoromethane TIC		1.0	U

FORM I
GC/MS VOA ORGANICS ANALYSIS DATA SHEET

Lab Name: TestAmerica Canton | Job No.: 240-66021-1

SDG No.:

Client Sample ID: MSA-SW38B-061416 | Lab Sample ID: 240-66021-6

Matrix: Water | Lab File ID: UXM6012.D

Analysis Method: 8260C | Date Collected: 06/14/2016 11:36

Sample wt/vol: 5(mL) | Date Analyzed: 06/17/2016 01:46

Soil Aliquot Vol: | Dilution Factor: 1

Soil Extract Vol.: | GC Column: DB-624 ID: 0.18(mm)

% Moisture: | Level: (low/med) Low

Analysis Batch No.: 234854 | Units: ug/L

CAS NO.	COMPOUND NAME	RESULT	Q	RL	MDL
630-20-6	1,1,1,2-Tetrachloroethane	1.0	U	1.0	0.28
71-55-6	1,1,1-Trichloroethane	1.0	U	1.0	0.44
79-34-5	1,1,2,2-Tetrachloroethane	1.0	U	1.0	0.22
76-13-1	1,1,2-Trichloro-1,2,2-trichfluoroeth ane	1.0	U	1.0	0.45
75-34-3	1,1-Dichloroethane	1.0	U	1.0	0.30
75-35-4	1,1-Dichloroethene	1.0	U	1.0	0.45
563-58-6	1,1-Dichloropropene	1.0	U	1.0	0.42
87-61-6	1,2,3-Trichlorobenzene	1.0	U	1.0	0.37
96-18-4	1,2,3-Trichloropropane	1.0	U	1.0	0.44
526-73-8	1,2,3-Trimethylbenzene	5.0	U	5.0	0.47
120-82-1	1,2,4-Trichlorobenzene	1.0	U	1.0	0.32
95-63-6	1,2,4-Trimethylbenzene	1.0	U	1.0	0.41
96-12-8	1,2-Dibromo-3-Chloropropane	5.0	U	5.0	0.82
95-50-1	1,2-Dichlorobenzene	1.0	U	1.0	0.25
107-06-2	1,2-Dichloroethane	1.0	U	1.0	0.23
78-87-5	1,2-Dichloropropane	1.0	U	1.0	0.25
541-73-1	1,3-Dichlorobenzene	1.0	U	1.0	0.19
142-28-9	1,3-Dichloropropane	1.0	U	1.0	0.19
106-46-7	1,4-Dichlorobenzene	1.0	U	1.0	0.27
594-20-7	2,2-Dichloropropane	1.0	U	1.0	0.26
110-75-8	2-Chloroethyl vinyl ether	10	U	10	0.59
95-49-8	2-Chlorotoluene	1.0	U	1.0	0.40
591-78-6	2-Hexanone	5.0	U	5.0	0.48
108-86-1	Bromobenzene	1.0	U	1.0	0.35
74-97-5	Bromochloromethane	1.0	U	1.0	0.50
106-43-4	4-Chlorotoluene	1.0	U	1.0	0.29
99-87-6	p-Isopropyltoluene	1.0	U	1.0	0.43
67-64-1	Acetone	5.0	U	5.0	0.94
71-43-2	Benzene	1.0	U	1.0	0.35
75-25-2	Bromoform	1.0	U	1.0	0.56
74-83-9	Bromomethane	1.0	U	1.0	0.44
75-15-0	Carbon disulfide	1.0	U	1.0	0.38
56-23-5	Carbon tetrachloride	1.0	U	1.0	0.43
108-90-7	Chlorobenzene	1.0	U	1.0	0.25
75-00-3	Chloroethane	1.0	U	1.0	0.32

FORM I
GC/MS VOA ORGANICS ANALYSIS DATA SHEET

Lab Name: TestAmerica Canton | Job No.: 240-66021-1

SDG No.:

Client Sample ID: MSA-SW38B-061416 | Lab Sample ID: 240-66021-6

Matrix: Water | Lab File ID: UXM6012.D

Analysis Method: 8260C | Date Collected: 06/14/2016 11:36

Sample wt/vol: 5(mL) | Date Analyzed: 06/17/2016 01:46

Soil Aliquot Vol: | Dilution Factor: 1

Soil Extract Vol.: | GC Column: DB-624 ID: 0.18(mm)

% Moisture: | Level: (low/med) Low

Analysis Batch No.: 234854 | Units: ug/L

CAS NO.	COMPOUND NAME	RESULT	Q	RL	MDL
67-66-3	Chloroform	1.0	U	1.0	0.25
74-87-3	Chloromethane	1.0	U	1.0	0.44
156-59-2	cis-1,2-Dichloroethene	3.7		1.0	0.26
10061-01-5	cis-1,3-Dichloropropene	1.0	U	1.0	0.46
87-68-3	Hexachlorobutadiene	1.0	U	1.0	0.35
74-95-3	Dibromomethane	1.0	U	1.0	0.42
75-27-4	Bromodichloromethane	1.0	U	1.0	0.29
75-71-8	Dichlorodifluoromethane	1.0	U	1.0	0.32
100-41-4	Ethylbenzene	1.0	U	1.0	0.25
106-93-4	1,2-Dibromoethane	1.0	U	1.0	0.32
108-20-3	Diisopropyl ether	5.0	U	5.0	0.50
91-20-3	Naphthalene	1.0	U	1.0	0.45
179601-23-1	m-Xylene & p-Xylene	2.0	U	2.0	0.24
104-51-8	n-Butylbenzene	1.0	U	1.0	0.31
98-82-8	Isopropylbenzene	1.0	U	1.0	0.35
103-65-1	n-Propylbenzene	1.0	U	1.0	0.40
78-93-3	2-Butanone	5.0	U	5.0	0.53
108-10-1	4-Methyl-2-pentanone	5.0	U	5.0	0.99
135-98-8	sec-Butylbenzene	1.0	U	1.0	0.48
1634-04-4	Methyl tert-butyl ether	1.0	U	1.0	0.20
994-05-8	Tert-amyl-methyl ether (TAME)	5.0	U	5.0	0.30
75-09-2	Methylene Chloride	1.0	U	1.0	0.33
95-47-6	o-Xylene	1.0	U	1.0	0.25
100-42-5	Styrene	1.0	U	1.0	0.45
637-92-3	Ethyl-t-butyl ether (ETBE)	5.0	U	5.0	0.23
98-06-6	tert-Butylbenzene	1.0	U	1.0	0.41
127-18-4	Tetrachloroethene	1.0	U	1.0	0.31
108-88-3	Toluene	0.33	J	1.0	0.23
156-60-5	trans-1,2-Dichloroethene	1.0	U	1.0	0.30
10061-02-6	trans-1,3-Dichloropropene	1.0	U	1.0	0.56
79-01-6	Trichloroethene	2.7		1.0	0.22
75-69-4	Trichlorofluoromethane	1.0	U	1.0	0.49
108-05-4	Vinyl acetate	2.0	U	2.0	0.41
75-01-4	Vinyl chloride	2.5		0.50	0.29
75-65-0	tert-Butyl alcohol	20	U	20	4.9
1330-20-7	Xylenes, Total	2.0	U	2.0	0.52

FORM I
GC/MS VOA ORGANICS ANALYSIS DATA SHEET

Lab Name: TestAmerica Canton | Job No.: 240-66021-1

SDG No.:

Client Sample ID: MSA-SW38B-061416 | Lab Sample ID: 240-66021-6

Matrix: Water | Lab File ID: UXM6012.D

Analysis Method: 8260C | Date Collected: 06/14/2016 11:36

Sample wt/vol: 5(mL) | Date Analyzed: 06/17/2016 01:46

Soil Aliquot Vol: | Dilution Factor: 1

Soil Extract Vol.: | GC Column: DB-624 ID: 0.18(mm)

% Moisture: | Level: (low/med) Low

Analysis Batch No.: 234854 | Units: ug/L

CAS NO.	COMPOUND NAME	RESULT	Q	RL	MDL
124-48-1	Dibromochloromethane	1.0	U	1.0	0.43

CAS NO.	SURROGATE	%REC	Q	LIMITS
17060-07-0	1,2-Dichloroethane-d4 (Surr)	97		78-125
460-00-4	4-Bromofluorobenzene (Surr)	98		61-120
2037-26-5	Toluene-d8 (Surr)	101		80-120
1868-53-7	Dibromofluoromethane (Surr)	95		79-120

FORM I
GC/MS VOA ORGANICS ANALYSIS DATA SHEET
TENTATIVELY IDENTIFIED COMPOUNDS

Lab Name: TestAmerica Canton Job No.: 240-66021-1

SDG No.:

Client Sample ID: MSA-SW38B-061416 Lab Sample ID: 240-66021-6

Matrix: Water Lab File ID: UXM6012.D

Analysis Method: 8260C Date Collected: 06/14/2016 11:36

Sample wt/vol: 5(mL) Date Analyzed: 06/17/2016 01:46

Soil Aliquot Vol: Dilution Factor: 1

Soil Extract Vol.: GC Column: DB-624 ID: 0.18(mm)

% Moisture: Level: (low/med) Low

Analysis Batch No.: 234854 Units: ug/L

Number TICs Found: 0 TIC Result Total: 0

CAS NO.	COMPOUND NAME	RT	RESULT	Q
	Tentatively Identified Compound		None	

FORM I
GC/MS VOA ORGANICS ANALYSIS DATA SHEET
TARGETED TENATIVELY IDENTIFIED COMPOUNDS

Lab Name: TestAmerica Canton | Job No.: 240-66021-1

SDG No.:

Client Sample ID: MSA-SW38B-061416 | Lab Sample ID: 240-66021-6

Matrix: Water | Lab File ID: UXM6012.D

Analysis Method: 8260C | Date Collected: 06/14/2016 11:36

Sample wt/vol: 5(mL) | Date Analyzed: 06/17/2016 01:46

Soil Aliquot Vol: | Dilution Factor: 1

Soil Extract Vol.: | GC Column: DB-624 ID: 0.18(mm)

% Moisture: | Level: (low/med) Low

Analysis Batch No.: 234854 | Units: ug/L

CAS NO.	COMPOUND NAME	RT	RESULT	Q
75-45-6	Chlorodifluoromethane TIC		1.0	U

FORM I
GC/MS VOA ORGANICS ANALYSIS DATA SHEET

Lab Name: TestAmerica Canton | Job No.: 240-66021-1

SDG No.:

Client Sample ID: MSA-SW38C-061416 | Lab Sample ID: 240-66021-7

Matrix: Water | Lab File ID: UXM6013.D

Analysis Method: 8260C | Date Collected: 06/14/2016 11:45

Sample wt/vol: 5(mL) | Date Analyzed: 06/17/2016 02:08

Soil Aliquot Vol: | Dilution Factor: 1

Soil Extract Vol.: | GC Column: DB-624 ID: 0.18(mm)

% Moisture: | Level: (low/med) Low

Analysis Batch No.: 234854 | Units: ug/L

CAS NO.	COMPOUND NAME	RESULT	Q	RL	MDL
630-20-6	1,1,1,2-Tetrachloroethane	1.0	U	1.0	0.28
71-55-6	1,1,1-Trichloroethane	1.0	U	1.0	0.44
79-34-5	1,1,2,2-Tetrachloroethane	1.0	U	1.0	0.22
76-13-1	1,1,2-Trichloro-1,2,2-trichfluoroeth ane	1.0	U	1.0	0.45
75-34-3	1,1-Dichloroethane	1.0	U	1.0	0.30
75-35-4	1,1-Dichloroethene	1.0	U	1.0	0.45
563-58-6	1,1-Dichloropropene	1.0	U	1.0	0.42
87-61-6	1,2,3-Trichlorobenzene	1.0	U	1.0	0.37
96-18-4	1,2,3-Trichloropropane	1.0	U	1.0	0.44
526-73-8	1,2,3-Trimethylbenzene	5.0	U	5.0	0.47
120-82-1	1,2,4-Trichlorobenzene	1.0	U	1.0	0.32
95-63-6	1,2,4-Trimethylbenzene	1.0	U	1.0	0.41
96-12-8	1,2-Dibromo-3-Chloropropane	5.0	U	5.0	0.82
95-50-1	1,2-Dichlorobenzene	1.0	U	1.0	0.25
107-06-2	1,2-Dichloroethane	1.0	U	1.0	0.23
78-87-5	1,2-Dichloropropane	1.0	U	1.0	0.25
541-73-1	1,3-Dichlorobenzene	1.0	U	1.0	0.19
142-28-9	1,3-Dichloropropane	1.0	U	1.0	0.19
106-46-7	1,4-Dichlorobenzene	1.0	U	1.0	0.27
594-20-7	2,2-Dichloropropane	1.0	U	1.0	0.26
110-75-8	2-Chloroethyl vinyl ether	10	U	10	0.59
95-49-8	2-Chlorotoluene	1.0	U	1.0	0.40
591-78-6	2-Hexanone	5.0	U	5.0	0.48
108-86-1	Bromobenzene	1.0	U	1.0	0.35
74-97-5	Bromochloromethane	1.0	U	1.0	0.50
106-43-4	4-Chlorotoluene	1.0	U	1.0	0.29
99-87-6	p-Isopropyltoluene	1.0	U	1.0	0.43
67-64-1	Acetone	5.0	U	5.0	0.94
71-43-2	Benzene	1.0	U	1.0	0.35
75-25-2	Bromoform	1.0	U	1.0	0.56
74-83-9	Bromomethane	1.0	U	1.0	0.44
75-15-0	Carbon disulfide	1.0	U	1.0	0.38
56-23-5	Carbon tetrachloride	1.0	U	1.0	0.43
108-90-7	Chlorobenzene	1.0	U	1.0	0.25
75-00-3	Chloroethane	1.0	U	1.0	0.32

FORM I
GC/MS VOA ORGANICS ANALYSIS DATA SHEET

Lab Name: TestAmerica Canton | Job No.: 240-66021-1

SDG No.:

Client Sample ID: MSA-SW38C-061416 | Lab Sample ID: 240-66021-7

Matrix: Water | Lab File ID: UXM6013.D

Analysis Method: 8260C | Date Collected: 06/14/2016 11:45

Sample wt/vol: 5(mL) | Date Analyzed: 06/17/2016 02:08

Soil Aliquot Vol: | Dilution Factor: 1

Soil Extract Vol.: | GC Column: DB-624 ID: 0.18(mm)

% Moisture: | Level: (low/med) Low

Analysis Batch No.: 234854 | Units: ug/L

CAS NO.	COMPOUND NAME	RESULT	Q	RL	MDL
67-66-3	Chloroform	1.0	U	1.0	0.25
74-87-3	Chloromethane	1.0	U	1.0	0.44
156-59-2	cis-1,2-Dichloroethene	0.48	J	1.0	0.26
10061-01-5	cis-1,3-Dichloropropene	1.0	U	1.0	0.46
87-68-3	Hexachlorobutadiene	1.0	U	1.0	0.35
74-95-3	Dibromomethane	1.0	U	1.0	0.42
75-27-4	Bromodichloromethane	1.0	U	1.0	0.29
75-71-8	Dichlorodifluoromethane	1.0	U	1.0	0.32
100-41-4	Ethylbenzene	1.0	U	1.0	0.25
106-93-4	1,2-Dibromoethane	1.0	U	1.0	0.32
108-20-3	Diisopropyl ether	5.0	U	5.0	0.50
91-20-3	Naphthalene	1.0	U	1.0	0.45
179601-23-1	m-Xylene & p-Xylene	2.0	U	2.0	0.24
104-51-8	n-Butylbenzene	1.0	U	1.0	0.31
98-82-8	Isopropylbenzene	1.0	U	1.0	0.35
103-65-1	n-Propylbenzene	1.0	U	1.0	0.40
78-93-3	2-Butanone	5.0	U	5.0	0.53
108-10-1	4-Methyl-2-pentanone	5.0	U	5.0	0.99
135-98-8	sec-Butylbenzene	1.0	U	1.0	0.48
1634-04-4	Methyl tert-butyl ether	1.0	U	1.0	0.20
994-05-8	Tert-amyl-methyl ether (TAME)	5.0	U	5.0	0.30
75-09-2	Methylene Chloride	1.0	U	1.0	0.33
95-47-6	o-Xylene	1.0	U	1.0	0.25
100-42-5	Styrene	1.0	U	1.0	0.45
637-92-3	Ethyl-t-butyl ether (ETBE)	5.0	U	5.0	0.23
98-06-6	tert-Butylbenzene	1.0	U	1.0	0.41
127-18-4	Tetrachloroethene	1.0	U	1.0	0.31
108-88-3	Toluene	1.0	U	1.0	0.23
156-60-5	trans-1,2-Dichloroethene	1.0	U	1.0	0.30
10061-02-6	trans-1,3-Dichloropropene	1.0	U	1.0	0.56
79-01-6	Trichloroethene	0.52	J	1.0	0.22
75-69-4	Trichlorofluoromethane	1.0	U	1.0	0.49
108-05-4	Vinyl acetate	2.0	U	2.0	0.41
75-01-4	Vinyl chloride	0.30	J	0.50	0.29
75-65-0	tert-Butyl alcohol	20	U	20	4.9
1330-20-7	Xylenes, Total	2.0	U	2.0	0.52

FORM I
GC/MS VOA ORGANICS ANALYSIS DATA SHEET

Lab Name: TestAmerica Canton | Job No.: 240-66021-1

SDG No.:

Client Sample ID: MSA-SW38C-061416 | Lab Sample ID: 240-66021-7

Matrix: Water | Lab File ID: UXM6013.D

Analysis Method: 8260C | Date Collected: 06/14/2016 11:45

Sample wt/vol: 5(mL) | Date Analyzed: 06/17/2016 02:08

Soil Aliquot Vol: | Dilution Factor: 1

Soil Extract Vol.: | GC Column: DB-624 ID: 0.18(mm)

% Moisture: | Level: (low/med) Low

Analysis Batch No.: 234854 | Units: ug/L

CAS NO.	COMPOUND NAME	RESULT	Q	RL	MDL
124-48-1	Dibromochloromethane	1.0	U	1.0	0.43

CAS NO.	SURROGATE	%REC	Q	LIMITS
17060-07-0	1,2-Dichloroethane-d4 (Surr)	93		78-125
460-00-4	4-Bromofluorobenzene (Surr)	97		61-120
2037-26-5	Toluene-d8 (Surr)	102		80-120
1868-53-7	Dibromofluoromethane (Surr)	95		79-120

FORM I
GC/MS VOA ORGANICS ANALYSIS DATA SHEET
TENTATIVELY IDENTIFIED COMPOUNDS

Lab Name: TestAmerica Canton Job No.: 240-66021-1

SDG No.:

Client Sample ID: MSA-SW38C-061416 Lab Sample ID: 240-66021-7

Matrix: Water Lab File ID: UXM6013.D

Analysis Method: 8260C Date Collected: 06/14/2016 11:45

Sample wt/vol: 5(mL) Date Analyzed: 06/17/2016 02:08

Soil Aliquot Vol: Dilution Factor: 1

Soil Extract Vol.: GC Column: DB-624 ID: 0.18(mm)

% Moisture: Level: (low/med) Low

Analysis Batch No.: 234854 Units: ug/L

Number TICs Found: 0 TIC Result Total: 0

CAS NO.	COMPOUND NAME	RT	RESULT	Q
	Tentatively Identified Compound		None	

FORM I
GC/MS VOA ORGANICS ANALYSIS DATA SHEET
TARGETED TENATIVELY IDENTIFIED COMPOUNDS

Lab Name: TestAmerica Canton | Job No.: 240-66021-1

SDG No.:

Client Sample ID: MSA-SW38C-061416 | Lab Sample ID: 240-66021-7

Matrix: Water | Lab File ID: UXM6013.D

Analysis Method: 8260C | Date Collected: 06/14/2016 11:45

Sample wt/vol: 5(mL) | Date Analyzed: 06/17/2016 02:08

Soil Aliquot Vol: | Dilution Factor: 1

Soil Extract Vol.: | GC Column: DB-624 ID: 0.18(mm)

% Moisture: | Level: (low/med) Low

Analysis Batch No.: 234854 | Units: ug/L

CAS NO.	COMPOUND NAME	RT	RESULT	Q
75-45-6	Chlorodifluoromethane TIC		1.0	U

FORM I
GC/MS VOA ORGANICS ANALYSIS DATA SHEET

Lab Name: TestAmerica Canton | Job No.: 240-66021-1

SDG No.:

Client Sample ID: MSA-SW38D-061416 | Lab Sample ID: 240-66021-8

Matrix: Water | Lab File ID: UXM6014.D

Analysis Method: 8260C | Date Collected: 06/14/2016 11:49

Sample wt/vol: 5(mL) | Date Analyzed: 06/17/2016 02:31

Soil Aliquot Vol: | Dilution Factor: 1

Soil Extract Vol.: | GC Column: DB-624 ID: 0.18(mm)

% Moisture: | Level: (low/med) Low

Analysis Batch No.: 234854 | Units: ug/L

CAS NO.	COMPOUND NAME	RESULT	Q	RL	MDL
630-20-6	1,1,1,2-Tetrachloroethane	1.0	U	1.0	0.28
71-55-6	1,1,1-Trichloroethane	1.0	U	1.0	0.44
79-34-5	1,1,2,2-Tetrachloroethane	1.0	U	1.0	0.22
76-13-1	1,1,2-Trichloro-1,2,2-trichfluoroeth ane	1.0	U	1.0	0.45
75-34-3	1,1-Dichloroethane	1.0	U	1.0	0.30
75-35-4	1,1-Dichloroethene	1.0	U	1.0	0.45
563-58-6	1,1-Dichloropropene	1.0	U	1.0	0.42
87-61-6	1,2,3-Trichlorobenzene	1.0	U	1.0	0.37
96-18-4	1,2,3-Trichloropropane	1.0	U	1.0	0.44
526-73-8	1,2,3-Trimethylbenzene	5.0	U	5.0	0.47
120-82-1	1,2,4-Trichlorobenzene	1.0	U	1.0	0.32
95-63-6	1,2,4-Trimethylbenzene	1.0	U	1.0	0.41
96-12-8	1,2-Dibromo-3-Chloropropane	5.0	U	5.0	0.82
95-50-1	1,2-Dichlorobenzene	1.0	U	1.0	0.25
107-06-2	1,2-Dichloroethane	1.0	U	1.0	0.23
78-87-5	1,2-Dichloropropane	1.0	U	1.0	0.25
541-73-1	1,3-Dichlorobenzene	1.0	U	1.0	0.19
142-28-9	1,3-Dichloropropane	1.0	U	1.0	0.19
106-46-7	1,4-Dichlorobenzene	1.0	U	1.0	0.27
594-20-7	2,2-Dichloropropane	1.0	U	1.0	0.26
110-75-8	2-Chloroethyl vinyl ether	10	U	10	0.59
95-49-8	2-Chlorotoluene	1.0	U	1.0	0.40
591-78-6	2-Hexanone	5.0	U	5.0	0.48
108-86-1	Bromobenzene	1.0	U	1.0	0.35
74-97-5	Bromochloromethane	1.0	U	1.0	0.50
106-43-4	4-Chlorotoluene	1.0	U	1.0	0.29
99-87-6	p-Isopropyltoluene	1.0	U	1.0	0.43
67-64-1	Acetone	5.0	U	5.0	0.94
71-43-2	Benzene	1.0	U	1.0	0.35
75-25-2	Bromoform	1.0	U	1.0	0.56
74-83-9	Bromomethane	1.0	U	1.0	0.44
75-15-0	Carbon disulfide	1.0	U	1.0	0.38
56-23-5	Carbon tetrachloride	1.0	U	1.0	0.43
108-90-7	Chlorobenzene	1.0	U	1.0	0.25
75-00-3	Chloroethane	1.0	U	1.0	0.32

FORM I
GC/MS VOA ORGANICS ANALYSIS DATA SHEET

Lab Name: TestAmerica Canton | Job No.: 240-66021-1

SDG No.:

Client Sample ID: MSA-SW38D-061416 | Lab Sample ID: 240-66021-8

Matrix: Water | Lab File ID: UXM6014.D

Analysis Method: 8260C | Date Collected: 06/14/2016 11:49

Sample wt/vol: 5(mL) | Date Analyzed: 06/17/2016 02:31

Soil Aliquot Vol: | Dilution Factor: 1

Soil Extract Vol.: | GC Column: DB-624 ID: 0.18(mm)

% Moisture: | Level: (low/med) Low

Analysis Batch No.: 234854 | Units: ug/L

CAS NO.	COMPOUND NAME	RESULT	Q	RL	MDL
67-66-3	Chloroform	1.0	U	1.0	0.25
74-87-3	Chloromethane	1.0	U	1.0	0.44
156-59-2	cis-1,2-Dichloroethene	0.45	J	1.0	0.26
10061-01-5	cis-1,3-Dichloropropene	1.0	U	1.0	0.46
87-68-3	Hexachlorobutadiene	1.0	U	1.0	0.35
74-95-3	Dibromomethane	1.0	U	1.0	0.42
75-27-4	Bromodichloromethane	1.0	U	1.0	0.29
75-71-8	Dichlorodifluoromethane	1.0	U	1.0	0.32
100-41-4	Ethylbenzene	1.0	U	1.0	0.25
106-93-4	1,2-Dibromoethane	1.0	U	1.0	0.32
108-20-3	Diisopropyl ether	5.0	U	5.0	0.50
91-20-3	Naphthalene	1.0	U	1.0	0.45
179601-23-1	m-Xylene & p-Xylene	2.0	U	2.0	0.24
104-51-8	n-Butylbenzene	1.0	U	1.0	0.31
98-82-8	Isopropylbenzene	1.0	U	1.0	0.35
103-65-1	n-Propylbenzene	1.0	U	1.0	0.40
78-93-3	2-Butanone	5.0	U	5.0	0.53
108-10-1	4-Methyl-2-pentanone	5.0	U	5.0	0.99
135-98-8	sec-Butylbenzene	1.0	U	1.0	0.48
1634-04-4	Methyl tert-butyl ether	1.0	U	1.0	0.20
994-05-8	Tert-amyl-methyl ether (TAME)	5.0	U	5.0	0.30
75-09-2	Methylene Chloride	1.0	U	1.0	0.33
95-47-6	o-Xylene	1.0	U	1.0	0.25
100-42-5	Styrene	1.0	U	1.0	0.45
637-92-3	Ethyl-t-butyl ether (ETBE)	5.0	U	5.0	0.23
98-06-6	tert-Butylbenzene	1.0	U	1.0	0.41
127-18-4	Tetrachloroethene	1.0	U	1.0	0.31
108-88-3	Toluene	1.0	U	1.0	0.23
156-60-5	trans-1,2-Dichloroethene	1.0	U	1.0	0.30
10061-02-6	trans-1,3-Dichloropropene	1.0	U	1.0	0.56
79-01-6	Trichloroethene	0.54	J	1.0	0.22
75-69-4	Trichlorofluoromethane	1.0	U	1.0	0.49
108-05-4	Vinyl acetate	2.0	U	2.0	0.41
75-01-4	Vinyl chloride	0.50	U	0.50	0.29
75-65-0	tert-Butyl alcohol	20	U	20	4.9
1330-20-7	Xylenes, Total	2.0	U	2.0	0.52

FORM I
GC/MS VOA ORGANICS ANALYSIS DATA SHEET

Lab Name: TestAmerica Canton Job No.: 240-66021-1

SDG No.:

Client Sample ID: MSA-SW38D-061416 Lab Sample ID: 240-66021-8

Matrix: Water Lab File ID: UXM6014.D

Analysis Method: 8260C Date Collected: 06/14/2016 11:49

Sample wt/vol: 5(mL) Date Analyzed: 06/17/2016 02:31

Soil Aliquot Vol: Dilution Factor: 1

Soil Extract Vol.: GC Column: DB-624 ID: 0.18(mm)

% Moisture: Level: (low/med) Low

Analysis Batch No.: 234854 Units: ug/L

CAS NO.	COMPOUND NAME	RESULT	Q	RL	MDL
124-48-1	Dibromochloromethane	1.0	U	1.0	0.43

CAS NO.	SURROGATE	%REC	Q	LIMITS
17060-07-0	1,2-Dichloroethane-d4 (Surr)	93		78-125
460-00-4	4-Bromofluorobenzene (Surr)	96		61-120
2037-26-5	Toluene-d8 (Surr)	101		80-120
1868-53-7	Dibromofluoromethane (Surr)	92		79-120

FORM I
GC/MS VOA ORGANICS ANALYSIS DATA SHEET
TENTATIVELY IDENTIFIED COMPOUNDS

Lab Name: TestAmerica Canton Job No.: 240-66021-1

SDG No.:

Client Sample ID: MSA-SW38D-061416 Lab Sample ID: 240-66021-8

Matrix: Water Lab File ID: UXM6014.D

Analysis Method: 8260C Date Collected: 06/14/2016 11:49

Sample wt/vol: 5(mL) Date Analyzed: 06/17/2016 02:31

Soil Aliquot Vol: Dilution Factor: 1

Soil Extract Vol.: GC Column: DB-624 ID: 0.18(mm)

% Moisture: Level: (low/med) Low

Analysis Batch No.: 234854 Units: ug/L

Number TICs Found: 0 TIC Result Total: 0

CAS NO.	COMPOUND NAME	RT	RESULT	Q
	Tentatively Identified Compound		None	

FORM I
GC/MS VOA ORGANICS ANALYSIS DATA SHEET
TARGETED TENATIVELY IDENTIFIED COMPOUNDS

Lab Name: TestAmerica Canton | Job No.: 240-66021-1

SDG No.:

Client Sample ID: MSA-SW38D-061416 | Lab Sample ID: 240-66021-8

Matrix: Water | Lab File ID: UXM6014.D

Analysis Method: 8260C | Date Collected: 06/14/2016 11:49

Sample wt/vol: 5(mL) | Date Analyzed: 06/17/2016 02:31

Soil Aliquot Vol: | Dilution Factor: 1

Soil Extract Vol.: | GC Column: DB-624 ID: 0.18(mm)

% Moisture: | Level: (low/med) Low

Analysis Batch No.: 234854 | Units: ug/L

CAS NO.	COMPOUND NAME	RT	RESULT	Q
75-45-6	Chlorodifluoromethane TIC		1.0	U

FORM I
GC/MS VOA ORGANICS ANALYSIS DATA SHEET

Lab Name: TestAmerica Canton | Job No.: 240-66021-1

SDG No.:

Client Sample ID: MSA-SW39A-061416 | Lab Sample ID: 240-66021-9

Matrix: Water | Lab File ID: UXM6015.D

Analysis Method: 8260C | Date Collected: 06/14/2016 09:23

Sample wt/vol: 5(mL) | Date Analyzed: 06/17/2016 02:54

Soil Aliquot Vol: | Dilution Factor: 1

Soil Extract Vol.: | GC Column: DB-624 ID: 0.18(mm)

% Moisture: | Level: (low/med) Low

Analysis Batch No.: 234854 | Units: ug/L

CAS NO.	COMPOUND NAME	RESULT	Q	RL	MDL
630-20-6	1,1,1,2-Tetrachloroethane	1.0	U	1.0	0.28
71-55-6	1,1,1-Trichloroethane	1.0	U	1.0	0.44
79-34-5	1,1,2,2-Tetrachloroethane	1.0	U	1.0	0.22
76-13-1	1,1,2-Trichloro-1,2,2-trichfluoroeth ane	1.0	U	1.0	0.45
75-34-3	1,1-Dichloroethane	1.0	U	1.0	0.30
75-35-4	1,1-Dichloroethene	1.0	U	1.0	0.45
563-58-6	1,1-Dichloropropene	1.0	U	1.0	0.42
87-61-6	1,2,3-Trichlorobenzene	1.0	U	1.0	0.37
96-18-4	1,2,3-Trichloropropane	1.0	U	1.0	0.44
526-73-8	1,2,3-Trimethylbenzene	5.0	U	5.0	0.47
120-82-1	1,2,4-Trichlorobenzene	1.0	U	1.0	0.32
95-63-6	1,2,4-Trimethylbenzene	1.0	U	1.0	0.41
96-12-8	1,2-Dibromo-3-Chloropropane	5.0	U	5.0	0.82
95-50-1	1,2-Dichlorobenzene	1.0	U	1.0	0.25
107-06-2	1,2-Dichloroethane	1.0	U	1.0	0.23
78-87-5	1,2-Dichloropropane	1.0	U	1.0	0.25
541-73-1	1,3-Dichlorobenzene	1.0	U	1.0	0.19
142-28-9	1,3-Dichloropropane	1.0	U	1.0	0.19
106-46-7	1,4-Dichlorobenzene	1.0	U	1.0	0.27
594-20-7	2,2-Dichloropropane	1.0	U	1.0	0.26
110-75-8	2-Chloroethyl vinyl ether	10	U	10	0.59
95-49-8	2-Chlorotoluene	1.0	U	1.0	0.40
591-78-6	2-Hexanone	5.0	U	5.0	0.48
108-86-1	Bromobenzene	1.0	U	1.0	0.35
74-97-5	Bromochloromethane	1.0	U	1.0	0.50
106-43-4	4-Chlorotoluene	1.0	U	1.0	0.29
99-87-6	p-Isopropyltoluene	1.0	U	1.0	0.43
67-64-1	Acetone	5.0	U	5.0	0.94
71-43-2	Benzene	1.0	U	1.0	0.35
75-25-2	Bromoform	1.0	U	1.0	0.56
74-83-9	Bromomethane	1.0	U	1.0	0.44
75-15-0	Carbon disulfide	1.0	U	1.0	0.38
56-23-5	Carbon tetrachloride	1.0	U	1.0	0.43
108-90-7	Chlorobenzene	1.0	U	1.0	0.25
75-00-3	Chloroethane	1.0	U	1.0	0.32

FORM I
GC/MS VOA ORGANICS ANALYSIS DATA SHEET

Lab Name: TestAmerica Canton | Job No.: 240-66021-1

SDG No.:

Client Sample ID: MSA-SW39A-061416 | Lab Sample ID: 240-66021-9

Matrix: Water | Lab File ID: UXM6015.D

Analysis Method: 8260C | Date Collected: 06/14/2016 09:23

Sample wt/vol: 5(mL) | Date Analyzed: 06/17/2016 02:54

Soil Aliquot Vol: | Dilution Factor: 1

Soil Extract Vol.: | GC Column: DB-624 ID: 0.18(mm)

% Moisture: | Level: (low/med) Low

Analysis Batch No.: 234854 | Units: ug/L

CAS NO.	COMPOUND NAME	RESULT	Q	RL	MDL
67-66-3	Chloroform	1.0	U	1.0	0.25
74-87-3	Chloromethane	1.0	U	1.0	0.44
156-59-2	cis-1,2-Dichloroethene	1.0	U	1.0	0.26
10061-01-5	cis-1,3-Dichloropropene	1.0	U	1.0	0.46
87-68-3	Hexachlorobutadiene	1.0	U	1.0	0.35
74-95-3	Dibromomethane	1.0	U	1.0	0.42
75-27-4	Bromodichloromethane	1.0	U	1.0	0.29
75-71-8	Dichlorodifluoromethane	1.0	U	1.0	0.32
100-41-4	Ethylbenzene	1.0	U	1.0	0.25
106-93-4	1,2-Dibromoethane	1.0	U	1.0	0.32
108-20-3	Diisopropyl ether	5.0	U	5.0	0.50
91-20-3	Naphthalene	1.0	U	1.0	0.45
179601-23-1	m-Xylene & p-Xylene	2.0	U	2.0	0.24
104-51-8	n-Butylbenzene	1.0	U	1.0	0.31
98-82-8	Isopropylbenzene	1.0	U	1.0	0.35
103-65-1	n-Propylbenzene	1.0	U	1.0	0.40
78-93-3	2-Butanone	5.0	U	5.0	0.53
108-10-1	4-Methyl-2-pentanone	5.0	U	5.0	0.99
135-98-8	sec-Butylbenzene	1.0	U	1.0	0.48
1634-04-4	Methyl tert-butyl ether	1.0	U	1.0	0.20
994-05-8	Tert-amyl-methyl ether (TAME)	5.0	U	5.0	0.30
75-09-2	Methylene Chloride	1.0	U	1.0	0.33
95-47-6	o-Xylene	1.0	U	1.0	0.25
100-42-5	Styrene	1.0	U	1.0	0.45
637-92-3	Ethyl-t-butyl ether (ETBE)	5.0	U	5.0	0.23
98-06-6	tert-Butylbenzene	1.0	U	1.0	0.41
127-18-4	Tetrachloroethene	1.0	U	1.0	0.31
108-88-3	Toluene	1.0	U	1.0	0.23
156-60-5	trans-1,2-Dichloroethene	1.0	U	1.0	0.30
10061-02-6	trans-1,3-Dichloropropene	1.0	U	1.0	0.56
79-01-6	Trichloroethene	0.29	J	1.0	0.22
75-69-4	Trichlorofluoromethane	1.0	U	1.0	0.49
108-05-4	Vinyl acetate	2.0	U	2.0	0.41
75-01-4	Vinyl chloride	0.50	U	0.50	0.29
75-65-0	tert-Butyl alcohol	20	U	20	4.9
1330-20-7	Xylenes, Total	2.0	U	2.0	0.52

FORM I
GC/MS VOA ORGANICS ANALYSIS DATA SHEET

Lab Name: TestAmerica Canton Job No.: 240-66021-1

SDG No.:

Client Sample ID: MSA-SW39A-061416 Lab Sample ID: 240-66021-9

Matrix: Water Lab File ID: UXM6015.D

Analysis Method: 8260C Date Collected: 06/14/2016 09:23

Sample wt/vol: 5(mL) Date Analyzed: 06/17/2016 02:54

Soil Aliquot Vol: Dilution Factor: 1

Soil Extract Vol.: GC Column: DB-624 ID: 0.18(mm)

% Moisture: Level: (low/med) Low

Analysis Batch No.: 234854 Units: ug/L

CAS NO.	COMPOUND NAME	RESULT	Q	RL	MDL
124-48-1	Dibromochloromethane	1.0	U	1.0	0.43

CAS NO.	SURROGATE	%REC	Q	LIMITS
17060-07-0	1,2-Dichloroethane-d4 (Surr)	93		78-125
460-00-4	4-Bromofluorobenzene (Surr)	95		61-120
2037-26-5	Toluene-d8 (Surr)	99		80-120
1868-53-7	Dibromofluoromethane (Surr)	94		79-120

FORM I
GC/MS VOA ORGANICS ANALYSIS DATA SHEET
TENTATIVELY IDENTIFIED COMPOUNDS

Lab Name: TestAmerica Canton Job No.: 240-66021-1

SDG No.:

Client Sample ID: MSA-SW39A-061416 Lab Sample ID: 240-66021-9

Matrix: Water Lab File ID: UXM6015.D

Analysis Method: 8260C Date Collected: 06/14/2016 09:23

Sample wt/vol: 5(mL) Date Analyzed: 06/17/2016 02:54

Soil Aliquot Vol: Dilution Factor: 1

Soil Extract Vol.: GC Column: DB-624 ID: 0.18(mm)

% Moisture: Level: (low/med) Low

Analysis Batch No.: 234854 Units: ug/L

Number TICs Found: 0 TIC Result Total: 0

CAS NO.	COMPOUND NAME	RT	RESULT	Q
	Tentatively Identified Compound		None	

FORM I
GC/MS VOA ORGANICS ANALYSIS DATA SHEET
TARGETED TENATIVELY IDENTIFIED COMPOUNDS

Lab Name: TestAmerica Canton Job No.: 240-66021-1

SDG No.:

Client Sample ID: MSA-SW39A-061416 Lab Sample ID: 240-66021-9

Matrix: Water Lab File ID: UXM6015.D

Analysis Method: 8260C Date Collected: 06/14/2016 09:23

Sample wt/vol: 5(mL) Date Analyzed: 06/17/2016 02:54

Soil Aliquot Vol: Dilution Factor: 1

Soil Extract Vol.: GC Column: DB-624 ID: 0.18(mm)

% Moisture: Level: (low/med) Low

Analysis Batch No.: 234854 Units: ug/L

CAS NO.	COMPOUND NAME	RT	RESULT	Q
75-45-6	Chlorodifluoromethane TIC		1.0	U

FORM I
GC/MS VOA ORGANICS ANALYSIS DATA SHEET

Lab Name: TestAmerica Canton | Job No.: 240-66021-1

SDG No.:

Client Sample ID: MSA-SW39B-061416 | Lab Sample ID: 240-66021-10

Matrix: Water | Lab File ID: UXM6016.D

Analysis Method: 8260C | Date Collected: 06/14/2016 09:32

Sample wt/vol: 5(mL) | Date Analyzed: 06/17/2016 03:16

Soil Aliquot Vol: | Dilution Factor: 1

Soil Extract Vol.: | GC Column: DB-624 ID: 0.18(mm)

% Moisture: | Level: (low/med) Low

Analysis Batch No.: 234854 | Units: ug/L

CAS NO.	COMPOUND NAME	RESULT	Q	RL	MDL
630-20-6	1,1,1,2-Tetrachloroethane	1.0	U	1.0	0.28
71-55-6	1,1,1-Trichloroethane	1.0	U	1.0	0.44
79-34-5	1,1,2,2-Tetrachloroethane	1.0	U	1.0	0.22
76-13-1	1,1,2-Trichloro-1,2,2-trichfluoroeth ane	1.0	U	1.0	0.45
75-34-3	1,1-Dichloroethane	1.0	U	1.0	0.30
75-35-4	1,1-Dichloroethene	1.0	U	1.0	0.45
563-58-6	1,1-Dichloropropene	1.0	U	1.0	0.42
87-61-6	1,2,3-Trichlorobenzene	1.0	U	1.0	0.37
96-18-4	1,2,3-Trichloropropane	1.0	U	1.0	0.44
526-73-8	1,2,3-Trimethylbenzene	5.0	U	5.0	0.47
120-82-1	1,2,4-Trichlorobenzene	1.0	U	1.0	0.32
95-63-6	1,2,4-Trimethylbenzene	1.0	U	1.0	0.41
96-12-8	1,2-Dibromo-3-Chloropropane	5.0	U	5.0	0.82
95-50-1	1,2-Dichlorobenzene	1.0	U	1.0	0.25
107-06-2	1,2-Dichloroethane	1.0	U	1.0	0.23
78-87-5	1,2-Dichloropropane	1.0	U	1.0	0.25
541-73-1	1,3-Dichlorobenzene	1.0	U	1.0	0.19
142-28-9	1,3-Dichloropropane	1.0	U	1.0	0.19
106-46-7	1,4-Dichlorobenzene	1.0	U	1.0	0.27
594-20-7	2,2-Dichloropropane	1.0	U	1.0	0.26
110-75-8	2-Chloroethyl vinyl ether	10	U	10	0.59
95-49-8	2-Chlorotoluene	1.0	U	1.0	0.40
591-78-6	2-Hexanone	5.0	U	5.0	0.48
108-86-1	Bromobenzene	1.0	U	1.0	0.35
74-97-5	Bromochloromethane	1.0	U	1.0	0.50
106-43-4	4-Chlorotoluene	1.0	U	1.0	0.29
99-87-6	p-Isopropyltoluene	1.0	U	1.0	0.43
67-64-1	Acetone	5.0	U	5.0	0.94
71-43-2	Benzene	1.0	U	1.0	0.35
75-25-2	Bromoform	1.0	U	1.0	0.56
74-83-9	Bromomethane	1.0	U	1.0	0.44
75-15-0	Carbon disulfide	1.0	U	1.0	0.38
56-23-5	Carbon tetrachloride	1.0	U	1.0	0.43
108-90-7	Chlorobenzene	1.0	U	1.0	0.25
75-00-3	Chloroethane	1.0	U	1.0	0.32

FORM I
GC/MS VOA ORGANICS ANALYSIS DATA SHEET

Lab Name: TestAmerica Canton | Job No.: 240-66021-1

SDG No.:

Client Sample ID: MSA-SW39B-061416 | Lab Sample ID: 240-66021-10

Matrix: Water | Lab File ID: UXM6016.D

Analysis Method: 8260C | Date Collected: 06/14/2016 09:32

Sample wt/vol: 5(mL) | Date Analyzed: 06/17/2016 03:16

Soil Aliquot Vol: | Dilution Factor: 1

Soil Extract Vol.: | GC Column: DB-624 ID: 0.18(mm)

% Moisture: | Level: (low/med) Low

Analysis Batch No.: 234854 | Units: ug/L

CAS NO.	COMPOUND NAME	RESULT	Q	RL	MDL
67-66-3	Chloroform	1.0	U	1.0	0.25
74-87-3	Chloromethane	1.0	U	1.0	0.44
156-59-2	cis-1,2-Dichloroethene	1.0	U	1.0	0.26
10061-01-5	cis-1,3-Dichloropropene	1.0	U	1.0	0.46
87-68-3	Hexachlorobutadiene	1.0	U	1.0	0.35
74-95-3	Dibromomethane	1.0	U	1.0	0.42
75-27-4	Bromodichloromethane	1.0	U	1.0	0.29
75-71-8	Dichlorodifluoromethane	1.0	U	1.0	0.32
100-41-4	Ethylbenzene	1.0	U	1.0	0.25
106-93-4	1,2-Dibromoethane	1.0	U	1.0	0.32
108-20-3	Diisopropyl ether	5.0	U	5.0	0.50
91-20-3	Naphthalene	1.0	U	1.0	0.45
179601-23-1	m-Xylene & p-Xylene	2.0	U	2.0	0.24
104-51-8	n-Butylbenzene	1.0	U	1.0	0.31
98-82-8	Isopropylbenzene	1.0	U	1.0	0.35
103-65-1	n-Propylbenzene	1.0	U	1.0	0.40
78-93-3	2-Butanone	5.0	U	5.0	0.53
108-10-1	4-Methyl-2-pentanone	5.0	U	5.0	0.99
135-98-8	sec-Butylbenzene	1.0	U	1.0	0.48
1634-04-4	Methyl tert-butyl ether	1.0	U	1.0	0.20
994-05-8	Tert-amyl-methyl ether (TAME)	5.0	U	5.0	0.30
75-09-2	Methylene Chloride	1.0	U	1.0	0.33
95-47-6	o-Xylene	1.0	U	1.0	0.25
100-42-5	Styrene	1.0	U	1.0	0.45
637-92-3	Ethyl-t-butyl ether (ETBE)	5.0	U	5.0	0.23
98-06-6	tert-Butylbenzene	1.0	U	1.0	0.41
127-18-4	Tetrachloroethene	1.0	U	1.0	0.31
108-88-3	Toluene	1.0	U	1.0	0.23
156-60-5	trans-1,2-Dichloroethene	1.0	U	1.0	0.30
10061-02-6	trans-1,3-Dichloropropene	1.0	U	1.0	0.56
79-01-6	Trichloroethene	0.29	J	1.0	0.22
75-69-4	Trichlorofluoromethane	1.0	U	1.0	0.49
108-05-4	Vinyl acetate	2.0	U	2.0	0.41
75-01-4	Vinyl chloride	0.50	U	0.50	0.29
75-65-0	tert-Butyl alcohol	20	U	20	4.9
1330-20-7	Xylenes, Total	2.0	U	2.0	0.52

FORM I
GC/MS VOA ORGANICS ANALYSIS DATA SHEET

Lab Name: TestAmerica Canton | Job No.: 240-66021-1

SDG No.:

Client Sample ID: MSA-SW39B-061416 | Lab Sample ID: 240-66021-10

Matrix: Water | Lab File ID: UXM6016.D

Analysis Method: 8260C | Date Collected: 06/14/2016 09:32

Sample wt/vol: 5(mL) | Date Analyzed: 06/17/2016 03:16

Soil Aliquot Vol: | Dilution Factor: 1

Soil Extract Vol.: | GC Column: DB-624 ID: 0.18(mm)

% Moisture: | Level: (low/med) Low

Analysis Batch No.: 234854 | Units: ug/L

CAS NO.	COMPOUND NAME	RESULT	Q	RL	MDL
124-48-1	Dibromochloromethane	1.0	U	1.0	0.43

CAS NO.	SURROGATE	%REC	Q	LIMITS
17060-07-0	1,2-Dichloroethane-d4 (Surr)	95		78-125
460-00-4	4-Bromofluorobenzene (Surr)	97		61-120
2037-26-5	Toluene-d8 (Surr)	102		80-120
1868-53-7	Dibromofluoromethane (Surr)	95		79-120

FORM I
GC/MS VOA ORGANICS ANALYSIS DATA SHEET
TENTATIVELY IDENTIFIED COMPOUNDS

Lab Name: TestAmerica Canton Job No.: 240-66021-1

SDG No.:

Client Sample ID: MSA-SW39B-061416 Lab Sample ID: 240-66021-10

Matrix: Water Lab File ID: UXM6016.D

Analysis Method: 8260C Date Collected: 06/14/2016 09:32

Sample wt/vol: 5(mL) Date Analyzed: 06/17/2016 03:16

Soil Aliquot Vol: Dilution Factor: 1

Soil Extract Vol.: GC Column: DB-624 ID: 0.18(mm)

% Moisture: Level: (low/med) Low

Analysis Batch No.: 234854 Units: ug/L

Number TICs Found: 0 TIC Result Total: 0

CAS NO.	COMPOUND NAME	RT	RESULT	Q
	Tentatively Identified Compound		None	

FORM I
GC/MS VOA ORGANICS ANALYSIS DATA SHEET
TARGETED TENATIVELY IDENTIFIED COMPOUNDS

Lab Name: TestAmerica Canton Job No.: 240-66021-1

SDG No.:

Client Sample ID: MSA-SW39B-061416 Lab Sample ID: 240-66021-10

Matrix: Water Lab File ID: UXM6016.D

Analysis Method: 8260C Date Collected: 06/14/2016 09:32

Sample wt/vol: 5(mL) Date Analyzed: 06/17/2016 03:16

Soil Aliquot Vol: Dilution Factor: 1

Soil Extract Vol.: GC Column: DB-624 ID: 0.18(mm)

% Moisture: Level: (low/med) Low

Analysis Batch No.: 234854 Units: ug/L

CAS NO.	COMPOUND NAME	RT	RESULT	Q
75-45-6	Chlorodifluoromethane TIC		1.0	U

FORM I
GC/MS VOA ORGANICS ANALYSIS DATA SHEET

Lab Name: TestAmerica Canton | Job No.: 240-66021-1

SDG No.:

Client Sample ID: MSA-SW39C-061416 | Lab Sample ID: 240-66021-11

Matrix: Water | Lab File ID: UXM6017.D

Analysis Method: 8260C | Date Collected: 06/14/2016 09:39

Sample wt/vol: 5(mL) | Date Analyzed: 06/17/2016 03:39

Soil Aliquot Vol: | Dilution Factor: 1

Soil Extract Vol.: | GC Column: DB-624 ID: 0.18(mm)

% Moisture: | Level: (low/med) Low

Analysis Batch No.: 234854 | Units: ug/L

CAS NO.	COMPOUND NAME	RESULT	Q	RL	MDL
630-20-6	1,1,1,2-Tetrachloroethane	1.0	U	1.0	0.28
71-55-6	1,1,1-Trichloroethane	1.0	U	1.0	0.44
79-34-5	1,1,2,2-Tetrachloroethane	1.0	U	1.0	0.22
76-13-1	1,1,2-Trichloro-1,2,2-trichfluoroeth ane	1.0	U	1.0	0.45
75-34-3	1,1-Dichloroethane	1.0	U	1.0	0.30
75-35-4	1,1-Dichloroethene	1.0	U	1.0	0.45
563-58-6	1,1-Dichloropropene	1.0	U	1.0	0.42
87-61-6	1,2,3-Trichlorobenzene	1.0	U	1.0	0.37
96-18-4	1,2,3-Trichloropropane	1.0	U	1.0	0.44
526-73-8	1,2,3-Trimethylbenzene	5.0	U	5.0	0.47
120-82-1	1,2,4-Trichlorobenzene	1.0	U	1.0	0.32
95-63-6	1,2,4-Trimethylbenzene	1.0	U	1.0	0.41
96-12-8	1,2-Dibromo-3-Chloropropane	5.0	U	5.0	0.82
95-50-1	1,2-Dichlorobenzene	1.0	U	1.0	0.25
107-06-2	1,2-Dichloroethane	1.0	U	1.0	0.23
78-87-5	1,2-Dichloropropane	1.0	U	1.0	0.25
541-73-1	1,3-Dichlorobenzene	1.0	U	1.0	0.19
142-28-9	1,3-Dichloropropane	1.0	U	1.0	0.19
106-46-7	1,4-Dichlorobenzene	1.0	U	1.0	0.27
594-20-7	2,2-Dichloropropane	1.0	U	1.0	0.26
110-75-8	2-Chloroethyl vinyl ether	10	U	10	0.59
95-49-8	2-Chlorotoluene	1.0	U	1.0	0.40
591-78-6	2-Hexanone	5.0	U	5.0	0.48
108-86-1	Bromobenzene	1.0	U	1.0	0.35
74-97-5	Bromochloromethane	1.0	U	1.0	0.50
106-43-4	4-Chlorotoluene	1.0	U	1.0	0.29
99-87-6	p-Isopropyltoluene	1.0	U	1.0	0.43
67-64-1	Acetone	5.0	U	5.0	0.94
71-43-2	Benzene	1.0	U	1.0	0.35
75-25-2	Bromoform	1.0	U	1.0	0.56
74-83-9	Bromomethane	1.0	U	1.0	0.44
75-15-0	Carbon disulfide	1.0	U	1.0	0.38
56-23-5	Carbon tetrachloride	1.0	U	1.0	0.43
108-90-7	Chlorobenzene	1.0	U	1.0	0.25
75-00-3	Chloroethane	1.0	U	1.0	0.32

FORM I
GC/MS VOA ORGANICS ANALYSIS DATA SHEET

Lab Name: TestAmerica Canton | Job No.: 240-66021-1

SDG No.:

Client Sample ID: MSA-SW39C-061416 | Lab Sample ID: 240-66021-11

Matrix: Water | Lab File ID: UXM6017.D

Analysis Method: 8260C | Date Collected: 06/14/2016 09:39

Sample wt/vol: 5(mL) | Date Analyzed: 06/17/2016 03:39

Soil Aliquot Vol: | Dilution Factor: 1

Soil Extract Vol.: | GC Column: DB-624 ID: 0.18(mm)

% Moisture: | Level: (low/med) Low

Analysis Batch No.: 234854 | Units: ug/L

CAS NO.	COMPOUND NAME	RESULT	Q	RL	MDL
67-66-3	Chloroform	1.0	U	1.0	0.25
74-87-3	Chloromethane	1.0	U	1.0	0.44
156-59-2	cis-1,2-Dichloroethene	0.29	J	1.0	0.26
10061-01-5	cis-1,3-Dichloropropene	1.0	U	1.0	0.46
87-68-3	Hexachlorobutadiene	1.0	U	1.0	0.35
74-95-3	Dibromomethane	1.0	U	1.0	0.42
75-27-4	Bromodichloromethane	1.0	U	1.0	0.29
75-71-8	Dichlorodifluoromethane	1.0	U	1.0	0.32
100-41-4	Ethylbenzene	1.0	U	1.0	0.25
106-93-4	1,2-Dibromoethane	1.0	U	1.0	0.32
108-20-3	Diisopropyl ether	5.0	U	5.0	0.50
91-20-3	Naphthalene	1.0	U	1.0	0.45
179601-23-1	m-Xylene & p-Xylene	2.0	U	2.0	0.24
104-51-8	n-Butylbenzene	1.0	U	1.0	0.31
98-82-8	Isopropylbenzene	1.0	U	1.0	0.35
103-65-1	n-Propylbenzene	1.0	U	1.0	0.40
78-93-3	2-Butanone	5.0	U	5.0	0.53
108-10-1	4-Methyl-2-pentanone	5.0	U	5.0	0.99
135-98-8	sec-Butylbenzene	1.0	U	1.0	0.48
1634-04-4	Methyl tert-butyl ether	1.0	U	1.0	0.20
994-05-8	Tert-amyl-methyl ether (TAME)	5.0	U	5.0	0.30
75-09-2	Methylene Chloride	1.0	U	1.0	0.33
95-47-6	o-Xylene	1.0	U	1.0	0.25
100-42-5	Styrene	1.0	U	1.0	0.45
637-92-3	Ethyl-t-butyl ether (ETBE)	5.0	U	5.0	0.23
98-06-6	tert-Butylbenzene	1.0	U	1.0	0.41
127-18-4	Tetrachloroethene	1.0	U	1.0	0.31
108-88-3	Toluene	1.0	U	1.0	0.23
156-60-5	trans-1,2-Dichloroethene	1.0	U	1.0	0.30
10061-02-6	trans-1,3-Dichloropropene	1.0	U	1.0	0.56
79-01-6	Trichloroethene	0.34	J	1.0	0.22
75-69-4	Trichlorofluoromethane	1.0	U	1.0	0.49
108-05-4	Vinyl acetate	2.0	U	2.0	0.41
75-01-4	Vinyl chloride	0.50	U	0.50	0.29
75-65-0	tert-Butyl alcohol	20	U	20	4.9
1330-20-7	Xylenes, Total	2.0	U	2.0	0.52

FORM I
GC/MS VOA ORGANICS ANALYSIS DATA SHEET

Lab Name: TestAmerica Canton | Job No.: 240-66021-1

SDG No.:

Client Sample ID: MSA-SW39C-061416 | Lab Sample ID: 240-66021-11

Matrix: Water | Lab File ID: UXM6017.D

Analysis Method: 8260C | Date Collected: 06/14/2016 09:39

Sample wt/vol: 5(mL) | Date Analyzed: 06/17/2016 03:39

Soil Aliquot Vol: | Dilution Factor: 1

Soil Extract Vol.: | GC Column: DB-624 ID: 0.18(mm)

% Moisture: | Level: (low/med) Low

Analysis Batch No.: 234854 | Units: ug/L

CAS NO.	COMPOUND NAME	RESULT	Q	RL	MDL
124-48-1	Dibromochloromethane	1.0	U	1.0	0.43

CAS NO.	SURROGATE	%REC	Q	LIMITS
17060-07-0	1,2-Dichloroethane-d4 (Surr)	97		78-125
460-00-4	4-Bromofluorobenzene (Surr)	95		61-120
2037-26-5	Toluene-d8 (Surr)	102		80-120
1868-53-7	Dibromofluoromethane (Surr)	95		79-120

FORM I
GC/MS VOA ORGANICS ANALYSIS DATA SHEET
TENTATIVELY IDENTIFIED COMPOUNDS

Lab Name: TestAmerica Canton Job No.: 240-66021-1

SDG No.:

Client Sample ID: MSA-SW39C-061416 Lab Sample ID: 240-66021-11

Matrix: Water Lab File ID: UXM6017.D

Analysis Method: 8260C Date Collected: 06/14/2016 09:39

Sample wt/vol: 5(mL) Date Analyzed: 06/17/2016 03:39

Soil Aliquot Vol: Dilution Factor: 1

Soil Extract Vol.: GC Column: DB-624 ID: 0.18(mm)

% Moisture: Level: (low/med) Low

Analysis Batch No.: 234854 Units: ug/L

Number TICs Found: 0 TIC Result Total: 0

CAS NO.	COMPOUND NAME	RT	RESULT	Q
	Tentatively Identified Compound		None	

FORM I
GC/MS VOA ORGANICS ANALYSIS DATA SHEET
TARGETED TENATIVELY IDENTIFIED COMPOUNDS

Lab Name: TestAmerica Canton | Job No.: 240-66021-1

SDG No.:

Client Sample ID: MSA-SW39C-061416 | Lab Sample ID: 240-66021-11

Matrix: Water | Lab File ID: UXM6017.D

Analysis Method: 8260C | Date Collected: 06/14/2016 09:39

Sample wt/vol: 5(mL) | Date Analyzed: 06/17/2016 03:39

Soil Aliquot Vol: | Dilution Factor: 1

Soil Extract Vol.: | GC Column: DB-624 ID: 0.18(mm)

% Moisture: | Level: (low/med) Low

Analysis Batch No.: 234854 | Units: ug/L

CAS NO.	COMPOUND NAME	RT	RESULT	Q
75-45-6	Chlorodifluoromethane TIC		1.0	U

FORM I
GC/MS VOA ORGANICS ANALYSIS DATA SHEET

Lab Name: TestAmerica Canton | Job No.: 240-66021-1

SDG No.:

Client Sample ID: MSA-SW39D-061416 | Lab Sample ID: 240-66021-12

Matrix: Water | Lab File ID: UXM6018.D

Analysis Method: 8260C | Date Collected: 06/14/2016 09:45

Sample wt/vol: 5(mL) | Date Analyzed: 06/17/2016 04:02

Soil Aliquot Vol: | Dilution Factor: 1

Soil Extract Vol.: | GC Column: DB-624 ID: 0.18(mm)

% Moisture: | Level: (low/med) Low

Analysis Batch No.: 234854 | Units: ug/L

CAS NO.	COMPOUND NAME	RESULT	Q	RL	MDL
630-20-6	1,1,1,2-Tetrachloroethane	1.0	U	1.0	0.28
71-55-6	1,1,1-Trichloroethane	1.0	U	1.0	0.44
79-34-5	1,1,2,2-Tetrachloroethane	1.0	U	1.0	0.22
76-13-1	1,1,2-Trichloro-1,2,2-trichfluoroeth ane	1.0	U	1.0	0.45
75-34-3	1,1-Dichloroethane	1.0	U	1.0	0.30
75-35-4	1,1-Dichloroethene	1.0	U	1.0	0.45
563-58-6	1,1-Dichloropropene	1.0	U	1.0	0.42
87-61-6	1,2,3-Trichlorobenzene	1.0	U	1.0	0.37
96-18-4	1,2,3-Trichloropropane	1.0	U	1.0	0.44
526-73-8	1,2,3-Trimethylbenzene	5.0	U	5.0	0.47
120-82-1	1,2,4-Trichlorobenzene	1.0	U	1.0	0.32
95-63-6	1,2,4-Trimethylbenzene	1.0	U	1.0	0.41
96-12-8	1,2-Dibromo-3-Chloropropane	5.0	U	5.0	0.82
95-50-1	1,2-Dichlorobenzene	1.0	U	1.0	0.25
107-06-2	1,2-Dichloroethane	1.0	U	1.0	0.23
78-87-5	1,2-Dichloropropane	1.0	U	1.0	0.25
541-73-1	1,3-Dichlorobenzene	1.0	U	1.0	0.19
142-28-9	1,3-Dichloropropane	1.0	U	1.0	0.19
106-46-7	1,4-Dichlorobenzene	1.0	U	1.0	0.27
594-20-7	2,2-Dichloropropane	1.0	U	1.0	0.26
110-75-8	2-Chloroethyl vinyl ether	10	U	10	0.59
95-49-8	2-Chlorotoluene	1.0	U	1.0	0.40
591-78-6	2-Hexanone	5.0	U	5.0	0.48
108-86-1	Bromobenzene	1.0	U	1.0	0.35
74-97-5	Bromochloromethane	1.0	U	1.0	0.50
106-43-4	4-Chlorotoluene	1.0	U	1.0	0.29
99-87-6	p-Isopropyltoluene	1.0	U	1.0	0.43
67-64-1	Acetone	5.0	U	5.0	0.94
71-43-2	Benzene	1.0	U	1.0	0.35
75-25-2	Bromoform	1.0	U	1.0	0.56
74-83-9	Bromomethane	1.0	U	1.0	0.44
75-15-0	Carbon disulfide	1.0	U	1.0	0.38
56-23-5	Carbon tetrachloride	1.0	U	1.0	0.43
108-90-7	Chlorobenzene	1.0	U	1.0	0.25
75-00-3	Chloroethane	1.0	U	1.0	0.32

FORM I
GC/MS VOA ORGANICS ANALYSIS DATA SHEET

Lab Name: TestAmerica Canton | Job No.: 240-66021-1

SDG No.:

Client Sample ID: MSA-SW39D-061416 | Lab Sample ID: 240-66021-12

Matrix: Water | Lab File ID: UXM6018.D

Analysis Method: 8260C | Date Collected: 06/14/2016 09:45

Sample wt/vol: 5(mL) | Date Analyzed: 06/17/2016 04:02

Soil Aliquot Vol: | Dilution Factor: 1

Soil Extract Vol.: | GC Column: DB-624 ID: 0.18(mm)

% Moisture: | Level: (low/med) Low

Analysis Batch No.: 234854 | Units: ug/L

CAS NO.	COMPOUND NAME	RESULT	Q	RL	MDL
67-66-3	Chloroform	1.0	U	1.0	0.25
74-87-3	Chloromethane	1.0	U	1.0	0.44
156-59-2	cis-1,2-Dichloroethene	0.83	J	1.0	0.26
10061-01-5	cis-1,3-Dichloropropene	1.0	U	1.0	0.46
87-68-3	Hexachlorobutadiene	1.0	U	1.0	0.35
74-95-3	Dibromomethane	1.0	U	1.0	0.42
75-27-4	Bromodichloromethane	1.0	U	1.0	0.29
75-71-8	Dichlorodifluoromethane	1.0	U	1.0	0.32
100-41-4	Ethylbenzene	1.0	U	1.0	0.25
106-93-4	1,2-Dibromoethane	1.0	U	1.0	0.32
108-20-3	Diisopropyl ether	5.0	U	5.0	0.50
91-20-3	Naphthalene	1.0	U	1.0	0.45
179601-23-1	m-Xylene & p-Xylene	2.0	U	2.0	0.24
104-51-8	n-Butylbenzene	1.0	U	1.0	0.31
98-82-8	Isopropylbenzene	1.0	U	1.0	0.35
103-65-1	n-Propylbenzene	1.0	U	1.0	0.40
78-93-3	2-Butanone	5.0	U	5.0	0.53
108-10-1	4-Methyl-2-pentanone	5.0	U	5.0	0.99
135-98-8	sec-Butylbenzene	1.0	U	1.0	0.48
1634-04-4	Methyl tert-butyl ether	1.0	U	1.0	0.20
994-05-8	Tert-amyl-methyl ether (TAME)	5.0	U	5.0	0.30
75-09-2	Methylene Chloride	1.0	U	1.0	0.33
95-47-6	o-Xylene	1.0	U	1.0	0.25
100-42-5	Styrene	1.0	U	1.0	0.45
637-92-3	Ethyl-t-butyl ether (ETBE)	5.0	U	5.0	0.23
98-06-6	tert-Butylbenzene	1.0	U	1.0	0.41
127-18-4	Tetrachloroethene	1.0	U	1.0	0.31
108-88-3	Toluene	1.0	U	1.0	0.23
156-60-5	trans-1,2-Dichloroethene	1.0	U	1.0	0.30
10061-02-6	trans-1,3-Dichloropropene	1.0	U	1.0	0.56
79-01-6	Trichloroethene	0.79	J	1.0	0.22
75-69-4	Trichlorofluoromethane	1.0	U	1.0	0.49
108-05-4	Vinyl acetate	2.0	U	2.0	0.41
75-01-4	Vinyl chloride	0.50	U	0.50	0.29
75-65-0	tert-Butyl alcohol	20	U	20	4.9
1330-20-7	Xylenes, Total	2.0	U	2.0	0.52

FORM I
GC/MS VOA ORGANICS ANALYSIS DATA SHEET

Lab Name: TestAmerica Canton | Job No.: 240-66021-1

SDG No.:

Client Sample ID: MSA-SW39D-061416 | Lab Sample ID: 240-66021-12

Matrix: Water | Lab File ID: UXM6018.D

Analysis Method: 8260C | Date Collected: 06/14/2016 09:45

Sample wt/vol: 5(mL) | Date Analyzed: 06/17/2016 04:02

Soil Aliquot Vol: | Dilution Factor: 1

Soil Extract Vol.: | GC Column: DB-624 ID: 0.18(mm)

% Moisture: | Level: (low/med) Low

Analysis Batch No.: 234854 | Units: ug/L

CAS NO.	COMPOUND NAME	RESULT	Q	RL	MDL
124-48-1	Dibromochloromethane	1.0	U	1.0	0.43

CAS NO.	SURROGATE	%REC	Q	LIMITS
17060-07-0	1,2-Dichloroethane-d4 (Surr)	96		78-125
460-00-4	4-Bromofluorobenzene (Surr)	97		61-120
2037-26-5	Toluene-d8 (Surr)	102		80-120
1868-53-7	Dibromofluoromethane (Surr)	94		79-120

FORM I
GC/MS VOA ORGANICS ANALYSIS DATA SHEET
TENTATIVELY IDENTIFIED COMPOUNDS

Lab Name: TestAmerica Canton Job No.: 240-66021-1

SDG No.:

Client Sample ID: MSA-SW39D-061416 Lab Sample ID: 240-66021-12

Matrix: Water Lab File ID: UXM6018.D

Analysis Method: 8260C Date Collected: 06/14/2016 09:45

Sample wt/vol: 5(mL) Date Analyzed: 06/17/2016 04:02

Soil Aliquot Vol: Dilution Factor: 1

Soil Extract Vol.: GC Column: DB-624 ID: 0.18(mm)

% Moisture: Level: (low/med) Low

Analysis Batch No.: 234854 Units: ug/L

Number TICs Found: 0 TIC Result Total: 0

CAS NO.	COMPOUND NAME	RT	RESULT	Q
	Tentatively Identified Compound		None	

FORM I
GC/MS VOA ORGANICS ANALYSIS DATA SHEET
TARGETED TENATIVELY IDENTIFIED COMPOUNDS

Lab Name: TestAmerica Canton Job No.: 240-66021-1

SDG No.:

Client Sample ID: MSA-SW39D-061416 Lab Sample ID: 240-66021-12

Matrix: Water Lab File ID: UXM6018.D

Analysis Method: 8260C Date Collected: 06/14/2016 09:45

Sample wt/vol: 5(mL) Date Analyzed: 06/17/2016 04:02

Soil Aliquot Vol: Dilution Factor: 1

Soil Extract Vol.: GC Column: DB-624 ID: 0.18(mm)

% Moisture: Level: (low/med) Low

Analysis Batch No.: 234854 Units: ug/L

CAS NO.	COMPOUND NAME	RT	RESULT	Q
75-45-6	Chlorodifluoromethane TIC		1.0	U

FORM I
GC/MS VOA ORGANICS ANALYSIS DATA SHEET

Lab Name: TestAmerica Canton | Job No.: 240-66021-1

SDG No.:

Client Sample ID: MSA-SW40A-061416 | Lab Sample ID: 240-66021-13

Matrix: Water | Lab File ID: UXM6019.D

Analysis Method: 8260C | Date Collected: 06/14/2016 12:00

Sample wt/vol: 5(mL) | Date Analyzed: 06/17/2016 04:24

Soil Aliquot Vol: | Dilution Factor: 1

Soil Extract Vol.: | GC Column: DB-624 ID: 0.18(mm)

% Moisture: | Level: (low/med) Low

Analysis Batch No.: 234854 | Units: ug/L

CAS NO.	COMPOUND NAME	RESULT	Q	RL	MDL
630-20-6	1,1,1,2-Tetrachloroethane	1.0	U	1.0	0.28
71-55-6	1,1,1-Trichloroethane	1.0	U	1.0	0.44
79-34-5	1,1,2,2-Tetrachloroethane	1.0	U	1.0	0.22
76-13-1	1,1,2-Trichloro-1,2,2-trichfluoroeth ane	1.0	U	1.0	0.45
75-34-3	1,1-Dichloroethane	1.0	U	1.0	0.30
75-35-4	1,1-Dichloroethene	1.0	U	1.0	0.45
563-58-6	1,1-Dichloropropene	1.0	U	1.0	0.42
87-61-6	1,2,3-Trichlorobenzene	1.0	U	1.0	0.37
96-18-4	1,2,3-Trichloropropane	1.0	U	1.0	0.44
526-73-8	1,2,3-Trimethylbenzene	5.0	U	5.0	0.47
120-82-1	1,2,4-Trichlorobenzene	1.0	U	1.0	0.32
95-63-6	1,2,4-Trimethylbenzene	1.0	U	1.0	0.41
96-12-8	1,2-Dibromo-3-Chloropropane	5.0	U	5.0	0.82
95-50-1	1,2-Dichlorobenzene	1.0	U	1.0	0.25
107-06-2	1,2-Dichloroethane	1.0	U	1.0	0.23
78-87-5	1,2-Dichloropropane	1.0	U	1.0	0.25
541-73-1	1,3-Dichlorobenzene	1.0	U	1.0	0.19
142-28-9	1,3-Dichloropropane	1.0	U	1.0	0.19
106-46-7	1,4-Dichlorobenzene	1.0	U	1.0	0.27
594-20-7	2,2-Dichloropropane	1.0	U	1.0	0.26
110-75-8	2-Chloroethyl vinyl ether	10	U	10	0.59
95-49-8	2-Chlorotoluene	1.0	U	1.0	0.40
591-78-6	2-Hexanone	5.0	U	5.0	0.48
108-86-1	Bromobenzene	1.0	U	1.0	0.35
74-97-5	Bromochloromethane	1.0	U	1.0	0.50
106-43-4	4-Chlorotoluene	1.0	U	1.0	0.29
99-87-6	p-Isopropyltoluene	1.0	U	1.0	0.43
67-64-1	Acetone	5.0	U	5.0	0.94
71-43-2	Benzene	1.0	U	1.0	0.35
75-25-2	Bromoform	1.0	U	1.0	0.56
74-83-9	Bromomethane	1.0	U	1.0	0.44
75-15-0	Carbon disulfide	1.0	U	1.0	0.38
56-23-5	Carbon tetrachloride	1.0	U	1.0	0.43
108-90-7	Chlorobenzene	1.0	U	1.0	0.25
75-00-3	Chloroethane	1.0	U	1.0	0.32

FORM I
GC/MS VOA ORGANICS ANALYSIS DATA SHEET

Lab Name: TestAmerica Canton | Job No.: 240-66021-1

SDG No.:

Client Sample ID: MSA-SW40A-061416 | Lab Sample ID: 240-66021-13

Matrix: Water | Lab File ID: UXM6019.D

Analysis Method: 8260C | Date Collected: 06/14/2016 12:00

Sample wt/vol: 5(mL) | Date Analyzed: 06/17/2016 04:24

Soil Aliquot Vol: | Dilution Factor: 1

Soil Extract Vol.: | GC Column: DB-624 ID: 0.18(mm)

% Moisture: | Level: (low/med) Low

Analysis Batch No.: 234854 | Units: ug/L

CAS NO.	COMPOUND NAME	RESULT	Q	RL	MDL
67-66-3	Chloroform	1.0	U	1.0	0.25
74-87-3	Chloromethane	1.0	U	1.0	0.44
156-59-2	cis-1,2-Dichloroethene	1.7		1.0	0.26
10061-01-5	cis-1,3-Dichloropropene	1.0	U	1.0	0.46
87-68-3	Hexachlorobutadiene	1.0	U	1.0	0.35
74-95-3	Dibromomethane	1.0	U	1.0	0.42
75-27-4	Bromodichloromethane	1.0	U	1.0	0.29
75-71-8	Dichlorodifluoromethane	1.0	U	1.0	0.32
100-41-4	Ethylbenzene	1.0	U	1.0	0.25
106-93-4	1,2-Dibromoethane	1.0	U	1.0	0.32
108-20-3	Diisopropyl ether	5.0	U	5.0	0.50
91-20-3	Naphthalene	1.0	U	1.0	0.45
179601-23-1	m-Xylene & p-Xylene	2.0	U	2.0	0.24
104-51-8	n-Butylbenzene	1.0	U	1.0	0.31
98-82-8	Isopropylbenzene	1.0	U	1.0	0.35
103-65-1	n-Propylbenzene	1.0	U	1.0	0.40
78-93-3	2-Butanone	5.0	U	5.0	0.53
108-10-1	4-Methyl-2-pentanone	5.0	U	5.0	0.99
135-98-8	sec-Butylbenzene	1.0	U	1.0	0.48
1634-04-4	Methyl tert-butyl ether	1.0	U	1.0	0.20
994-05-8	Tert-amyl-methyl ether (TAME)	5.0	U	5.0	0.30
75-09-2	Methylene Chloride	1.0	U	1.0	0.33
95-47-6	o-Xylene	1.0	U	1.0	0.25
100-42-5	Styrene	1.0	U	1.0	0.45
637-92-3	Ethyl-t-butyl ether (ETBE)	5.0	U	5.0	0.23
98-06-6	tert-Butylbenzene	1.0	U	1.0	0.41
127-18-4	Tetrachloroethene	1.0	U	1.0	0.31
108-88-3	Toluene	1.0	U	1.0	0.23
156-60-5	trans-1,2-Dichloroethene	1.0	U	1.0	0.30
10061-02-6	trans-1,3-Dichloropropene	1.0	U	1.0	0.56
79-01-6	Trichloroethene	1.6		1.0	0.22
75-69-4	Trichlorofluoromethane	1.0	U	1.0	0.49
108-05-4	Vinyl acetate	2.0	U	2.0	0.41
75-01-4	Vinyl chloride	1.0		0.50	0.29
75-65-0	tert-Butyl alcohol	20	U	20	4.9
1330-20-7	Xylenes, Total	2.0	U	2.0	0.52

FORM I
GC/MS VOA ORGANICS ANALYSIS DATA SHEET

Lab Name: TestAmerica Canton | Job No.: 240-66021-1

SDG No.:

Client Sample ID: MSA-SW40A-061416 | Lab Sample ID: 240-66021-13

Matrix: Water | Lab File ID: UXM6019.D

Analysis Method: 8260C | Date Collected: 06/14/2016 12:00

Sample wt/vol: 5(mL) | Date Analyzed: 06/17/2016 04:24

Soil Aliquot Vol: | Dilution Factor: 1

Soil Extract Vol.: | GC Column: DB-624 ID: 0.18(mm)

% Moisture: | Level: (low/med) Low

Analysis Batch No.: 234854 | Units: ug/L

CAS NO.	COMPOUND NAME	RESULT	Q	RL	MDL
124-48-1	Dibromochloromethane	1.0	U	1.0	0.43

CAS NO.	SURROGATE	%REC	Q	LIMITS
17060-07-0	1,2-Dichloroethane-d4 (Surr)	95		78-125
460-00-4	4-Bromofluorobenzene (Surr)	96		61-120
2037-26-5	Toluene-d8 (Surr)	101		80-120
1868-53-7	Dibromofluoromethane (Surr)	92		79-120

FORM I
GC/MS VOA ORGANICS ANALYSIS DATA SHEET
TENTATIVELY IDENTIFIED COMPOUNDS

Lab Name: TestAmerica Canton Job No.: 240-66021-1

SDG No.:

Client Sample ID: MSA-SW40A-061416 Lab Sample ID: 240-66021-13

Matrix: Water Lab File ID: UXM6019.D

Analysis Method: 8260C Date Collected: 06/14/2016 12:00

Sample wt/vol: 5(mL) Date Analyzed: 06/17/2016 04:24

Soil Aliquot Vol: Dilution Factor: 1

Soil Extract Vol.: GC Column: DB-624 ID: 0.18(mm)

% Moisture: Level: (low/med) Low

Analysis Batch No.: 234854 Units: ug/L

Number TICs Found: 0 TIC Result Total: 0

CAS NO.	COMPOUND NAME	RT	RESULT	Q
	Tentatively Identified Compound		None	

FORM I
GC/MS VOA ORGANICS ANALYSIS DATA SHEET
TARGETED TENATIVELY IDENTIFIED COMPOUNDS

Lab Name: TestAmerica Canton Job No.: 240-66021-1

SDG No.:

Client Sample ID: MSA-SW40A-061416 Lab Sample ID: 240-66021-13

Matrix: Water Lab File ID: UXM6019.D

Analysis Method: 8260C Date Collected: 06/14/2016 12:00

Sample wt/vol: 5(mL) Date Analyzed: 06/17/2016 04:24

Soil Aliquot Vol: Dilution Factor: 1

Soil Extract Vol.: GC Column: DB-624 ID: 0.18(mm)

% Moisture: Level: (low/med) Low

Analysis Batch No.: 234854 Units: ug/L

CAS NO.	COMPOUND NAME	RT	RESULT	Q
75-45-6	Chlorodifluoromethane TIC		1.0	U

FORM I
GC/MS VOA ORGANICS ANALYSIS DATA SHEET

Lab Name: TestAmerica Canton | Job No.: 240-66021-1

SDG No.:

Client Sample ID: MSA-SW40B-061416 | Lab Sample ID: 240-66021-14

Matrix: Water | Lab File ID: UXM6020.D

Analysis Method: 8260C | Date Collected: 06/14/2016 12:05

Sample wt/vol: 5(mL) | Date Analyzed: 06/17/2016 04:47

Soil Aliquot Vol: | Dilution Factor: 1

Soil Extract Vol.: | GC Column: DB-624 ID: 0.18(mm)

% Moisture: | Level: (low/med) Low

Analysis Batch No.: 234854 | Units: ug/L

CAS NO.	COMPOUND NAME	RESULT	Q	RL	MDL
630-20-6	1,1,1,2-Tetrachloroethane	1.0	U	1.0	0.28
71-55-6	1,1,1-Trichloroethane	1.0	U	1.0	0.44
79-34-5	1,1,2,2-Tetrachloroethane	1.0	U	1.0	0.22
76-13-1	1,1,2-Trichloro-1,2,2-trichfluoroeth ane	1.0	U	1.0	0.45
75-34-3	1,1-Dichloroethane	1.0	U	1.0	0.30
75-35-4	1,1-Dichloroethene	1.0	U	1.0	0.45
563-58-6	1,1-Dichloropropene	1.0	U	1.0	0.42
87-61-6	1,2,3-Trichlorobenzene	1.0	U	1.0	0.37
96-18-4	1,2,3-Trichloropropane	1.0	U	1.0	0.44
526-73-8	1,2,3-Trimethylbenzene	5.0	U	5.0	0.47
120-82-1	1,2,4-Trichlorobenzene	1.0	U	1.0	0.32
95-63-6	1,2,4-Trimethylbenzene	1.0	U	1.0	0.41
96-12-8	1,2-Dibromo-3-Chloropropane	5.0	U	5.0	0.82
95-50-1	1,2-Dichlorobenzene	1.0	U	1.0	0.25
107-06-2	1,2-Dichloroethane	1.0	U	1.0	0.23
78-87-5	1,2-Dichloropropane	1.0	U	1.0	0.25
541-73-1	1,3-Dichlorobenzene	1.0	U	1.0	0.19
142-28-9	1,3-Dichloropropane	1.0	U	1.0	0.19
106-46-7	1,4-Dichlorobenzene	1.0	U	1.0	0.27
594-20-7	2,2-Dichloropropane	1.0	U	1.0	0.26
110-75-8	2-Chloroethyl vinyl ether	10	U	10	0.59
95-49-8	2-Chlorotoluene	1.0	U	1.0	0.40
591-78-6	2-Hexanone	5.0	U	5.0	0.48
108-86-1	Bromobenzene	1.0	U	1.0	0.35
74-97-5	Bromochloromethane	1.0	U	1.0	0.50
106-43-4	4-Chlorotoluene	1.0	U	1.0	0.29
99-87-6	p-Isopropyltoluene	1.0	U	1.0	0.43
67-64-1	Acetone	5.0	U	5.0	0.94
71-43-2	Benzene	1.0	U	1.0	0.35
75-25-2	Bromoform	1.0	U	1.0	0.56
74-83-9	Bromomethane	1.0	U	1.0	0.44
75-15-0	Carbon disulfide	1.0	U	1.0	0.38
56-23-5	Carbon tetrachloride	1.0	U	1.0	0.43
108-90-7	Chlorobenzene	1.0	U	1.0	0.25
75-00-3	Chloroethane	1.0	U	1.0	0.32

FORM I
GC/MS VOA ORGANICS ANALYSIS DATA SHEET

Lab Name: TestAmerica Canton | Job No.: 240-66021-1

SDG No.:

Client Sample ID: MSA-SW40B-061416 | Lab Sample ID: 240-66021-14

Matrix: Water | Lab File ID: UXM6020.D

Analysis Method: 8260C | Date Collected: 06/14/2016 12:05

Sample wt/vol: 5(mL) | Date Analyzed: 06/17/2016 04:47

Soil Aliquot Vol: | Dilution Factor: 1

Soil Extract Vol.: | GC Column: DB-624 ID: 0.18(mm)

% Moisture: | Level: (low/med) Low

Analysis Batch No.: 234854 | Units: ug/L

CAS NO.	COMPOUND NAME	RESULT	Q	RL	MDL
67-66-3	Chloroform	1.0	U	1.0	0.25
74-87-3	Chloromethane	1.0	U	1.0	0.44
156-59-2	cis-1,2-Dichloroethene	2.1		1.0	0.26
10061-01-5	cis-1,3-Dichloropropene	1.0	U	1.0	0.46
87-68-3	Hexachlorobutadiene	1.0	U	1.0	0.35
74-95-3	Dibromomethane	1.0	U	1.0	0.42
75-27-4	Bromodichloromethane	1.0	U	1.0	0.29
75-71-8	Dichlorodifluoromethane	1.0	U	1.0	0.32
100-41-4	Ethylbenzene	1.0	U	1.0	0.25
106-93-4	1,2-Dibromoethane	1.0	U	1.0	0.32
108-20-3	Diisopropyl ether	5.0	U	5.0	0.50
91-20-3	Naphthalene	1.0	U	1.0	0.45
179601-23-1	m-Xylene & p-Xylene	2.0	U	2.0	0.24
104-51-8	n-Butylbenzene	1.0	U	1.0	0.31
98-82-8	Isopropylbenzene	1.0	U	1.0	0.35
103-65-1	n-Propylbenzene	1.0	U	1.0	0.40
78-93-3	2-Butanone	5.0	U	5.0	0.53
108-10-1	4-Methyl-2-pentanone	5.0	U	5.0	0.99
135-98-8	sec-Butylbenzene	1.0	U	1.0	0.48
1634-04-4	Methyl tert-butyl ether	1.0	U	1.0	0.20
994-05-8	Tert-amyl-methyl ether (TAME)	5.0	U	5.0	0.30
75-09-2	Methylene Chloride	1.0	U	1.0	0.33
95-47-6	o-Xylene	1.0	U	1.0	0.25
100-42-5	Styrene	1.0	U	1.0	0.45
637-92-3	Ethyl-t-butyl ether (ETBE)	5.0	U	5.0	0.23
98-06-6	tert-Butylbenzene	1.0	U	1.0	0.41
127-18-4	Tetrachloroethene	1.0	U	1.0	0.31
108-88-3	Toluene	1.0	U	1.0	0.23
156-60-5	trans-1,2-Dichloroethene	1.0	U	1.0	0.30
10061-02-6	trans-1,3-Dichloropropene	1.0	U	1.0	0.56
79-01-6	Trichloroethene	2.6		1.0	0.22
75-69-4	Trichlorofluoromethane	1.0	U	1.0	0.49
108-05-4	Vinyl acetate	2.0	U	2.0	0.41
75-01-4	Vinyl chloride	1.1		0.50	0.29
75-65-0	tert-Butyl alcohol	20	U	20	4.9
1330-20-7	Xylenes, Total	2.0	U	2.0	0.52

FORM I
GC/MS VOA ORGANICS ANALYSIS DATA SHEET

Lab Name: TestAmerica Canton | Job No.: 240-66021-1

SDG No.:

Client Sample ID: MSA-SW40B-061416 | Lab Sample ID: 240-66021-14

Matrix: Water | Lab File ID: UXM6020.D

Analysis Method: 8260C | Date Collected: 06/14/2016 12:05

Sample wt/vol: 5(mL) | Date Analyzed: 06/17/2016 04:47

Soil Aliquot Vol: | Dilution Factor: 1

Soil Extract Vol.: | GC Column: DB-624 ID: 0.18(mm)

% Moisture: | Level: (low/med) Low

Analysis Batch No.: 234854 | Units: ug/L

CAS NO.	COMPOUND NAME	RESULT	Q	RL	MDL
124-48-1	Dibromochloromethane	1.0	U	1.0	0.43

CAS NO.	SURROGATE	%REC	Q	LIMITS
17060-07-0	1,2-Dichloroethane-d4 (Surr)	97		78-125
460-00-4	4-Bromofluorobenzene (Surr)	97		61-120
2037-26-5	Toluene-d8 (Surr)	103		80-120
1868-53-7	Dibromofluoromethane (Surr)	95		79-120

FORM I
GC/MS VOA ORGANICS ANALYSIS DATA SHEET
TENTATIVELY IDENTIFIED COMPOUNDS

Lab Name: TestAmerica Canton Job No.: 240-66021-1

SDG No.:

Client Sample ID: MSA-SW40B-061416 Lab Sample ID: 240-66021-14

Matrix: Water Lab File ID: UXM6020.D

Analysis Method: 8260C Date Collected: 06/14/2016 12:05

Sample wt/vol: 5(mL) Date Analyzed: 06/17/2016 04:47

Soil Aliquot Vol: Dilution Factor: 1

Soil Extract Vol.: GC Column: DB-624 ID: 0.18(mm)

% Moisture: Level: (low/med) Low

Analysis Batch No.: 234854 Units: ug/L

Number TICs Found: 0 TIC Result Total: 0

CAS NO.	COMPOUND NAME	RT	RESULT	Q
	Tentatively Identified Compound		None	

FORM I
GC/MS VOA ORGANICS ANALYSIS DATA SHEET
TARGETED TENATIVELY IDENTIFIED COMPOUNDS

Lab Name: TestAmerica Canton | Job No.: 240-66021-1

SDG No.:

Client Sample ID: MSA-SW40B-061416 | Lab Sample ID: 240-66021-14

Matrix: Water | Lab File ID: UXM6020.D

Analysis Method: 8260C | Date Collected: 06/14/2016 12:05

Sample wt/vol: 5(mL) | Date Analyzed: 06/17/2016 04:47

Soil Aliquot Vol: | Dilution Factor: 1

Soil Extract Vol.: | GC Column: DB-624 ID: 0.18(mm)

% Moisture: | Level: (low/med) Low

Analysis Batch No.: 234854 | Units: ug/L

CAS NO.	COMPOUND NAME	RT	RESULT	Q
75-45-6	Chlorodifluoromethane TIC		1.0	U

FORM I
GC/MS VOA ORGANICS ANALYSIS DATA SHEET

Lab Name: TestAmerica Canton | Job No.: 240-66021-1

SDG No.:

Client Sample ID: MSA-SW40C-061416 | Lab Sample ID: 240-66021-15

Matrix: Water | Lab File ID: UXM6021.D

Analysis Method: 8260C | Date Collected: 06/14/2016 12:10

Sample wt/vol: 5(mL) | Date Analyzed: 06/17/2016 05:10

Soil Aliquot Vol: | Dilution Factor: 1

Soil Extract Vol.: | GC Column: DB-624 ID: 0.18(mm)

% Moisture: | Level: (low/med) Low

Analysis Batch No.: 234854 | Units: ug/L

CAS NO.	COMPOUND NAME	RESULT	Q	RL	MDL
630-20-6	1,1,1,2-Tetrachloroethane	1.0	U	1.0	0.28
71-55-6	1,1,1-Trichloroethane	1.0	U	1.0	0.44
79-34-5	1,1,2,2-Tetrachloroethane	1.0	U	1.0	0.22
76-13-1	1,1,2-Trichloro-1,2,2-trichfluoroeth ane	1.0	U	1.0	0.45
75-34-3	1,1-Dichloroethane	1.0	U	1.0	0.30
75-35-4	1,1-Dichloroethene	1.0	U	1.0	0.45
563-58-6	1,1-Dichloropropene	1.0	U	1.0	0.42
87-61-6	1,2,3-Trichlorobenzene	1.0	U	1.0	0.37
96-18-4	1,2,3-Trichloropropane	1.0	U	1.0	0.44
526-73-8	1,2,3-Trimethylbenzene	5.0	U	5.0	0.47
120-82-1	1,2,4-Trichlorobenzene	1.0	U	1.0	0.32
95-63-6	1,2,4-Trimethylbenzene	1.0	U	1.0	0.41
96-12-8	1,2-Dibromo-3-Chloropropane	5.0	U	5.0	0.82
95-50-1	1,2-Dichlorobenzene	1.0	U	1.0	0.25
107-06-2	1,2-Dichloroethane	1.0	U	1.0	0.23
78-87-5	1,2-Dichloropropane	1.0	U	1.0	0.25
541-73-1	1,3-Dichlorobenzene	1.0	U	1.0	0.19
142-28-9	1,3-Dichloropropane	1.0	U	1.0	0.19
106-46-7	1,4-Dichlorobenzene	1.0	U	1.0	0.27
594-20-7	2,2-Dichloropropane	1.0	U	1.0	0.26
110-75-8	2-Chloroethyl vinyl ether	10	U	10	0.59
95-49-8	2-Chlorotoluene	1.0	U	1.0	0.40
591-78-6	2-Hexanone	5.0	U	5.0	0.48
108-86-1	Bromobenzene	1.0	U	1.0	0.35
74-97-5	Bromochloromethane	1.0	U	1.0	0.50
106-43-4	4-Chlorotoluene	1.0	U	1.0	0.29
99-87-6	p-Isopropyltoluene	1.0	U	1.0	0.43
67-64-1	Acetone	5.0	U	5.0	0.94
71-43-2	Benzene	1.0	U	1.0	0.35
75-25-2	Bromoform	1.0	U	1.0	0.56
74-83-9	Bromomethane	1.0	U	1.0	0.44
75-15-0	Carbon disulfide	1.0	U	1.0	0.38
56-23-5	Carbon tetrachloride	1.0	U	1.0	0.43
108-90-7	Chlorobenzene	1.0	U	1.0	0.25
75-00-3	Chloroethane	1.0	U	1.0	0.32

FORM I
GC/MS VOA ORGANICS ANALYSIS DATA SHEET

Lab Name: TestAmerica Canton | Job No.: 240-66021-1

SDG No.:

Client Sample ID: MSA-SW40C-061416 | Lab Sample ID: 240-66021-15

Matrix: Water | Lab File ID: UXM6021.D

Analysis Method: 8260C | Date Collected: 06/14/2016 12:10

Sample wt/vol: 5(mL) | Date Analyzed: 06/17/2016 05:10

Soil Aliquot Vol: | Dilution Factor: 1

Soil Extract Vol.: | GC Column: DB-624 ID: 0.18(mm)

% Moisture: | Level: (low/med) Low

Analysis Batch No.: 234854 | Units: ug/L

CAS NO.	COMPOUND NAME	RESULT	Q	RL	MDL
67-66-3	Chloroform	1.0	U	1.0	0.25
74-87-3	Chloromethane	1.0	U	1.0	0.44
156-59-2	cis-1,2-Dichloroethene	0.46	J	1.0	0.26
10061-01-5	cis-1,3-Dichloropropene	1.0	U	1.0	0.46
87-68-3	Hexachlorobutadiene	1.0	U	1.0	0.35
74-95-3	Dibromomethane	1.0	U	1.0	0.42
75-27-4	Bromodichloromethane	1.0	U	1.0	0.29
75-71-8	Dichlorodifluoromethane	1.0	U	1.0	0.32
100-41-4	Ethylbenzene	1.0	U	1.0	0.25
106-93-4	1,2-Dibromoethane	1.0	U	1.0	0.32
108-20-3	Diisopropyl ether	5.0	U	5.0	0.50
91-20-3	Naphthalene	1.0	U	1.0	0.45
179601-23-1	m-Xylene & p-Xylene	2.0	U	2.0	0.24
104-51-8	n-Butylbenzene	1.0	U	1.0	0.31
98-82-8	Isopropylbenzene	1.0	U	1.0	0.35
103-65-1	n-Propylbenzene	1.0	U	1.0	0.40
78-93-3	2-Butanone	5.0	U	5.0	0.53
108-10-1	4-Methyl-2-pentanone	5.0	U	5.0	0.99
135-98-8	sec-Butylbenzene	1.0	U	1.0	0.48
1634-04-4	Methyl tert-butyl ether	1.0	U	1.0	0.20
994-05-8	Tert-amyl-methyl ether (TAME)	5.0	U	5.0	0.30
75-09-2	Methylene Chloride	1.0	U	1.0	0.33
95-47-6	o-Xylene	1.0	U	1.0	0.25
100-42-5	Styrene	1.0	U	1.0	0.45
637-92-3	Ethyl-t-butyl ether (ETBE)	5.0	U	5.0	0.23
98-06-6	tert-Butylbenzene	1.0	U	1.0	0.41
127-18-4	Tetrachloroethene	1.0	U	1.0	0.31
108-88-3	Toluene	1.0	U	1.0	0.23
156-60-5	trans-1,2-Dichloroethene	1.0	U	1.0	0.30
10061-02-6	trans-1,3-Dichloropropene	1.0	U	1.0	0.56
79-01-6	Trichloroethene	1.2		1.0	0.22
75-69-4	Trichlorofluoromethane	1.0	U	1.0	0.49
108-05-4	Vinyl acetate	2.0	U	2.0	0.41
75-01-4	Vinyl chloride	0.50	U	0.50	0.29
75-65-0	tert-Butyl alcohol	20	U	20	4.9
1330-20-7	Xylenes, Total	2.0	U	2.0	0.52

FORM I
GC/MS VOA ORGANICS ANALYSIS DATA SHEET

Lab Name: TestAmerica Canton Job No.: 240-66021-1

SDG No.:

Client Sample ID: MSA-SW40C-061416 Lab Sample ID: 240-66021-15

Matrix: Water Lab File ID: UXM6021.D

Analysis Method: 8260C Date Collected: 06/14/2016 12:10

Sample wt/vol: 5(mL) Date Analyzed: 06/17/2016 05:10

Soil Aliquot Vol: Dilution Factor: 1

Soil Extract Vol.: GC Column: DB-624 ID: 0.18(mm)

% Moisture: Level: (low/med) Low

Analysis Batch No.: 234854 Units: ug/L

CAS NO.	COMPOUND NAME	RESULT	Q	RL	MDL
124-48-1	Dibromochloromethane	1.0	U	1.0	0.43

CAS NO.	SURROGATE	%REC	Q	LIMITS
17060-07-0	1,2-Dichloroethane-d4 (Surr)	98		78-125
460-00-4	4-Bromofluorobenzene (Surr)	98		61-120
2037-26-5	Toluene-d8 (Surr)	103		80-120
1868-53-7	Dibromofluoromethane (Surr)	95		79-120

FORM I
GC/MS VOA ORGANICS ANALYSIS DATA SHEET
TENTATIVELY IDENTIFIED COMPOUNDS

Lab Name: TestAmerica Canton | Job No.: 240-66021-1

SDG No.:

Client Sample ID: MSA-SW40C-061416 | Lab Sample ID: 240-66021-15

Matrix: Water | Lab File ID: UXM6021.D

Analysis Method: 8260C | Date Collected: 06/14/2016 12:10

Sample wt/vol: 5(mL) | Date Analyzed: 06/17/2016 05:10

Soil Aliquot Vol: | Dilution Factor: 1

Soil Extract Vol.: | GC Column: DB-624 ID: 0.18(mm)

% Moisture: | Level: (low/med) Low

Analysis Batch No.: 234854 | Units: ug/L

Number TICs Found: 0 | TIC Result Total: 0

CAS NO.	COMPOUND NAME	RT	RESULT	Q
	Tentatively Identified Compound		None	

FORM I
GC/MS VOA ORGANICS ANALYSIS DATA SHEET
TARGETED TENATIVELY IDENTIFIED COMPOUNDS

Lab Name: TestAmerica Canton | Job No.: 240-66021-1

SDG No.:

Client Sample ID: MSA-SW40C-061416 | Lab Sample ID: 240-66021-15

Matrix: Water | Lab File ID: UXM6021.D

Analysis Method: 8260C | Date Collected: 06/14/2016 12:10

Sample wt/vol: 5(mL) | Date Analyzed: 06/17/2016 05:10

Soil Aliquot Vol: | Dilution Factor: 1

Soil Extract Vol.: | GC Column: DB-624 ID: 0.18(mm)

% Moisture: | Level: (low/med) Low

Analysis Batch No.: 234854 | Units: ug/L

CAS NO.	COMPOUND NAME	RT	RESULT	Q
75-45-6	Chlorodifluoromethane TIC		1.0	U

FORM I
GC/MS VOA ORGANICS ANALYSIS DATA SHEET

Lab Name: TestAmerica Canton | Job No.: 240-66021-1

SDG No.:

Client Sample ID: MSA-SW40D-061416 | Lab Sample ID: 240-66021-16

Matrix: Water | Lab File ID: UXM6022.D

Analysis Method: 8260C | Date Collected: 06/14/2016 12:14

Sample wt/vol: 5(mL) | Date Analyzed: 06/17/2016 05:32

Soil Aliquot Vol: | Dilution Factor: 1

Soil Extract Vol.: | GC Column: DB-624 ID: 0.18(mm)

% Moisture: | Level: (low/med) Low

Analysis Batch No.: 234854 | Units: ug/L

CAS NO.	COMPOUND NAME	RESULT	Q	RL	MDL
630-20-6	1,1,1,2-Tetrachloroethane	1.0	U	1.0	0.28
71-55-6	1,1,1-Trichloroethane	1.0	U	1.0	0.44
79-34-5	1,1,2,2-Tetrachloroethane	1.0	U	1.0	0.22
76-13-1	1,1,2-Trichloro-1,2,2-trichfluoroeth ane	1.0	U	1.0	0.45
75-34-3	1,1-Dichloroethane	1.0	U	1.0	0.30
75-35-4	1,1-Dichloroethene	1.0	U	1.0	0.45
563-58-6	1,1-Dichloropropene	1.0	U	1.0	0.42
87-61-6	1,2,3-Trichlorobenzene	1.0	U	1.0	0.37
96-18-4	1,2,3-Trichloropropane	1.0	U	1.0	0.44
526-73-8	1,2,3-Trimethylbenzene	5.0	U	5.0	0.47
120-82-1	1,2,4-Trichlorobenzene	1.0	U	1.0	0.32
95-63-6	1,2,4-Trimethylbenzene	1.0	U	1.0	0.41
96-12-8	1,2-Dibromo-3-Chloropropane	5.0	U	5.0	0.82
95-50-1	1,2-Dichlorobenzene	1.0	U	1.0	0.25
107-06-2	1,2-Dichloroethane	1.0	U	1.0	0.23
78-87-5	1,2-Dichloropropane	1.0	U	1.0	0.25
541-73-1	1,3-Dichlorobenzene	1.0	U	1.0	0.19
142-28-9	1,3-Dichloropropane	1.0	U	1.0	0.19
106-46-7	1,4-Dichlorobenzene	1.0	U	1.0	0.27
594-20-7	2,2-Dichloropropane	1.0	U	1.0	0.26
110-75-8	2-Chloroethyl vinyl ether	10	U	10	0.59
95-49-8	2-Chlorotoluene	1.0	U	1.0	0.40
591-78-6	2-Hexanone	5.0	U	5.0	0.48
108-86-1	Bromobenzene	1.0	U	1.0	0.35
74-97-5	Bromochloromethane	1.0	U	1.0	0.50
106-43-4	4-Chlorotoluene	1.0	U	1.0	0.29
99-87-6	p-Isopropyltoluene	1.0	U	1.0	0.43
67-64-1	Acetone	1.2	J	5.0	0.94
71-43-2	Benzene	1.0	U	1.0	0.35
75-25-2	Bromoform	1.0	U	1.0	0.56
74-83-9	Bromomethane	1.0	U	1.0	0.44
75-15-0	Carbon disulfide	1.0	U	1.0	0.38
56-23-5	Carbon tetrachloride	1.0	U	1.0	0.43
108-90-7	Chlorobenzene	1.0	U	1.0	0.25
75-00-3	Chloroethane	1.0	U	1.0	0.32

FORM I
GC/MS VOA ORGANICS ANALYSIS DATA SHEET

Lab Name: TestAmerica Canton | Job No.: 240-66021-1

SDG No.:

Client Sample ID: MSA-SW40D-061416 | Lab Sample ID: 240-66021-16

Matrix: Water | Lab File ID: UXM6022.D

Analysis Method: 8260C | Date Collected: 06/14/2016 12:14

Sample wt/vol: 5(mL) | Date Analyzed: 06/17/2016 05:32

Soil Aliquot Vol: | Dilution Factor: 1

Soil Extract Vol.: | GC Column: DB-624 ID: 0.18(mm)

% Moisture: | Level: (low/med) Low

Analysis Batch No.: 234854 | Units: ug/L

CAS NO.	COMPOUND NAME	RESULT	Q	RL	MDL
67-66-3	Chloroform	1.0	U	1.0	0.25
74-87-3	Chloromethane	1.0	U	1.0	0.44
156-59-2	cis-1,2-Dichloroethene	1.0	U	1.0	0.26
10061-01-5	cis-1,3-Dichloropropene	1.0	U	1.0	0.46
87-68-3	Hexachlorobutadiene	1.0	U	1.0	0.35
74-95-3	Dibromomethane	1.0	U	1.0	0.42
75-27-4	Bromodichloromethane	1.0	U	1.0	0.29
75-71-8	Dichlorodifluoromethane	1.0	U	1.0	0.32
100-41-4	Ethylbenzene	1.0	U	1.0	0.25
106-93-4	1,2-Dibromoethane	1.0	U	1.0	0.32
108-20-3	Diisopropyl ether	5.0	U	5.0	0.50
91-20-3	Naphthalene	1.0	U	1.0	0.45
179601-23-1	m-Xylene & p-Xylene	2.0	U	2.0	0.24
104-51-8	n-Butylbenzene	1.0	U	1.0	0.31
98-82-8	Isopropylbenzene	1.0	U	1.0	0.35
103-65-1	n-Propylbenzene	1.0	U	1.0	0.40
78-93-3	2-Butanone	5.0	U	5.0	0.53
108-10-1	4-Methyl-2-pentanone	5.0	U	5.0	0.99
135-98-8	sec-Butylbenzene	1.0	U	1.0	0.48
1634-04-4	Methyl tert-butyl ether	1.0	U	1.0	0.20
994-05-8	Tert-amyl-methyl ether (TAME)	5.0	U	5.0	0.30
75-09-2	Methylene Chloride	1.0	U	1.0	0.33
95-47-6	o-Xylene	1.0	U	1.0	0.25
100-42-5	Styrene	1.0	U	1.0	0.45
637-92-3	Ethyl-t-butyl ether (ETBE)	5.0	U	5.0	0.23
98-06-6	tert-Butylbenzene	1.0	U	1.0	0.41
127-18-4	Tetrachloroethene	1.0	U	1.0	0.31
108-88-3	Toluene	1.0	U	1.0	0.23
156-60-5	trans-1,2-Dichloroethene	1.0	U	1.0	0.30
10061-02-6	trans-1,3-Dichloropropene	1.0	U	1.0	0.56
79-01-6	Trichloroethene	0.33	J	1.0	0.22
75-69-4	Trichlorofluoromethane	1.0	U	1.0	0.49
108-05-4	Vinyl acetate	2.0	U	2.0	0.41
75-01-4	Vinyl chloride	0.50	U	0.50	0.29
75-65-0	tert-Butyl alcohol	20	U	20	4.9
1330-20-7	Xylenes, Total	2.0	U	2.0	0.52

FORM I
GC/MS VOA ORGANICS ANALYSIS DATA SHEET

Lab Name: TestAmerica Canton | Job No.: 240-66021-1

SDG No.:

Client Sample ID: MSA-SW40D-061416 | Lab Sample ID: 240-66021-16

Matrix: Water | Lab File ID: UXM6022.D

Analysis Method: 8260C | Date Collected: 06/14/2016 12:14

Sample wt/vol: 5(mL) | Date Analyzed: 06/17/2016 05:32

Soil Aliquot Vol: | Dilution Factor: 1

Soil Extract Vol.: | GC Column: DB-624 ID: 0.18(mm)

% Moisture: | Level: (low/med) Low

Analysis Batch No.: 234854 | Units: ug/L

CAS NO.	COMPOUND NAME	RESULT	Q	RL	MDL
124-48-1	Dibromochloromethane	1.0	U	1.0	0.43

CAS NO.	SURROGATE	%REC	Q	LIMITS
17060-07-0	1,2-Dichloroethane-d4 (Surr)	95		78-125
460-00-4	4-Bromofluorobenzene (Surr)	97		61-120
2037-26-5	Toluene-d8 (Surr)	103		80-120
1868-53-7	Dibromofluoromethane (Surr)	96		79-120

FORM I
GC/MS VOA ORGANICS ANALYSIS DATA SHEET
TENTATIVELY IDENTIFIED COMPOUNDS

Lab Name: TestAmerica Canton Job No.: 240-66021-1

SDG No.:

Client Sample ID: MSA-SW40D-061416 Lab Sample ID: 240-66021-16

Matrix: Water Lab File ID: UXM6022.D

Analysis Method: 8260C Date Collected: 06/14/2016 12:14

Sample wt/vol: 5(mL) Date Analyzed: 06/17/2016 05:32

Soil Aliquot Vol: Dilution Factor: 1

Soil Extract Vol.: GC Column: DB-624 ID: 0.18(mm)

% Moisture: Level: (low/med) Low

Analysis Batch No.: 234854 Units: ug/L

Number TICs Found: 0 TIC Result Total: 0

CAS NO.	COMPOUND NAME	RT	RESULT	Q
	Tentatively Identified Compound		None	

FORM I
GC/MS VOA ORGANICS ANALYSIS DATA SHEET
TARGETED TENATIVELY IDENTIFIED COMPOUNDS

Lab Name: TestAmerica Canton | Job No.: 240-66021-1

SDG No.:

Client Sample ID: MSA-SW40D-061416 | Lab Sample ID: 240-66021-16

Matrix: Water | Lab File ID: UXM6022.D

Analysis Method: 8260C | Date Collected: 06/14/2016 12:14

Sample wt/vol: 5(mL) | Date Analyzed: 06/17/2016 05:32

Soil Aliquot Vol: | Dilution Factor: 1

Soil Extract Vol.: | GC Column: DB-624 ID: 0.18(mm)

% Moisture: | Level: (low/med) Low

Analysis Batch No.: 234854 | Units: ug/L

CAS NO.	COMPOUND NAME	RT	RESULT	Q
75-45-6	Chlorodifluoromethane TIC		1.0	U

FORM I
GC/MS VOA ORGANICS ANALYSIS DATA SHEET

Lab Name: TestAmerica Canton | Job No.: 240-66021-1

SDG No.:

Client Sample ID: MSA-SW41A-061416 | Lab Sample ID: 240-66021-17

Matrix: Water | Lab File ID: UXM6023.D

Analysis Method: 8260C | Date Collected: 06/14/2016 11:00

Sample wt/vol: 5(mL) | Date Analyzed: 06/17/2016 05:55

Soil Aliquot Vol: | Dilution Factor: 1

Soil Extract Vol.: | GC Column: DB-624 ID: 0.18(mm)

% Moisture: | Level: (low/med) Low

Analysis Batch No.: 234854 | Units: ug/L

CAS NO.	COMPOUND NAME	RESULT	Q	RL	MDL
630-20-6	1,1,1,2-Tetrachloroethane	1.0	U	1.0	0.28
71-55-6	1,1,1-Trichloroethane	1.0	U	1.0	0.44
79-34-5	1,1,2,2-Tetrachloroethane	1.0	U	1.0	0.22
76-13-1	1,1,2-Trichloro-1,2,2-trichfluoroeth ane	1.0	U	1.0	0.45
75-34-3	1,1-Dichloroethane	1.0	U	1.0	0.30
75-35-4	1,1-Dichloroethene	1.0	U	1.0	0.45
563-58-6	1,1-Dichloropropene	1.0	U	1.0	0.42
87-61-6	1,2,3-Trichlorobenzene	1.0	U	1.0	0.37
96-18-4	1,2,3-Trichloropropane	1.0	U	1.0	0.44
526-73-8	1,2,3-Trimethylbenzene	5.0	U	5.0	0.47
120-82-1	1,2,4-Trichlorobenzene	1.0	U	1.0	0.32
95-63-6	1,2,4-Trimethylbenzene	1.0	U	1.0	0.41
96-12-8	1,2-Dibromo-3-Chloropropane	5.0	U	5.0	0.82
95-50-1	1,2-Dichlorobenzene	1.0	U	1.0	0.25
107-06-2	1,2-Dichloroethane	1.0	U	1.0	0.23
78-87-5	1,2-Dichloropropane	1.0	U	1.0	0.25
541-73-1	1,3-Dichlorobenzene	1.0	U	1.0	0.19
142-28-9	1,3-Dichloropropane	1.0	U	1.0	0.19
106-46-7	1,4-Dichlorobenzene	1.0	U	1.0	0.27
594-20-7	2,2-Dichloropropane	1.0	U	1.0	0.26
110-75-8	2-Chloroethyl vinyl ether	10	U	10	0.59
95-49-8	2-Chlorotoluene	1.0	U	1.0	0.40
591-78-6	2-Hexanone	5.0	U	5.0	0.48
108-86-1	Bromobenzene	1.0	U	1.0	0.35
74-97-5	Bromochloromethane	1.0	U	1.0	0.50
106-43-4	4-Chlorotoluene	1.0	U	1.0	0.29
99-87-6	p-Isopropyltoluene	1.0	U	1.0	0.43
67-64-1	Acetone	5.0	U	5.0	0.94
71-43-2	Benzene	1.0	U	1.0	0.35
75-25-2	Bromoform	1.0	U	1.0	0.56
74-83-9	Bromomethane	1.0	U	1.0	0.44
75-15-0	Carbon disulfide	1.0	U	1.0	0.38
56-23-5	Carbon tetrachloride	1.0	U	1.0	0.43
108-90-7	Chlorobenzene	1.0	U	1.0	0.25
75-00-3	Chloroethane	1.0	U	1.0	0.32

FORM I
GC/MS VOA ORGANICS ANALYSIS DATA SHEET

Lab Name: TestAmerica Canton | Job No.: 240-66021-1

SDG No.:

Client Sample ID: MSA-SW41A-061416 | Lab Sample ID: 240-66021-17

Matrix: Water | Lab File ID: UXM6023.D

Analysis Method: 8260C | Date Collected: 06/14/2016 11:00

Sample wt/vol: 5(mL) | Date Analyzed: 06/17/2016 05:55

Soil Aliquot Vol: | Dilution Factor: 1

Soil Extract Vol.: | GC Column: DB-624 ID: 0.18(mm)

% Moisture: | Level: (low/med) Low

Analysis Batch No.: 234854 | Units: ug/L

CAS NO.	COMPOUND NAME	RESULT	Q	RL	MDL
67-66-3	Chloroform	1.0	U	1.0	0.25
74-87-3	Chloromethane	1.0	U	1.0	0.44
156-59-2	cis-1,2-Dichloroethene	3.8		1.0	0.26
10061-01-5	cis-1,3-Dichloropropene	1.0	U	1.0	0.46
87-68-3	Hexachlorobutadiene	1.0	U	1.0	0.35
74-95-3	Dibromomethane	1.0	U	1.0	0.42
75-27-4	Bromodichloromethane	1.0	U	1.0	0.29
75-71-8	Dichlorodifluoromethane	1.0	U	1.0	0.32
100-41-4	Ethylbenzene	1.0	U	1.0	0.25
106-93-4	1,2-Dibromoethane	1.0	U	1.0	0.32
108-20-3	Diisopropyl ether	5.0	U	5.0	0.50
91-20-3	Naphthalene	1.0	U	1.0	0.45
179601-23-1	m-Xylene & p-Xylene	2.0	U	2.0	0.24
104-51-8	n-Butylbenzene	1.0	U	1.0	0.31
98-82-8	Isopropylbenzene	1.0	U	1.0	0.35
103-65-1	n-Propylbenzene	1.0	U	1.0	0.40
78-93-3	2-Butanone	5.0	U	5.0	0.53
108-10-1	4-Methyl-2-pentanone	5.0	U	5.0	0.99
135-98-8	sec-Butylbenzene	1.0	U	1.0	0.48
1634-04-4	Methyl tert-butyl ether	1.0	U	1.0	0.20
994-05-8	Tert-amyl-methyl ether (TAME)	5.0	U	5.0	0.30
75-09-2	Methylene Chloride	1.0	U	1.0	0.33
95-47-6	o-Xylene	1.0	U	1.0	0.25
100-42-5	Styrene	1.0	U	1.0	0.45
637-92-3	Ethyl-t-butyl ether (ETBE)	5.0	U	5.0	0.23
98-06-6	tert-Butylbenzene	1.0	U	1.0	0.41
127-18-4	Tetrachloroethene	1.0	U	1.0	0.31
108-88-3	Toluene	1.0	U	1.0	0.23
156-60-5	trans-1,2-Dichloroethene	1.0	U	1.0	0.30
10061-02-6	trans-1,3-Dichloropropene	1.0	U	1.0	0.56
79-01-6	Trichloroethene	3.0		1.0	0.22
75-69-4	Trichlorofluoromethane	1.0	U	1.0	0.49
108-05-4	Vinyl acetate	2.0	U	2.0	0.41
75-01-4	Vinyl chloride	2.6		0.50	0.29
75-65-0	tert-Butyl alcohol	20	U	20	4.9
1330-20-7	Xylenes, Total	2.0	U	2.0	0.52

FORM I
GC/MS VOA ORGANICS ANALYSIS DATA SHEET

Lab Name: TestAmerica Canton | Job No.: 240-66021-1

SDG No.:

Client Sample ID: MSA-SW41A-061416 | Lab Sample ID: 240-66021-17

Matrix: Water | Lab File ID: UXM6023.D

Analysis Method: 8260C | Date Collected: 06/14/2016 11:00

Sample wt/vol: 5(mL) | Date Analyzed: 06/17/2016 05:55

Soil Aliquot Vol: | Dilution Factor: 1

Soil Extract Vol.: | GC Column: DB-624 ID: 0.18(mm)

% Moisture: | Level: (low/med) Low

Analysis Batch No.: 234854 | Units: ug/L

CAS NO.	COMPOUND NAME	RESULT	Q	RL	MDL
124-48-1	Dibromochloromethane	1.0	U	1.0	0.43

CAS NO.	SURROGATE	%REC	Q	LIMITS
17060-07-0	1,2-Dichloroethane-d4 (Surr)	99		78-125
460-00-4	4-Bromofluorobenzene (Surr)	97		61-120
2037-26-5	Toluene-d8 (Surr)	104		80-120
1868-53-7	Dibromofluoromethane (Surr)	96		79-120

FORM I
GC/MS VOA ORGANICS ANALYSIS DATA SHEET
TENTATIVELY IDENTIFIED COMPOUNDS

Lab Name: TestAmerica Canton Job No.: 240-66021-1

SDG No.:

Client Sample ID: MSA-SW41A-061416 Lab Sample ID: 240-66021-17

Matrix: Water Lab File ID: UXM6023.D

Analysis Method: 8260C Date Collected: 06/14/2016 11:00

Sample wt/vol: 5(mL) Date Analyzed: 06/17/2016 05:55

Soil Aliquot Vol: Dilution Factor: 1

Soil Extract Vol.: GC Column: DB-624 ID: 0.18(mm)

% Moisture: Level: (low/med) Low

Analysis Batch No.: 234854 Units: ug/L

Number TICs Found: 0 TIC Result Total: 0

CAS NO.	COMPOUND NAME	RT	RESULT	Q
	Tentatively Identified Compound		None	

FORM I
GC/MS VOA ORGANICS ANALYSIS DATA SHEET
TARGETED TENATIVELY IDENTIFIED COMPOUNDS

Lab Name: TestAmerica Canton | Job No.: 240-66021-1

SDG No.:

Client Sample ID: MSA-SW41A-061416 | Lab Sample ID: 240-66021-17

Matrix: Water | Lab File ID: UXM6023.D

Analysis Method: 8260C | Date Collected: 06/14/2016 11:00

Sample wt/vol: 5(mL) | Date Analyzed: 06/17/2016 05:55

Soil Aliquot Vol: | Dilution Factor: 1

Soil Extract Vol.: | GC Column: DB-624 ID: 0.18(mm)

% Moisture: | Level: (low/med) Low

Analysis Batch No.: 234854 | Units: ug/L

CAS NO.	COMPOUND NAME	RT	RESULT	Q
75-45-6	Chlorodifluoromethane TIC		1.0	U

FORM I
GC/MS VOA ORGANICS ANALYSIS DATA SHEET

Lab Name: TestAmerica Canton | Job No.: 240-66021-1

SDG No.:

Client Sample ID: MSA-SW41B-061416 | Lab Sample ID: 240-66021-18

Matrix: Water | Lab File ID: UXM6024.D

Analysis Method: 8260C | Date Collected: 06/14/2016 11:05

Sample wt/vol: 5(mL) | Date Analyzed: 06/17/2016 06:18

Soil Aliquot Vol: | Dilution Factor: 1

Soil Extract Vol.: | GC Column: DB-624 ID: 0.18(mm)

% Moisture: | Level: (low/med) Low

Analysis Batch No.: 234854 | Units: ug/L

CAS NO.	COMPOUND NAME	RESULT	Q	RL	MDL
630-20-6	1,1,1,2-Tetrachloroethane	1.0	U	1.0	0.28
71-55-6	1,1,1-Trichloroethane	1.0	U	1.0	0.44
79-34-5	1,1,2,2-Tetrachloroethane	1.0	U	1.0	0.22
76-13-1	1,1,2-Trichloro-1,2,2-trichfluoroeth ane	1.0	U	1.0	0.45
75-34-3	1,1-Dichloroethane	1.0	U	1.0	0.30
75-35-4	1,1-Dichloroethene	1.0	U	1.0	0.45
563-58-6	1,1-Dichloropropene	1.0	U	1.0	0.42
87-61-6	1,2,3-Trichlorobenzene	1.0	U	1.0	0.37
96-18-4	1,2,3-Trichloropropane	1.0	U	1.0	0.44
526-73-8	1,2,3-Trimethylbenzene	5.0	U	5.0	0.47
120-82-1	1,2,4-Trichlorobenzene	1.0	U	1.0	0.32
95-63-6	1,2,4-Trimethylbenzene	1.0	U	1.0	0.41
96-12-8	1,2-Dibromo-3-Chloropropane	5.0	U	5.0	0.82
95-50-1	1,2-Dichlorobenzene	1.0	U	1.0	0.25
107-06-2	1,2-Dichloroethane	1.0	U	1.0	0.23
78-87-5	1,2-Dichloropropane	1.0	U	1.0	0.25
541-73-1	1,3-Dichlorobenzene	1.0	U	1.0	0.19
142-28-9	1,3-Dichloropropane	1.0	U	1.0	0.19
106-46-7	1,4-Dichlorobenzene	1.0	U	1.0	0.27
594-20-7	2,2-Dichloropropane	1.0	U	1.0	0.26
110-75-8	2-Chloroethyl vinyl ether	10	U	10	0.59
95-49-8	2-Chlorotoluene	1.0	U	1.0	0.40
591-78-6	2-Hexanone	5.0	U	5.0	0.48
108-86-1	Bromobenzene	1.0	U	1.0	0.35
74-97-5	Bromochloromethane	1.0	U	1.0	0.50
106-43-4	4-Chlorotoluene	1.0	U	1.0	0.29
99-87-6	p-Isopropyltoluene	1.0	U	1.0	0.43
67-64-1	Acetone	5.0	U	5.0	0.94
71-43-2	Benzene	1.0	U	1.0	0.35
75-25-2	Bromoform	1.0	U	1.0	0.56
74-83-9	Bromomethane	1.0	U	1.0	0.44
75-15-0	Carbon disulfide	1.0	U	1.0	0.38
56-23-5	Carbon tetrachloride	1.0	U	1.0	0.43
108-90-7	Chlorobenzene	1.0	U	1.0	0.25
75-00-3	Chloroethane	1.0	U	1.0	0.32

FORM I
GC/MS VOA ORGANICS ANALYSIS DATA SHEET

Lab Name: TestAmerica Canton | Job No.: 240-66021-1

SDG No.:

Client Sample ID: MSA-SW41B-061416 | Lab Sample ID: 240-66021-18

Matrix: Water | Lab File ID: UXM6024.D

Analysis Method: 8260C | Date Collected: 06/14/2016 11:05

Sample wt/vol: 5(mL) | Date Analyzed: 06/17/2016 06:18

Soil Aliquot Vol: | Dilution Factor: 1

Soil Extract Vol.: | GC Column: DB-624 ID: 0.18(mm)

% Moisture: | Level: (low/med) Low

Analysis Batch No.: 234854 | Units: ug/L

CAS NO.	COMPOUND NAME	RESULT	Q	RL	MDL
67-66-3	Chloroform	1.0	U	1.0	0.25
74-87-3	Chloromethane	1.0	U	1.0	0.44
156-59-2	cis-1,2-Dichloroethene	1.5		1.0	0.26
10061-01-5	cis-1,3-Dichloropropene	1.0	U	1.0	0.46
87-68-3	Hexachlorobutadiene	1.0	U	1.0	0.35
74-95-3	Dibromomethane	1.0	U	1.0	0.42
75-27-4	Bromodichloromethane	1.0	U	1.0	0.29
75-71-8	Dichlorodifluoromethane	1.0	U	1.0	0.32
100-41-4	Ethylbenzene	1.0	U	1.0	0.25
106-93-4	1,2-Dibromoethane	1.0	U	1.0	0.32
108-20-3	Diisopropyl ether	5.0	U	5.0	0.50
91-20-3	Naphthalene	1.0	U	1.0	0.45
179601-23-1	m-Xylene & p-Xylene	2.0	U	2.0	0.24
104-51-8	n-Butylbenzene	1.0	U	1.0	0.31
98-82-8	Isopropylbenzene	1.0	U	1.0	0.35
103-65-1	n-Propylbenzene	1.0	U	1.0	0.40
78-93-3	2-Butanone	5.0	U	5.0	0.53
108-10-1	4-Methyl-2-pentanone	5.0	U	5.0	0.99
135-98-8	sec-Butylbenzene	1.0	U	1.0	0.48
1634-04-4	Methyl tert-butyl ether	1.0	U	1.0	0.20
994-05-8	Tert-amyl-methyl ether (TAME)	5.0	U	5.0	0.30
75-09-2	Methylene Chloride	1.0	U	1.0	0.33
95-47-6	o-Xylene	1.0	U	1.0	0.25
100-42-5	Styrene	1.0	U	1.0	0.45
637-92-3	Ethyl-t-butyl ether (ETBE)	5.0	U	5.0	0.23
98-06-6	tert-Butylbenzene	1.0	U	1.0	0.41
127-18-4	Tetrachloroethene	1.0	U	1.0	0.31
108-88-3	Toluene	1.0	U	1.0	0.23
156-60-5	trans-1,2-Dichloroethene	1.0	U	1.0	0.30
10061-02-6	trans-1,3-Dichloropropene	1.0	U	1.0	0.56
79-01-6	Trichloroethene	1.8		1.0	0.22
75-69-4	Trichlorofluoromethane	1.0	U	1.0	0.49
108-05-4	Vinyl acetate	2.0	U	2.0	0.41
75-01-4	Vinyl chloride	0.81		0.50	0.29
75-65-0	tert-Butyl alcohol	20	U	20	4.9
1330-20-7	Xylenes, Total	2.0	U	2.0	0.52

FORM I
GC/MS VOA ORGANICS ANALYSIS DATA SHEET

Lab Name: TestAmerica Canton | Job No.: 240-66021-1

SDG No.:

Client Sample ID: MSA-SW41B-061416 | Lab Sample ID: 240-66021-18

Matrix: Water | Lab File ID: UXM6024.D

Analysis Method: 8260C | Date Collected: 06/14/2016 11:05

Sample wt/vol: 5(mL) | Date Analyzed: 06/17/2016 06:18

Soil Aliquot Vol: | Dilution Factor: 1

Soil Extract Vol.: | GC Column: DB-624 ID: 0.18(mm)

% Moisture: | Level: (low/med) Low

Analysis Batch No.: 234854 | Units: ug/L

CAS NO.	COMPOUND NAME	RESULT	Q	RL	MDL
124-48-1	Dibromochloromethane	1.0	U	1.0	0.43

CAS NO.	SURROGATE	%REC	Q	LIMITS
17060-07-0	1,2-Dichloroethane-d4 (Surr)	96		78-125
460-00-4	4-Bromofluorobenzene (Surr)	97		61-120
2037-26-5	Toluene-d8 (Surr)	101		80-120
1868-53-7	Dibromofluoromethane (Surr)	92		79-120

FORM I
GC/MS VOA ORGANICS ANALYSIS DATA SHEET
TENTATIVELY IDENTIFIED COMPOUNDS

Lab Name: TestAmerica Canton Job No.: 240-66021-1

SDG No.:

Client Sample ID: MSA-SW41B-061416 Lab Sample ID: 240-66021-18

Matrix: Water Lab File ID: UXM6024.D

Analysis Method: 8260C Date Collected: 06/14/2016 11:05

Sample wt/vol: 5(mL) Date Analyzed: 06/17/2016 06:18

Soil Aliquot Vol: Dilution Factor: 1

Soil Extract Vol.: GC Column: DB-624 ID: 0.18(mm)

% Moisture: Level: (low/med) Low

Analysis Batch No.: 234854 Units: ug/L

Number TICs Found: 0 TIC Result Total: 0

CAS NO.	COMPOUND NAME	RT	RESULT	Q
	Tentatively Identified Compound		None	

FORM I
GC/MS VOA ORGANICS ANALYSIS DATA SHEET
TARGETED TENATIVELY IDENTIFIED COMPOUNDS

Lab Name: TestAmerica Canton | Job No.: 240-66021-1

SDG No.:

Client Sample ID: MSA-SW41B-061416 | Lab Sample ID: 240-66021-18

Matrix: Water | Lab File ID: UXM6024.D

Analysis Method: 8260C | Date Collected: 06/14/2016 11:05

Sample wt/vol: 5(mL) | Date Analyzed: 06/17/2016 06:18

Soil Aliquot Vol: | Dilution Factor: 1

Soil Extract Vol.: | GC Column: DB-624 ID: 0.18(mm)

% Moisture: | Level: (low/med) Low

Analysis Batch No.: 234854 | Units: ug/L

CAS NO.	COMPOUND NAME	RT	RESULT	Q
75-45-6	Chlorodifluoromethane TIC		1.0	U

FORM I
GC/MS VOA ORGANICS ANALYSIS DATA SHEET

Lab Name: TestAmerica Canton | Job No.: 240-66021-1

SDG No.:

Client Sample ID: MSA-SW41C-061416 | Lab Sample ID: 240-66021-19

Matrix: Water | Lab File ID: UXM6025.D

Analysis Method: 8260C | Date Collected: 06/14/2016 11:09

Sample wt/vol: 5(mL) | Date Analyzed: 06/17/2016 06:41

Soil Aliquot Vol: | Dilution Factor: 1

Soil Extract Vol.: | GC Column: DB-624 ID: 0.18(mm)

% Moisture: | Level: (low/med) Low

Analysis Batch No.: 234854 | Units: ug/L

CAS NO.	COMPOUND NAME	RESULT	Q	RL	MDL
630-20-6	1,1,1,2-Tetrachloroethane	1.0	U	1.0	0.28
71-55-6	1,1,1-Trichloroethane	1.0	U	1.0	0.44
79-34-5	1,1,2,2-Tetrachloroethane	1.0	U	1.0	0.22
76-13-1	1,1,2-Trichloro-1,2,2-trichfluoroeth ane	1.0	U	1.0	0.45
75-34-3	1,1-Dichloroethane	1.0	U	1.0	0.30
75-35-4	1,1-Dichloroethene	1.0	U	1.0	0.45
563-58-6	1,1-Dichloropropene	1.0	U	1.0	0.42
87-61-6	1,2,3-Trichlorobenzene	1.0	U	1.0	0.37
96-18-4	1,2,3-Trichloropropane	1.0	U	1.0	0.44
526-73-8	1,2,3-Trimethylbenzene	5.0	U	5.0	0.47
120-82-1	1,2,4-Trichlorobenzene	1.0	U	1.0	0.32
95-63-6	1,2,4-Trimethylbenzene	1.0	U	1.0	0.41
96-12-8	1,2-Dibromo-3-Chloropropane	5.0	U	5.0	0.82
95-50-1	1,2-Dichlorobenzene	1.0	U	1.0	0.25
107-06-2	1,2-Dichloroethane	1.0	U	1.0	0.23
78-87-5	1,2-Dichloropropane	1.0	U	1.0	0.25
541-73-1	1,3-Dichlorobenzene	1.0	U	1.0	0.19
142-28-9	1,3-Dichloropropane	1.0	U	1.0	0.19
106-46-7	1,4-Dichlorobenzene	1.0	U	1.0	0.27
594-20-7	2,2-Dichloropropane	1.0	U	1.0	0.26
110-75-8	2-Chloroethyl vinyl ether	10	U	10	0.59
95-49-8	2-Chlorotoluene	1.0	U	1.0	0.40
591-78-6	2-Hexanone	5.0	U	5.0	0.48
108-86-1	Bromobenzene	1.0	U	1.0	0.35
74-97-5	Bromochloromethane	1.0	U	1.0	0.50
106-43-4	4-Chlorotoluene	1.0	U	1.0	0.29
99-87-6	p-Isopropyltoluene	1.0	U	1.0	0.43
67-64-1	Acetone	5.0	U	5.0	0.94
71-43-2	Benzene	1.0	U	1.0	0.35
75-25-2	Bromoform	1.0	U	1.0	0.56
74-83-9	Bromomethane	1.0	U	1.0	0.44
75-15-0	Carbon disulfide	1.0	U	1.0	0.38
56-23-5	Carbon tetrachloride	1.0	U	1.0	0.43
108-90-7	Chlorobenzene	1.0	U	1.0	0.25
75-00-3	Chloroethane	1.0	U	1.0	0.32

FORM I
GC/MS VOA ORGANICS ANALYSIS DATA SHEET

Lab Name: TestAmerica Canton | Job No.: 240-66021-1

SDG No.:

Client Sample ID: MSA-SW41C-061416 | Lab Sample ID: 240-66021-19

Matrix: Water | Lab File ID: UXM6025.D

Analysis Method: 8260C | Date Collected: 06/14/2016 11:09

Sample wt/vol: 5(mL) | Date Analyzed: 06/17/2016 06:41

Soil Aliquot Vol: | Dilution Factor: 1

Soil Extract Vol.: | GC Column: DB-624 ID: 0.18(mm)

% Moisture: | Level: (low/med) Low

Analysis Batch No.: 234854 | Units: ug/L

CAS NO.	COMPOUND NAME	RESULT	Q	RL	MDL
67-66-3	Chloroform	1.0	U	1.0	0.25
74-87-3	Chloromethane	1.0	U	1.0	0.44
156-59-2	cis-1,2-Dichloroethene	0.64	J	1.0	0.26
10061-01-5	cis-1,3-Dichloropropene	1.0	U	1.0	0.46
87-68-3	Hexachlorobutadiene	1.0	U	1.0	0.35
74-95-3	Dibromomethane	1.0	U	1.0	0.42
75-27-4	Bromodichloromethane	1.0	U	1.0	0.29
75-71-8	Dichlorodifluoromethane	1.0	U	1.0	0.32
100-41-4	Ethylbenzene	1.0	U	1.0	0.25
106-93-4	1,2-Dibromoethane	1.0	U	1.0	0.32
108-20-3	Diisopropyl ether	5.0	U	5.0	0.50
91-20-3	Naphthalene	1.0	U	1.0	0.45
179601-23-1	m-Xylene & p-Xylene	2.0	U	2.0	0.24
104-51-8	n-Butylbenzene	1.0	U	1.0	0.31
98-82-8	Isopropylbenzene	1.0	U	1.0	0.35
103-65-1	n-Propylbenzene	1.0	U	1.0	0.40
78-93-3	2-Butanone	5.0	U	5.0	0.53
108-10-1	4-Methyl-2-pentanone	5.0	U	5.0	0.99
135-98-8	sec-Butylbenzene	1.0	U	1.0	0.48
1634-04-4	Methyl tert-butyl ether	1.0	U	1.0	0.20
994-05-8	Tert-amyl-methyl ether (TAME)	5.0	U	5.0	0.30
75-09-2	Methylene Chloride	1.0	U	1.0	0.33
95-47-6	o-Xylene	1.0	U	1.0	0.25
100-42-5	Styrene	1.0	U	1.0	0.45
637-92-3	Ethyl-t-butyl ether (ETBE)	5.0	U	5.0	0.23
98-06-6	tert-Butylbenzene	1.0	U	1.0	0.41
127-18-4	Tetrachloroethene	1.0	U	1.0	0.31
108-88-3	Toluene	1.0	U	1.0	0.23
156-60-5	trans-1,2-Dichloroethene	1.0	U	1.0	0.30
10061-02-6	trans-1,3-Dichloropropene	1.0	U	1.0	0.56
79-01-6	Trichloroethene	0.94	J	1.0	0.22
75-69-4	Trichlorofluoromethane	1.0	U	1.0	0.49
108-05-4	Vinyl acetate	2.0	U	2.0	0.41
75-01-4	Vinyl chloride	0.32	J	0.50	0.29
75-65-0	tert-Butyl alcohol	20	U	20	4.9
1330-20-7	Xylenes, Total	2.0	U	2.0	0.52

FORM I
GC/MS VOA ORGANICS ANALYSIS DATA SHEET

Lab Name: TestAmerica Canton | Job No.: 240-66021-1

SDG No.:

Client Sample ID: MSA-SW41C-061416 | Lab Sample ID: 240-66021-19

Matrix: Water | Lab File ID: UXM6025.D

Analysis Method: 8260C | Date Collected: 06/14/2016 11:09

Sample wt/vol: 5(mL) | Date Analyzed: 06/17/2016 06:41

Soil Aliquot Vol: | Dilution Factor: 1

Soil Extract Vol.: | GC Column: DB-624 ID: 0.18(mm)

% Moisture: | Level: (low/med) Low

Analysis Batch No.: 234854 | Units: ug/L

CAS NO.	COMPOUND NAME	RESULT	Q	RL	MDL
124-48-1	Dibromochloromethane	1.0	U	1.0	0.43

CAS NO.	SURROGATE	%REC	Q	LIMITS
17060-07-0	1,2-Dichloroethane-d4 (Surr)	98		78-125
460-00-4	4-Bromofluorobenzene (Surr)	99		61-120
2037-26-5	Toluene-d8 (Surr)	103		80-120
1868-53-7	Dibromofluoromethane (Surr)	95		79-120

FORM I
GC/MS VOA ORGANICS ANALYSIS DATA SHEET
TENTATIVELY IDENTIFIED COMPOUNDS

Lab Name: TestAmerica Canton Job No.: 240-66021-1

SDG No.:

Client Sample ID: MSA-SW41C-061416 Lab Sample ID: 240-66021-19

Matrix: Water Lab File ID: UXM6025.D

Analysis Method: 8260C Date Collected: 06/14/2016 11:09

Sample wt/vol: 5(mL) Date Analyzed: 06/17/2016 06:41

Soil Aliquot Vol: Dilution Factor: 1

Soil Extract Vol.: GC Column: DB-624 ID: 0.18(mm)

% Moisture: Level: (low/med) Low

Analysis Batch No.: 234854 Units: ug/L

Number TICs Found: 0 TIC Result Total: 0

CAS NO.	COMPOUND NAME	RT	RESULT	Q
	Tentatively Identified Compound		None	

FORM I
GC/MS VOA ORGANICS ANALYSIS DATA SHEET
TARGETED TENATIVELY IDENTIFIED COMPOUNDS

Lab Name: TestAmerica Canton | Job No.: 240-66021-1

SDG No.:

Client Sample ID: MSA-SW41C-061416 | Lab Sample ID: 240-66021-19

Matrix: Water | Lab File ID: UXM6025.D

Analysis Method: 8260C | Date Collected: 06/14/2016 11:09

Sample wt/vol: 5(mL) | Date Analyzed: 06/17/2016 06:41

Soil Aliquot Vol: | Dilution Factor: 1

Soil Extract Vol.: | GC Column: DB-624 ID: 0.18(mm)

% Moisture: | Level: (low/med) Low

Analysis Batch No.: 234854 | Units: ug/L

CAS NO.	COMPOUND NAME	RT	RESULT	Q
75-45-6	Chlorodifluoromethane TIC		1.0	U

FORM I
GC/MS VOA ORGANICS ANALYSIS DATA SHEET

Lab Name: TestAmerica Canton | Job No.: 240-66021-1

SDG No.:

Client Sample ID: MSA-SW41D-061416 | Lab Sample ID: 240-66021-20

Matrix: Water | Lab File ID: UXM6026.D

Analysis Method: 8260C | Date Collected: 06/14/2016 11:13

Sample wt/vol: 5(mL) | Date Analyzed: 06/17/2016 07:04

Soil Aliquot Vol: | Dilution Factor: 1

Soil Extract Vol.: | GC Column: DB-624 ID: 0.18(mm)

% Moisture: | Level: (low/med) Low

Analysis Batch No.: 234854 | Units: ug/L

CAS NO.	COMPOUND NAME	RESULT	Q	RL	MDL
630-20-6	1,1,1,2-Tetrachloroethane	1.0	U	1.0	0.28
71-55-6	1,1,1-Trichloroethane	1.0	U	1.0	0.44
79-34-5	1,1,2,2-Tetrachloroethane	1.0	U	1.0	0.22
76-13-1	1,1,2-Trichloro-1,2,2-trichfluoroeth ane	1.0	U	1.0	0.45
75-34-3	1,1-Dichloroethane	1.0	U	1.0	0.30
75-35-4	1,1-Dichloroethene	1.0	U	1.0	0.45
563-58-6	1,1-Dichloropropene	1.0	U	1.0	0.42
87-61-6	1,2,3-Trichlorobenzene	1.0	U	1.0	0.37
96-18-4	1,2,3-Trichloropropane	1.0	U	1.0	0.44
526-73-8	1,2,3-Trimethylbenzene	5.0	U	5.0	0.47
120-82-1	1,2,4-Trichlorobenzene	1.0	U	1.0	0.32
95-63-6	1,2,4-Trimethylbenzene	1.0	U	1.0	0.41
96-12-8	1,2-Dibromo-3-Chloropropane	5.0	U	5.0	0.82
95-50-1	1,2-Dichlorobenzene	1.0	U	1.0	0.25
107-06-2	1,2-Dichloroethane	1.0	U	1.0	0.23
78-87-5	1,2-Dichloropropane	1.0	U	1.0	0.25
541-73-1	1,3-Dichlorobenzene	1.0	U	1.0	0.19
142-28-9	1,3-Dichloropropane	1.0	U	1.0	0.19
106-46-7	1,4-Dichlorobenzene	1.0	U	1.0	0.27
594-20-7	2,2-Dichloropropane	1.0	U	1.0	0.26
110-75-8	2-Chloroethyl vinyl ether	10	U F1	10	0.59
95-49-8	2-Chlorotoluene	1.0	U	1.0	0.40
591-78-6	2-Hexanone	5.0	U	5.0	0.48
108-86-1	Bromobenzene	1.0	U	1.0	0.35
74-97-5	Bromochloromethane	1.0	U	1.0	0.50
106-43-4	4-Chlorotoluene	1.0	U	1.0	0.29
99-87-6	p-Isopropyltoluene	1.0	U	1.0	0.43
67-64-1	Acetone	5.0	U	5.0	0.94
71-43-2	Benzene	1.0	U	1.0	0.35
75-25-2	Bromoform	1.0	U	1.0	0.56
74-83-9	Bromomethane	1.0	U	1.0	0.44
75-15-0	Carbon disulfide	1.0	U	1.0	0.38
56-23-5	Carbon tetrachloride	1.0	U	1.0	0.43
108-90-7	Chlorobenzene	1.0	U	1.0	0.25
75-00-3	Chloroethane	1.0	U	1.0	0.32

FORM I
GC/MS VOA ORGANICS ANALYSIS DATA SHEET

Lab Name: TestAmerica Canton | Job No.: 240-66021-1

SDG No.:

Client Sample ID: MSA-SW41D-061416 | Lab Sample ID: 240-66021-20

Matrix: Water | Lab File ID: UXM6026.D

Analysis Method: 8260C | Date Collected: 06/14/2016 11:13

Sample wt/vol: 5(mL) | Date Analyzed: 06/17/2016 07:04

Soil Aliquot Vol: | Dilution Factor: 1

Soil Extract Vol.: | GC Column: DB-624 ID: 0.18(mm)

% Moisture: | Level: (low/med) Low

Analysis Batch No.: 234854 | Units: ug/L

CAS NO.	COMPOUND NAME	RESULT	Q	RL	MDL
67-66-3	Chloroform	1.0	U	1.0	0.25
74-87-3	Chloromethane	1.0	U	1.0	0.44
156-59-2	cis-1,2-Dichloroethene	0.41	J	1.0	0.26
10061-01-5	cis-1,3-Dichloropropene	1.0	U	1.0	0.46
87-68-3	Hexachlorobutadiene	1.0	U	1.0	0.35
74-95-3	Dibromomethane	1.0	U	1.0	0.42
75-27-4	Bromodichloromethane	1.0	U	1.0	0.29
75-71-8	Dichlorodifluoromethane	1.0	U	1.0	0.32
100-41-4	Ethylbenzene	1.0	U	1.0	0.25
106-93-4	1,2-Dibromoethane	1.0	U	1.0	0.32
108-20-3	Diisopropyl ether	5.0	U	5.0	0.50
91-20-3	Naphthalene	1.0	U	1.0	0.45
179601-23-1	m-Xylene & p-Xylene	2.0	U	2.0	0.24
104-51-8	n-Butylbenzene	1.0	U	1.0	0.31
98-82-8	Isopropylbenzene	1.0	U	1.0	0.35
103-65-1	n-Propylbenzene	1.0	U	1.0	0.40
78-93-3	2-Butanone	5.0	U	5.0	0.53
108-10-1	4-Methyl-2-pentanone	5.0	U	5.0	0.99
135-98-8	sec-Butylbenzene	1.0	U	1.0	0.48
1634-04-4	Methyl tert-butyl ether	1.0	U	1.0	0.20
994-05-8	Tert-amyl-methyl ether (TAME)	5.0	U	5.0	0.30
75-09-2	Methylene Chloride	1.0	U	1.0	0.33
95-47-6	o-Xylene	1.0	U	1.0	0.25
100-42-5	Styrene	1.0	U	1.0	0.45
637-92-3	Ethyl-t-butyl ether (ETBE)	5.0	U	5.0	0.23
98-06-6	tert-Butylbenzene	1.0	U	1.0	0.41
127-18-4	Tetrachloroethene	1.0	U	1.0	0.31
108-88-3	Toluene	1.0	U	1.0	0.23
156-60-5	trans-1,2-Dichloroethene	1.0	U	1.0	0.30
10061-02-6	trans-1,3-Dichloropropene	1.0	U	1.0	0.56
79-01-6	Trichloroethene	0.62	J	1.0	0.22
75-69-4	Trichlorofluoromethane	1.0	U	1.0	0.49
108-05-4	Vinyl acetate	2.0	U	2.0	0.41
75-01-4	Vinyl chloride	0.50	U	0.50	0.29
75-65-0	tert-Butyl alcohol	20	U	20	4.9
1330-20-7	Xylenes, Total	2.0	U	2.0	0.52

FORM I
GC/MS VOA ORGANICS ANALYSIS DATA SHEET

Lab Name: TestAmerica Canton Job No.: 240-66021-1

SDG No.:

Client Sample ID: MSA-SW41D-061416 Lab Sample ID: 240-66021-20

Matrix: Water Lab File ID: UXM6026.D

Analysis Method: 8260C Date Collected: 06/14/2016 11:13

Sample wt/vol: 5(mL) Date Analyzed: 06/17/2016 07:04

Soil Aliquot Vol: Dilution Factor: 1

Soil Extract Vol.: GC Column: DB-624 ID: 0.18(mm)

% Moisture: Level: (low/med) Low

Analysis Batch No.: 234854 Units: ug/L

CAS NO.	COMPOUND NAME	RESULT	Q	RL	MDL
124-48-1	Dibromochloromethane	1.0	U	1.0	0.43

CAS NO.	SURROGATE	%REC	Q	LIMITS
17060-07-0	1,2-Dichloroethane-d4 (Surr)	97		78-125
460-00-4	4-Bromofluorobenzene (Surr)	97		61-120
2037-26-5	Toluene-d8 (Surr)	103		80-120
1868-53-7	Dibromofluoromethane (Surr)	95		79-120

FORM I
GC/MS VOA ORGANICS ANALYSIS DATA SHEET
TENTATIVELY IDENTIFIED COMPOUNDS

Lab Name: TestAmerica Canton Job No.: 240-66021-1

SDG No.:

Client Sample ID: MSA-SW41D-061416 Lab Sample ID: 240-66021-20

Matrix: Water Lab File ID: UXM6026.D

Analysis Method: 8260C Date Collected: 06/14/2016 11:13

Sample wt/vol: 5(mL) Date Analyzed: 06/17/2016 07:04

Soil Aliquot Vol: Dilution Factor: 1

Soil Extract Vol.: GC Column: DB-624 ID: 0.18(mm)

% Moisture: Level: (low/med) Low

Analysis Batch No.: 234854 Units: ug/L

Number TICs Found: 0 TIC Result Total: 0

CAS NO.	COMPOUND NAME	RT	RESULT	Q
	Tentatively Identified Compound		None	

FORM I
GC/MS VOA ORGANICS ANALYSIS DATA SHEET
TARGETED TENATIVELY IDENTIFIED COMPOUNDS

Lab Name: TestAmerica Canton | Job No.: 240-66021-1

SDG No.:

Client Sample ID: MSA-SW41D-061416 | Lab Sample ID: 240-66021-20

Matrix: Water | Lab File ID: UXM6026.D

Analysis Method: 8260C | Date Collected: 06/14/2016 11:13

Sample wt/vol: 5(mL) | Date Analyzed: 06/17/2016 07:04

Soil Aliquot Vol: | Dilution Factor: 1

Soil Extract Vol.: | GC Column: DB-624 ID: 0.18(mm)

% Moisture: | Level: (low/med) Low

Analysis Batch No.: 234854 | Units: ug/L

CAS NO.	COMPOUND NAME	RT	RESULT	Q
75-45-6	Chlorodifluoromethane TIC		1.0	U

FORM I
GC/MS VOA ORGANICS ANALYSIS DATA SHEET

Lab Name: TestAmerica Canton | Job No.: 240-66021-1

SDG No.:

Client Sample ID: MSA-SW42A-061416 | Lab Sample ID: 240-66021-21

Matrix: Water | Lab File ID: UX956644.D

Analysis Method: 8260C | Date Collected: 06/14/2016 12:31

Sample wt/vol: 5(mL) | Date Analyzed: 06/16/2016 18:54

Soil Aliquot Vol: | Dilution Factor: 1

Soil Extract Vol.: | GC Column: DB-624 ID: 0.18(mm)

% Moisture: | Level: (low/med) Low

Analysis Batch No.: 234863 | Units: ug/L

CAS NO.	COMPOUND NAME	RESULT	Q	RL	MDL
630-20-6	1,1,1,2-Tetrachloroethane	1.0	U	1.0	0.28
71-55-6	1,1,1-Trichloroethane	1.0	U	1.0	0.44
79-34-5	1,1,2,2-Tetrachloroethane	1.0	U	1.0	0.22
76-13-1	1,1,2-Trichloro-1,2,2-trichfluoroeth ane	1.0	U	1.0	0.45
75-34-3	1,1-Dichloroethane	1.0	U	1.0	0.30
75-35-4	1,1-Dichloroethene	1.0	U	1.0	0.45
563-58-6	1,1-Dichloropropene	1.0	U	1.0	0.42
87-61-6	1,2,3-Trichlorobenzene	1.0	U	1.0	0.37
96-18-4	1,2,3-Trichloropropane	1.0	U	1.0	0.44
526-73-8	1,2,3-Trimethylbenzene	5.0	U	5.0	0.47
120-82-1	1,2,4-Trichlorobenzene	1.0	U	1.0	0.32
95-63-6	1,2,4-Trimethylbenzene	1.0	U	1.0	0.41
96-12-8	1,2-Dibromo-3-Chloropropane	5.0	U	5.0	0.82
95-50-1	1,2-Dichlorobenzene	1.0	U	1.0	0.25
107-06-2	1,2-Dichloroethane	1.0	U	1.0	0.23
78-87-5	1,2-Dichloropropane	1.0	U	1.0	0.25
541-73-1	1,3-Dichlorobenzene	1.0	U	1.0	0.19
142-28-9	1,3-Dichloropropane	1.0	U	1.0	0.19
106-46-7	1,4-Dichlorobenzene	1.0	U	1.0	0.27
594-20-7	2,2-Dichloropropane	1.0	U	1.0	0.26
110-75-8	2-Chloroethyl vinyl ether	10	U *	10	0.59
95-49-8	2-Chlorotoluene	1.0	U	1.0	0.40
591-78-6	2-Hexanone	5.0	U	5.0	0.48
108-86-1	Bromobenzene	1.0	U	1.0	0.35
74-97-5	Bromochloromethane	1.0	U	1.0	0.50
106-43-4	4-Chlorotoluene	1.0	U	1.0	0.29
99-87-6	p-Isopropyltoluene	1.0	U	1.0	0.43
67-64-1	Acetone	5.0	U	5.0	0.94
71-43-2	Benzene	1.0	U	1.0	0.35
75-25-2	Bromoform	1.0	U	1.0	0.56
74-83-9	Bromomethane	1.0	U	1.0	0.44
75-15-0	Carbon disulfide	1.0	U	1.0	0.38
56-23-5	Carbon tetrachloride	1.0	U	1.0	0.43
108-90-7	Chlorobenzene	1.0	U	1.0	0.25
75-00-3	Chloroethane	1.0	U	1.0	0.32

FORM I
GC/MS VOA ORGANICS ANALYSIS DATA SHEET

Lab Name: TestAmerica Canton | Job No.: 240-66021-1

SDG No.:

Client Sample ID: MSA-SW42A-061416 | Lab Sample ID: 240-66021-21

Matrix: Water | Lab File ID: UX956644.D

Analysis Method: 8260C | Date Collected: 06/14/2016 12:31

Sample wt/vol: 5(mL) | Date Analyzed: 06/16/2016 18:54

Soil Aliquot Vol: | Dilution Factor: 1

Soil Extract Vol.: | GC Column: DB-624 ID: 0.18(mm)

% Moisture: | Level: (low/med) Low

Analysis Batch No.: 234863 | Units: ug/L

CAS NO.	COMPOUND NAME	RESULT	Q	RL	MDL
67-66-3	Chloroform	1.0	U	1.0	0.25
74-87-3	Chloromethane	1.0	U	1.0	0.44
156-59-2	cis-1,2-Dichloroethene	0.94	J	1.0	0.26
10061-01-5	cis-1,3-Dichloropropene	1.0	U	1.0	0.46
87-68-3	Hexachlorobutadiene	1.0	U	1.0	0.35
74-95-3	Dibromomethane	1.0	U	1.0	0.42
75-27-4	Bromodichloromethane	1.0	U	1.0	0.29
75-71-8	Dichlorodifluoromethane	1.0	U	1.0	0.32
100-41-4	Ethylbenzene	1.0	U	1.0	0.25
106-93-4	1,2-Dibromoethane	1.0	U	1.0	0.32
108-20-3	Diisopropyl ether	5.0	U	5.0	0.50
91-20-3	Naphthalene	1.0	U	1.0	0.45
179601-23-1	m-Xylene & p-Xylene	2.0	U	2.0	0.24
104-51-8	n-Butylbenzene	1.0	U	1.0	0.31
98-82-8	Isopropylbenzene	1.0	U	1.0	0.35
103-65-1	n-Propylbenzene	1.0	U	1.0	0.40
78-93-3	2-Butanone	5.0	U	5.0	0.53
108-10-1	4-Methyl-2-pentanone	5.0	U	5.0	0.99
135-98-8	sec-Butylbenzene	1.0	U	1.0	0.48
1634-04-4	Methyl tert-butyl ether	1.0	U	1.0	0.20
994-05-8	Tert-amyl-methyl ether (TAME)	5.0	U	5.0	0.30
75-09-2	Methylene Chloride	1.0	U	1.0	0.33
95-47-6	o-Xylene	1.0	U	1.0	0.25
100-42-5	Styrene	1.0	U	1.0	0.45
637-92-3	Ethyl-t-butyl ether (ETBE)	5.0	U	5.0	0.23
98-06-6	tert-Butylbenzene	1.0	U	1.0	0.41
127-18-4	Tetrachloroethene	1.0	U	1.0	0.31
108-88-3	Toluene	1.0	U	1.0	0.23
156-60-5	trans-1,2-Dichloroethene	1.0	U	1.0	0.30
10061-02-6	trans-1,3-Dichloropropene	1.0	U	1.0	0.56
79-01-6	Trichloroethene	0.22	J	1.0	0.22
75-69-4	Trichlorofluoromethane	1.0	U	1.0	0.49
108-05-4	Vinyl acetate	2.0	U	2.0	0.41
75-01-4	Vinyl chloride	1.4		0.50	0.29
75-65-0	tert-Butyl alcohol	20	U	20	4.9
1330-20-7	Xylenes, Total	2.0	U	2.0	0.52

FORM I
GC/MS VOA ORGANICS ANALYSIS DATA SHEET

Lab Name: TestAmerica Canton | Job No.: 240-66021-1

SDG No.:

Client Sample ID: MSA-SW42A-061416 | Lab Sample ID: 240-66021-21

Matrix: Water | Lab File ID: UX956644.D

Analysis Method: 8260C | Date Collected: 06/14/2016 12:31

Sample wt/vol: 5(mL) | Date Analyzed: 06/16/2016 18:54

Soil Aliquot Vol: | Dilution Factor: 1

Soil Extract Vol.: | GC Column: DB-624 ID: 0.18(mm)

% Moisture: | Level: (low/med) Low

Analysis Batch No.: 234863 | Units: ug/L

CAS NO.	COMPOUND NAME	RESULT	Q	RL	MDL
124-48-1	Dibromochloromethane	1.0	U	1.0	0.43

CAS NO.	SURROGATE	%REC	Q	LIMITS
17060-07-0	1,2-Dichloroethane-d4 (Surr)	91		78-125
460-00-4	4-Bromofluorobenzene (Surr)	96		61-120
2037-26-5	Toluene-d8 (Surr)	105		80-120
1868-53-7	Dibromofluoromethane (Surr)	97		79-120

FORM I
GC/MS VOA ORGANICS ANALYSIS DATA SHEET
TENTATIVELY IDENTIFIED COMPOUNDS

Lab Name: TestAmerica Canton Job No.: 240-66021-1

SDG No.:

Client Sample ID: MSA-SW42A-061416 Lab Sample ID: 240-66021-21

Matrix: Water Lab File ID: UX956644.D

Analysis Method: 8260C Date Collected: 06/14/2016 12:31

Sample wt/vol: 5(mL) Date Analyzed: 06/16/2016 18:54

Soil Aliquot Vol: Dilution Factor: 1

Soil Extract Vol.: GC Column: DB-624 ID: 0.18(mm)

% Moisture: Level: (low/med) Low

Analysis Batch No.: 234863 Units: ug/L

Number TICs Found: 0 TIC Result Total: 0

CAS NO.	COMPOUND NAME	RT	RESULT	Q
	Tentatively Identified Compound		None	

FORM I
GC/MS VOA ORGANICS ANALYSIS DATA SHEET
TARGETED TENATIVELY IDENTIFIED COMPOUNDS

Lab Name: TestAmerica Canton | Job No.: 240-66021-1

SDG No.:

Client Sample ID: MSA-SW42A-061416 | Lab Sample ID: 240-66021-21

Matrix: Water | Lab File ID: UX956644.D

Analysis Method: 8260C | Date Collected: 06/14/2016 12:31

Sample wt/vol: 5(mL) | Date Analyzed: 06/16/2016 18:54

Soil Aliquot Vol: | Dilution Factor: 1

Soil Extract Vol.: | GC Column: DB-624 ID: 0.18(mm)

% Moisture: | Level: (low/med) Low

Analysis Batch No.: 234863 | Units: ug/L

CAS NO.	COMPOUND NAME	RT	RESULT	Q
75-45-6	Chlorodifluoromethane TIC		1.0	U

FORM I
GC/MS VOA ORGANICS ANALYSIS DATA SHEET

Lab Name: TestAmerica Canton | Job No.: 240-66021-1

SDG No.:

Client Sample ID: MSA-SW42B-061416 | Lab Sample ID: 240-66021-22

Matrix: Water | Lab File ID: UX956645.D

Analysis Method: 8260C | Date Collected: 06/14/2016 12:36

Sample wt/vol: 5(mL) | Date Analyzed: 06/16/2016 19:17

Soil Aliquot Vol: | Dilution Factor: 1

Soil Extract Vol.: | GC Column: DB-624 ID: 0.18(mm)

% Moisture: | Level: (low/med) Low

Analysis Batch No.: 234863 | Units: ug/L

CAS NO.	COMPOUND NAME	RESULT	Q	RL	MDL
630-20-6	1,1,1,2-Tetrachloroethane	1.0	U	1.0	0.28
71-55-6	1,1,1-Trichloroethane	1.0	U	1.0	0.44
79-34-5	1,1,2,2-Tetrachloroethane	1.0	U	1.0	0.22
76-13-1	1,1,2-Trichloro-1,2,2-trichfluoroeth ane	1.0	U	1.0	0.45
75-34-3	1,1-Dichloroethane	1.0	U	1.0	0.30
75-35-4	1,1-Dichloroethene	1.0	U	1.0	0.45
563-58-6	1,1-Dichloropropene	1.0	U	1.0	0.42
87-61-6	1,2,3-Trichlorobenzene	1.0	U	1.0	0.37
96-18-4	1,2,3-Trichloropropane	1.0	U	1.0	0.44
526-73-8	1,2,3-Trimethylbenzene	5.0	U	5.0	0.47
120-82-1	1,2,4-Trichlorobenzene	1.0	U	1.0	0.32
95-63-6	1,2,4-Trimethylbenzene	1.0	U	1.0	0.41
96-12-8	1,2-Dibromo-3-Chloropropane	5.0	U	5.0	0.82
95-50-1	1,2-Dichlorobenzene	1.0	U	1.0	0.25
107-06-2	1,2-Dichloroethane	1.0	U	1.0	0.23
78-87-5	1,2-Dichloropropane	1.0	U	1.0	0.25
541-73-1	1,3-Dichlorobenzene	1.0	U	1.0	0.19
142-28-9	1,3-Dichloropropane	1.0	U	1.0	0.19
106-46-7	1,4-Dichlorobenzene	1.0	U	1.0	0.27
594-20-7	2,2-Dichloropropane	1.0	U	1.0	0.26
110-75-8	2-Chloroethyl vinyl ether	10	U *	10	0.59
95-49-8	2-Chlorotoluene	1.0	U	1.0	0.40
591-78-6	2-Hexanone	5.0	U	5.0	0.48
108-86-1	Bromobenzene	1.0	U	1.0	0.35
74-97-5	Bromochloromethane	1.0	U	1.0	0.50
106-43-4	4-Chlorotoluene	1.0	U	1.0	0.29
99-87-6	p-Isopropyltoluene	1.0	U	1.0	0.43
67-64-1	Acetone	5.0	U	5.0	0.94
71-43-2	Benzene	1.0	U	1.0	0.35
75-25-2	Bromoform	1.0	U	1.0	0.56
74-83-9	Bromomethane	1.0	U	1.0	0.44
75-15-0	Carbon disulfide	1.0	U	1.0	0.38
56-23-5	Carbon tetrachloride	1.0	U	1.0	0.43
108-90-7	Chlorobenzene	1.0	U	1.0	0.25
75-00-3	Chloroethane	1.0	U	1.0	0.32

FORM I
GC/MS VOA ORGANICS ANALYSIS DATA SHEET

Lab Name: TestAmerica Canton | Job No.: 240-66021-1

SDG No.:

Client Sample ID: MSA-SW42B-061416 | Lab Sample ID: 240-66021-22

Matrix: Water | Lab File ID: UX956645.D

Analysis Method: 8260C | Date Collected: 06/14/2016 12:36

Sample wt/vol: 5(mL) | Date Analyzed: 06/16/2016 19:17

Soil Aliquot Vol: | Dilution Factor: 1

Soil Extract Vol.: | GC Column: DB-624 ID: 0.18(mm)

% Moisture: | Level: (low/med) Low

Analysis Batch No.: 234863 | Units: ug/L

CAS NO.	COMPOUND NAME	RESULT	Q	RL	MDL
67-66-3	Chloroform	1.0	U	1.0	0.25
74-87-3	Chloromethane	1.0	U	1.0	0.44
156-59-2	cis-1,2-Dichloroethene	0.43	J	1.0	0.26
10061-01-5	cis-1,3-Dichloropropene	1.0	U	1.0	0.46
87-68-3	Hexachlorobutadiene	1.0	U	1.0	0.35
74-95-3	Dibromomethane	1.0	U	1.0	0.42
75-27-4	Bromodichloromethane	1.0	U	1.0	0.29
75-71-8	Dichlorodifluoromethane	1.0	U	1.0	0.32
100-41-4	Ethylbenzene	1.0	U	1.0	0.25
106-93-4	1,2-Dibromoethane	1.0	U	1.0	0.32
108-20-3	Diisopropyl ether	5.0	U	5.0	0.50
91-20-3	Naphthalene	1.0	U	1.0	0.45
179601-23-1	m-Xylene & p-Xylene	2.0	U	2.0	0.24
104-51-8	n-Butylbenzene	1.0	U	1.0	0.31
98-82-8	Isopropylbenzene	1.0	U	1.0	0.35
103-65-1	n-Propylbenzene	1.0	U	1.0	0.40
78-93-3	2-Butanone	5.0	U	5.0	0.53
108-10-1	4-Methyl-2-pentanone	5.0	U	5.0	0.99
135-98-8	sec-Butylbenzene	1.0	U	1.0	0.48
1634-04-4	Methyl tert-butyl ether	1.0	U	1.0	0.20
994-05-8	Tert-amyl-methyl ether (TAME)	5.0	U	5.0	0.30
75-09-2	Methylene Chloride	1.0	U	1.0	0.33
95-47-6	o-Xylene	1.0	U	1.0	0.25
100-42-5	Styrene	1.0	U	1.0	0.45
637-92-3	Ethyl-t-butyl ether (ETBE)	5.0	U	5.0	0.23
98-06-6	tert-Butylbenzene	1.0	U	1.0	0.41
127-18-4	Tetrachloroethene	1.0	U	1.0	0.31
108-88-3	Toluene	1.0	U	1.0	0.23
156-60-5	trans-1,2-Dichloroethene	1.0	U	1.0	0.30
10061-02-6	trans-1,3-Dichloropropene	1.0	U	1.0	0.56
79-01-6	Trichloroethene	0.31	J	1.0	0.22
75-69-4	Trichlorofluoromethane	1.0	U	1.0	0.49
108-05-4	Vinyl acetate	2.0	U	2.0	0.41
75-01-4	Vinyl chloride	0.47	J	0.50	0.29
75-65-0	tert-Butyl alcohol	20	U	20	4.9
1330-20-7	Xylenes, Total	2.0	U	2.0	0.52

FORM I
GC/MS VOA ORGANICS ANALYSIS DATA SHEET

Lab Name: TestAmerica Canton | Job No.: 240-66021-1

SDG No.:

Client Sample ID: MSA-SW42B-061416 | Lab Sample ID: 240-66021-22

Matrix: Water | Lab File ID: UX956645.D

Analysis Method: 8260C | Date Collected: 06/14/2016 12:36

Sample wt/vol: 5(mL) | Date Analyzed: 06/16/2016 19:17

Soil Aliquot Vol: | Dilution Factor: 1

Soil Extract Vol.: | GC Column: DB-624 ID: 0.18(mm)

% Moisture: | Level: (low/med) Low

Analysis Batch No.: 234863 | Units: ug/L

CAS NO.	COMPOUND NAME	RESULT	Q	RL	MDL
124-48-1	Dibromochloromethane	1.0	U	1.0	0.43

CAS NO.	SURROGATE	%REC	Q	LIMITS
17060-07-0	1,2-Dichloroethane-d4 (Surr)	88		78-125
460-00-4	4-Bromofluorobenzene (Surr)	91		61-120
2037-26-5	Toluene-d8 (Surr)	101		80-120
1868-53-7	Dibromofluoromethane (Surr)	95		79-120

FORM I
GC/MS VOA ORGANICS ANALYSIS DATA SHEET
TENTATIVELY IDENTIFIED COMPOUNDS

Lab Name: TestAmerica Canton Job No.: 240-66021-1

SDG No.:

Client Sample ID: MSA-SW42B-061416 Lab Sample ID: 240-66021-22

Matrix: Water Lab File ID: UX956645.D

Analysis Method: 8260C Date Collected: 06/14/2016 12:36

Sample wt/vol: 5(mL) Date Analyzed: 06/16/2016 19:17

Soil Aliquot Vol: Dilution Factor: 1

Soil Extract Vol.: GC Column: DB-624 ID: 0.18(mm)

% Moisture: Level: (low/med) Low

Analysis Batch No.: 234863 Units: ug/L

Number TICs Found: 0 TIC Result Total: 0

CAS NO.	COMPOUND NAME	RT	RESULT	Q
	Tentatively Identified Compound		None	

FORM I
GC/MS VOA ORGANICS ANALYSIS DATA SHEET
TARGETED TENATIVELY IDENTIFIED COMPOUNDS

Lab Name: TestAmerica Canton | Job No.: 240-66021-1

SDG No.:

Client Sample ID: MSA-SW42B-061416 | Lab Sample ID: 240-66021-22

Matrix: Water | Lab File ID: UX956645.D

Analysis Method: 8260C | Date Collected: 06/14/2016 12:36

Sample wt/vol: 5(mL) | Date Analyzed: 06/16/2016 19:17

Soil Aliquot Vol: | Dilution Factor: 1

Soil Extract Vol.: | GC Column: DB-624 ID: 0.18(mm)

% Moisture: | Level: (low/med) Low

Analysis Batch No.: 234863 | Units: ug/L

CAS NO.	COMPOUND NAME	RT	RESULT	Q
75-45-6	Chlorodifluoromethane TIC		1.0	U

FORM I
GC/MS VOA ORGANICS ANALYSIS DATA SHEET

Lab Name: TestAmerica Canton | Job No.: 240-66021-1

SDG No.:

Client Sample ID: MSA-SW42C-061416 | Lab Sample ID: 240-66021-23

Matrix: Water | Lab File ID: UX956646.D

Analysis Method: 8260C | Date Collected: 06/14/2016 12:43

Sample wt/vol: 5(mL) | Date Analyzed: 06/16/2016 19:40

Soil Aliquot Vol: | Dilution Factor: 1

Soil Extract Vol.: | GC Column: DB-624 ID: 0.18(mm)

% Moisture: | Level: (low/med) Low

Analysis Batch No.: 234863 | Units: ug/L

CAS NO.	COMPOUND NAME	RESULT	Q	RL	MDL
630-20-6	1,1,1,2-Tetrachloroethane	1.0	U	1.0	0.28
71-55-6	1,1,1-Trichloroethane	1.0	U	1.0	0.44
79-34-5	1,1,2,2-Tetrachloroethane	1.0	U	1.0	0.22
76-13-1	1,1,2-Trichloro-1,2,2-trichfluoroethane	1.0	U	1.0	0.45
75-34-3	1,1-Dichloroethane	1.0	U	1.0	0.30
75-35-4	1,1-Dichloroethene	1.0	U	1.0	0.45
563-58-6	1,1-Dichloropropene	1.0	U	1.0	0.42
87-61-6	1,2,3-Trichlorobenzene	1.0	U	1.0	0.37
96-18-4	1,2,3-Trichloropropane	1.0	U	1.0	0.44
526-73-8	1,2,3-Trimethylbenzene	5.0	U	5.0	0.47
120-82-1	1,2,4-Trichlorobenzene	1.0	U	1.0	0.32
95-63-6	1,2,4-Trimethylbenzene	1.0	U	1.0	0.41
96-12-8	1,2-Dibromo-3-Chloropropane	5.0	U	5.0	0.82
95-50-1	1,2-Dichlorobenzene	1.0	U	1.0	0.25
107-06-2	1,2-Dichloroethane	1.0	U	1.0	0.23
78-87-5	1,2-Dichloropropane	1.0	U	1.0	0.25
541-73-1	1,3-Dichlorobenzene	1.0	U	1.0	0.19
142-28-9	1,3-Dichloropropane	1.0	U	1.0	0.19
106-46-7	1,4-Dichlorobenzene	1.0	U	1.0	0.27
594-20-7	2,2-Dichloropropane	1.0	U	1.0	0.26
110-75-8	2-Chloroethyl vinyl ether	10	U *	10	0.59
95-49-8	2-Chlorotoluene	1.0	U	1.0	0.40
591-78-6	2-Hexanone	5.0	U	5.0	0.48
108-86-1	Bromobenzene	1.0	U	1.0	0.35
74-97-5	Bromochloromethane	1.0	U	1.0	0.50
106-43-4	4-Chlorotoluene	1.0	U	1.0	0.29
99-87-6	p-Isopropyltoluene	1.0	U	1.0	0.43
67-64-1	Acetone	5.0	U	5.0	0.94
71-43-2	Benzene	1.0	U	1.0	0.35
75-25-2	Bromoform	1.0	U	1.0	0.56
74-83-9	Bromomethane	1.0	U	1.0	0.44
75-15-0	Carbon disulfide	1.0	U	1.0	0.38
56-23-5	Carbon tetrachloride	1.0	U	1.0	0.43
108-90-7	Chlorobenzene	1.0	U	1.0	0.25
75-00-3	Chloroethane	1.0	U	1.0	0.32

FORM I
GC/MS VOA ORGANICS ANALYSIS DATA SHEET

Lab Name: TestAmerica Canton | Job No.: 240-66021-1

SDG No.:

Client Sample ID: MSA-SW42C-061416 | Lab Sample ID: 240-66021-23

Matrix: Water | Lab File ID: UX956646.D

Analysis Method: 8260C | Date Collected: 06/14/2016 12:43

Sample wt/vol: 5(mL) | Date Analyzed: 06/16/2016 19:40

Soil Aliquot Vol: | Dilution Factor: 1

Soil Extract Vol.: | GC Column: DB-624 ID: 0.18(mm)

% Moisture: | Level: (low/med) Low

Analysis Batch No.: 234863 | Units: ug/L

CAS NO.	COMPOUND NAME	RESULT	Q	RL	MDL
67-66-3	Chloroform	1.0	U	1.0	0.25
74-87-3	Chloromethane	1.0	U	1.0	0.44
156-59-2	cis-1,2-Dichloroethene	1.0	U	1.0	0.26
10061-01-5	cis-1,3-Dichloropropene	1.0	U	1.0	0.46
87-68-3	Hexachlorobutadiene	1.0	U	1.0	0.35
74-95-3	Dibromomethane	1.0	U	1.0	0.42
75-27-4	Bromodichloromethane	1.0	U	1.0	0.29
75-71-8	Dichlorodifluoromethane	1.0	U	1.0	0.32
100-41-4	Ethylbenzene	1.0	U	1.0	0.25
106-93-4	1,2-Dibromoethane	1.0	U	1.0	0.32
108-20-3	Diisopropyl ether	5.0	U	5.0	0.50
91-20-3	Naphthalene	1.0	U	1.0	0.45
179601-23-1	m-Xylene & p-Xylene	2.0	U	2.0	0.24
104-51-8	n-Butylbenzene	1.0	U	1.0	0.31
98-82-8	Isopropylbenzene	1.0	U	1.0	0.35
103-65-1	n-Propylbenzene	1.0	U	1.0	0.40
78-93-3	2-Butanone	5.0	U	5.0	0.53
108-10-1	4-Methyl-2-pentanone	5.0	U	5.0	0.99
135-98-8	sec-Butylbenzene	1.0	U	1.0	0.48
1634-04-4	Methyl tert-butyl ether	1.0	U	1.0	0.20
994-05-8	Tert-amyl-methyl ether (TAME)	5.0	U	5.0	0.30
75-09-2	Methylene Chloride	1.0	U	1.0	0.33
95-47-6	o-Xylene	1.0	U	1.0	0.25
100-42-5	Styrene	1.0	U	1.0	0.45
637-92-3	Ethyl-t-butyl ether (ETBE)	5.0	U	5.0	0.23
98-06-6	tert-Butylbenzene	1.0	U	1.0	0.41
127-18-4	Tetrachloroethene	1.0	U	1.0	0.31
108-88-3	Toluene	1.0	U	1.0	0.23
156-60-5	trans-1,2-Dichloroethene	1.0	U	1.0	0.30
10061-02-6	trans-1,3-Dichloropropene	1.0	U	1.0	0.56
79-01-6	Trichloroethene	0.32	J	1.0	0.22
75-69-4	Trichlorofluoromethane	1.0	U	1.0	0.49
108-05-4	Vinyl acetate	2.0	U	2.0	0.41
75-01-4	Vinyl chloride	0.50	U	0.50	0.29
75-65-0	tert-Butyl alcohol	20	U	20	4.9
1330-20-7	Xylenes, Total	2.0	U	2.0	0.52

FORM I
GC/MS VOA ORGANICS ANALYSIS DATA SHEET

Lab Name: TestAmerica Canton | Job No.: 240-66021-1

SDG No.:

Client Sample ID: MSA-SW42C-061416 | Lab Sample ID: 240-66021-23

Matrix: Water | Lab File ID: UX956646.D

Analysis Method: 8260C | Date Collected: 06/14/2016 12:43

Sample wt/vol: 5(mL) | Date Analyzed: 06/16/2016 19:40

Soil Aliquot Vol: | Dilution Factor: 1

Soil Extract Vol.: | GC Column: DB-624 ID: 0.18(mm)

% Moisture: | Level: (low/med) Low

Analysis Batch No.: 234863 | Units: ug/L

CAS NO.	COMPOUND NAME	RESULT	Q	RL	MDL
124-48-1	Dibromochloromethane	1.0	U	1.0	0.43

CAS NO.	SURROGATE	%REC	Q	LIMITS
17060-07-0	1,2-Dichloroethane-d4 (Surr)	92		78-125
460-00-4	4-Bromofluorobenzene (Surr)	92		61-120
2037-26-5	Toluene-d8 (Surr)	102		80-120
1868-53-7	Dibromofluoromethane (Surr)	95		79-120

FORM I
GC/MS VOA ORGANICS ANALYSIS DATA SHEET
TENTATIVELY IDENTIFIED COMPOUNDS

Lab Name: TestAmerica Canton Job No.: 240-66021-1

SDG No.:

Client Sample ID: MSA-SW42C-061416 Lab Sample ID: 240-66021-23

Matrix: Water Lab File ID: UX956646.D

Analysis Method: 8260C Date Collected: 06/14/2016 12:43

Sample wt/vol: 5(mL) Date Analyzed: 06/16/2016 19:40

Soil Aliquot Vol: Dilution Factor: 1

Soil Extract Vol.: GC Column: DB-624 ID: 0.18(mm)

% Moisture: Level: (low/med) Low

Analysis Batch No.: 234863 Units: ug/L

Number TICs Found: 0 TIC Result Total: 0

CAS NO.	COMPOUND NAME	RT	RESULT	Q
	Tentatively Identified Compound		None	

FORM I
GC/MS VOA ORGANICS ANALYSIS DATA SHEET
TARGETED TENATIVELY IDENTIFIED COMPOUNDS

Lab Name: TestAmerica Canton | Job No.: 240-66021-1

SDG No.:

Client Sample ID: MSA-SW42C-061416 | Lab Sample ID: 240-66021-23

Matrix: Water | Lab File ID: UX956646.D

Analysis Method: 8260C | Date Collected: 06/14/2016 12:43

Sample wt/vol: 5(mL) | Date Analyzed: 06/16/2016 19:40

Soil Aliquot Vol: | Dilution Factor: 1

Soil Extract Vol.: | GC Column: DB-624 ID: 0.18(mm)

% Moisture: | Level: (low/med) Low

Analysis Batch No.: 234863 | Units: ug/L

CAS NO.	COMPOUND NAME	RT	RESULT	Q
75-45-6	Chlorodifluoromethane TIC		1.0	U

FORM I
GC/MS VOA ORGANICS ANALYSIS DATA SHEET

Lab Name: TestAmerica Canton | Job No.: 240-66021-1

SDG No.:

Client Sample ID: MSA-SW42D-061416 | Lab Sample ID: 240-66021-24

Matrix: Water | Lab File ID: UX956647.D

Analysis Method: 8260C | Date Collected: 06/14/2016 12:46

Sample wt/vol: 5(mL) | Date Analyzed: 06/16/2016 20:03

Soil Aliquot Vol: | Dilution Factor: 1

Soil Extract Vol.: | GC Column: DB-624 ID: 0.18(mm)

% Moisture: | Level: (low/med) Low

Analysis Batch No.: 234863 | Units: ug/L

CAS NO.	COMPOUND NAME	RESULT	Q	RL	MDL
630-20-6	1,1,1,2-Tetrachloroethane	1.0	U	1.0	0.28
71-55-6	1,1,1-Trichloroethane	1.0	U	1.0	0.44
79-34-5	1,1,2,2-Tetrachloroethane	1.0	U	1.0	0.22
76-13-1	1,1,2-Trichloro-1,2,2-trichfluoroethane	1.0	U	1.0	0.45
75-34-3	1,1-Dichloroethane	1.0	U	1.0	0.30
75-35-4	1,1-Dichloroethene	1.0	U	1.0	0.45
563-58-6	1,1-Dichloropropene	1.0	U	1.0	0.42
87-61-6	1,2,3-Trichlorobenzene	1.0	U	1.0	0.37
96-18-4	1,2,3-Trichloropropane	1.0	U	1.0	0.44
526-73-8	1,2,3-Trimethylbenzene	5.0	U	5.0	0.47
120-82-1	1,2,4-Trichlorobenzene	1.0	U	1.0	0.32
95-63-6	1,2,4-Trimethylbenzene	1.0	U	1.0	0.41
96-12-8	1,2-Dibromo-3-Chloropropane	5.0	U	5.0	0.82
95-50-1	1,2-Dichlorobenzene	1.0	U	1.0	0.25
107-06-2	1,2-Dichloroethane	1.0	U	1.0	0.23
78-87-5	1,2-Dichloropropane	1.0	U	1.0	0.25
541-73-1	1,3-Dichlorobenzene	1.0	U	1.0	0.19
142-28-9	1,3-Dichloropropane	1.0	U	1.0	0.19
106-46-7	1,4-Dichlorobenzene	1.0	U	1.0	0.27
594-20-7	2,2-Dichloropropane	1.0	U	1.0	0.26
110-75-8	2-Chloroethyl vinyl ether	10	U *	10	0.59
95-49-8	2-Chlorotoluene	1.0	U	1.0	0.40
591-78-6	2-Hexanone	5.0	U	5.0	0.48
108-86-1	Bromobenzene	1.0	U	1.0	0.35
74-97-5	Bromochloromethane	1.0	U	1.0	0.50
106-43-4	4-Chlorotoluene	1.0	U	1.0	0.29
99-87-6	p-Isopropyltoluene	1.0	U	1.0	0.43
67-64-1	Acetone	5.0	U	5.0	0.94
71-43-2	Benzene	1.0	U	1.0	0.35
75-25-2	Bromoform	1.0	U	1.0	0.56
74-83-9	Bromomethane	1.0	U	1.0	0.44
75-15-0	Carbon disulfide	1.0	U	1.0	0.38
56-23-5	Carbon tetrachloride	1.0	U	1.0	0.43
108-90-7	Chlorobenzene	1.0	U	1.0	0.25
75-00-3	Chloroethane	1.0	U	1.0	0.32

FORM I
GC/MS VOA ORGANICS ANALYSIS DATA SHEET

Lab Name: TestAmerica Canton | Job No.: 240-66021-1

SDG No.:

Client Sample ID: MSA-SW42D-061416 | Lab Sample ID: 240-66021-24

Matrix: Water | Lab File ID: UX956647.D

Analysis Method: 8260C | Date Collected: 06/14/2016 12:46

Sample wt/vol: 5(mL) | Date Analyzed: 06/16/2016 20:03

Soil Aliquot Vol: | Dilution Factor: 1

Soil Extract Vol.: | GC Column: DB-624 ID: 0.18(mm)

% Moisture: | Level: (low/med) Low

Analysis Batch No.: 234863 | Units: ug/L

CAS NO.	COMPOUND NAME	RESULT	Q	RL	MDL
67-66-3	Chloroform	1.0	U	1.0	0.25
74-87-3	Chloromethane	1.0	U	1.0	0.44
156-59-2	cis-1,2-Dichloroethene	1.0	U	1.0	0.26
10061-01-5	cis-1,3-Dichloropropene	1.0	U	1.0	0.46
87-68-3	Hexachlorobutadiene	1.0	U	1.0	0.35
74-95-3	Dibromomethane	1.0	U	1.0	0.42
75-27-4	Bromodichloromethane	1.0	U	1.0	0.29
75-71-8	Dichlorodifluoromethane	1.0	U	1.0	0.32
100-41-4	Ethylbenzene	1.0	U	1.0	0.25
106-93-4	1,2-Dibromoethane	1.0	U	1.0	0.32
108-20-3	Diisopropyl ether	5.0	U	5.0	0.50
91-20-3	Naphthalene	1.0	U	1.0	0.45
179601-23-1	m-Xylene & p-Xylene	2.0	U	2.0	0.24
104-51-8	n-Butylbenzene	1.0	U	1.0	0.31
98-82-8	Isopropylbenzene	1.0	U	1.0	0.35
103-65-1	n-Propylbenzene	1.0	U	1.0	0.40
78-93-3	2-Butanone	5.0	U	5.0	0.53
108-10-1	4-Methyl-2-pentanone	5.0	U	5.0	0.99
135-98-8	sec-Butylbenzene	1.0	U	1.0	0.48
1634-04-4	Methyl tert-butyl ether	1.0	U	1.0	0.20
994-05-8	Tert-amyl-methyl ether (TAME)	5.0	U	5.0	0.30
75-09-2	Methylene Chloride	1.0	U	1.0	0.33
95-47-6	o-Xylene	1.0	U	1.0	0.25
100-42-5	Styrene	1.0	U	1.0	0.45
637-92-3	Ethyl-t-butyl ether (ETBE)	5.0	U	5.0	0.23
98-06-6	tert-Butylbenzene	1.0	U	1.0	0.41
127-18-4	Tetrachloroethene	1.0	U	1.0	0.31
108-88-3	Toluene	1.0	U	1.0	0.23
156-60-5	trans-1,2-Dichloroethene	1.0	U	1.0	0.30
10061-02-6	trans-1,3-Dichloropropene	1.0	U	1.0	0.56
79-01-6	Trichloroethene	0.32	J	1.0	0.22
75-69-4	Trichlorofluoromethane	1.0	U	1.0	0.49
108-05-4	Vinyl acetate	2.0	U	2.0	0.41
75-01-4	Vinyl chloride	0.50	U	0.50	0.29
75-65-0	tert-Butyl alcohol	20	U	20	4.9
1330-20-7	Xylenes, Total	2.0	U	2.0	0.52

FORM I
GC/MS VOA ORGANICS ANALYSIS DATA SHEET

Lab Name: TestAmerica Canton | Job No.: 240-66021-1

SDG No.:

Client Sample ID: MSA-SW42D-061416 | Lab Sample ID: 240-66021-24

Matrix: Water | Lab File ID: UX956647.D

Analysis Method: 8260C | Date Collected: 06/14/2016 12:46

Sample wt/vol: 5(mL) | Date Analyzed: 06/16/2016 20:03

Soil Aliquot Vol: | Dilution Factor: 1

Soil Extract Vol.: | GC Column: DB-624 ID: 0.18(mm)

% Moisture: | Level: (low/med) Low

Analysis Batch No.: 234863 | Units: ug/L

CAS NO.	COMPOUND NAME	RESULT	Q	RL	MDL
124-48-1	Dibromochloromethane	1.0	U	1.0	0.43

CAS NO.	SURROGATE	%REC	Q	LIMITS
17060-07-0	1,2-Dichloroethane-d4 (Surr)	91		78-125
460-00-4	4-Bromofluorobenzene (Surr)	94		61-120
2037-26-5	Toluene-d8 (Surr)	105		80-120
1868-53-7	Dibromofluoromethane (Surr)	95		79-120

FORM I
GC/MS VOA ORGANICS ANALYSIS DATA SHEET
TENTATIVELY IDENTIFIED COMPOUNDS

Lab Name: TestAmerica Canton | Job No.: 240-66021-1

SDG No.:

Client Sample ID: MSA-SW42D-061416 | Lab Sample ID: 240-66021-24

Matrix: Water | Lab File ID: UX956647.D

Analysis Method: 8260C | Date Collected: 06/14/2016 12:46

Sample wt/vol: 5(mL) | Date Analyzed: 06/16/2016 20:03

Soil Aliquot Vol: | Dilution Factor: 1

Soil Extract Vol.: | GC Column: DB-624 ID: 0.18(mm)

% Moisture: | Level: (low/med) Low

Analysis Batch No.: 234863 | Units: ug/L

Number TICs Found: 0 | TIC Result Total: 0

CAS NO.	COMPOUND NAME	RT	RESULT	Q
	Tentatively Identified Compound		None	

FORM I
GC/MS VOA ORGANICS ANALYSIS DATA SHEET
TARGETED TENATIVELY IDENTIFIED COMPOUNDS

Lab Name: TestAmerica Canton | Job No.: 240-66021-1

SDG No.:

Client Sample ID: MSA-SW42D-061416 | Lab Sample ID: 240-66021-24

Matrix: Water | Lab File ID: UX956647.D

Analysis Method: 8260C | Date Collected: 06/14/2016 12:46

Sample wt/vol: 5(mL) | Date Analyzed: 06/16/2016 20:03

Soil Aliquot Vol: | Dilution Factor: 1

Soil Extract Vol.: | GC Column: DB-624 ID: 0.18(mm)

% Moisture: | Level: (low/med) Low

Analysis Batch No.: 234863 | Units: ug/L

CAS NO.	COMPOUND NAME	RT	RESULT	Q
75-45-6	Chlorodifluoromethane TIC		1.0	U

FORM I
GC/MS VOA ORGANICS ANALYSIS DATA SHEET

Lab Name: TestAmerica Canton | Job No.: 240-66021-1

SDG No.:

Client Sample ID: MSA-SW43A-061416 | Lab Sample ID: 240-66021-25

Matrix: Water | Lab File ID: UX956648.D

Analysis Method: 8260C | Date Collected: 06/14/2016 10:34

Sample wt/vol: 5(mL) | Date Analyzed: 06/16/2016 20:26

Soil Aliquot Vol: | Dilution Factor: 1

Soil Extract Vol.: | GC Column: DB-624 ID: 0.18(mm)

% Moisture: | Level: (low/med) Low

Analysis Batch No.: 234863 | Units: ug/L

CAS NO.	COMPOUND NAME	RESULT	Q	RL	MDL
630-20-6	1,1,1,2-Tetrachloroethane	1.0	U	1.0	0.28
71-55-6	1,1,1-Trichloroethane	1.0	U	1.0	0.44
79-34-5	1,1,2,2-Tetrachloroethane	1.0	U	1.0	0.22
76-13-1	1,1,2-Trichloro-1,2,2-trichfluoroethane	1.0	U	1.0	0.45
75-34-3	1,1-Dichloroethane	1.0	U	1.0	0.30
75-35-4	1,1-Dichloroethene	1.0	U	1.0	0.45
563-58-6	1,1-Dichloropropene	1.0	U	1.0	0.42
87-61-6	1,2,3-Trichlorobenzene	1.0	U	1.0	0.37
96-18-4	1,2,3-Trichloropropane	1.0	U	1.0	0.44
526-73-8	1,2,3-Trimethylbenzene	5.0	U	5.0	0.47
120-82-1	1,2,4-Trichlorobenzene	1.0	U	1.0	0.32
95-63-6	1,2,4-Trimethylbenzene	1.0	U	1.0	0.41
96-12-8	1,2-Dibromo-3-Chloropropane	5.0	U	5.0	0.82
95-50-1	1,2-Dichlorobenzene	1.0	U	1.0	0.25
107-06-2	1,2-Dichloroethane	1.0	U	1.0	0.23
78-87-5	1,2-Dichloropropane	1.0	U	1.0	0.25
541-73-1	1,3-Dichlorobenzene	1.0	U	1.0	0.19
142-28-9	1,3-Dichloropropane	1.0	U	1.0	0.19
106-46-7	1,4-Dichlorobenzene	1.0	U	1.0	0.27
594-20-7	2,2-Dichloropropane	1.0	U	1.0	0.26
110-75-8	2-Chloroethyl vinyl ether	10	U *	10	0.59
95-49-8	2-Chlorotoluene	1.0	U	1.0	0.40
591-78-6	2-Hexanone	5.0	U	5.0	0.48
108-86-1	Bromobenzene	1.0	U	1.0	0.35
74-97-5	Bromochloromethane	1.0	U	1.0	0.50
106-43-4	4-Chlorotoluene	1.0	U	1.0	0.29
99-87-6	p-Isopropyltoluene	1.0	U	1.0	0.43
67-64-1	Acetone	5.0	U	5.0	0.94
71-43-2	Benzene	1.0	U	1.0	0.35
75-25-2	Bromoform	1.0	U	1.0	0.56
74-83-9	Bromomethane	1.0	U	1.0	0.44
75-15-0	Carbon disulfide	1.0	U	1.0	0.38
56-23-5	Carbon tetrachloride	1.0	U	1.0	0.43
108-90-7	Chlorobenzene	1.0	U	1.0	0.25
75-00-3	Chloroethane	1.0	U	1.0	0.32

FORM I
GC/MS VOA ORGANICS ANALYSIS DATA SHEET

Lab Name: TestAmerica Canton | Job No.: 240-66021-1

SDG No.:

Client Sample ID: MSA-SW43A-061416 | Lab Sample ID: 240-66021-25

Matrix: Water | Lab File ID: UX956648.D

Analysis Method: 8260C | Date Collected: 06/14/2016 10:34

Sample wt/vol: 5(mL) | Date Analyzed: 06/16/2016 20:26

Soil Aliquot Vol: | Dilution Factor: 1

Soil Extract Vol.: | GC Column: DB-624 ID: 0.18(mm)

% Moisture: | Level: (low/med) Low

Analysis Batch No.: 234863 | Units: ug/L

CAS NO.	COMPOUND NAME	RESULT	Q	RL	MDL
67-66-3	Chloroform	1.0	U	1.0	0.25
74-87-3	Chloromethane	1.0	U	1.0	0.44
156-59-2	cis-1,2-Dichloroethene	6.2		1.0	0.26
10061-01-5	cis-1,3-Dichloropropene	1.0	U	1.0	0.46
87-68-3	Hexachlorobutadiene	1.0	U	1.0	0.35
74-95-3	Dibromomethane	1.0	U	1.0	0.42
75-27-4	Bromodichloromethane	1.0	U	1.0	0.29
75-71-8	Dichlorodifluoromethane	1.0	U	1.0	0.32
100-41-4	Ethylbenzene	1.0	U	1.0	0.25
106-93-4	1,2-Dibromoethane	1.0	U	1.0	0.32
108-20-3	Diisopropyl ether	5.0	U	5.0	0.50
91-20-3	Naphthalene	1.0	U	1.0	0.45
179601-23-1	m-Xylene & p-Xylene	2.0	U	2.0	0.24
104-51-8	n-Butylbenzene	1.0	U	1.0	0.31
98-82-8	Isopropylbenzene	1.0	U	1.0	0.35
103-65-1	n-Propylbenzene	1.0	U	1.0	0.40
78-93-3	2-Butanone	5.0	U	5.0	0.53
108-10-1	4-Methyl-2-pentanone	5.0	U	5.0	0.99
135-98-8	sec-Butylbenzene	1.0	U	1.0	0.48
1634-04-4	Methyl tert-butyl ether	1.0	U	1.0	0.20
994-05-8	Tert-amyl-methyl ether (TAME)	5.0	U	5.0	0.30
75-09-2	Methylene Chloride	1.0	U	1.0	0.33
95-47-6	o-Xylene	1.0	U	1.0	0.25
100-42-5	Styrene	1.0	U	1.0	0.45
637-92-3	Ethyl-t-butyl ether (ETBE)	5.0	U	5.0	0.23
98-06-6	tert-Butylbenzene	1.0	U	1.0	0.41
127-18-4	Tetrachloroethene	1.0	U	1.0	0.31
108-88-3	Toluene	1.0	U	1.0	0.23
156-60-5	trans-1,2-Dichloroethene	1.0	U	1.0	0.30
10061-02-6	trans-1,3-Dichloropropene	1.0	U	1.0	0.56
79-01-6	Trichloroethene	3.4		1.0	0.22
75-69-4	Trichlorofluoromethane	1.0	U	1.0	0.49
108-05-4	Vinyl acetate	2.0	U	2.0	0.41
75-01-4	Vinyl chloride	3.9		0.50	0.29
75-65-0	tert-Butyl alcohol	20	U	20	4.9
1330-20-7	Xylenes, Total	2.0	U	2.0	0.52

FORM I
GC/MS VOA ORGANICS ANALYSIS DATA SHEET

Lab Name: TestAmerica Canton | Job No.: 240-66021-1

SDG No.:

Client Sample ID: MSA-SW43A-061416 | Lab Sample ID: 240-66021-25

Matrix: Water | Lab File ID: UX956648.D

Analysis Method: 8260C | Date Collected: 06/14/2016 10:34

Sample wt/vol: 5(mL) | Date Analyzed: 06/16/2016 20:26

Soil Aliquot Vol: | Dilution Factor: 1

Soil Extract Vol.: | GC Column: DB-624 ID: 0.18(mm)

% Moisture: | Level: (low/med) Low

Analysis Batch No.: 234863 | Units: ug/L

CAS NO.	COMPOUND NAME	RESULT	Q	RL	MDL
124-48-1	Dibromochloromethane	1.0	U	1.0	0.43

CAS NO.	SURROGATE	%REC	Q	LIMITS
17060-07-0	1,2-Dichloroethane-d4 (Surr)	92		78-125
460-00-4	4-Bromofluorobenzene (Surr)	92		61-120
2037-26-5	Toluene-d8 (Surr)	105		80-120
1868-53-7	Dibromofluoromethane (Surr)	98		79-120

FORM I
GC/MS VOA ORGANICS ANALYSIS DATA SHEET
TENTATIVELY IDENTIFIED COMPOUNDS

Lab Name: TestAmerica Canton Job No.: 240-66021-1

SDG No.:

Client Sample ID: MSA-SW43A-061416 Lab Sample ID: 240-66021-25

Matrix: Water Lab File ID: UX956648.D

Analysis Method: 8260C Date Collected: 06/14/2016 10:34

Sample wt/vol: 5(mL) Date Analyzed: 06/16/2016 20:26

Soil Aliquot Vol: Dilution Factor: 1

Soil Extract Vol.: GC Column: DB-624 ID: 0.18(mm)

% Moisture: Level: (low/med) Low

Analysis Batch No.: 234863 Units: ug/L

Number TICs Found: 0 TIC Result Total: 0

CAS NO.	COMPOUND NAME	RT	RESULT	Q
	Tentatively Identified Compound		None	

FORM I
GC/MS VOA ORGANICS ANALYSIS DATA SHEET
TARGETED TENATIVELY IDENTIFIED COMPOUNDS

Lab Name: TestAmerica Canton Job No.: 240-66021-1

SDG No.:

Client Sample ID: MSA-SW43A-061416 Lab Sample ID: 240-66021-25

Matrix: Water Lab File ID: UX956648.D

Analysis Method: 8260C Date Collected: 06/14/2016 10:34

Sample wt/vol: 5(mL) Date Analyzed: 06/16/2016 20:26

Soil Aliquot Vol: Dilution Factor: 1

Soil Extract Vol.: GC Column: DB-624 ID: 0.18(mm)

% Moisture: Level: (low/med) Low

Analysis Batch No.: 234863 Units: ug/L

CAS NO.	COMPOUND NAME	RT	RESULT	Q
75-45-6	Chlorodifluoromethane TIC		1.0	U

FORM I
GC/MS VOA ORGANICS ANALYSIS DATA SHEET

Lab Name: TestAmerica Canton | Job No.: 240-66021-1

SDG No.:

Client Sample ID: MSA-SW43B-061416 | Lab Sample ID: 240-66021-26

Matrix: Water | Lab File ID: UX956649.D

Analysis Method: 8260C | Date Collected: 06/14/2016 10:38

Sample wt/vol: 5(mL) | Date Analyzed: 06/16/2016 20:47

Soil Aliquot Vol: | Dilution Factor: 1

Soil Extract Vol.: | GC Column: DB-624 ID: 0.18(mm)

% Moisture: | Level: (low/med) Low

Analysis Batch No.: 234863 | Units: ug/L

CAS NO.	COMPOUND NAME	RESULT	Q	RL	MDL
630-20-6	1,1,1,2-Tetrachloroethane	1.0	U	1.0	0.28
71-55-6	1,1,1-Trichloroethane	1.0	U	1.0	0.44
79-34-5	1,1,2,2-Tetrachloroethane	1.0	U	1.0	0.22
76-13-1	1,1,2-Trichloro-1,2,2-trichfluoroeth ane	1.0	U	1.0	0.45
75-34-3	1,1-Dichloroethane	1.0	U	1.0	0.30
75-35-4	1,1-Dichloroethene	1.0	U	1.0	0.45
563-58-6	1,1-Dichloropropene	1.0	U	1.0	0.42
87-61-6	1,2,3-Trichlorobenzene	1.0	U	1.0	0.37
96-18-4	1,2,3-Trichloropropane	1.0	U	1.0	0.44
526-73-8	1,2,3-Trimethylbenzene	5.0	U	5.0	0.47
120-82-1	1,2,4-Trichlorobenzene	1.0	U	1.0	0.32
95-63-6	1,2,4-Trimethylbenzene	1.0	U	1.0	0.41
96-12-8	1,2-Dibromo-3-Chloropropane	5.0	U	5.0	0.82
95-50-1	1,2-Dichlorobenzene	1.0	U	1.0	0.25
107-06-2	1,2-Dichloroethane	1.0	U	1.0	0.23
78-87-5	1,2-Dichloropropane	1.0	U	1.0	0.25
541-73-1	1,3-Dichlorobenzene	1.0	U	1.0	0.19
142-28-9	1,3-Dichloropropane	1.0	U	1.0	0.19
106-46-7	1,4-Dichlorobenzene	1.0	U	1.0	0.27
594-20-7	2,2-Dichloropropane	1.0	U	1.0	0.26
110-75-8	2-Chloroethyl vinyl ether	10	U *	10	0.59
95-49-8	2-Chlorotoluene	1.0	U	1.0	0.40
591-78-6	2-Hexanone	5.0	U	5.0	0.48
108-86-1	Bromobenzene	1.0	U	1.0	0.35
74-97-5	Bromochloromethane	1.0	U	1.0	0.50
106-43-4	4-Chlorotoluene	1.0	U	1.0	0.29
99-87-6	p-Isopropyltoluene	1.0	U	1.0	0.43
67-64-1	Acetone	5.0	U	5.0	0.94
71-43-2	Benzene	1.0	U	1.0	0.35
75-25-2	Bromoform	1.0	U	1.0	0.56
74-83-9	Bromomethane	1.0	U	1.0	0.44
75-15-0	Carbon disulfide	1.0	U	1.0	0.38
56-23-5	Carbon tetrachloride	1.0	U	1.0	0.43
108-90-7	Chlorobenzene	1.0	U	1.0	0.25
75-00-3	Chloroethane	1.0	U	1.0	0.32

FORM I
GC/MS VOA ORGANICS ANALYSIS DATA SHEET

Lab Name: TestAmerica Canton | Job No.: 240-66021-1

SDG No.:

Client Sample ID: MSA-SW43B-061416 | Lab Sample ID: 240-66021-26

Matrix: Water | Lab File ID: UX956649.D

Analysis Method: 8260C | Date Collected: 06/14/2016 10:38

Sample wt/vol: 5(mL) | Date Analyzed: 06/16/2016 20:47

Soil Aliquot Vol: | Dilution Factor: 1

Soil Extract Vol.: | GC Column: DB-624 ID: 0.18(mm)

% Moisture: | Level: (low/med) Low

Analysis Batch No.: 234863 | Units: ug/L

CAS NO.	COMPOUND NAME	RESULT	Q	RL	MDL
67-66-3	Chloroform	1.0	U	1.0	0.25
74-87-3	Chloromethane	1.0	U	1.0	0.44
156-59-2	cis-1,2-Dichloroethene	5.9		1.0	0.26
10061-01-5	cis-1,3-Dichloropropene	1.0	U	1.0	0.46
87-68-3	Hexachlorobutadiene	1.0	U	1.0	0.35
74-95-3	Dibromomethane	1.0	U	1.0	0.42
75-27-4	Bromodichloromethane	1.0	U	1.0	0.29
75-71-8	Dichlorodifluoromethane	1.0	U	1.0	0.32
100-41-4	Ethylbenzene	1.0	U	1.0	0.25
106-93-4	1,2-Dibromoethane	1.0	U	1.0	0.32
108-20-3	Diisopropyl ether	5.0	U	5.0	0.50
91-20-3	Naphthalene	1.0	U	1.0	0.45
179601-23-1	m-Xylene & p-Xylene	2.0	U	2.0	0.24
104-51-8	n-Butylbenzene	1.0	U	1.0	0.31
98-82-8	Isopropylbenzene	1.0	U	1.0	0.35
103-65-1	n-Propylbenzene	1.0	U	1.0	0.40
78-93-3	2-Butanone	5.0	U	5.0	0.53
108-10-1	4-Methyl-2-pentanone	5.0	U	5.0	0.99
135-98-8	sec-Butylbenzene	1.0	U	1.0	0.48
1634-04-4	Methyl tert-butyl ether	1.0	U	1.0	0.20
994-05-8	Tert-amyl-methyl ether (TAME)	5.0	U	5.0	0.30
75-09-2	Methylene Chloride	1.0	U	1.0	0.33
95-47-6	o-Xylene	1.0	U	1.0	0.25
100-42-5	Styrene	1.0	U	1.0	0.45
637-92-3	Ethyl-t-butyl ether (ETBE)	5.0	U	5.0	0.23
98-06-6	tert-Butylbenzene	1.0	U	1.0	0.41
127-18-4	Tetrachloroethene	1.0	U	1.0	0.31
108-88-3	Toluene	1.0	U	1.0	0.23
156-60-5	trans-1,2-Dichloroethene	1.0	U	1.0	0.30
10061-02-6	trans-1,3-Dichloropropene	1.0	U	1.0	0.56
79-01-6	Trichloroethene	3.8		1.0	0.22
75-69-4	Trichlorofluoromethane	1.0	U	1.0	0.49
108-05-4	Vinyl acetate	2.0	U	2.0	0.41
75-01-4	Vinyl chloride	2.6		0.50	0.29
75-65-0	tert-Butyl alcohol	20	U	20	4.9
1330-20-7	Xylenes, Total	2.0	U	2.0	0.52

FORM I
GC/MS VOA ORGANICS ANALYSIS DATA SHEET

Lab Name: TestAmerica Canton | Job No.: 240-66021-1

SDG No.:

Client Sample ID: MSA-SW43B-061416 | Lab Sample ID: 240-66021-26

Matrix: Water | Lab File ID: UX956649.D

Analysis Method: 8260C | Date Collected: 06/14/2016 10:38

Sample wt/vol: 5(mL) | Date Analyzed: 06/16/2016 20:47

Soil Aliquot Vol: | Dilution Factor: 1

Soil Extract Vol.: | GC Column: DB-624 ID: 0.18(mm)

% Moisture: | Level: (low/med) Low

Analysis Batch No.: 234863 | Units: ug/L

CAS NO.	COMPOUND NAME	RESULT	Q	RL	MDL
124-48-1	Dibromochloromethane	1.0	U	1.0	0.43

CAS NO.	SURROGATE	%REC	Q	LIMITS
17060-07-0	1,2-Dichloroethane-d4 (Surr)	89		78-125
460-00-4	4-Bromofluorobenzene (Surr)	94		61-120
2037-26-5	Toluene-d8 (Surr)	105		80-120
1868-53-7	Dibromofluoromethane (Surr)	92		79-120

FORM I
GC/MS VOA ORGANICS ANALYSIS DATA SHEET
TENTATIVELY IDENTIFIED COMPOUNDS

Lab Name: TestAmerica Canton Job No.: 240-66021-1

SDG No.:

Client Sample ID: MSA-SW43B-061416 Lab Sample ID: 240-66021-26

Matrix: Water Lab File ID: UX956649.D

Analysis Method: 8260C Date Collected: 06/14/2016 10:38

Sample wt/vol: 5(mL) Date Analyzed: 06/16/2016 20:47

Soil Aliquot Vol: Dilution Factor: 1

Soil Extract Vol.: GC Column: DB-624 ID: 0.18(mm)

% Moisture: Level: (low/med) Low

Analysis Batch No.: 234863 Units: ug/L

Number TICs Found: 0 TIC Result Total: 0

CAS NO.	COMPOUND NAME	RT	RESULT	Q
	Tentatively Identified Compound		None	

FORM I
GC/MS VOA ORGANICS ANALYSIS DATA SHEET
TARGETED TENATIVELY IDENTIFIED COMPOUNDS

Lab Name: TestAmerica Canton | Job No.: 240-66021-1

SDG No.:

Client Sample ID: MSA-SW43B-061416 | Lab Sample ID: 240-66021-26

Matrix: Water | Lab File ID: UX956649.D

Analysis Method: 8260C | Date Collected: 06/14/2016 10:38

Sample wt/vol: 5(mL) | Date Analyzed: 06/16/2016 20:47

Soil Aliquot Vol: | Dilution Factor: 1

Soil Extract Vol.: | GC Column: DB-624 ID: 0.18(mm)

% Moisture: | Level: (low/med) Low

Analysis Batch No.: 234863 | Units: ug/L

CAS NO.	COMPOUND NAME	RT	RESULT	Q
75-45-6	Chlorodifluoromethane TIC		1.0	U

FORM I
GC/MS VOA ORGANICS ANALYSIS DATA SHEET

Lab Name: TestAmerica Canton | Job No.: 240-66021-1

SDG No.:

Client Sample ID: MSA-SW43C-061416 | Lab Sample ID: 240-66021-27

Matrix: Water | Lab File ID: UX956650.D

Analysis Method: 8260C | Date Collected: 06/14/2016 10:43

Sample wt/vol: 5(mL) | Date Analyzed: 06/16/2016 21:10

Soil Aliquot Vol: | Dilution Factor: 1

Soil Extract Vol.: | GC Column: DB-624 ID: 0.18(mm)

% Moisture: | Level: (low/med) Low

Analysis Batch No.: 234863 | Units: ug/L

CAS NO.	COMPOUND NAME	RESULT	Q	RL	MDL
630-20-6	1,1,1,2-Tetrachloroethane	1.0	U	1.0	0.28
71-55-6	1,1,1-Trichloroethane	1.0	U	1.0	0.44
79-34-5	1,1,2,2-Tetrachloroethane	1.0	U	1.0	0.22
76-13-1	1,1,2-Trichloro-1,2,2-trichfluoroeth ane	1.0	U	1.0	0.45
75-34-3	1,1-Dichloroethane	1.0	U	1.0	0.30
75-35-4	1,1-Dichloroethene	1.0	U	1.0	0.45
563-58-6	1,1-Dichloropropene	1.0	U	1.0	0.42
87-61-6	1,2,3-Trichlorobenzene	1.0	U	1.0	0.37
96-18-4	1,2,3-Trichloropropane	1.0	U	1.0	0.44
526-73-8	1,2,3-Trimethylbenzene	5.0	U	5.0	0.47
120-82-1	1,2,4-Trichlorobenzene	1.0	U	1.0	0.32
95-63-6	1,2,4-Trimethylbenzene	1.0	U	1.0	0.41
96-12-8	1,2-Dibromo-3-Chloropropane	5.0	U	5.0	0.82
95-50-1	1,2-Dichlorobenzene	1.0	U	1.0	0.25
107-06-2	1,2-Dichloroethane	1.0	U	1.0	0.23
78-87-5	1,2-Dichloropropane	1.0	U	1.0	0.25
541-73-1	1,3-Dichlorobenzene	1.0	U	1.0	0.19
142-28-9	1,3-Dichloropropane	1.0	U	1.0	0.19
106-46-7	1,4-Dichlorobenzene	1.0	U	1.0	0.27
594-20-7	2,2-Dichloropropane	1.0	U	1.0	0.26
110-75-8	2-Chloroethyl vinyl ether	10	U *	10	0.59
95-49-8	2-Chlorotoluene	1.0	U	1.0	0.40
591-78-6	2-Hexanone	5.0	U	5.0	0.48
108-86-1	Bromobenzene	1.0	U	1.0	0.35
74-97-5	Bromochloromethane	1.0	U	1.0	0.50
106-43-4	4-Chlorotoluene	1.0	U	1.0	0.29
99-87-6	p-Isopropyltoluene	1.0	U	1.0	0.43
67-64-1	Acetone	5.0	U	5.0	0.94
71-43-2	Benzene	1.0	U	1.0	0.35
75-25-2	Bromoform	1.0	U	1.0	0.56
74-83-9	Bromomethane	1.0	U	1.0	0.44
75-15-0	Carbon disulfide	1.0	U	1.0	0.38
56-23-5	Carbon tetrachloride	1.0	U	1.0	0.43
108-90-7	Chlorobenzene	1.0	U	1.0	0.25
75-00-3	Chloroethane	1.0	U	1.0	0.32

FORM I
GC/MS VOA ORGANICS ANALYSIS DATA SHEET

Lab Name: TestAmerica Canton | Job No.: 240-66021-1

SDG No.:

Client Sample ID: MSA-SW43C-061416 | Lab Sample ID: 240-66021-27

Matrix: Water | Lab File ID: UX956650.D

Analysis Method: 8260C | Date Collected: 06/14/2016 10:43

Sample wt/vol: 5(mL) | Date Analyzed: 06/16/2016 21:10

Soil Aliquot Vol: | Dilution Factor: 1

Soil Extract Vol.: | GC Column: DB-624 ID: 0.18(mm)

% Moisture: | Level: (low/med) Low

Analysis Batch No.: 234863 | Units: ug/L

CAS NO.	COMPOUND NAME	RESULT	Q	RL	MDL
67-66-3	Chloroform	1.0	U	1.0	0.25
74-87-3	Chloromethane	1.0	U	1.0	0.44
156-59-2	cis-1,2-Dichloroethene	0.60	J	1.0	0.26
10061-01-5	cis-1,3-Dichloropropene	1.0	U	1.0	0.46
87-68-3	Hexachlorobutadiene	1.0	U	1.0	0.35
74-95-3	Dibromomethane	1.0	U	1.0	0.42
75-27-4	Bromodichloromethane	1.0	U	1.0	0.29
75-71-8	Dichlorodifluoromethane	1.0	U	1.0	0.32
100-41-4	Ethylbenzene	1.0	U	1.0	0.25
106-93-4	1,2-Dibromoethane	1.0	U	1.0	0.32
108-20-3	Diisopropyl ether	5.0	U	5.0	0.50
91-20-3	Naphthalene	1.0	U	1.0	0.45
179601-23-1	m-Xylene & p-Xylene	2.0	U	2.0	0.24
104-51-8	n-Butylbenzene	1.0	U	1.0	0.31
98-82-8	Isopropylbenzene	1.0	U	1.0	0.35
103-65-1	n-Propylbenzene	1.0	U	1.0	0.40
78-93-3	2-Butanone	5.0	U	5.0	0.53
108-10-1	4-Methyl-2-pentanone	5.0	U	5.0	0.99
135-98-8	sec-Butylbenzene	1.0	U	1.0	0.48
1634-04-4	Methyl tert-butyl ether	1.0	U	1.0	0.20
994-05-8	Tert-amyl-methyl ether (TAME)	5.0	U	5.0	0.30
75-09-2	Methylene Chloride	1.0	U	1.0	0.33
95-47-6	o-Xylene	1.0	U	1.0	0.25
100-42-5	Styrene	1.0	U	1.0	0.45
637-92-3	Ethyl-t-butyl ether (ETBE)	5.0	U	5.0	0.23
98-06-6	tert-Butylbenzene	1.0	U	1.0	0.41
127-18-4	Tetrachloroethene	1.0	U	1.0	0.31
108-88-3	Toluene	1.0	U	1.0	0.23
156-60-5	trans-1,2-Dichloroethene	1.0	U	1.0	0.30
10061-02-6	trans-1,3-Dichloropropene	1.0	U	1.0	0.56
79-01-6	Trichloroethene	1.0		1.0	0.22
75-69-4	Trichlorofluoromethane	1.0	U	1.0	0.49
108-05-4	Vinyl acetate	2.0	U	2.0	0.41
75-01-4	Vinyl chloride	0.50	U	0.50	0.29
75-65-0	tert-Butyl alcohol	20	U	20	4.9
1330-20-7	Xylenes, Total	2.0	U	2.0	0.52

FORM I
GC/MS VOA ORGANICS ANALYSIS DATA SHEET

Lab Name: TestAmerica Canton | Job No.: 240-66021-1

SDG No.:

Client Sample ID: MSA-SW43C-061416 | Lab Sample ID: 240-66021-27

Matrix: Water | Lab File ID: UX956650.D

Analysis Method: 8260C | Date Collected: 06/14/2016 10:43

Sample wt/vol: 5(mL) | Date Analyzed: 06/16/2016 21:10

Soil Aliquot Vol: | Dilution Factor: 1

Soil Extract Vol.: | GC Column: DB-624 ID: 0.18(mm)

% Moisture: | Level: (low/med) Low

Analysis Batch No.: 234863 | Units: ug/L

CAS NO.	COMPOUND NAME	RESULT	Q	RL	MDL
124-48-1	Dibromochloromethane	1.0	U	1.0	0.43

CAS NO.	SURROGATE	%REC	Q	LIMITS
17060-07-0	1,2-Dichloroethane-d4 (Surr)	92		78-125
460-00-4	4-Bromofluorobenzene (Surr)	93		61-120
2037-26-5	Toluene-d8 (Surr)	105		80-120
1868-53-7	Dibromofluoromethane (Surr)	95		79-120

FORM I
GC/MS VOA ORGANICS ANALYSIS DATA SHEET
TENTATIVELY IDENTIFIED COMPOUNDS

Lab Name: TestAmerica Canton Job No.: 240-66021-1

SDG No.:

Client Sample ID: MSA-SW43C-061416 Lab Sample ID: 240-66021-27

Matrix: Water Lab File ID: UX956650.D

Analysis Method: 8260C Date Collected: 06/14/2016 10:43

Sample wt/vol: 5(mL) Date Analyzed: 06/16/2016 21:10

Soil Aliquot Vol: Dilution Factor: 1

Soil Extract Vol.: GC Column: DB-624 ID: 0.18(mm)

% Moisture: Level: (low/med) Low

Analysis Batch No.: 234863 Units: ug/L

Number TICs Found: 0 TIC Result Total: 0

CAS NO.	COMPOUND NAME	RT	RESULT	Q
	Tentatively Identified Compound		None	

FORM I
GC/MS VOA ORGANICS ANALYSIS DATA SHEET
TARGETED TENATIVELY IDENTIFIED COMPOUNDS

Lab Name: TestAmerica Canton | Job No.: 240-66021-1

SDG No.:

Client Sample ID: MSA-SW43C-061416 | Lab Sample ID: 240-66021-27

Matrix: Water | Lab File ID: UX956650.D

Analysis Method: 8260C | Date Collected: 06/14/2016 10:43

Sample wt/vol: 5(mL) | Date Analyzed: 06/16/2016 21:10

Soil Aliquot Vol: | Dilution Factor: 1

Soil Extract Vol.: | GC Column: DB-624 ID: 0.18(mm)

% Moisture: | Level: (low/med) Low

Analysis Batch No.: 234863 | Units: ug/L

CAS NO.	COMPOUND NAME	RT	RESULT	Q
75-45-6	Chlorodifluoromethane TIC		1.0	U

FORM I
GC/MS VOA ORGANICS ANALYSIS DATA SHEET

Lab Name: TestAmerica Canton | Job No.: 240-66021-1

SDG No.:

Client Sample ID: MSA-SW43D-061416 | Lab Sample ID: 240-66021-28

Matrix: Water | Lab File ID: UX956651.D

Analysis Method: 8260C | Date Collected: 06/14/2016 10:47

Sample wt/vol: 5(mL) | Date Analyzed: 06/16/2016 21:33

Soil Aliquot Vol: | Dilution Factor: 1

Soil Extract Vol.: | GC Column: DB-624 ID: 0.18(mm)

% Moisture: | Level: (low/med) Low

Analysis Batch No.: 234863 | Units: ug/L

CAS NO.	COMPOUND NAME	RESULT	Q	RL	MDL
630-20-6	1,1,1,2-Tetrachloroethane	1.0	U	1.0	0.28
71-55-6	1,1,1-Trichloroethane	1.0	U	1.0	0.44
79-34-5	1,1,2,2-Tetrachloroethane	1.0	U	1.0	0.22
76-13-1	1,1,2-Trichloro-1,2,2-trichfluoroeth ane	1.0	U	1.0	0.45
75-34-3	1,1-Dichloroethane	1.0	U	1.0	0.30
75-35-4	1,1-Dichloroethene	1.0	U	1.0	0.45
563-58-6	1,1-Dichloropropene	1.0	U	1.0	0.42
87-61-6	1,2,3-Trichlorobenzene	1.0	U	1.0	0.37
96-18-4	1,2,3-Trichloropropane	1.0	U	1.0	0.44
526-73-8	1,2,3-Trimethylbenzene	5.0	U	5.0	0.47
120-82-1	1,2,4-Trichlorobenzene	1.0	U	1.0	0.32
95-63-6	1,2,4-Trimethylbenzene	1.0	U	1.0	0.41
96-12-8	1,2-Dibromo-3-Chloropropane	5.0	U	5.0	0.82
95-50-1	1,2-Dichlorobenzene	1.0	U	1.0	0.25
107-06-2	1,2-Dichloroethane	1.0	U	1.0	0.23
78-87-5	1,2-Dichloropropane	1.0	U	1.0	0.25
541-73-1	1,3-Dichlorobenzene	1.0	U	1.0	0.19
142-28-9	1,3-Dichloropropane	1.0	U	1.0	0.19
106-46-7	1,4-Dichlorobenzene	1.0	U	1.0	0.27
594-20-7	2,2-Dichloropropane	1.0	U	1.0	0.26
110-75-8	2-Chloroethyl vinyl ether	10	U *	10	0.59
95-49-8	2-Chlorotoluene	1.0	U	1.0	0.40
591-78-6	2-Hexanone	5.0	U	5.0	0.48
108-86-1	Bromobenzene	1.0	U	1.0	0.35
74-97-5	Bromochloromethane	1.0	U	1.0	0.50
106-43-4	4-Chlorotoluene	1.0	U	1.0	0.29
99-87-6	p-Isopropyltoluene	1.0	U	1.0	0.43
67-64-1	Acetone	5.0	U	5.0	0.94
71-43-2	Benzene	1.0	U	1.0	0.35
75-25-2	Bromoform	1.0	U	1.0	0.56
74-83-9	Bromomethane	1.0	U	1.0	0.44
75-15-0	Carbon disulfide	1.0	U	1.0	0.38
56-23-5	Carbon tetrachloride	1.0	U	1.0	0.43
108-90-7	Chlorobenzene	1.0	U	1.0	0.25
75-00-3	Chloroethane	1.0	U	1.0	0.32

FORM I
GC/MS VOA ORGANICS ANALYSIS DATA SHEET

Lab Name: TestAmerica Canton | Job No.: 240-66021-1

SDG No.:

Client Sample ID: MSA-SW43D-061416 | Lab Sample ID: 240-66021-28

Matrix: Water | Lab File ID: UX956651.D

Analysis Method: 8260C | Date Collected: 06/14/2016 10:47

Sample wt/vol: 5(mL) | Date Analyzed: 06/16/2016 21:33

Soil Aliquot Vol: | Dilution Factor: 1

Soil Extract Vol.: | GC Column: DB-624 ID: 0.18(mm)

% Moisture: | Level: (low/med) Low

Analysis Batch No.: 234863 | Units: ug/L

CAS NO.	COMPOUND NAME	RESULT	Q	RL	MDL
67-66-3	Chloroform	1.0	U	1.0	0.25
74-87-3	Chloromethane	1.0	U	1.0	0.44
156-59-2	cis-1,2-Dichloroethene	0.55	J	1.0	0.26
10061-01-5	cis-1,3-Dichloropropene	1.0	U	1.0	0.46
87-68-3	Hexachlorobutadiene	1.0	U	1.0	0.35
74-95-3	Dibromomethane	1.0	U	1.0	0.42
75-27-4	Bromodichloromethane	1.0	U	1.0	0.29
75-71-8	Dichlorodifluoromethane	1.0	U	1.0	0.32
100-41-4	Ethylbenzene	1.0	U	1.0	0.25
106-93-4	1,2-Dibromoethane	1.0	U	1.0	0.32
108-20-3	Diisopropyl ether	5.0	U	5.0	0.50
91-20-3	Naphthalene	1.0	U	1.0	0.45
179601-23-1	m-Xylene & p-Xylene	2.0	U	2.0	0.24
104-51-8	n-Butylbenzene	1.0	U	1.0	0.31
98-82-8	Isopropylbenzene	1.0	U	1.0	0.35
103-65-1	n-Propylbenzene	1.0	U	1.0	0.40
78-93-3	2-Butanone	5.0	U	5.0	0.53
108-10-1	4-Methyl-2-pentanone	5.0	U	5.0	0.99
135-98-8	sec-Butylbenzene	1.0	U	1.0	0.48
1634-04-4	Methyl tert-butyl ether	1.0	U	1.0	0.20
994-05-8	Tert-amyl-methyl ether (TAME)	5.0	U	5.0	0.30
75-09-2	Methylene Chloride	1.0	U	1.0	0.33
95-47-6	o-Xylene	1.0	U	1.0	0.25
100-42-5	Styrene	1.0	U	1.0	0.45
637-92-3	Ethyl-t-butyl ether (ETBE)	5.0	U	5.0	0.23
98-06-6	tert-Butylbenzene	1.0	U	1.0	0.41
127-18-4	Tetrachloroethene	1.0	U	1.0	0.31
108-88-3	Toluene	1.0	U	1.0	0.23
156-60-5	trans-1,2-Dichloroethene	1.0	U	1.0	0.30
10061-02-6	trans-1,3-Dichloropropene	1.0	U	1.0	0.56
79-01-6	Trichloroethene	0.97	J	1.0	0.22
75-69-4	Trichlorofluoromethane	1.0	U	1.0	0.49
108-05-4	Vinyl acetate	2.0	U	2.0	0.41
75-01-4	Vinyl chloride	0.50	U	0.50	0.29
75-65-0	tert-Butyl alcohol	20	U	20	4.9
1330-20-7	Xylenes, Total	2.0	U	2.0	0.52

FORM I
GC/MS VOA ORGANICS ANALYSIS DATA SHEET

Lab Name: TestAmerica Canton | Job No.: 240-66021-1

SDG No.:

Client Sample ID: MSA-SW43D-061416 | Lab Sample ID: 240-66021-28

Matrix: Water | Lab File ID: UX956651.D

Analysis Method: 8260C | Date Collected: 06/14/2016 10:47

Sample wt/vol: 5(mL) | Date Analyzed: 06/16/2016 21:33

Soil Aliquot Vol: | Dilution Factor: 1

Soil Extract Vol.: | GC Column: DB-624 ID: 0.18(mm)

% Moisture: | Level: (low/med) Low

Analysis Batch No.: 234863 | Units: ug/L

CAS NO.	COMPOUND NAME	RESULT	Q	RL	MDL
124-48-1	Dibromochloromethane	1.0	U	1.0	0.43

CAS NO.	SURROGATE	%REC	Q	LIMITS
17060-07-0	1,2-Dichloroethane-d4 (Surr)	91		78-125
460-00-4	4-Bromofluorobenzene (Surr)	92		61-120
2037-26-5	Toluene-d8 (Surr)	103		80-120
1868-53-7	Dibromofluoromethane (Surr)	96		79-120

FORM I
GC/MS VOA ORGANICS ANALYSIS DATA SHEET
TENTATIVELY IDENTIFIED COMPOUNDS

Lab Name: TestAmerica Canton Job No.: 240-66021-1

SDG No.:

Client Sample ID: MSA-SW43D-061416 Lab Sample ID: 240-66021-28

Matrix: Water Lab File ID: UX956651.D

Analysis Method: 8260C Date Collected: 06/14/2016 10:47

Sample wt/vol: 5(mL) Date Analyzed: 06/16/2016 21:33

Soil Aliquot Vol: Dilution Factor: 1

Soil Extract Vol.: GC Column: DB-624 ID: 0.18(mm)

% Moisture: Level: (low/med) Low

Analysis Batch No.: 234863 Units: ug/L

Number TICs Found: 0 TIC Result Total: 0

CAS NO.	COMPOUND NAME	RT	RESULT	Q
	Tentatively Identified Compound		None	

FORM I
GC/MS VOA ORGANICS ANALYSIS DATA SHEET
TARGETED TENATIVELY IDENTIFIED COMPOUNDS

Lab Name: TestAmerica Canton | Job No.: 240-66021-1

SDG No.:

Client Sample ID: MSA-SW43D-061416 | Lab Sample ID: 240-66021-28

Matrix: Water | Lab File ID: UX956651.D

Analysis Method: 8260C | Date Collected: 06/14/2016 10:47

Sample wt/vol: 5(mL) | Date Analyzed: 06/16/2016 21:33

Soil Aliquot Vol: | Dilution Factor: 1

Soil Extract Vol.: | GC Column: DB-624 ID: 0.18(mm)

% Moisture: | Level: (low/med) Low

Analysis Batch No.: 234863 | Units: ug/L

CAS NO.	COMPOUND NAME	RT	RESULT	Q
75-45-6	Chlorodifluoromethane TIC		1.0	U

FORM I
GC/MS VOA ORGANICS ANALYSIS DATA SHEET

Lab Name: TestAmerica Canton | Job No.: 240-66021-1

SDG No.:

Client Sample ID: MSA-SW44A-061416 | Lab Sample ID: 240-66021-29

Matrix: Water | Lab File ID: UX956652.D

Analysis Method: 8260C | Date Collected: 06/14/2016 10:12

Sample wt/vol: 5(mL) | Date Analyzed: 06/16/2016 21:56

Soil Aliquot Vol: | Dilution Factor: 1

Soil Extract Vol.: | GC Column: DB-624 ID: 0.18(mm)

% Moisture: | Level: (low/med) Low

Analysis Batch No.: 234863 | Units: ug/L

CAS NO.	COMPOUND NAME	RESULT	Q	RL	MDL
630-20-6	1,1,1,2-Tetrachloroethane	1.0	U	1.0	0.28
71-55-6	1,1,1-Trichloroethane	1.0	U	1.0	0.44
79-34-5	1,1,2,2-Tetrachloroethane	1.0	U	1.0	0.22
76-13-1	1,1,2-Trichloro-1,2,2-trichfluoroeth ane	1.0	U	1.0	0.45
75-34-3	1,1-Dichloroethane	1.0	U	1.0	0.30
75-35-4	1,1-Dichloroethene	1.0	U	1.0	0.45
563-58-6	1,1-Dichloropropene	1.0	U	1.0	0.42
87-61-6	1,2,3-Trichlorobenzene	1.0	U	1.0	0.37
96-18-4	1,2,3-Trichloropropane	1.0	U	1.0	0.44
526-73-8	1,2,3-Trimethylbenzene	5.0	U	5.0	0.47
120-82-1	1,2,4-Trichlorobenzene	1.0	U	1.0	0.32
95-63-6	1,2,4-Trimethylbenzene	1.0	U	1.0	0.41
96-12-8	1,2-Dibromo-3-Chloropropane	5.0	U	5.0	0.82
95-50-1	1,2-Dichlorobenzene	1.0	U	1.0	0.25
107-06-2	1,2-Dichloroethane	1.0	U	1.0	0.23
78-87-5	1,2-Dichloropropane	1.0	U	1.0	0.25
541-73-1	1,3-Dichlorobenzene	1.0	U	1.0	0.19
142-28-9	1,3-Dichloropropane	1.0	U	1.0	0.19
106-46-7	1,4-Dichlorobenzene	1.0	U	1.0	0.27
594-20-7	2,2-Dichloropropane	1.0	U	1.0	0.26
110-75-8	2-Chloroethyl vinyl ether	10	U *	10	0.59
95-49-8	2-Chlorotoluene	1.0	U	1.0	0.40
591-78-6	2-Hexanone	5.0	U	5.0	0.48
108-86-1	Bromobenzene	1.0	U	1.0	0.35
74-97-5	Bromochloromethane	1.0	U	1.0	0.50
106-43-4	4-Chlorotoluene	1.0	U	1.0	0.29
99-87-6	p-Isopropyltoluene	1.0	U	1.0	0.43
67-64-1	Acetone	5.0	U	5.0	0.94
71-43-2	Benzene	1.0	U	1.0	0.35
75-25-2	Bromoform	1.0	U	1.0	0.56
74-83-9	Bromomethane	1.0	U	1.0	0.44
75-15-0	Carbon disulfide	1.0	U	1.0	0.38
56-23-5	Carbon tetrachloride	1.0	U	1.0	0.43
108-90-7	Chlorobenzene	1.0	U	1.0	0.25
75-00-3	Chloroethane	1.0	U	1.0	0.32

FORM I
GC/MS VOA ORGANICS ANALYSIS DATA SHEET

Lab Name: TestAmerica Canton | Job No.: 240-66021-1

SDG No.:

Client Sample ID: MSA-SW44A-061416 | Lab Sample ID: 240-66021-29

Matrix: Water | Lab File ID: UX956652.D

Analysis Method: 8260C | Date Collected: 06/14/2016 10:12

Sample wt/vol: 5(mL) | Date Analyzed: 06/16/2016 21:56

Soil Aliquot Vol: | Dilution Factor: 1

Soil Extract Vol.: | GC Column: DB-624 ID: 0.18(mm)

% Moisture: | Level: (low/med) Low

Analysis Batch No.: 234863 | Units: ug/L

CAS NO.	COMPOUND NAME	RESULT	Q	RL	MDL
67-66-3	Chloroform	1.0	U	1.0	0.25
74-87-3	Chloromethane	1.0	U	1.0	0.44
156-59-2	cis-1,2-Dichloroethene	2.7		1.0	0.26
10061-01-5	cis-1,3-Dichloropropene	1.0	U	1.0	0.46
87-68-3	Hexachlorobutadiene	1.0	U	1.0	0.35
74-95-3	Dibromomethane	1.0	U	1.0	0.42
75-27-4	Bromodichloromethane	1.0	U	1.0	0.29
75-71-8	Dichlorodifluoromethane	1.0	U	1.0	0.32
100-41-4	Ethylbenzene	1.0	U	1.0	0.25
106-93-4	1,2-Dibromoethane	1.0	U	1.0	0.32
108-20-3	Diisopropyl ether	5.0	U	5.0	0.50
91-20-3	Naphthalene	1.0	U	1.0	0.45
179601-23-1	m-Xylene & p-Xylene	2.0	U	2.0	0.24
104-51-8	n-Butylbenzene	1.0	U	1.0	0.31
98-82-8	Isopropylbenzene	1.0	U	1.0	0.35
103-65-1	n-Propylbenzene	1.0	U	1.0	0.40
78-93-3	2-Butanone	5.0	U	5.0	0.53
108-10-1	4-Methyl-2-pentanone	5.0	U	5.0	0.99
135-98-8	sec-Butylbenzene	1.0	U	1.0	0.48
1634-04-4	Methyl tert-butyl ether	1.0	U	1.0	0.20
994-05-8	Tert-amyl-methyl ether (TAME)	5.0	U	5.0	0.30
75-09-2	Methylene Chloride	1.0	U	1.0	0.33
95-47-6	o-Xylene	1.0	U	1.0	0.25
100-42-5	Styrene	1.0	U	1.0	0.45
637-92-3	Ethyl-t-butyl ether (ETBE)	5.0	U	5.0	0.23
98-06-6	tert-Butylbenzene	1.0	U	1.0	0.41
127-18-4	Tetrachloroethene	1.0	U	1.0	0.31
108-88-3	Toluene	1.0	U	1.0	0.23
156-60-5	trans-1,2-Dichloroethene	1.0	U	1.0	0.30
10061-02-6	trans-1,3-Dichloropropene	1.0	U	1.0	0.56
79-01-6	Trichloroethene	2.0		1.0	0.22
75-69-4	Trichlorofluoromethane	1.0	U	1.0	0.49
108-05-4	Vinyl acetate	2.0	U	2.0	0.41
75-01-4	Vinyl chloride	1.3		0.50	0.29
75-65-0	tert-Butyl alcohol	20	U	20	4.9
1330-20-7	Xylenes, Total	2.0	U	2.0	0.52

FORM I
GC/MS VOA ORGANICS ANALYSIS DATA SHEET

Lab Name: TestAmerica Canton | Job No.: 240-66021-1

SDG No.:

Client Sample ID: MSA-SW44A-061416 | Lab Sample ID: 240-66021-29

Matrix: Water | Lab File ID: UX956652.D

Analysis Method: 8260C | Date Collected: 06/14/2016 10:12

Sample wt/vol: 5(mL) | Date Analyzed: 06/16/2016 21:56

Soil Aliquot Vol: | Dilution Factor: 1

Soil Extract Vol.: | GC Column: DB-624 ID: 0.18(mm)

% Moisture: | Level: (low/med) Low

Analysis Batch No.: 234863 | Units: ug/L

CAS NO.	COMPOUND NAME	RESULT	Q	RL	MDL
124-48-1	Dibromochloromethane	1.0	U	1.0	0.43

CAS NO.	SURROGATE	%REC	Q	LIMITS
17060-07-0	1,2-Dichloroethane-d4 (Surr)	93		78-125
460-00-4	4-Bromofluorobenzene (Surr)	89		61-120
2037-26-5	Toluene-d8 (Surr)	104		80-120
1868-53-7	Dibromofluoromethane (Surr)	94		79-120

FORM I
GC/MS VOA ORGANICS ANALYSIS DATA SHEET
TENTATIVELY IDENTIFIED COMPOUNDS

Lab Name: TestAmerica Canton Job No.: 240-66021-1

SDG No.:

Client Sample ID: MSA-SW44A-061416 Lab Sample ID: 240-66021-29

Matrix: Water Lab File ID: UX956652.D

Analysis Method: 8260C Date Collected: 06/14/2016 10:12

Sample wt/vol: 5(mL) Date Analyzed: 06/16/2016 21:56

Soil Aliquot Vol: Dilution Factor: 1

Soil Extract Vol.: GC Column: DB-624 ID: 0.18(mm)

% Moisture: Level: (low/med) Low

Analysis Batch No.: 234863 Units: ug/L

Number TICs Found: 0 TIC Result Total: 0

CAS NO.	COMPOUND NAME	RT	RESULT	Q
	Tentatively Identified Compound		None	

FORM I
GC/MS VOA ORGANICS ANALYSIS DATA SHEET
TARGETED TENATIVELY IDENTIFIED COMPOUNDS

Lab Name: TestAmerica Canton Job No.: 240-66021-1

SDG No.:

Client Sample ID: MSA-SW44A-061416 Lab Sample ID: 240-66021-29

Matrix: Water Lab File ID: UX956652.D

Analysis Method: 8260C Date Collected: 06/14/2016 10:12

Sample wt/vol: 5(mL) Date Analyzed: 06/16/2016 21:56

Soil Aliquot Vol: Dilution Factor: 1

Soil Extract Vol.: GC Column: DB-624 ID: 0.18(mm)

% Moisture: Level: (low/med) Low

Analysis Batch No.: 234863 Units: ug/L

CAS NO.	COMPOUND NAME	RT	RESULT	Q
75-45-6	Chlorodifluoromethane TIC		1.0	U

FORM I
GC/MS VOA ORGANICS ANALYSIS DATA SHEET

Lab Name: TestAmerica Canton | Job No.: 240-66021-1

SDG No.:

Client Sample ID: MSA-SW44B-061416 | Lab Sample ID: 240-66021-30

Matrix: Water | Lab File ID: UX956653.D

Analysis Method: 8260C | Date Collected: 06/14/2016 10:17

Sample wt/vol: 5(mL) | Date Analyzed: 06/16/2016 22:19

Soil Aliquot Vol: | Dilution Factor: 1

Soil Extract Vol.: | GC Column: DB-624 ID: 0.18(mm)

% Moisture: | Level: (low/med) Low

Analysis Batch No.: 234863 | Units: ug/L

CAS NO.	COMPOUND NAME	RESULT	Q	RL	MDL
630-20-6	1,1,1,2-Tetrachloroethane	1.0	U	1.0	0.28
71-55-6	1,1,1-Trichloroethane	1.0	U	1.0	0.44
79-34-5	1,1,2,2-Tetrachloroethane	1.0	U	1.0	0.22
76-13-1	1,1,2-Trichloro-1,2,2-trichfluoroeth ane	1.0	U	1.0	0.45
75-34-3	1,1-Dichloroethane	1.0	U	1.0	0.30
75-35-4	1,1-Dichloroethene	1.0	U	1.0	0.45
563-58-6	1,1-Dichloropropene	1.0	U	1.0	0.42
87-61-6	1,2,3-Trichlorobenzene	1.0	U	1.0	0.37
96-18-4	1,2,3-Trichloropropane	1.0	U	1.0	0.44
526-73-8	1,2,3-Trimethylbenzene	5.0	U	5.0	0.47
120-82-1	1,2,4-Trichlorobenzene	1.0	U	1.0	0.32
95-63-6	1,2,4-Trimethylbenzene	1.0	U	1.0	0.41
96-12-8	1,2-Dibromo-3-Chloropropane	5.0	U	5.0	0.82
95-50-1	1,2-Dichlorobenzene	1.0	U	1.0	0.25
107-06-2	1,2-Dichloroethane	1.0	U	1.0	0.23
78-87-5	1,2-Dichloropropane	1.0	U	1.0	0.25
541-73-1	1,3-Dichlorobenzene	1.0	U	1.0	0.19
142-28-9	1,3-Dichloropropane	1.0	U	1.0	0.19
106-46-7	1,4-Dichlorobenzene	1.0	U	1.0	0.27
594-20-7	2,2-Dichloropropane	1.0	U	1.0	0.26
110-75-8	2-Chloroethyl vinyl ether	10	U *	10	0.59
95-49-8	2-Chlorotoluene	1.0	U	1.0	0.40
591-78-6	2-Hexanone	5.0	U	5.0	0.48
108-86-1	Bromobenzene	1.0	U	1.0	0.35
74-97-5	Bromochloromethane	1.0	U	1.0	0.50
106-43-4	4-Chlorotoluene	1.0	U	1.0	0.29
99-87-6	p-Isopropyltoluene	1.0	U	1.0	0.43
67-64-1	Acetone	5.0	U	5.0	0.94
71-43-2	Benzene	1.0	U	1.0	0.35
75-25-2	Bromoform	1.0	U	1.0	0.56
74-83-9	Bromomethane	1.0	U	1.0	0.44
75-15-0	Carbon disulfide	1.0	U	1.0	0.38
56-23-5	Carbon tetrachloride	1.0	U	1.0	0.43
108-90-7	Chlorobenzene	1.0	U	1.0	0.25
75-00-3	Chloroethane	1.0	U	1.0	0.32

FORM I
GC/MS VOA ORGANICS ANALYSIS DATA SHEET

Lab Name: TestAmerica Canton | Job No.: 240-66021-1

SDG No.:

Client Sample ID: MSA-SW44B-061416 | Lab Sample ID: 240-66021-30

Matrix: Water | Lab File ID: UX956653.D

Analysis Method: 8260C | Date Collected: 06/14/2016 10:17

Sample wt/vol: 5(mL) | Date Analyzed: 06/16/2016 22:19

Soil Aliquot Vol: | Dilution Factor: 1

Soil Extract Vol.: | GC Column: DB-624 ID: 0.18(mm)

% Moisture: | Level: (low/med) Low

Analysis Batch No.: 234863 | Units: ug/L

CAS NO.	COMPOUND NAME	RESULT	Q	RL	MDL
67-66-3	Chloroform	1.0	U	1.0	0.25
74-87-3	Chloromethane	1.0	U	1.0	0.44
156-59-2	cis-1,2-Dichloroethene	0.73	J	1.0	0.26
10061-01-5	cis-1,3-Dichloropropene	1.0	U	1.0	0.46
87-68-3	Hexachlorobutadiene	1.0	U	1.0	0.35
74-95-3	Dibromomethane	1.0	U	1.0	0.42
75-27-4	Bromodichloromethane	1.0	U	1.0	0.29
75-71-8	Dichlorodifluoromethane	1.0	U	1.0	0.32
100-41-4	Ethylbenzene	1.0	U	1.0	0.25
106-93-4	1,2-Dibromoethane	1.0	U	1.0	0.32
108-20-3	Diisopropyl ether	5.0	U	5.0	0.50
91-20-3	Naphthalene	1.0	U	1.0	0.45
179601-23-1	m-Xylene & p-Xylene	2.0	U	2.0	0.24
104-51-8	n-Butylbenzene	1.0	U	1.0	0.31
98-82-8	Isopropylbenzene	1.0	U	1.0	0.35
103-65-1	n-Propylbenzene	1.0	U	1.0	0.40
78-93-3	2-Butanone	5.0	U	5.0	0.53
108-10-1	4-Methyl-2-pentanone	5.0	U	5.0	0.99
135-98-8	sec-Butylbenzene	1.0	U	1.0	0.48
1634-04-4	Methyl tert-butyl ether	1.0	U	1.0	0.20
994-05-8	Tert-amyl-methyl ether (TAME)	5.0	U	5.0	0.30
75-09-2	Methylene Chloride	1.0	U	1.0	0.33
95-47-6	o-Xylene	1.0	U	1.0	0.25
100-42-5	Styrene	1.0	U	1.0	0.45
637-92-3	Ethyl-t-butyl ether (ETBE)	5.0	U	5.0	0.23
98-06-6	tert-Butylbenzene	1.0	U	1.0	0.41
127-18-4	Tetrachloroethene	1.0	U	1.0	0.31
108-88-3	Toluene	1.0	U	1.0	0.23
156-60-5	trans-1,2-Dichloroethene	1.0	U	1.0	0.30
10061-02-6	trans-1,3-Dichloropropene	1.0	U	1.0	0.56
79-01-6	Trichloroethene	1.1		1.0	0.22
75-69-4	Trichlorofluoromethane	1.0	U	1.0	0.49
108-05-4	Vinyl acetate	2.0	U	2.0	0.41
75-01-4	Vinyl chloride	0.50	U	0.50	0.29
75-65-0	tert-Butyl alcohol	20	U	20	4.9
1330-20-7	Xylenes, Total	2.0	U	2.0	0.52

FORM I
GC/MS VOA ORGANICS ANALYSIS DATA SHEET

Lab Name: TestAmerica Canton | Job No.: 240-66021-1

SDG No.:

Client Sample ID: MSA-SW44B-061416 | Lab Sample ID: 240-66021-30

Matrix: Water | Lab File ID: UX956653.D

Analysis Method: 8260C | Date Collected: 06/14/2016 10:17

Sample wt/vol: 5(mL) | Date Analyzed: 06/16/2016 22:19

Soil Aliquot Vol: | Dilution Factor: 1

Soil Extract Vol.: | GC Column: DB-624 ID: 0.18(mm)

% Moisture: | Level: (low/med) Low

Analysis Batch No.: 234863 | Units: ug/L

CAS NO.	COMPOUND NAME	RESULT	Q	RL	MDL
124-48-1	Dibromochloromethane	1.0	U	1.0	0.43

CAS NO.	SURROGATE	%REC	Q	LIMITS
17060-07-0	1,2-Dichloroethane-d4 (Surr)	92		78-125
460-00-4	4-Bromofluorobenzene (Surr)	94		61-120
2037-26-5	Toluene-d8 (Surr)	105		80-120
1868-53-7	Dibromofluoromethane (Surr)	99		79-120

FORM I
GC/MS VOA ORGANICS ANALYSIS DATA SHEET
TENTATIVELY IDENTIFIED COMPOUNDS

Lab Name: TestAmerica Canton Job No.: 240-66021-1

SDG No.:

Client Sample ID: MSA-SW44B-061416 Lab Sample ID: 240-66021-30

Matrix: Water Lab File ID: UX956653.D

Analysis Method: 8260C Date Collected: 06/14/2016 10:17

Sample wt/vol: 5(mL) Date Analyzed: 06/16/2016 22:19

Soil Aliquot Vol: Dilution Factor: 1

Soil Extract Vol.: GC Column: DB-624 ID: 0.18(mm)

% Moisture: Level: (low/med) Low

Analysis Batch No.: 234863 Units: ug/L

Number TICs Found: 0 TIC Result Total: 0

CAS NO.	COMPOUND NAME	RT	RESULT	Q
	Tentatively Identified Compound		None	

FORM I
GC/MS VOA ORGANICS ANALYSIS DATA SHEET
TARGETED TENATIVELY IDENTIFIED COMPOUNDS

Lab Name: TestAmerica Canton | Job No.: 240-66021-1

SDG No.:

Client Sample ID: MSA-SW44B-061416 | Lab Sample ID: 240-66021-30

Matrix: Water | Lab File ID: UX956653.D

Analysis Method: 8260C | Date Collected: 06/14/2016 10:17

Sample wt/vol: 5(mL) | Date Analyzed: 06/16/2016 22:19

Soil Aliquot Vol: | Dilution Factor: 1

Soil Extract Vol.: | GC Column: DB-624 ID: 0.18(mm)

% Moisture: | Level: (low/med) Low

Analysis Batch No.: 234863 | Units: ug/L

CAS NO.	COMPOUND NAME	RT	RESULT	Q
75-45-6	Chlorodifluoromethane TIC		1.0	U

FORM I
GC/MS VOA ORGANICS ANALYSIS DATA SHEET

Lab Name: TestAmerica Canton | Job No.: 240-66021-1

SDG No.:

Client Sample ID: MSA-SW44C-061416 | Lab Sample ID: 240-66021-31

Matrix: Water | Lab File ID: UX956654.D

Analysis Method: 8260C | Date Collected: 06/14/2016 10:21

Sample wt/vol: 5(mL) | Date Analyzed: 06/16/2016 22:42

Soil Aliquot Vol: | Dilution Factor: 1

Soil Extract Vol.: | GC Column: DB-624 ID: 0.18(mm)

% Moisture: | Level: (low/med) Low

Analysis Batch No.: 234863 | Units: ug/L

CAS NO.	COMPOUND NAME	RESULT	Q	RL	MDL
630-20-6	1,1,1,2-Tetrachloroethane	1.0	U	1.0	0.28
71-55-6	1,1,1-Trichloroethane	1.0	U	1.0	0.44
79-34-5	1,1,2,2-Tetrachloroethane	1.0	U	1.0	0.22
76-13-1	1,1,2-Trichloro-1,2,2-trichfluoroethane	1.0	U	1.0	0.45
75-34-3	1,1-Dichloroethane	1.0	U	1.0	0.30
75-35-4	1,1-Dichloroethene	1.0	U	1.0	0.45
563-58-6	1,1-Dichloropropene	1.0	U	1.0	0.42
87-61-6	1,2,3-Trichlorobenzene	1.0	U	1.0	0.37
96-18-4	1,2,3-Trichloropropane	1.0	U	1.0	0.44
526-73-8	1,2,3-Trimethylbenzene	5.0	U	5.0	0.47
120-82-1	1,2,4-Trichlorobenzene	1.0	U	1.0	0.32
95-63-6	1,2,4-Trimethylbenzene	1.0	U	1.0	0.41
96-12-8	1,2-Dibromo-3-Chloropropane	5.0	U	5.0	0.82
95-50-1	1,2-Dichlorobenzene	1.0	U	1.0	0.25
107-06-2	1,2-Dichloroethane	1.0	U	1.0	0.23
78-87-5	1,2-Dichloropropane	1.0	U	1.0	0.25
541-73-1	1,3-Dichlorobenzene	1.0	U	1.0	0.19
142-28-9	1,3-Dichloropropane	1.0	U	1.0	0.19
106-46-7	1,4-Dichlorobenzene	1.0	U	1.0	0.27
594-20-7	2,2-Dichloropropane	1.0	U	1.0	0.26
110-75-8	2-Chloroethyl vinyl ether	10	U *	10	0.59
95-49-8	2-Chlorotoluene	1.0	U	1.0	0.40
591-78-6	2-Hexanone	5.0	U	5.0	0.48
108-86-1	Bromobenzene	1.0	U	1.0	0.35
74-97-5	Bromochloromethane	1.0	U	1.0	0.50
106-43-4	4-Chlorotoluene	1.0	U	1.0	0.29
99-87-6	p-Isopropyltoluene	1.0	U	1.0	0.43
67-64-1	Acetone	5.0	U	5.0	0.94
71-43-2	Benzene	1.0	U	1.0	0.35
75-25-2	Bromoform	1.0	U	1.0	0.56
74-83-9	Bromomethane	1.0	U	1.0	0.44
75-15-0	Carbon disulfide	1.0	U	1.0	0.38
56-23-5	Carbon tetrachloride	1.0	U	1.0	0.43
108-90-7	Chlorobenzene	1.0	U	1.0	0.25
75-00-3	Chloroethane	1.0	U	1.0	0.32

FORM I
GC/MS VOA ORGANICS ANALYSIS DATA SHEET

Lab Name: TestAmerica Canton | Job No.: 240-66021-1

SDG No.:

Client Sample ID: MSA-SW44C-061416 | Lab Sample ID: 240-66021-31

Matrix: Water | Lab File ID: UX956654.D

Analysis Method: 8260C | Date Collected: 06/14/2016 10:21

Sample wt/vol: 5(mL) | Date Analyzed: 06/16/2016 22:42

Soil Aliquot Vol: | Dilution Factor: 1

Soil Extract Vol.: | GC Column: DB-624 ID: 0.18(mm)

% Moisture: | Level: (low/med) Low

Analysis Batch No.: 234863 | Units: ug/L

CAS NO.	COMPOUND NAME	RESULT	Q	RL	MDL
67-66-3	Chloroform	1.0	U	1.0	0.25
74-87-3	Chloromethane	1.0	U	1.0	0.44
156-59-2	cis-1,2-Dichloroethene	0.54	J	1.0	0.26
10061-01-5	cis-1,3-Dichloropropene	1.0	U	1.0	0.46
87-68-3	Hexachlorobutadiene	1.0	U	1.0	0.35
74-95-3	Dibromomethane	1.0	U	1.0	0.42
75-27-4	Bromodichloromethane	1.0	U	1.0	0.29
75-71-8	Dichlorodifluoromethane	1.0	U	1.0	0.32
100-41-4	Ethylbenzene	1.0	U	1.0	0.25
106-93-4	1,2-Dibromoethane	1.0	U	1.0	0.32
108-20-3	Diisopropyl ether	5.0	U	5.0	0.50
91-20-3	Naphthalene	1.0	U	1.0	0.45
179601-23-1	m-Xylene & p-Xylene	2.0	U	2.0	0.24
104-51-8	n-Butylbenzene	1.0	U	1.0	0.31
98-82-8	Isopropylbenzene	1.0	U	1.0	0.35
103-65-1	n-Propylbenzene	1.0	U	1.0	0.40
78-93-3	2-Butanone	5.0	U	5.0	0.53
108-10-1	4-Methyl-2-pentanone	5.0	U	5.0	0.99
135-98-8	sec-Butylbenzene	1.0	U	1.0	0.48
1634-04-4	Methyl tert-butyl ether	1.0	U	1.0	0.20
994-05-8	Tert-amyl-methyl ether (TAME)	5.0	U	5.0	0.30
75-09-2	Methylene Chloride	1.0	U	1.0	0.33
95-47-6	o-Xylene	1.0	U	1.0	0.25
100-42-5	Styrene	1.0	U	1.0	0.45
637-92-3	Ethyl-t-butyl ether (ETBE)	5.0	U	5.0	0.23
98-06-6	tert-Butylbenzene	1.0	U	1.0	0.41
127-18-4	Tetrachloroethene	1.0	U	1.0	0.31
108-88-3	Toluene	1.0	U	1.0	0.23
156-60-5	trans-1,2-Dichloroethene	1.0	U	1.0	0.30
10061-02-6	trans-1,3-Dichloropropene	1.0	U	1.0	0.56
79-01-6	Trichloroethene	0.86	J	1.0	0.22
75-69-4	Trichlorofluoromethane	1.0	U	1.0	0.49
108-05-4	Vinyl acetate	2.0	U	2.0	0.41
75-01-4	Vinyl chloride	0.50	U	0.50	0.29
75-65-0	tert-Butyl alcohol	20	U	20	4.9
1330-20-7	Xylenes, Total	2.0	U	2.0	0.52

FORM I
GC/MS VOA ORGANICS ANALYSIS DATA SHEET

Lab Name: TestAmerica Canton | Job No.: 240-66021-1

SDG No.:

Client Sample ID: MSA-SW44C-061416 | Lab Sample ID: 240-66021-31

Matrix: Water | Lab File ID: UX956654.D

Analysis Method: 8260C | Date Collected: 06/14/2016 10:21

Sample wt/vol: 5(mL) | Date Analyzed: 06/16/2016 22:42

Soil Aliquot Vol: | Dilution Factor: 1

Soil Extract Vol.: | GC Column: DB-624 ID: 0.18(mm)

% Moisture: | Level: (low/med) Low

Analysis Batch No.: 234863 | Units: ug/L

CAS NO.	COMPOUND NAME	RESULT	Q	RL	MDL
124-48-1	Dibromochloromethane	1.0	U	1.0	0.43

CAS NO.	SURROGATE	%REC	Q	LIMITS
17060-07-0	1,2-Dichloroethane-d4 (Surr)	95		78-125
460-00-4	4-Bromofluorobenzene (Surr)	94		61-120
2037-26-5	Toluene-d8 (Surr)	105		80-120
1868-53-7	Dibromofluoromethane (Surr)	95		79-120

FORM I
GC/MS VOA ORGANICS ANALYSIS DATA SHEET
TENTATIVELY IDENTIFIED COMPOUNDS

Lab Name: TestAmerica Canton | Job No.: 240-66021-1

SDG No.:

Client Sample ID: MSA-SW44C-061416 | Lab Sample ID: 240-66021-31

Matrix: Water | Lab File ID: UX956654.D

Analysis Method: 8260C | Date Collected: 06/14/2016 10:21

Sample wt/vol: 5(mL) | Date Analyzed: 06/16/2016 22:42

Soil Aliquot Vol: | Dilution Factor: 1

Soil Extract Vol.: | GC Column: DB-624 ID: 0.18(mm)

% Moisture: | Level: (low/med) Low

Analysis Batch No.: 234863 | Units: ug/L

Number TICs Found: 0 | TIC Result Total: 0

CAS NO.	COMPOUND NAME	RT	RESULT	Q
	Tentatively Identified Compound		None	

FORM I
GC/MS VOA ORGANICS ANALYSIS DATA SHEET
TARGETED TENATIVELY IDENTIFIED COMPOUNDS

Lab Name: TestAmerica Canton | Job No.: 240-66021-1

SDG No.:

Client Sample ID: MSA-SW44C-061416 | Lab Sample ID: 240-66021-31

Matrix: Water | Lab File ID: UX956654.D

Analysis Method: 8260C | Date Collected: 06/14/2016 10:21

Sample wt/vol: 5(mL) | Date Analyzed: 06/16/2016 22:42

Soil Aliquot Vol: | Dilution Factor: 1

Soil Extract Vol.: | GC Column: DB-624 ID: 0.18(mm)

% Moisture: | Level: (low/med) Low

Analysis Batch No.: 234863 | Units: ug/L

CAS NO.	COMPOUND NAME	RT	RESULT	Q
75-45-6	Chlorodifluoromethane TIC		1.0	U

FORM I
GC/MS VOA ORGANICS ANALYSIS DATA SHEET

Lab Name: TestAmerica Canton | Job No.: 240-66021-1

SDG No.:

Client Sample ID: MSA-SW44D-061416 | Lab Sample ID: 240-66021-32

Matrix: Water | Lab File ID: UX956655.D

Analysis Method: 8260C | Date Collected: 06/14/2016 10:26

Sample wt/vol: 5(mL) | Date Analyzed: 06/16/2016 23:05

Soil Aliquot Vol: | Dilution Factor: 1

Soil Extract Vol.: | GC Column: DB-624 ID: 0.18(mm)

% Moisture: | Level: (low/med) Low

Analysis Batch No.: 234863 | Units: ug/L

CAS NO.	COMPOUND NAME	RESULT	Q	RL	MDL
630-20-6	1,1,1,2-Tetrachloroethane	1.0	U	1.0	0.28
71-55-6	1,1,1-Trichloroethane	1.0	U	1.0	0.44
79-34-5	1,1,2,2-Tetrachloroethane	1.0	U	1.0	0.22
76-13-1	1,1,2-Trichloro-1,2,2-trichfluoroeth ane	1.0	U	1.0	0.45
75-34-3	1,1-Dichloroethane	1.0	U	1.0	0.30
75-35-4	1,1-Dichloroethene	1.0	U	1.0	0.45
563-58-6	1,1-Dichloropropene	1.0	U	1.0	0.42
87-61-6	1,2,3-Trichlorobenzene	1.0	U	1.0	0.37
96-18-4	1,2,3-Trichloropropane	1.0	U	1.0	0.44
526-73-8	1,2,3-Trimethylbenzene	5.0	U	5.0	0.47
120-82-1	1,2,4-Trichlorobenzene	1.0	U	1.0	0.32
95-63-6	1,2,4-Trimethylbenzene	1.0	U	1.0	0.41
96-12-8	1,2-Dibromo-3-Chloropropane	5.0	U	5.0	0.82
95-50-1	1,2-Dichlorobenzene	1.0	U	1.0	0.25
107-06-2	1,2-Dichloroethane	1.0	U	1.0	0.23
78-87-5	1,2-Dichloropropane	1.0	U	1.0	0.25
541-73-1	1,3-Dichlorobenzene	1.0	U	1.0	0.19
142-28-9	1,3-Dichloropropane	1.0	U	1.0	0.19
106-46-7	1,4-Dichlorobenzene	1.0	U	1.0	0.27
594-20-7	2,2-Dichloropropane	1.0	U	1.0	0.26
110-75-8	2-Chloroethyl vinyl ether	10	U *	10	0.59
95-49-8	2-Chlorotoluene	1.0	U	1.0	0.40
591-78-6	2-Hexanone	5.0	U	5.0	0.48
108-86-1	Bromobenzene	1.0	U	1.0	0.35
74-97-5	Bromochloromethane	1.0	U	1.0	0.50
106-43-4	4-Chlorotoluene	1.0	U	1.0	0.29
99-87-6	p-Isopropyltoluene	1.0	U	1.0	0.43
67-64-1	Acetone	5.0	U	5.0	0.94
71-43-2	Benzene	1.0	U	1.0	0.35
75-25-2	Bromoform	1.0	U	1.0	0.56
74-83-9	Bromomethane	1.0	U	1.0	0.44
75-15-0	Carbon disulfide	1.0	U	1.0	0.38
56-23-5	Carbon tetrachloride	1.0	U	1.0	0.43
108-90-7	Chlorobenzene	1.0	U	1.0	0.25
75-00-3	Chloroethane	1.0	U	1.0	0.32

FORM I
GC/MS VOA ORGANICS ANALYSIS DATA SHEET

Lab Name: TestAmerica Canton | Job No.: 240-66021-1

SDG No.:

Client Sample ID: MSA-SW44D-061416 | Lab Sample ID: 240-66021-32

Matrix: Water | Lab File ID: UX956655.D

Analysis Method: 8260C | Date Collected: 06/14/2016 10:26

Sample wt/vol: 5(mL) | Date Analyzed: 06/16/2016 23:05

Soil Aliquot Vol: | Dilution Factor: 1

Soil Extract Vol.: | GC Column: DB-624 ID: 0.18(mm)

% Moisture: | Level: (low/med) Low

Analysis Batch No.: 234863 | Units: ug/L

CAS NO.	COMPOUND NAME	RESULT	Q	RL	MDL
67-66-3	Chloroform	1.0	U	1.0	0.25
74-87-3	Chloromethane	1.0	U	1.0	0.44
156-59-2	cis-1,2-Dichloroethene	0.47	J	1.0	0.26
10061-01-5	cis-1,3-Dichloropropene	1.0	U	1.0	0.46
87-68-3	Hexachlorobutadiene	1.0	U	1.0	0.35
74-95-3	Dibromomethane	1.0	U	1.0	0.42
75-27-4	Bromodichloromethane	1.0	U	1.0	0.29
75-71-8	Dichlorodifluoromethane	1.0	U	1.0	0.32
100-41-4	Ethylbenzene	1.0	U	1.0	0.25
106-93-4	1,2-Dibromoethane	1.0	U	1.0	0.32
108-20-3	Diisopropyl ether	5.0	U	5.0	0.50
91-20-3	Naphthalene	1.0	U	1.0	0.45
179601-23-1	m-Xylene & p-Xylene	2.0	U	2.0	0.24
104-51-8	n-Butylbenzene	1.0	U	1.0	0.31
98-82-8	Isopropylbenzene	1.0	U	1.0	0.35
103-65-1	n-Propylbenzene	1.0	U	1.0	0.40
78-93-3	2-Butanone	5.0	U	5.0	0.53
108-10-1	4-Methyl-2-pentanone	5.0	U	5.0	0.99
135-98-8	sec-Butylbenzene	1.0	U	1.0	0.48
1634-04-4	Methyl tert-butyl ether	1.0	U	1.0	0.20
994-05-8	Tert-amyl-methyl ether (TAME)	5.0	U	5.0	0.30
75-09-2	Methylene Chloride	1.0	U	1.0	0.33
95-47-6	o-Xylene	1.0	U	1.0	0.25
100-42-5	Styrene	1.0	U	1.0	0.45
637-92-3	Ethyl-t-butyl ether (ETBE)	5.0	U	5.0	0.23
98-06-6	tert-Butylbenzene	1.0	U	1.0	0.41
127-18-4	Tetrachloroethene	1.0	U	1.0	0.31
108-88-3	Toluene	1.0	U	1.0	0.23
156-60-5	trans-1,2-Dichloroethene	1.0	U	1.0	0.30
10061-02-6	trans-1,3-Dichloropropene	1.0	U	1.0	0.56
79-01-6	Trichloroethene	0.64	J	1.0	0.22
75-69-4	Trichlorofluoromethane	1.0	U	1.0	0.49
108-05-4	Vinyl acetate	2.0	U	2.0	0.41
75-01-4	Vinyl chloride	0.50	U	0.50	0.29
75-65-0	tert-Butyl alcohol	20	U	20	4.9
1330-20-7	Xylenes, Total	2.0	U	2.0	0.52

FORM I
GC/MS VOA ORGANICS ANALYSIS DATA SHEET

Lab Name: TestAmerica Canton | Job No.: 240-66021-1

SDG No.:

Client Sample ID: MSA-SW44D-061416 | Lab Sample ID: 240-66021-32

Matrix: Water | Lab File ID: UX956655.D

Analysis Method: 8260C | Date Collected: 06/14/2016 10:26

Sample wt/vol: 5(mL) | Date Analyzed: 06/16/2016 23:05

Soil Aliquot Vol: | Dilution Factor: 1

Soil Extract Vol.: | GC Column: DB-624 ID: 0.18(mm)

% Moisture: | Level: (low/med) Low

Analysis Batch No.: 234863 | Units: ug/L

CAS NO.	COMPOUND NAME	RESULT	Q	RL	MDL
124-48-1	Dibromochloromethane	1.0	U	1.0	0.43

CAS NO.	SURROGATE	%REC	Q	LIMITS
17060-07-0	1,2-Dichloroethane-d4 (Surr)	90		78-125
460-00-4	4-Bromofluorobenzene (Surr)	94		61-120
2037-26-5	Toluene-d8 (Surr)	104		80-120
1868-53-7	Dibromofluoromethane (Surr)	96		79-120

FORM I
GC/MS VOA ORGANICS ANALYSIS DATA SHEET
TENTATIVELY IDENTIFIED COMPOUNDS

Lab Name: TestAmerica Canton Job No.: 240-66021-1

SDG No.:

Client Sample ID: MSA-SW44D-061416 Lab Sample ID: 240-66021-32

Matrix: Water Lab File ID: UX956655.D

Analysis Method: 8260C Date Collected: 06/14/2016 10:26

Sample wt/vol: 5(mL) Date Analyzed: 06/16/2016 23:05

Soil Aliquot Vol: Dilution Factor: 1

Soil Extract Vol.: GC Column: DB-624 ID: 0.18(mm)

% Moisture: Level: (low/med) Low

Analysis Batch No.: 234863 Units: ug/L

Number TICs Found: 0 TIC Result Total: 0

CAS NO.	COMPOUND NAME	RT	RESULT	Q
	Tentatively Identified Compound		None	

FORM I
GC/MS VOA ORGANICS ANALYSIS DATA SHEET
TARGETED TENATIVELY IDENTIFIED COMPOUNDS

Lab Name: TestAmerica Canton | Job No.: 240-66021-1

SDG No.:

Client Sample ID: MSA-SW44D-061416 | Lab Sample ID: 240-66021-32

Matrix: Water | Lab File ID: UX956655.D

Analysis Method: 8260C | Date Collected: 06/14/2016 10:26

Sample wt/vol: 5(mL) | Date Analyzed: 06/16/2016 23:05

Soil Aliquot Vol: | Dilution Factor: 1

Soil Extract Vol.: | GC Column: DB-624 ID: 0.18(mm)

% Moisture: | Level: (low/med) Low

Analysis Batch No.: 234863 | Units: ug/L

CAS NO.	COMPOUND NAME	RT	RESULT	Q
75-45-6	Chlorodifluoromethane TIC		1.0	U

FORM I
GC/MS VOA ORGANICS ANALYSIS DATA SHEET

Lab Name: TestAmerica Canton | Job No.: 240-66021-1

SDG No.:

Client Sample ID: MSA-SW45A-061416 | Lab Sample ID: 240-66021-33

Matrix: Water | Lab File ID: UX956656.D

Analysis Method: 8260C | Date Collected: 06/14/2016 09:53

Sample wt/vol: 5(mL) | Date Analyzed: 06/16/2016 23:28

Soil Aliquot Vol: | Dilution Factor: 1

Soil Extract Vol.: | GC Column: DB-624 ID: 0.18(mm)

% Moisture: | Level: (low/med) Low

Analysis Batch No.: 234863 | Units: ug/L

CAS NO.	COMPOUND NAME	RESULT	Q	RL	MDL
630-20-6	1,1,1,2-Tetrachloroethane	1.0	U	1.0	0.28
71-55-6	1,1,1-Trichloroethane	1.0	U	1.0	0.44
79-34-5	1,1,2,2-Tetrachloroethane	1.0	U	1.0	0.22
76-13-1	1,1,2-Trichloro-1,2,2-trichfluoroeth ane	1.0	U	1.0	0.45
75-34-3	1,1-Dichloroethane	1.0	U	1.0	0.30
75-35-4	1,1-Dichloroethene	1.0	U	1.0	0.45
563-58-6	1,1-Dichloropropene	1.0	U	1.0	0.42
87-61-6	1,2,3-Trichlorobenzene	1.0	U	1.0	0.37
96-18-4	1,2,3-Trichloropropane	1.0	U	1.0	0.44
526-73-8	1,2,3-Trimethylbenzene	5.0	U	5.0	0.47
120-82-1	1,2,4-Trichlorobenzene	1.0	U	1.0	0.32
95-63-6	1,2,4-Trimethylbenzene	1.0	U	1.0	0.41
96-12-8	1,2-Dibromo-3-Chloropropane	5.0	U	5.0	0.82
95-50-1	1,2-Dichlorobenzene	1.0	U	1.0	0.25
107-06-2	1,2-Dichloroethane	1.0	U	1.0	0.23
78-87-5	1,2-Dichloropropane	1.0	U	1.0	0.25
541-73-1	1,3-Dichlorobenzene	1.0	U	1.0	0.19
142-28-9	1,3-Dichloropropane	1.0	U	1.0	0.19
106-46-7	1,4-Dichlorobenzene	1.0	U	1.0	0.27
594-20-7	2,2-Dichloropropane	1.0	U	1.0	0.26
110-75-8	2-Chloroethyl vinyl ether	10	U *	10	0.59
95-49-8	2-Chlorotoluene	1.0	U	1.0	0.40
591-78-6	2-Hexanone	5.0	U	5.0	0.48
108-86-1	Bromobenzene	1.0	U	1.0	0.35
74-97-5	Bromochloromethane	1.0	U	1.0	0.50
106-43-4	4-Chlorotoluene	1.0	U	1.0	0.29
99-87-6	p-Isopropyltoluene	1.0	U	1.0	0.43
67-64-1	Acetone	5.0	U	5.0	0.94
71-43-2	Benzene	1.0	U	1.0	0.35
75-25-2	Bromoform	1.0	U	1.0	0.56
74-83-9	Bromomethane	1.0	U	1.0	0.44
75-15-0	Carbon disulfide	1.0	U	1.0	0.38
56-23-5	Carbon tetrachloride	1.0	U	1.0	0.43
108-90-7	Chlorobenzene	1.0	U	1.0	0.25
75-00-3	Chloroethane	1.0	U	1.0	0.32

FORM I
GC/MS VOA ORGANICS ANALYSIS DATA SHEET

Lab Name: TestAmerica Canton | Job No.: 240-66021-1

SDG No.:

Client Sample ID: MSA-SW45A-061416 | Lab Sample ID: 240-66021-33

Matrix: Water | Lab File ID: UX956656.D

Analysis Method: 8260C | Date Collected: 06/14/2016 09:53

Sample wt/vol: 5(mL) | Date Analyzed: 06/16/2016 23:28

Soil Aliquot Vol: | Dilution Factor: 1

Soil Extract Vol.: | GC Column: DB-624 ID: 0.18(mm)

% Moisture: | Level: (low/med) Low

Analysis Batch No.: 234863 | Units: ug/L

CAS NO.	COMPOUND NAME	RESULT	Q	RL	MDL
67-66-3	Chloroform	1.0	U	1.0	0.25
74-87-3	Chloromethane	1.0	U	1.0	0.44
156-59-2	cis-1,2-Dichloroethene	3.7		1.0	0.26
10061-01-5	cis-1,3-Dichloropropene	1.0	U	1.0	0.46
87-68-3	Hexachlorobutadiene	1.0	U	1.0	0.35
74-95-3	Dibromomethane	1.0	U	1.0	0.42
75-27-4	Bromodichloromethane	1.0	U	1.0	0.29
75-71-8	Dichlorodifluoromethane	1.0	U	1.0	0.32
100-41-4	Ethylbenzene	1.0	U	1.0	0.25
106-93-4	1,2-Dibromoethane	1.0	U	1.0	0.32
108-20-3	Diisopropyl ether	5.0	U	5.0	0.50
91-20-3	Naphthalene	1.0	U	1.0	0.45
179601-23-1	m-Xylene & p-Xylene	2.0	U	2.0	0.24
104-51-8	n-Butylbenzene	1.0	U	1.0	0.31
98-82-8	Isopropylbenzene	1.0	U	1.0	0.35
103-65-1	n-Propylbenzene	1.0	U	1.0	0.40
78-93-3	2-Butanone	5.0	U	5.0	0.53
108-10-1	4-Methyl-2-pentanone	5.0	U	5.0	0.99
135-98-8	sec-Butylbenzene	1.0	U	1.0	0.48
1634-04-4	Methyl tert-butyl ether	1.0	U	1.0	0.20
994-05-8	Tert-amyl-methyl ether (TAME)	5.0	U	5.0	0.30
75-09-2	Methylene Chloride	1.0	U	1.0	0.33
95-47-6	o-Xylene	1.0	U	1.0	0.25
100-42-5	Styrene	1.0	U	1.0	0.45
637-92-3	Ethyl-t-butyl ether (ETBE)	5.0	U	5.0	0.23
98-06-6	tert-Butylbenzene	1.0	U	1.0	0.41
127-18-4	Tetrachloroethene	1.0	U	1.0	0.31
108-88-3	Toluene	1.0	U	1.0	0.23
156-60-5	trans-1,2-Dichloroethene	1.0	U	1.0	0.30
10061-02-6	trans-1,3-Dichloropropene	1.0	U	1.0	0.56
79-01-6	Trichloroethene	2.7		1.0	0.22
75-69-4	Trichlorofluoromethane	1.0	U	1.0	0.49
108-05-4	Vinyl acetate	2.0	U	2.0	0.41
75-01-4	Vinyl chloride	1.4		0.50	0.29
75-65-0	tert-Butyl alcohol	20	U	20	4.9
1330-20-7	Xylenes, Total	2.0	U	2.0	0.52

FORM I
GC/MS VOA ORGANICS ANALYSIS DATA SHEET

Lab Name: TestAmerica Canton | Job No.: 240-66021-1

SDG No.:

Client Sample ID: MSA-SW45A-061416 | Lab Sample ID: 240-66021-33

Matrix: Water | Lab File ID: UX956656.D

Analysis Method: 8260C | Date Collected: 06/14/2016 09:53

Sample wt/vol: 5(mL) | Date Analyzed: 06/16/2016 23:28

Soil Aliquot Vol: | Dilution Factor: 1

Soil Extract Vol.: | GC Column: DB-624 ID: 0.18(mm)

% Moisture: | Level: (low/med) Low

Analysis Batch No.: 234863 | Units: ug/L

CAS NO.	COMPOUND NAME	RESULT	Q	RL	MDL
124-48-1	Dibromochloromethane	1.0	U	1.0	0.43

CAS NO.	SURROGATE	%REC	Q	LIMITS
17060-07-0	1,2-Dichloroethane-d4 (Surr)	93		78-125
460-00-4	4-Bromofluorobenzene (Surr)	92		61-120
2037-26-5	Toluene-d8 (Surr)	103		80-120
1868-53-7	Dibromofluoromethane (Surr)	94		79-120

FORM I
GC/MS VOA ORGANICS ANALYSIS DATA SHEET
TENTATIVELY IDENTIFIED COMPOUNDS

Lab Name: TestAmerica Canton Job No.: 240-66021-1

SDG No.:

Client Sample ID: MSA-SW45A-061416 Lab Sample ID: 240-66021-33

Matrix: Water Lab File ID: UX956656.D

Analysis Method: 8260C Date Collected: 06/14/2016 09:53

Sample wt/vol: 5(mL) Date Analyzed: 06/16/2016 23:28

Soil Aliquot Vol: Dilution Factor: 1

Soil Extract Vol.: GC Column: DB-624 ID: 0.18(mm)

% Moisture: Level: (low/med) Low

Analysis Batch No.: 234863 Units: ug/L

Number TICs Found: 0 TIC Result Total: 0

CAS NO.	COMPOUND NAME	RT	RESULT	Q
	Tentatively Identified Compound		None	

FORM I
GC/MS VOA ORGANICS ANALYSIS DATA SHEET
TARGETED TENATIVELY IDENTIFIED COMPOUNDS

Lab Name: TestAmerica Canton | Job No.: 240-66021-1

SDG No.:

Client Sample ID: MSA-SW45A-061416 | Lab Sample ID: 240-66021-33

Matrix: Water | Lab File ID: UX956656.D

Analysis Method: 8260C | Date Collected: 06/14/2016 09:53

Sample wt/vol: 5(mL) | Date Analyzed: 06/16/2016 23:28

Soil Aliquot Vol: | Dilution Factor: 1

Soil Extract Vol.: | GC Column: DB-624 ID: 0.18(mm)

% Moisture: | Level: (low/med) Low

Analysis Batch No.: 234863 | Units: ug/L

CAS NO.	COMPOUND NAME	RT	RESULT	Q
75-45-6	Chlorodifluoromethane TIC		1.0	U

FORM I
GC/MS VOA ORGANICS ANALYSIS DATA SHEET

Lab Name: TestAmerica Canton | Job No.: 240-66021-1

SDG No.:

Client Sample ID: MSA-SW45B-061416 | Lab Sample ID: 240-66021-34

Matrix: Water | Lab File ID: UX956657.D

Analysis Method: 8260C | Date Collected: 06/14/2016 09:57

Sample wt/vol: 5(mL) | Date Analyzed: 06/16/2016 23:51

Soil Aliquot Vol: | Dilution Factor: 1

Soil Extract Vol.: | GC Column: DB-624 ID: 0.18(mm)

% Moisture: | Level: (low/med) Low

Analysis Batch No.: 234863 | Units: ug/L

CAS NO.	COMPOUND NAME	RESULT	Q	RL	MDL
630-20-6	1,1,1,2-Tetrachloroethane	1.0	U	1.0	0.28
71-55-6	1,1,1-Trichloroethane	1.0	U	1.0	0.44
79-34-5	1,1,2,2-Tetrachloroethane	1.0	U	1.0	0.22
76-13-1	1,1,2-Trichloro-1,2,2-trichfluoroethane	1.0	U	1.0	0.45
75-34-3	1,1-Dichloroethane	1.0	U	1.0	0.30
75-35-4	1,1-Dichloroethene	1.0	U	1.0	0.45
563-58-6	1,1-Dichloropropene	1.0	U	1.0	0.42
87-61-6	1,2,3-Trichlorobenzene	1.0	U	1.0	0.37
96-18-4	1,2,3-Trichloropropane	1.0	U	1.0	0.44
526-73-8	1,2,3-Trimethylbenzene	5.0	U	5.0	0.47
120-82-1	1,2,4-Trichlorobenzene	1.0	U	1.0	0.32
95-63-6	1,2,4-Trimethylbenzene	1.0	U	1.0	0.41
96-12-8	1,2-Dibromo-3-Chloropropane	5.0	U	5.0	0.82
95-50-1	1,2-Dichlorobenzene	1.0	U	1.0	0.25
107-06-2	1,2-Dichloroethane	1.0	U	1.0	0.23
78-87-5	1,2-Dichloropropane	1.0	U	1.0	0.25
541-73-1	1,3-Dichlorobenzene	1.0	U	1.0	0.19
142-28-9	1,3-Dichloropropane	1.0	U	1.0	0.19
106-46-7	1,4-Dichlorobenzene	1.0	U	1.0	0.27
594-20-7	2,2-Dichloropropane	1.0	U	1.0	0.26
110-75-8	2-Chloroethyl vinyl ether	10	U *	10	0.59
95-49-8	2-Chlorotoluene	1.0	U	1.0	0.40
591-78-6	2-Hexanone	5.0	U	5.0	0.48
108-86-1	Bromobenzene	1.0	U	1.0	0.35
74-97-5	Bromochloromethane	1.0	U	1.0	0.50
106-43-4	4-Chlorotoluene	1.0	U	1.0	0.29
99-87-6	p-Isopropyltoluene	1.0	U	1.0	0.43
67-64-1	Acetone	5.0	U	5.0	0.94
71-43-2	Benzene	1.0	U	1.0	0.35
75-25-2	Bromoform	1.0	U	1.0	0.56
74-83-9	Bromomethane	1.0	U	1.0	0.44
75-15-0	Carbon disulfide	1.0	U	1.0	0.38
56-23-5	Carbon tetrachloride	1.0	U	1.0	0.43
108-90-7	Chlorobenzene	1.0	U	1.0	0.25
75-00-3	Chloroethane	1.0	U	1.0	0.32

FORM I
GC/MS VOA ORGANICS ANALYSIS DATA SHEET

Lab Name: TestAmerica Canton | Job No.: 240-66021-1

SDG No.:

Client Sample ID: MSA-SW45B-061416 | Lab Sample ID: 240-66021-34

Matrix: Water | Lab File ID: UX956657.D

Analysis Method: 8260C | Date Collected: 06/14/2016 09:57

Sample wt/vol: 5(mL) | Date Analyzed: 06/16/2016 23:51

Soil Aliquot Vol: | Dilution Factor: 1

Soil Extract Vol.: | GC Column: DB-624 ID: 0.18(mm)

% Moisture: | Level: (low/med) Low

Analysis Batch No.: 234863 | Units: ug/L

CAS NO.	COMPOUND NAME	RESULT	Q	RL	MDL
67-66-3	Chloroform	1.0	U	1.0	0.25
74-87-3	Chloromethane	1.0	U	1.0	0.44
156-59-2	cis-1,2-Dichloroethene	0.84	J	1.0	0.26
10061-01-5	cis-1,3-Dichloropropene	1.0	U	1.0	0.46
87-68-3	Hexachlorobutadiene	1.0	U	1.0	0.35
74-95-3	Dibromomethane	1.0	U	1.0	0.42
75-27-4	Bromodichloromethane	1.0	U	1.0	0.29
75-71-8	Dichlorodifluoromethane	1.0	U	1.0	0.32
100-41-4	Ethylbenzene	1.0	U	1.0	0.25
106-93-4	1,2-Dibromoethane	1.0	U	1.0	0.32
108-20-3	Diisopropyl ether	5.0	U	5.0	0.50
91-20-3	Naphthalene	1.0	U	1.0	0.45
179601-23-1	m-Xylene & p-Xylene	2.0	U	2.0	0.24
104-51-8	n-Butylbenzene	1.0	U	1.0	0.31
98-82-8	Isopropylbenzene	1.0	U	1.0	0.35
103-65-1	n-Propylbenzene	1.0	U	1.0	0.40
78-93-3	2-Butanone	5.0	U	5.0	0.53
108-10-1	4-Methyl-2-pentanone	5.0	U	5.0	0.99
135-98-8	sec-Butylbenzene	1.0	U	1.0	0.48
1634-04-4	Methyl tert-butyl ether	1.0	U	1.0	0.20
994-05-8	Tert-amyl-methyl ether (TAME)	5.0	U	5.0	0.30
75-09-2	Methylene Chloride	1.0	U	1.0	0.33
95-47-6	o-Xylene	1.0	U	1.0	0.25
100-42-5	Styrene	1.0	U	1.0	0.45
637-92-3	Ethyl-t-butyl ether (ETBE)	5.0	U	5.0	0.23
98-06-6	tert-Butylbenzene	1.0	U	1.0	0.41
127-18-4	Tetrachloroethene	1.0	U	1.0	0.31
108-88-3	Toluene	1.0	U	1.0	0.23
156-60-5	trans-1,2-Dichloroethene	1.0	U	1.0	0.30
10061-02-6	trans-1,3-Dichloropropene	1.0	U	1.0	0.56
79-01-6	Trichloroethene	0.98	J	1.0	0.22
75-69-4	Trichlorofluoromethane	1.0	U	1.0	0.49
108-05-4	Vinyl acetate	2.0	U	2.0	0.41
75-01-4	Vinyl chloride	0.50	U	0.50	0.29
75-65-0	tert-Butyl alcohol	20	U	20	4.9
1330-20-7	Xylenes, Total	2.0	U	2.0	0.52

FORM I
GC/MS VOA ORGANICS ANALYSIS DATA SHEET

Lab Name: TestAmerica Canton | Job No.: 240-66021-1

SDG No.:

Client Sample ID: MSA-SW45B-061416 | Lab Sample ID: 240-66021-34

Matrix: Water | Lab File ID: UX956657.D

Analysis Method: 8260C | Date Collected: 06/14/2016 09:57

Sample wt/vol: 5(mL) | Date Analyzed: 06/16/2016 23:51

Soil Aliquot Vol: | Dilution Factor: 1

Soil Extract Vol.: | GC Column: DB-624 ID: 0.18(mm)

% Moisture: | Level: (low/med) Low

Analysis Batch No.: 234863 | Units: ug/L

CAS NO.	COMPOUND NAME	RESULT	Q	RL	MDL
124-48-1	Dibromochloromethane	1.0	U	1.0	0.43

CAS NO.	SURROGATE	%REC	Q	LIMITS
17060-07-0	1,2-Dichloroethane-d4 (Surr)	92		78-125
460-00-4	4-Bromofluorobenzene (Surr)	94		61-120
2037-26-5	Toluene-d8 (Surr)	105		80-120
1868-53-7	Dibromofluoromethane (Surr)	99		79-120

FORM I
GC/MS VOA ORGANICS ANALYSIS DATA SHEET
TENTATIVELY IDENTIFIED COMPOUNDS

Lab Name: TestAmerica Canton Job No.: 240-66021-1

SDG No.:

Client Sample ID: MSA-SW45B-061416 Lab Sample ID: 240-66021-34

Matrix: Water Lab File ID: UX956657.D

Analysis Method: 8260C Date Collected: 06/14/2016 09:57

Sample wt/vol: 5(mL) Date Analyzed: 06/16/2016 23:51

Soil Aliquot Vol: Dilution Factor: 1

Soil Extract Vol.: GC Column: DB-624 ID: 0.18(mm)

% Moisture: Level: (low/med) Low

Analysis Batch No.: 234863 Units: ug/L

Number TICs Found: 0 TIC Result Total: 0

CAS NO.	COMPOUND NAME	RT	RESULT	Q
	Tentatively Identified Compound		None	

FORM I
GC/MS VOA ORGANICS ANALYSIS DATA SHEET
TARGETED TENATIVELY IDENTIFIED COMPOUNDS

Lab Name: TestAmerica Canton | Job No.: 240-66021-1

SDG No.:

Client Sample ID: MSA-SW45B-061416 | Lab Sample ID: 240-66021-34

Matrix: Water | Lab File ID: UX956657.D

Analysis Method: 8260C | Date Collected: 06/14/2016 09:57

Sample wt/vol: 5(mL) | Date Analyzed: 06/16/2016 23:51

Soil Aliquot Vol: | Dilution Factor: 1

Soil Extract Vol.: | GC Column: DB-624 ID: 0.18(mm)

% Moisture: | Level: (low/med) Low

Analysis Batch No.: 234863 | Units: ug/L

CAS NO.	COMPOUND NAME	RT	RESULT	Q
75-45-6	Chlorodifluoromethane TIC		1.0	U

FORM I
GC/MS VOA ORGANICS ANALYSIS DATA SHEET

Lab Name: TestAmerica Canton | Job No.: 240-66021-1

SDG No.:

Client Sample ID: MSA-SW45C-061416 | Lab Sample ID: 240-66021-35

Matrix: Water | Lab File ID: UX956658.D

Analysis Method: 8260C | Date Collected: 06/14/2016 10:00

Sample wt/vol: 5(mL) | Date Analyzed: 06/17/2016 00:14

Soil Aliquot Vol: | Dilution Factor: 1

Soil Extract Vol.: | GC Column: DB-624 ID: 0.18(mm)

% Moisture: | Level: (low/med) Low

Analysis Batch No.: 234863 | Units: ug/L

CAS NO.	COMPOUND NAME	RESULT	Q	RL	MDL
630-20-6	1,1,1,2-Tetrachloroethane	1.0	U	1.0	0.28
71-55-6	1,1,1-Trichloroethane	1.0	U	1.0	0.44
79-34-5	1,1,2,2-Tetrachloroethane	1.0	U	1.0	0.22
76-13-1	1,1,2-Trichloro-1,2,2-trichfluoroethane	1.0	U	1.0	0.45
75-34-3	1,1-Dichloroethane	1.0	U	1.0	0.30
75-35-4	1,1-Dichloroethene	1.0	U	1.0	0.45
563-58-6	1,1-Dichloropropene	1.0	U	1.0	0.42
87-61-6	1,2,3-Trichlorobenzene	1.0	U	1.0	0.37
96-18-4	1,2,3-Trichloropropane	1.0	U	1.0	0.44
526-73-8	1,2,3-Trimethylbenzene	5.0	U	5.0	0.47
120-82-1	1,2,4-Trichlorobenzene	1.0	U	1.0	0.32
95-63-6	1,2,4-Trimethylbenzene	1.0	U	1.0	0.41
96-12-8	1,2-Dibromo-3-Chloropropane	5.0	U	5.0	0.82
95-50-1	1,2-Dichlorobenzene	1.0	U	1.0	0.25
107-06-2	1,2-Dichloroethane	1.0	U	1.0	0.23
78-87-5	1,2-Dichloropropane	1.0	U	1.0	0.25
541-73-1	1,3-Dichlorobenzene	1.0	U	1.0	0.19
142-28-9	1,3-Dichloropropane	1.0	U	1.0	0.19
106-46-7	1,4-Dichlorobenzene	1.0	U	1.0	0.27
594-20-7	2,2-Dichloropropane	1.0	U	1.0	0.26
110-75-8	2-Chloroethyl vinyl ether	10	U *	10	0.59
95-49-8	2-Chlorotoluene	1.0	U	1.0	0.40
591-78-6	2-Hexanone	5.0	U	5.0	0.48
108-86-1	Bromobenzene	1.0	U	1.0	0.35
74-97-5	Bromochloromethane	1.0	U	1.0	0.50
106-43-4	4-Chlorotoluene	1.0	U	1.0	0.29
99-87-6	p-Isopropyltoluene	1.0	U	1.0	0.43
67-64-1	Acetone	5.0	U	5.0	0.94
71-43-2	Benzene	1.0	U	1.0	0.35
75-25-2	Bromoform	1.0	U	1.0	0.56
74-83-9	Bromomethane	1.0	U	1.0	0.44
75-15-0	Carbon disulfide	1.0	U	1.0	0.38
56-23-5	Carbon tetrachloride	1.0	U	1.0	0.43
108-90-7	Chlorobenzene	1.0	U	1.0	0.25
75-00-3	Chloroethane	1.0	U	1.0	0.32

FORM I
GC/MS VOA ORGANICS ANALYSIS DATA SHEET

Lab Name: TestAmerica Canton | Job No.: 240-66021-1

SDG No.:

Client Sample ID: MSA-SW45C-061416 | Lab Sample ID: 240-66021-35

Matrix: Water | Lab File ID: UX956658.D

Analysis Method: 8260C | Date Collected: 06/14/2016 10:00

Sample wt/vol: 5(mL) | Date Analyzed: 06/17/2016 00:14

Soil Aliquot Vol: | Dilution Factor: 1

Soil Extract Vol.: | GC Column: DB-624 ID: 0.18(mm)

% Moisture: | Level: (low/med) Low

Analysis Batch No.: 234863 | Units: ug/L

CAS NO.	COMPOUND NAME	RESULT	Q	RL	MDL
67-66-3	Chloroform	1.0	U	1.0	0.25
74-87-3	Chloromethane	1.0	U	1.0	0.44
156-59-2	cis-1,2-Dichloroethene	0.70	J	1.0	0.26
10061-01-5	cis-1,3-Dichloropropene	1.0	U	1.0	0.46
87-68-3	Hexachlorobutadiene	1.0	U	1.0	0.35
74-95-3	Dibromomethane	1.0	U	1.0	0.42
75-27-4	Bromodichloromethane	1.0	U	1.0	0.29
75-71-8	Dichlorodifluoromethane	1.0	U	1.0	0.32
100-41-4	Ethylbenzene	1.0	U	1.0	0.25
106-93-4	1,2-Dibromoethane	1.0	U	1.0	0.32
108-20-3	Diisopropyl ether	5.0	U	5.0	0.50
91-20-3	Naphthalene	1.0	U	1.0	0.45
179601-23-1	m-Xylene & p-Xylene	2.0	U	2.0	0.24
104-51-8	n-Butylbenzene	1.0	U	1.0	0.31
98-82-8	Isopropylbenzene	1.0	U	1.0	0.35
103-65-1	n-Propylbenzene	1.0	U	1.0	0.40
78-93-3	2-Butanone	5.0	U	5.0	0.53
108-10-1	4-Methyl-2-pentanone	5.0	U	5.0	0.99
135-98-8	sec-Butylbenzene	1.0	U	1.0	0.48
1634-04-4	Methyl tert-butyl ether	1.0	U	1.0	0.20
994-05-8	Tert-amyl-methyl ether (TAME)	5.0	U	5.0	0.30
75-09-2	Methylene Chloride	1.0	U	1.0	0.33
95-47-6	o-Xylene	1.0	U	1.0	0.25
100-42-5	Styrene	1.0	U	1.0	0.45
637-92-3	Ethyl-t-butyl ether (ETBE)	5.0	U	5.0	0.23
98-06-6	tert-Butylbenzene	1.0	U	1.0	0.41
127-18-4	Tetrachloroethene	1.0	U	1.0	0.31
108-88-3	Toluene	1.0	U	1.0	0.23
156-60-5	trans-1,2-Dichloroethene	1.0	U	1.0	0.30
10061-02-6	trans-1,3-Dichloropropene	1.0	U	1.0	0.56
79-01-6	Trichloroethene	0.83	J	1.0	0.22
75-69-4	Trichlorofluoromethane	1.0	U	1.0	0.49
108-05-4	Vinyl acetate	2.0	U	2.0	0.41
75-01-4	Vinyl chloride	0.50	U	0.50	0.29
75-65-0	tert-Butyl alcohol	20	U	20	4.9
1330-20-7	Xylenes, Total	2.0	U	2.0	0.52

FORM I
GC/MS VOA ORGANICS ANALYSIS DATA SHEET

Lab Name: TestAmerica Canton | Job No.: 240-66021-1

SDG No.:

Client Sample ID: MSA-SW45C-061416 | Lab Sample ID: 240-66021-35

Matrix: Water | Lab File ID: UX956658.D

Analysis Method: 8260C | Date Collected: 06/14/2016 10:00

Sample wt/vol: 5(mL) | Date Analyzed: 06/17/2016 00:14

Soil Aliquot Vol: | Dilution Factor: 1

Soil Extract Vol.: | GC Column: DB-624 ID: 0.18(mm)

% Moisture: | Level: (low/med) Low

Analysis Batch No.: 234863 | Units: ug/L

CAS NO.	COMPOUND NAME	RESULT	Q	RL	MDL
124-48-1	Dibromochloromethane	1.0	U	1.0	0.43

CAS NO.	SURROGATE	%REC	Q	LIMITS
17060-07-0	1,2-Dichloroethane-d4 (Surr)	93		78-125
460-00-4	4-Bromofluorobenzene (Surr)	92		61-120
2037-26-5	Toluene-d8 (Surr)	105		80-120
1868-53-7	Dibromofluoromethane (Surr)	97		79-120

FORM I
GC/MS VOA ORGANICS ANALYSIS DATA SHEET
TENTATIVELY IDENTIFIED COMPOUNDS

Lab Name: TestAmerica Canton Job No.: 240-66021-1

SDG No.:

Client Sample ID: MSA-SW45C-061416 Lab Sample ID: 240-66021-35

Matrix: Water Lab File ID: UX956658.D

Analysis Method: 8260C Date Collected: 06/14/2016 10:00

Sample wt/vol: 5(mL) Date Analyzed: 06/17/2016 00:14

Soil Aliquot Vol: Dilution Factor: 1

Soil Extract Vol.: GC Column: DB-624 ID: 0.18(mm)

% Moisture: Level: (low/med) Low

Analysis Batch No.: 234863 Units: ug/L

Number TICs Found: 0 TIC Result Total: 0

CAS NO.	COMPOUND NAME	RT	RESULT	Q
	Tentatively Identified Compound		None	

FORM I
GC/MS VOA ORGANICS ANALYSIS DATA SHEET
TARGETED TENATIVELY IDENTIFIED COMPOUNDS

Lab Name: TestAmerica Canton | Job No.: 240-66021-1

SDG No.:

Client Sample ID: MSA-SW45C-061416 | Lab Sample ID: 240-66021-35

Matrix: Water | Lab File ID: UX956658.D

Analysis Method: 8260C | Date Collected: 06/14/2016 10:00

Sample wt/vol: 5(mL) | Date Analyzed: 06/17/2016 00:14

Soil Aliquot Vol: | Dilution Factor: 1

Soil Extract Vol.: | GC Column: DB-624 ID: 0.18(mm)

% Moisture: | Level: (low/med) Low

Analysis Batch No.: 234863 | Units: ug/L

CAS NO.	COMPOUND NAME	RT	RESULT	Q
75-45-6	Chlorodifluoromethane TIC		1.0	U

FORM I
GC/MS VOA ORGANICS ANALYSIS DATA SHEET

Lab Name: TestAmerica Canton | Job No.: 240-66021-1

SDG No.:

Client Sample ID: MSA-SW45D-061416 | Lab Sample ID: 240-66021-36

Matrix: Water | Lab File ID: UX956659.D

Analysis Method: 8260C | Date Collected: 06/14/2016 10:06

Sample wt/vol: 5(mL) | Date Analyzed: 06/17/2016 00:37

Soil Aliquot Vol: | Dilution Factor: 1

Soil Extract Vol.: | GC Column: DB-624 ID: 0.18(mm)

% Moisture: | Level: (low/med) Low

Analysis Batch No.: 234863 | Units: ug/L

CAS NO.	COMPOUND NAME	RESULT	Q	RL	MDL
630-20-6	1,1,1,2-Tetrachloroethane	1.0	U	1.0	0.28
71-55-6	1,1,1-Trichloroethane	1.0	U	1.0	0.44
79-34-5	1,1,2,2-Tetrachloroethane	1.0	U	1.0	0.22
76-13-1	1,1,2-Trichloro-1,2,2-trichfluoroethane	1.0	U	1.0	0.45
75-34-3	1,1-Dichloroethane	1.0	U	1.0	0.30
75-35-4	1,1-Dichloroethene	1.0	U	1.0	0.45
563-58-6	1,1-Dichloropropene	1.0	U	1.0	0.42
87-61-6	1,2,3-Trichlorobenzene	1.0	U	1.0	0.37
96-18-4	1,2,3-Trichloropropane	1.0	U	1.0	0.44
526-73-8	1,2,3-Trimethylbenzene	5.0	U	5.0	0.47
120-82-1	1,2,4-Trichlorobenzene	1.0	U	1.0	0.32
95-63-6	1,2,4-Trimethylbenzene	1.0	U	1.0	0.41
96-12-8	1,2-Dibromo-3-Chloropropane	5.0	U	5.0	0.82
95-50-1	1,2-Dichlorobenzene	1.0	U	1.0	0.25
107-06-2	1,2-Dichloroethane	1.0	U	1.0	0.23
78-87-5	1,2-Dichloropropane	1.0	U	1.0	0.25
541-73-1	1,3-Dichlorobenzene	1.0	U	1.0	0.19
142-28-9	1,3-Dichloropropane	1.0	U	1.0	0.19
106-46-7	1,4-Dichlorobenzene	1.0	U	1.0	0.27
594-20-7	2,2-Dichloropropane	1.0	U	1.0	0.26
110-75-8	2-Chloroethyl vinyl ether	10	U *	10	0.59
95-49-8	2-Chlorotoluene	1.0	U	1.0	0.40
591-78-6	2-Hexanone	5.0	U	5.0	0.48
108-86-1	Bromobenzene	1.0	U	1.0	0.35
74-97-5	Bromochloromethane	1.0	U	1.0	0.50
106-43-4	4-Chlorotoluene	1.0	U	1.0	0.29
99-87-6	p-Isopropyltoluene	1.0	U	1.0	0.43
67-64-1	Acetone	5.0	U	5.0	0.94
71-43-2	Benzene	1.0	U	1.0	0.35
75-25-2	Bromoform	1.0	U	1.0	0.56
74-83-9	Bromomethane	1.0	U	1.0	0.44
75-15-0	Carbon disulfide	1.0	U	1.0	0.38
56-23-5	Carbon tetrachloride	1.0	U	1.0	0.43
108-90-7	Chlorobenzene	1.0	U	1.0	0.25
75-00-3	Chloroethane	1.0	U	1.0	0.32

FORM I
GC/MS VOA ORGANICS ANALYSIS DATA SHEET

Lab Name: TestAmerica Canton | Job No.: 240-66021-1

SDG No.:

Client Sample ID: MSA-SW45D-061416 | Lab Sample ID: 240-66021-36

Matrix: Water | Lab File ID: UX956659.D

Analysis Method: 8260C | Date Collected: 06/14/2016 10:06

Sample wt/vol: 5(mL) | Date Analyzed: 06/17/2016 00:37

Soil Aliquot Vol: | Dilution Factor: 1

Soil Extract Vol.: | GC Column: DB-624 ID: 0.18(mm)

% Moisture: | Level: (low/med) Low

Analysis Batch No.: 234863 | Units: ug/L

CAS NO.	COMPOUND NAME	RESULT	Q	RL	MDL
67-66-3	Chloroform	1.0	U	1.0	0.25
74-87-3	Chloromethane	1.0	U	1.0	0.44
156-59-2	cis-1,2-Dichloroethene	0.65	J	1.0	0.26
10061-01-5	cis-1,3-Dichloropropene	1.0	U	1.0	0.46
87-68-3	Hexachlorobutadiene	1.0	U	1.0	0.35
74-95-3	Dibromomethane	1.0	U	1.0	0.42
75-27-4	Bromodichloromethane	1.0	U	1.0	0.29
75-71-8	Dichlorodifluoromethane	1.0	U	1.0	0.32
100-41-4	Ethylbenzene	1.0	U	1.0	0.25
106-93-4	1,2-Dibromoethane	1.0	U	1.0	0.32
108-20-3	Diisopropyl ether	5.0	U	5.0	0.50
91-20-3	Naphthalene	1.0	U	1.0	0.45
179601-23-1	m-Xylene & p-Xylene	2.0	U	2.0	0.24
104-51-8	n-Butylbenzene	1.0	U	1.0	0.31
98-82-8	Isopropylbenzene	1.0	U	1.0	0.35
103-65-1	n-Propylbenzene	1.0	U	1.0	0.40
78-93-3	2-Butanone	5.0	U	5.0	0.53
108-10-1	4-Methyl-2-pentanone	5.0	U	5.0	0.99
135-98-8	sec-Butylbenzene	1.0	U	1.0	0.48
1634-04-4	Methyl tert-butyl ether	1.0	U	1.0	0.20
994-05-8	Tert-amyl-methyl ether (TAME)	5.0	U	5.0	0.30
75-09-2	Methylene Chloride	1.0	U	1.0	0.33
95-47-6	o-Xylene	1.0	U	1.0	0.25
100-42-5	Styrene	1.0	U	1.0	0.45
637-92-3	Ethyl-t-butyl ether (ETBE)	5.0	U	5.0	0.23
98-06-6	tert-Butylbenzene	1.0	U	1.0	0.41
127-18-4	Tetrachloroethene	1.0	U	1.0	0.31
108-88-3	Toluene	1.0	U	1.0	0.23
156-60-5	trans-1,2-Dichloroethene	1.0	U	1.0	0.30
10061-02-6	trans-1,3-Dichloropropene	1.0	U	1.0	0.56
79-01-6	Trichloroethene	0.84	J	1.0	0.22
75-69-4	Trichlorofluoromethane	1.0	U	1.0	0.49
108-05-4	Vinyl acetate	2.0	U	2.0	0.41
75-01-4	Vinyl chloride	0.50	U	0.50	0.29
75-65-0	tert-Butyl alcohol	20	U	20	4.9
1330-20-7	Xylenes, Total	2.0	U	2.0	0.52

FORM I
GC/MS VOA ORGANICS ANALYSIS DATA SHEET

Lab Name: TestAmerica Canton | Job No.: 240-66021-1

SDG No.:

Client Sample ID: MSA-SW45D-061416 | Lab Sample ID: 240-66021-36

Matrix: Water | Lab File ID: UX956659.D

Analysis Method: 8260C | Date Collected: 06/14/2016 10:06

Sample wt/vol: 5(mL) | Date Analyzed: 06/17/2016 00:37

Soil Aliquot Vol: | Dilution Factor: 1

Soil Extract Vol.: | GC Column: DB-624 ID: 0.18(mm)

% Moisture: | Level: (low/med) Low

Analysis Batch No.: 234863 | Units: ug/L

CAS NO.	COMPOUND NAME	RESULT	Q	RL	MDL
124-48-1	Dibromochloromethane	1.0	U	1.0	0.43

CAS NO.	SURROGATE	%REC	Q	LIMITS
17060-07-0	1,2-Dichloroethane-d4 (Surr)	91		78-125
460-00-4	4-Bromofluorobenzene (Surr)	91		61-120
2037-26-5	Toluene-d8 (Surr)	104		80-120
1868-53-7	Dibromofluoromethane (Surr)	95		79-120

FORM I
GC/MS VOA ORGANICS ANALYSIS DATA SHEET
TENTATIVELY IDENTIFIED COMPOUNDS

Lab Name: TestAmerica Canton Job No.: 240-66021-1

SDG No.:

Client Sample ID: MSA-SW45D-061416 Lab Sample ID: 240-66021-36

Matrix: Water Lab File ID: UX956659.D

Analysis Method: 8260C Date Collected: 06/14/2016 10:06

Sample wt/vol: 5(mL) Date Analyzed: 06/17/2016 00:37

Soil Aliquot Vol: Dilution Factor: 1

Soil Extract Vol.: GC Column: DB-624 ID: 0.18(mm)

% Moisture: Level: (low/med) Low

Analysis Batch No.: 234863 Units: ug/L

Number TICs Found: 0 TIC Result Total: 0

CAS NO.	COMPOUND NAME	RT	RESULT	Q
	Tentatively Identified Compound		None	

FORM I
GC/MS VOA ORGANICS ANALYSIS DATA SHEET
TARGETED TENATIVELY IDENTIFIED COMPOUNDS

Lab Name: TestAmerica Canton | Job No.: 240-66021-1

SDG No.:

Client Sample ID: MSA-SW45D-061416 | Lab Sample ID: 240-66021-36

Matrix: Water | Lab File ID: UX956659.D

Analysis Method: 8260C | Date Collected: 06/14/2016 10:06

Sample wt/vol: 5(mL) | Date Analyzed: 06/17/2016 00:37

Soil Aliquot Vol: | Dilution Factor: 1

Soil Extract Vol.: | GC Column: DB-624 ID: 0.18(mm)

% Moisture: | Level: (low/med) Low

Analysis Batch No.: 234863 | Units: ug/L

CAS NO.	COMPOUND NAME	RT	RESULT	Q
75-45-6	Chlorodifluoromethane TIC		1.0	U

FORM I
GC/MS VOA ORGANICS ANALYSIS DATA SHEET

Lab Name: TestAmerica Canton | Job No.: 240-66021-1

SDG No.:

Client Sample ID: EL-SW01A-061416 | Lab Sample ID: 240-66021-37

Matrix: Water | Lab File ID: UX956660.D

Analysis Method: 8260C | Date Collected: 06/14/2016 08:48

Sample wt/vol: 5(mL) | Date Analyzed: 06/17/2016 01:00

Soil Aliquot Vol: | Dilution Factor: 1

Soil Extract Vol.: | GC Column: DB-624 ID: 0.18(mm)

% Moisture: | Level: (low/med) Low

Analysis Batch No.: 234863 | Units: ug/L

CAS NO.	COMPOUND NAME	RESULT	Q	RL	MDL
630-20-6	1,1,1,2-Tetrachloroethane	1.0	U	1.0	0.28
71-55-6	1,1,1-Trichloroethane	1.0	U	1.0	0.44
79-34-5	1,1,2,2-Tetrachloroethane	1.0	U	1.0	0.22
75-34-3	1,1-Dichloroethane	1.0	U	1.0	0.30
75-35-4	1,1-Dichloroethene	1.0	U	1.0	0.45
563-58-6	1,1-Dichloropropene	1.0	U	1.0	0.42
87-61-6	1,2,3-Trichlorobenzene	1.0	U	1.0	0.37
96-18-4	1,2,3-Trichloropropane	1.0	U	1.0	0.44
526-73-8	1,2,3-Trimethylbenzene	5.0	U	5.0	0.47
120-82-1	1,2,4-Trichlorobenzene	1.0	U	1.0	0.32
95-63-6	1,2,4-Trimethylbenzene	1.0	U	1.0	0.41
96-12-8	1,2-Dibromo-3-Chloropropane	5.0	U	5.0	0.82
95-50-1	1,2-Dichlorobenzene	1.0	U	1.0	0.25
107-06-2	1,2-Dichloroethane	1.0	U	1.0	0.23
78-87-5	1,2-Dichloropropane	1.0	U	1.0	0.25
541-73-1	1,3-Dichlorobenzene	1.0	U	1.0	0.19
142-28-9	1,3-Dichloropropane	1.0	U	1.0	0.19
106-46-7	1,4-Dichlorobenzene	1.0	U	1.0	0.27
594-20-7	2,2-Dichloropropane	1.0	U	1.0	0.26
78-93-3	2-Butanone	5.0	U	5.0	0.53
110-75-8	2-Chloroethyl vinyl ether	10	U *	10	0.59
95-49-8	2-Chlorotoluene	1.0	U	1.0	0.40
591-78-6	2-Hexanone	5.0	U	5.0	0.48
106-43-4	4-Chlorotoluene	1.0	U	1.0	0.29
99-87-6	p-Isopropyltoluene	1.0	U	1.0	0.43
108-10-1	4-Methyl-2-pentanone	5.0	U	5.0	0.99
67-64-1	Acetone	5.0	U	5.0	0.94
71-43-2	Benzene	1.0	U	1.0	0.35
108-86-1	Bromobenzene	1.0	U	1.0	0.35
75-25-2	Bromoform	1.0	U	1.0	0.56
74-83-9	Bromomethane	1.0	U	1.0	0.44
75-15-0	Carbon disulfide	1.0	U	1.0	0.38
56-23-5	Carbon tetrachloride	1.0	U	1.0	0.43
108-90-7	Chlorobenzene	1.0	U	1.0	0.25
124-48-1	Dibromochloromethane	1.0	U	1.0	0.43
75-00-3	Chloroethane	1.0	U	1.0	0.32

FORM I
GC/MS VOA ORGANICS ANALYSIS DATA SHEET

Lab Name: TestAmerica Canton | Job No.: 240-66021-1

SDG No.:

Client Sample ID: EL-SW01A-061416 | Lab Sample ID: 240-66021-37

Matrix: Water | Lab File ID: UX956660.D

Analysis Method: 8260C | Date Collected: 06/14/2016 08:48

Sample wt/vol: 5(mL) | Date Analyzed: 06/17/2016 01:00

Soil Aliquot Vol: | Dilution Factor: 1

Soil Extract Vol.: | GC Column: DB-624 ID: 0.18(mm)

% Moisture: | Level: (low/med) Low

Analysis Batch No.: 234863 | Units: ug/L

CAS NO.	COMPOUND NAME	RESULT	Q	RL	MDL
67-66-3	Chloroform	1.0	U	1.0	0.25
74-87-3	Chloromethane	1.0	U	1.0	0.44
156-59-2	cis-1,2-Dichloroethene	1.0	U	1.0	0.26
10061-01-5	cis-1,3-Dichloropropene	1.0	U	1.0	0.46
74-95-3	Dibromomethane	1.0	U	1.0	0.42
74-97-5	Bromochloromethane	1.0	U	1.0	0.50
75-71-8	Dichlorodifluoromethane	1.0	U	1.0	0.32
75-27-4	Bromodichloromethane	1.0	U	1.0	0.29
75-65-0	tert-Butyl alcohol	20	U	20	4.9
100-41-4	Ethylbenzene	1.0	U	1.0	0.25
87-68-3	Hexachlorobutadiene	1.0	U	1.0	0.35
108-20-3	Diisopropyl ether	5.0	U	5.0	0.50
98-82-8	Isopropylbenzene	1.0	U	1.0	0.35
1634-04-4	Methyl tert-butyl ether	1.0	U	1.0	0.20
75-09-2	Methylene Chloride	1.0	U	1.0	0.33
179601-23-1	m-Xylene & p-Xylene	2.0	U	2.0	0.24
91-20-3	Naphthalene	1.0	U	1.0	0.45
104-51-8	n-Butylbenzene	1.0	U	1.0	0.31
103-65-1	n-Propylbenzene	1.0	U	1.0	0.40
95-47-6	o-Xylene	1.0	U	1.0	0.25
135-98-8	sec-Butylbenzene	1.0	U	1.0	0.48
100-42-5	Styrene	1.0	U	1.0	0.45
994-05-8	Tert-amyl-methyl ether (TAME)	5.0	U	5.0	0.30
637-92-3	Ethyl-t-butyl ether (ETBE)	5.0	U	5.0	0.23
127-18-4	Tetrachloroethene	1.0	U	1.0	0.31
108-88-3	Toluene	1.0	U	1.0	0.23
156-60-5	trans-1,2-Dichloroethene	1.0	U	1.0	0.30
10061-02-6	trans-1,3-Dichloropropene	1.0	U	1.0	0.56
79-01-6	Trichloroethene	0.27	J	1.0	0.22
75-69-4	Trichlorofluoromethane	1.0	U	1.0	0.49
108-05-4	Vinyl acetate	2.0	U	2.0	0.41
75-01-4	Vinyl chloride	0.50	U	0.50	0.29
1330-20-7	Xylenes, Total	2.0	U	2.0	0.52
98-06-6	tert-Butylbenzene	1.0	U	1.0	0.41
106-93-4	1,2-Dibromoethane	1.0	U	1.0	0.32

FORM I
GC/MS VOA ORGANICS ANALYSIS DATA SHEET

Lab Name: TestAmerica Canton Job No.: 240-66021-1

SDG No.:

Client Sample ID: EL-SW01A-061416 Lab Sample ID: 240-66021-37

Matrix: Water Lab File ID: UX956660.D

Analysis Method: 8260C Date Collected: 06/14/2016 08:48

Sample wt/vol: 5(mL) Date Analyzed: 06/17/2016 01:00

Soil Aliquot Vol: Dilution Factor: 1

Soil Extract Vol.: GC Column: DB-624 ID: 0.18(mm)

% Moisture: Level: (low/med) Low

Analysis Batch No.: 234863 Units: ug/L

CAS NO.	SURROGATE	%REC	Q	LIMITS
2037-26-5	Toluene-d8 (Surr)	101		80-120
1868-53-7	Dibromofluoromethane (Surr)	95		79-120
460-00-4	4-Bromofluorobenzene (Surr)	90		61-120
17060-07-0	1,2-Dichloroethane-d4 (Surr)	89		78-125

FORM I
GC/MS VOA ORGANICS ANALYSIS DATA SHEET

Lab Name: TestAmerica Canton | Job No.: 240-66021-1

SDG No.:

Client Sample ID: EL-SW01B-061416 | Lab Sample ID: 240-66021-38

Matrix: Water | Lab File ID: UX956661.D

Analysis Method: 8260C | Date Collected: 06/14/2016 08:55

Sample wt/vol: 5(mL) | Date Analyzed: 06/17/2016 01:23

Soil Aliquot Vol: | Dilution Factor: 1

Soil Extract Vol.: | GC Column: DB-624 ID: 0.18(mm)

% Moisture: | Level: (low/med) Low

Analysis Batch No.: 234863 | Units: ug/L

CAS NO.	COMPOUND NAME	RESULT	Q	RL	MDL
630-20-6	1,1,1,2-Tetrachloroethane	1.0	U	1.0	0.28
71-55-6	1,1,1-Trichloroethane	1.0	U	1.0	0.44
79-34-5	1,1,2,2-Tetrachloroethane	1.0	U	1.0	0.22
75-34-3	1,1-Dichloroethane	1.0	U	1.0	0.30
75-35-4	1,1-Dichloroethene	1.0	U	1.0	0.45
563-58-6	1,1-Dichloropropene	1.0	U	1.0	0.42
87-61-6	1,2,3-Trichlorobenzene	1.0	U	1.0	0.37
96-18-4	1,2,3-Trichloropropane	1.0	U	1.0	0.44
526-73-8	1,2,3-Trimethylbenzene	5.0	U	5.0	0.47
120-82-1	1,2,4-Trichlorobenzene	1.0	U	1.0	0.32
95-63-6	1,2,4-Trimethylbenzene	1.0	U	1.0	0.41
96-12-8	1,2-Dibromo-3-Chloropropane	5.0	U	5.0	0.82
95-50-1	1,2-Dichlorobenzene	1.0	U	1.0	0.25
107-06-2	1,2-Dichloroethane	1.0	U	1.0	0.23
78-87-5	1,2-Dichloropropane	1.0	U	1.0	0.25
541-73-1	1,3-Dichlorobenzene	1.0	U	1.0	0.19
142-28-9	1,3-Dichloropropane	1.0	U	1.0	0.19
106-46-7	1,4-Dichlorobenzene	1.0	U	1.0	0.27
594-20-7	2,2-Dichloropropane	1.0	U	1.0	0.26
78-93-3	2-Butanone	5.0	U	5.0	0.53
110-75-8	2-Chloroethyl vinyl ether	10	U *	10	0.59
95-49-8	2-Chlorotoluene	1.0	U	1.0	0.40
591-78-6	2-Hexanone	5.0	U	5.0	0.48
106-43-4	4-Chlorotoluene	1.0	U	1.0	0.29
99-87-6	p-Isopropyltoluene	1.0	U	1.0	0.43
108-10-1	4-Methyl-2-pentanone	5.0	U	5.0	0.99
67-64-1	Acetone	5.0	U	5.0	0.94
71-43-2	Benzene	1.0	U	1.0	0.35
108-86-1	Bromobenzene	1.0	U	1.0	0.35
75-25-2	Bromoform	1.0	U	1.0	0.56
74-83-9	Bromomethane	1.0	U	1.0	0.44
75-15-0	Carbon disulfide	1.0	U	1.0	0.38
56-23-5	Carbon tetrachloride	1.0	U	1.0	0.43
108-90-7	Chlorobenzene	1.0	U	1.0	0.25
124-48-1	Dibromochloromethane	1.0	U	1.0	0.43
75-00-3	Chloroethane	1.0	U	1.0	0.32

FORM I
GC/MS VOA ORGANICS ANALYSIS DATA SHEET

Lab Name: TestAmerica Canton | Job No.: 240-66021-1

SDG No.:

Client Sample ID: EL-SW01B-061416 | Lab Sample ID: 240-66021-38

Matrix: Water | Lab File ID: UX956661.D

Analysis Method: 8260C | Date Collected: 06/14/2016 08:55

Sample wt/vol: 5(mL) | Date Analyzed: 06/17/2016 01:23

Soil Aliquot Vol: | Dilution Factor: 1

Soil Extract Vol.: | GC Column: DB-624 ID: 0.18(mm)

% Moisture: | Level: (low/med) Low

Analysis Batch No.: 234863 | Units: ug/L

CAS NO.	COMPOUND NAME	RESULT	Q	RL	MDL
67-66-3	Chloroform	1.0	U	1.0	0.25
74-87-3	Chloromethane	1.0	U	1.0	0.44
156-59-2	cis-1,2-Dichloroethene	1.0	U	1.0	0.26
10061-01-5	cis-1,3-Dichloropropene	1.0	U	1.0	0.46
74-95-3	Dibromomethane	1.0	U	1.0	0.42
74-97-5	Bromochloromethane	1.0	U	1.0	0.50
75-71-8	Dichlorodifluoromethane	1.0	U	1.0	0.32
75-27-4	Bromodichloromethane	1.0	U	1.0	0.29
75-65-0	tert-Butyl alcohol	20	U	20	4.9
100-41-4	Ethylbenzene	1.0	U	1.0	0.25
87-68-3	Hexachlorobutadiene	1.0	U	1.0	0.35
108-20-3	Diisopropyl ether	5.0	U	5.0	0.50
98-82-8	Isopropylbenzene	1.0	U	1.0	0.35
1634-04-4	Methyl tert-butyl ether	1.0	U	1.0	0.20
75-09-2	Methylene Chloride	1.0	U	1.0	0.33
179601-23-1	m-Xylene & p-Xylene	2.0	U	2.0	0.24
91-20-3	Naphthalene	1.0	U	1.0	0.45
104-51-8	n-Butylbenzene	1.0	U	1.0	0.31
103-65-1	n-Propylbenzene	1.0	U	1.0	0.40
95-47-6	o-Xylene	1.0	U	1.0	0.25
135-98-8	sec-Butylbenzene	1.0	U	1.0	0.48
100-42-5	Styrene	1.0	U	1.0	0.45
994-05-8	Tert-amyl-methyl ether (TAME)	5.0	U	5.0	0.30
637-92-3	Ethyl-t-butyl ether (ETBE)	5.0	U	5.0	0.23
127-18-4	Tetrachloroethene	1.0	U	1.0	0.31
108-88-3	Toluene	1.0	U	1.0	0.23
156-60-5	trans-1,2-Dichloroethene	1.0	U	1.0	0.30
10061-02-6	trans-1,3-Dichloropropene	1.0	U	1.0	0.56
79-01-6	Trichloroethene	0.28	J	1.0	0.22
75-69-4	Trichlorofluoromethane	1.0	U	1.0	0.49
108-05-4	Vinyl acetate	2.0	U	2.0	0.41
75-01-4	Vinyl chloride	0.50	U	0.50	0.29
1330-20-7	Xylenes, Total	2.0	U	2.0	0.52
98-06-6	tert-Butylbenzene	1.0	U	1.0	0.41
106-93-4	1,2-Dibromoethane	1.0	U	1.0	0.32

FORM I
GC/MS VOA ORGANICS ANALYSIS DATA SHEET

Lab Name: TestAmerica Canton Job No.: 240-66021-1

SDG No.:

Client Sample ID: EL-SW01B-061416 Lab Sample ID: 240-66021-38

Matrix: Water Lab File ID: UX956661.D

Analysis Method: 8260C Date Collected: 06/14/2016 08:55

Sample wt/vol: 5(mL) Date Analyzed: 06/17/2016 01:23

Soil Aliquot Vol: Dilution Factor: 1

Soil Extract Vol.: GC Column: DB-624 ID: 0.18(mm)

% Moisture: Level: (low/med) Low

Analysis Batch No.: 234863 Units: ug/L

CAS NO.	SURROGATE	%REC	Q	LIMITS
2037-26-5	Toluene-d8 (Surr)	106		80-120
1868-53-7	Dibromofluoromethane (Surr)	99		79-120
460-00-4	4-Bromofluorobenzene (Surr)	97		61-120
17060-07-0	1,2-Dichloroethane-d4 (Surr)	91		78-125

FORM I
GC/MS VOA ORGANICS ANALYSIS DATA SHEET

Lab Name: TestAmerica Canton | Job No.: 240-66021-1

SDG No.:

Client Sample ID: EL-SW01C-061416 | Lab Sample ID: 240-66021-39

Matrix: Water | Lab File ID: UX956662.D

Analysis Method: 8260C | Date Collected: 06/14/2016 09:00

Sample wt/vol: 5(mL) | Date Analyzed: 06/17/2016 01:46

Soil Aliquot Vol: | Dilution Factor: 1

Soil Extract Vol.: | GC Column: DB-624 ID: 0.18(mm)

% Moisture: | Level: (low/med) Low

Analysis Batch No.: 234863 | Units: ug/L

CAS NO.	COMPOUND NAME	RESULT	Q	RL	MDL
630-20-6	1,1,1,2-Tetrachloroethane	1.0	U	1.0	0.28
71-55-6	1,1,1-Trichloroethane	1.0	U	1.0	0.44
79-34-5	1,1,2,2-Tetrachloroethane	1.0	U	1.0	0.22
75-34-3	1,1-Dichloroethane	1.0	U	1.0	0.30
75-35-4	1,1-Dichloroethene	1.0	U	1.0	0.45
563-58-6	1,1-Dichloropropene	1.0	U	1.0	0.42
87-61-6	1,2,3-Trichlorobenzene	1.0	U	1.0	0.37
96-18-4	1,2,3-Trichloropropane	1.0	U	1.0	0.44
526-73-8	1,2,3-Trimethylbenzene	5.0	U	5.0	0.47
120-82-1	1,2,4-Trichlorobenzene	1.0	U	1.0	0.32
95-63-6	1,2,4-Trimethylbenzene	1.0	U	1.0	0.41
96-12-8	1,2-Dibromo-3-Chloropropane	5.0	U	5.0	0.82
95-50-1	1,2-Dichlorobenzene	1.0	U	1.0	0.25
107-06-2	1,2-Dichloroethane	1.0	U	1.0	0.23
78-87-5	1,2-Dichloropropane	1.0	U	1.0	0.25
541-73-1	1,3-Dichlorobenzene	1.0	U	1.0	0.19
142-28-9	1,3-Dichloropropane	1.0	U	1.0	0.19
106-46-7	1,4-Dichlorobenzene	1.0	U	1.0	0.27
594-20-7	2,2-Dichloropropane	1.0	U	1.0	0.26
78-93-3	2-Butanone	5.0	U	5.0	0.53
110-75-8	2-Chloroethyl vinyl ether	10	U *	10	0.59
95-49-8	2-Chlorotoluene	1.0	U	1.0	0.40
591-78-6	2-Hexanone	5.0	U	5.0	0.48
106-43-4	4-Chlorotoluene	1.0	U	1.0	0.29
99-87-6	p-Isopropyltoluene	1.0	U	1.0	0.43
108-10-1	4-Methyl-2-pentanone	5.0	U	5.0	0.99
67-64-1	Acetone	5.0	U	5.0	0.94
71-43-2	Benzene	1.0	U	1.0	0.35
108-86-1	Bromobenzene	1.0	U	1.0	0.35
75-25-2	Bromoform	1.0	U	1.0	0.56
74-83-9	Bromomethane	1.0	U	1.0	0.44
75-15-0	Carbon disulfide	1.0	U	1.0	0.38
56-23-5	Carbon tetrachloride	1.0	U	1.0	0.43
108-90-7	Chlorobenzene	1.0	U	1.0	0.25
124-48-1	Dibromochloromethane	1.0	U	1.0	0.43
75-00-3	Chloroethane	1.0	U	1.0	0.32

FORM I
GC/MS VOA ORGANICS ANALYSIS DATA SHEET

Lab Name: TestAmerica Canton | Job No.: 240-66021-1

SDG No.:

Client Sample ID: EL-SW01C-061416 | Lab Sample ID: 240-66021-39

Matrix: Water | Lab File ID: UX956662.D

Analysis Method: 8260C | Date Collected: 06/14/2016 09:00

Sample wt/vol: 5(mL) | Date Analyzed: 06/17/2016 01:46

Soil Aliquot Vol: | Dilution Factor: 1

Soil Extract Vol.: | GC Column: DB-624 ID: 0.18(mm)

% Moisture: | Level: (low/med) Low

Analysis Batch No.: 234863 | Units: ug/L

CAS NO.	COMPOUND NAME	RESULT	Q	RL	MDL
67-66-3	Chloroform	1.0	U	1.0	0.25
74-87-3	Chloromethane	1.0	U	1.0	0.44
156-59-2	cis-1,2-Dichloroethene	1.0	U	1.0	0.26
10061-01-5	cis-1,3-Dichloropropene	1.0	U	1.0	0.46
74-95-3	Dibromomethane	1.0	U	1.0	0.42
74-97-5	Bromochloromethane	1.0	U	1.0	0.50
75-71-8	Dichlorodifluoromethane	1.0	U	1.0	0.32
75-27-4	Bromodichloromethane	1.0	U	1.0	0.29
75-65-0	tert-Butyl alcohol	20	U	20	4.9
100-41-4	Ethylbenzene	1.0	U	1.0	0.25
87-68-3	Hexachlorobutadiene	1.0	U	1.0	0.35
108-20-3	Diisopropyl ether	5.0	U	5.0	0.50
98-82-8	Isopropylbenzene	1.0	U	1.0	0.35
1634-04-4	Methyl tert-butyl ether	1.0	U	1.0	0.20
75-09-2	Methylene Chloride	1.0	U	1.0	0.33
179601-23-1	m-Xylene & p-Xylene	2.0	U	2.0	0.24
91-20-3	Naphthalene	1.0	U	1.0	0.45
104-51-8	n-Butylbenzene	1.0	U	1.0	0.31
103-65-1	n-Propylbenzene	1.0	U	1.0	0.40
95-47-6	o-Xylene	1.0	U	1.0	0.25
135-98-8	sec-Butylbenzene	1.0	U	1.0	0.48
100-42-5	Styrene	1.0	U	1.0	0.45
994-05-8	Tert-amyl-methyl ether (TAME)	5.0	U	5.0	0.30
637-92-3	Ethyl-t-butyl ether (ETBE)	5.0	U	5.0	0.23
127-18-4	Tetrachloroethene	1.0	U	1.0	0.31
108-88-3	Toluene	1.0	U	1.0	0.23
156-60-5	trans-1,2-Dichloroethene	1.0	U	1.0	0.30
10061-02-6	trans-1,3-Dichloropropene	1.0	U	1.0	0.56
79-01-6	Trichloroethene	0.24	J	1.0	0.22
75-69-4	Trichlorofluoromethane	1.0	U	1.0	0.49
108-05-4	Vinyl acetate	2.0	U	2.0	0.41
75-01-4	Vinyl chloride	0.50	U	0.50	0.29
1330-20-7	Xylenes, Total	2.0	U	2.0	0.52
98-06-6	tert-Butylbenzene	1.0	U	1.0	0.41
106-93-4	1,2-Dibromoethane	1.0	U	1.0	0.32

FORM I
GC/MS VOA ORGANICS ANALYSIS DATA SHEET

Lab Name: TestAmerica Canton Job No.: 240-66021-1

SDG No.:

Client Sample ID: EL-SW01C-061416 Lab Sample ID: 240-66021-39

Matrix: Water Lab File ID: UX956662.D

Analysis Method: 8260C Date Collected: 06/14/2016 09:00

Sample wt/vol: 5(mL) Date Analyzed: 06/17/2016 01:46

Soil Aliquot Vol: Dilution Factor: 1

Soil Extract Vol.: GC Column: DB-624 ID: 0.18(mm)

% Moisture: Level: (low/med) Low

Analysis Batch No.: 234863 Units: ug/L

CAS NO.	SURROGATE	%REC	Q	LIMITS
2037-26-5	Toluene-d8 (Surr)	105		80-120
1868-53-7	Dibromofluoromethane (Surr)	97		79-120
460-00-4	4-Bromofluorobenzene (Surr)	92		61-120
17060-07-0	1,2-Dichloroethane-d4 (Surr)	92		78-125

FORM I
GC/MS VOA ORGANICS ANALYSIS DATA SHEET

Lab Name: TestAmerica Canton | Job No.: 240-66021-1

SDG No.:

Client Sample ID: EL-SW01D-061416 | Lab Sample ID: 240-66021-40

Matrix: Water | Lab File ID: UX956663.D

Analysis Method: 8260C | Date Collected: 06/14/2016 09:06

Sample wt/vol: 5(mL) | Date Analyzed: 06/17/2016 02:09

Soil Aliquot Vol: | Dilution Factor: 1

Soil Extract Vol.: | GC Column: DB-624 ID: 0.18(mm)

% Moisture: | Level: (low/med) Low

Analysis Batch No.: 234863 | Units: ug/L

CAS NO.	COMPOUND NAME	RESULT	Q	RL	MDL
630-20-6	1,1,1,2-Tetrachloroethane	1.0	U	1.0	0.28
71-55-6	1,1,1-Trichloroethane	1.0	U	1.0	0.44
79-34-5	1,1,2,2-Tetrachloroethane	1.0	U	1.0	0.22
75-34-3	1,1-Dichloroethane	1.0	U	1.0	0.30
75-35-4	1,1-Dichloroethene	1.0	U	1.0	0.45
563-58-6	1,1-Dichloropropene	1.0	U	1.0	0.42
87-61-6	1,2,3-Trichlorobenzene	1.0	U	1.0	0.37
96-18-4	1,2,3-Trichloropropane	1.0	U	1.0	0.44
526-73-8	1,2,3-Trimethylbenzene	5.0	U	5.0	0.47
120-82-1	1,2,4-Trichlorobenzene	1.0	U	1.0	0.32
95-63-6	1,2,4-Trimethylbenzene	1.0	U	1.0	0.41
96-12-8	1,2-Dibromo-3-Chloropropane	5.0	U	5.0	0.82
95-50-1	1,2-Dichlorobenzene	1.0	U	1.0	0.25
107-06-2	1,2-Dichloroethane	1.0	U	1.0	0.23
78-87-5	1,2-Dichloropropane	1.0	U	1.0	0.25
541-73-1	1,3-Dichlorobenzene	1.0	U	1.0	0.19
142-28-9	1,3-Dichloropropane	1.0	U	1.0	0.19
106-46-7	1,4-Dichlorobenzene	1.0	U	1.0	0.27
594-20-7	2,2-Dichloropropane	1.0	U	1.0	0.26
78-93-3	2-Butanone	5.0	U	5.0	0.53
110-75-8	2-Chloroethyl vinyl ether	10	U *	10	0.59
95-49-8	2-Chlorotoluene	1.0	U	1.0	0.40
591-78-6	2-Hexanone	5.0	U	5.0	0.48
106-43-4	4-Chlorotoluene	1.0	U	1.0	0.29
99-87-6	p-Isopropyltoluene	1.0	U	1.0	0.43
108-10-1	4-Methyl-2-pentanone	5.0	U	5.0	0.99
67-64-1	Acetone	5.0	U	5.0	0.94
71-43-2	Benzene	1.0	U	1.0	0.35
108-86-1	Bromobenzene	1.0	U	1.0	0.35
75-25-2	Bromoform	1.0	U	1.0	0.56
74-83-9	Bromomethane	1.0	U	1.0	0.44
75-15-0	Carbon disulfide	1.0	U	1.0	0.38
56-23-5	Carbon tetrachloride	1.0	U	1.0	0.43
108-90-7	Chlorobenzene	1.0	U	1.0	0.25
124-48-1	Dibromochloromethane	1.0	U	1.0	0.43
75-00-3	Chloroethane	1.0	U	1.0	0.32

FORM I
GC/MS VOA ORGANICS ANALYSIS DATA SHEET

Lab Name: TestAmerica Canton | Job No.: 240-66021-1

SDG No.:

Client Sample ID: EL-SW01D-061416 | Lab Sample ID: 240-66021-40

Matrix: Water | Lab File ID: UX956663.D

Analysis Method: 8260C | Date Collected: 06/14/2016 09:06

Sample wt/vol: 5(mL) | Date Analyzed: 06/17/2016 02:09

Soil Aliquot Vol: | Dilution Factor: 1

Soil Extract Vol.: | GC Column: DB-624 ID: 0.18(mm)

% Moisture: | Level: (low/med) Low

Analysis Batch No.: 234863 | Units: ug/L

CAS NO.	COMPOUND NAME	RESULT	Q	RL	MDL
67-66-3	Chloroform	1.0	U	1.0	0.25
74-87-3	Chloromethane	1.0	U	1.0	0.44
156-59-2	cis-1,2-Dichloroethene	0.35	J	1.0	0.26
10061-01-5	cis-1,3-Dichloropropene	1.0	U	1.0	0.46
74-95-3	Dibromomethane	1.0	U	1.0	0.42
74-97-5	Bromochloromethane	1.0	U	1.0	0.50
75-71-8	Dichlorodifluoromethane	1.0	U	1.0	0.32
75-27-4	Bromodichloromethane	1.0	U	1.0	0.29
75-65-0	tert-Butyl alcohol	20	U	20	4.9
100-41-4	Ethylbenzene	1.0	U	1.0	0.25
87-68-3	Hexachlorobutadiene	1.0	U	1.0	0.35
108-20-3	Diisopropyl ether	5.0	U	5.0	0.50
98-82-8	Isopropylbenzene	1.0	U	1.0	0.35
1634-04-4	Methyl tert-butyl ether	1.0	U	1.0	0.20
75-09-2	Methylene Chloride	1.0	U	1.0	0.33
179601-23-1	m-Xylene & p-Xylene	2.0	U	2.0	0.24
91-20-3	Naphthalene	1.0	U	1.0	0.45
104-51-8	n-Butylbenzene	1.0	U	1.0	0.31
103-65-1	n-Propylbenzene	1.0	U	1.0	0.40
95-47-6	o-Xylene	1.0	U	1.0	0.25
135-98-8	sec-Butylbenzene	1.0	U	1.0	0.48
100-42-5	Styrene	1.0	U	1.0	0.45
994-05-8	Tert-amyl-methyl ether (TAME)	5.0	U	5.0	0.30
637-92-3	Ethyl-t-butyl ether (ETBE)	5.0	U	5.0	0.23
127-18-4	Tetrachloroethene	1.0	U	1.0	0.31
108-88-3	Toluene	1.0	U	1.0	0.23
156-60-5	trans-1,2-Dichloroethene	1.0	U	1.0	0.30
10061-02-6	trans-1,3-Dichloropropene	1.0	U	1.0	0.56
79-01-6	Trichloroethene	0.71	J	1.0	0.22
75-69-4	Trichlorofluoromethane	1.0	U	1.0	0.49
108-05-4	Vinyl acetate	2.0	U	2.0	0.41
75-01-4	Vinyl chloride	0.50	U	0.50	0.29
1330-20-7	Xylenes, Total	2.0	U	2.0	0.52
98-06-6	tert-Butylbenzene	1.0	U	1.0	0.41
106-93-4	1,2-Dibromoethane	1.0	U	1.0	0.32

FORM I
GC/MS VOA ORGANICS ANALYSIS DATA SHEET

Lab Name: TestAmerica Canton Job No.: 240-66021-1

SDG No.:

Client Sample ID: EL-SW01D-061416 Lab Sample ID: 240-66021-40

Matrix: Water Lab File ID: UX956663.D

Analysis Method: 8260C Date Collected: 06/14/2016 09:06

Sample wt/vol: 5(mL) Date Analyzed: 06/17/2016 02:09

Soil Aliquot Vol: Dilution Factor: 1

Soil Extract Vol.: GC Column: DB-624 ID: 0.18(mm)

% Moisture: Level: (low/med) Low

Analysis Batch No.: 234863 Units: ug/L

CAS NO.	SURROGATE	%REC	Q	LIMITS
2037-26-5	Toluene-d8 (Surr)	106		80-120
1868-53-7	Dibromofluoromethane (Surr)	95		79-120
460-00-4	4-Bromofluorobenzene (Surr)	93		61-120
17060-07-0	1,2-Dichloroethane-d4 (Surr)	94		78-125

FORM I
GC/MS VOA ORGANICS ANALYSIS DATA SHEET

Lab Name: TestAmerica Canton | Job No.: 240-66021-1

SDG No.:

Client Sample ID: TB-061416 | Lab Sample ID: 240-66021-41

Matrix: Water | Lab File ID: U1251385.D

Analysis Method: 8260C | Date Collected: 06/14/2016 00:00

Sample wt/vol: 5(mL) | Date Analyzed: 06/16/2016 21:24

Soil Aliquot Vol: | Dilution Factor: 1

Soil Extract Vol.: | GC Column: DB-624 ID: 0.18(mm)

% Moisture: | Level: (low/med) Low

Analysis Batch No.: 234859 | Units: ug/L

CAS NO.	COMPOUND NAME	RESULT	Q	RL	MDL
630-20-6	1,1,1,2-Tetrachloroethane	1.0	U	1.0	0.28
71-55-6	1,1,1-Trichloroethane	1.0	U	1.0	0.44
79-34-5	1,1,2,2-Tetrachloroethane	1.0	U	1.0	0.22
76-13-1	1,1,2-Trichloro-1,2,2-trichfluoroeth ane	1.0	U	1.0	0.45
75-34-3	1,1-Dichloroethane	1.0	U	1.0	0.30
75-35-4	1,1-Dichloroethene	1.0	U	1.0	0.45
563-58-6	1,1-Dichloropropene	1.0	U	1.0	0.42
87-61-6	1,2,3-Trichlorobenzene	1.0	U	1.0	0.37
96-18-4	1,2,3-Trichloropropane	1.0	U	1.0	0.44
526-73-8	1,2,3-Trimethylbenzene	5.0	U	5.0	0.47
120-82-1	1,2,4-Trichlorobenzene	1.0	U	1.0	0.32
95-63-6	1,2,4-Trimethylbenzene	1.0	U	1.0	0.41
96-12-8	1,2-Dibromo-3-Chloropropane	5.0	U	5.0	0.82
95-50-1	1,2-Dichlorobenzene	1.0	U	1.0	0.25
107-06-2	1,2-Dichloroethane	1.0	U	1.0	0.23
78-87-5	1,2-Dichloropropane	1.0	U	1.0	0.25
541-73-1	1,3-Dichlorobenzene	1.0	U	1.0	0.19
142-28-9	1,3-Dichloropropane	1.0	U	1.0	0.19
106-46-7	1,4-Dichlorobenzene	1.0	U	1.0	0.27
594-20-7	2,2-Dichloropropane	1.0	U	1.0	0.26
110-75-8	2-Chloroethyl vinyl ether	10	U	10	0.59
95-49-8	2-Chlorotoluene	1.0	U	1.0	0.40
591-78-6	2-Hexanone	5.0	U	5.0	0.48
108-86-1	Bromobenzene	1.0	U	1.0	0.35
74-97-5	Bromochloromethane	1.0	U	1.0	0.50
106-43-4	4-Chlorotoluene	1.0	U	1.0	0.29
99-87-6	p-Isopropyltoluene	1.0	U	1.0	0.43
67-64-1	Acetone	5.0		5.0	0.94
71-43-2	Benzene	1.0	U	1.0	0.35
75-25-2	Bromoform	1.0	U *	1.0	0.56
74-83-9	Bromomethane	1.0	U	1.0	0.44
75-15-0	Carbon disulfide	1.0	U	1.0	0.38
56-23-5	Carbon tetrachloride	1.0	U	1.0	0.43
108-90-7	Chlorobenzene	1.0	U	1.0	0.25
75-00-3	Chloroethane	1.0	U	1.0	0.32

FORM I
GC/MS VOA ORGANICS ANALYSIS DATA SHEET

Lab Name: TestAmerica Canton | Job No.: 240-66021-1

SDG No.:

Client Sample ID: TB-061416 | Lab Sample ID: 240-66021-41

Matrix: Water | Lab File ID: U1251385.D

Analysis Method: 8260C | Date Collected: 06/14/2016 00:00

Sample wt/vol: 5(mL) | Date Analyzed: 06/16/2016 21:24

Soil Aliquot Vol: | Dilution Factor: 1

Soil Extract Vol.: | GC Column: DB-624 ID: 0.18(mm)

% Moisture: | Level: (low/med) Low

Analysis Batch No.: 234859 | Units: ug/L

CAS NO.	COMPOUND NAME	RESULT	Q	RL	MDL
67-66-3	Chloroform	1.0	U	1.0	0.25
74-87-3	Chloromethane	1.0	U	1.0	0.44
156-59-2	cis-1,2-Dichloroethene	1.0	U	1.0	0.26
10061-01-5	cis-1,3-Dichloropropene	1.0	U	1.0	0.46
87-68-3	Hexachlorobutadiene	1.0	U *	1.0	0.35
74-95-3	Dibromomethane	1.0	U	1.0	0.42
75-27-4	Bromodichloromethane	1.0	U	1.0	0.29
75-71-8	Dichlorodifluoromethane	1.0	U	1.0	0.32
100-41-4	Ethylbenzene	1.0	U	1.0	0.25
106-93-4	1,2-Dibromoethane	1.0	U	1.0	0.32
108-20-3	Diisopropyl ether	5.0	U	5.0	0.50
91-20-3	Naphthalene	1.0	U	1.0	0.45
179601-23-1	m-Xylene & p-Xylene	2.0	U	2.0	0.24
104-51-8	n-Butylbenzene	1.0	U	1.0	0.31
98-82-8	Isopropylbenzene	1.0	U	1.0	0.35
103-65-1	n-Propylbenzene	1.0	U	1.0	0.40
78-93-3	2-Butanone	0.75	J	5.0	0.53
108-10-1	4-Methyl-2-pentanone	5.0	U	5.0	0.99
135-98-8	sec-Butylbenzene	1.0	U	1.0	0.48
1634-04-4	Methyl tert-butyl ether	1.0	U	1.0	0.20
994-05-8	Tert-amyl-methyl ether (TAME)	5.0	U	5.0	0.30
75-09-2	Methylene Chloride	1.0	U	1.0	0.33
95-47-6	o-Xylene	1.0	U	1.0	0.25
100-42-5	Styrene	1.0	U	1.0	0.45
637-92-3	Ethyl-t-butyl ether (ETBE)	5.0	U	5.0	0.23
98-06-6	tert-Butylbenzene	1.0	U	1.0	0.41
127-18-4	Tetrachloroethene	1.0	U	1.0	0.31
108-88-3	Toluene	1.0	U	1.0	0.23
156-60-5	trans-1,2-Dichloroethene	1.0	U	1.0	0.30
10061-02-6	trans-1,3-Dichloropropene	1.0	U	1.0	0.56
79-01-6	Trichloroethene	1.0	U	1.0	0.22
75-69-4	Trichlorofluoromethane	1.0	U	1.0	0.49
108-05-4	Vinyl acetate	2.0	U	2.0	0.41
75-01-4	Vinyl chloride	0.50	U	0.50	0.29
75-65-0	tert-Butyl alcohol	20	U	20	4.9
1330-20-7	Xylenes, Total	2.0	U	2.0	0.52

FORM I
GC/MS VOA ORGANICS ANALYSIS DATA SHEET

Lab Name: TestAmerica Canton | Job No.: 240-66021-1

SDG No.:

Client Sample ID: TB-061416 | Lab Sample ID: 240-66021-41

Matrix: Water | Lab File ID: U1251385.D

Analysis Method: 8260C | Date Collected: 06/14/2016 00:00

Sample wt/vol: 5(mL) | Date Analyzed: 06/16/2016 21:24

Soil Aliquot Vol: | Dilution Factor: 1

Soil Extract Vol.: | GC Column: DB-624 ID: 0.18(mm)

% Moisture: | Level: (low/med) Low

Analysis Batch No.: 234859 | Units: ug/L

CAS NO.	COMPOUND NAME	RESULT	Q	RL	MDL
124-48-1	Dibromochloromethane	1.0	U	1.0	0.43

CAS NO.	SURROGATE	%REC	Q	LIMITS
17060-07-0	1,2-Dichloroethane-d4 (Surr)	91		78-125
460-00-4	4-Bromofluorobenzene (Surr)	80		61-120
2037-26-5	Toluene-d8 (Surr)	89		80-120
1868-53-7	Dibromofluoromethane (Surr)	95		79-120

FORM I
GC/MS VOA ORGANICS ANALYSIS DATA SHEET
TENTATIVELY IDENTIFIED COMPOUNDS

Lab Name: TestAmerica Canton | Job No.: 240-66021-1

SDG No.:

Client Sample ID: TB-061416 | Lab Sample ID: 240-66021-41

Matrix: Water | Lab File ID: U1251385.D

Analysis Method: 8260C | Date Collected: 06/14/2016 00:00

Sample wt/vol: 5(mL) | Date Analyzed: 06/16/2016 21:24

Soil Aliquot Vol: | Dilution Factor: 1

Soil Extract Vol.: | GC Column: DB-624 ID: 0.18(mm)

% Moisture: | Level: (low/med) Low

Analysis Batch No.: 234859 | Units: ug/L

Number TICs Found: 0 | TIC Result Total: 0

CAS NO.	COMPOUND NAME	RT	RESULT	Q
	Tentatively Identified Compound		None	

FORM I
GC/MS VOA ORGANICS ANALYSIS DATA SHEET
TARGETED TENATIVELY IDENTIFIED COMPOUNDS

Lab Name: TestAmerica Canton | Job No.: 240-66021-1

SDG No.:

Client Sample ID: TB-061416 | Lab Sample ID: 240-66021-41

Matrix: Water | Lab File ID: U1251385.D

Analysis Method: 8260C | Date Collected: 06/14/2016 00:00

Sample wt/vol: 5(mL) | Date Analyzed: 06/16/2016 21:24

Soil Aliquot Vol: | Dilution Factor: 1

Soil Extract Vol.: | GC Column: DB-624 ID: 0.18(mm)

% Moisture: | Level: (low/med) Low

Analysis Batch No.: 234859 | Units: ug/L

CAS NO.	COMPOUND NAME	RT	RESULT	Q
75-45-6	Chlorodifluoromethane TIC		1.0	U

FORM I
GC/MS VOA ORGANICS ANALYSIS DATA SHEET

Lab Name: TestAmerica Canton | Job No.: 240-66021-1

SDG No.:

Client Sample ID: MSA-SW46A-061416 | Lab Sample ID: 240-66021-42

Matrix: Water | Lab File ID: U1251381.D

Analysis Method: 8260C | Date Collected: 06/14/2016 12:19

Sample wt/vol: 5(mL) | Date Analyzed: 06/16/2016 19:28

Soil Aliquot Vol: | Dilution Factor: 1

Soil Extract Vol.: | GC Column: DB-624 ID: 0.18(mm)

% Moisture: | Level: (low/med) Low

Analysis Batch No.: 234859 | Units: ug/L

CAS NO.	COMPOUND NAME	RESULT	Q	RL	MDL
630-20-6	1,1,1,2-Tetrachloroethane	1.0	U	1.0	0.28
71-55-6	1,1,1-Trichloroethane	1.0	U	1.0	0.44
79-34-5	1,1,2,2-Tetrachloroethane	1.0	U	1.0	0.22
75-34-3	1,1-Dichloroethane	1.0	U	1.0	0.30
75-35-4	1,1-Dichloroethene	1.0	U	1.0	0.45
563-58-6	1,1-Dichloropropene	1.0	U	1.0	0.42
87-61-6	1,2,3-Trichlorobenzene	1.0	U	1.0	0.37
96-18-4	1,2,3-Trichloropropane	1.0	U	1.0	0.44
526-73-8	1,2,3-Trimethylbenzene	5.0	U	5.0	0.47
120-82-1	1,2,4-Trichlorobenzene	1.0	U	1.0	0.32
95-63-6	1,2,4-Trimethylbenzene	1.0	U	1.0	0.41
96-12-8	1,2-Dibromo-3-Chloropropane	5.0	U	5.0	0.82
95-50-1	1,2-Dichlorobenzene	1.0	U	1.0	0.25
107-06-2	1,2-Dichloroethane	1.0	U	1.0	0.23
78-87-5	1,2-Dichloropropane	1.0	U	1.0	0.25
541-73-1	1,3-Dichlorobenzene	1.0	U	1.0	0.19
142-28-9	1,3-Dichloropropane	1.0	U	1.0	0.19
106-46-7	1,4-Dichlorobenzene	1.0	U	1.0	0.27
594-20-7	2,2-Dichloropropane	1.0	U	1.0	0.26
78-93-3	2-Butanone	5.0	U	5.0	0.53
110-75-8	2-Chloroethyl vinyl ether	10	U	10	0.59
95-49-8	2-Chlorotoluene	1.0	U	1.0	0.40
591-78-6	2-Hexanone	5.0	U	5.0	0.48
106-43-4	4-Chlorotoluene	1.0	U	1.0	0.29
99-87-6	p-Isopropyltoluene	1.0	U	1.0	0.43
108-10-1	4-Methyl-2-pentanone	5.0	U	5.0	0.99
67-64-1	Acetone	5.0	U	5.0	0.94
71-43-2	Benzene	1.0	U	1.0	0.35
108-86-1	Bromobenzene	1.0	U	1.0	0.35
75-25-2	Bromoform	1.0	U *	1.0	0.56
74-83-9	Bromomethane	1.0	U	1.0	0.44
75-15-0	Carbon disulfide	1.0	U	1.0	0.38
56-23-5	Carbon tetrachloride	1.0	U	1.0	0.43
108-90-7	Chlorobenzene	1.0	U	1.0	0.25
124-48-1	Dibromochloromethane	1.0	U	1.0	0.43
75-00-3	Chloroethane	1.0	U	1.0	0.32

FORM I
GC/MS VOA ORGANICS ANALYSIS DATA SHEET

Lab Name: TestAmerica Canton | Job No.: 240-66021-1

SDG No.:

Client Sample ID: MSA-SW46A-061416 | Lab Sample ID: 240-66021-42

Matrix: Water | Lab File ID: U1251381.D

Analysis Method: 8260C | Date Collected: 06/14/2016 12:19

Sample wt/vol: 5(mL) | Date Analyzed: 06/16/2016 19:28

Soil Aliquot Vol: | Dilution Factor: 1

Soil Extract Vol.: | GC Column: DB-624 ID: 0.18(mm)

% Moisture: | Level: (low/med) Low

Analysis Batch No.: 234859 | Units: ug/L

CAS NO.	COMPOUND NAME	RESULT	Q	RL	MDL
67-66-3	Chloroform	1.0	U	1.0	0.25
74-87-3	Chloromethane	1.0	U	1.0	0.44
156-59-2	cis-1,2-Dichloroethene	0.77	J	1.0	0.26
10061-01-5	cis-1,3-Dichloropropene	1.0	U	1.0	0.46
74-95-3	Dibromomethane	1.0	U	1.0	0.42
74-97-5	Bromochloromethane	1.0	U	1.0	0.50
75-71-8	Dichlorodifluoromethane	1.0	U	1.0	0.32
75-27-4	Bromodichloromethane	1.0	U	1.0	0.29
75-65-0	tert-Butyl alcohol	20	U	20	4.9
100-41-4	Ethylbenzene	1.0	U	1.0	0.25
87-68-3	Hexachlorobutadiene	1.0	U *	1.0	0.35
108-20-3	Diisopropyl ether	5.0	U	5.0	0.50
98-82-8	Isopropylbenzene	1.0	U	1.0	0.35
1634-04-4	Methyl tert-butyl ether	1.0	U	1.0	0.20
75-09-2	Methylene Chloride	1.0	U	1.0	0.33
179601-23-1	m-Xylene & p-Xylene	2.0	U	2.0	0.24
91-20-3	Naphthalene	1.0	U	1.0	0.45
104-51-8	n-Butylbenzene	1.0	U	1.0	0.31
103-65-1	n-Propylbenzene	1.0	U	1.0	0.40
95-47-6	o-Xylene	1.0	U	1.0	0.25
135-98-8	sec-Butylbenzene	1.0	U	1.0	0.48
100-42-5	Styrene	1.0	U	1.0	0.45
994-05-8	Tert-amyl-methyl ether (TAME)	5.0	U	5.0	0.30
637-92-3	Ethyl-t-butyl ether (ETBE)	5.0	U	5.0	0.23
127-18-4	Tetrachloroethene	1.0	U	1.0	0.31
108-88-3	Toluene	1.0	U	1.0	0.23
156-60-5	trans-1,2-Dichloroethene	1.0	U	1.0	0.30
10061-02-6	trans-1,3-Dichloropropene	1.0	U	1.0	0.56
79-01-6	Trichloroethene	0.58	J	1.0	0.22
75-69-4	Trichlorofluoromethane	1.0	U	1.0	0.49
108-05-4	Vinyl acetate	2.0	U	2.0	0.41
75-01-4	Vinyl chloride	0.90		0.50	0.29
1330-20-7	Xylenes, Total	2.0	U	2.0	0.52
98-06-6	tert-Butylbenzene	1.0	U	1.0	0.41
106-93-4	1,2-Dibromoethane	1.0	U	1.0	0.32

FORM I
GC/MS VOA ORGANICS ANALYSIS DATA SHEET

Lab Name: TestAmerica Canton Job No.: 240-66021-1

SDG No.:

Client Sample ID: MSA-SW46A-061416 Lab Sample ID: 240-66021-42

Matrix: Water Lab File ID: U1251381.D

Analysis Method: 8260C Date Collected: 06/14/2016 12:19

Sample wt/vol: 5(mL) Date Analyzed: 06/16/2016 19:28

Soil Aliquot Vol: Dilution Factor: 1

Soil Extract Vol.: GC Column: DB-624 ID: 0.18(mm)

% Moisture: Level: (low/med) Low

Analysis Batch No.: 234859 Units: ug/L

CAS NO.	SURROGATE	%REC	Q	LIMITS
2037-26-5	Toluene-d8 (Surr)	90		80-120
1868-53-7	Dibromofluoromethane (Surr)	89		79-120
460-00-4	4-Bromofluorobenzene (Surr)	81		61-120
17060-07-0	1,2-Dichloroethane-d4 (Surr)	85		78-125

FORM I
GC/MS VOA ORGANICS ANALYSIS DATA SHEET

Lab Name: TestAmerica Canton | Job No.: 240-66021-1

SDG No.:

Client Sample ID: MSA-SW47A-061416 | Lab Sample ID: 240-66021-43

Matrix: Water | Lab File ID: U1251382.D

Analysis Method: 8260C | Date Collected: 06/14/2016 11:55

Sample wt/vol: 5(mL) | Date Analyzed: 06/16/2016 19:53

Soil Aliquot Vol: | Dilution Factor: 1

Soil Extract Vol.: | GC Column: DB-624 ID: 0.18(mm)

% Moisture: | Level: (low/med) Low

Analysis Batch No.: 234859 | Units: ug/L

CAS NO.	COMPOUND NAME	RESULT	Q	RL	MDL
630-20-6	1,1,1,2-Tetrachloroethane	1.0	U	1.0	0.28
71-55-6	1,1,1-Trichloroethane	1.0	U	1.0	0.44
79-34-5	1,1,2,2-Tetrachloroethane	1.0	U	1.0	0.22
75-34-3	1,1-Dichloroethane	1.0	U	1.0	0.30
75-35-4	1,1-Dichloroethene	1.0	U	1.0	0.45
563-58-6	1,1-Dichloropropene	1.0	U	1.0	0.42
87-61-6	1,2,3-Trichlorobenzene	1.0	U	1.0	0.37
96-18-4	1,2,3-Trichloropropane	1.0	U	1.0	0.44
526-73-8	1,2,3-Trimethylbenzene	5.0	U	5.0	0.47
120-82-1	1,2,4-Trichlorobenzene	1.0	U	1.0	0.32
95-63-6	1,2,4-Trimethylbenzene	1.0	U	1.0	0.41
96-12-8	1,2-Dibromo-3-Chloropropane	5.0	U	5.0	0.82
95-50-1	1,2-Dichlorobenzene	1.0	U	1.0	0.25
107-06-2	1,2-Dichloroethane	1.0	U	1.0	0.23
78-87-5	1,2-Dichloropropane	1.0	U	1.0	0.25
541-73-1	1,3-Dichlorobenzene	1.0	U	1.0	0.19
142-28-9	1,3-Dichloropropane	1.0	U	1.0	0.19
106-46-7	1,4-Dichlorobenzene	1.0	U	1.0	0.27
594-20-7	2,2-Dichloropropane	1.0	U	1.0	0.26
78-93-3	2-Butanone	5.0	U	5.0	0.53
110-75-8	2-Chloroethyl vinyl ether	10	U	10	0.59
95-49-8	2-Chlorotoluene	1.0	U	1.0	0.40
591-78-6	2-Hexanone	5.0	U	5.0	0.48
106-43-4	4-Chlorotoluene	1.0	U	1.0	0.29
99-87-6	p-Isopropyltoluene	1.0	U	1.0	0.43
108-10-1	4-Methyl-2-pentanone	5.0	U	5.0	0.99
67-64-1	Acetone	5.0	U	5.0	0.94
71-43-2	Benzene	1.0	U	1.0	0.35
108-86-1	Bromobenzene	1.0	U	1.0	0.35
75-25-2	Bromoform	1.0	U *	1.0	0.56
74-83-9	Bromomethane	1.0	U	1.0	0.44
75-15-0	Carbon disulfide	1.0	U	1.0	0.38
56-23-5	Carbon tetrachloride	1.0	U	1.0	0.43
108-90-7	Chlorobenzene	1.0	U	1.0	0.25
124-48-1	Dibromochloromethane	1.0	U	1.0	0.43
75-00-3	Chloroethane	1.0	U	1.0	0.32

FORM I
GC/MS VOA ORGANICS ANALYSIS DATA SHEET

Lab Name: TestAmerica Canton | Job No.: 240-66021-1

SDG No.:

Client Sample ID: MSA-SW47A-061416 | Lab Sample ID: 240-66021-43

Matrix: Water | Lab File ID: U1251382.D

Analysis Method: 8260C | Date Collected: 06/14/2016 11:55

Sample wt/vol: 5(mL) | Date Analyzed: 06/16/2016 19:53

Soil Aliquot Vol: | Dilution Factor: 1

Soil Extract Vol.: | GC Column: DB-624 ID: 0.18(mm)

% Moisture: | Level: (low/med) Low

Analysis Batch No.: 234859 | Units: ug/L

CAS NO.	COMPOUND NAME	RESULT	Q	RL	MDL
67-66-3	Chloroform	1.0	U	1.0	0.25
74-87-3	Chloromethane	1.0	U	1.0	0.44
156-59-2	cis-1,2-Dichloroethene	1.6		1.0	0.26
10061-01-5	cis-1,3-Dichloropropene	1.0	U	1.0	0.46
74-95-3	Dibromomethane	1.0	U	1.0	0.42
74-97-5	Bromochloromethane	1.0	U	1.0	0.50
75-71-8	Dichlorodifluoromethane	1.0	U	1.0	0.32
75-27-4	Bromodichloromethane	1.0	U	1.0	0.29
75-65-0	tert-Butyl alcohol	20	U	20	4.9
100-41-4	Ethylbenzene	1.0	U	1.0	0.25
87-68-3	Hexachlorobutadiene	1.0	U *	1.0	0.35
108-20-3	Diisopropyl ether	5.0	U	5.0	0.50
98-82-8	Isopropylbenzene	1.0	U	1.0	0.35
1634-04-4	Methyl tert-butyl ether	1.0	U	1.0	0.20
75-09-2	Methylene Chloride	1.0	U	1.0	0.33
179601-23-1	m-Xylene & p-Xylene	2.0	U	2.0	0.24
91-20-3	Naphthalene	1.0	U	1.0	0.45
104-51-8	n-Butylbenzene	1.0	U	1.0	0.31
103-65-1	n-Propylbenzene	1.0	U	1.0	0.40
95-47-6	o-Xylene	1.0	U	1.0	0.25
135-98-8	sec-Butylbenzene	1.0	U	1.0	0.48
100-42-5	Styrene	1.0	U	1.0	0.45
994-05-8	Tert-amyl-methyl ether (TAME)	5.0	U	5.0	0.30
637-92-3	Ethyl-t-butyl ether (ETBE)	5.0	U	5.0	0.23
127-18-4	Tetrachloroethene	1.0	U	1.0	0.31
108-88-3	Toluene	1.0	U	1.0	0.23
156-60-5	trans-1,2-Dichloroethene	1.0	U	1.0	0.30
10061-02-6	trans-1,3-Dichloropropene	1.0	U	1.0	0.56
79-01-6	Trichloroethene	1.4		1.0	0.22
75-69-4	Trichlorofluoromethane	1.0	U	1.0	0.49
108-05-4	Vinyl acetate	2.0	U	2.0	0.41
75-01-4	Vinyl chloride	1.3		0.50	0.29
1330-20-7	Xylenes, Total	2.0	U	2.0	0.52
98-06-6	tert-Butylbenzene	1.0	U	1.0	0.41
106-93-4	1,2-Dibromoethane	1.0	U	1.0	0.32

FORM I
GC/MS VOA ORGANICS ANALYSIS DATA SHEET

Lab Name: TestAmerica Canton Job No.: 240-66021-1

SDG No.:

Client Sample ID: MSA-SW47A-061416 Lab Sample ID: 240-66021-43

Matrix: Water Lab File ID: U1251382.D

Analysis Method: 8260C Date Collected: 06/14/2016 11:55

Sample wt/vol: 5(mL) Date Analyzed: 06/16/2016 19:53

Soil Aliquot Vol: Dilution Factor: 1

Soil Extract Vol.: GC Column: DB-624 ID: 0.18(mm)

% Moisture: Level: (low/med) Low

Analysis Batch No.: 234859 Units: ug/L

CAS NO.	SURROGATE	%REC	Q	LIMITS
2037-26-5	Toluene-d8 (Surr)	89		80-120
1868-53-7	Dibromofluoromethane (Surr)	93		79-120
460-00-4	4-Bromofluorobenzene (Surr)	83		61-120
17060-07-0	1,2-Dichloroethane-d4 (Surr)	87		78-125

FORM I
GC/MS VOA ORGANICS ANALYSIS DATA SHEET

Lab Name: TestAmerica Canton | Job No.: 240-66021-1

SDG No.:

Client Sample ID: MSA-SW48A-061416 | Lab Sample ID: 240-66021-44

Matrix: Water | Lab File ID: U1251383.D

Analysis Method: 8260C | Date Collected: 06/14/2016 11:19

Sample wt/vol: 5(mL) | Date Analyzed: 06/16/2016 20:36

Soil Aliquot Vol: | Dilution Factor: 1

Soil Extract Vol.: | GC Column: DB-624 ID: 0.18(mm)

% Moisture: | Level: (low/med) Low

Analysis Batch No.: 234859 | Units: ug/L

CAS NO.	COMPOUND NAME	RESULT	Q	RL	MDL
630-20-6	1,1,1,2-Tetrachloroethane	1.0	U	1.0	0.28
71-55-6	1,1,1-Trichloroethane	1.0	U	1.0	0.44
79-34-5	1,1,2,2-Tetrachloroethane	1.0	U	1.0	0.22
75-34-3	1,1-Dichloroethane	1.0	U	1.0	0.30
75-35-4	1,1-Dichloroethene	1.0	U	1.0	0.45
563-58-6	1,1-Dichloropropene	1.0	U	1.0	0.42
87-61-6	1,2,3-Trichlorobenzene	1.0	U	1.0	0.37
96-18-4	1,2,3-Trichloropropane	1.0	U	1.0	0.44
526-73-8	1,2,3-Trimethylbenzene	5.0	U	5.0	0.47
120-82-1	1,2,4-Trichlorobenzene	1.0	U	1.0	0.32
95-63-6	1,2,4-Trimethylbenzene	1.0	U	1.0	0.41
96-12-8	1,2-Dibromo-3-Chloropropane	5.0	U	5.0	0.82
95-50-1	1,2-Dichlorobenzene	1.0	U	1.0	0.25
107-06-2	1,2-Dichloroethane	1.0	U	1.0	0.23
78-87-5	1,2-Dichloropropane	1.0	U	1.0	0.25
541-73-1	1,3-Dichlorobenzene	1.0	U	1.0	0.19
142-28-9	1,3-Dichloropropane	1.0	U	1.0	0.19
106-46-7	1,4-Dichlorobenzene	1.0	U	1.0	0.27
594-20-7	2,2-Dichloropropane	1.0	U	1.0	0.26
78-93-3	2-Butanone	5.0	U	5.0	0.53
110-75-8	2-Chloroethyl vinyl ether	10	U	10	0.59
95-49-8	2-Chlorotoluene	1.0	U	1.0	0.40
591-78-6	2-Hexanone	5.0	U	5.0	0.48
106-43-4	4-Chlorotoluene	1.0	U	1.0	0.29
99-87-6	p-Isopropyltoluene	1.0	U	1.0	0.43
108-10-1	4-Methyl-2-pentanone	5.0	U	5.0	0.99
67-64-1	Acetone	5.0	U	5.0	0.94
71-43-2	Benzene	1.0	U	1.0	0.35
108-86-1	Bromobenzene	1.0	U	1.0	0.35
75-25-2	Bromoform	1.0	U *	1.0	0.56
74-83-9	Bromomethane	1.0	U	1.0	0.44
75-15-0	Carbon disulfide	1.0	U	1.0	0.38
56-23-5	Carbon tetrachloride	1.0	U	1.0	0.43
108-90-7	Chlorobenzene	1.0	U	1.0	0.25
124-48-1	Dibromochloromethane	1.0	U	1.0	0.43
75-00-3	Chloroethane	1.0	U	1.0	0.32

FORM I
GC/MS VOA ORGANICS ANALYSIS DATA SHEET

Lab Name: TestAmerica Canton | Job No.: 240-66021-1

SDG No.:

Client Sample ID: MSA-SW48A-061416 | Lab Sample ID: 240-66021-44

Matrix: Water | Lab File ID: U1251383.D

Analysis Method: 8260C | Date Collected: 06/14/2016 11:19

Sample wt/vol: 5(mL) | Date Analyzed: 06/16/2016 20:36

Soil Aliquot Vol: | Dilution Factor: 1

Soil Extract Vol.: | GC Column: DB-624 ID: 0.18(mm)

% Moisture: | Level: (low/med) Low

Analysis Batch No.: 234859 | Units: ug/L

CAS NO.	COMPOUND NAME	RESULT	Q	RL	MDL
67-66-3	Chloroform	1.0	U	1.0	0.25
74-87-3	Chloromethane	1.0	U	1.0	0.44
156-59-2	cis-1,2-Dichloroethene	2.9		1.0	0.26
10061-01-5	cis-1,3-Dichloropropene	1.0	U	1.0	0.46
74-95-3	Dibromomethane	1.0	U	1.0	0.42
74-97-5	Bromochloromethane	1.0	U	1.0	0.50
75-71-8	Dichlorodifluoromethane	1.0	U	1.0	0.32
75-27-4	Bromodichloromethane	1.0	U	1.0	0.29
75-65-0	tert-Butyl alcohol	20	U	20	4.9
100-41-4	Ethylbenzene	1.0	U	1.0	0.25
87-68-3	Hexachlorobutadiene	1.0	U *	1.0	0.35
108-20-3	Diisopropyl ether	5.0	U	5.0	0.50
98-82-8	Isopropylbenzene	1.0	U	1.0	0.35
1634-04-4	Methyl tert-butyl ether	1.0	U	1.0	0.20
75-09-2	Methylene Chloride	1.0	U	1.0	0.33
179601-23-1	m-Xylene & p-Xylene	2.0	U	2.0	0.24
91-20-3	Naphthalene	1.0	U	1.0	0.45
104-51-8	n-Butylbenzene	1.0	U	1.0	0.31
103-65-1	n-Propylbenzene	1.0	U	1.0	0.40
95-47-6	o-Xylene	1.0	U	1.0	0.25
135-98-8	sec-Butylbenzene	1.0	U	1.0	0.48
100-42-5	Styrene	1.0	U	1.0	0.45
994-05-8	Tert-amyl-methyl ether (TAME)	5.0	U	5.0	0.30
637-92-3	Ethyl-t-butyl ether (ETBE)	5.0	U	5.0	0.23
127-18-4	Tetrachloroethene	1.0	U	1.0	0.31
108-88-3	Toluene	1.0	U	1.0	0.23
156-60-5	trans-1,2-Dichloroethene	1.0	U	1.0	0.30
10061-02-6	trans-1,3-Dichloropropene	1.0	U	1.0	0.56
79-01-6	Trichloroethene	3.8		1.0	0.22
75-69-4	Trichlorofluoromethane	1.0	U	1.0	0.49
108-05-4	Vinyl acetate	2.0	U	2.0	0.41
75-01-4	Vinyl chloride	1.6		0.50	0.29
1330-20-7	Xylenes, Total	2.0	U	2.0	0.52
98-06-6	tert-Butylbenzene	1.0	U	1.0	0.41
106-93-4	1,2-Dibromoethane	1.0	U	1.0	0.32

FORM I
GC/MS VOA ORGANICS ANALYSIS DATA SHEET

Lab Name: TestAmerica Canton Job No.: 240-66021-1

SDG No.:

Client Sample ID: MSA-SW48A-061416 Lab Sample ID: 240-66021-44

Matrix: Water Lab File ID: U1251383.D

Analysis Method: 8260C Date Collected: 06/14/2016 11:19

Sample wt/vol: 5(mL) Date Analyzed: 06/16/2016 20:36

Soil Aliquot Vol: Dilution Factor: 1

Soil Extract Vol.: GC Column: DB-624 ID: 0.18(mm)

% Moisture: Level: (low/med) Low

Analysis Batch No.: 234859 Units: ug/L

CAS NO.	SURROGATE	%REC	Q	LIMITS
2037-26-5	Toluene-d8 (Surr)	90		80-120
1868-53-7	Dibromofluoromethane (Surr)	95		79-120
460-00-4	4-Bromofluorobenzene (Surr)	78		61-120
17060-07-0	1,2-Dichloroethane-d4 (Surr)	92		78-125

FORM I
GC/MS VOA ORGANICS ANALYSIS DATA SHEET

Lab Name: TestAmerica Canton | Job No.: 240-66021-1

SDG No.:

Client Sample ID: MSA-SW49A-061416 | Lab Sample ID: 240-66021-45

Matrix: Water | Lab File ID: U1251384.D

Analysis Method: 8260C | Date Collected: 06/14/2016 10:51

Sample wt/vol: 5(mL) | Date Analyzed: 06/16/2016 21:01

Soil Aliquot Vol: | Dilution Factor: 1

Soil Extract Vol.: | GC Column: DB-624 ID: 0.18(mm)

% Moisture: | Level: (low/med) Low

Analysis Batch No.: 234859 | Units: ug/L

CAS NO.	COMPOUND NAME	RESULT	Q	RL	MDL
630-20-6	1,1,1,2-Tetrachloroethane	1.0	U	1.0	0.28
71-55-6	1,1,1-Trichloroethane	1.0	U	1.0	0.44
79-34-5	1,1,2,2-Tetrachloroethane	1.0	U	1.0	0.22
75-34-3	1,1-Dichloroethane	1.0	U	1.0	0.30
75-35-4	1,1-Dichloroethene	1.0	U	1.0	0.45
563-58-6	1,1-Dichloropropene	1.0	U	1.0	0.42
87-61-6	1,2,3-Trichlorobenzene	1.0	U	1.0	0.37
96-18-4	1,2,3-Trichloropropane	1.0	U	1.0	0.44
526-73-8	1,2,3-Trimethylbenzene	5.0	U	5.0	0.47
120-82-1	1,2,4-Trichlorobenzene	1.0	U	1.0	0.32
95-63-6	1,2,4-Trimethylbenzene	1.0	U	1.0	0.41
96-12-8	1,2-Dibromo-3-Chloropropane	5.0	U	5.0	0.82
95-50-1	1,2-Dichlorobenzene	1.0	U	1.0	0.25
107-06-2	1,2-Dichloroethane	1.0	U	1.0	0.23
78-87-5	1,2-Dichloropropane	1.0	U	1.0	0.25
541-73-1	1,3-Dichlorobenzene	1.0	U	1.0	0.19
142-28-9	1,3-Dichloropropane	1.0	U	1.0	0.19
106-46-7	1,4-Dichlorobenzene	1.0	U	1.0	0.27
594-20-7	2,2-Dichloropropane	1.0	U	1.0	0.26
78-93-3	2-Butanone	5.0	U	5.0	0.53
110-75-8	2-Chloroethyl vinyl ether	10	U	10	0.59
95-49-8	2-Chlorotoluene	1.0	U	1.0	0.40
591-78-6	2-Hexanone	5.0	U	5.0	0.48
106-43-4	4-Chlorotoluene	1.0	U	1.0	0.29
99-87-6	p-Isopropyltoluene	1.0	U	1.0	0.43
108-10-1	4-Methyl-2-pentanone	5.0	U	5.0	0.99
67-64-1	Acetone	5.0	U	5.0	0.94
71-43-2	Benzene	1.0	U	1.0	0.35
108-86-1	Bromobenzene	1.0	U	1.0	0.35
75-25-2	Bromoform	1.0	U *	1.0	0.56
74-83-9	Bromomethane	1.0	U	1.0	0.44
75-15-0	Carbon disulfide	1.0	U	1.0	0.38
56-23-5	Carbon tetrachloride	1.0	U	1.0	0.43
108-90-7	Chlorobenzene	1.0	U	1.0	0.25
124-48-1	Dibromochloromethane	1.0	U	1.0	0.43
75-00-3	Chloroethane	1.0	U	1.0	0.32

FORM I
GC/MS VOA ORGANICS ANALYSIS DATA SHEET

Lab Name: TestAmerica Canton | Job No.: 240-66021-1

SDG No.:

Client Sample ID: MSA-SW49A-061416 | Lab Sample ID: 240-66021-45

Matrix: Water | Lab File ID: U1251384.D

Analysis Method: 8260C | Date Collected: 06/14/2016 10:51

Sample wt/vol: 5(mL) | Date Analyzed: 06/16/2016 21:01

Soil Aliquot Vol: | Dilution Factor: 1

Soil Extract Vol.: | GC Column: DB-624 ID: 0.18(mm)

% Moisture: | Level: (low/med) Low

Analysis Batch No.: 234859 | Units: ug/L

CAS NO.	COMPOUND NAME	RESULT	Q	RL	MDL
67-66-3	Chloroform	1.0	U	1.0	0.25
74-87-3	Chloromethane	1.0	U	1.0	0.44
156-59-2	cis-1,2-Dichloroethene	3.8		1.0	0.26
10061-01-5	cis-1,3-Dichloropropene	1.0	U	1.0	0.46
74-95-3	Dibromomethane	1.0	U	1.0	0.42
74-97-5	Bromochloromethane	1.0	U	1.0	0.50
75-71-8	Dichlorodifluoromethane	1.0	U	1.0	0.32
75-27-4	Bromodichloromethane	1.0	U	1.0	0.29
75-65-0	tert-Butyl alcohol	20	U	20	4.9
100-41-4	Ethylbenzene	1.0	U	1.0	0.25
87-68-3	Hexachlorobutadiene	1.0	U *	1.0	0.35
108-20-3	Diisopropyl ether	5.0	U	5.0	0.50
98-82-8	Isopropylbenzene	1.0	U	1.0	0.35
1634-04-4	Methyl tert-butyl ether	1.0	U	1.0	0.20
75-09-2	Methylene Chloride	1.0	U	1.0	0.33
179601-23-1	m-Xylene & p-Xylene	2.0	U	2.0	0.24
91-20-3	Naphthalene	1.0	U	1.0	0.45
104-51-8	n-Butylbenzene	1.0	U	1.0	0.31
103-65-1	n-Propylbenzene	1.0	U	1.0	0.40
95-47-6	o-Xylene	1.0	U	1.0	0.25
135-98-8	sec-Butylbenzene	1.0	U	1.0	0.48
100-42-5	Styrene	1.0	U	1.0	0.45
994-05-8	Tert-amyl-methyl ether (TAME)	5.0	U	5.0	0.30
637-92-3	Ethyl-t-butyl ether (ETBE)	5.0	U	5.0	0.23
127-18-4	Tetrachloroethene	1.0	U	1.0	0.31
108-88-3	Toluene	1.0	U	1.0	0.23
156-60-5	trans-1,2-Dichloroethene	1.0	U	1.0	0.30
10061-02-6	trans-1,3-Dichloropropene	1.0	U	1.0	0.56
79-01-6	Trichloroethene	3.3		1.0	0.22
75-69-4	Trichlorofluoromethane	1.0	U	1.0	0.49
108-05-4	Vinyl acetate	2.0	U	2.0	0.41
75-01-4	Vinyl chloride	2.6		0.50	0.29
1330-20-7	Xylenes, Total	2.0	U	2.0	0.52
98-06-6	tert-Butylbenzene	1.0	U	1.0	0.41
106-93-4	1,2-Dibromoethane	1.0	U	1.0	0.32

FORM I
GC/MS VOA ORGANICS ANALYSIS DATA SHEET

Lab Name: TestAmerica Canton Job No.: 240-66021-1

SDG No.:

Client Sample ID: MSA-SW49A-061416 Lab Sample ID: 240-66021-45

Matrix: Water Lab File ID: U1251384.D

Analysis Method: 8260C Date Collected: 06/14/2016 10:51

Sample wt/vol: 5(mL) Date Analyzed: 06/16/2016 21:01

Soil Aliquot Vol: Dilution Factor: 1

Soil Extract Vol.: GC Column: DB-624 ID: 0.18(mm)

% Moisture: Level: (low/med) Low

Analysis Batch No.: 234859 Units: ug/L

CAS NO.	SURROGATE	%REC	Q	LIMITS
2037-26-5	Toluene-d8 (Surr)	86		80-120
1868-53-7	Dibromofluoromethane (Surr)	93		79-120
460-00-4	4-Bromofluorobenzene (Surr)	78		61-120
17060-07-0	1,2-Dichloroethane-d4 (Surr)	88		78-125

1A-IN
INORGANIC ANALYSIS DATA SHEET
METALS - DISSOLVED

Client Sample ID: MSA-SW37A-061416 Lab Sample ID: 240-66021-1

Lab Name: TestAmerica Canton Job No.: 240-66021-1

SDG ID.:

Matrix: Water Date Sampled: 06/14/2016 12:53

Reporting Basis: WET Date Received: 06/15/2016 09:10

CAS No.	Analyte	Result	RL	MDL	Units	C	Q	DIL	Method
7440-36-0	Antimony	0.38	2.0	0.16	ug/L	J		1	6020
7440-38-2	Arsenic	1.7	5.0	0.49	ug/L	J		1	6020
7440-39-3	Barium	34	5.0	1.1	ug/L			1	6020
7440-41-7	Beryllium	0.19	1.0	0.053	ug/L	J		1	6020
7440-43-9	Cadmium	0.36	1.0	0.061	ug/L	J		1	6020
7440-47-3	Chromium	2.0	2.0	0.60	ug/L	U		1	6020
7440-48-4	Cobalt	0.37	1.0	0.021	ug/L	J		1	6020
7440-50-8	Copper	3.8	2.0	0.75	ug/L			1	6020
7439-92-1	Lead	0.23	1.0	0.11	ug/L	J		1	6020
7439-98-7	Molybdenum	1.6	10	0.23	ug/L	J		1	6020
7440-02-0	Nickel	2.0	2.0	0.23	ug/L			1	6020
7782-49-2	Selenium	1.2	5.0	0.25	ug/L	J		1	6020
7440-22-4	Silver	1.0	1.0	0.020	ug/L	U		1	6020
7440-28-0	Thallium	0.15	1.0	0.074	ug/L	J		1	6020
7440-62-2	Vanadium	0.64	5.0	0.23	ug/L	J		1	6020
7440-66-6	Zinc	20	20	7.3	ug/L	U		1	6020
7440-33-7	Tungsten	0.59	10	0.50	ug/L	J		1	6020
7439-97-6	Mercury	0.20	0.20	0.090	ug/L	U		1	7470A

1A-IN
INORGANIC ANALYSIS DATA SHEET
METALS - DISSOLVED

Client Sample ID: MSA-SW37A-061416 Lab Sample ID: 240-66021-1

Lab Name: TestAmerica Canton Job No.: 240-66021-1

SDG ID.:

Matrix: Water Date Sampled: 06/14/2016 12:53

Reporting Basis: WET Date Received: 06/15/2016 09:10

CAS No.	Analyte	Result	RL		Units	C	Q	DIL	Method
	Hardness as calcium carbonate	590	33		mg/L			1	SM 2340B
	Calcium hardness as calcium carbonate	120	12		mg/L			1	SM 2340B
	Magnesium hardness as calcium carbonate	470	21		mg/L			1	SM 2340B

1A-IN
INORGANIC ANALYSIS DATA SHEET
METALS - DISSOLVED

Client Sample ID: MSA-SW37B-061416 Lab Sample ID: 240-66021-2

Lab Name: TestAmerica Canton Job No.: 240-66021-1

SDG ID.:

Matrix: Water Date Sampled: 06/14/2016 13:00

Reporting Basis: WET Date Received: 06/15/2016 09:10

CAS No.	Analyte	Result	RL	MDL	Units	C	Q	DIL	Method
7440-36-0	Antimony	0.45	2.0	0.16	ug/L	J		1	6020
7440-38-2	Arsenic	1.8	5.0	0.49	ug/L	J		1	6020
7440-39-3	Barium	33	5.0	1.1	ug/L			1	6020
7440-41-7	Beryllium	0.35	1.0	0.053	ug/L	J		1	6020
7440-43-9	Cadmium	0.42	1.0	0.061	ug/L	J		1	6020
7440-47-3	Chromium	2.0	2.0	0.60	ug/L	U		1	6020
7440-48-4	Cobalt	0.39	1.0	0.021	ug/L	J		1	6020
7440-50-8	Copper	4.2	2.0	0.75	ug/L			1	6020
7439-92-1	Lead	0.29	1.0	0.11	ug/L	J		1	6020
7439-98-7	Molybdenum	1.7	10	0.23	ug/L	J		1	6020
7440-02-0	Nickel	1.9	2.0	0.23	ug/L	J		1	6020
7782-49-2	Selenium	1.3	5.0	0.25	ug/L	J		1	6020
7440-22-4	Silver	0.024	1.0	0.020	ug/L	J		1	6020
7440-28-0	Thallium	0.18	1.0	0.074	ug/L	J		1	6020
7440-62-2	Vanadium	0.60	5.0	0.23	ug/L	J		1	6020
7440-66-6	Zinc	20	20	7.3	ug/L	U		1	6020
7440-33-7	Tungsten	0.64	10	0.50	ug/L	J		1	6020
7439-97-6	Mercury	0.20	0.20	0.090	ug/L	U		1	7470A

1A-IN
INORGANIC ANALYSIS DATA SHEET
METALS - DISSOLVED

Client Sample ID: MSA-SW37B-061416 Lab Sample ID: 240-66021-2

Lab Name: TestAmerica Canton Job No.: 240-66021-1

SDG ID.:

Matrix: Water Date Sampled: 06/14/2016 13:00

Reporting Basis: WET Date Received: 06/15/2016 09:10

CAS No.	Analyte	Result	RL		Units	C	Q	DIL	Method
	Hardness as calcium carbonate	590	33		mg/L			1	SM 2340B
	Calcium hardness as calcium carbonate	120	12		mg/L			1	SM 2340B
	Magnesium hardness as calcium carbonate	470	21		mg/L			1	SM 2340B

1A-IN
INORGANIC ANALYSIS DATA SHEET
METALS - DISSOLVED

Client Sample ID: MSA-SW37C-061416 Lab Sample ID: 240-66021-3

Lab Name: TestAmerica Canton Job No.: 240-66021-1

SDG ID.:

Matrix: Water Date Sampled: 06/14/2016 13:05

Reporting Basis: WET Date Received: 06/15/2016 09:10

CAS No.	Analyte	Result	RL	MDL	Units	C	Q	DIL	Method
7440-36-0	Antimony	0.22	2.0	0.16	ug/L	J		1	6020
7440-38-2	Arsenic	1.7	5.0	0.49	ug/L	J		1	6020
7440-39-3	Barium	32	5.0	1.1	ug/L			1	6020
7440-41-7	Beryllium	0.18	1.0	0.053	ug/L	J		1	6020
7440-43-9	Cadmium	0.25	1.0	0.061	ug/L	J		1	6020
7440-47-3	Chromium	2.0	2.0	0.60	ug/L	U		1	6020
7440-48-4	Cobalt	0.20	1.0	0.021	ug/L	J		1	6020
7440-50-8	Copper	4.6	2.0	0.75	ug/L			1	6020
7439-92-1	Lead	0.20	1.0	0.11	ug/L	J		1	6020
7439-98-7	Molybdenum	1.6	10	0.23	ug/L	J		1	6020
7440-02-0	Nickel	1.7	2.0	0.23	ug/L	J		1	6020
7782-49-2	Selenium	1.1	5.0	0.25	ug/L	J		1	6020
7440-22-4	Silver	1.0	1.0	0.020	ug/L	U		1	6020
7440-28-0	Thallium	1.0	1.0	0.074	ug/L	U		1	6020
7440-62-2	Vanadium	0.50	5.0	0.23	ug/L	J		1	6020
7440-66-6	Zinc	20	20	7.3	ug/L	U		1	6020
7440-33-7	Tungsten	10	10	0.50	ug/L	U		1	6020
7439-97-6	Mercury	0.20	0.20	0.090	ug/L	U		1	7470A

1A-IN
INORGANIC ANALYSIS DATA SHEET
METALS - DISSOLVED

Client Sample ID: MSA-SW37C-061416 Lab Sample ID: 240-66021-3

Lab Name: TestAmerica Canton Job No.: 240-66021-1

SDG ID.:

Matrix: Water Date Sampled: 06/14/2016 13:05

Reporting Basis: WET Date Received: 06/15/2016 09:10

CAS No.	Analyte	Result	RL		Units	C	Q	DIL	Method
	Hardness as calcium carbonate	580	33		mg/L			1	SM 2340B
	Calcium hardness as calcium carbonate	120	12		mg/L			1	SM 2340B
	Magnesium hardness as calcium carbonate	460	21		mg/L			1	SM 2340B

1A-IN
INORGANIC ANALYSIS DATA SHEET
METALS - DISSOLVED

Client Sample ID: MSA-SW37D-061416 Lab Sample ID: 240-66021-4

Lab Name: TestAmerica Canton Job No.: 240-66021-1

SDG ID.:

Matrix: Water Date Sampled: 06/14/2016 13:08

Reporting Basis: WET Date Received: 06/15/2016 09:10

CAS No.	Analyte	Result	RL	MDL	Units	C	Q	DIL	Method
7440-36-0	Antimony	0.19	2.0	0.16	ug/L	J		1	6020
7440-38-2	Arsenic	1.8	5.0	0.49	ug/L	J		1	6020
7440-39-3	Barium	34	5.0	1.1	ug/L			1	6020
7440-41-7	Beryllium	0.13	1.0	0.053	ug/L	J		1	6020
7440-43-9	Cadmium	0.24	1.0	0.061	ug/L	J		1	6020
7440-47-3	Chromium	2.0	2.0	0.60	ug/L	U		1	6020
7440-48-4	Cobalt	0.18	1.0	0.021	ug/L	J		1	6020
7440-50-8	Copper	5.1	2.0	0.75	ug/L			1	6020
7439-92-1	Lead	0.16	1.0	0.11	ug/L	J		1	6020
7439-98-7	Molybdenum	1.6	10	0.23	ug/L	J		1	6020
7440-02-0	Nickel	1.6	2.0	0.23	ug/L	J		1	6020
7782-49-2	Selenium	0.79	5.0	0.25	ug/L	J		1	6020
7440-22-4	Silver	1.0	1.0	0.020	ug/L	U		1	6020
7440-28-0	Thallium	1.0	1.0	0.074	ug/L	U		1	6020
7440-62-2	Vanadium	0.52	5.0	0.23	ug/L	J		1	6020
7440-66-6	Zinc	7.9	20	7.3	ug/L	J		1	6020
7440-33-7	Tungsten	10	10	0.50	ug/L	U		1	6020
7439-97-6	Mercury	0.20	0.20	0.090	ug/L	U		1	7470A

1A-IN
INORGANIC ANALYSIS DATA SHEET
METALS - DISSOLVED

Client Sample ID: MSA-SW37D-061416 Lab Sample ID: 240-66021-4

Lab Name: TestAmerica Canton Job No.: 240-66021-1

SDG ID.:

Matrix: Water Date Sampled: 06/14/2016 13:08

Reporting Basis: WET Date Received: 06/15/2016 09:10

CAS No.	Analyte	Result	RL		Units	C	Q	DIL	Method
	Hardness as calcium carbonate	590	33		mg/L			1	SM 2340B
	Calcium hardness as calcium carbonate	120	12		mg/L			1	SM 2340B
	Magnesium hardness as calcium carbonate	470	21		mg/L			1	SM 2340B

1A-IN
INORGANIC ANALYSIS DATA SHEET
METALS - DISSOLVED

Client Sample ID: MSA-SW38A-061416 Lab Sample ID: 240-66021-5

Lab Name: TestAmerica Canton Job No.: 240-66021-1

SDG ID.:

Matrix: Water Date Sampled: 06/14/2016 11:34

Reporting Basis: WET Date Received: 06/15/2016 09:10

CAS No.	Analyte	Result	RL	MDL	Units	C	Q	DIL	Method
7440-36-0	Antimony	0.16	2.0	0.16	ug/L	J		1	6020
7440-38-2	Arsenic	1.8	5.0	0.49	ug/L	J		1	6020
7440-39-3	Barium	33	5.0	1.1	ug/L			1	6020
7440-41-7	Beryllium	0.087	1.0	0.053	ug/L	J		1	6020
7440-43-9	Cadmium	0.22	1.0	0.061	ug/L	J		1	6020
7440-47-3	Chromium	2.0	2.0	0.60	ug/L	U		1	6020
7440-48-4	Cobalt	0.53	1.0	0.021	ug/L	J		1	6020
7440-50-8	Copper	4.2	2.0	0.75	ug/L			1	6020
7439-92-1	Lead	0.30	1.0	0.11	ug/L	J		1	6020
7439-98-7	Molybdenum	1.5	10	0.23	ug/L	J		1	6020
7440-02-0	Nickel	1.9	2.0	0.23	ug/L	J		1	6020
7782-49-2	Selenium	1.1	5.0	0.25	ug/L	J		1	6020
7440-22-4	Silver	1.0	1.0	0.020	ug/L	U		1	6020
7440-28-0	Thallium	1.0	1.0	0.074	ug/L	U		1	6020
7440-62-2	Vanadium	0.48	5.0	0.23	ug/L	J		1	6020
7440-66-6	Zinc	20	20	7.3	ug/L	U		1	6020
7440-33-7	Tungsten	10	10	0.50	ug/L	U		1	6020
7439-97-6	Mercury	0.20	0.20	0.090	ug/L	U		1	7470A

1A-IN
INORGANIC ANALYSIS DATA SHEET
METALS - DISSOLVED

Client Sample ID: MSA-SW38A-061416 Lab Sample ID: 240-66021-5

Lab Name: TestAmerica Canton Job No.: 240-66021-1

SDG ID.:

Matrix: Water Date Sampled: 06/14/2016 11:34

Reporting Basis: WET Date Received: 06/15/2016 09:10

CAS No.	Analyte	Result	RL		Units	C	Q	DIL	Method
	Hardness as calcium carbonate	590	33		mg/L			1	SM 2340B
	Calcium hardness as calcium carbonate	120	12		mg/L			1	SM 2340B
	Magnesium hardness as calcium carbonate	480	21		mg/L			1	SM 2340B

1A-IN
INORGANIC ANALYSIS DATA SHEET
METALS - DISSOLVED

Client Sample ID: MSA-SW38B-061416 Lab Sample ID: 240-66021-6

Lab Name: TestAmerica Canton Job No.: 240-66021-1

SDG ID.:

Matrix: Water Date Sampled: 06/14/2016 11:36

Reporting Basis: WET Date Received: 06/15/2016 09:10

CAS No.	Analyte	Result	RL	MDL	Units	C	Q	DIL	Method
7440-36-0	Antimony	2.0	2.0	0.16	ug/L	U		1	6020
7440-38-2	Arsenic	2.0	5.0	0.49	ug/L	J		1	6020
7440-39-3	Barium	30	5.0	1.1	ug/L			1	6020
7440-41-7	Beryllium	0.065	1.0	0.053	ug/L	J		1	6020
7440-43-9	Cadmium	0.19	1.0	0.061	ug/L	J		1	6020
7440-47-3	Chromium	1.5	2.0	0.60	ug/L	J		1	6020
7440-48-4	Cobalt	0.29	1.0	0.021	ug/L	J		1	6020
7440-50-8	Copper	3.1	2.0	0.75	ug/L			1	6020
7439-92-1	Lead	0.15	1.0	0.11	ug/L	J		1	6020
7439-98-7	Molybdenum	1.7	10	0.23	ug/L	J		1	6020
7440-02-0	Nickel	1.5	2.0	0.23	ug/L	J		1	6020
7782-49-2	Selenium	1.2	5.0	0.25	ug/L	J		1	6020
7440-22-4	Silver	1.0	1.0	0.020	ug/L	U		1	6020
7440-28-0	Thallium	1.0	1.0	0.074	ug/L	U		1	6020
7440-62-2	Vanadium	0.73	5.0	0.23	ug/L	J		1	6020
7440-66-6	Zinc	20	20	7.3	ug/L	U		1	6020
7440-33-7	Tungsten	10	10	0.50	ug/L	U		1	6020
7439-97-6	Mercury	0.20	0.20	0.090	ug/L	U		1	7470A

1A-IN
INORGANIC ANALYSIS DATA SHEET
METALS - DISSOLVED

Client Sample ID: MSA-SW38B-061416 Lab Sample ID: 240-66021-6

Lab Name: TestAmerica Canton Job No.: 240-66021-1

SDG ID.:

Matrix: Water Date Sampled: 06/14/2016 11:36

Reporting Basis: WET Date Received: 06/15/2016 09:10

CAS No.	Analyte	Result	RL		Units	C	Q	DIL	Method
	Hardness as calcium carbonate	600	33		mg/L			1	SM 2340B
	Calcium hardness as calcium carbonate	120	12		mg/L			1	SM 2340B
	Magnesium hardness as calcium carbonate	480	21		mg/L			1	SM 2340B

1A-IN
INORGANIC ANALYSIS DATA SHEET
METALS - DISSOLVED

Client Sample ID: MSA-SW38C-061416 Lab Sample ID: 240-66021-7

Lab Name: TestAmerica Canton Job No.: 240-66021-1

SDG ID.:

Matrix: Water Date Sampled: 06/14/2016 11:45

Reporting Basis: WET Date Received: 06/15/2016 09:10

CAS No.	Analyte	Result	RL	MDL	Units	C	Q	DIL	Method
7440-36-0	Antimony	0.16	2.0	0.16	ug/L	J		1	6020
7440-38-2	Arsenic	1.7	5.0	0.49	ug/L	J		1	6020
7440-39-3	Barium	35	5.0	1.1	ug/L			1	6020
7440-41-7	Beryllium	0.054	1.0	0.053	ug/L	J		1	6020
7440-43-9	Cadmium	0.20	1.0	0.061	ug/L	J		1	6020
7440-47-3	Chromium	2.0	2.0	0.60	ug/L	U		1	6020
7440-48-4	Cobalt	0.17	1.0	0.021	ug/L	J		1	6020
7440-50-8	Copper	4.6	2.0	0.75	ug/L			1	6020
7439-92-1	Lead	0.13	1.0	0.11	ug/L	J		1	6020
7439-98-7	Molybdenum	1.7	10	0.23	ug/L	J		1	6020
7440-02-0	Nickel	1.8	2.0	0.23	ug/L	J		1	6020
7782-49-2	Selenium	0.83	5.0	0.25	ug/L	J		1	6020
7440-22-4	Silver	1.0	1.0	0.020	ug/L	U		1	6020
7440-28-0	Thallium	1.0	1.0	0.074	ug/L	U		1	6020
7440-62-2	Vanadium	0.71	5.0	0.23	ug/L	J		1	6020
7440-66-6	Zinc	20	20	7.3	ug/L	U		1	6020
7440-33-7	Tungsten	10	10	0.50	ug/L	U		1	6020
7439-97-6	Mercury	0.20	0.20	0.090	ug/L	U		1	7470A

1A-IN
INORGANIC ANALYSIS DATA SHEET
METALS - DISSOLVED

Client Sample ID: MSA-SW38C-061416 Lab Sample ID: 240-66021-7

Lab Name: TestAmerica Canton Job No.: 240-66021-1

SDG ID.:

Matrix: Water Date Sampled: 06/14/2016 11:45

Reporting Basis: WET Date Received: 06/15/2016 09:10

CAS No.	Analyte	Result	RL		Units	C	Q	DIL	Method
	Hardness as calcium carbonate	610	33		mg/L			1	SM 2340B
	Calcium hardness as calcium carbonate	120	12		mg/L			1	SM 2340B
	Magnesium hardness as calcium carbonate	490	21		mg/L			1	SM 2340B

1A-IN
INORGANIC ANALYSIS DATA SHEET
METALS - DISSOLVED

Client Sample ID: MSA-SW38D-061416 Lab Sample ID: 240-66021-8

Lab Name: TestAmerica Canton Job No.: 240-66021-1

SDG ID.:

Matrix: Water Date Sampled: 06/14/2016 11:49

Reporting Basis: WET Date Received: 06/15/2016 09:10

CAS No.	Analyte	Result	RL	MDL	Units	C	Q	DIL	Method
7440-36-0	Antimony	2.0	2.0	0.16	ug/L	U		1	6020
7440-38-2	Arsenic	1.6	5.0	0.49	ug/L	J		1	6020
7440-39-3	Barium	33	5.0	1.1	ug/L			1	6020
7440-41-7	Beryllium	0.057	1.0	0.053	ug/L	J		1	6020
7440-43-9	Cadmium	0.17	1.0	0.061	ug/L	J		1	6020
7440-47-3	Chromium	2.0	2.0	0.60	ug/L	U		1	6020
7440-48-4	Cobalt	0.15	1.0	0.021	ug/L	J		1	6020
7440-50-8	Copper	4.4	2.0	0.75	ug/L			1	6020
7439-92-1	Lead	0.12	1.0	0.11	ug/L	J		1	6020
7439-98-7	Molybdenum	1.5	10	0.23	ug/L	J		1	6020
7440-02-0	Nickel	1.8	2.0	0.23	ug/L	J		1	6020
7782-49-2	Selenium	0.84	5.0	0.25	ug/L	J		1	6020
7440-22-4	Silver	1.0	1.0	0.020	ug/L	U		1	6020
7440-28-0	Thallium	1.0	1.0	0.074	ug/L	U		1	6020
7440-62-2	Vanadium	0.30	5.0	0.23	ug/L	J		1	6020
7440-66-6	Zinc	20	20	7.3	ug/L	U		1	6020
7440-33-7	Tungsten	10	10	0.50	ug/L	U		1	6020
7439-97-6	Mercury	0.20	0.20	0.090	ug/L	U		1	7470A

1A-IN
INORGANIC ANALYSIS DATA SHEET
METALS - DISSOLVED

Client Sample ID: MSA-SW38D-061416 Lab Sample ID: 240-66021-8

Lab Name: TestAmerica Canton Job No.: 240-66021-1

SDG ID.:

Matrix: Water Date Sampled: 06/14/2016 11:49

Reporting Basis: WET Date Received: 06/15/2016 09:10

CAS No.	Analyte	Result	RL		Units	C	Q	DIL	Method
	Hardness as calcium carbonate	580	33		mg/L			1	SM 2340B
	Calcium hardness as calcium carbonate	120	12		mg/L			1	SM 2340B
	Magnesium hardness as calcium carbonate	460	21		mg/L			1	SM 2340B

1A-IN
INORGANIC ANALYSIS DATA SHEET
METALS - DISSOLVED

Client Sample ID: MSA-SW39A-061416 Lab Sample ID: 240-66021-9

Lab Name: TestAmerica Canton Job No.: 240-66021-1

SDG ID.:

Matrix: Water Date Sampled: 06/14/2016 09:23

Reporting Basis: WET Date Received: 06/15/2016 09:10

CAS No.	Analyte	Result	RL	MDL	Units	C	Q	DIL	Method
7440-36-0	Antimony	0.16	2.0	0.16	ug/L	J		1	6020
7440-38-2	Arsenic	1.9	5.0	0.49	ug/L	J		1	6020
7440-39-3	Barium	37	5.0	1.1	ug/L			1	6020
7440-41-7	Beryllium	0.053	1.0	0.053	ug/L	J		1	6020
7440-43-9	Cadmium	0.10	1.0	0.061	ug/L	J		1	6020
7440-47-3	Chromium	2.0	2.0	0.60	ug/L	U		1	6020
7440-48-4	Cobalt	0.29	1.0	0.021	ug/L	J		1	6020
7440-50-8	Copper	2.6	2.0	0.75	ug/L			1	6020
7439-92-1	Lead	0.11	1.0	0.11	ug/L	J		1	6020
7439-98-7	Molybdenum	1.6	10	0.23	ug/L	J		1	6020
7440-02-0	Nickel	2.0	2.0	0.23	ug/L			1	6020
7782-49-2	Selenium	1.0	5.0	0.25	ug/L	J		1	6020
7440-22-4	Silver	1.0	1.0	0.020	ug/L	U		1	6020
7440-28-0	Thallium	1.0	1.0	0.074	ug/L	U		1	6020
7440-62-2	Vanadium	0.54	5.0	0.23	ug/L	J		1	6020
7440-66-6	Zinc	20	20	7.3	ug/L	U		1	6020
7440-33-7	Tungsten	10	10	0.50	ug/L	U		1	6020
7439-97-6	Mercury	0.20	0.20	0.090	ug/L	U		1	7470A

1A-IN
INORGANIC ANALYSIS DATA SHEET
METALS - DISSOLVED

Client Sample ID: MSA-SW39A-061416 Lab Sample ID: 240-66021-9

Lab Name: TestAmerica Canton Job No.: 240-66021-1

SDG ID.:

Matrix: Water Date Sampled: 06/14/2016 09:23

Reporting Basis: WET Date Received: 06/15/2016 09:10

CAS No.	Analyte	Result	RL		Units	C	Q	DIL	Method
	Hardness as calcium carbonate	640	33		mg/L			1	SM 2340B
	Calcium hardness as calcium carbonate	130	12		mg/L			1	SM 2340B
	Magnesium hardness as calcium carbonate	520	21		mg/L			1	SM 2340B

1A-IN
INORGANIC ANALYSIS DATA SHEET
METALS - DISSOLVED

Client Sample ID: MSA-SW39B-061416 Lab Sample ID: 240-66021-10

Lab Name: TestAmerica Canton Job No.: 240-66021-1

SDG ID.:

Matrix: Water Date Sampled: 06/14/2016 09:32

Reporting Basis: WET Date Received: 06/15/2016 09:10

CAS No.	Analyte	Result	RL	MDL	Units	C	Q	DIL	Method
7440-36-0	Antimony	2.0	2.0	0.16	ug/L	U		1	6020
7440-38-2	Arsenic	1.8	5.0	0.49	ug/L	J		1	6020
7440-39-3	Barium	34	5.0	1.1	ug/L			1	6020
7440-41-7	Beryllium	1.0	1.0	0.053	ug/L	U		1	6020
7440-43-9	Cadmium	0.085	1.0	0.061	ug/L	J		1	6020
7440-47-3	Chromium	2.0	2.0	0.60	ug/L	U		1	6020
7440-48-4	Cobalt	0.24	1.0	0.021	ug/L	J		1	6020
7440-50-8	Copper	2.8	2.0	0.75	ug/L			1	6020
7439-92-1	Lead	0.13	1.0	0.11	ug/L	J		1	6020
7439-98-7	Molybdenum	1.7	10	0.23	ug/L	J		1	6020
7440-02-0	Nickel	2.1	2.0	0.23	ug/L			1	6020
7782-49-2	Selenium	1.0	5.0	0.25	ug/L	J		1	6020
7440-22-4	Silver	1.0	1.0	0.020	ug/L	U		1	6020
7440-28-0	Thallium	1.0	1.0	0.074	ug/L	U		1	6020
7440-62-2	Vanadium	0.48	5.0	0.23	ug/L	J		1	6020
7440-66-6	Zinc	20	20	7.3	ug/L	U		1	6020
7440-33-7	Tungsten	10	10	0.50	ug/L	U		1	6020
7439-97-6	Mercury	0.20	0.20	0.090	ug/L	U		1	7470A

1A-IN
INORGANIC ANALYSIS DATA SHEET
METALS - DISSOLVED

Client Sample ID: MSA-SW39B-061416 Lab Sample ID: 240-66021-10

Lab Name: TestAmerica Canton Job No.: 240-66021-1

SDG ID.:

Matrix: Water Date Sampled: 06/14/2016 09:32

Reporting Basis: WET Date Received: 06/15/2016 09:10

CAS No.	Analyte	Result	RL		Units	C	Q	DIL	Method
	Hardness as calcium carbonate	640	33		mg/L			1	SM 2340B
	Calcium hardness as calcium carbonate	130	12		mg/L			1	SM 2340B
	Magnesium hardness as calcium carbonate	510	21		mg/L			1	SM 2340B

1A-IN
INORGANIC ANALYSIS DATA SHEET
METALS - DISSOLVED

Client Sample ID: MSA-SW39C-061416 Lab Sample ID: 240-66021-11

Lab Name: TestAmerica Canton Job No.: 240-66021-1

SDG ID.:

Matrix: Water Date Sampled: 06/14/2016 09:39

Reporting Basis: WET Date Received: 06/15/2016 09:10

CAS No.	Analyte	Result	RL	MDL	Units	C	Q	DIL	Method
7440-36-0	Antimony	2.0	2.0	0.16	ug/L	U		1	6020
7440-38-2	Arsenic	1.7	5.0	0.49	ug/L	J		1	6020
7440-39-3	Barium	30	5.0	1.1	ug/L			1	6020
7440-41-7	Beryllium	1.0	1.0	0.053	ug/L	U		1	6020
7440-43-9	Cadmium	0.093	1.0	0.061	ug/L	J		1	6020
7440-47-3	Chromium	2.0	2.0	0.60	ug/L	U		1	6020
7440-48-4	Cobalt	0.20	1.0	0.021	ug/L	J		1	6020
7440-50-8	Copper	3.1	2.0	0.75	ug/L			1	6020
7439-92-1	Lead	1.0	1.0	0.11	ug/L	U		1	6020
7439-98-7	Molybdenum	1.6	10	0.23	ug/L	J		1	6020
7440-02-0	Nickel	1.8	2.0	0.23	ug/L	J		1	6020
7782-49-2	Selenium	0.97	5.0	0.25	ug/L	J		1	6020
7440-22-4	Silver	1.0	1.0	0.020	ug/L	U		1	6020
7440-28-0	Thallium	1.0	1.0	0.074	ug/L	U		1	6020
7440-62-2	Vanadium	0.42	5.0	0.23	ug/L	J		1	6020
7440-66-6	Zinc	20	20	7.3	ug/L	U		1	6020
7440-33-7	Tungsten	10	10	0.50	ug/L	U		1	6020
7439-97-6	Mercury	0.20	0.20	0.090	ug/L	U		1	7470A

1A-IN
INORGANIC ANALYSIS DATA SHEET
METALS - DISSOLVED

Client Sample ID: MSA-SW39C-061416 Lab Sample ID: 240-66021-11

Lab Name: TestAmerica Canton Job No.: 240-66021-1

SDG ID.:

Matrix: Water Date Sampled: 06/14/2016 09:39

Reporting Basis: WET Date Received: 06/15/2016 09:10

CAS No.	Analyte	Result	RL		Units	C	Q	DIL	Method
	Hardness as calcium carbonate	590	33		mg/L			1	SM 2340B
	Calcium hardness as calcium carbonate	120	12		mg/L			1	SM 2340B
	Magnesium hardness as calcium carbonate	480	21		mg/L			1	SM 2340B

1A-IN
INORGANIC ANALYSIS DATA SHEET
METALS - DISSOLVED

Client Sample ID: MSA-SW39D-061416 Lab Sample ID: 240-66021-12

Lab Name: TestAmerica Canton Job No.: 240-66021-1

SDG ID.:

Matrix: Water Date Sampled: 06/14/2016 09:45

Reporting Basis: WET Date Received: 06/15/2016 09:10

CAS No.	Analyte	Result	RL	MDL	Units	C	Q	DIL	Method
7440-36-0	Antimony	2.0	2.0	0.16	ug/L	U		1	6020
7440-38-2	Arsenic	1.8	5.0	0.49	ug/L	J		1	6020
7440-39-3	Barium	35	5.0	1.1	ug/L			1	6020
7440-41-7	Beryllium	1.0	1.0	0.053	ug/L	U		1	6020
7440-43-9	Cadmium	0.13	1.0	0.061	ug/L	J		1	6020
7440-47-3	Chromium	2.0	2.0	0.60	ug/L	U		1	6020
7440-48-4	Cobalt	0.36	1.0	0.021	ug/L	J		1	6020
7440-50-8	Copper	3.5	2.0	0.75	ug/L			1	6020
7439-92-1	Lead	0.12	1.0	0.11	ug/L	J		1	6020
7439-98-7	Molybdenum	1.7	10	0.23	ug/L	J		1	6020
7440-02-0	Nickel	2.0	2.0	0.23	ug/L			1	6020
7782-49-2	Selenium	1.1	5.0	0.25	ug/L	J		1	6020
7440-22-4	Silver	1.0	1.0	0.020	ug/L	U		1	6020
7440-28-0	Thallium	1.0	1.0	0.074	ug/L	U		1	6020
7440-62-2	Vanadium	0.45	5.0	0.23	ug/L	J		1	6020
7440-66-6	Zinc	20	20	7.3	ug/L	U		1	6020
7440-33-7	Tungsten	10	10	0.50	ug/L	U		1	6020
7439-97-6	Mercury	0.20	0.20	0.090	ug/L	U		1	7470A

1A-IN
INORGANIC ANALYSIS DATA SHEET
METALS - DISSOLVED

Client Sample ID: MSA-SW39D-061416 Lab Sample ID: 240-66021-12

Lab Name: TestAmerica Canton Job No.: 240-66021-1

SDG ID.:

Matrix: Water Date Sampled: 06/14/2016 09:45

Reporting Basis: WET Date Received: 06/15/2016 09:10

CAS No.	Analyte	Result	RL		Units	C	Q	DIL	Method
	Hardness as calcium carbonate	630	33		mg/L			1	SM 2340B
	Calcium hardness as calcium carbonate	120	12		mg/L			1	SM 2340B
	Magnesium hardness as calcium carbonate	510	21		mg/L			1	SM 2340B

1A-IN
INORGANIC ANALYSIS DATA SHEET
METALS - DISSOLVED

Client Sample ID: MSA-SW40A-061416 Lab Sample ID: 240-66021-13

Lab Name: TestAmerica Canton Job No.: 240-66021-1

SDG ID.:

Matrix: Water Date Sampled: 06/14/2016 12:00

Reporting Basis: WET Date Received: 06/15/2016 09:10

CAS No.	Analyte	Result	RL	MDL	Units	C	Q	DIL	Method
7440-36-0	Antimony	0.18	2.0	0.16	ug/L	J		1	6020
7440-38-2	Arsenic	1.7	5.0	0.49	ug/L	J		1	6020
7440-39-3	Barium	35	5.0	1.1	ug/L			1	6020
7440-41-7	Beryllium	1.0	1.0	0.053	ug/L	U		1	6020
7440-43-9	Cadmium	0.16	1.0	0.061	ug/L	J		1	6020
7440-47-3	Chromium	2.0	2.0	0.60	ug/L	U		1	6020
7440-48-4	Cobalt	0.26	1.0	0.021	ug/L	J		1	6020
7440-50-8	Copper	3.4	2.0	0.75	ug/L			1	6020
7439-92-1	Lead	0.12	1.0	0.11	ug/L	J		1	6020
7439-98-7	Molybdenum	1.8	10	0.23	ug/L	J		1	6020
7440-02-0	Nickel	1.7	2.0	0.23	ug/L	J		1	6020
7782-49-2	Selenium	1.0	5.0	0.25	ug/L	J		1	6020
7440-22-4	Silver	1.0	1.0	0.020	ug/L	U		1	6020
7440-28-0	Thallium	1.0	1.0	0.074	ug/L	U		1	6020
7440-62-2	Vanadium	0.36	5.0	0.23	ug/L	J		1	6020
7440-66-6	Zinc	20	20	7.3	ug/L	U		1	6020
7440-33-7	Tungsten	10	10	0.50	ug/L	U		1	6020
7439-97-6	Mercury	0.20	0.20	0.090	ug/L	U		1	7470A

1A-IN
INORGANIC ANALYSIS DATA SHEET
METALS - DISSOLVED

Client Sample ID: MSA-SW40A-061416 Lab Sample ID: 240-66021-13

Lab Name: TestAmerica Canton Job No.: 240-66021-1

SDG ID.:

Matrix: Water Date Sampled: 06/14/2016 12:00

Reporting Basis: WET Date Received: 06/15/2016 09:10

CAS No.	Analyte	Result	RL		Units	C	Q	DIL	Method
	Hardness as calcium carbonate	640	33		mg/L			1	SM 2340B
	Calcium hardness as calcium carbonate	130	12		mg/L			1	SM 2340B
	Magnesium hardness as calcium carbonate	510	21		mg/L			1	SM 2340B

1A-IN
INORGANIC ANALYSIS DATA SHEET
METALS - DISSOLVED

Client Sample ID: MSA-SW40B-061416 Lab Sample ID: 240-66021-14

Lab Name: TestAmerica Canton Job No.: 240-66021-1

SDG ID.:

Matrix: Water Date Sampled: 06/14/2016 12:05

Reporting Basis: WET Date Received: 06/15/2016 09:10

CAS No.	Analyte	Result	RL	MDL	Units	C	Q	DIL	Method
7440-36-0	Antimony	0.17	2.0	0.16	ug/L	J		1	6020
7440-38-2	Arsenic	1.7	5.0	0.49	ug/L	J		1	6020
7440-39-3	Barium	35	5.0	1.1	ug/L			1	6020
7440-41-7	Beryllium	1.0	1.0	0.053	ug/L	U		1	6020
7440-43-9	Cadmium	0.15	1.0	0.061	ug/L	J		1	6020
7440-47-3	Chromium	2.0	2.0	0.60	ug/L	U		1	6020
7440-48-4	Cobalt	0.21	1.0	0.021	ug/L	J		1	6020
7440-50-8	Copper	4.8	2.0	0.75	ug/L			1	6020
7439-92-1	Lead	0.12	1.0	0.11	ug/L	J		1	6020
7439-98-7	Molybdenum	1.7	10	0.23	ug/L	J		1	6020
7440-02-0	Nickel	2.0	2.0	0.23	ug/L			1	6020
7782-49-2	Selenium	0.94	5.0	0.25	ug/L	J		1	6020
7440-22-4	Silver	1.0	1.0	0.020	ug/L	U		1	6020
7440-28-0	Thallium	1.0	1.0	0.074	ug/L	U		1	6020
7440-62-2	Vanadium	0.60	5.0	0.23	ug/L	J		1	6020
7440-66-6	Zinc	20	20	7.3	ug/L	U		1	6020
7440-33-7	Tungsten	10	10	0.50	ug/L	U		1	6020
7439-97-6	Mercury	0.20	0.20	0.090	ug/L	U		1	7470A

1A-IN
INORGANIC ANALYSIS DATA SHEET
METALS - DISSOLVED

Client Sample ID: MSA-SW40B-061416 Lab Sample ID: 240-66021-14

Lab Name: TestAmerica Canton Job No.: 240-66021-1

SDG ID.:

Matrix: Water Date Sampled: 06/14/2016 12:05

Reporting Basis: WET Date Received: 06/15/2016 09:10

CAS No.	Analyte	Result	RL		Units	C	Q	DIL	Method
	Hardness as calcium carbonate	620	33		mg/L			1	SM 2340B
	Calcium hardness as calcium carbonate	120	12		mg/L			1	SM 2340B
	Magnesium hardness as calcium carbonate	500	21		mg/L			1	SM 2340B

1A-IN
INORGANIC ANALYSIS DATA SHEET
METALS - DISSOLVED

Client Sample ID: MSA-SW40C-061416 Lab Sample ID: 240-66021-15

Lab Name: TestAmerica Canton Job No.: 240-66021-1

SDG ID.:

Matrix: Water Date Sampled: 06/14/2016 12:10

Reporting Basis: WET Date Received: 06/15/2016 09:10

CAS No.	Analyte	Result	RL	MDL	Units	C	Q	DIL	Method
7440-36-0	Antimony	2.0	2.0	0.16	ug/L	U		1	6020
7440-38-2	Arsenic	1.8	5.0	0.49	ug/L	J		1	6020
7440-39-3	Barium	33	5.0	1.1	ug/L			1	6020
7440-41-7	Beryllium	1.0	1.0	0.053	ug/L	U		1	6020
7440-43-9	Cadmium	0.17	1.0	0.061	ug/L	J		1	6020
7440-47-3	Chromium	2.0	2.0	0.60	ug/L	U		1	6020
7440-48-4	Cobalt	0.15	1.0	0.021	ug/L	J		1	6020
7440-50-8	Copper	5.6	2.0	0.75	ug/L			1	6020
7439-92-1	Lead	0.11	1.0	0.11	ug/L	J		1	6020
7439-98-7	Molybdenum	1.6	10	0.23	ug/L	J		1	6020
7440-02-0	Nickel	1.8	2.0	0.23	ug/L	J		1	6020
7782-49-2	Selenium	0.78	5.0	0.25	ug/L	J		1	6020
7440-22-4	Silver	1.0	1.0	0.020	ug/L	U		1	6020
7440-28-0	Thallium	1.0	1.0	0.074	ug/L	U		1	6020
7440-62-2	Vanadium	0.43	5.0	0.23	ug/L	J		1	6020
7440-66-6	Zinc	7.4	20	7.3	ug/L	J		1	6020
7440-33-7	Tungsten	10	10	0.50	ug/L	U		1	6020
7439-97-6	Mercury	0.20	0.20	0.090	ug/L	U		1	7470A

1A-IN
INORGANIC ANALYSIS DATA SHEET
METALS - DISSOLVED

Client Sample ID: MSA-SW40C-061416 Lab Sample ID: 240-66021-15

Lab Name: TestAmerica Canton Job No.: 240-66021-1

SDG ID.:

Matrix: Water Date Sampled: 06/14/2016 12:10

Reporting Basis: WET Date Received: 06/15/2016 09:10

CAS No.	Analyte	Result	RL		Units	C	Q	DIL	Method
	Hardness as calcium carbonate	610	33		mg/L			1	SM 2340B
	Calcium hardness as calcium carbonate	120	12		mg/L			1	SM 2340B
	Magnesium hardness as calcium carbonate	490	21		mg/L			1	SM 2340B

1A-IN
INORGANIC ANALYSIS DATA SHEET
METALS - DISSOLVED

Client Sample ID: MSA-SW40D-061416 Lab Sample ID: 240-66021-16

Lab Name: TestAmerica Canton Job No.: 240-66021-1

SDG ID.:

Matrix: Water Date Sampled: 06/14/2016 12:14

Reporting Basis: WET Date Received: 06/15/2016 09:10

CAS No.	Analyte	Result	RL	MDL	Units	C	Q	DIL	Method
7440-36-0	Antimony	2.0	2.0	0.16	ug/L	U		1	6020
7440-38-2	Arsenic	1.8	5.0	0.49	ug/L	J		1	6020
7440-39-3	Barium	34	5.0	1.1	ug/L			1	6020
7440-41-7	Beryllium	1.0	1.0	0.053	ug/L	U		1	6020
7440-43-9	Cadmium	0.15	1.0	0.061	ug/L	J		1	6020
7440-47-3	Chromium	2.0	2.0	0.60	ug/L	U		1	6020
7440-48-4	Cobalt	0.16	1.0	0.021	ug/L	J		1	6020
7440-50-8	Copper	5.8	2.0	0.75	ug/L			1	6020
7439-92-1	Lead	0.17	1.0	0.11	ug/L	J		1	6020
7439-98-7	Molybdenum	1.5	10	0.23	ug/L	J		1	6020
7440-02-0	Nickel	1.8	2.0	0.23	ug/L	J		1	6020
7782-49-2	Selenium	0.74	5.0	0.25	ug/L	J		1	6020
7440-22-4	Silver	1.0	1.0	0.020	ug/L	U		1	6020
7440-28-0	Thallium	1.0	1.0	0.074	ug/L	U		1	6020
7440-62-2	Vanadium	0.53	5.0	0.23	ug/L	J		1	6020
7440-66-6	Zinc	11	20	7.3	ug/L	J		1	6020
7440-33-7	Tungsten	10	10	0.50	ug/L	U		1	6020
7439-97-6	Mercury	0.20	0.20	0.090	ug/L	U		1	7470A

1A-IN
INORGANIC ANALYSIS DATA SHEET
METALS - DISSOLVED

Client Sample ID: MSA-SW40D-061416 Lab Sample ID: 240-66021-16

Lab Name: TestAmerica Canton Job No.: 240-66021-1

SDG ID.:

Matrix: Water Date Sampled: 06/14/2016 12:14

Reporting Basis: WET Date Received: 06/15/2016 09:10

CAS No.	Analyte	Result	RL		Units	C	Q	DIL	Method
	Hardness as calcium carbonate	610	33		mg/L			1	SM 2340B
	Calcium hardness as calcium carbonate	120	12		mg/L			1	SM 2340B
	Magnesium hardness as calcium carbonate	490	21		mg/L			1	SM 2340B

1A-IN
INORGANIC ANALYSIS DATA SHEET
METALS - DISSOLVED

Client Sample ID: MSA-SW41A-061416 Lab Sample ID: 240-66021-17

Lab Name: TestAmerica Canton Job No.: 240-66021-1

SDG ID.:

Matrix: Water Date Sampled: 06/14/2016 11:00

Reporting Basis: WET Date Received: 06/15/2016 09:10

CAS No.	Analyte	Result	RL	MDL	Units	C	Q	DIL	Method
7440-36-0	Antimony	2.0	2.0	0.16	ug/L	U		1	6020
7440-38-2	Arsenic	2.0	5.0	0.49	ug/L	J		1	6020
7440-39-3	Barium	35	5.0	1.1	ug/L			1	6020
7440-41-7	Beryllium	1.0	1.0	0.053	ug/L	U		1	6020
7440-43-9	Cadmium	0.16	1.0	0.061	ug/L	J		1	6020
7440-47-3	Chromium	2.0	2.0	0.60	ug/L	U		1	6020
7440-48-4	Cobalt	0.45	1.0	0.021	ug/L	J		1	6020
7440-50-8	Copper	3.5	2.0	0.75	ug/L			1	6020
7439-92-1	Lead	0.19	1.0	0.11	ug/L	J		1	6020
7439-98-7	Molybdenum	1.8	10	0.23	ug/L	J		1	6020
7440-02-0	Nickel	1.9	2.0	0.23	ug/L	J		1	6020
7782-49-2	Selenium	1.5	5.0	0.25	ug/L	J		1	6020
7440-22-4	Silver	1.0	1.0	0.020	ug/L	U		1	6020
7440-28-0	Thallium	1.0	1.0	0.074	ug/L	U		1	6020
7440-62-2	Vanadium	0.59	5.0	0.23	ug/L	J		1	6020
7440-66-6	Zinc	20	20	7.3	ug/L	U		1	6020
7440-33-7	Tungsten	10	10	0.50	ug/L	U		1	6020
7439-97-6	Mercury	0.20	0.20	0.090	ug/L	U		1	7470A

1A-IN
INORGANIC ANALYSIS DATA SHEET
METALS - DISSOLVED

Client Sample ID: MSA-SW41A-061416 Lab Sample ID: 240-66021-17

Lab Name: TestAmerica Canton Job No.: 240-66021-1

SDG ID.:

Matrix: Water Date Sampled: 06/14/2016 11:00

Reporting Basis: WET Date Received: 06/15/2016 09:10

CAS No.	Analyte	Result	RL		Units	C	Q	DIL	Method
	Hardness as calcium carbonate	640	33		mg/L			1	SM 2340B
	Calcium hardness as calcium carbonate	130	12		mg/L			1	SM 2340B
	Magnesium hardness as calcium carbonate	510	21		mg/L			1	SM 2340B

1A-IN
INORGANIC ANALYSIS DATA SHEET
METALS - DISSOLVED

Client Sample ID: MSA-SW41B-061416 Lab Sample ID: 240-66021-18

Lab Name: TestAmerica Canton Job No.: 240-66021-1

SDG ID.:

Matrix: Water Date Sampled: 06/14/2016 11:05

Reporting Basis: WET Date Received: 06/15/2016 09:10

CAS No.	Analyte	Result	RL	MDL	Units	C	Q	DIL	Method
7440-36-0	Antimony	0.16	2.0	0.16	ug/L	J		1	6020
7440-38-2	Arsenic	1.9	5.0	0.49	ug/L	J		1	6020
7440-39-3	Barium	35	5.0	1.1	ug/L			1	6020
7440-41-7	Beryllium	1.0	1.0	0.053	ug/L	U		1	6020
7440-43-9	Cadmium	0.17	1.0	0.061	ug/L	J		1	6020
7440-47-3	Chromium	2.0	2.0	0.60	ug/L	U		1	6020
7440-48-4	Cobalt	0.27	1.0	0.021	ug/L	J		1	6020
7440-50-8	Copper	4.1	2.0	0.75	ug/L			1	6020
7439-92-1	Lead	0.15	1.0	0.11	ug/L	J		1	6020
7439-98-7	Molybdenum	1.7	10	0.23	ug/L	J		1	6020
7440-02-0	Nickel	1.8	2.0	0.23	ug/L	J		1	6020
7782-49-2	Selenium	0.93	5.0	0.25	ug/L	J		1	6020
7440-22-4	Silver	1.0	1.0	0.020	ug/L	U		1	6020
7440-28-0	Thallium	1.0	1.0	0.074	ug/L	U		1	6020
7440-62-2	Vanadium	0.66	5.0	0.23	ug/L	J		1	6020
7440-66-6	Zinc	20	20	7.3	ug/L	U		1	6020
7440-33-7	Tungsten	10	10	0.50	ug/L	U		1	6020
7439-97-6	Mercury	0.20	0.20	0.090	ug/L	U		1	7470A

1A-IN
INORGANIC ANALYSIS DATA SHEET
METALS - DISSOLVED

Client Sample ID: MSA-SW41B-061416 Lab Sample ID: 240-66021-18

Lab Name: TestAmerica Canton Job No.: 240-66021-1

SDG ID.:

Matrix: Water Date Sampled: 06/14/2016 11:05

Reporting Basis: WET Date Received: 06/15/2016 09:10

CAS No.	Analyte	Result	RL		Units	C	Q	DIL	Method
	Hardness as calcium carbonate	640	33		mg/L			1	SM 2340B
	Calcium hardness as calcium carbonate	130	12		mg/L			1	SM 2340B
	Magnesium hardness as calcium carbonate	510	21		mg/L			1	SM 2340B

1A-IN
INORGANIC ANALYSIS DATA SHEET
METALS - DISSOLVED

Client Sample ID: MSA-SW41C-061416 Lab Sample ID: 240-66021-19

Lab Name: TestAmerica Canton Job No.: 240-66021-1

SDG ID.:

Matrix: Water Date Sampled: 06/14/2016 11:09

Reporting Basis: WET Date Received: 06/15/2016 09:10

CAS No.	Analyte	Result	RL	MDL	Units	C	Q	DIL	Method
7440-36-0	Antimony	2.0	2.0	0.16	ug/L	U		1	6020
7440-38-2	Arsenic	1.6	5.0	0.49	ug/L	J		1	6020
7440-39-3	Barium	34	5.0	1.1	ug/L			1	6020
7440-41-7	Beryllium	1.0	1.0	0.053	ug/L	U		1	6020
7440-43-9	Cadmium	0.18	1.0	0.061	ug/L	J		1	6020
7440-47-3	Chromium	2.0	2.0	0.60	ug/L	U		1	6020
7440-48-4	Cobalt	0.20	1.0	0.021	ug/L	J		1	6020
7440-50-8	Copper	4.9	2.0	0.75	ug/L			1	6020
7439-92-1	Lead	0.24	1.0	0.11	ug/L	J		1	6020
7439-98-7	Molybdenum	1.6	10	0.23	ug/L	J		1	6020
7440-02-0	Nickel	2.0	2.0	0.23	ug/L			1	6020
7782-49-2	Selenium	0.63	5.0	0.25	ug/L	J		1	6020
7440-22-4	Silver	1.0	1.0	0.020	ug/L	U		1	6020
7440-28-0	Thallium	1.0	1.0	0.074	ug/L	U		1	6020
7440-62-2	Vanadium	0.55	5.0	0.23	ug/L	J		1	6020
7440-66-6	Zinc	20	20	7.3	ug/L	U		1	6020
7440-33-7	Tungsten	10	10	0.50	ug/L	U		1	6020
7439-97-6	Mercury	0.20	0.20	0.090	ug/L	U		1	7470A

1A-IN
INORGANIC ANALYSIS DATA SHEET
METALS - DISSOLVED

Client Sample ID: MSA-SW41C-061416 Lab Sample ID: 240-66021-19

Lab Name: TestAmerica Canton Job No.: 240-66021-1

SDG ID.:

Matrix: Water Date Sampled: 06/14/2016 11:09

Reporting Basis: WET Date Received: 06/15/2016 09:10

CAS No.	Analyte	Result	RL		Units	C	Q	DIL	Method
	Hardness as calcium carbonate	600	33		mg/L			1	SM 2340B
	Calcium hardness as calcium carbonate	120	12		mg/L			1	SM 2340B
	Magnesium hardness as calcium carbonate	480	21		mg/L			1	SM 2340B

1A-IN
INORGANIC ANALYSIS DATA SHEET
METALS - DISSOLVED

Client Sample ID: MSA-SW41D-061416 Lab Sample ID: 240-66021-20

Lab Name: TestAmerica Canton Job No.: 240-66021-1

SDG ID.:

Matrix: Water Date Sampled: 06/14/2016 11:13

Reporting Basis: WET Date Received: 06/15/2016 09:10

CAS No.	Analyte	Result	RL	MDL	Units	C	Q	DIL	Method
7440-36-0	Antimony	2.0	2.0	0.16	ug/L	U		1	6020
7440-38-2	Arsenic	1.7	5.0	0.49	ug/L	J		1	6020
7440-39-3	Barium	34	5.0	1.1	ug/L			1	6020
7440-41-7	Beryllium	1.0	1.0	0.053	ug/L	U		1	6020
7440-43-9	Cadmium	0.14	1.0	0.061	ug/L	J		1	6020
7440-47-3	Chromium	2.0	2.0	0.60	ug/L	U		1	6020
7440-48-4	Cobalt	0.13	1.0	0.021	ug/L	J		1	6020
7440-50-8	Copper	5.3	2.0	0.75	ug/L			1	6020
7439-92-1	Lead	0.11	1.0	0.11	ug/L	J		1	6020
7439-98-7	Molybdenum	1.5	10	0.23	ug/L	J		1	6020
7440-02-0	Nickel	1.9	2.0	0.23	ug/L	J		1	6020
7782-49-2	Selenium	0.95	5.0	0.25	ug/L	J		1	6020
7440-22-4	Silver	1.0	1.0	0.020	ug/L	U		1	6020
7440-28-0	Thallium	1.0	1.0	0.074	ug/L	U		1	6020
7440-62-2	Vanadium	0.47	5.0	0.23	ug/L	J		1	6020
7440-66-6	Zinc	20	20	7.3	ug/L	U		1	6020
7440-33-7	Tungsten	10	10	0.50	ug/L	U		1	6020
7439-97-6	Mercury	0.20	0.20	0.090	ug/L	U		1	7470A

1A-IN
INORGANIC ANALYSIS DATA SHEET
METALS - DISSOLVED

Client Sample ID: MSA-SW41D-061416 Lab Sample ID: 240-66021-20

Lab Name: TestAmerica Canton Job No.: 240-66021-1

SDG ID.:

Matrix: Water Date Sampled: 06/14/2016 11:13

Reporting Basis: WET Date Received: 06/15/2016 09:10

CAS No.	Analyte	Result	RL		Units	C	Q	DIL	Method
	Hardness as calcium carbonate	610	33		mg/L			1	SM 2340B
	Calcium hardness as calcium carbonate	120	12		mg/L			1	SM 2340B
	Magnesium hardness as calcium carbonate	490	21		mg/L			1	SM 2340B

1A-IN
INORGANIC ANALYSIS DATA SHEET
METALS - DISSOLVED

Client Sample ID: MSA-SW42A-061416 Lab Sample ID: 240-66021-21

Lab Name: TestAmerica Canton Job No.: 240-66021-1

SDG ID.:

Matrix: Water Date Sampled: 06/14/2016 12:31

Reporting Basis: WET Date Received: 06/15/2016 09:10

CAS No.	Analyte	Result	RL	MDL	Units	C	Q	DIL	Method
7440-36-0	Antimony	2.0	2.0	0.16	ug/L	U		1	6020
7440-38-2	Arsenic	1.2	5.0	0.49	ug/L	J		1	6020
7440-39-3	Barium	33	5.0	1.1	ug/L		B	1	6020
7440-41-7	Beryllium	1.0	1.0	0.053	ug/L	U		1	6020
7440-43-9	Cadmium	0.11	1.0	0.061	ug/L	J		1	6020
7440-47-3	Chromium	2.0	2.0	0.60	ug/L	U		1	6020
7440-48-4	Cobalt	0.27	1.0	0.021	ug/L	J		1	6020
7440-50-8	Copper	2.9	2.0	0.75	ug/L			1	6020
7439-92-1	Lead	1.0	1.0	0.11	ug/L	U		1	6020
7439-98-7	Molybdenum	1.5	10	0.23	ug/L	J		1	6020
7440-02-0	Nickel	1.8	2.0	0.23	ug/L	J		1	6020
7782-49-2	Selenium	0.33	5.0	0.25	ug/L	J		1	6020
7440-22-4	Silver	1.0	1.0	0.020	ug/L	U		1	6020
7440-28-0	Thallium	1.0	1.0	0.074	ug/L	U		1	6020
7440-62-2	Vanadium	0.51	5.0	0.23	ug/L	J		1	6020
7440-66-6	Zinc	20	20	7.3	ug/L	U		1	6020
7440-33-7	Tungsten	10	10	0.50	ug/L	U		1	6020
7439-97-6	Mercury	0.20	0.20	0.090	ug/L	U		1	7470A

1A-IN
INORGANIC ANALYSIS DATA SHEET
METALS - DISSOLVED

Client Sample ID: MSA-SW42A-061416 Lab Sample ID: 240-66021-21

Lab Name: TestAmerica Canton Job No.: 240-66021-1

SDG ID.:

Matrix: Water Date Sampled: 06/14/2016 12:31

Reporting Basis: WET Date Received: 06/15/2016 09:10

CAS No.	Analyte	Result	RL		Units	C	Q	DIL	Method
	Hardness as calcium carbonate	590	33		mg/L			1	SM 2340B
	Calcium hardness as calcium carbonate	120	12		mg/L			1	SM 2340B
	Magnesium hardness as calcium carbonate	470	21		mg/L			1	SM 2340B

1A-IN
INORGANIC ANALYSIS DATA SHEET
METALS - DISSOLVED

Client Sample ID: MSA-SW42B-061416 Lab Sample ID: 240-66021-22

Lab Name: TestAmerica Canton Job No.: 240-66021-1

SDG ID.:

Matrix: Water Date Sampled: 06/14/2016 12:36

Reporting Basis: WET Date Received: 06/15/2016 09:10

CAS No.	Analyte	Result	RL	MDL	Units	C	Q	DIL	Method
7440-36-0	Antimony	0.41	2.0	0.16	ug/L	J		1	6020
7440-38-2	Arsenic	1.7	5.0	0.49	ug/L	J		1	6020
7440-39-3	Barium	31	5.0	1.1	ug/L		B	1	6020
7440-41-7	Beryllium	0.39	1.0	0.053	ug/L	J		1	6020
7440-43-9	Cadmium	0.42	1.0	0.061	ug/L	J		1	6020
7440-47-3	Chromium	2.0	2.0	0.60	ug/L	U		1	6020
7440-48-4	Cobalt	0.37	1.0	0.021	ug/L	J		1	6020
7440-50-8	Copper	4.4	2.0	0.75	ug/L			1	6020
7439-92-1	Lead	0.27	1.0	0.11	ug/L	J		1	6020
7439-98-7	Molybdenum	1.7	10	0.23	ug/L	J		1	6020
7440-02-0	Nickel	1.7	2.0	0.23	ug/L	J		1	6020
7782-49-2	Selenium	1.1	5.0	0.25	ug/L	J		1	6020
7440-22-4	Silver	1.0	1.0	0.020	ug/L	U		1	6020
7440-28-0	Thallium	0.20	1.0	0.074	ug/L	J		1	6020
7440-62-2	Vanadium	0.38	5.0	0.23	ug/L	J		1	6020
7440-66-6	Zinc	20	20	7.3	ug/L	U		1	6020
7440-33-7	Tungsten	0.62	10	0.50	ug/L	J		1	6020
7439-97-6	Mercury	0.20	0.20	0.090	ug/L	U		1	7470A

1A-IN
INORGANIC ANALYSIS DATA SHEET
METALS - DISSOLVED

Client Sample ID: MSA-SW42B-061416 Lab Sample ID: 240-66021-22

Lab Name: TestAmerica Canton Job No.: 240-66021-1

SDG ID.:

Matrix: Water Date Sampled: 06/14/2016 12:36

Reporting Basis: WET Date Received: 06/15/2016 09:10

CAS No.	Analyte	Result	RL		Units	C	Q	DIL	Method
	Hardness as calcium carbonate	580	33		mg/L			1	SM 2340B
	Calcium hardness as calcium carbonate	120	12		mg/L			1	SM 2340B
	Magnesium hardness as calcium carbonate	470	21		mg/L			1	SM 2340B

1A-IN
INORGANIC ANALYSIS DATA SHEET
METALS - DISSOLVED

Client Sample ID: MSA-SW42C-061416 Lab Sample ID: 240-66021-23

Lab Name: TestAmerica Canton Job No.: 240-66021-1

SDG ID.:

Matrix: Water Date Sampled: 06/14/2016 12:43

Reporting Basis: WET Date Received: 06/15/2016 09:10

CAS No.	Analyte	Result	RL	MDL	Units	C	Q	DIL	Method
7440-36-0	Antimony	0.19	2.0	0.16	ug/L	J		1	6020
7440-38-2	Arsenic	1.7	5.0	0.49	ug/L	J		1	6020
7440-39-3	Barium	32	5.0	1.1	ug/L		B	1	6020
7440-41-7	Beryllium	0.14	1.0	0.053	ug/L	J		1	6020
7440-43-9	Cadmium	0.21	1.0	0.061	ug/L	J		1	6020
7440-47-3	Chromium	2.0	2.0	0.60	ug/L	U		1	6020
7440-48-4	Cobalt	0.19	1.0	0.021	ug/L	J		1	6020
7440-50-8	Copper	5.9	2.0	0.75	ug/L			1	6020
7439-92-1	Lead	0.13	1.0	0.11	ug/L	J		1	6020
7439-98-7	Molybdenum	1.5	10	0.23	ug/L	J		1	6020
7440-02-0	Nickel	1.8	2.0	0.23	ug/L	J		1	6020
7782-49-2	Selenium	0.69	5.0	0.25	ug/L	J		1	6020
7440-22-4	Silver	1.0	1.0	0.020	ug/L	U		1	6020
7440-28-0	Thallium	1.0	1.0	0.074	ug/L	U		1	6020
7440-62-2	Vanadium	0.64	5.0	0.23	ug/L	J		1	6020
7440-66-6	Zinc	8.4	20	7.3	ug/L	J		1	6020
7440-33-7	Tungsten	10	10	0.50	ug/L	U		1	6020
7439-97-6	Mercury	0.20	0.20	0.090	ug/L	U		1	7470A

1A-IN
INORGANIC ANALYSIS DATA SHEET
METALS - DISSOLVED

Client Sample ID: MSA-SW42C-061416 Lab Sample ID: 240-66021-23

Lab Name: TestAmerica Canton Job No.: 240-66021-1

SDG ID.:

Matrix: Water Date Sampled: 06/14/2016 12:43

Reporting Basis: WET Date Received: 06/15/2016 09:10

CAS No.	Analyte	Result	RL		Units	C	Q	DIL	Method
	Hardness as calcium carbonate	610	33		mg/L			1	SM 2340B
	Calcium hardness as calcium carbonate	120	12		mg/L			1	SM 2340B
	Magnesium hardness as calcium carbonate	490	21		mg/L			1	SM 2340B

1A-IN
INORGANIC ANALYSIS DATA SHEET
METALS - DISSOLVED

Client Sample ID: MSA-SW42D-061416 Lab Sample ID: 240-66021-24

Lab Name: TestAmerica Canton Job No.: 240-66021-1

SDG ID.:

Matrix: Water Date Sampled: 06/14/2016 12:46

Reporting Basis: WET Date Received: 06/15/2016 09:10

CAS No.	Analyte	Result	RL	MDL	Units	C	Q	DIL	Method
7440-36-0	Antimony	0.20	2.0	0.16	ug/L	J		1	6020
7440-38-2	Arsenic	1.7	5.0	0.49	ug/L	J		1	6020
7440-39-3	Barium	33	5.0	1.1	ug/L		B	1	6020
7440-41-7	Beryllium	0.076	1.0	0.053	ug/L	J		1	6020
7440-43-9	Cadmium	0.20	1.0	0.061	ug/L	J		1	6020
7440-47-3	Chromium	2.0	2.0	0.60	ug/L	U		1	6020
7440-48-4	Cobalt	0.18	1.0	0.021	ug/L	J		1	6020
7440-50-8	Copper	6.2	2.0	0.75	ug/L			1	6020
7439-92-1	Lead	0.13	1.0	0.11	ug/L	J		1	6020
7439-98-7	Molybdenum	1.6	10	0.23	ug/L	J		1	6020
7440-02-0	Nickel	1.7	2.0	0.23	ug/L	J		1	6020
7782-49-2	Selenium	0.58	5.0	0.25	ug/L	J		1	6020
7440-22-4	Silver	1.0	1.0	0.020	ug/L	U		1	6020
7440-28-0	Thallium	1.0	1.0	0.074	ug/L	U		1	6020
7440-62-2	Vanadium	0.66	5.0	0.23	ug/L	J		1	6020
7440-66-6	Zinc	8.8	20	7.3	ug/L	J		1	6020
7440-33-7	Tungsten	10	10	0.50	ug/L	U		1	6020
7439-97-6	Mercury	0.20	0.20	0.090	ug/L	U		1	7470A

1A-IN
INORGANIC ANALYSIS DATA SHEET
METALS - DISSOLVED

Client Sample ID: MSA-SW42D-061416 Lab Sample ID: 240-66021-24

Lab Name: TestAmerica Canton Job No.: 240-66021-1

SDG ID.:

Matrix: Water Date Sampled: 06/14/2016 12:46

Reporting Basis: WET Date Received: 06/15/2016 09:10

CAS No.	Analyte	Result	RL		Units	C	Q	DIL	Method
	Hardness as calcium carbonate	610	33		mg/L			1	SM 2340B
	Calcium hardness as calcium carbonate	120	12		mg/L			1	SM 2340B
	Magnesium hardness as calcium carbonate	490	21		mg/L			1	SM 2340B

1A-IN
INORGANIC ANALYSIS DATA SHEET
METALS - DISSOLVED

Client Sample ID: MSA-SW43A-061416 Lab Sample ID: 240-66021-25

Lab Name: TestAmerica Canton Job No.: 240-66021-1

SDG ID.:

Matrix: Water Date Sampled: 06/14/2016 10:34

Reporting Basis: WET Date Received: 06/15/2016 09:10

CAS No.	Analyte	Result	RL	MDL	Units	C	Q	DIL	Method
7440-36-0	Antimony	0.17	2.0	0.16	ug/L	J		1	6020
7440-38-2	Arsenic	1.7	5.0	0.49	ug/L	J		1	6020
7440-39-3	Barium	34	5.0	1.1	ug/L		B	1	6020
7440-41-7	Beryllium	0.086	1.0	0.053	ug/L	J		1	6020
7440-43-9	Cadmium	0.20	1.0	0.061	ug/L	J		1	6020
7440-47-3	Chromium	2.0	2.0	0.60	ug/L	U		1	6020
7440-48-4	Cobalt	0.53	1.0	0.021	ug/L	J		1	6020
7440-50-8	Copper	4.2	2.0	0.75	ug/L			1	6020
7439-92-1	Lead	0.21	1.0	0.11	ug/L	J		1	6020
7439-98-7	Molybdenum	1.7	10	0.23	ug/L	J		1	6020
7440-02-0	Nickel	1.9	2.0	0.23	ug/L	J		1	6020
7782-49-2	Selenium	0.70	5.0	0.25	ug/L	J		1	6020
7440-22-4	Silver	1.0	1.0	0.020	ug/L	U		1	6020
7440-28-0	Thallium	1.0	1.0	0.074	ug/L	U		1	6020
7440-62-2	Vanadium	0.42	5.0	0.23	ug/L	J		1	6020
7440-66-6	Zinc	20	20	7.3	ug/L	U		1	6020
7440-33-7	Tungsten	10	10	0.50	ug/L	U		1	6020
7439-97-6	Mercury	0.20	0.20	0.090	ug/L	U		1	7470A

1A-IN
INORGANIC ANALYSIS DATA SHEET
METALS - DISSOLVED

Client Sample ID: MSA-SW43A-061416 Lab Sample ID: 240-66021-25

Lab Name: TestAmerica Canton Job No.: 240-66021-1

SDG ID.:

Matrix: Water Date Sampled: 06/14/2016 10:34

Reporting Basis: WET Date Received: 06/15/2016 09:10

CAS No.	Analyte	Result	RL		Units	C	Q	DIL	Method
	Hardness as calcium carbonate	610	33		mg/L			1	SM 2340B
	Calcium hardness as calcium carbonate	120	12		mg/L			1	SM 2340B
	Magnesium hardness as calcium carbonate	490	21		mg/L			1	SM 2340B

1A-IN
INORGANIC ANALYSIS DATA SHEET
METALS - DISSOLVED

Client Sample ID: MSA-SW43B-061416 Lab Sample ID: 240-66021-26

Lab Name: TestAmerica Canton Job No.: 240-66021-1

SDG ID.:

Matrix: Water Date Sampled: 06/14/2016 10:38

Reporting Basis: WET Date Received: 06/15/2016 09:10

CAS No.	Analyte	Result	RL	MDL	Units	C	Q	DIL	Method
7440-36-0	Antimony	2.0	2.0	0.16	ug/L	U		1	6020
7440-38-2	Arsenic	1.7	5.0	0.49	ug/L	J		1	6020
7440-39-3	Barium	34	5.0	1.1	ug/L		B	1	6020
7440-41-7	Beryllium	0.062	1.0	0.053	ug/L	J		1	6020
7440-43-9	Cadmium	0.20	1.0	0.061	ug/L	J		1	6020
7440-47-3	Chromium	2.0	2.0	0.60	ug/L	U		1	6020
7440-48-4	Cobalt	0.58	1.0	0.021	ug/L	J		1	6020
7440-50-8	Copper	4.1	2.0	0.75	ug/L			1	6020
7439-92-1	Lead	0.11	1.0	0.11	ug/L	J		1	6020
7439-98-7	Molybdenum	1.7	10	0.23	ug/L	J		1	6020
7440-02-0	Nickel	1.9	2.0	0.23	ug/L	J		1	6020
7782-49-2	Selenium	0.94	5.0	0.25	ug/L	J		1	6020
7440-22-4	Silver	1.0	1.0	0.020	ug/L	U		1	6020
7440-28-0	Thallium	1.0	1.0	0.074	ug/L	U		1	6020
7440-62-2	Vanadium	0.43	5.0	0.23	ug/L	J		1	6020
7440-66-6	Zinc	20	20	7.3	ug/L	U		1	6020
7440-33-7	Tungsten	10	10	0.50	ug/L	U		1	6020
7439-97-6	Mercury	0.20	0.20	0.090	ug/L	U		1	7470A

1A-IN
INORGANIC ANALYSIS DATA SHEET
METALS - DISSOLVED

Client Sample ID: MSA-SW43B-061416 Lab Sample ID: 240-66021-26

Lab Name: TestAmerica Canton Job No.: 240-66021-1

SDG ID.:

Matrix: Water Date Sampled: 06/14/2016 10:38

Reporting Basis: WET Date Received: 06/15/2016 09:10

CAS No.	Analyte	Result	RL		Units	C	Q	DIL	Method
	Hardness as calcium carbonate	610	33		mg/L			1	SM 2340B
	Calcium hardness as calcium carbonate	120	12		mg/L			1	SM 2340B
	Magnesium hardness as calcium carbonate	490	21		mg/L			1	SM 2340B

1A-IN
INORGANIC ANALYSIS DATA SHEET
METALS - DISSOLVED

Client Sample ID: MSA-SW43C-061416 Lab Sample ID: 240-66021-27

Lab Name: TestAmerica Canton Job No.: 240-66021-1

SDG ID.:

Matrix: Water Date Sampled: 06/14/2016 10:43

Reporting Basis: WET Date Received: 06/15/2016 09:10

CAS No.	Analyte	Result	RL	MDL	Units	C	Q	DIL	Method
7440-36-0	Antimony	0.16	2.0	0.16	ug/L	J		1	6020
7440-38-2	Arsenic	1.7	5.0	0.49	ug/L	J		1	6020
7440-39-3	Barium	34	5.0	1.1	ug/L		B	1	6020
7440-41-7	Beryllium	1.0	1.0	0.053	ug/L	U		1	6020
7440-43-9	Cadmium	0.19	1.0	0.061	ug/L	J		1	6020
7440-47-3	Chromium	2.0	2.0	0.60	ug/L	U		1	6020
7440-48-4	Cobalt	0.19	1.0	0.021	ug/L	J		1	6020
7440-50-8	Copper	4.6	2.0	0.75	ug/L			1	6020
7439-92-1	Lead	0.15	1.0	0.11	ug/L	J		1	6020
7439-98-7	Molybdenum	1.6	10	0.23	ug/L	J		1	6020
7440-02-0	Nickel	1.9	2.0	0.23	ug/L	J		1	6020
7782-49-2	Selenium	0.83	5.0	0.25	ug/L	J		1	6020
7440-22-4	Silver	1.0	1.0	0.020	ug/L	U		1	6020
7440-28-0	Thallium	1.0	1.0	0.074	ug/L	U		1	6020
7440-62-2	Vanadium	0.41	5.0	0.23	ug/L	J		1	6020
7440-66-6	Zinc	20	20	7.3	ug/L	U		1	6020
7440-33-7	Tungsten	10	10	0.50	ug/L	U		1	6020
7439-97-6	Mercury	0.20	0.20	0.090	ug/L	U		1	7470A

1A-IN
INORGANIC ANALYSIS DATA SHEET
METALS - DISSOLVED

Client Sample ID: MSA-SW43C-061416 Lab Sample ID: 240-66021-27

Lab Name: TestAmerica Canton Job No.: 240-66021-1

SDG ID.:

Matrix: Water Date Sampled: 06/14/2016 10:43

Reporting Basis: WET Date Received: 06/15/2016 09:10

CAS No.	Analyte	Result	RL		Units	C	Q	DIL	Method
	Hardness as calcium carbonate	620	33		mg/L			1	SM 2340B
	Calcium hardness as calcium carbonate	120	12		mg/L			1	SM 2340B
	Magnesium hardness as calcium carbonate	500	21		mg/L			1	SM 2340B

1A-IN
INORGANIC ANALYSIS DATA SHEET
METALS - DISSOLVED

Client Sample ID: MSA-SW43D-061416 Lab Sample ID: 240-66021-28

Lab Name: TestAmerica Canton Job No.: 240-66021-1

SDG ID.:

Matrix: Water Date Sampled: 06/14/2016 10:47

Reporting Basis: WET Date Received: 06/15/2016 09:10

CAS No.	Analyte	Result	RL	MDL	Units	C	Q	DIL	Method
7440-36-0	Antimony	2.0	2.0	0.16	ug/L	U		1	6020
7440-38-2	Arsenic	1.6	5.0	0.49	ug/L	J		1	6020
7440-39-3	Barium	33	5.0	1.1	ug/L		B	1	6020
7440-41-7	Beryllium	1.0	1.0	0.053	ug/L	U		1	6020
7440-43-9	Cadmium	0.16	1.0	0.061	ug/L	J		1	6020
7440-47-3	Chromium	2.0	2.0	0.60	ug/L	U		1	6020
7440-48-4	Cobalt	0.17	1.0	0.021	ug/L	J		1	6020
7440-50-8	Copper	4.6	2.0	0.75	ug/L			1	6020
7439-92-1	Lead	0.16	1.0	0.11	ug/L	J		1	6020
7439-98-7	Molybdenum	1.5	10	0.23	ug/L	J		1	6020
7440-02-0	Nickel	1.8	2.0	0.23	ug/L	J		1	6020
7782-49-2	Selenium	0.66	5.0	0.25	ug/L	J		1	6020
7440-22-4	Silver	1.0	1.0	0.020	ug/L	U		1	6020
7440-28-0	Thallium	1.0	1.0	0.074	ug/L	U		1	6020
7440-62-2	Vanadium	0.60	5.0	0.23	ug/L	J		1	6020
7440-66-6	Zinc	20	20	7.3	ug/L	U		1	6020
7440-33-7	Tungsten	10	10	0.50	ug/L	U		1	6020
7439-97-6	Mercury	0.20	0.20	0.090	ug/L	U		1	7470A

1A-IN
INORGANIC ANALYSIS DATA SHEET
METALS - DISSOLVED

Client Sample ID: MSA-SW43D-061416 Lab Sample ID: 240-66021-28

Lab Name: TestAmerica Canton Job No.: 240-66021-1

SDG ID.:

Matrix: Water Date Sampled: 06/14/2016 10:47

Reporting Basis: WET Date Received: 06/15/2016 09:10

CAS No.	Analyte	Result	RL		Units	C	Q	DIL	Method
	Hardness as calcium carbonate	590	33		mg/L			1	SM 2340B
	Calcium hardness as calcium carbonate	120	12		mg/L			1	SM 2340B
	Magnesium hardness as calcium carbonate	470	21		mg/L			1	SM 2340B

1A-IN
INORGANIC ANALYSIS DATA SHEET
METALS - DISSOLVED

Client Sample ID: MSA-SW44A-061416 Lab Sample ID: 240-66021-29

Lab Name: TestAmerica Canton Job No.: 240-66021-1

SDG ID.:

Matrix: Water Date Sampled: 06/14/2016 10:12

Reporting Basis: WET Date Received: 06/15/2016 09:10

CAS No.	Analyte	Result	RL	MDL	Units	C	Q	DIL	Method
7440-36-0	Antimony	2.0	2.0	0.16	ug/L	U		1	6020
7440-38-2	Arsenic	1.6	5.0	0.49	ug/L	J		1	6020
7440-39-3	Barium	34	5.0	1.1	ug/L		B	1	6020
7440-41-7	Beryllium	1.0	1.0	0.053	ug/L	U		1	6020
7440-43-9	Cadmium	0.18	1.0	0.061	ug/L	J		1	6020
7440-47-3	Chromium	2.0	2.0	0.60	ug/L	U		1	6020
7440-48-4	Cobalt	0.34	1.0	0.021	ug/L	J		1	6020
7440-50-8	Copper	4.0	2.0	0.75	ug/L			1	6020
7439-92-1	Lead	0.15	1.0	0.11	ug/L	J		1	6020
7439-98-7	Molybdenum	1.6	10	0.23	ug/L	J		1	6020
7440-02-0	Nickel	2.1	2.0	0.23	ug/L			1	6020
7782-49-2	Selenium	0.69	5.0	0.25	ug/L	J		1	6020
7440-22-4	Silver	1.0	1.0	0.020	ug/L	U		1	6020
7440-28-0	Thallium	1.0	1.0	0.074	ug/L	U		1	6020
7440-62-2	Vanadium	0.50	5.0	0.23	ug/L	J		1	6020
7440-66-6	Zinc	20	20	7.3	ug/L	U		1	6020
7440-33-7	Tungsten	10	10	0.50	ug/L	U		1	6020
7439-97-6	Mercury	0.20	0.20	0.090	ug/L	U		1	7470A

1A-IN
INORGANIC ANALYSIS DATA SHEET
METALS - DISSOLVED

Client Sample ID: MSA-SW44A-061416 Lab Sample ID: 240-66021-29

Lab Name: TestAmerica Canton Job No.: 240-66021-1

SDG ID.:

Matrix: Water Date Sampled: 06/14/2016 10:12

Reporting Basis: WET Date Received: 06/15/2016 09:10

CAS No.	Analyte	Result	RL		Units	C	Q	DIL	Method
	Hardness as calcium carbonate	630	33		mg/L			1	SM 2340B
	Calcium hardness as calcium carbonate	120	12		mg/L			1	SM 2340B
	Magnesium hardness as calcium carbonate	500	21		mg/L			1	SM 2340B

1A-IN
INORGANIC ANALYSIS DATA SHEET
METALS - DISSOLVED

Client Sample ID: MSA-SW44B-061416 Lab Sample ID: 240-66021-30

Lab Name: TestAmerica Canton Job No.: 240-66021-1

SDG ID.:

Matrix: Water Date Sampled: 06/14/2016 10:17

Reporting Basis: WET Date Received: 06/15/2016 09:10

CAS No.	Analyte	Result	RL	MDL	Units	C	Q	DIL	Method
7440-36-0	Antimony	2.0	2.0	0.16	ug/L	U		1	6020
7440-38-2	Arsenic	1.7	5.0	0.49	ug/L	J		1	6020
7440-39-3	Barium	33	5.0	1.1	ug/L		B	1	6020
7440-41-7	Beryllium	1.0	1.0	0.053	ug/L	U		1	6020
7440-43-9	Cadmium	0.19	1.0	0.061	ug/L	J		1	6020
7440-47-3	Chromium	2.0	2.0	0.60	ug/L	U		1	6020
7440-48-4	Cobalt	0.18	1.0	0.021	ug/L	J		1	6020
7440-50-8	Copper	5.0	2.0	0.75	ug/L			1	6020
7439-92-1	Lead	0.12	1.0	0.11	ug/L	J		1	6020
7439-98-7	Molybdenum	1.6	10	0.23	ug/L	J		1	6020
7440-02-0	Nickel	1.8	2.0	0.23	ug/L	J		1	6020
7782-49-2	Selenium	0.64	5.0	0.25	ug/L	J		1	6020
7440-22-4	Silver	1.0	1.0	0.020	ug/L	U		1	6020
7440-28-0	Thallium	1.0	1.0	0.074	ug/L	U		1	6020
7440-62-2	Vanadium	0.58	5.0	0.23	ug/L	J		1	6020
7440-66-6	Zinc	20	20	7.3	ug/L	U		1	6020
7440-33-7	Tungsten	10	10	0.50	ug/L	U		1	6020
7439-97-6	Mercury	0.20	0.20	0.090	ug/L	U		1	7470A

1A-IN
INORGANIC ANALYSIS DATA SHEET
METALS - DISSOLVED

Client Sample ID: MSA-SW44B-061416 Lab Sample ID: 240-66021-30

Lab Name: TestAmerica Canton Job No.: 240-66021-1

SDG ID.:

Matrix: Water Date Sampled: 06/14/2016 10:17

Reporting Basis: WET Date Received: 06/15/2016 09:10

CAS No.	Analyte	Result	RL		Units	C	Q	DIL	Method
	Hardness as calcium carbonate	640	33		mg/L			1	SM 2340B
	Calcium hardness as calcium carbonate	120	12		mg/L			1	SM 2340B
	Magnesium hardness as calcium carbonate	510	21		mg/L			1	SM 2340B

1A-IN
INORGANIC ANALYSIS DATA SHEET
METALS - DISSOLVED

Client Sample ID: MSA-SW44C-061416 Lab Sample ID: 240-66021-31

Lab Name: TestAmerica Canton Job No.: 240-66021-1

SDG ID.:

Matrix: Water Date Sampled: 06/14/2016 10:21

Reporting Basis: WET Date Received: 06/15/2016 09:10

CAS No.	Analyte	Result	RL	MDL	Units	C	Q	DIL	Method
7440-36-0	Antimony	2.0	2.0	0.16	ug/L	U		1	6020
7440-38-2	Arsenic	1.7	5.0	0.49	ug/L	J		1	6020
7440-39-3	Barium	34	5.0	1.1	ug/L		B	1	6020
7440-41-7	Beryllium	1.0	1.0	0.053	ug/L	U		1	6020
7440-43-9	Cadmium	0.18	1.0	0.061	ug/L	J		1	6020
7440-47-3	Chromium	2.0	2.0	0.60	ug/L	U		1	6020
7440-48-4	Cobalt	0.16	1.0	0.021	ug/L	J		1	6020
7440-50-8	Copper	4.4	2.0	0.75	ug/L			1	6020
7439-92-1	Lead	0.11	1.0	0.11	ug/L	J		1	6020
7439-98-7	Molybdenum	1.6	10	0.23	ug/L	J		1	6020
7440-02-0	Nickel	1.8	2.0	0.23	ug/L	J		1	6020
7782-49-2	Selenium	0.44	5.0	0.25	ug/L	J		1	6020
7440-22-4	Silver	1.0	1.0	0.020	ug/L	U		1	6020
7440-28-0	Thallium	1.0	1.0	0.074	ug/L	U		1	6020
7440-62-2	Vanadium	0.45	5.0	0.23	ug/L	J		1	6020
7440-66-6	Zinc	20	20	7.3	ug/L	U		1	6020
7440-33-7	Tungsten	10	10	0.50	ug/L	U		1	6020
7439-97-6	Mercury	0.20	0.20	0.090	ug/L	U		1	7470A

1A-IN
INORGANIC ANALYSIS DATA SHEET
METALS - DISSOLVED

Client Sample ID: MSA-SW44C-061416 Lab Sample ID: 240-66021-31

Lab Name: TestAmerica Canton Job No.: 240-66021-1

SDG ID.:

Matrix: Water Date Sampled: 06/14/2016 10:21

Reporting Basis: WET Date Received: 06/15/2016 09:10

CAS No.	Analyte	Result	RL		Units	C	Q	DIL	Method
	Hardness as calcium carbonate	630	33		mg/L			1	SM 2340B
	Calcium hardness as calcium carbonate	120	12		mg/L			1	SM 2340B
	Magnesium hardness as calcium carbonate	510	21		mg/L			1	SM 2340B

1A-IN
INORGANIC ANALYSIS DATA SHEET
METALS - DISSOLVED

Client Sample ID: MSA-SW44D-061416 Lab Sample ID: 240-66021-32

Lab Name: TestAmerica Canton Job No.: 240-66021-1

SDG ID.:

Matrix: Water Date Sampled: 06/14/2016 10:26

Reporting Basis: WET Date Received: 06/15/2016 09:10

CAS No.	Analyte	Result	RL	MDL	Units	C	Q	DIL	Method
7440-36-0	Antimony	2.0	2.0	0.16	ug/L	U		1	6020
7440-38-2	Arsenic	1.7	5.0	0.49	ug/L	J		1	6020
7440-39-3	Barium	32	5.0	1.1	ug/L		B	1	6020
7440-41-7	Beryllium	1.0	1.0	0.053	ug/L	U		1	6020
7440-43-9	Cadmium	0.17	1.0	0.061	ug/L	J		1	6020
7440-47-3	Chromium	2.0	2.0	0.60	ug/L	U		1	6020
7440-48-4	Cobalt	0.15	1.0	0.021	ug/L	J		1	6020
7440-50-8	Copper	3.8	2.0	0.75	ug/L			1	6020
7439-92-1	Lead	1.0	1.0	0.11	ug/L	U		1	6020
7439-98-7	Molybdenum	1.6	10	0.23	ug/L	J		1	6020
7440-02-0	Nickel	1.9	2.0	0.23	ug/L	J		1	6020
7782-49-2	Selenium	0.63	5.0	0.25	ug/L	J		1	6020
7440-22-4	Silver	1.0	1.0	0.020	ug/L	U		1	6020
7440-28-0	Thallium	1.0	1.0	0.074	ug/L	U		1	6020
7440-62-2	Vanadium	0.52	5.0	0.23	ug/L	J		1	6020
7440-66-6	Zinc	20	20	7.3	ug/L	U		1	6020
7440-33-7	Tungsten	10	10	0.50	ug/L	U		1	6020
7439-97-6	Mercury	0.20	0.20	0.090	ug/L	U		1	7470A

1A-IN
INORGANIC ANALYSIS DATA SHEET
METALS - DISSOLVED

Client Sample ID: MSA-SW44D-061416 Lab Sample ID: 240-66021-32

Lab Name: TestAmerica Canton Job No.: 240-66021-1

SDG ID.:

Matrix: Water Date Sampled: 06/14/2016 10:26

Reporting Basis: WET Date Received: 06/15/2016 09:10

CAS No.	Analyte	Result	RL		Units	C	Q	DIL	Method
	Hardness as calcium carbonate	610	33		mg/L			1	SM 2340B
	Calcium hardness as calcium carbonate	120	12		mg/L			1	SM 2340B
	Magnesium hardness as calcium carbonate	490	21		mg/L			1	SM 2340B

1A-IN
INORGANIC ANALYSIS DATA SHEET
METALS - DISSOLVED

Client Sample ID: MSA-SW45A-061416 Lab Sample ID: 240-66021-33

Lab Name: TestAmerica Canton Job No.: 240-66021-1

SDG ID.:

Matrix: Water Date Sampled: 06/14/2016 09:53

Reporting Basis: WET Date Received: 06/15/2016 09:10

CAS No.	Analyte	Result	RL	MDL	Units	C	Q	DIL	Method
7440-36-0	Antimony	0.16	2.0	0.16	ug/L	J		1	6020
7440-38-2	Arsenic	1.7	5.0	0.49	ug/L	J		1	6020
7440-39-3	Barium	35	5.0	1.1	ug/L		B	1	6020
7440-41-7	Beryllium	1.0	1.0	0.053	ug/L	U		1	6020
7440-43-9	Cadmium	0.16	1.0	0.061	ug/L	J		1	6020
7440-47-3	Chromium	2.0	2.0	0.60	ug/L	U		1	6020
7440-48-4	Cobalt	0.51	1.0	0.021	ug/L	J		1	6020
7440-50-8	Copper	3.6	2.0	0.75	ug/L			1	6020
7439-92-1	Lead	0.19	1.0	0.11	ug/L	J		1	6020
7439-98-7	Molybdenum	1.7	10	0.23	ug/L	J		1	6020
7440-02-0	Nickel	2.3	2.0	0.23	ug/L			1	6020
7782-49-2	Selenium	0.64	5.0	0.25	ug/L	J		1	6020
7440-22-4	Silver	1.0	1.0	0.020	ug/L	U		1	6020
7440-28-0	Thallium	1.0	1.0	0.074	ug/L	U		1	6020
7440-62-2	Vanadium	0.58	5.0	0.23	ug/L	J		1	6020
7440-66-6	Zinc	20	20	7.3	ug/L	U		1	6020
7440-33-7	Tungsten	10	10	0.50	ug/L	U		1	6020
7439-97-6	Mercury	0.20	0.20	0.090	ug/L	U		1	7470A

1A-IN
INORGANIC ANALYSIS DATA SHEET
METALS - DISSOLVED

Client Sample ID: MSA-SW45A-061416 Lab Sample ID: 240-66021-33

Lab Name: TestAmerica Canton Job No.: 240-66021-1

SDG ID.:

Matrix: Water Date Sampled: 06/14/2016 09:53

Reporting Basis: WET Date Received: 06/15/2016 09:10

CAS No.	Analyte	Result	RL		Units	C	Q	DIL	Method
	Hardness as calcium carbonate	640	33		mg/L			1	SM 2340B
	Calcium hardness as calcium carbonate	130	12		mg/L			1	SM 2340B
	Magnesium hardness as calcium carbonate	510	21		mg/L			1	SM 2340B

1A-IN
INORGANIC ANALYSIS DATA SHEET
METALS - DISSOLVED

Client Sample ID: MSA-SW45B-061416 Lab Sample ID: 240-66021-34

Lab Name: TestAmerica Canton Job No.: 240-66021-1

SDG ID.:

Matrix: Water Date Sampled: 06/14/2016 09:57

Reporting Basis: WET Date Received: 06/15/2016 09:10

CAS No.	Analyte	Result	RL	MDL	Units	C	Q	DIL	Method
7440-36-0	Antimony	2.0	2.0	0.16	ug/L	U		1	6020
7440-38-2	Arsenic	1.8	5.0	0.49	ug/L	J		1	6020
7440-39-3	Barium	33	5.0	1.1	ug/L		B	1	6020
7440-41-7	Beryllium	1.0	1.0	0.053	ug/L	U		1	6020
7440-43-9	Cadmium	0.16	1.0	0.061	ug/L	J		1	6020
7440-47-3	Chromium	2.0	2.0	0.60	ug/L	U		1	6020
7440-48-4	Cobalt	0.30	1.0	0.021	ug/L	J		1	6020
7440-50-8	Copper	4.4	2.0	0.75	ug/L			1	6020
7439-92-1	Lead	0.35	1.0	0.11	ug/L	J		1	6020
7439-98-7	Molybdenum	1.5	10	0.23	ug/L	J		1	6020
7440-02-0	Nickel	2.2	2.0	0.23	ug/L			1	6020
7782-49-2	Selenium	0.95	5.0	0.25	ug/L	J		1	6020
7440-22-4	Silver	1.0	1.0	0.020	ug/L	U		1	6020
7440-28-0	Thallium	1.0	1.0	0.074	ug/L	U		1	6020
7440-62-2	Vanadium	0.71	5.0	0.23	ug/L	J		1	6020
7440-66-6	Zinc	20	20	7.3	ug/L	U		1	6020
7440-33-7	Tungsten	10	10	0.50	ug/L	U		1	6020
7439-97-6	Mercury	0.20	0.20	0.090	ug/L	U		1	7470A

1A-IN
INORGANIC ANALYSIS DATA SHEET
METALS - DISSOLVED

Client Sample ID: MSA-SW45B-061416 Lab Sample ID: 240-66021-34

Lab Name: TestAmerica Canton Job No.: 240-66021-1

SDG ID.:

Matrix: Water Date Sampled: 06/14/2016 09:57

Reporting Basis: WET Date Received: 06/15/2016 09:10

CAS No.	Analyte	Result	RL		Units	C	Q	DIL	Method
	Hardness as calcium carbonate	620	33		mg/L			1	SM 2340B
	Calcium hardness as calcium carbonate	120	12		mg/L			1	SM 2340B
	Magnesium hardness as calcium carbonate	500	21		mg/L			1	SM 2340B

1A-IN
INORGANIC ANALYSIS DATA SHEET
METALS - DISSOLVED

Client Sample ID: MSA-SW45C-061416 Lab Sample ID: 240-66021-35

Lab Name: TestAmerica Canton Job No.: 240-66021-1

SDG ID.:

Matrix: Water Date Sampled: 06/14/2016 10:00

Reporting Basis: WET Date Received: 06/15/2016 09:10

CAS No.	Analyte	Result	RL	MDL	Units	C	Q	DIL	Method
7440-36-0	Antimony	2.0	2.0	0.16	ug/L	U		1	6020
7440-38-2	Arsenic	1.8	5.0	0.49	ug/L	J		1	6020
7440-39-3	Barium	34	5.0	1.1	ug/L		B	1	6020
7440-41-7	Beryllium	1.0	1.0	0.053	ug/L	U		1	6020
7440-43-9	Cadmium	0.13	1.0	0.061	ug/L	J		1	6020
7440-47-3	Chromium	2.0	2.0	0.60	ug/L	U		1	6020
7440-48-4	Cobalt	0.17	1.0	0.021	ug/L	J		1	6020
7440-50-8	Copper	4.1	2.0	0.75	ug/L			1	6020
7439-92-1	Lead	0.11	1.0	0.11	ug/L	J		1	6020
7439-98-7	Molybdenum	1.6	10	0.23	ug/L	J		1	6020
7440-02-0	Nickel	1.8	2.0	0.23	ug/L	J		1	6020
7782-49-2	Selenium	0.84	5.0	0.25	ug/L	J		1	6020
7440-22-4	Silver	1.0	1.0	0.020	ug/L	U		1	6020
7440-28-0	Thallium	1.0	1.0	0.074	ug/L	U		1	6020
7440-62-2	Vanadium	0.61	5.0	0.23	ug/L	J		1	6020
7440-66-6	Zinc	20	20	7.3	ug/L	U		1	6020
7440-33-7	Tungsten	10	10	0.50	ug/L	U		1	6020
7439-97-6	Mercury	0.20	0.20	0.090	ug/L	U		1	7470A

1A-IN
INORGANIC ANALYSIS DATA SHEET
METALS - DISSOLVED

Client Sample ID: MSA-SW45C-061416 Lab Sample ID: 240-66021-35

Lab Name: TestAmerica Canton Job No.: 240-66021-1

SDG ID.:

Matrix: Water Date Sampled: 06/14/2016 10:00

Reporting Basis: WET Date Received: 06/15/2016 09:10

CAS No.	Analyte	Result	RL		Units	C	Q	DIL	Method
	Hardness as calcium carbonate	630	33		mg/L			1	SM 2340B
	Calcium hardness as calcium carbonate	120	12		mg/L			1	SM 2340B
	Magnesium hardness as calcium carbonate	510	21		mg/L			1	SM 2340B

1A-IN
INORGANIC ANALYSIS DATA SHEET
METALS - DISSOLVED

Client Sample ID: MSA-SW45D-061416 Lab Sample ID: 240-66021-36

Lab Name: TestAmerica Canton Job No.: 240-66021-1

SDG ID.:

Matrix: Water Date Sampled: 06/14/2016 10:06

Reporting Basis: WET Date Received: 06/15/2016 09:10

CAS No.	Analyte	Result	RL	MDL	Units	C	Q	DIL	Method
7440-36-0	Antimony	2.0	2.0	0.16	ug/L	U		1	6020
7440-38-2	Arsenic	1.7	5.0	0.49	ug/L	J		1	6020
7440-39-3	Barium	33	5.0	1.1	ug/L		B	1	6020
7440-41-7	Beryllium	1.0	1.0	0.053	ug/L	U		1	6020
7440-43-9	Cadmium	0.15	1.0	0.061	ug/L	J		1	6020
7440-47-3	Chromium	2.0	2.0	0.60	ug/L	U		1	6020
7440-48-4	Cobalt	0.15	1.0	0.021	ug/L	J		1	6020
7440-50-8	Copper	4.2	2.0	0.75	ug/L			1	6020
7439-92-1	Lead	1.0	1.0	0.11	ug/L	U		1	6020
7439-98-7	Molybdenum	1.6	10	0.23	ug/L	J		1	6020
7440-02-0	Nickel	1.8	2.0	0.23	ug/L	J		1	6020
7782-49-2	Selenium	0.59	5.0	0.25	ug/L	J		1	6020
7440-22-4	Silver	1.0	1.0	0.020	ug/L	U		1	6020
7440-28-0	Thallium	1.0	1.0	0.074	ug/L	U		1	6020
7440-62-2	Vanadium	0.44	5.0	0.23	ug/L	J		1	6020
7440-66-6	Zinc	20	20	7.3	ug/L	U		1	6020
7440-33-7	Tungsten	10	10	0.50	ug/L	U		1	6020
7439-97-6	Mercury	0.20	0.20	0.090	ug/L	U		1	7470A

1A-IN
INORGANIC ANALYSIS DATA SHEET
METALS - DISSOLVED

Client Sample ID: MSA-SW45D-061416 Lab Sample ID: 240-66021-36

Lab Name: TestAmerica Canton Job No.: 240-66021-1

SDG ID.:

Matrix: Water Date Sampled: 06/14/2016 10:06

Reporting Basis: WET Date Received: 06/15/2016 09:10

CAS No.	Analyte	Result	RL		Units	C	Q	DIL	Method
	Hardness as calcium carbonate	620	33		mg/L			1	SM 2340B
	Calcium hardness as calcium carbonate	120	12		mg/L			1	SM 2340B
	Magnesium hardness as calcium carbonate	500	21		mg/L			1	SM 2340B

Appendix C

Support Documentation

LMC - MSA FROG MORTAR CREEK
SDG 240-66021-1

SAMPLE IDENTIFICATION	MSA-SW43A-061416	
COMPOUND	CIS-1,2-DICHLOROETHENE	
COMPOUND AREA	107852	
INTERNAL STANDARD AMOUNT (ng)	100	
VOLUME WATER PURGED (ml)	5	
DILUTION FACTOR	1	
INTERNAL STANDARD AREA	693989	
AVERAGE RRF	0.5007	
ml to µl	1000	
ng to µg	1000	
=	6.21	µg/L

107852 x 100 ng x 1 x 1000ml x 1µg /(693989 x 0.5007 x 5ml x 1L x 1000ng)

TestAmerica Canton

Target Compound Quantitation Report

Data File: \\ChromNA\Canton\ChromData\A3UX9\20160616-55507.b\UX956648.D
Lims ID: 240-66021-B-25
Client ID: MSA-SW43A-061416
Sample Type: Client
Inject. Date: 16-Jun-2016 20:26:30 ALS Bottle#: 11 Worklist Smp#: 12
Purge Vol: 5.000 mL Dil. Factor: 1.0000
Sample Info: 240-0055507-012
Operator ID: 1904 Instrument ID: A3UX9

Method: \\ChromNA\Canton\ChromData\A3UX9\20160616-55507.b\8260_9.m
Limit Group: MSV 8260C ICAL
Last Update: 16-Jun-2016 21:46:53 Calib Date: 03-May-2016 21:09:30
Integrator: RTE ID Type: Deconvolution ID
Quant Method: Internal Standard Quant By: Initial Calibration
Last ICal File: \\ChromNA\Canton\ChromData\A3UX9\20160503-54115.b\UX955811.D

Column 1 : DB-624 (0.18 mm) Det: MS SCAN
Process Host: XAWRK027

First Level Reviewer: laveyt Date: 16-Jun-2016 21:46:53

Compound	Sig	RT (min.)	Exp RT (min.)	Dlt RT (min.)	Q	Response	OnCol Amt ug/l	Flags
* 1 Fluorobenzene	96	5.403	5.406	-0.003	99	693989	20.0	
* 2 Chlorobenzene-d5	117	8.077	8.081	-0.004	85	538685	20.0	
* 3 1,4-Dichlorobenzene-d4	152	10.314	10.317	-0.003	95	223286	20.0	
$ 4 Dibromofluoromethane (Surr	113	4.835	4.836	-0.001	94	147236	12.8	
$ 5 1,2-Dichloroethane-d4 (Sur	65	5.119	5.120	-0.001	99	183887	11.9	
$ 6 Toluene-d8 (Surr)	98	6.764	6.764	0.000	93	629051	13.6	
$ 7 4-Bromofluorobenzene (Surr	95	9.178	9.178	0.000	91	202056	11.9	
9 Dichlorodifluoromethane	85		1.700				ND	
10 Chloromethane	50		1.842				ND	
11 Vinyl chloride	62	1.960	1.960	0.000	96	75463	3.90	
13 Bromomethane	94		2.268				ND	
15 Chloroethane	64		2.374				ND	
17 Trichlorofluoromethane	101		2.587				ND	
23 Acetone	43		3.025				ND	
24 1,1-Dichloroethene	61		3.037				ND	
22 1,1,2-Trichloro-1,2,2-trif	101		3.037				ND	
26 Carbon disulfide	76		3.226				ND	
30 Methylene Chloride	49		3.451				ND	
31 2-Methyl-2-propanol	59		3.463				ND	
33 Methyl tert-butyl ether	73		3.617				ND	
34 trans-1,2-Dichloroethene	61		3.629				ND	
36 1,1-Dichloroethane	63		3.972				ND	

Compound	Sig	RT (min.)	Exp RT (min.)	Dlt RT (min.)	Q	Response	OnCol Amt ug/l	Flags
37 Vinyl acetate	43		3.995				ND	
38 Isopropyl ether	87		4.022				ND	
40 Tert-butyl ethyl ether	59		4.318				ND	
41 2-Butanone (MEK)	43		4.445				ND	
43 cis-1,2-Dichloroethene	61	4.444	4.445	-0.001	78	107852	6.21	
42 2,2-Dichloropropane	77		4.457				ND	
47 Chlorobromomethane	49		4.646				ND	
49 Chloroform	83		4.705				ND	
50 1,1,1-Trichloroethane	97		4.871				ND	
52 1,1-Dichloropropene	75		5.013				ND	
53 Carbon tetrachloride	117		5.025				ND	
55 Benzene	78		5.179				ND	
56 1,2-Dichloroethane	62		5.191				ND	
57 Tert-amyl methyl ether	73		5.253				ND	
60 Trichloroethene	130	5.722	5.723	-0.001	95	46697	3.43	
63 1,2-Dichloropropane	63		5.912				ND	
66 Dibromomethane	174		6.007				ND	
67 Dichlorobromomethane	83		6.125				ND	
69 2-Chloroethyl vinyl ether	63		6.374				ND	
71 cis-1,3-Dichloropropene	75		6.516				ND	
72 4-Methyl-2-pentanone (MIBK	43		6.634				ND	
73 Toluene	91		6.823				ND	
74 trans-1,3-Dichloropropene	75		7.001				ND	
78 Tetrachloroethene	166		7.320				ND	
77 1,3-Dichloropropane	76		7.320				ND	
80 2-Hexanone	43		7.380				ND	
82 Chlorodibromomethane	129		7.533				ND	
83 Ethylene Dibromide	107		7.652				ND	
85 Chlorobenzene	112		8.101				ND	
86 1,1,1,2-Tetrachloroethane	131		8.172				ND	
87 Ethylbenzene	106		8.196				ND	
88 m-Xylene & p-Xylene	106		8.303				ND	
89 o-Xylene	106		8.681				ND	
90 Styrene	104		8.693				ND	
91 Bromoform	173		8.882				ND	
92 Isopropylbenzene	105		9.036				ND	
94 1,1,2,2-Tetrachloroethane	83		9.297				ND	
95 Bromobenzene	156		9.344				ND	
97 1,2,3-Trichloropropane	110		9.356				ND	
98 N-Propylbenzene	120		9.427				ND	
100 2-Chlorotoluene	126		9.521				ND	
102 4-Chlorotoluene	126		9.628				ND	

Compound	Sig	RT (min.)	Exp RT (min.)	Dlt RT (min.)	Q	Response	OnCol Amt ug/l	Flags
104 tert-Butylbenzene	119		9.924				ND	
106 1,2,4-Trimethylbenzene	105		9.971				ND	
107 sec-Butylbenzene	134		10.137				ND	
108 1,3-Dichlorobenzene	146		10.255				ND	
109 4-Isopropyltoluene	119		10.279				ND	
110 1,4-Dichlorobenzene	146	10.337	10.338	-0.001	34	3022	0.1233	
111 1,2,3-Trimethylbenzene	105		10.388				ND	
113 n-Butylbenzene	91		10.681				ND	
114 1,2-Dichlorobenzene	146		10.716				ND	
115 1,2-Dibromo-3-Chloropropan	157		11.486				ND	
117 1,2,4-Trichlorobenzene	180		12.314				ND	
118 Hexachlorobutadiene	225		12.491				ND	
119 Naphthalene	128		12.574				ND	
120 1,2,3-Trichlorobenzene	180		12.835				ND	
S 131 Xylenes, Total	106		16.830				ND	
T 157 Chlorodifluoromethane TIC	51		1.970				ND	

Reagents:

vm100ss_stk_00022	Amount Added:	0.65	Units: uL	Run Reagent
vm100is_stk_00027	Amount Added:	1.00	Units: uL	Run Reagent
vmDist_H2o_00072	Amount Added:	0.00	Units:	Run Reagent

Sample Report

Sample Table

Sample Name	240-66021-d-9-a
Data File Name	150SMPL.d
Data Path Name	D:\Analytical Runs\I10061716B.b
Acq Date Time	2016-06-17T20:56:44-04:00
Sample Type	Sample
Dilution	1
Comment	
ISTD Ref FileName	002CALB.d
Sample QC Pass/Fail	Fail
ISTD Pass/Fail	Pass

MSA-SW43A-061416

QC Analyte Table

Name	Mass	ISTD Mass	Tune Step	Tune Mode	Conc	FinalConc	Conc %RSD	CPS	%RSD	LDR	QC Flag
Li	7	45	2	NoGas	17.310	17.310	0.37	498785	0.00	10000	
Be	9	45	2	NoGas	0.053	0.053	26.77	452	0.01	2000	
B	11	45	2	NoGas	475.390	475.390	0.30	1727445	0.03	300	>LDR
Na	23	45	1	He	1016678.176	1016678.176	3.85	741114371	0.14	500000	>LDR
Mg	24	45	1	He	125871.703	125871.703	3.66	48851313	0.26	500000	
Al	27	45	1	He	12.178	12.178	2.47	2641	0.46	200000	
K	39	45	1	He	40908.175	40908.175	2.85	8766997	0.47	500000	
Ca	44	45	1	He	50267.848	50267.848	3.38	593031	8.48	500000	
Ti	47	45	1	He	0.312	0.312	14.72	31	1.00	2500	
V	51	45	1	He	0.537	0.537	26.29	2302	0.02	10000	
Cr	52	45	1	He	0.208	0.208	26.88	3100	0.01	10000	
Mn	55	45	1	He	128.540	128.540	4.18	216712	0.06	10000	
Fe	56	45	1	He	16.909	16.909	4.26	45336	0.04	200000	
Co	59	45	1	He	0.289	0.289	11.19	1643	0.02	5000	
Ni	60	45	1	He	2.032	2.032	5.96	3154	0.06	10000	
Cu	63	45	1	He	2.631	2.631	5.92	13486	0.02	10000	
Zn	66	45	1	He	1.644	1.644	15.88	2213	0.07	10000	
As	75	115	1	He	1.872	1.872	4.06	644	0.29	10000	
Se	78	115	1	He	1.046	1.046	21.93	31	3.36	10000	
Sr	88	103	1	He	912.458	912.458	1.09	1318292	0.07	10000	
Mo	95	103	1	He	1.635	1.635	1.79	2326	0.07	2000	
Ag	107	103	1	He	0.011	0.011	30.50	63	0.02	300	
Cd	111	115	1	He	0.102	0.102	9.63	62	0.17	4000	
Sn	118	115	1	He	-0.752	-0.752	-15.28	1404	-0.05	2000	
Sb	123	115	1	He	0.155	0.155	25.46	260	0.06	200	
Ba	137	115	1	He	36.751	36.751	2.68	16991	0.22	10000	
W	182	159	1	He	0.092	0.092	27.52	1293	0.01	2500	
Tl	205	165	1	He	0.023	0.023	10.83	182	0.01	2000	
Pb	208	165	1	He	0.108	0.108	5.19	1204	0.01	4000	

QC ISTD Table

Name	Mass	Tune Step	Tune Mode	CPS	%RSD	Ref CPS	%Rec	%QC Low	%QC High	QC Flag
Li	6	2	NoGas	1664851	0.66	2123197	78.41	60	120	
Sc	45	1	He	261667	0.59	304724	85.87	60	120	
Sc	45	2	NoGas	8386842	0.36	9547767	87.84	60	120	
Rh	103	1	He	955842	2.09	1328287	71.96	60	120	
In	115	1	He	317195	0.90	399578	79.38	60	120	
Tb	159	1	He	974813	0.47	1274998	76.46	60	120	
Ho	165	1	He	911114	0.92	1171822	77.75	60	120	
Bi	209	1	He	514034	1.29	691471	74.34	60	120	

PDF created with pdfFactory trial version www.pdffactory.com

0.4/1.7 0.2/1.5 0.0/1.3 2.2/3.5

North Canton
4101 Shuffel Street, N. W.

North Canton, OH 44720
phone 330.497.9396 fax 330.497.0772

180325

BALTIMORE

Chain of Custody Record

TestAmerica
THE LEADER IN ENVIRONMENTAL TESTING

TestAmerica Laboratories, Inc.

Client Contact	Project Manager: Tony Apanavage	Site Contact: Tony Apanavage	Date: 6/14/2016	COC No:
Tetra Tech	Tel/Fax: 301-233-8230 (cell)	Lab Contact: John McFadden	Carrier: Fedex	1 of 4 COCs
20251 Century Blvd, Suite 200	Analysis Turnaround Time			Job No.
Germantown, MD 20874	Calendar (C) or Work Days (W) _____			
(301) 528-3021 Phone	TAT if different from Below: STANDARD			SDG No.
(301) 528-3000 FAX	☐ 2 weeks			
Project Name: MSA Surface Water Sampling	☐ 1 week			Sampler: MULLIS
Site: MSA Frog Mortar Creek	☐ 2 days			
Project # 112IC07804.09	☐ 1 day			Sample Specific Notes:

Sample Identification	Sample Date	Sample Time	Sample Type	Matrix	# of Cont.	Filtered Sample	VOCs + Freon 113/22 + TIC (8260C)	Dissolved Metals (6020B/7470A)	Hardness
MSA-SW37A-061416	6/14/2016	1253	SW	Water	4	x	x	x	x
MSA-SW37B-061416	6/14/2016	1300	SW	Water	4	x	x	x	x
MSA-SW37C-061416	6/14/2016	1305	SW	Water	4	x	x	x	x
MSA-SW37D-061416	6/14/2016	1308	SW	Water	4	x	x	x	x
MSA-SW38A-061416	6/14/2016	1134	SW	Water	4	x	x	x	x
MSA-SW38B-061416	6/14/2016	1136	SW	Water	4	x	x	x	x
MSA-SW38C-061416	6/14/2016	1145	SW	Water	4	x	x	x	x
MSA-SW38D-061416	6/14/2016	1149	SW	Water	4	x	x	x	x
MSA-SW39A-061416	6/14/2016	0923	SW	Water	4	x	x	x	x
MSA-SW39B-061416	6/14/2016	0932	SW	Water	4	x	x	x	x
MSA-SW39C-061416	6/14/2016	0939	SW	Water	4	x	x	x	x
MSA-SW39D-061416	6/14/2016	0945	SW	Water	4	x	x	x	x
							2	4	4

Page 804 of 810

240-66021 Chain of Custody

Preservation Used: (1= Ice), 2= HCl; 3= H2SO4; 4=HNO3; 5=NaOH; 6= Other _____

Possible Hazard Identification
☒ *Non-Hazard* ☐ *Flammable* ☐ *Skin Irritant* *Poison B* ☐ *Unknown* ☐

Sample Disposal (A fee may be assessed if samples are retained longer than 1 month)
☐ *Return To Client* ☒ *Disposal By Lab* ☐ *Archive For* _____ *Months*

Special Instructions/QC Requirements & Comments: **DISSOLVED METALS FILTERED IN FIELD**

	Company:	Date/Time:	Received by:	Company:	Date/Time:
Relinquished by:	Tetra Tech	6/14/16 1630		TA	6/14/16 1630
Relinquished by:	TestAmerica	6/14/16 1725		TA	6-15-16 910
Relinquished by:					

Form No. CA-C-WI-002, Rev. 2, dated 03/06/2012

North Canton
4101 Shuffel Street, N. W.

North Canton, OH 44720
phone 330.497.9396 fax 330.497.0772

180325

BALTIMORE

Chain of Custody Record

TestAmerica
THE LEADER IN ENVIRONMENTAL TESTING

TestAmerica Laboratories, Inc.

Client Contact		Project Manager: Tony Apanavage	Site Contact: Tony Apanavage	Date: 6/14/2016	COC No:
Tetra Tech		Tel/Fax: 301-233-8230 (cell)	Lab Contact: Pat Omeara	Carrier: Fedex	2 of 4 COCs
20251 Century Blvd, Suite 200		Analysis Turnaround Time			Job No.
Germantown, MD 20874		Calendar (C) or Work Days (W) _____			
(301) 528-3021	Phone	TAT if different from Below: STANDARD			SDG No.
(301) 528-3000	FAX	☐ 2 weeks			
Project Name: MSA Surface Water Sampling		☐ 1 week			Sampler: Mullis
Site: MSA Frog Mortar Creek		☐ 2 days			
Project # 112IC07804.09		☐ 1 day			Sample Specific Notes:

Sample Identification	Sample Date	Sample Time	Sample Type	Matrix	# of Cont.	Filtered Sample	VOCs + Freon 113/22 + TIC (8260C)	Dissolved Metals (6020B/7470A)	Hardness
MSA-SW40A-061416	6/14/2016	1200	SW	Water	4	x	x	x	x
MSA-SW40B-061416	6/14/2016	1205	SW	Water	4	x	x	x	x
MSA-SW40C-061416	6/14/2016	1210	SW	Water	4	x	x	x	x
MSA-SW40D-061416	6/14/2016	1214	SW	Water	4	x	x	x	x
MSA-SW41A-061416	6/14/2016	1100	SW	Water	4	x	x	x	x
MSA-SW41B-061416	6/14/2016	1105	SW	Water	4	x	x	x	x
MSA-SW41C-061416	6/14/2016	1109	SW	Water	4	x	x	x	x
MSA-SW41D-061416	6/14/2016	1113	SW	Water	4	x	x	x	x
MSA-SW42A-061416	6/14/2016	1231	SW	Water	4	x	x	x	x
MSA-SW42B-061416	6/14/2016	1236	SW	Water	4	x	x	x	x
MSA-SW42C-061416	6/14/2016	1243	SW	Water	4	x	x	x	x
MSA-SW42D-061416	6/14/2016	1246	SW	Water	4	x	x	x	x
							2	4	4

Preservation Used: (1=Ice), 2= HCl; 3= H2SO4; 4=HNO3; 5=NaOH; 6= Other _____

Possible Hazard Identification
(X) *Non-Hazard* ☐ *Flammable* ☐ *Skin Irritant* *Poison B* ☐ *Unknown* ☐

Sample Disposal (A fee may be assessed if samples are retained longer than 1 month)
☐ *Return To Client* (X) *Disposal By Lab* ☐ *Archive For* _____ *Months*

Special Instructions/QC Requirements & Comments: **DISSOLVED METALS FILTERED IN FIELD**

Relinquished by:		Company: Tetra Tech	Date/Time: 6/14/16 1630	Received by:		Company: TT	Date/Time: 6/14/16 1630
Relinquished by:		Company: TT	Date/Time: 6/14/16 1725	Received by:		Company: TA	Date/Time: 6-15-16 910
Relinquished by:		Company:	Date/Time:	Received by:		Company:	Date/Time:

Form No. CA-C-WI-002, Rev. 2, dated 03/06/2012

North Canton
4101 Shuffel Street, N. W.

North Canton, OH 44720
phone 330.497.9396 fax 330.497.0772

180325

BALTIMORE

Chain of Custody Record

TestAmerica
THE LEADER IN ENVIRONMENTAL TESTING

TestAmerica Laboratories, Inc.

Client Contact	Project Manager: Tony Apanavage	Site Contact: Tony Apanavage	Date: 6/14/2016	COC No:
Tetra Tech	Tel/Fax: 301-233-8230 (cell)	Lab Contact: Pat Omeara	Carrier: Fedex	3 of 4 COCs
20251 Century Blvd, Suite 200	Analysis Turnaround Time			Job No.
Germantown, MD 20874	Calendar (C) or Work Days (W) _____			
(301) 528-3021 Phone	TAT if different from Below: STANDARD			SDG No.
(301) 528-3000 FAX	☐ 2 weeks			
Project Name: MSA Surface Water Sampling	☐ 1 week			Sampler: Mullis
Site: MSA Frog Mortar Creek	☐ 2 days			
Project # 112IC07804.09	☐ 1 day			Sample Specific Notes:

Sample Identification	Sample Date	Sample Time	Sample Type	Matrix	# of Cont.	Filtered Sample	VOCs + Freon 113/22 + TIC (8260C)	Dissolved Metals (6020B/7470A)	Hardness
MSA-SW43A-061416	6/14/2016	1034	SW	Water	4	x	x	x	x
MSA-SW43B-061416	6/14/2016	1038	SW	Water	4	x	x	x	x
MSA-SW43C-061416	6/14/2016	1043	SW	Water	4	x	x	x	x
MSA-SW43D-061416	6/14/2016	1047	SW	Water	4	x	x	x	x
MSA-SW44A-061416	6/14/2016	1012	SW	Water	4	x	x	x	x
MSA-SW44B-061416	6/14/2016	1017	SW	Water	4	x	x	x	x
MSA-SW44C-061416	6/14/2016	1021	SW	Water	4	x	x	x	x
MSA-SW44D-061416	6/14/2016	1026	SW	Water	4	x	x	x	x
MSA-SW45A-061416	6/14/2016	0953	SW	Water	4	x	x	x	x
MSA-SW45B-061416	6/14/2016	0957	SW	Water	4	x	x	x	x
MSA-SW45C-061416	6/14/2016	1000	SW	Water	4	x	x	x	x
MSA-SW45D-061416	6/14/2016	1006	SW	Water	4	x	x	x	x
							2	4	4

Preservation Used: 1= Ice, 2= HCl; 3= H2SO4; 4=HNO3; 5=NaOH; 6= Other _____

Possible Hazard Identification
☒ *Non-Hazard* ☐ *Flammable* ☐ *Skin Irritant* ☐ *Poison B* ☐ *Unknown*

Sample Disposal (A fee may be assessed if samples are retained longer than 1 month)
☐ *Return To Client* ☒ *Disposal By Lab* ☐ *Archive For* _____ *Months*

Special Instructions/QC Requirements & Comments: **DISSOLVED METALS FILTERED IN FIELD**

	Company:	Date/Time:	Received by:	Company:	Date/Time:
Relinquished by:	Tetra Tech	6/14/16 1630		TA	6/14/16 1620
Relinquished by:	TA	6/14/16 1725		TA	6-15-16 910
Relinquished by:	Company:	Date/Time:	Received by:	Company:	Date/Time:

Form No. CA-C-WI-002, Rev. 2, dated 03/06/2012

180325

North Canton
4101 Shuffel Street, N. W.

North Canton, OH 44720
phone 330.497.9396 fax 330.497.0772

BALTIMORE

Chain of Custody Record

TestAmerica
THE LEADER IN ENVIRONMENTAL TESTING

TestAmerica Laboratories, Inc.

Client Contact	Project Manager: Tony Apanavage	Site Contact: Tony Apanavage	Date: 6/14/2016	COC No:
Tetra Tech	Tel/Fax: 301-233-8230 (cell)	Lab Contact: Pat Omeara	Carrier: Fedex	4 of 4 COCs
20251 Century Blvd, Suite 200	Analysis Turnaround Time			Job No.
Germantown, MD 20874	Calendar (C) or Work Days (W) _____			
(301) 528-3021 Phone	TAT if different from Below: STANDARD			SDG No.
(301) 528-3000 FAX	☐ 2 weeks			
Project Name: MSA Surface Water Sampling	☐ 1 week			Sampler: Mullis
Site: MSA Frog Mortar Creek	☐ 2 days			
Project # 112IC07804.09	☐ 1 day			Sample Specific Notes:

Sample Identification	Sample Date	Sample Time	Sample Type	Matrix	# of Cont.	Filtered Sample	VOCs + Rpt Alk (Soil)	
EL-SW01A-061416	6/14/2016	0848	SW	AQ	3		x	
EL-SW01B-061416	6/14/2016	0855	SW	AQ	3		x	
EL-SW01C-061416	6/14/2016	0900	SW	AQ	3		x	
EL-SW01D-061416	6/14/2016	0906	SW	AQ	3		x	
TB-061416	–	–	TB	AQ	2		x	Trip Blank
MSA-SW46A-061416	6/14/2016	1219	SW	AQ	3		x	
MSA-SW47A-061416	6/14/2016	1155	SW	AQ	3		x	
MSA-SW48A-061416	6/14/2016	1119	SW	AQ	3		x	
MSA-SW49A-061416	6/14/2016	1051	SW	AQ	3		x	
							2	

6/14/16

Preservation Used: 1= Ice, 2= HCl; 3= H2SO4; 4=HNO3; 5=NaOH; 6= Other _____

Possible Hazard Identification
☒ Non-Hazard ☐ Flammable ☐ Skin Irritant ☐ Poison B ☐ Unknown ☐

Sample Disposal (A fee may be assessed if samples are retained longer than 1 month)
☐ Return To Client ☒ Disposal By Lab ☐ Archive For _____ Months

Special Instructions/QC Requirements & Comments: **DISSOLVED METALS FILTERED IN FIELD**, VOCs only for EL-01A-D 46A, 47A, 48A, 49A

	Company:	Date/Time:	Received by:	Company:	Date/Time:
Relinquished by:	Tetra Tech	6/14/16 1630		TA	6/14/16 1650
Relinquished by:	TA	6/14/16 1725		TA	6-15-16 910
Relinquished by:					

Form No. CA-C-WI-002, Rev. 2, dated 03/06/2012

TestAmerica Canton Sample Receipt Form/Narrative **Login # :** 66021
Canton Facility

Client Tetra tech Site Name _____ Cooler unpacked by: [signature]

Cooler Received on 6-15-16 Opened on 6-15-16

FedEx: 1st Grd Exp UPS FAS Stetson Client Drop Off TestAmerica Courier Other _____

Receipt After-hours: Drop-off Date/Time _____ Storage Location _____

TestAmerica Cooler # _____ Foam Box Client Cooler Box Other _____

Packing material used: Bubble Wrap Foam Plastic Bag None Other _____

COOLANT: Wet Ice Blue Ice Dry Ice Water None

1. Cooler temperature upon receipt ☐ See Multiple Cooler Form
   IR GUN# IR-8 (CF +1.3 °C) Observed Cooler Temp. _____ °C Corrected Cooler Temp. _____ °C
   IR GUN #36 (CF +1.0°C) Observed Cooler Temp. _____ °C Corrected Cooler Temp. _____ °C
2. Were custody seals on the outside of the cooler(s)? If Yes Quantity 1 Yes No
   -Were custody seals on the outside of the cooler(s) signed & dated? Yes No NA
   -Were custody seals on the bottle(s) or bottle kits (LLHg/MeHg)? Yes No
3. Shippers' packing slip attached to the cooler(s)? Yes No
4. Did custody papers accompany the sample(s)? Yes No
5. Were the custody papers relinquished & signed in the appropriate place? Yes No
6. Was/were the person(s) who collected the samples clearly identified on the COC? Yes No
7. Did all bottles arrive in good condition (Unbroken)? Yes No
8. Could all bottle labels be reconciled with the COC? Yes No
9. Were correct bottle(s) used for the test(s) indicated? Yes No
10. Sufficient quantity received to perform indicated analyses? Yes No
11. Are these work share samples? Yes No
    If yes, Questions 11-15 have been checked at the originating laboratory.
11. Were sample(s) at the correct pH upon receipt? Yes No NA pH Strip Lot# **HC574756**
12. Were VOAs on the COC? Yes No
13. Were air bubbles >6 mm in any VOA vials? Yes No NA
14. Was a VOA trip blank present in the cooler(s)? Trip Blank Lot # _____ Yes No
15. Was a LL Hg or Me Hg trip blank present? _____ Yes No

Contacted PM _____ Date _____ by _____ via Verbal Voice Mail Other

Concerning _____

14. CHAIN OF CUSTODY & SAMPLE DISCREPANCIES Samples processed by:

15. SAMPLE CONDITION

Sample(s) _____ were received after the recommended holding time had expired.

Sample(s) _____ were received in a broken container.

Sample(s) _____ were received with bubble >6 mm in diameter. (Notify PM)

16. SAMPLE PRESERVATION

Sample(s) _____ were further preserved in the laboratory.

Time preserved: _____ Preservative(s) added/Lot number(s): _____.

Ref: SOP NC-SC-0005, Sample Receiving
L:\QAQC\QA Department\QA TARDIS\Document Control\Work Instructions\In Revision\WI-NC-099-061316 Cooler Receipt Form.doc djl

CASE NARRATIVE

Client: Tetra Tech, Inc.

Project: MSA Surface Water

Report Number: 240-66021-1

With the exceptions noted as flags or footnotes, standard analytical protocols were followed in the analysis of the samples and no problems were encountered or anomalies observed. In addition all laboratory quality control samples were within established control limits, with any exceptions noted below. Each sample was analyzed to achieve the lowest possible reporting limit within the constraints of the method. In some cases, due to interference or analytes present at high concentrations, samples were diluted. For diluted samples, the reporting limits are adjusted relative to the dilution required.

TestAmerica Canton attests to the validity of the laboratory data generated by TestAmerica facilities reported herein. All analyses performed by TestAmerica facilities were done using established laboratory SOPs that incorporate QA/QC procedures described in the application methods. TestAmerica's operations groups have reviewed the data for compliance with the laboratory QA/QC plan, and data have been found to be compliant with laboratory protocols unless otherwise noted below.

The test results in this report meet all NELAP requirements for parameters for which accreditation is required or available. Any exceptions to NELAP requirements are noted in this report. Pursuant to NELAP, this report may not be reproduced, except in full, without the written approval of the laboratory.

Calculations are performed before rounding to avoid round-off errors in calculated results.

All holding times were met and proper preservation noted for the methods performed on these samples, unless otherwise detailed in the individual sections below.

This laboratory report is confidential and is intended for the sole use of TestAmerica and its client.

RECEIPT

The samples were received on 6/15/2016 9:10 AM; the samples arrived in good condition, properly preserved and, where required, on ice. The temperatures of the 4 coolers at receipt time were 1.3º C, 1.5º C, 1.7º C and 3.5º C.

VOLATILE ORGANIC COMPOUNDS (GCMS)

Samples MSA-SW37A-061416 (240-66021-1), MSA-SW37B-061416 (240-66021-2), MSA-SW37C-061416 (240-66021-3), MSA-SW37D-061416 (240-66021-4), MSA-SW38A-061416 (240-66021-5), MSA-SW38B-061416 (240-66021-6), MSA-SW38C-061416 (240-66021-7), MSA-SW38D-061416 (240-66021-8), MSA-SW39A-061416 (240-66021-9), MSA-SW39B-061416 (240-66021-10), MSA-SW39C-061416 (240-66021-11), MSA-SW39D-061416 (240-66021-12), MSA-SW40A-061416 (240-66021-13), MSA-SW40B-061416 (240-66021-14), MSA-SW40C-061416 (240-66021-15), MSA-SW40D-061416 (240-66021-16), MSA-SW41A-061416 (240-66021-17), MSA-SW41B-061416 (240-66021-18), MSA-SW41C-061416 (240-66021-19), MSA-SW41D-061416 (240-66021-20), MSA-SW42A-061416 (240-66021-21), MSA-SW42B-061416 (240-66021-22), MSA-SW42C-061416 (240-66021-23), MSA-SW42D-061416 (240-66021-24), MSA-SW43A-061416 (240-66021-25), MSA-SW43B-061416 (240-66021-26), MSA-SW43C-061416 (240-66021-27), MSA-SW43D-061416 (240-66021-28), MSA-SW44A-061416 (240-66021-29), MSA-SW44B-061416 (240-66021-30), MSA-SW44C-061416 (240-66021-31), MSA-SW44D-061416 (240-66021-32), MSA-SW45A-061416 (240-66021-33), MSA-SW45B-061416 (240-66021-34), MSA-SW45C-061416 (240-66021-35), MSA-SW45D-061416 (240-66021-36), EL-SW01A-061416 (240-66021-37), EL-SW01B-061416 (240-66021-38), EL-SW01C-061416 (240-66021-39), EL-SW01D-061416 (240-66021-40), TB-061416 (240-66021-41), MSA-SW46A-061416 (240-66021-42), MSA-SW47A-061416 (240-66021-43), MSA-SW48A-061416 (240-66021-44) and MSA-SW49A-061416 (240-66021-45) were analyzed for volatile organic compounds (GCMS) in accordance with EPA SW-846 Method 8260C. The samples were analyzed on 06/16/2016 and 06/17/2016.

1,2,3-Trichlorobenzene was detected in method blank MB 240-234859/7 at a level that was above the method detection limit but below the reporting limit. The value should be considered an estimate, and has been flagged. If the associated sample reported a result above the MDL and/or RL, the result has been flagged. Refer to the QC report for details.

The continuing calibration verification (CCV) for analytical batch 234854 exceeded control criteria for multiple compounds. The samples associated with this CCV were non-detects for the affected analytes. In accordance with the laboratory SOP, a low level CCV at the reporting limit (labeled as an MRL) was analyzed and the affected compounds were detected; therefore the data has been reported. No further corrective action was required.
MSA-SW37A-061416 (240-66021-1), MSA-SW37B-061416 (240-66021-2), MSA-SW37C-061416 (240-66021-3), MSA-SW37D-061416 (240-66021-4), MSA-SW38A-061416 (240-66021-5), MSA-SW38B-061416 (240-66021-6), MSA-SW38C-061416 (240-66021-7), MSA-SW38D-061416 (240-66021-8), MSA-SW39A-061416 (240-66021-9), MSA-SW39B-061416 (240-66021-10), MSA-SW39C-061416 (240-66021-11), MSA-SW39D-061416 (240-66021-12), MSA-SW40A-061416 (240-66021-13), MSA-SW40B-061416 (240-66021-14), MSA-SW40C-061416 (240-66021-15), MSA-SW40D-061416 (240-66021-16), MSA-SW41A-061416 (240-66021-17),

MSA-SW41B-061416 (240-66021-18), MSA-SW41C-061416 (240-66021-19) and MSA-SW41D-061416 (240-66021-20)

The laboratory control sample (LCS) for analytical batch 240-234859 recovered outside control limits for the following analytes: bromoform, and hexachlorobutadiene. These analytes were biased high in the LCS and were not detected in the associated samples; therefore, the data have been reported.

The continuing calibration verification (CCV) analyzed in batch 240-234859 was outside the method criteria for multiple analytes. A CCV standard at or below the reporting limit (RL) was analyzed with the affected samples and found to be acceptable. As indicated in the reference method, sample analysis may proceed; however, any detection for the affected analyte(s) is considered estimated.

The laboratory control sample (LCS) for analytical batch 240-234863 recovered outside control limits for 2-chloroethyl vinyl ether. This analyte has been identified as a poor performing analyte when analyzed using this method; therefore, re-extraction/re-analysis was not performed. The results have been reported and qualified.

The continuing calibration verification (CCV) analyzed in batch 240-234863 was outside the method criteria for multiple compounds. A CCV standard at or below the reporting limit (RL) was analyzed with the affected samples and found to be acceptable. As indicated in the reference method, sample analysis may proceed; however, any detection for the affected analytes is considered estimated.

Insufficient sample volume was available to perform a matrix spike/matrix spike duplicate (MS/MSD) associated with analytical batch 240-234863.

Insufficient sample volume was available to perform a matrix spike/matrix spike duplicate (MS/MSD) associated with analytical batch 240-234859.

The following samples were received preserved with hydrochloric acid: MSA-SW37A-061416 (240-66021-1), MSA-SW37B-061416 (240-66021-2), MSA-SW37C-061416 (240-66021-3), MSA-SW37D-061416 (240-66021-4), MSA-SW38A-061416 (240-66021-5), MSA-SW38B-061416 (240-66021-6), MSA-SW38C-061416 (240-66021-7), MSA-SW38D-061416 (240-66021-8), MSA-SW39A-061416 (240-66021-9), MSA-SW39B-061416 (240-66021-10), MSA-SW39C-061416 (240-66021-11), MSA-SW39D-061416 (240-66021-12), MSA-SW40A-061416 (240-66021-13), MSA-SW40B-061416 (240-66021-14), MSA-SW40C-061416 (240-66021-15), MSA-SW40D-061416 (240-66021-16), MSA-SW41A-061416 (240-66021-17), MSA-SW41B-061416 (240-66021-18), MSA-SW41C-061416 (240-66021-19), MSA-SW41D-061416 (240-66021-20), MSA-SW42A-061416 (240-66021-21), MSA-SW42B-061416 (240-66021-22), MSA-SW42C-061416 (240-66021-23), MSA-SW42D-061416 (240-66021-24), MSA-SW43A-061416 (240-66021-25), MSA-SW43B-061416 (240-66021-26), MSA-SW43C-061416 (240-66021-27), MSA-SW43D-061416 (240-66021-28), MSA-SW44A-061416 (240-66021-29), MSA-SW44B-061416 (240-66021-30), MSA-SW44C-061416 (240-66021-31), MSA-SW44D-061416 (240-66021-32), MSA-SW45A-061416 (240-66021-33), MSA-SW45B-061416 (240-66021-34), MSA-SW45C-061416 (240-66021-35), MSA-SW45D-061416 (240-66021-36), EL-SW01A-061416 (240-66021-37), EL-SW01B-061416 (240-66021-38), EL-SW01C-061416 (240-66021-39), EL-SW01D-061416 (240-66021-40), TB-061416 (240-66021-41), MSA-SW46A-061416 (240-66021-42), MSA-SW47A-061416 (240-66021-43), MSA-SW48A-061416 (240-66021-44) and MSA-SW49A-061416 (240-66021-45). The requested target analyte list includes 2-chloroethyl vinyl ether, an acid-labile compound that degrades in an acidic medium.

No additional analytical or quality issues were noted, other than those described above or in the Definitions/Glossary page.

DISSOLVED METALS (ICPMS)

Samples MSA-SW37A-061416 (240-66021-1), MSA-SW37B-061416 (240-66021-2), MSA-SW37C-061416 (240-66021-3), MSA-SW37D-061416 (240-66021-4), MSA-SW38A-061416 (240-66021-5), MSA-SW38B-061416 (240-66021-6), MSA-SW38C-061416 (240-66021-7), MSA-SW38D-061416 (240-66021-8), MSA-SW39A-061416 (240-66021-9), MSA-SW39B-061416 (240-66021-10), MSA-SW39C-061416 (240-66021-11), MSA-SW39D-061416 (240-66021-12), MSA-SW40A-061416 (240-66021-13), MSA-SW40B-061416 (240-66021-14), MSA-SW40C-061416 (240-66021-15), MSA-SW40D-061416 (240-66021-16), MSA-SW41A-061416 (240-66021-17), MSA-SW41B-061416 (240-66021-18), MSA-SW41C-061416 (240-66021-19), MSA-SW41D-061416 (240-66021-20), MSA-SW42A-061416 (240-66021-21), MSA-SW42B-061416 (240-66021-22), MSA-SW42C-061416 (240-66021-23), MSA-SW42D-061416 (240-66021-24), MSA-SW43A-061416 (240-66021-25), MSA-SW43B-061416 (240-66021-26), MSA-SW43C-061416 (240-66021-27), MSA-SW43D-061416 (240-66021-28), MSA-SW44A-061416 (240-66021-29), MSA-SW44B-061416 (240-66021-30), MSA-SW44C-061416 (240-66021-31), MSA-SW44D-061416 (240-66021-32), MSA-SW45A-061416 (240-66021-33), MSA-SW45B-061416 (240-66021-34), MSA-SW45C-061416 (240-66021-35) and MSA-SW45D-061416 (240-66021-36) were analyzed for dissolved metals (ICPMS) in accordance with EPA SW-846 Method 6020. The samples were prepared on 06/16/2016 and analyzed on 06/17/2016 and 06/20/2016.

Barium, Calcium and Magnesium were detected in method blank MB 240-234768/1-A at levels that were above the method detection limit but below the reporting limit. The values should be considered estimates, and have been flagged. If the associated sample reported a result above the MDL and/or RL, the result has been flagged.

No additional analytical or quality issues were noted, other than those described above or in the Definitions/Glossary page.

DISSOLVED MERCURY (CVAA)

Samples MSA-SW37A-061416 (240-66021-1), MSA-SW37B-061416 (240-66021-2), MSA-SW37C-061416 (240-66021-3), MSA-SW37D-061416 (240-66021-4), MSA-SW38A-061416 (240-66021-5), MSA-SW38B-061416 (240-66021-6), MSA-SW38C-061416 (240-66021-7), MSA-SW38D-061416 (240-66021-8), MSA-SW39A-061416 (240-66021-9), MSA-SW39B-061416 (240-66021-10), MSA-SW39C-061416 (240-66021-11), MSA-SW39D-061416 (240-66021-12), MSA-SW40A-061416 (240-66021-13),

MSA-SW40B-061416 (240-66021-14), MSA-SW40C-061416 (240-66021-15), MSA-SW40D-061416 (240-66021-16), MSA-SW41A-061416 (240-66021-17), MSA-SW41B-061416 (240-66021-18), MSA-SW41C-061416 (240-66021-19), MSA-SW41D-061416 (240-66021-20), MSA-SW42A-061416 (240-66021-21), MSA-SW42B-061416 (240-66021-22), MSA-SW42C-061416 (240-66021-23), MSA-SW42D-061416 (240-66021-24), MSA-SW43A-061416 (240-66021-25), MSA-SW43B-061416 (240-66021-26), MSA-SW43C-061416 (240-66021-27), MSA-SW43D-061416 (240-66021-28), MSA-SW44A-061416 (240-66021-29), MSA-SW44B-061416 (240-66021-30), MSA-SW44C-061416 (240-66021-31), MSA-SW44D-061416 (240-66021-32), MSA-SW45A-061416 (240-66021-33), MSA-SW45B-061416 (240-66021-34), MSA-SW45C-061416 (240-66021-35) and MSA-SW45D-061416 (240-66021-36) were analyzed for dissolved mercury (CVAA) in accordance with EPA SW-846 Methods 7470A. The samples were prepared on 06/16/2016 and analyzed on 06/20/2016.

No analytical or quality issues were noted, other than those described above or in the Definitions/Glossary page.

DISSOLVED HARDNESS (AS CACO3) BY CALCULATION

Samples MSA-SW37A-061416 (240-66021-1), MSA-SW37B-061416 (240-66021-2), MSA-SW37C-061416 (240-66021-3), MSA-SW37D-061416 (240-66021-4), MSA-SW38A-061416 (240-66021-5), MSA-SW38B-061416 (240-66021-6), MSA-SW38C-061416 (240-66021-7), MSA-SW38D-061416 (240-66021-8), MSA-SW39A-061416 (240-66021-9), MSA-SW39B-061416 (240-66021-10), MSA-SW39C-061416 (240-66021-11), MSA-SW39D-061416 (240-66021-12), MSA-SW40A-061416 (240-66021-13), MSA-SW40B-061416 (240-66021-14), MSA-SW40C-061416 (240-66021-15), MSA-SW40D-061416 (240-66021-16), MSA-SW41A-061416 (240-66021-17), MSA-SW41B-061416 (240-66021-18), MSA-SW41C-061416 (240-66021-19), MSA-SW41D-061416 (240-66021-20), MSA-SW42A-061416 (240-66021-21), MSA-SW42B-061416 (240-66021-22), MSA-SW42C-061416 (240-66021-23), MSA-SW42D-061416 (240-66021-24), MSA-SW43A-061416 (240-66021-25), MSA-SW43B-061416 (240-66021-26), MSA-SW43C-061416 (240-66021-27), MSA-SW43D-061416 (240-66021-28), MSA-SW44A-061416 (240-66021-29), MSA-SW44B-061416 (240-66021-30), MSA-SW44C-061416 (240-66021-31), MSA-SW44D-061416 (240-66021-32), MSA-SW45A-061416 (240-66021-33), MSA-SW45B-061416 (240-66021-34), MSA-SW45C-061416 (240-66021-35) and MSA-SW45D-061416 (240-66021-36) were analyzed for dissolved hardness (as CaCO3) by calculation in accordance with SM 2340B. The samples were analyzed on 06/20/2016.

No analytical or quality issues were noted, other than those described above or in the Definitions/Glossary page.

SAMPLE SUMMARY

Client: Tetra Tech, Inc. Job Number: 240-66021-1

Lab Sample ID	Client Sample ID	Client Matrix	Date/Time Sampled	Date/Time Received
240-66021-1	MSA-SW37A-061416	Water	06/14/2016 1253	06/15/2016 0910
240-66021-2	MSA-SW37B-061416	Water	06/14/2016 1300	06/15/2016 0910
240-66021-3	MSA-SW37C-061416	Water	06/14/2016 1305	06/15/2016 0910
240-66021-4	MSA-SW37D-061416	Water	06/14/2016 1308	06/15/2016 0910
240-66021-5	MSA-SW38A-061416	Water	06/14/2016 1134	06/15/2016 0910
240-66021-6	MSA-SW38B-061416	Water	06/14/2016 1136	06/15/2016 0910
240-66021-7	MSA-SW38C-061416	Water	06/14/2016 1145	06/15/2016 0910
240-66021-8	MSA-SW38D-061416	Water	06/14/2016 1149	06/15/2016 0910
240-66021-9	MSA-SW39A-061416	Water	06/14/2016 0923	06/15/2016 0910
240-66021-10	MSA-SW39B-061416	Water	06/14/2016 0932	06/15/2016 0910
240-66021-11	MSA-SW39C-061416	Water	06/14/2016 0939	06/15/2016 0910
240-66021-12	MSA-SW39D-061416	Water	06/14/2016 0945	06/15/2016 0910
240-66021-13	MSA-SW40A-061416	Water	06/14/2016 1200	06/15/2016 0910
240-66021-14	MSA-SW40B-061416	Water	06/14/2016 1205	06/15/2016 0910
240-66021-15	MSA-SW40C-061416	Water	06/14/2016 1210	06/15/2016 0910
240-66021-16	MSA-SW40D-061416	Water	06/14/2016 1214	06/15/2016 0910
240-66021-17	MSA-SW41A-061416	Water	06/14/2016 1100	06/15/2016 0910
240-66021-18	MSA-SW41B-061416	Water	06/14/2016 1105	06/15/2016 0910
240-66021-19	MSA-SW41C-061416	Water	06/14/2016 1109	06/15/2016 0910
240-66021-20	MSA-SW41D-061416	Water	06/14/2016 1113	06/15/2016 0910
240-66021-21	MSA-SW42A-061416	Water	06/14/2016 1231	06/15/2016 0910
240-66021-22	MSA-SW42B-061416	Water	06/14/2016 1236	06/15/2016 0910
240-66021-23	MSA-SW42C-061416	Water	06/14/2016 1243	06/15/2016 0910
240-66021-24	MSA-SW42D-061416	Water	06/14/2016 1246	06/15/2016 0910
240-66021-25	MSA-SW43A-061416	Water	06/14/2016 1034	06/15/2016 0910
240-66021-26	MSA-SW43B-061416	Water	06/14/2016 1038	06/15/2016 0910
240-66021-27	MSA-SW43C-061416	Water	06/14/2016 1043	06/15/2016 0910
240-66021-28	MSA-SW43D-061416	Water	06/14/2016 1047	06/15/2016 0910
240-66021-29	MSA-SW44A-061416	Water	06/14/2016 1012	06/15/2016 0910
240-66021-30	MSA-SW44B-061416	Water	06/14/2016 1017	06/15/2016 0910
240-66021-31	MSA-SW44C-061416	Water	06/14/2016 1021	06/15/2016 0910
240-66021-32	MSA-SW44D-061416	Water	06/14/2016 1026	06/15/2016 0910
240-66021-33	MSA-SW45A-061416	Water	06/14/2016 0953	06/15/2016 0910
240-66021-34	MSA-SW45B-061416	Water	06/14/2016 0957	06/15/2016 0910
240-66021-35	MSA-SW45C-061416	Water	06/14/2016 1000	06/15/2016 0910
240-66021-36	MSA-SW45D-061416	Water	06/14/2016 1006	06/15/2016 0910
240-66021-37	EL-SW01A-061416	Water	06/14/2016 0848	06/15/2016 0910
240-66021-38	EL-SW01B-061416	Water	06/14/2016 0855	06/15/2016 0910
240-66021-39	EL-SW01C-061416	Water	06/14/2016 0900	06/15/2016 0910
240-66021-40	EL-SW01D-061416	Water	06/14/2016 0906	06/15/2016 0910
240-66021-41	TB-061416	Water	06/14/2016 0000	06/15/2016 0910
240-66021-42	MSA-SW46A-061416	Water	06/14/2016 1219	06/15/2016 0910
240-66021-43	MSA-SW47A-061416	Water	06/14/2016 1155	06/15/2016 0910
240-66021-44	MSA-SW48A-061416	Water	06/14/2016 1119	06/15/2016 0910
240-66021-45	MSA-SW49A-061416	Water	06/14/2016 1051	06/15/2016 0910

METHOD SUMMARY

Client: Tetra Tech, Inc. Job Number: 240-66021-1

Description	Lab Location	Method	Preparation Method
Matrix: Water			
Volatile Organic Compounds by GC/MS	TAL CAN	SW846 8260C	
Purge and Trap	TAL CAN		SW846 5030C
Metals (ICP/MS)	TAL CAN	SW846 6020	
Preparation, Total Recoverable or Dissolved Metals	TAL CAN		SW846 3005A
Sample Filtration, Field			FIELD_FLTRD
Mercury (CVAA)	TAL CAN	SW846 7470A	
Preparation, Mercury	TAL CAN		SW846 7470A
Sample Filtration, Field			FIELD_FLTRD
Total Hardness (as CaCO3) by calculation	TAL CAN	SM SM 2340B	
Sample Filtration, Field			FIELD_FLTRD

Lab References:

TAL CAN = TestAmerica Canton

Method References:

SM = "Standard Methods For The Examination Of Water And Wastewater"

SW846 = "Test Methods For Evaluating Solid Waste, Physical/Chemical Methods", Third Edition, November 1986 And Its Updates.

DATA REPORTING QUALIFIERS

Client: Tetra Tech, Inc. Job Number: 240-66021-1

Lab Section	Qualifier	Description
GC/MS VOA		
	^	ICV,CCV,ICB,CCB, ISA, ISB, CRI, CRA, DLCK or MRL standard: Instrument related QC is outside acceptance limits.
	J	Indicates an Estimated Value for TICs
	U	Indicates the analyte was analyzed for but not detected.
	*	LCS or LCSD is outside acceptance limits.
	F1	MS and/or MSD Recovery is outside acceptance limits.
	T	Result is a tentatively identified compound (TIC) and an estimated value.
	J	Result is less than the RL but greater than or equal to the MDL and the concentration is an approximate value.
	N	This flag indicates the presumptive evidence of a compound.
Metals		
	B	Compound was found in the blank and sample.
	U	Indicates the analyte was analyzed for but not detected.
	4	MS, MSD: The analyte present in the original sample is greater than 4 times the matrix spike concentration; therefore, control limits are not applicable.
	J	Result is less than the RL but greater than or equal to the MDL and the concentration is an approximate value.

FORM II
GC/MS VOA SURROGATE RECOVERY

Lab Name: TestAmerica Canton Job No.: 240-66021-1

SDG No.:

Matrix: Water Level: Low

GC Column (1): DB-624 ID: 0.18(mm)

Client Sample ID	Lab Sample ID	DBFM #	DCA #	TOL #	BFB #
MSA-SW37A-061416	240-66021-1	94	95	104	96
MSA-SW37B-061416	240-66021-2	93	93	101	95
MSA-SW37C-061416	240-66021-3	96	95	103	99
MSA-SW37D-061416	240-66021-4	95	94	103	97
MSA-SW38A-061416	240-66021-5	93	94	103	98
MSA-SW38B-061416	240-66021-6	95	97	101	98
MSA-SW38C-061416	240-66021-7	95	93	102	97
MSA-SW38D-061416	240-66021-8	92	93	101	96
MSA-SW39A-061416	240-66021-9	94	93	99	95
MSA-SW39B-061416	240-66021-10	95	95	102	97
MSA-SW39C-061416	240-66021-11	95	97	102	95
MSA-SW39D-061416	240-66021-12	94	96	102	97
MSA-SW40A-061416	240-66021-13	92	95	101	96
MSA-SW40B-061416	240-66021-14	95	97	103	97
MSA-SW40C-061416	240-66021-15	95	98	103	98
MSA-SW40D-061416	240-66021-16	96	95	103	97
MSA-SW41A-061416	240-66021-17	96	99	104	97
MSA-SW41B-061416	240-66021-18	92	96	101	97
MSA-SW41C-061416	240-66021-19	95	98	103	99
MSA-SW41D-061416	240-66021-20	95	97	103	97
MSA-SW42A-061416	240-66021-21	97	91	105	96
MSA-SW42B-061416	240-66021-22	95	88	101	91
MSA-SW42C-061416	240-66021-23	95	92	102	92
MSA-SW42D-061416	240-66021-24	95	91	105	94
MSA-SW43A-061416	240-66021-25	98	92	105	92
MSA-SW43B-061416	240-66021-26	92	89	105	94
MSA-SW43C-061416	240-66021-27	95	92	105	93
MSA-SW43D-061416	240-66021-28	96	91	103	92
MSA-SW44A-061416	240-66021-29	94	93	104	89
MSA-SW44B-061416	240-66021-30	99	92	105	94
MSA-SW44C-061416	240-66021-31	95	95	105	94
MSA-SW44D-061416	240-66021-32	96	90	104	94
MSA-SW45A-061416	240-66021-33	94	93	103	92
MSA-SW45B-061416	240-66021-34	99	92	105	94
MSA-SW45C-061416	240-66021-35	97	93	105	92

	QC LIMITS
DBFM = Dibromofluoromethane (Surr)	79-120
DCA = 1,2-Dichloroethane-d4 (Surr)	78-125
TOL = Toluene-d8 (Surr)	80-120
BFB = 4-Bromofluorobenzene (Surr)	61-120

Column to be used to flag recovery values

FORM II 8260C

FORM II
GC/MS VOA SURROGATE RECOVERY

Lab Name: TestAmerica Canton Job No.: 240-66021-1

SDG No.:

Matrix: Water Level: Low

GC Column (1): DB-624 ID: 0.18(mm)

Client Sample ID	Lab Sample ID	DBFM #	DCA #	TOL #	BFB #
MSA-SW45D-061416	240-66021-36	95	91	104	91
EL-SW01A-061416	240-66021-37	95	89	101	90
EL-SW01B-061416	240-66021-38	99	91	106	97
EL-SW01C-061416	240-66021-39	97	92	105	92
EL-SW01D-061416	240-66021-40	95	94	106	93
TB-061416	240-66021-41	95	91	89	80
MSA-SW46A-061416	240-66021-42	89	85	90	81
MSA-SW47A-061416	240-66021-43	93	87	89	83
MSA-SW48A-061416	240-66021-44	95	92	90	78
MSA-SW49A-061416	240-66021-45	93	88	86	78
	MB 240-234854/6	95	94	102	97
	MB 240-234859/7	91	87	86	80
	MB 240-234863/6	97	91	104	92
	LCS 240-234854/4	95	95	101	97
	LCS 240-234859/6	98	101	99	92
	LCS 240-234863/7	98	87	111	103
MSA-SW41D-061416 MS	240-66021-20 MS	95	97	102	100
MSA-SW41D-061416 MSD	240-66021-20 MSD	95	97	105	100

	QC LIMITS
DBFM = Dibromofluoromethane (Surr)	79-120
DCA = 1,2-Dichloroethane-d4 (Surr)	78-125
TOL = Toluene-d8 (Surr)	80-120
BFB = 4-Bromofluorobenzene (Surr)	61-120

Column to be used to flag recovery values

FORM II 8260C

FORM VIII
GC/MS VOA INTERNAL STANDARD AREA AND RETENTION TIME SUMMARY

Lab Name: TestAmerica Canton Job No.: 240-66021-1

SDG No.:

Sample No.: ICIS 240-232571/11 Date Analyzed: 05/31/2016 20:33

Instrument ID: A3UX12 GC Column: DB-624 ID: 0.18(mm)

Lab File ID (Standard): U1251059.D Heated Purge: (Y/N) N

Calibration ID: 34641

		FB		CBZ		DCB	
		AREA #	RT #	AREA #	RT #	AREA #	RT #
INITIAL CALIBRATION MID-POINT		801731	5.41	611751	8.22	244835	10.61
UPPER LIMIT		1603462	5.91	1223502	8.72	489670	11.11
LOWER LIMIT		400866	4.91	305876	7.72	122418	10.11
LAB SAMPLE ID	CLIENT SAMPLE ID						
ICV 240-232571/15		802050	5.40	652519	8.22	296726	10.61
CCVIS 240-234859/3		735081	5.42	605515	8.22	279704	10.61

FB = Fluorobenzene
CBZ = Chlorobenzene-d5
DCB = 1,4-Dichlorobenzene-d4

Area Limit = 50%-200% of internal standard area
RT Limit = ± 0.5 minutes of internal standard RT

Column used to flag values outside QC limits

FORM VIII 8260C

FORM VIII
GC/MS VOA INTERNAL STANDARD AREA AND RETENTION TIME SUMMARY

Lab Name: TestAmerica Canton Job No.: 240-66021-1

SDG No.:

Sample No.: CCVIS 240-234859/3 Date Analyzed: 06/16/2016 17:04

Instrument ID: A3UX12 GC Column: DB-624 ID: 0.18(mm)

Lab File ID (Standard): U1251375.D Heated Purge: (Y/N) N

Calibration ID: 34641

		FB		CBZ		DCB	
		AREA #	RT #	AREA #	RT #	AREA #	RT #
12/24 HOUR STD		735081	5.42	605515	8.22	279704	10.61
UPPER LIMIT		1470162	5.92	1211030	8.72	559408	11.11
LOWER LIMIT		367541	4.92	302758	7.72	139852	10.11
LAB SAMPLE ID	CLIENT SAMPLE ID						
LCS 240-234859/6		746392	5.40	577589	8.22	239254	10.61
CCV 240-234859/4		753806	5.40	604186	8.22	256872	10.61
MB 240-234859/7		764543	5.40	588953	8.22	259058	10.61
240-66021-42	MSA-SW46A-061416	737472	5.41	569125	8.22	237619	10.61
240-66021-43	MSA-SW47A-061416	726616	5.41	576054	8.22	238136	10.61
240-66021-44	MSA-SW48A-061416	720918	5.42	566109	8.22	240324	10.61
240-66021-45	MSA-SW49A-061416	728280	5.41	576571	8.22	243233	10.61
240-66021-41	TB-061416	709214	5.41	564370	8.22	250133	10.61

FB = Fluorobenzene
CBZ = Chlorobenzene-d5
DCB = 1,4-Dichlorobenzene-d4

Area Limit = 50%-200% of internal standard area
RT Limit = ± 0.5 minutes of internal standard RT

Column used to flag values outside QC limits

FORM VIII 8260C

FORM VIII
GC/MS VOA INTERNAL STANDARD AREA AND RETENTION TIME SUMMARY

Lab Name: TestAmerica Canton Job No.: 240-66021-1

SDG No.:

Sample No.: STD8260 240-232711/4 Date Analyzed: 06/01/2016 12:51

Instrument ID: A3UX16 GC Column: DB-624 ID: 0.18(mm)

Lab File ID (Standard): UXM5572.D Heated Purge: (Y/N) N

Calibration ID: 34643

		FB		CBZ		DCB	
		AREA #	RT #	AREA #	RT #	AREA #	RT #
INITIAL CALIBRATION MID-POINT		1415622	5.17	1000389	7.87	522407	10.10
UPPER LIMIT		2831244	5.67	2000778	8.37	1044814	10.60
LOWER LIMIT		707811	4.67	500195	7.37	261204	9.60
LAB SAMPLE ID	CLIENT SAMPLE ID						
ICV 240-232711/9		1350700	5.17	956772	7.85	515548	10.10
ICV 240-232711/16		1312230	5.17	922566	7.85	494155	10.10
CCVIS 240-234854/2		1368832	5.17	933731	7.87	498220	10.10

FB = Fluorobenzene
CBZ = Chlorobenzene-d5
DCB = 1,4-Dichlorobenzene-d4

Area Limit = 50%-200% of internal standard area
RT Limit = ± 0.5 minutes of internal standard RT

Column used to flag values outside QC limits

FORM VIII 8260C

FORM VIII
GC/MS VOA INTERNAL STANDARD AREA AND RETENTION TIME SUMMARY

Lab Name: TestAmerica Canton Job No.: 240-66021-1

SDG No.:

Sample No.: CCVIS 240-234854/2 Date Analyzed: 06/16/2016 22:01

Instrument ID: A3UX16 GC Column: DB-624 ID: 0.18(mm)

Lab File ID (Standard): UXM6002.D Heated Purge: (Y/N) N

Calibration ID: 34649

		FB		CBZ		DCB	
		AREA #	RT #	AREA #	RT #	AREA #	RT #
12/24 HOUR STD		1368832	5.17	933731	7.87	498220	10.10
UPPER LIMIT		2737664	5.67	1867462	8.37	996440	10.60
LOWER LIMIT		684416	4.67	466866	7.37	249110	9.60
LAB SAMPLE ID	CLIENT SAMPLE ID						
CCV 240-234854/3		1344695	5.17	910193	7.87	476477	10.10
LCS 240-234854/4		1369653	5.17	945419	7.85	508170	10.10
MB 240-234854/6		1326018	5.17	896637	7.85	476901	10.10
240-66021-1	MSA-SW37A-061416	1334045	5.17	879331	7.85	473224	10.10
240-66021-2	MSA-SW37B-061416	1307204	5.17	889058	7.85	461059	10.10
240-66021-3	MSA-SW37C-061416	1290909	5.17	868968	7.87	468821	10.10
240-66021-4	MSA-SW37D-061416	1285534	5.17	864488	7.85	454944	10.10
240-66021-5	MSA-SW38A-061416	1256174	5.17	833507	7.85	458627	10.10
240-66021-6	MSA-SW38B-061416	1289413	5.17	867087	7.85	464151	10.10
240-66021-7	MSA-SW38C-061416	1280473	5.17	849702	7.85	462773	10.10
240-66021-8	MSA-SW38D-061416	1303128	5.17	890349	7.87	478327	10.10
240-66021-9	MSA-SW39A-061416	1293728	5.17	877756	7.87	473831	10.10
240-66021-10	MSA-SW39B-061416	1298581	5.17	876698	7.87	467369	10.10
240-66021-11	MSA-SW39C-061416	1300751	5.17	874940	7.85	471473	10.10
240-66021-12	MSA-SW39D-061416	1304916	5.17	879603	7.87	467807	10.10
240-66021-13	MSA-SW40A-061416	1343281	5.17	913619	7.87	474501	10.10
240-66021-14	MSA-SW40B-061416	1276743	5.17	879657	7.85	458470	10.10
240-66021-15	MSA-SW40C-061416	1267147	5.17	868305	7.85	457793	10.10
240-66021-16	MSA-SW40D-061416	1311316	5.17	884853	7.85	465980	10.10
240-66021-17	MSA-SW41A-061416	1293874	5.17	884402	7.87	474212	10.10
240-66021-18	MSA-SW41B-061416	1364606	5.17	916382	7.85	483782	10.10
240-66021-19	MSA-SW41C-061416	1312327	5.17	890765	7.85	474619	10.10
240-66021-20	MSA-SW41D-061416	1298608	5.17	875550	7.85	468369	10.10
240-66021-20 MS	MSA-SW41D-061416 MS	1327855	5.17	922134	7.85	487713	10.10
240-66021-20 MSD	MSA-SW41D-061416 MSD	1327211	5.17	900534	7.85	479756	10.10

FB = Fluorobenzene
CBZ = Chlorobenzene-d5
DCB = 1,4-Dichlorobenzene-d4

Area Limit = 50%-200% of internal standard area
RT Limit = ± 0.5 minutes of internal standard RT

Column used to flag values outside QC limits

FORM VIII 8260C

FORM VIII
GC/MS VOA INTERNAL STANDARD AREA AND RETENTION TIME SUMMARY

Lab Name: TestAmerica Canton Job No.: 240-66021-1

SDG No.:

Sample No.: ICIS 240-228693/10 Date Analyzed: 05/03/2016 19:54

Instrument ID: A3UX9 GC Column: DB-624 ID: 0.18(mm)

Lab File ID (Standard): UX955808.D Heated Purge: (Y/N) N

Calibration ID: 34258

		FB		CBZ		DCB	
		AREA #	RT #	AREA #	RT #	AREA #	RT #
INITIAL CALIBRATION MID-POINT		788329	5.41	653056	8.08	330380	10.32
UPPER LIMIT		1576658	5.91	1306112	8.58	660760	10.82
LOWER LIMIT		394165	4.91	326528	7.58	165190	9.82
LAB SAMPLE ID	CLIENT SAMPLE ID						
ICV 240-228693/14		795196	5.40	657383	8.08	331726	10.32
CCVIS 240-234863/3		723945	5.40	549462	8.08	242595	10.31

FB = Fluorobenzene
CBZ = Chlorobenzene-d5
DCB = 1,4-Dichlorobenzene-d4

Area Limit = 50%-200% of internal standard area
RT Limit = ± 0.5 minutes of internal standard RT

Column used to flag values outside QC limits

FORM VIII 8260C

FORM VIII
GC/MS VOA INTERNAL STANDARD AREA AND RETENTION TIME SUMMARY

Lab Name: TestAmerica Canton Job No.: 240-66021-1

SDG No.:

Sample No.: CCVIS 240-234863/3 Date Analyzed: 06/16/2016 17:00

Instrument ID: A3UX9 GC Column: DB-624 ID: 0.18(mm)

Lab File ID (Standard): UX956639.D Heated Purge: (Y/N) N

Calibration ID: 34258

		FB		CBZ		DCB	
		AREA #	RT #	AREA #	RT #	AREA #	RT #
12/24 HOUR STD		723945	5.40	549462	8.08	242595	10.31
UPPER LIMIT		1447890	5.90	1098924	8.58	485190	10.81
LOWER LIMIT		361973	4.90	274731	7.58	121298	9.81
LAB SAMPLE ID	CLIENT SAMPLE ID						
LCS 240-234863/7		708361	5.40	526824	8.08	244222	10.31
CCV 240-234863/4		709706	5.41	535298	8.08	232103	10.32
MB 240-234863/6		692357	5.40	533030	8.08	222510	10.32
240-66021-21	MSA-SW42A-061416	697885	5.40	536776	8.08	234581	10.31
240-66021-22	MSA-SW42B-061416	727580	5.40	558109	8.08	234743	10.31
240-66021-23	MSA-SW42C-061416	704362	5.41	543417	8.08	229275	10.32
240-66021-24	MSA-SW42D-061416	697978	5.40	534180	8.08	226905	10.31
240-66021-25	MSA-SW43A-061416	693989	5.40	538685	8.08	223286	10.31
240-66021-26	MSA-SW43B-061416	709848	5.40	533559	8.08	226246	10.31
240-66021-27	MSA-SW43C-061416	700732	5.40	530513	8.08	218799	10.32
240-66021-28	MSA-SW43D-061416	705669	5.41	546827	8.08	231134	10.32
240-66021-29	MSA-SW44A-061416	698060	5.41	541905	8.08	228697	10.32
240-66021-30	MSA-SW44B-061416	683587	5.40	536002	8.08	224505	10.31
240-66021-31	MSA-SW44C-061416	688065	5.40	528648	8.08	225575	10.31
240-66021-32	MSA-SW44D-061416	703001	5.40	538595	8.08	227997	10.31
240-66021-33	MSA-SW45A-061416	705963	5.41	536022	8.08	229694	10.32
240-66021-34	MSA-SW45B-061416	684539	5.41	524823	8.08	225455	10.32
240-66021-35	MSA-SW45C-061416	681931	5.40	528584	8.08	223793	10.31
240-66021-36	MSA-SW45D-061416	710998	5.40	540402	8.08	237618	10.31
240-66021-37	EL-SW01A-061416	704975	5.40	542887	8.08	225473	10.32
240-66021-38	EL-SW01B-061416	685657	5.41	519135	8.08	223110	10.32
240-66021-39	EL-SW01C-061416	694410	5.40	533873	8.08	225005	10.31
240-66021-40	EL-SW01D-061416	688721	5.40	524667	8.08	222833	10.31

FB = Fluorobenzene
CBZ = Chlorobenzene-d5
DCB = 1,4-Dichlorobenzene-d4

Area Limit = 50%-200% of internal standard area
RT Limit = ± 0.5 minutes of internal standard RT

Column used to flag values outside QC limits

FORM VIII 8260C

FORM IV
GC/MS VOA METHOD BLANK SUMMARY

Lab Name: TestAmerica Canton Job No.: 240-66021-1

SDG No.:

Lab File ID: UX956643.D Lab Sample ID: MB 240-234863/6

Matrix: Water Heated Purge:(Y/N) N

Instrument ID: A3UX9 Date Analyzed: 06/16/2016 18:31

GC Column: DB-624 ID: 0.18(mm)

THIS METHOD BLANK APPLIES TO THE FOLLOWING SAMPLES:

CLIENT SAMPLE ID	LAB SAMPLE ID	LAB FILE ID	DATE ANALYZED
	LCS 240-234863/7	UX956640.D	06/16/2016 17:23
MSA-SW42A-061416	240-66021-21	UX956644.D	06/16/2016 18:54
MSA-SW42B-061416	240-66021-22	UX956645.D	06/16/2016 19:17
MSA-SW42C-061416	240-66021-23	UX956646.D	06/16/2016 19:40
MSA-SW42D-061416	240-66021-24	UX956647.D	06/16/2016 20:03
MSA-SW43A-061416	240-66021-25	UX956648.D	06/16/2016 20:26
MSA-SW43B-061416	240-66021-26	UX956649.D	06/16/2016 20:47
MSA-SW43C-061416	240-66021-27	UX956650.D	06/16/2016 21:10
MSA-SW43D-061416	240-66021-28	UX956651.D	06/16/2016 21:33
MSA-SW44A-061416	240-66021-29	UX956652.D	06/16/2016 21:56
MSA-SW44B-061416	240-66021-30	UX956653.D	06/16/2016 22:19
MSA-SW44C-061416	240-66021-31	UX956654.D	06/16/2016 22:42
MSA-SW44D-061416	240-66021-32	UX956655.D	06/16/2016 23:05
MSA-SW45A-061416	240-66021-33	UX956656.D	06/16/2016 23:28
MSA-SW45B-061416	240-66021-34	UX956657.D	06/16/2016 23:51
MSA-SW45C-061416	240-66021-35	UX956658.D	06/17/2016 00:14
MSA-SW45D-061416	240-66021-36	UX956659.D	06/17/2016 00:37
EL-SW01A-061416	240-66021-37	UX956660.D	06/17/2016 01:00
EL-SW01B-061416	240-66021-38	UX956661.D	06/17/2016 01:23
EL-SW01C-061416	240-66021-39	UX956662.D	06/17/2016 01:46
EL-SW01D-061416	240-66021-40	UX956663.D	06/17/2016 02:09

FORM I
GC/MS VOA ORGANICS ANALYSIS DATA SHEET

Lab Name: TestAmerica Canton | Job No.: 240-66021-1

SDG No.:

Client Sample ID: | Lab Sample ID: MB 240-234863/6

Matrix: Water | Lab File ID: UX956643.D

Analysis Method: 8260C | Date Collected:

Sample wt/vol: 5(mL) | Date Analyzed: 06/16/2016 18:31

Soil Aliquot Vol: | Dilution Factor: 1

Soil Extract Vol.: | GC Column: DB-624 ID: 0.18(mm)

% Moisture: | Level: (low/med) Low

Analysis Batch No.: 234863 | Units: ug/L

CAS NO.	COMPOUND NAME	RESULT	Q	RL	MDL
630-20-6	1,1,1,2-Tetrachloroethane	1.0	U	1.0	0.28
71-55-6	1,1,1-Trichloroethane	1.0	U	1.0	0.44
79-34-5	1,1,2,2-Tetrachloroethane	1.0	U	1.0	0.22
76-13-1	1,1,2-Trichloro-1,2,2-trichfluoroeth ane	1.0	U	1.0	0.45
75-34-3	1,1-Dichloroethane	1.0	U	1.0	0.30
75-35-4	1,1-Dichloroethene	1.0	U	1.0	0.45
563-58-6	1,1-Dichloropropene	1.0	U	1.0	0.42
87-61-6	1,2,3-Trichlorobenzene	1.0	U	1.0	0.37
96-18-4	1,2,3-Trichloropropane	1.0	U	1.0	0.44
526-73-8	1,2,3-Trimethylbenzene	5.0	U	5.0	0.47
120-82-1	1,2,4-Trichlorobenzene	1.0	U	1.0	0.32
95-63-6	1,2,4-Trimethylbenzene	1.0	U	1.0	0.41
96-12-8	1,2-Dibromo-3-Chloropropane	5.0	U	5.0	0.82
95-50-1	1,2-Dichlorobenzene	1.0	U	1.0	0.25
107-06-2	1,2-Dichloroethane	1.0	U	1.0	0.23
78-87-5	1,2-Dichloropropane	1.0	U	1.0	0.25
541-73-1	1,3-Dichlorobenzene	1.0	U	1.0	0.19
142-28-9	1,3-Dichloropropane	1.0	U	1.0	0.19
106-46-7	1,4-Dichlorobenzene	1.0	U	1.0	0.27
594-20-7	2,2-Dichloropropane	1.0	U	1.0	0.26
110-75-8	2-Chloroethyl vinyl ether	10	U	10	0.59
95-49-8	2-Chlorotoluene	1.0	U	1.0	0.40
591-78-6	2-Hexanone	5.0	U	5.0	0.48
106-43-4	4-Chlorotoluene	1.0	U	1.0	0.29
99-87-6	p-Isopropyltoluene	1.0	U	1.0	0.43
67-64-1	Acetone	5.0	U	5.0	0.94
108-86-1	Bromobenzene	1.0	U	1.0	0.35
71-43-2	Benzene	1.0	U	1.0	0.35
75-25-2	Bromoform	1.0	U	1.0	0.56
74-83-9	Bromomethane	1.0	U	1.0	0.44
75-15-0	Carbon disulfide	1.0	U	1.0	0.38
56-23-5	Carbon tetrachloride	1.0	U	1.0	0.43
108-90-7	Chlorobenzene	1.0	U	1.0	0.25
75-00-3	Chloroethane	1.0	U	1.0	0.32
67-66-3	Chloroform	1.0	U	1.0	0.25

FORM I
GC/MS VOA ORGANICS ANALYSIS DATA SHEET

Lab Name: TestAmerica Canton | Job No.: 240-66021-1

SDG No.:

Client Sample ID: | Lab Sample ID: MB 240-234863/6

Matrix: Water | Lab File ID: UX956643.D

Analysis Method: 8260C | Date Collected:

Sample wt/vol: 5(mL) | Date Analyzed: 06/16/2016 18:31

Soil Aliquot Vol: | Dilution Factor: 1

Soil Extract Vol.: | GC Column: DB-624 ID: 0.18(mm)

% Moisture: | Level: (low/med) Low

Analysis Batch No.: 234863 | Units: ug/L

CAS NO.	COMPOUND NAME	RESULT	Q	RL	MDL
74-87-3	Chloromethane	1.0	U	1.0	0.44
156-59-2	cis-1,2-Dichloroethene	1.0	U	1.0	0.26
10061-01-5	cis-1,3-Dichloropropene	1.0	U	1.0	0.46
74-97-5	Bromochloromethane	1.0	U	1.0	0.50
74-95-3	Dibromomethane	1.0	U	1.0	0.42
75-27-4	Bromodichloromethane	1.0	U	1.0	0.29
75-71-8	Dichlorodifluoromethane	1.0	U	1.0	0.32
100-41-4	Ethylbenzene	1.0	U	1.0	0.25
87-68-3	Hexachlorobutadiene	1.0	U	1.0	0.35
108-20-3	Diisopropyl ether	5.0	U	5.0	0.50
98-82-8	Isopropylbenzene	1.0	U	1.0	0.35
179601-23-1	m-Xylene & p-Xylene	2.0	U	2.0	0.24
78-93-3	2-Butanone	5.0	U	5.0	0.53
91-20-3	Naphthalene	1.0	U	1.0	0.45
108-10-1	4-Methyl-2-pentanone	5.0	U	5.0	0.99
104-51-8	n-Butylbenzene	1.0	U	1.0	0.31
103-65-1	n-Propylbenzene	1.0	U	1.0	0.40
1634-04-4	Methyl tert-butyl ether	1.0	U	1.0	0.20
135-98-8	sec-Butylbenzene	1.0	U	1.0	0.48
75-09-2	Methylene Chloride	1.0	U	1.0	0.33
95-47-6	o-Xylene	1.0	U	1.0	0.25
994-05-8	Tert-amyl-methyl ether (TAME)	5.0	U	5.0	0.30
100-42-5	Styrene	1.0	U	1.0	0.45
637-92-3	Ethyl-t-butyl ether (ETBE)	5.0	U	5.0	0.23
127-18-4	Tetrachloroethene	1.0	U	1.0	0.31
108-88-3	Toluene	1.0	U	1.0	0.23
156-60-5	trans-1,2-Dichloroethene	1.0	U	1.0	0.30
10061-02-6	trans-1,3-Dichloropropene	1.0	U	1.0	0.56
79-01-6	Trichloroethene	1.0	U	1.0	0.22
75-69-4	Trichlorofluoromethane	1.0	U	1.0	0.49
98-06-6	tert-Butylbenzene	1.0	U	1.0	0.41
106-93-4	1,2-Dibromoethane	1.0	U	1.0	0.32
108-05-4	Vinyl acetate	2.0	U	2.0	0.41
75-01-4	Vinyl chloride	0.50	U	0.50	0.29
75-65-0	tert-Butyl alcohol	20	U	20	4.9
1330-20-7	Xylenes, Total	2.0	U	2.0	0.52

FORM I
GC/MS VOA ORGANICS ANALYSIS DATA SHEET

Lab Name: TestAmerica Canton Job No.: 240-66021-1

SDG No.:

Client Sample ID: Lab Sample ID: MB 240-234863/6

Matrix: Water Lab File ID: UX956643.D

Analysis Method: 8260C Date Collected:

Sample wt/vol: 5(mL) Date Analyzed: 06/16/2016 18:31

Soil Aliquot Vol: Dilution Factor: 1

Soil Extract Vol.: GC Column: DB-624 ID: 0.18(mm)

% Moisture: Level: (low/med) Low

Analysis Batch No.: 234863 Units: ug/L

CAS NO.	COMPOUND NAME	RESULT	Q	RL	MDL
124-48-1	Dibromochloromethane	1.0	U	1.0	0.43

CAS NO.	SURROGATE	%REC	Q	LIMITS
2037-26-5	Toluene-d8 (Surr)	104		80-120
1868-53-7	Dibromofluoromethane (Surr)	97		79-120
460-00-4	4-Bromofluorobenzene (Surr)	92		61-120
17060-07-0	1,2-Dichloroethane-d4 (Surr)	91		78-125

FORM I
GC/MS VOA ORGANICS ANALYSIS DATA SHEET
TENTATIVELY IDENTIFIED COMPOUNDS

Lab Name: TestAmerica Canton Job No.: 240-66021-1

SDG No.:

Client Sample ID: Lab Sample ID: MB 240-234863/6

Matrix: Water Lab File ID: UX956643.D

Analysis Method: 8260C Date Collected:

Sample wt/vol: 5(mL) Date Analyzed: 06/16/2016 18:31

Soil Aliquot Vol: Dilution Factor: 1

Soil Extract Vol.: GC Column: DB-624 ID: 0.18(mm)

% Moisture: Level: (low/med) Low

Analysis Batch No.: 234863 Units: ug/L

Number TICs Found: 0 TIC Result Total: 0

CAS NO.	COMPOUND NAME	RT	RESULT	Q
	Tentatively Identified Compound		None	

FORM I
GC/MS VOA ORGANICS ANALYSIS DATA SHEET
TARGETED TENATIVELY IDENTIFIED COMPOUNDS

Lab Name: TestAmerica Canton | Job No.: 240-66021-1

SDG No.:

Client Sample ID: | Lab Sample ID: MB 240-234863/6

Matrix: Water | Lab File ID: UX956643.D

Analysis Method: 8260C | Date Collected:

Sample wt/vol: 5(mL) | Date Analyzed: 06/16/2016 18:31

Soil Aliquot Vol: | Dilution Factor: 1

Soil Extract Vol.: | GC Column: DB-624 ID: 0.18(mm)

% Moisture: | Level: (low/med) Low

Analysis Batch No.: 234863 | Units: ug/L

CAS NO.	COMPOUND NAME	RT	RESULT	Q
75-45-6	Chlorodifluoromethane TIC		1.0	U

FORM III
GC/MS VOA LAB CONTROL SAMPLE RECOVERY

Lab Name: TestAmerica Canton Job No.: 240-66021-1

SDG No.:

Matrix: Water Level: Low Lab File ID: UX956640.D

Lab ID: LCS 240-234863/7 Client ID:

COMPOUND	SPIKE ADDED (ug/L)	LCS CONCENTRATION (ug/L)	LCS % REC	QC LIMITS REC	#
1,1,1,2-Tetrachloroethane	20.0	22.0	110	80-120	
1,1,1-Trichloroethane	20.0	20.8	104	77-123	
1,1,2,2-Tetrachloroethane	20.0	24.1	120	71-123	
1,1,2-Trichloro-1,2,2-trichfluoroethane	20.0	22.3	111	67-138	
1,1-Dichloroethane	20.0	23.2	116	79-125	
1,1-Dichloroethene	20.0	21.7	109	76-124	
1,1-Dichloropropene	20.0	20.6	103	80-128	
1,2,3-Trichlorobenzene	20.0	18.1	90	66-120	
1,2,3-Trichloropropane	20.0	23.9	119	72-126	
1,2,4-Trichlorobenzene	20.0	18.9	94	61-120	
1,2,4-Trimethylbenzene	20.0	22.5	113	76-120	
1,2-Dibromo-3-Chloropropane	20.0	24.3	121	50-132	
1,2-Dichlorobenzene	20.0	20.8	104	79-120	
1,2-Dichloroethane	20.0	18.7	93	80-120	
1,2-Dichloropropane	20.0	21.6	108	78-124	
1,3-Dichlorobenzene	20.0	20.5	102	79-120	
1,3-Dichloropropane	20.0	21.9	110	80-120	
1,4-Dichlorobenzene	20.0	20.5	103	79-120	
2,2-Dichloropropane	20.0	21.8	109	71-122	
2-Chloroethyl vinyl ether	20.0	9.59 J	48	54-139	*
2-Chlorotoluene	20.0	20.8	104	80-120	
2-Hexanone	40.0	45.2	113	55-141	
4-Chlorotoluene	20.0	21.5	107	80-120	
p-Isopropyltoluene	20.0	22.2	111	77-120	
Acetone	40.0	30.0	75	34-148	
Bromobenzene	20.0	21.8	109	80-120	
Benzene	20.0	21.5	107	80-120	
Bromoform	20.0	21.3	106	56-122	
Bromomethane	20.0	17.9	89	38-132	
Carbon disulfide	20.0	25.2	126	65-144	
Carbon tetrachloride	20.0	19.6	98	77-131	
Chlorobenzene	20.0	22.0	110	80-120	
Chloroethane	20.0	18.2	91	36-126	
Chloroform	20.0	20.2	101	80-120	
Chloromethane	20.0	20.0	100	48-133	
cis-1,2-Dichloroethene	20.0	21.0	105	79-120	
cis-1,3-Dichloropropene	20.0	21.8	109	74-126	
Bromochloromethane	20.0	19.7	98	80-120	
Dibromomethane	20.0	19.8	99	80-120	
Bromodichloromethane	20.0	21.9	110	80-120	
Dichlorodifluoromethane	20.0	18.1	91	23-136	

Column to be used to flag recovery and RPD values

FORM III 8260C

FORM III
GC/MS VOA LAB CONTROL SAMPLE RECOVERY

Lab Name: TestAmerica Canton Job No.: 240-66021-1

SDG No.:

Matrix: Water Level: Low Lab File ID: UX956640.D

Lab ID: LCS 240-234863/7 Client ID:

COMPOUND	SPIKE ADDED (ug/L)	LCS CONCENTRATION (ug/L)	LCS % REC	QC LIMITS REC	#
Ethylbenzene	20.0	22.1	111	80-120	
Hexachlorobutadiene	20.0	21.1	105	62-120	
Isopropylbenzene	20.0	21.6	108	77-120	
m-Xylene & p-Xylene	20.0	22.0	110	80-120	
2-Butanone	40.0	38.8	97	56-138	
Naphthalene	20.0	21.4	107	53-121	
4-Methyl-2-pentanone	40.0	41.4	104	64-135	
n-Butylbenzene	20.0	20.7	103	74-120	
n-Propylbenzene	20.0	22.4	112	79-123	
Methyl tert-butyl ether	20.0	19.4	97	69-121	
sec-Butylbenzene	20.0	21.5	107	77-120	
Methylene Chloride	20.0	20.5	102	77-129	
o-Xylene	20.0	21.8	109	80-120	
Styrene	20.0	22.5	113	76-122	
Tetrachloroethene	20.0	21.2	106	78-121	
Toluene	20.0	23.0	115	80-120	
trans-1,2-Dichloroethene	20.0	21.8	109	80-124	
trans-1,3-Dichloropropene	20.0	23.9	120	75-131	
Trichloroethene	20.0	20.9	105	80-121	
Trichlorofluoromethane	20.0	18.5	93	61-133	
tert-Butylbenzene	20.0	22.1	111	77-121	
1,2-Dibromoethane	20.0	23.2	116	80-120	
Vinyl acetate	20.0	24.3	122	27-160	
Vinyl chloride	20.0	21.1	106	52-121	
tert-Butyl alcohol	200	186	93	38-144	
Xylenes, Total	40.0	43.8	110	80-120	
Dibromochloromethane	20.0	20.0	100	74-120	

Column to be used to flag recovery and RPD values

FORM III 8260C

FORM IV
GC/MS VOA METHOD BLANK SUMMARY

Lab Name: TestAmerica Canton Job No.: 240-66021-1

SDG No.:

Lab File ID: U1251379.D Lab Sample ID: MB 240-234859/7

Matrix: Water Heated Purge:(Y/N) N

Instrument ID: A3UX12 Date Analyzed: 06/16/2016 18:40

GC Column: DB-624 ID: 0.18(mm)

THIS METHOD BLANK APPLIES TO THE FOLLOWING SAMPLES:

CLIENT SAMPLE ID	LAB SAMPLE ID	LAB FILE ID	DATE ANALYZED
	LCS 240-234859/6	U1251376A.D	06/16/2016 17:28
MSA-SW46A-061416	240-66021-42	U1251381.D	06/16/2016 19:28
MSA-SW47A-061416	240-66021-43	U1251382.D	06/16/2016 19:53
MSA-SW48A-061416	240-66021-44	U1251383.D	06/16/2016 20:36
MSA-SW49A-061416	240-66021-45	U1251384.D	06/16/2016 21:01
TB-061416	240-66021-41	U1251385.D	06/16/2016 21:24

FORM I
GC/MS VOA ORGANICS ANALYSIS DATA SHEET

Lab Name: TestAmerica Canton | Job No.: 240-66021-1

SDG No.:

Client Sample ID: | Lab Sample ID: MB 240-234859/7

Matrix: Water | Lab File ID: U1251379.D

Analysis Method: 8260C | Date Collected:

Sample wt/vol: 5(mL) | Date Analyzed: 06/16/2016 18:40

Soil Aliquot Vol: | Dilution Factor: 1

Soil Extract Vol.: | GC Column: DB-624 ID: 0.18(mm)

% Moisture: | Level: (low/med) Low

Analysis Batch No.: 234859 | Units: ug/L

CAS NO.	COMPOUND NAME	RESULT	Q	RL	MDL
630-20-6	1,1,1,2-Tetrachloroethane	1.0	U	1.0	0.28
71-55-6	1,1,1-Trichloroethane	1.0	U	1.0	0.44
79-34-5	1,1,2,2-Tetrachloroethane	1.0	U	1.0	0.22
76-13-1	1,1,2-Trichloro-1,2,2-trichfluoroethane	1.0	U	1.0	0.45
75-34-3	1,1-Dichloroethane	1.0	U	1.0	0.30
75-35-4	1,1-Dichloroethene	1.0	U	1.0	0.45
563-58-6	1,1-Dichloropropene	1.0	U	1.0	0.42
87-61-6	1,2,3-Trichlorobenzene	0.376	J	1.0	0.37
96-18-4	1,2,3-Trichloropropane	1.0	U	1.0	0.44
526-73-8	1,2,3-Trimethylbenzene	5.0	U	5.0	0.47
120-82-1	1,2,4-Trichlorobenzene	1.0	U	1.0	0.32
95-63-6	1,2,4-Trimethylbenzene	1.0	U	1.0	0.41
96-12-8	1,2-Dibromo-3-Chloropropane	5.0	U	5.0	0.82
95-50-1	1,2-Dichlorobenzene	1.0	U	1.0	0.25
107-06-2	1,2-Dichloroethane	1.0	U	1.0	0.23
78-87-5	1,2-Dichloropropane	1.0	U	1.0	0.25
541-73-1	1,3-Dichlorobenzene	1.0	U	1.0	0.19
142-28-9	1,3-Dichloropropane	1.0	U	1.0	0.19
106-46-7	1,4-Dichlorobenzene	1.0	U	1.0	0.27
594-20-7	2,2-Dichloropropane	1.0	U	1.0	0.26
110-75-8	2-Chloroethyl vinyl ether	10	U	10	0.59
95-49-8	2-Chlorotoluene	1.0	U	1.0	0.40
591-78-6	2-Hexanone	5.0	U	5.0	0.48
106-43-4	4-Chlorotoluene	1.0	U	1.0	0.29
99-87-6	p-Isopropyltoluene	1.0	U	1.0	0.43
67-64-1	Acetone	5.0	U	5.0	0.94
108-86-1	Bromobenzene	1.0	U	1.0	0.35
71-43-2	Benzene	1.0	U	1.0	0.35
75-25-2	Bromoform	1.0	U	1.0	0.56
74-83-9	Bromomethane	1.0	U	1.0	0.44
75-15-0	Carbon disulfide	1.0	U	1.0	0.38
56-23-5	Carbon tetrachloride	1.0	U	1.0	0.43
108-90-7	Chlorobenzene	1.0	U	1.0	0.25
75-00-3	Chloroethane	1.0	U	1.0	0.32
67-66-3	Chloroform	1.0	U	1.0	0.25

FORM I
GC/MS VOA ORGANICS ANALYSIS DATA SHEET

Lab Name: TestAmerica Canton | Job No.: 240-66021-1

SDG No.:

Client Sample ID: | Lab Sample ID: MB 240-234859/7

Matrix: Water | Lab File ID: U1251379.D

Analysis Method: 8260C | Date Collected:

Sample wt/vol: 5(mL) | Date Analyzed: 06/16/2016 18:40

Soil Aliquot Vol: | Dilution Factor: 1

Soil Extract Vol.: | GC Column: DB-624 ID: 0.18(mm)

% Moisture: | Level: (low/med) Low

Analysis Batch No.: 234859 | Units: ug/L

CAS NO.	COMPOUND NAME	RESULT	Q	RL	MDL
74-87-3	Chloromethane	1.0	U	1.0	0.44
156-59-2	cis-1,2-Dichloroethene	1.0	U	1.0	0.26
10061-01-5	cis-1,3-Dichloropropene	1.0	U	1.0	0.46
74-97-5	Bromochloromethane	1.0	U	1.0	0.50
74-95-3	Dibromomethane	1.0	U	1.0	0.42
75-27-4	Bromodichloromethane	1.0	U	1.0	0.29
75-71-8	Dichlorodifluoromethane	1.0	U	1.0	0.32
100-41-4	Ethylbenzene	1.0	U	1.0	0.25
87-68-3	Hexachlorobutadiene	1.0	U	1.0	0.35
108-20-3	Diisopropyl ether	5.0	U	5.0	0.50
98-82-8	Isopropylbenzene	1.0	U	1.0	0.35
179601-23-1	m-Xylene & p-Xylene	2.0	U	2.0	0.24
78-93-3	2-Butanone	5.0	U	5.0	0.53
91-20-3	Naphthalene	1.0	U	1.0	0.45
108-10-1	4-Methyl-2-pentanone	5.0	U	5.0	0.99
104-51-8	n-Butylbenzene	1.0	U	1.0	0.31
103-65-1	n-Propylbenzene	1.0	U	1.0	0.40
1634-04-4	Methyl tert-butyl ether	1.0	U	1.0	0.20
135-98-8	sec-Butylbenzene	1.0	U	1.0	0.48
75-09-2	Methylene Chloride	1.0	U	1.0	0.33
95-47-6	o-Xylene	1.0	U	1.0	0.25
994-05-8	Tert-amyl-methyl ether (TAME)	5.0	U	5.0	0.30
100-42-5	Styrene	1.0	U	1.0	0.45
637-92-3	Ethyl-t-butyl ether (ETBE)	5.0	U	5.0	0.23
127-18-4	Tetrachloroethene	1.0	U	1.0	0.31
108-88-3	Toluene	1.0	U	1.0	0.23
156-60-5	trans-1,2-Dichloroethene	1.0	U	1.0	0.30
10061-02-6	trans-1,3-Dichloropropene	1.0	U	1.0	0.56
79-01-6	Trichloroethene	1.0	U	1.0	0.22
75-69-4	Trichlorofluoromethane	1.0	U	1.0	0.49
98-06-6	tert-Butylbenzene	1.0	U	1.0	0.41
106-93-4	1,2-Dibromoethane	1.0	U	1.0	0.32
108-05-4	Vinyl acetate	2.0	U	2.0	0.41
75-01-4	Vinyl chloride	0.50	U	0.50	0.29
75-65-0	tert-Butyl alcohol	20	U	20	4.9
1330-20-7	Xylenes, Total	2.0	U	2.0	0.52

FORM I
GC/MS VOA ORGANICS ANALYSIS DATA SHEET

Lab Name: TestAmerica Canton Job No.: 240-66021-1

SDG No.:

Client Sample ID: Lab Sample ID: MB 240-234859/7

Matrix: Water Lab File ID: U1251379.D

Analysis Method: 8260C Date Collected:

Sample wt/vol: 5(mL) Date Analyzed: 06/16/2016 18:40

Soil Aliquot Vol: Dilution Factor: 1

Soil Extract Vol.: GC Column: DB-624 ID: 0.18(mm)

% Moisture: Level: (low/med) Low

Analysis Batch No.: 234859 Units: ug/L

CAS NO.	COMPOUND NAME	RESULT	Q	RL	MDL
124-48-1	Dibromochloromethane	1.0	U	1.0	0.43

CAS NO.	SURROGATE	%REC	Q	LIMITS
2037-26-5	Toluene-d8 (Surr)	86		80-120
1868-53-7	Dibromofluoromethane (Surr)	91		79-120
460-00-4	4-Bromofluorobenzene (Surr)	80		61-120
17060-07-0	1,2-Dichloroethane-d4 (Surr)	87		78-125

FORM I
GC/MS VOA ORGANICS ANALYSIS DATA SHEET
TENTATIVELY IDENTIFIED COMPOUNDS

Lab Name: TestAmerica Canton Job No.: 240-66021-1

SDG No.:

Client Sample ID: Lab Sample ID: MB 240-234859/7

Matrix: Water Lab File ID: U1251379.D

Analysis Method: 8260C Date Collected:

Sample wt/vol: 5(mL) Date Analyzed: 06/16/2016 18:40

Soil Aliquot Vol: Dilution Factor: 1

Soil Extract Vol.: GC Column: DB-624 ID: 0.18(mm)

% Moisture: Level: (low/med) Low

Analysis Batch No.: 234859 Units: ug/L

Number TICs Found: 4 TIC Result Total: 10.72

CAS NO.	COMPOUND NAME	RT	RESULT	Q
2245-38-7	Naphthalene, 1,6,7-trimethyl-	13.42	3.17	T J N
941-81-1	Azulene, 4,6,8-trimethyl-	13.91	2.69	T J N
829-26-5	Naphthalene, 2,3,6-trimethyl-	14.11	2.44	T J N
91-57-6	2-Methylnaphthalene	14.37	2.42	J

TICs not detected in associated samples.

FORM I
GC/MS VOA ORGANICS ANALYSIS DATA SHEET
TARGETED TENATIVELY IDENTIFIED COMPOUNDS

Lab Name: TestAmerica Canton | Job No.: 240-66021-1

SDG No.:

Client Sample ID: | Lab Sample ID: MB 240-234859/7

Matrix: Water | Lab File ID: U1251379.D

Analysis Method: 8260C | Date Collected:

Sample wt/vol: 5(mL) | Date Analyzed: 06/16/2016 18:40

Soil Aliquot Vol: | Dilution Factor: 1

Soil Extract Vol.: | GC Column: DB-624 ID: 0.18(mm)

% Moisture: | Level: (low/med) Low

Analysis Batch No.: 234859 | Units: ug/L

CAS NO.	COMPOUND NAME	RT	RESULT	Q
75-45-6	Chlorodifluoromethane TIC		1.0	U

FORM III
GC/MS VOA LAB CONTROL SAMPLE RECOVERY

Lab Name: TestAmerica Canton Job No.: 240-66021-1

SDG No.:

Matrix: Water Level: Low Lab File ID: U1251376A.D

Lab ID: LCS 240-234859/6 Client ID:

COMPOUND	SPIKE ADDED (ug/L)	LCS CONCENTRATION (ug/L)	LCS % REC	QC LIMITS REC	#
1,1,1,2-Tetrachloroethane	20.0	20.3	102	80-120	
1,1,1-Trichloroethane	20.0	23.0	115	77-123	
1,1,2,2-Tetrachloroethane	20.0	19.8	99	71-123	
1,1,2-Trichloro-1,2,2-trichfluoroethane	20.0	24.1	120	67-138	
1,1-Dichloroethane	20.0	19.8	99	79-125	
1,1-Dichloroethene	20.0	21.9	109	76-124	
1,1-Dichloropropene	20.0	19.8	99	80-128	
1,2,3-Trichlorobenzene	20.0	24.0	120	66-120	
1,2,3-Trichloropropane	20.0	21.4	107	72-126	
1,2,4-Trichlorobenzene	20.0	23.4	117	61-120	
1,2,4-Trimethylbenzene	20.0	19.8	99	76-120	
1,2-Dibromo-3-Chloropropane	20.0	23.4	117	50-132	
1,2-Dichlorobenzene	20.0	20.5	102	79-120	
1,2-Dichloroethane	20.0	18.7	93	80-120	
1,2-Dichloropropane	20.0	19.3	97	78-124	
1,3-Dichlorobenzene	20.0	20.2	101	79-120	
1,3-Dichloropropane	20.0	19.9	100	80-120	
1,4-Dichlorobenzene	20.0	20.7	103	79-120	
2,2-Dichloropropane	20.0	15.8	79	71-122	
2-Chloroethyl vinyl ether	20.0	21.9	109	54-139	
2-Chlorotoluene	20.0	21.3	106	80-120	
2-Hexanone	40.0	43.9	110	55-141	
4-Chlorotoluene	20.0	21.2	106	80-120	
p-Isopropyltoluene	20.0	20.6	103	77-120	
Acetone	40.0	39.1	98	34-148	
Bromobenzene	20.0	22.8	114	80-120	
Benzene	20.0	19.7	98	80-120	
Bromoform	20.0	25.6	128	56-122	*
Bromomethane	20.0	21.3	106	38-132	
Carbon disulfide	20.0	24.4	122	65-144	
Carbon tetrachloride	20.0	21.5	107	77-131	
Chlorobenzene	20.0	19.6	98	80-120	
Chloroethane	20.0	21.5	107	36-126	
Chloroform	20.0	20.2	101	80-120	
Chloromethane	20.0	20.1	100	48-133	
cis-1,2-Dichloroethene	20.0	18.4	92	79-120	
cis-1,3-Dichloropropene	20.0	21.2	106	74-126	
Bromochloromethane	20.0	17.7	89	80-120	
Dibromomethane	20.0	23.0	115	80-120	
Bromodichloromethane	20.0	19.0	95	80-120	
Dichlorodifluoromethane	20.0	22.9	115	23-136	

Column to be used to flag recovery and RPD values

FORM III 8260C

FORM III
GC/MS VOA LAB CONTROL SAMPLE RECOVERY

Lab Name: TestAmerica Canton Job No.: 240-66021-1

SDG No.:

Matrix: Water Level: Low Lab File ID: U1251376A.D

Lab ID: LCS 240-234859/6 Client ID:

COMPOUND	SPIKE ADDED (ug/L)	LCS CONCENTRATION (ug/L)	LCS % REC	QC LIMITS REC	#
Ethylbenzene	20.0	18.6	93	80-120	
Hexachlorobutadiene	20.0	24.3	121	62-120	*
Isopropylbenzene	20.0	20.2	101	77-120	
m-Xylene & p-Xylene	20.0	20.0	100	80-120	
2-Butanone	40.0	42.1	105	56-138	
Naphthalene	20.0	23.5	118	53-121	
4-Methyl-2-pentanone	40.0	42.9	107	64-135	
n-Butylbenzene	20.0	20.4	102	74-120	
n-Propylbenzene	20.0	20.6	103	79-123	
Methyl tert-butyl ether	20.0	20.7	103	69-121	
sec-Butylbenzene	20.0	20.2	101	77-120	
Methylene Chloride	20.0	20.6	103	77-129	
o-Xylene	20.0	18.9	94	80-120	
Styrene	20.0	19.9	99	76-122	
Tetrachloroethene	20.0	21.9	109	78-121	
Toluene	20.0	20.6	103	80-120	
trans-1,2-Dichloroethene	20.0	21.0	105	80-124	
trans-1,3-Dichloropropene	20.0	19.7	98	75-131	
Trichloroethene	20.0	21.1	106	80-121	
Trichlorofluoromethane	20.0	21.0	105	61-133	
tert-Butylbenzene	20.0	20.7	103	77-121	
1,2-Dibromoethane	20.0	21.4	107	80-120	
Vinyl acetate	20.0	21.5	108	27-160	
Vinyl chloride	20.0	23.1	115	52-121	
tert-Butyl alcohol	200	254	127	38-144	
Xylenes, Total	40.0	38.9	97	80-120	
Dibromochloromethane	20.0	20.9	104	74-120	

Column to be used to flag recovery and RPD values

FORM III 8260C

FORM IV
GC/MS VOA METHOD BLANK SUMMARY

Lab Name: TestAmerica Canton Job No.: 240-66021-1

SDG No.:

Lab File ID: UXM6006.D Lab Sample ID: MB 240-234854/6

Matrix: Water Heated Purge:(Y/N) N

Instrument ID: A3UX16 Date Analyzed: 06/16/2016 23:30

GC Column: DB-624 ID: 0.18(mm)

THIS METHOD BLANK APPLIES TO THE FOLLOWING SAMPLES:

CLIENT SAMPLE ID	LAB SAMPLE ID	LAB FILE ID	DATE ANALYZED
	LCS 240-234854/4	UXM6004.D	06/16/2016 22:46
MSA-SW37A-061416	240-66021-1	UXM6007.D	06/16/2016 23:53
MSA-SW37B-061416	240-66021-2	UXM6008.D	06/17/2016 00:15
MSA-SW37C-061416	240-66021-3	UXM6009.D	06/17/2016 00:37
MSA-SW37D-061416	240-66021-4	UXM6010.D	06/17/2016 01:00
MSA-SW38A-061416	240-66021-5	UXM6011.D	06/17/2016 01:23
MSA-SW38B-061416	240-66021-6	UXM6012.D	06/17/2016 01:46
MSA-SW38C-061416	240-66021-7	UXM6013.D	06/17/2016 02:08
MSA-SW38D-061416	240-66021-8	UXM6014.D	06/17/2016 02:31
MSA-SW39A-061416	240-66021-9	UXM6015.D	06/17/2016 02:54
MSA-SW39B-061416	240-66021-10	UXM6016.D	06/17/2016 03:16
MSA-SW39C-061416	240-66021-11	UXM6017.D	06/17/2016 03:39
MSA-SW39D-061416	240-66021-12	UXM6018.D	06/17/2016 04:02
MSA-SW40A-061416	240-66021-13	UXM6019.D	06/17/2016 04:24
MSA-SW40B-061416	240-66021-14	UXM6020.D	06/17/2016 04:47
MSA-SW40C-061416	240-66021-15	UXM6021.D	06/17/2016 05:10
MSA-SW40D-061416	240-66021-16	UXM6022.D	06/17/2016 05:32
MSA-SW41A-061416	240-66021-17	UXM6023.D	06/17/2016 05:55
MSA-SW41B-061416	240-66021-18	UXM6024.D	06/17/2016 06:18
MSA-SW41C-061416	240-66021-19	UXM6025.D	06/17/2016 06:41
MSA-SW41D-061416	240-66021-20	UXM6026.D	06/17/2016 07:04
MSA-SW41D-061416 MS	240-66021-20 MS	UXM6028.D	06/17/2016 08:48
MSA-SW41D-061416 MSD	240-66021-20 MSD	UXM6029.D	06/17/2016 09:11

FORM I
GC/MS VOA ORGANICS ANALYSIS DATA SHEET

Lab Name: TestAmerica Canton | Job No.: 240-66021-1

SDG No.:

Client Sample ID: | Lab Sample ID: MB 240-234854/6

Matrix: Water | Lab File ID: UXM6006.D

Analysis Method: 8260C | Date Collected:

Sample wt/vol: 5(mL) | Date Analyzed: 06/16/2016 23:30

Soil Aliquot Vol: | Dilution Factor: 1

Soil Extract Vol.: | GC Column: DB-624 ID: 0.18(mm)

% Moisture: | Level: (low/med) Low

Analysis Batch No.: 234854 | Units: ug/L

CAS NO.	COMPOUND NAME	RESULT	Q	RL	MDL
630-20-6	1,1,1,2-Tetrachloroethane	1.0	U	1.0	0.28
71-55-6	1,1,1-Trichloroethane	1.0	U	1.0	0.44
79-34-5	1,1,2,2-Tetrachloroethane	1.0	U	1.0	0.22
76-13-1	1,1,2-Trichloro-1,2,2-trichfluoroeth ane	1.0	U	1.0	0.45
75-34-3	1,1-Dichloroethane	1.0	U	1.0	0.30
75-35-4	1,1-Dichloroethene	1.0	U	1.0	0.45
563-58-6	1,1-Dichloropropene	1.0	U	1.0	0.42
87-61-6	1,2,3-Trichlorobenzene	1.0	U	1.0	0.37
96-18-4	1,2,3-Trichloropropane	1.0	U	1.0	0.44
526-73-8	1,2,3-Trimethylbenzene	5.0	U	5.0	0.47
120-82-1	1,2,4-Trichlorobenzene	1.0	U	1.0	0.32
95-63-6	1,2,4-Trimethylbenzene	1.0	U	1.0	0.41
96-12-8	1,2-Dibromo-3-Chloropropane	5.0	U	5.0	0.82
95-50-1	1,2-Dichlorobenzene	1.0	U	1.0	0.25
107-06-2	1,2-Dichloroethane	1.0	U	1.0	0.23
78-87-5	1,2-Dichloropropane	1.0	U	1.0	0.25
541-73-1	1,3-Dichlorobenzene	1.0	U	1.0	0.19
142-28-9	1,3-Dichloropropane	1.0	U	1.0	0.19
106-46-7	1,4-Dichlorobenzene	1.0	U	1.0	0.27
594-20-7	2,2-Dichloropropane	1.0	U	1.0	0.26
110-75-8	2-Chloroethyl vinyl ether	10	U	10	0.59
95-49-8	2-Chlorotoluene	1.0	U	1.0	0.40
591-78-6	2-Hexanone	5.0	U	5.0	0.48
106-43-4	4-Chlorotoluene	1.0	U	1.0	0.29
99-87-6	p-Isopropyltoluene	1.0	U	1.0	0.43
67-64-1	Acetone	5.0	U	5.0	0.94
108-86-1	Bromobenzene	1.0	U	1.0	0.35
71-43-2	Benzene	1.0	U	1.0	0.35
75-25-2	Bromoform	1.0	U	1.0	0.56
74-83-9	Bromomethane	1.0	U	1.0	0.44
75-15-0	Carbon disulfide	1.0	U	1.0	0.38
56-23-5	Carbon tetrachloride	1.0	U	1.0	0.43
108-90-7	Chlorobenzene	1.0	U	1.0	0.25
75-00-3	Chloroethane	1.0	U	1.0	0.32
67-66-3	Chloroform	1.0	U	1.0	0.25

FORM I
GC/MS VOA ORGANICS ANALYSIS DATA SHEET

Lab Name: TestAmerica Canton | Job No.: 240-66021-1

SDG No.:

Client Sample ID: | Lab Sample ID: MB 240-234854/6

Matrix: Water | Lab File ID: UXM6006.D

Analysis Method: 8260C | Date Collected:

Sample wt/vol: 5(mL) | Date Analyzed: 06/16/2016 23:30

Soil Aliquot Vol: | Dilution Factor: 1

Soil Extract Vol.: | GC Column: DB-624 ID: 0.18(mm)

% Moisture: | Level: (low/med) Low

Analysis Batch No.: 234854 | Units: ug/L

CAS NO.	COMPOUND NAME	RESULT	Q	RL	MDL
74-87-3	Chloromethane	1.0	U	1.0	0.44
156-59-2	cis-1,2-Dichloroethene	1.0	U	1.0	0.26
10061-01-5	cis-1,3-Dichloropropene	1.0	U	1.0	0.46
74-97-5	Bromochloromethane	1.0	U	1.0	0.50
74-95-3	Dibromomethane	1.0	U	1.0	0.42
75-27-4	Bromodichloromethane	1.0	U	1.0	0.29
75-71-8	Dichlorodifluoromethane	1.0	U	1.0	0.32
100-41-4	Ethylbenzene	1.0	U	1.0	0.25
87-68-3	Hexachlorobutadiene	1.0	U	1.0	0.35
108-20-3	Diisopropyl ether	5.0	U	5.0	0.50
98-82-8	Isopropylbenzene	1.0	U	1.0	0.35
179601-23-1	m-Xylene & p-Xylene	2.0	U	2.0	0.24
78-93-3	2-Butanone	5.0	U	5.0	0.53
91-20-3	Naphthalene	1.0	U	1.0	0.45
108-10-1	4-Methyl-2-pentanone	5.0	U	5.0	0.99
104-51-8	n-Butylbenzene	1.0	U	1.0	0.31
103-65-1	n-Propylbenzene	1.0	U	1.0	0.40
1634-04-4	Methyl tert-butyl ether	1.0	U	1.0	0.20
135-98-8	sec-Butylbenzene	1.0	U	1.0	0.48
75-09-2	Methylene Chloride	1.0	U	1.0	0.33
95-47-6	o-Xylene	1.0	U	1.0	0.25
994-05-8	Tert-amyl-methyl ether (TAME)	5.0	U	5.0	0.30
100-42-5	Styrene	1.0	U	1.0	0.45
637-92-3	Ethyl-t-butyl ether (ETBE)	5.0	U	5.0	0.23
127-18-4	Tetrachloroethene	1.0	U	1.0	0.31
108-88-3	Toluene	1.0	U	1.0	0.23
156-60-5	trans-1,2-Dichloroethene	1.0	U	1.0	0.30
10061-02-6	trans-1,3-Dichloropropene	1.0	U	1.0	0.56
79-01-6	Trichloroethene	1.0	U	1.0	0.22
75-69-4	Trichlorofluoromethane	1.0	U	1.0	0.49
98-06-6	tert-Butylbenzene	1.0	U	1.0	0.41
106-93-4	1,2-Dibromoethane	1.0	U	1.0	0.32
108-05-4	Vinyl acetate	2.0	U	2.0	0.41
75-01-4	Vinyl chloride	0.50	U	0.50	0.29
75-65-0	tert-Butyl alcohol	20	U	20	4.9
1330-20-7	Xylenes, Total	2.0	U	2.0	0.52

FORM I
GC/MS VOA ORGANICS ANALYSIS DATA SHEET

Lab Name: TestAmerica Canton Job No.: 240-66021-1

SDG No.:

Client Sample ID: Lab Sample ID: MB 240-234854/6

Matrix: Water Lab File ID: UXM6006.D

Analysis Method: 8260C Date Collected:

Sample wt/vol: 5(mL) Date Analyzed: 06/16/2016 23:30

Soil Aliquot Vol: Dilution Factor: 1

Soil Extract Vol.: GC Column: DB-624 ID: 0.18(mm)

% Moisture: Level: (low/med) Low

Analysis Batch No.: 234854 Units: ug/L

CAS NO.	COMPOUND NAME	RESULT	Q	RL	MDL
124-48-1	Dibromochloromethane	1.0	U	1.0	0.43

CAS NO.	SURROGATE	%REC	Q	LIMITS
2037-26-5	Toluene-d8 (Surr)	102		80-120
1868-53-7	Dibromofluoromethane (Surr)	95		79-120
460-00-4	4-Bromofluorobenzene (Surr)	97		61-120
17060-07-0	1,2-Dichloroethane-d4 (Surr)	94		78-125

FORM I
GC/MS VOA ORGANICS ANALYSIS DATA SHEET
TENTATIVELY IDENTIFIED COMPOUNDS

Lab Name: TestAmerica Canton Job No.: 240-66021-1

SDG No.:

Client Sample ID: Lab Sample ID: MB 240-234854/6

Matrix: Water Lab File ID: UXM6006.D

Analysis Method: 8260C Date Collected:

Sample wt/vol: 5(mL) Date Analyzed: 06/16/2016 23:30

Soil Aliquot Vol: Dilution Factor: 1

Soil Extract Vol.: GC Column: DB-624 ID: 0.18(mm)

% Moisture: Level: (low/med) Low

Analysis Batch No.: 234854 Units: ug/L

Number TICs Found: 0 TIC Result Total: 0

CAS NO.	COMPOUND NAME	RT	RESULT	Q
	Tentatively Identified Compound		None	

FORM I
GC/MS VOA ORGANICS ANALYSIS DATA SHEET
TARGETED TENATIVELY IDENTIFIED COMPOUNDS

Lab Name: TestAmerica Canton | Job No.: 240-66021-1

SDG No.:

Client Sample ID: | Lab Sample ID: MB 240-234854/6

Matrix: Water | Lab File ID: UXM6006.D

Analysis Method: 8260C | Date Collected:

Sample wt/vol: 5(mL) | Date Analyzed: 06/16/2016 23:30

Soil Aliquot Vol: | Dilution Factor: 1

Soil Extract Vol.: | GC Column: DB-624 ID: 0.18(mm)

% Moisture: | Level: (low/med) Low

Analysis Batch No.: 234854 | Units: ug/L

CAS NO.	COMPOUND NAME	RT	RESULT	Q
75-45-6	Chlorodifluoromethane TIC		1.0	U

FORM III
GC/MS VOA LAB CONTROL SAMPLE RECOVERY

Lab Name: TestAmerica Canton Job No.: 240-66021-1

SDG No.:

Matrix: Water Level: Low Lab File ID: UXM6004.D

Lab ID: LCS 240-234854/4 Client ID:

COMPOUND	SPIKE ADDED (ug/L)	LCS CONCENTRATION (ug/L)	LCS % REC	QC LIMITS REC	#
1,1,1,2-Tetrachloroethane	10.0	8.94	89	80-120	
1,1,1-Trichloroethane	10.0	9.65	96	77-123	
1,1,2,2-Tetrachloroethane	10.0	8.22	82	71-123	
1,1,2-Trichloro-1,2,2-trichfluoroethane	10.0	7.50	75	67-138	
1,1-Dichloroethane	10.0	9.16	92	79-125	
1,1-Dichloroethene	10.0	8.41	84	76-124	
1,1-Dichloropropene	10.0	8.98	90	80-128	
1,2,3-Trichlorobenzene	10.0	8.17	82	66-120	
1,2,3-Trichloropropane	10.0	8.44	84	72-126	
1,2,4-Trichlorobenzene	10.0	8.17	82	61-120	
1,2,4-Trimethylbenzene	10.0	8.70	87	76-120	
1,2-Dibromo-3-Chloropropane	10.0	6.59	66	50-132	
1,2-Dichlorobenzene	10.0	8.96	90	79-120	
1,2-Dichloroethane	10.0	9.09	91	80-120	
1,2-Dichloropropane	10.0	9.44	94	78-124	
1,3-Dichlorobenzene	10.0	8.81	88	79-120	
1,3-Dichloropropane	10.0	8.92	89	80-120	
1,4-Dichlorobenzene	10.0	8.88	89	79-120	
2,2-Dichloropropane	10.0	9.52	95	71-122	
2-Chloroethyl vinyl ether	10.0	8.12 J	81	54-139	
2-Chlorotoluene	10.0	8.67	87	80-120	
2-Hexanone	20.0	15.8	79	55-141	
4-Chlorotoluene	10.0	8.80	88	80-120	
p-Isopropyltoluene	10.0	8.74	87	77-120	
Acetone	20.0	14.8	74	34-148	
Bromobenzene	10.0	9.01	90	80-120	
Benzene	10.0	9.40	94	80-120	
Bromoform	10.0	8.24	82	56-122	
Bromomethane	10.0	9.43	94	38-132	
Carbon disulfide	10.0	9.01	90	65-144	
Carbon tetrachloride	10.0	8.80	88	77-131	
Chlorobenzene	10.0	9.09	91	80-120	
Chloroethane	10.0	7.86	79	36-126	
Chloroform	10.0	9.21	92	80-120	
Chloromethane	10.0	9.90	99	48-133	
cis-1,2-Dichloroethene	10.0	9.33	93	79-120	
cis-1,3-Dichloropropene	10.0	8.50	85	74-126	
Bromochloromethane	10.0	8.57	86	80-120	
Dibromomethane	10.0	8.37	84	80-120	
Bromodichloromethane	10.0	8.74	87	80-120	
Dichlorodifluoromethane	10.0	7.40	74	23-136	

Column to be used to flag recovery and RPD values

FORM III 8260C

FORM III
GC/MS VOA LAB CONTROL SAMPLE RECOVERY

Lab Name: TestAmerica Canton Job No.: 240-66021-1

SDG No.:

Matrix: Water Level: Low Lab File ID: UXM6004.D

Lab ID: LCS 240-234854/4 Client ID:

COMPOUND	SPIKE ADDED (ug/L)	LCS CONCENTRATION (ug/L)	LCS % REC	QC LIMITS REC	#
Ethylbenzene	10.0	9.12	91	80-120	
Hexachlorobutadiene	10.0	7.41	74	62-120	
Isopropylbenzene	10.0	9.12	91	77-120	
m-Xylene & p-Xylene	10.0	9.07	91	80-120	
2-Butanone	20.0	14.9	75	56-138	
Naphthalene	10.0	7.65	76	53-121	
4-Methyl-2-pentanone	20.0	16.6	83	64-135	
n-Butylbenzene	10.0	8.30	83	74-120	
n-Propylbenzene	10.0	8.59	86	79-123	
Methyl tert-butyl ether	10.0	8.84	88	69-121	
sec-Butylbenzene	10.0	8.73	87	77-120	
Methylene Chloride	10.0	9.40	94	77-129	
o-Xylene	10.0	9.02	90	80-120	
Styrene	10.0	9.05	91	76-122	
Tetrachloroethene	10.0	8.98	90	78-121	
Toluene	10.0	9.47	95	80-120	
trans-1,2-Dichloroethene	10.0	9.45	95	80-124	
trans-1,3-Dichloropropene	10.0	8.23	82	75-131	
Trichloroethene	10.0	9.36	94	80-121	
Trichlorofluoromethane	10.0	10.6	106	61-133	
tert-Butylbenzene	10.0	8.95	90	77-121	
1,2-Dibromoethane	10.0	8.60	86	80-120	
Vinyl acetate	10.0	6.82	68	27-160	
Vinyl chloride	10.0	8.99	90	52-121	
tert-Butyl alcohol	100	81.4	81	38-144	
Xylenes, Total	20.0	18.1	90	80-120	
Dibromochloromethane	10.0	7.98	80	74-120	

Column to be used to flag recovery and RPD values

FORM III 8260C

FORM III
GC/MS VOA MATRIX SPIKE RECOVERY

Lab Name: TestAmerica Canton Job No.: 240-66021-1

SDG No.:

Matrix: Water Level: Low Lab File ID: UXM6028.D

Lab ID: 240-66021-20 MS Client ID: MSA-SW41D-061416 MS

COMPOUND	SPIKE ADDED (ug/L)	SAMPLE CONCENTRATION (ug/L)	MS CONCENTRATION (ug/L)	MS % REC	QC LIMITS REC	#
1,1,1,2-Tetrachloroethane	10.0	1.0 U	9.03	90	72-120	
1,1,1-Trichloroethane	10.0	1.0 U	9.51	95	69-122	
1,1,2,2-Tetrachloroethane	10.0	1.0 U	9.09	91	61-130	
1,1,2-Trichloro-1,2,2-trichfluoroethane	10.0	1.0 U	8.92	89	44-140	
1,1-Dichloroethane	10.0	1.0 U	9.32	93	73-124	
1,1-Dichloroethene	10.0	1.0 U	8.79	88	67-124	
1,1-Dichloropropene	10.0	1.0 U	9.49	95	81-126	
1,2,3-Trichlorobenzene	10.0	1.0 U	8.74	87	46-120	
1,2,3-Trichloropropane	10.0	1.0 U	9.37	94	58-135	
1,2,4-Trichlorobenzene	10.0	1.0 U	8.81	88	48-120	
1,2,4-Trimethylbenzene	10.0	1.0 U	9.34	93	64-122	
1,2-Dibromo-3-Chloropropane	10.0	5.0 U	7.34	73	42-130	
1,2-Dichlorobenzene	10.0	1.0 U	9.43	94	67-118	
1,2-Dichloroethane	10.0	1.0 U	9.54	95	74-125	
1,2-Dichloropropane	10.0	1.0 U	9.68	97	73-122	
1,3-Dichlorobenzene	10.0	1.0 U	9.47	95	65-120	
1,3-Dichloropropane	10.0	1.0 U	9.36	94	59-133	
1,4-Dichlorobenzene	10.0	1.0 U	9.64	96	66-120	
2,2-Dichloropropane	10.0	1.0 U	9.96	100	48-126	
2-Chloroethyl vinyl ether	10.0	10 U	2.10 J	21	10-150	
2-Chlorotoluene	10.0	1.0 U	9.21	92	70-122	
2-Hexanone	20.0	5.0 U	16.9	84	49-142	
4-Chlorotoluene	10.0	1.0 U	9.43	94	74-120	
p-Isopropyltoluene	10.0	1.0 U	9.51	95	61-123	
Acetone	20.0	5.0 U	15.0	75	32-126	
Bromobenzene	10.0	1.0 U	9.33	93	73-120	
Benzene	10.0	1.0 U	9.79	98	73-121	
Bromoform	10.0	1.0 U	8.47	85	45-121	
Bromomethane	10.0	1.0 U	6.73	67	26-136	
Carbon disulfide	10.0	1.0 U	9.06	91	54-144	
Carbon tetrachloride	10.0	1.0 U	9.27	93	65-129	
Chlorobenzene	10.0	1.0 U	9.53	95	72-120	
Chloroethane	10.0	1.0 U	7.60	76	27-131	
Chloroform	10.0	1.0 U	9.45	95	73-121	
Chloromethane	10.0	1.0 U	10.3	103	39-134	
cis-1,2-Dichloroethene	10.0	0.41 J	9.51	91	66-124	
cis-1,3-Dichloropropene	10.0	1.0 U	8.98	90	60-120	
Bromochloromethane	10.0	1.0 U	8.57	86	60-132	
Dibromomethane	10.0	1.0 U	8.74	87	63-134	
Bromodichloromethane	10.0	1.0 U	9.04	90	72-120	
Dichlorodifluoromethane	10.0	1.0 U	9.20	92	14-137	

Column to be used to flag recovery and RPD values

FORM III 8260C

FORM III
GC/MS VOA MATRIX SPIKE RECOVERY

Lab Name: TestAmerica Canton Job No.: 240-66021-1

SDG No.:

Matrix: Water Level: Low Lab File ID: UXM6028.D

Lab ID: 240-66021-20 MS Client ID: MSA-SW41D-061416 MS

COMPOUND	SPIKE ADDED (ug/L)	SAMPLE CONCENTRATION (ug/L)	MS CONCENTRATION (ug/L)	MS % REC	QC LIMITS REC	#
Ethylbenzene	10.0	1.0 U	9.65	97	68-121	
Hexachlorobutadiene	10.0	1.0 U	8.69	87	48-120	
Isopropylbenzene	10.0	1.0 U	9.72	97	61-122	
m-Xylene & p-Xylene	10.0	2.0 U	9.40	94	66-123	
2-Butanone	20.0	5.0 U	15.3	77	49-132	
Naphthalene	10.0	1.0 U	8.42	84	38-128	
4-Methyl-2-pentanone	20.0	5.0 U	18.1	91	58-136	
n-Butylbenzene	10.0	1.0 U	9.28	93	54-126	
n-Propylbenzene	10.0	1.0 U	9.44	94	63-129	
Methyl tert-butyl ether	10.0	1.0 U	9.13	91	61-121	
sec-Butylbenzene	10.0	1.0 U	9.44	94	61-123	
Methylene Chloride	10.0	1.0 U	8.80	88	70-124	
o-Xylene	10.0	1.0 U	9.31	93	68-121	
Styrene	10.0	1.0 U	9.46	95	64-126	
Tetrachloroethene	10.0	1.0 U	9.63	96	59-125	
Toluene	10.0	1.0 U	9.87	99	72-122	
trans-1,2-Dichloroethene	10.0	1.0 U	9.99	100	72-125	
trans-1,3-Dichloropropene	10.0	1.0 U	8.82	88	58-132	
Trichloroethene	10.0	0.62 J	10.0	94	61-129	
Trichlorofluoromethane	10.0	1.0 U	9.27	93	49-133	
tert-Butylbenzene	10.0	1.0 U	9.59	96	63-122	
1,2-Dibromoethane	10.0	1.0 U	9.27	93	69-125	
Vinyl acetate	10.0	2.0 U	9.24	92	26-189	
Vinyl chloride	10.0	0.50 U	9.86	99	44-122	
tert-Butyl alcohol	100	20 U	94.2	94	70-130	
Xylenes, Total	20.0	2.0 U	18.7	94	67-122	
Dibromochloromethane	10.0	1.0 U	8.14	81	62-122	

Column to be used to flag recovery and RPD values

FORM III 8260C

FORM III
GC/MS VOA MATRIX SPIKE DUPLICATE RECOVERY

Lab Name: TestAmerica Canton Job No.: 240-66021-1

SDG No.:

Matrix: Water Level: Low Lab File ID: UXM6029.D

Lab ID: 240-66021-20 MSD Client ID: MSA-SW41D-061416 MSD

COMPOUND	SPIKE ADDED (ug/L)	MSD CONCENTRATION (ug/L)	MSD % REC	% RPD	QC LIMITS RPD	QC LIMITS REC	#
1,1,1,2-Tetrachloroethane	10.0	9.24	92	2	22	72-120	
1,1,1-Trichloroethane	10.0	9.86	99	4	14	69-122	
1,1,2,2-Tetrachloroethane	10.0	9.42	94	4	18	61-130	
1,1,2-Trichloro-1,2,2-trichfluoroethane	10.0	9.03	90	1	35	44-140	
1,1-Dichloroethane	10.0	9.55	96	2	14	73-124	
1,1-Dichloroethene	10.0	9.28	93	5	24	67-124	
1,1-Dichloropropene	10.0	9.71	97	2	11	81-126	
1,2,3-Trichlorobenzene	10.0	9.02	90	3	35	46-120	
1,2,3-Trichloropropane	10.0	9.27	93	1	25	58-135	
1,2,4-Trichlorobenzene	10.0	9.16	92	4	28	48-120	
1,2,4-Trimethylbenzene	10.0	9.46	95	1	14	64-122	
1,2-Dibromo-3-Chloropropane	10.0	7.56	76	3	24	42-130	
1,2-Dichlorobenzene	10.0	9.86	99	5	15	67-118	
1,2-Dichloroethane	10.0	9.66	97	1	24	74-125	
1,2-Dichloropropane	10.0	9.68	97	0	15	73-122	
1,3-Dichlorobenzene	10.0	9.48	95	0	15	65-120	
1,3-Dichloropropane	10.0	9.48	95	1	35	59-133	
1,4-Dichlorobenzene	10.0	9.75	98	1	16	66-120	
2,2-Dichloropropane	10.0	10.3	103	4	30	48-126	
2-Chloroethyl vinyl ether	10.0	10 U	0	NC	30	10-150	F1
2-Chlorotoluene	10.0	9.47	95	3	18	70-122	
2-Hexanone	20.0	17.6	88	4	27	49-142	
4-Chlorotoluene	10.0	9.29	93	1	15	74-120	
p-Isopropyltoluene	10.0	9.59	96	1	27	61-123	
Acetone	20.0	15.5	78	4	28	32-126	
Bromobenzene	10.0	9.40	94	1	13	73-120	
Benzene	10.0	9.86	99	1	13	73-121	
Bromoform	10.0	8.54	85	1	19	45-121	
Bromomethane	10.0	7.79	78	15	35	26-136	
Carbon disulfide	10.0	9.34	93	3	34	54-144	
Carbon tetrachloride	10.0	9.65	96	4	20	65-129	
Chlorobenzene	10.0	9.63	96	1	15	72-120	
Chloroethane	10.0	7.37	74	3	35	27-131	
Chloroform	10.0	9.71	97	3	17	73-121	
Chloromethane	10.0	9.88	99	4	20	39-134	
cis-1,2-Dichloroethene	10.0	9.96	96	5	22	66-124	
cis-1,3-Dichloropropene	10.0	9.11	91	1	21	60-120	
Bromochloromethane	10.0	8.63	86	1	35	60-132	
Dibromomethane	10.0	8.97	90	3	35	63-134	
Bromodichloromethane	10.0	8.88	89	2	19	72-120	
Dichlorodifluoromethane	10.0	8.34	83	10	34	14-137	

Column to be used to flag recovery and RPD values

FORM III 8260C

FORM III
GC/MS VOA MATRIX SPIKE DUPLICATE RECOVERY

Lab Name: TestAmerica Canton Job No.: 240-66021-1

SDG No.:

Matrix: Water Level: Low Lab File ID: UXM6029.D

Lab ID: 240-66021-20 MSD Client ID: MSA-SW41D-061416 MSD

COMPOUND	SPIKE ADDED (ug/L)	MSD CONCENTRATION (ug/L)	MSD % REC	% RPD	QC LIMITS RPD	QC LIMITS REC	#
Ethylbenzene	10.0	9.69	97	0	16	68-121	
Hexachlorobutadiene	10.0	8.58	86	1	34	48-120	
Isopropylbenzene	10.0	9.91	99	2	20	61-122	
m-Xylene & p-Xylene	10.0	9.47	95	1	15	66-123	
2-Butanone	20.0	15.1	75	2	19	49-132	
Naphthalene	10.0	8.78	88	4	35	38-128	
4-Methyl-2-pentanone	20.0	18.5	92	2	32	58-136	
n-Butylbenzene	10.0	9.28	93	0	33	54-126	
n-Propylbenzene	10.0	9.56	96	1	29	63-129	
Methyl tert-butyl ether	10.0	9.43	94	3	12	61-121	
sec-Butylbenzene	10.0	9.73	97	3	29	61-123	
Methylene Chloride	10.0	8.91	89	1	14	70-124	
o-Xylene	10.0	9.67	97	4	14	68-121	
Styrene	10.0	9.59	96	1	15	64-126	
Tetrachloroethene	10.0	9.99	100	4	20	59-125	
Toluene	10.0	10.1	101	2	15	72-122	
trans-1,2-Dichloroethene	10.0	10.1	101	1	25	72-125	
trans-1,3-Dichloropropene	10.0	8.75	88	1	22	58-132	
Trichloroethene	10.0	10.4	98	3	14	61-129	
Trichlorofluoromethane	10.0	9.76	98	5	25	49-133	
tert-Butylbenzene	10.0	9.93	99	4	24	63-122	
1,2-Dibromoethane	10.0	9.27	93	0	24	69-125	
Vinyl acetate	10.0	9.38	94	2	15	26-189	
Vinyl chloride	10.0	9.34	93	5	35	44-122	
tert-Butyl alcohol	100	94.6	95	0	30	70-130	
Xylenes, Total	20.0	19.1	96	2	14	67-122	
Dibromochloromethane	10.0	8.40	84	3	19	62-122	

Column to be used to flag recovery and RPD values

FORM III 8260C

FORM V
GC/MS VOA INSTRUMENT PERFORMANCE CHECK
BROMOFLUOROBENZENE (BFB)

Lab Name: TestAmerica Canton Job No.: 240-66021-1

SDG No.:

Lab File ID: BFB3207.D BFB Injection Date: 04/12/2016

Instrument ID: A3UX12 BFB Injection Time: 18:17

Analysis Batch No.: 225705

M/E	ION ABUNDANCE CRITERIA	% RELATIVE ABUNDANCE	
50	15.0 - 40.0 % of mass 95	18.2	
75	30.0 - 60.0 % of mass 95	47.3	
95	Base Peak, 100% relative abundance	100.0	
96	5.0 - 9.0 % of mass 95	6.9	
173	Less than 2.0 % of mass 174	0.8	(1.0) 1
174	50.0 - 120.00 % of mass 95	75.9	
175	5.0 - 9.0 % of mass 174	5.3	(6.9) 1
176	95.0 - 101.0 % of mass 174	72.9	(96.0) 1
177	5.0 - 9.0 % of mass 176	5.1	(7.0) 2

1-Value is % mass 174 2-Value is % mass 176

THIS CHECK APPLIES TO THE FOLLOWING SAMPLES, MS, MSD, BLANKS AND STANDARDS:

CLIENT SAMPLE ID	LAB SAMPLE ID	LAB FILE ID	DATE ANALYZED	TIME ANALYZED
	STDA9 240-225705/16	U1250010a.D	04/12/2016	23:58
	STDA9 240-225705/17	U1250011a.D	04/13/2016	00:21
	STDA9 240-225705/18	U1250012.D	04/13/2016	00:45
	STDA9 240-225705/19	U1250013a.D	04/13/2016	01:09
	STDA9 240-225705/20	U1250014.D	04/13/2016	01:32
	STDA9 240-225705/21	U1250015.D	04/13/2016	01:56

FORM VI
GC/MS VOA BY INTERNAL STANDARD - INITIAL CALIBRATION DATA
CURVE EVALUATION

Lab Name: TestAmerica Canton Job No.: 240-66021-1 Analy Batch No.: 225705

SDG No.:

Instrument ID: A3UX12 GC Column: DB-624 ID: 0.18(mm) Heated Purge: (Y/N) N

Calibration Start Date: 04/12/2016 23:58 Calibration End Date: 04/13/2016 01:56 Calibration ID: 33941

Calibration Files:

LEVEL:	LAB SAMPLE ID:	LAB FILE ID:
Level 1	STDA9 240-225705/16	U1250010a.D
Level 2	STDA9 240-225705/17	U1250011a.D
Level 3	STDA9 240-225705/18	U1250012.D
Level 4	STDA9 240-225705/19	U1250013a.D
Level 5	STDA9 240-225705/20	U1250014.D
Level 6	STDA9 240-225705/21	U1250015.D

ANALYTE	RRF					CURVE TYPE	COEFFICIENT			#	MIN RRF	%RSD	#	MAX %RSD	R^2 OR COD	#	MIN R^2 OR COD
	LVL 1 LVL 6	LVL 2	LVL 3	LVL 4	LVL 5		B	M1	M2								
Acetonitrile	0.0668 0.0465	0.0539	0.0464	0.0471	0.0492	Ave		0.0516				15.4		20.0			
Diisopropyl ether	0.2120 0.2760	0.2290	0.2642	0.2767	0.2696	Ave		0.2546				10.7		20.0			
2-Chloro-1,3-butadiene	0.3242 0.4043	0.3551	0.3686	0.3659	0.3861	Ave		0.3674				7.4		20.0			
Ethyl-t-butyl ether (ETBE)	0.8707 0.8861	0.8074	0.8080	0.8777	0.8632	Ave		0.8522				4.1		20.0			
Ethyl acetate	0.2309 0.2402	0.2124	0.2242	0.2235	0.2448	Ave		0.2293				5.2		20.0			
Propionitrile	0.0520 0.0524	0.0505	0.0507	0.0505	0.0528	Ave		0.0515				2.0		20.0			
Methacrylonitrile	0.1679 0.1807	0.1652	0.1735	0.1743	0.1828	Ave		0.1741				3.9		20.0			
Tert-amyl-methyl ether (TAME)	0.9274 0.9619	0.8924	0.8560	0.9283	0.9233	Ave		0.9149				4.0		20.0			
n-Butanol	+++++ 0.0050	0.0030	0.0041	0.0043	0.0048	Ave		0.0042				19.2		20.0			
Ethyl acrylate	0.3236 0.3801	0.2926	0.3209	0.3334	0.3555	Ave		0.3344				9.1		20.0			
Methyl methacrylate	0.2411 0.2437	0.2113	0.2119	0.2248	0.2383	Ave		0.2285				6.4		20.0			
2-Nitropropane	+++++ 0.0294	0.0296	0.0260	0.0271	0.0266	Ave		0.0278				5.9		20.0			
n-Butyl acetate	0.4046 0.4664	0.4272	0.4165	0.4063	0.4612	Ave		0.4304				6.3		20.0			
1-Chlorohexane	0.2963 0.3318	0.3517	0.2982	0.3145	0.3258	Ave		0.3197				6.6		20.0			
Cyclohexanone	+++++ 0.0192	0.0182	0.0165	0.0184	0.0207	Ave		0.0186				8.3		20.0			

Note: The m1 coefficient is the same as Ave RRF for an Ave curve type.

FORM VI
GC/MS VOA BY INTERNAL STANDARD - INITIAL CALIBRATION DATA
CURVE EVALUATION

Lab Name: TestAmerica Canton Job No.: 240-66021-1 Analy Batch No.: 225705

SDG No.:

Instrument ID: A3UX12 GC Column: DB-624 ID: 0.18(mm) Heated Purge: (Y/N) N

Calibration Start Date: 04/12/2016 23:58 Calibration End Date: 04/13/2016 01:56 Calibration ID: 33941

ANALYTE	RRF					CURVE TYPE	COEFFICIENT			#	MIN RRF	%RSD	#	MAX %RSD	R^2 OR COD	#	MIN R^2 OR COD
	LVL 1 LVL 6	LVL 2	LVL 3	LVL 4	LVL 5		B	M1	M2								
1,2,3-Trimethylbenzene	2.7559 3.2186	2.9286	3.0154	3.1242	3.1228	Ave		3.0276				5.5		20.0			
1,3,5-Trichlorobenzene	1.2010 1.1851	1.0680	1.0635	1.1592	1.1623	Ave		1.1399				5.2		20.0			
2-Methylnaphthalene	1.6548 2.1176	1.8275	1.6814	1.9830	2.0337	Ave		1.8830				10.2		20.0			

Note: The m1 coefficient is the same as Ave RRF for an Ave curve type.

FORM V
GC/MS VOA INSTRUMENT PERFORMANCE CHECK
BROMOFLUOROBENZENE (BFB)

Lab Name: TestAmerica Canton Job No.: 240-66021-1

SDG No.:

Lab File ID: BFB3254.D BFB Injection Date: 05/31/2016

Instrument ID: A3UX12 BFB Injection Time: 16:10

Analysis Batch No.: 232571

M/E	ION ABUNDANCE CRITERIA	% RELATIVE ABUNDANCE	
50	15.0 - 40.0 % of mass 95	17.2	
75	30.0 - 60.0 % of mass 95	46.0	
95	Base Peak, 100% relative abundance	100.0	
96	5.0 - 9.0 % of mass 95	7.0	
173	Less than 2.0 % of mass 174	0.3	(0.3) 1
174	50.0 - 120.00 % of mass 95	83.5	
175	5.0 - 9.0 % of mass 174	6.2	(7.4) 1
176	95.0 - 101.0 % of mass 174	80.2	(96.0) 1
177	5.0 - 9.0 % of mass 176	4.9	(6.1) 2

1-Value is % mass 174 2-Value is % mass 176

THIS CHECK APPLIES TO THE FOLLOWING SAMPLES, MS, MSD, BLANKS AND STANDARDS:

CLIENT SAMPLE ID	LAB SAMPLE ID	LAB FILE ID	DATE ANALYZED	TIME ANALYZED
	STD8260 240-232571/8	U1251056.D	05/31/2016	19:24
	STD8260 240-232571/9	U1251057.D	05/31/2016	19:46
	STD8260 240-232571/10	U1251058.D	05/31/2016	20:09
	ICIS 240-232571/11	U1251059.D	05/31/2016	20:33
	STD8260 240-232571/12	U1251060.D	05/31/2016	20:59
	STD8260 240-232571/13	U1251061.D	05/31/2016	21:24
	ICV 240-232571/15	U1251063.D	05/31/2016	22:15

FORM VI
GC/MS VOA BY INTERNAL STANDARD - INITIAL CALIBRATION DATA
CURVE EVALUATION

Lab Name: TestAmerica Canton Job No.: 240-66021-1 Analy Batch No.: 232571

SDG No.:

Instrument ID: A3UX12 GC Column: DB-624 ID: 0.18(mm) Heated Purge: (Y/N) N

Calibration Start Date: 05/31/2016 19:24 Calibration End Date: 05/31/2016 21:24 Calibration ID: 34641

ANALYTE	RRF					CURVE TYPE	COEFFICIENT			#	MIN RRF	%RSD	#	MAX %RSD	R^2 OR COD	#	MIN R^2 OR COD
	LVL 1 LVL 6	LVL 2	LVL 3	LVL 4	LVL 5		B	M1	M2								
3-Chloro-1-propene	0.3499 0.2187	0.3430	0.2754	0.1955	0.2195	Lin1	0.0939	0.2171							0.9940		0.9900
Methyl acetate	0.2388 0.2385	0.2310	0.2369	0.2209	0.2319	Ave		0.2330			0.1000	2.9		20.0			
Methylene Chloride	+++++ 0.5716	1.0138	0.6116	0.5212	0.5575	Lin1	0.4324	0.5524			0.1000				0.9980		0.9900
tert-Butyl alcohol	0.0219 0.0339	0.0227	0.0227	0.0274	0.0274	Ave		0.0260				17.7		20.0			
Acrylonitrile	0.1275 0.1379	0.1254	0.1409	0.1272	0.1358	Ave		0.1325				4.9		20.0			
Methyl tert-butyl ether	0.9170 1.0012	0.9540	0.9897	0.8902	0.9427	Ave		0.9491			0.1000	4.4		20.0			
trans-1,2-Dichloroethene	0.4971 0.4725	0.4042	0.4344	0.4018	0.4517	Ave		0.4436			0.1000	8.5		20.0			
Hexane	+++++ 0.2238	0.2275	0.2575	0.2041	0.2362	Ave		0.2298				8.5		20.0			
1,1-Dichloroethane	0.5235 0.5513	0.5222	0.5412	0.4998	0.5405	Ave		0.5297			0.2000	3.5		20.0			
Vinyl acetate	0.3823 0.4694	0.3621	0.3850	0.3608	0.4250	Ave		0.3974				10.6		20.0			
cis-1,2-Dichloroethene	0.5215 0.4314	0.4060	0.4485	0.3910	0.4215	Ave		0.4366			0.1000	10.6		20.0			
2,2-Dichloropropane	0.1978 0.1633	0.2046	0.1743	0.1520	0.1603	Ave		0.1754				12.2		20.0			
2-Butanone	0.1486 0.1555	0.1332	0.1545	0.1324	0.1497	Ave		0.1457			0.0100	7.1		20.0			
Bromochloromethane	0.2943 0.2461	0.2705	0.2619	0.2695	0.2428	Ave		0.2642				7.1		20.0			
Tetrahydrofuran	+++++ 0.0907	0.0994	0.0902	0.0914	0.0877	Ave		0.0919				4.8		20.0			
Chloroform	0.5022 0.5220	0.5555	0.5072	0.4768	0.5141	Ave		0.5130			0.2000	5.1		20.0			
1,1,1-Trichloroethane	0.2319 0.3530	0.2787	0.3209	0.3053	0.3179	Ave		0.3013			0.1000	13.8		20.0			
Cyclohexane	0.3163 0.3912	0.4295	0.3987	0.3406	0.3877	Ave		0.3773			0.1000	11.0		20.0			
1,1-Dichloropropene	0.4272 0.3949	0.4008	0.4046	0.3526	0.3953	Ave		0.3959				6.1		20.0			
Carbon tetrachloride	0.3412 0.3032	0.2361	0.2751	0.2303	0.2764	Ave		0.2770			0.1000	15.0		20.0			

Note: The m1 coefficient is the same as Ave RRF for an Ave curve type.

FORM VI
GC/MS VOA BY INTERNAL STANDARD - INITIAL CALIBRATION DATA
CURVE EVALUATION

Lab Name: TestAmerica Canton Job No.: 240-66021-1 Analy Batch No.: 232571

SDG No.:

Instrument ID: A3UX12 GC Column: DB-624 ID: 0.18(mm) Heated Purge: (Y/N) N

Calibration Start Date: 05/31/2016 19:24 Calibration End Date: 05/31/2016 21:24 Calibration ID: 34641

ANALYTE	RRF					CURVE TYPE	COEFFICIENT			#	MIN RRF	%RSD	#	MAX %RSD	R^2 OR COD	#	MIN R^2 OR COD
	LVL 1 LVL 6	LVL 2	LVL 3	LVL 4	LVL 5		B	M1	M2								
Isobutyl alcohol	+++++ 0.0060	0.0016	0.0036	0.0041	0.0049	Lin	-0.639	0.0061							0.9920		0.9900
Benzene	1.3940 1.2594	1.2611	1.2712	1.1388	1.2477	Ave		1.2620			0.5000	6.4		20.0			
1,2-Dichloroethane	0.4017 0.4309	0.5040	0.4531	0.4003	0.4346	Ave		0.4374			0.1000	8.8		20.0			
n-Heptane	+++++ 0.1316	0.7414	0.1922	0.1491	0.1504	Lin1	0.6164	0.1265							0.9980		0.9900
Trichloroethene	0.3703 0.3321	0.2606	0.3380	0.2993	0.3135	Ave		0.3190			0.1500	11.7		20.0			
Methylcyclohexane	0.2452 0.3415	0.3042	0.3519	0.3059	0.3484	Ave		0.3162			0.1000	12.8		20.0			
1,2-Dichloropropane	0.3346 0.3053	0.3278	0.3152	0.2650	0.3028	Ave		0.3085			0.1000	8.0		20.0			
Dibromomethane	0.2287 0.2289	0.1847	0.2155	0.2137	0.2206	Ave		0.2154				7.6		20.0			
1,4-Dioxane	+++++ 0.0060	0.0017	0.0044	0.0053	0.0052	Lin1	-0.102	0.0057							0.9940		0.9900
Bromodichloromethane	0.4632 0.3715	0.2951	0.3686	0.3150	0.3540	Ave		0.3612			0.1500	16.2		20.0			
2-Chloroethyl vinyl ether	0.1721 0.2237	0.1928	0.2028	0.1867	0.2199	Ave		0.1997				10.0		20.0			
cis-1,3-Dichloropropene	0.3394 0.4863	0.3923	0.4197	0.3834	0.4484	Ave		0.4116			0.1500	12.6		20.0			
4-Methyl-2-pentanone	0.2613 0.2862	0.2862	0.2832	0.2599	0.2776	Ave		0.2757			0.0500	4.4		20.0			
Toluene	1.4298 1.7045	1.4636	1.6734	1.5301	1.6857	Ave		1.5812			0.4000	7.7		20.0			
trans-1,3-Dichloropropene	0.3852 0.5399	0.3312	0.4402	0.4228	0.4854	Ave		0.4341			0.1000	16.9		20.0			
Ethyl methacrylate	+++++ 0.5281	0.3323	0.3833	0.3994	0.4850	Ave		0.4256				18.7		20.0			
1,1,2-Trichloroethane	0.3794 0.3790	0.3628	0.3725	0.3531	0.3890	Ave		0.3726			0.1000	3.5		20.0			
Tetrachloroethene	0.3167 0.3377	0.3576	0.3497	0.3195	0.3436	Ave		0.3375			0.1500	4.9		20.0			
1,3-Dichloropropane	0.6826 0.7142	0.7091	0.7077	0.6585	0.7071	Ave		0.6965				3.1		20.0			
2-Hexanone	0.2646 0.2734	0.2034	0.2589	0.2458	0.2717	Ave		0.2530			0.0500	10.4		20.0			

Note: The m1 coefficient is the same as Ave RRF for an Ave curve type.

FORM VI
GC/MS VOA BY INTERNAL STANDARD - INITIAL CALIBRATION DATA
CURVE EVALUATION

Lab Name: TestAmerica Canton Job No.: 240-66021-1 Analy Batch No.: 232571

SDG No.:

Instrument ID: A3UX12 GC Column: DB-624 ID: 0.18(mm) Heated Purge: (Y/N) N

Calibration Start Date: 05/31/2016 19:24 Calibration End Date: 05/31/2016 21:24 Calibration ID: 34641

ANALYTE	RRF					CURVE TYPE	COEFFICIENT			#	MIN RRF	%RSD	#	MAX %RSD	R^2 OR COD	#	MIN R^2 OR COD
	LVL 1 LVL 6	LVL 2	LVL 3	LVL 4	LVL 5		B	M1	M2								
Dibromochloromethane	0.3923 0.3561	0.2919	0.2963	0.2704	0.3350	Ave		0.3237				14.1		20.0			
1,2-Dibromoethane	0.3365 0.3920	0.3993	0.3759	0.3478	0.3846	Ave		0.3727				6.7		20.0			
Chlorobenzene	1.2641 1.1520	1.0947	1.1329	1.0583	1.1533	Ave		1.1426			0.3000	6.1		20.0			
1,1,1,2-Tetrachloroethane	0.3382 0.3535	0.2502	0.2705	0.2629	0.3084	Ave		0.2973				14.3		20.0			
Ethylbenzene	0.6098 0.5474	0.5343	0.5202	0.4806	0.5314	Ave		0.5373				7.9		20.0			
m-Xylene & p-Xylene	0.5572 0.6703	0.6428	0.6612	0.5942	0.6559	Ave		0.6303				7.1		20.0			
o-Xylene	0.7693 0.7151	0.6096	0.6640	0.6138	0.6854	Ave		0.6762				9.1		20.0			
Styrene	1.1627 1.2814	1.1532	1.1649	1.1333	1.2310	Ave		1.1877			0.3000	4.8		20.0			
Bromoform	0.1476 0.2114	0.0944	0.1475	0.1514	0.1857	Qua	-0.091	0.1532	0.0007474		0.1000				0.9990		0.9900
Isopropylbenzene	1.3537 1.4671	1.2658	1.4109	1.3197	1.4220	Ave		1.3732			0.1000	5.4		20.0			
1,1,2,2-Tetrachloroethane	1.4166 1.1993	1.3674	1.3881	1.3340	1.2172	Ave		1.3204			0.3000	6.9		20.0			
Bromobenzene	0.9239 1.0623	1.1030	1.1941	1.1471	1.1001	Ave		1.0884				8.5		20.0			
1,2,3-Trichloropropane	0.5430 0.4429	0.5611	0.5073	0.5063	0.4444	Ave		0.5009				9.8		20.0			
trans-1,4-Dichloro-2-butene	+++++ 0.2862	0.2161	0.2399	0.2343	0.2822	Ave		0.2517				12.3		20.0			
n-Propylbenzene	0.9350 0.8850	0.7780	0.9245	0.8867	0.8699	Ave		0.8798				6.3		20.0			
2-Chlorotoluene	0.7156 0.8314	0.9677	0.9528	0.9001	0.8572	Ave		0.8708				10.6		20.0			
1,3,5-Trimethylbenzene	2.4885 2.7318	2.5894	2.7958	2.7517	2.6649	Ave		2.6704				4.3		20.0			
4-Chlorotoluene	0.8333 0.9215	0.8648	1.0662	0.9435	0.9326	Ave		0.9270				8.7		20.0			
tert-Butylbenzene	1.9881 2.3007	2.3084	2.5394	2.3727	2.2865	Ave		2.2993				7.8		20.0			
1,2,4-Trimethylbenzene	2.6770 2.9668	3.0170	3.0124	2.9645	2.9816	Ave		2.9365				4.4		20.0			

Note: The m1 coefficient is the same as Ave RRF for an Ave curve type.

FORM VI
GC/MS VOA BY INTERNAL STANDARD - INITIAL CALIBRATION DATA
CURVE EVALUATION

Lab Name: TestAmerica Canton Job No.: 240-66021-1 Analy Batch No.: 232571

SDG No.:

Instrument ID: A3UX12 GC Column: DB-624 ID: 0.18(mm) Heated Purge: (Y/N) N

Calibration Start Date: 05/31/2016 19:24 Calibration End Date: 05/31/2016 21:24 Calibration ID: 34641

ANALYTE	RRF					CURVE TYPE	COEFFICIENT			#	MIN RRF	%RSD	#	MAX %RSD	R^2 OR COD	#	MIN R^2 OR COD
	LVL 1 LVL 6	LVL 2	LVL 3	LVL 4	LVL 5		B	M1	M2								
sec-Butylbenzene	3.5311 3.1745	3.3839	3.4264	3.2093	3.2257	Ave		3.3252				4.3		20.0			
1,3-Dichlorobenzene	1.7514 1.7996	2.1157	2.0156	1.8284	1.8040	Ave		1.8858			0.6000	7.7		20.0			
p-Isopropyltoluene	2.9452 2.9828	2.7614	3.1468	3.0116	2.9549	Ave		2.9672				4.2		20.0			
1,4-Dichlorobenzene	1.6468 1.8634	2.3760	2.2200	2.0360	1.9062	Ave		2.0080			0.5000	13.0		20.0			
n-Butylbenzene	2.4058 2.4278	2.6006	2.6431	2.5047	2.4216	Ave		2.5006				4.0		20.0			
1,2-Dichlorobenzene	1.8303 1.8398	2.2369	2.1110	2.0214	1.8894	Ave		1.9881			0.4000	8.3		20.0			
1,2-Dibromo-3-Chloropropane	+++++ 0.2605	0.1799	0.1981	0.2196	0.2292	Ave		0.2175			0.0500	14.1		20.0			
1,2,4-Trichlorobenzene	1.4576 1.2722	1.2436	1.3229	1.2719	1.2188	Ave		1.2978			0.2000	6.6		20.0			
Hexachlorobutadiene	+++++ 0.5066	0.7705	0.5645	0.5238	0.4878	Lin1	0.2992	0.4996							0.9990		0.9900
Naphthalene	+++++ 3.7773	3.5553	3.9469	3.7884	3.8085	Ave		3.7753				3.7		20.0			
1,2,3-Trichlorobenzene	+++++ 1.1769	1.1747	1.2859	1.2435	1.2285	Ave		1.2219				3.9		20.0			
Dibromofluoromethane (Surr)	+++++ 0.2824	0.2732	0.3057	0.2483	0.2718	Ave		0.2763				7.5		20.0			
1,2-Dichloroethane-d4 (Surr)	+++++ 0.3572	0.3428	0.3628	0.3241	0.3589	Ave		0.3491				4.6		20.0			
Toluene-d8 (Surr)	+++++ 1.4437	1.4292	1.5085	1.3176	1.4306	Ave		1.4259				4.8		20.0			
4-Bromofluorobenzene (Surr)	+++++ 0.5316	0.5404	0.5250	0.4748	0.5036	Ave		0.5151				5.1		20.0			

Note: The m1 coefficient is the same as Ave RRF for an Ave curve type.

FORM VII
GC/MS VOA CONTINUING CALIBRATION DATA

Lab Name: TestAmerica Canton Job No.: 240-66021-1

SDG No.:

Lab Sample ID: ICV 240-232571/15 Calibration Date: 05/31/2016 22:15

Instrument ID: A3UX12 Calib Start Date: 05/31/2016 19:24

GC Column: DB-624 ID: 0.18(mm) Calib End Date: 05/31/2016 21:24

Lab File ID: U1251063.D Conc. Units: ng/uL Heated Purge: (Y/N) N

ANALYTE	CURVE TYPE	AVE RRF	RRF	MIN RRF	CALC AMOUNT	SPIKE AMOUNT	%D	MAX %D
Dichlorodifluoromethane	Ave	0.4746	0.5377	0.1000	0.0227	0.0200	13.3	20.0
Chloromethane	Ave	0.4348	0.5262	0.1000	0.0242	0.0200	21.0*	20.0
Vinyl chloride	Ave	0.5185	0.6021	0.1000	0.0232	0.0200	16.1	20.0
Butadiene	Ave	0.4034	0.4405		0.0218	0.0200	9.2	30.0
Bromomethane	Ave	0.3149	0.3626	0.0500	0.0230	0.0200	15.2	20.0
Chloroethane	Ave	0.3382	0.3998	0.0500	0.0236	0.0200	18.2	20.0
Dichlorofluoromethane	Ave	0.7206	0.8020		0.0223	0.0200	11.3	20.0
Trichlorofluoromethane	Lin1		0.6891	0.1000	0.0212	0.0200	5.8	20.0
Ethyl ether	Ave	0.2499	0.2871		0.0230	0.0200	14.9	20.0
Acrolein	Ave	0.0554	0.0409		0.0737	0.100	-26.3	50.0
1,1,2-Trichloro-1,2,2-trichfluoroethane	Ave	0.3357	0.3736	0.0500	0.0223	0.0200	11.3	20.0
1,1-Dichloroethene	Ave	0.6257	0.7211	0.1000	0.0231	0.0200	15.3	20.0
Acetone	Lin1		0.1077	0.0100	0.0328	0.0400	-18.0	50.0
Iodomethane	Ave	0.6584	0.8062		0.0245	0.0200	22.4*	20.0
Carbon disulfide	Ave	1.361	1.592	0.1000	0.0234	0.0200	17.0	20.0
3-Chloro-1-propene	Lin1		0.2822		0.0256	0.0200	27.8*	20.0
Methyl acetate	Ave	0.2330	0.2382	0.1000	0.102	0.100	2.2	20.0
Methylene Chloride	Lin1		0.6241	0.1000	0.0218	0.0200	9.1	50.0
tert-Butyl alcohol	Ave	0.0260	0.0363		0.279	0.200	39.5	50.0
Acrylonitrile	Ave	0.1325	0.1411		0.213	0.200	6.5	20.0
Methyl tert-butyl ether	Ave	0.9491	1.032	0.1000	0.0217	0.0200	8.7	20.0
trans-1,2-Dichloroethene	Ave	0.4436	0.5099	0.1000	0.0230	0.0200	14.9	20.0
Hexane	Ave	0.2298	0.2067		0.0180	0.0200	-10.1	20.0
1,1-Dichloroethane	Ave	0.5297	0.5930	0.2000	0.0224	0.0200	11.9	20.0
Vinyl acetate	Ave	0.3974	0.5137		0.0258	0.0200	29.2	50.0
cis-1,2-Dichloroethene	Ave	0.4366	0.4805	0.1000	0.0220	0.0200	10.1	20.0
2,2-Dichloropropane	Ave	0.1754	0.1821		0.0208	0.0200	3.8	20.0
2-Butanone	Ave	0.1457	0.1374	0.0100	0.0377	0.0400	-5.7	20.0
Bromochloromethane	Ave	0.2642	0.2671		0.0202	0.0200	1.1	20.0
Tetrahydrofuran	Ave	0.0919	0.0920		0.0400	0.0400	0.0	20.0
Chloroform	Ave	0.5130	0.5623	0.2000	0.0219	0.0200	9.6	20.0
1,1,1-Trichloroethane	Ave	0.3013	0.3461	0.1000	0.0230	0.0200	14.9	20.0
Cyclohexane	Ave	0.3773	0.3785	0.1000	0.0201	0.0200	0.3	20.0
1,1-Dichloropropene	Ave	0.3959	0.4147		0.0209	0.0200	4.7	20.0
Carbon tetrachloride	Ave	0.2770	0.3282	0.1000	0.0237	0.0200	18.5	20.0
Isobutyl alcohol	Lin		0.0045		0.476	0.500	-4.8	20.0
1,2-Dichloroethane	Ave	0.4374	0.4847	0.1000	0.0222	0.0200	10.8	20.0
Benzene	Ave	1.262	1.351	0.5000	0.0214	0.0200	7.0	20.0
n-Heptane	Lin1		0.1440		0.0179	0.0200	-10.5	20.0
Trichloroethene	Ave	0.3190	0.3601	0.1500	0.0226	0.0200	12.9	20.0

FORM VII
GC/MS VOA CONTINUING CALIBRATION DATA

Lab Name: TestAmerica Canton Job No.: 240-66021-1

SDG No.:

Lab Sample ID: ICV 240-232571/15 Calibration Date: 05/31/2016 22:15

Instrument ID: A3UX12 Calib Start Date: 05/31/2016 19:24

GC Column: DB-624 ID: 0.18(mm) Calib End Date: 05/31/2016 21:24

Lab File ID: U1251063.D Conc. Units: ng/uL Heated Purge: (Y/N) N

ANALYTE	CURVE TYPE	AVE RRF	RRF	MIN RRF	CALC AMOUNT	SPIKE AMOUNT	%D	MAX %D
Methylcyclohexane	Ave	0.3162	0.3275	0.1000	0.0207	0.0200	3.6	20.0
1,2-Dichloropropane	Ave	0.3085	0.3341	0.1000	0.0217	0.0200	8.3	20.0
Dibromomethane	Ave	0.2154	0.2466		0.0229	0.0200	14.5	20.0
1,4-Dioxane	Lin1		0.0055		0.403	0.400	0.9	50.0
Bromodichloromethane	Ave	0.3612	0.3924	0.1500	0.0217	0.0200	8.6	20.0
2-Chloroethyl vinyl ether	Ave	0.1997	0.2083		0.0209	0.0200	4.3	20.0
cis-1,3-Dichloropropene	Ave	0.4116	0.5085	0.1500	0.0247	0.0200	23.5*	20.0
4-Methyl-2-pentanone	Ave	0.2757	0.2990	0.0500	0.0434	0.0400	8.4	20.0
Toluene	Ave	1.581	1.744	0.4000	0.0221	0.0200	10.3	20.0
trans-1,3-Dichloropropene	Ave	0.4341	0.5200	0.1000	0.0240	0.0200	19.8	20.0
Ethyl methacrylate	Ave	0.4256	0.4783		0.0225	0.0200	12.4	20.0
1,1,2-Trichloroethane	Ave	0.3726	0.3878	0.1000	0.0208	0.0200	4.1	20.0
Tetrachloroethene	Ave	0.3375	0.3583	0.1500	0.0212	0.0200	6.2	20.0
1,3-Dichloropropane	Ave	0.6965	0.7399		0.0212	0.0200	6.2	20.0
2-Hexanone	Ave	0.2530	0.2614	0.0500	0.0413	0.0400	3.3	20.0
Dibromochloromethane	Ave	0.3237	0.3552		0.0219	0.0200	9.7	20.0
1,2-Dibromoethane	Ave	0.3727	0.4172		0.0224	0.0200	11.9	20.0
Chlorobenzene	Ave	1.143	1.184	0.3000	0.0207	0.0200	3.6	20.0
1,1,1,2-Tetrachloroethane	Ave	0.2973	0.3288		0.0221	0.0200	10.6	20.0
Ethylbenzene	Ave	0.5373	0.5275		0.0196	0.0200	-1.8	20.0
m-Xylene & p-Xylene	Ave	0.6303	0.6706		0.0213	0.0200	6.4	20.0
o-Xylene	Ave	0.6762	0.7232		0.0214	0.0200	6.9	20.0
Styrene	Ave	1.188	1.234	0.3000	0.0208	0.0200	3.9	20.0
Bromoform	Qua		0.2011	0.1000	0.0240	0.0200	20.2*	20.0
Isopropylbenzene	Ave	1.373	1.439	0.1000	0.0210	0.0200	4.8	20.0
1,1,2,2-Tetrachloroethane	Ave	1.320	1.244	0.3000	0.0188	0.0200	-5.8	20.0
Bromobenzene	Ave	1.088	1.091		0.0200	0.0200	0.2	20.0
1,2,3-Trichloropropane	Ave	0.5009	0.4573		0.0183	0.0200	-8.7	20.0
trans-1,4-Dichloro-2-butene	Ave	0.2517	0.2740		0.0218	0.0200	8.9	20.0
n-Propylbenzene	Ave	0.8798	0.7962		0.0181	0.0200	-9.5	20.0
2-Chlorotoluene	Ave	0.8708	0.8518		0.0196	0.0200	-2.2	20.0
1,3,5-Trimethylbenzene	Ave	2.670	2.711		0.0203	0.0200	1.5	20.0
4-Chlorotoluene	Ave	0.9270	0.9768		0.0211	0.0200	5.4	20.0
tert-Butylbenzene	Ave	2.299	2.245		0.0195	0.0200	-2.4	20.0
1,2,4-Trimethylbenzene	Ave	2.937	2.924		0.0199	0.0200	-0.4	20.0
sec-Butylbenzene	Ave	3.325	3.124		0.0188	0.0200	-6.1	20.0
1,3-Dichlorobenzene	Ave	1.886	1.821	0.6000	0.0193	0.0200	-3.5	20.0
p-Isopropyltoluene	Ave	2.967	2.888		0.0195	0.0200	-2.7	20.0
1,4-Dichlorobenzene	Ave	2.008	1.952	0.5000	0.0194	0.0200	-2.8	20.0
n-Butylbenzene	Ave	2.501	2.384		0.0191	0.0200	-4.6	20.0
1,2-Dichlorobenzene	Ave	1.988	1.963	0.4000	0.0197	0.0200	-1.3	20.0

FORM VII
GC/MS VOA CONTINUING CALIBRATION DATA

Lab Name: TestAmerica Canton Job No.: 240-66021-1

SDG No.:

Lab Sample ID: ICV 240-232571/15 Calibration Date: 05/31/2016 22:15

Instrument ID: A3UX12 Calib Start Date: 05/31/2016 19:24

GC Column: DB-624 ID: 0.18(mm) Calib End Date: 05/31/2016 21:24

Lab File ID: U1251063.D Conc. Units: ng/uL Heated Purge: (Y/N) N

ANALYTE	CURVE TYPE	AVE RRF	RRF	MIN RRF	CALC AMOUNT	SPIKE AMOUNT	%D	MAX %D
1,2-Dibromo-3-Chloropropane	Ave	0.2175	0.2373	0.0500	0.0218	0.0200	9.1	50.0
1,2,4-Trichlorobenzene	Ave	1.298	1.261	0.2000	0.0194	0.0200	-2.9	50.0
Hexachlorobutadiene	Lin1		0.5349		0.0208	0.0200	4.1	20.0
Naphthalene	Ave	3.775	3.638		0.0193	0.0200	-3.6	50.0
1,2,3-Trichlorobenzene	Ave	1.222	1.200		0.0196	0.0200	-1.8	20.0
Dibromofluoromethane (Surr)	Ave	0.2763	0.2659		0.0159	0.0165	-3.7	20.0
1,2-Dichloroethane-d4 (Surr)	Ave	0.3491	0.3023		0.0143	0.0165	-13.4	20.0
Toluene-d8 (Surr)	Ave	1.426	1.277		0.0148	0.0165	-10.4	20.0
4-Bromofluorobenzene (Surr)	Ave	0.5151	0.4322		0.0139	0.0165	-16.1	20.0

FORM V
GC/MS VOA INSTRUMENT PERFORMANCE CHECK
BROMOFLUOROBENZENE (BFB)

Lab Name: TestAmerica Canton Job No.: 240-66021-1

SDG No.:

Lab File ID: BFB3268.D BFB Injection Date: 06/16/2016

Instrument ID: A3UX12 BFB Injection Time: 16:37

Analysis Batch No.: 234859

M/E	ION ABUNDANCE CRITERIA	% RELATIVE ABUNDANCE	
50	15.0 - 40.0 % of mass 95	16.4	
75	30.0 - 60.0 % of mass 95	45.2	
95	Base Peak, 100% relative abundance	100.0	
96	5.0 - 9.0 % of mass 95	6.8	
173	Less than 2.0 % of mass 174	0.4	(0.5) 1
174	50.0 - 120.00 % of mass 95	91.1	
175	5.0 - 9.0 % of mass 174	6.6	(7.3) 1
176	95.0 - 101.0 % of mass 174	90.0	(98.8) 1
177	5.0 - 9.0 % of mass 176	6.3	(7.0) 2

1-Value is % mass 174 2-Value is % mass 176

THIS CHECK APPLIES TO THE FOLLOWING SAMPLES, MS, MSD, BLANKS AND STANDARDS:

CLIENT SAMPLE ID	LAB SAMPLE ID	LAB FILE ID	DATE ANALYZED	TIME ANALYZED
	CCVIS 240-234859/3	U1251375.D	06/16/2016	17:04
	LCS 240-234859/6	U1251376A.D	06/16/2016	17:28
	CCV 240-234859/4	U1251377.D	06/16/2016	17:52
	MB 240-234859/7	U1251379.D	06/16/2016	18:40
MSA-SW46A-061416	240-66021-42	U1251381.D	06/16/2016	19:28
MSA-SW47A-061416	240-66021-43	U1251382.D	06/16/2016	19:53
MSA-SW48A-061416	240-66021-44	U1251383.D	06/16/2016	20:36
MSA-SW49A-061416	240-66021-45	U1251384.D	06/16/2016	21:01
TB-061416	240-66021-41	U1251385.D	06/16/2016	21:24

FORM VII
GC/MS VOA CONTINUING CALIBRATION DATA

Lab Name: TestAmerica Canton Job No.: 240-66021-1

SDG No.:

Lab Sample ID: CCVIS 240-234859/3 Calibration Date: 06/16/2016 17:04

Instrument ID: A3UX12 Calib Start Date: 05/31/2016 19:24

GC Column: DB-624 ID: 0.18(mm) Calib End Date: 05/31/2016 21:24

Lab File ID: U1251375.D Conc. Units: ng/uL Heated Purge: (Y/N) N

ANALYTE	CURVE TYPE	AVE RRF	RRF	MIN RRF	CALC AMOUNT	SPIKE AMOUNT	%D	MAX %D
Dichlorodifluoromethane	Ave	0.4746	0.5612	0.1000	0.0236	0.0200	18.2	20.0
Chloromethane	Ave	0.4348	0.4898	0.1000	0.0225	0.0200	12.6	20.0
Vinyl chloride	Ave	0.5185	0.5932	0.1000	0.0229	0.0200	14.4	20.0
Butadiene	Ave	0.4034	0.4319		0.0214	0.0200	7.1	20.0
Bromomethane	Ave	0.3149	0.3484	0.0500	0.0221	0.0200	10.7	20.0
Chloroethane	Ave	0.3382	0.3722	0.0500	0.0220	0.0200	10.1	20.0
Dichlorofluoromethane	Ave	0.7206	0.7249		0.0201	0.0200	0.6	20.0
Trichlorofluoromethane	Lin1		0.6781	0.1000	0.0208	0.0200	4.1	20.0
Ethyl ether	Ave	0.2499	0.2664		0.0213	0.0200	6.6	20.0
Acrolein	Ave	0.0554	0.0452		0.0815	0.100	-18.5	50.0
1,1,2-Trichloro-1,2,2-trichfluoroethane	Ave	0.3357	0.3972	0.0500	0.0237	0.0200	18.3	20.0
1,1-Dichloroethene	Ave	0.6257	0.6794	0.1000	0.0217	0.0200	8.6	20.0
Acetone	Lin1		0.1441	0.0100	0.0450	0.0400	12.4	50.0
Iodomethane	Ave	0.6584	0.8203		0.0249	0.0200	24.6*	20.0
Carbon disulfide	Ave	1.361	1.716	0.1000	0.0252	0.0200	26.1*	20.0
3-Chloro-1-propene	Lin1		0.2036		0.0183	0.0200	-8.4	20.0
Methyl acetate	Ave	0.2330	0.2465	0.1000	0.106	0.100	5.8	20.0
Methylene Chloride	Lin1		0.6092	0.1000	0.0213	0.0200	6.4	50.0
tert-Butyl alcohol	Ave	0.0260	0.0354		0.273	0.200	36.4	50.0
Acrylonitrile	Ave	0.1325	0.1441		0.218	0.200	8.8	20.0
Methyl tert-butyl ether	Ave	0.9491	1.047	0.1000	0.0221	0.0200	10.3	20.0
trans-1,2-Dichloroethene	Ave	0.4436	0.4658	0.1000	0.0210	0.0200	5.0	20.0
Hexane	Ave	0.2298	0.2034		0.0177	0.0200	-11.5	20.0
1,1-Dichloroethane	Ave	0.5297	0.5530	0.2000	0.0209	0.0200	4.4	20.0
Vinyl acetate	Ave	0.3974	0.4227		0.0213	0.0200	6.4	50.0
cis-1,2-Dichloroethene	Ave	0.4366	0.4366	0.1000	0.0200	0.0200	0.0	20.0
2,2-Dichloropropane	Ave	0.1754	0.1422		0.0162	0.0200	-18.9	20.0
2-Butanone	Ave	0.1457	0.1754	0.0100	0.0482	0.0400	20.4*	20.0
Bromochloromethane	Ave	0.2642	0.2484		0.0188	0.0200	-6.0	20.0
Tetrahydrofuran	Ave	0.0919	0.1028		0.0447	0.0400	11.9	20.0
Chloroform	Ave	0.5130	0.5335	0.2000	0.0208	0.0200	4.0	20.0
1,1,1-Trichloroethane	Ave	0.3013	0.3569	0.1000	0.0237	0.0200	18.5	20.0
Cyclohexane	Ave	0.3773	0.3628	0.1000	0.0192	0.0200	-3.9	20.0
1,1-Dichloropropene	Ave	0.3959	0.3906		0.0197	0.0200	-1.4	20.0
Carbon tetrachloride	Ave	0.2770	0.3026	0.1000	0.0218	0.0200	9.2	20.0
Isobutyl alcohol	Lin		0.0046		0.479	0.500	-4.1	20.0
1,2-Dichloroethane	Ave	0.4374	0.4275	0.1000	0.0195	0.0200	-2.3	20.0
Benzene	Ave	1.262	1.256	0.5000	0.0199	0.0200	-0.5	20.0
n-Heptane	Lin1		0.1305		0.0158	0.0200	-21.2*	20.0
Trichloroethene	Ave	0.3190	0.3518	0.1500	0.0221	0.0200	10.3	20.0

FORM VII
GC/MS VOA CONTINUING CALIBRATION DATA

Lab Name: TestAmerica Canton Job No.: 240-66021-1

SDG No.:

Lab Sample ID: CCVIS 240-234859/3 Calibration Date: 06/16/2016 17:04

Instrument ID: A3UX12 Calib Start Date: 05/31/2016 19:24

GC Column: DB-624 ID: 0.18(mm) Calib End Date: 05/31/2016 21:24

Lab File ID: U1251375.D Conc. Units: ng/uL Heated Purge: (Y/N) N

ANALYTE	CURVE TYPE	AVE RRF	RRF	MIN RRF	CALC AMOUNT	SPIKE AMOUNT	%D	MAX %D
Methylcyclohexane	Ave	0.3162	0.3016	0.1000	0.0191	0.0200	-4.6	20.0
1,2-Dichloropropane	Ave	0.3085	0.3116	0.1000	0.0202	0.0200	1.0	20.0
Dibromomethane	Ave	0.2154	0.2615		0.0243	0.0200	21.4*	20.0
1,4-Dioxane	Lin1		0.0046		0.342	0.400	-14.5	50.0
Bromodichloromethane	Ave	0.3612	0.3613	0.1500	0.0200	0.0200	0.0	20.0
2-Chloroethyl vinyl ether	Ave	0.1997	0.2258		0.0452	0.0400	13.1	20.0
cis-1,3-Dichloropropene	Ave	0.4116	0.4316	0.1500	0.0210	0.0200	4.9	20.0
4-Methyl-2-pentanone	Ave	0.2757	0.3014	0.0500	0.0437	0.0400	9.3	20.0
Toluene	Ave	1.581	1.660	0.4000	0.0210	0.0200	5.0	20.0
trans-1,3-Dichloropropene	Ave	0.4341	0.4385	0.1000	0.0202	0.0200	1.0	20.0
Ethyl methacrylate	Ave	0.4256	0.3892		0.0183	0.0200	-8.6	20.0
1,1,2-Trichloroethane	Ave	0.3726	0.3560	0.1000	0.0191	0.0200	-4.5	20.0
1,3-Dichloropropane	Ave	0.6965	0.6790		0.0195	0.0200	-2.5	20.0
Tetrachloroethene	Ave	0.3375	0.3386	0.1500	0.0201	0.0200	0.3	20.0
2-Hexanone	Ave	0.2530	0.2659	0.0500	0.0420	0.0400	5.1	20.0
Dibromochloromethane	Ave	0.3237	0.3189		0.0197	0.0200	-1.5	20.0
1,2-Dibromoethane	Ave	0.3727	0.3731		0.0200	0.0200	0.1	20.0
Chlorobenzene	Ave	1.143	1.116	0.3000	0.0195	0.0200	-2.3	20.0
1,1,1,2-Tetrachloroethane	Ave	0.2973	0.3153		0.0212	0.0200	6.1	20.0
Ethylbenzene	Ave	0.5373	0.5016		0.0187	0.0200	-6.6	20.0
m-Xylene & p-Xylene	Ave	0.6303	0.6071		0.0193	0.0200	-3.7	20.0
o-Xylene	Ave	0.6762	0.6408		0.0190	0.0200	-5.2	20.0
Styrene	Ave	1.188	1.156	0.3000	0.0195	0.0200	-2.7	20.0
Bromoform	Qua		0.2000	0.1000	0.0239	0.0200	19.6	20.0
Isopropylbenzene	Ave	1.373	1.326	0.1000	0.0193	0.0200	-3.4	20.0
1,1,2,2-Tetrachloroethane	Ave	1.320	1.165	0.3000	0.0176	0.0200	-11.8	20.0
Bromobenzene	Ave	1.088	1.085		0.0199	0.0200	-0.3	20.0
1,2,3-Trichloropropane	Ave	0.5009	0.4593		0.0183	0.0200	-8.3	20.0
trans-1,4-Dichloro-2-butene	Ave	0.2517	0.2579		0.0205	0.0200	2.4	20.0
n-Propylbenzene	Ave	0.8798	0.7885		0.0179	0.0200	-10.4	20.0
2-Chlorotoluene	Ave	0.8708	0.7731		0.0178	0.0200	-11.2	20.0
1,3,5-Trimethylbenzene	Ave	2.670	2.395		0.0179	0.0200	-10.3	20.0
4-Chlorotoluene	Ave	0.9270	0.8991		0.0194	0.0200	-3.0	20.0
tert-Butylbenzene	Ave	2.299	2.078		0.0181	0.0200	-9.6	20.0
1,2,4-Trimethylbenzene	Ave	2.937	2.643		0.0180	0.0200	-10.0	20.0
sec-Butylbenzene	Ave	3.325	2.831		0.0170	0.0200	-14.9	20.0
1,3-Dichlorobenzene	Ave	1.886	1.738	0.6000	0.0184	0.0200	-7.8	20.0
p-Isopropyltoluene	Ave	2.967	2.612		0.0176	0.0200	-12.0	20.0
1,4-Dichlorobenzene	Ave	2.008	1.792	0.5000	0.0178	0.0200	-10.8	20.0
n-Butylbenzene	Ave	2.501	2.137		0.0171	0.0200	-14.5	20.0
1,2-Dichlorobenzene	Ave	1.988	1.836	0.4000	0.0185	0.0200	-7.7	20.0

FORM VII
GC/MS VOA CONTINUING CALIBRATION DATA

Lab Name: TestAmerica Canton Job No.: 240-66021-1

SDG No.:

Lab Sample ID: CCVIS 240-234859/3 Calibration Date: 06/16/2016 17:04

Instrument ID: A3UX12 Calib Start Date: 05/31/2016 19:24

GC Column: DB-624 ID: 0.18(mm) Calib End Date: 05/31/2016 21:24

Lab File ID: U1251375.D Conc. Units: ng/uL Heated Purge: (Y/N) N

ANALYTE	CURVE TYPE	AVE RRF	RRF	MIN RRF	CALC AMOUNT	SPIKE AMOUNT	%D	MAX %D
1,2-Dibromo-3-Chloropropane	Ave	0.2175	0.2446	0.0500	0.0225	0.0200	12.5	50.0
1,2,4-Trichlorobenzene	Ave	1.298	1.203	0.2000	0.0185	0.0200	-7.3	50.0
Hexachlorobutadiene	Lin1		0.5161		0.0201	0.0200	0.3	20.0
Naphthalene	Ave	3.775	3.753		0.0199	0.0200	-0.6	50.0
1,2,3-Trichlorobenzene	Ave	1.222	1.110		0.0182	0.0200	-9.2	20.0
Dibromofluoromethane (Surr)	Ave	0.2763	0.2839		0.0170	0.0165	2.8	20.0
1,2-Dichloroethane-d4 (Surr)	Ave	0.3491	0.3318		0.0157	0.0165	-5.0	20.0
Toluene-d8 (Surr)	Ave	1.426	1.295		0.0150	0.0165	-9.2	20.0
4-Bromofluorobenzene (Surr)	Ave	0.5151	0.4427		0.0142	0.0165	-14.1	20.0

FORM VII
GC/MS VOA CONTINUING CALIBRATION DATA

Lab Name: TestAmerica Canton Job No.: 240-66021-1

SDG No.:

Lab Sample ID: CCV 240-234859/4 Calibration Date: 06/16/2016 17:52

Instrument ID: A3UX12 Calib Start Date: 04/12/2016 23:58

GC Column: DB-624 ID: 0.18(mm) Calib End Date: 04/13/2016 01:56

Lab File ID: U1251377.D Conc. Units: ng/uL Heated Purge: (Y/N) N

ANALYTE	CURVE TYPE	AVE RRF	RRF	MIN RRF	CALC AMOUNT	SPIKE AMOUNT	%D	MAX %D
Acetonitrile	Ave	0.0516	0.0520		0.201	0.200	0.6	20.0
Diisopropyl ether	Ave	0.2546	0.2739		0.0215	0.0200	7.6	20.0
2-Chloro-1,3-butadiene	Ave	0.3674	0.3963		0.0216	0.0200	7.9	20.0
Ethyl-t-butyl ether (ETBE)	Ave	0.8522	0.7917		0.0186	0.0200	-7.1	20.0
Ethyl acetate	Ave	0.2293	0.2311		0.0403	0.0400	0.8	50.0
Propionitrile	Ave	0.0515	0.0546		0.212	0.200	6.1	20.0
Methacrylonitrile	Ave	0.1741	0.1873		0.215	0.200	7.6	20.0
Tert-amyl-methyl ether (TAME)	Ave	0.9149	0.8324		0.0182	0.0200	-9.0	20.0
n-Butanol	Ave	0.0042	0.0046		0.549	0.500	9.8	20.0
Methyl methacrylate	Ave	0.2285	0.2201		0.0385	0.0400	-3.7	20.0
2-Nitropropane	Ave	0.0278	0.0313		0.0451	0.0400	12.9	20.0
1-Chlorohexane	Ave	0.3197	0.3273		0.0205	0.0200	2.4	20.0
Cyclohexanone	Ave	0.0186	0.0179		0.192	0.200	-3.9	20.0
1,2,3-Trimethylbenzene	Ave	3.028	2.990		0.0198	0.0200	-1.2	20.0
1,3,5-Trichlorobenzene	Ave	1.140	1.298		0.0228	0.0200	13.9	20.0
2-Methylnaphthalene	Ave	1.883	1.777		0.0378	0.0400	-5.6	20.0

FORM V
GC/MS VOA INSTRUMENT PERFORMANCE CHECK
BROMOFLUOROBENZENE (BFB)

Lab Name: TestAmerica Canton Job No.: 240-66021-1

SDG No.:

Lab File ID: BFB4865.D BFB Injection Date: 06/01/2016

Instrument ID: A3UX16 BFB Injection Time: 11:38

Analysis Batch No.: 232711

M/E	ION ABUNDANCE CRITERIA	% RELATIVE ABUNDANCE	
50	15.0 - 40.0 % of mass 95	16.1	
75	30.0 - 60.0 % of mass 95	47.6	
95	Base Peak, 100% relative abundance	100.0	
96	5.0 - 9.0 % of mass 95	6.2	
173	Less than 2.0 % of mass 174	0.4	(0.5) 1
174	50.0 - 120.00 % of mass 95	74.9	
175	5.0 - 9.0 % of mass 174	5.3	(7.1) 1
176	95.0 - 101.0 % of mass 174	73.3	(97.9) 1
177	5.0 - 9.0 % of mass 176	5.1	(7.0) 2

1-Value is % mass 174 2-Value is % mass 176

THIS CHECK APPLIES TO THE FOLLOWING SAMPLES, MS, MSD, BLANKS AND STANDARDS:

CLIENT SAMPLE ID	LAB SAMPLE ID	LAB FILE ID	DATE ANALYZED	TIME ANALYZED
	STD8269 240-232711/2	UXM5570.D	06/01/2016	12:06
	STD8260 240-232711/3	UXM5571.D	06/01/2016	12:29
	STD8260 240-232711/4	UXM5572.D	06/01/2016	12:51
	STD8260 240-232711/5	UXM5573.D	06/01/2016	13:14
	STD8260 240-232711/6	UXM5574.D	06/01/2016	13:37
	STD8260 240-232711/7	UXM5575.D	06/01/2016	14:00
	STD8260 240-232711/8	UXM5576.D	06/01/2016	14:22
	ICV 240-232711/9	UXM5577.D	06/01/2016	14:45
	STDA9 240-232711/10	UXM5578.D	06/01/2016	15:08
	STDA9 240-232711/11	UXM5579.D	06/01/2016	15:31
	STDA9 240-232711/12	UXM5580.D	06/01/2016	15:53
	STDA9 240-232711/13	UXM5581.D	06/01/2016	16:16
	STDA9 240-232711/14	UXM5582.D	06/01/2016	16:39
	STDA9 240-232711/15	UXM5583.D	06/01/2016	17:02
	ICV 240-232711/16	UXM5584.D	06/01/2016	17:24

FORM VI
GC/MS VOA BY INTERNAL STANDARD - INITIAL CALIBRATION DATA
CURVE EVALUATION

Lab Name: TestAmerica Canton Job No.: 240-66021-1 Analy Batch No.: 232711

SDG No.:

Instrument ID: A3UX16 GC Column: DB-624 ID: 0.18(mm) Heated Purge: (Y/N) N

Calibration Start Date: 06/01/2016 12:06 Calibration End Date: 06/01/2016 14:22 Calibration ID: 34643

Calibration Files:

LEVEL:	LAB SAMPLE ID:	LAB FILE ID:
Level 1	STD8260 240-232711/8	UXM5576.D
Level 2	STD8260 240-232711/7	UXM5575.D
Level 3	STD8260 240-232711/6	UXM5574.D
Level 4	STD8260 240-232711/5	UXM5573.D
Level 5	STD8260 240-232711/4	UXM5572.D
Level 6	STD8260 240-232711/3	UXM5571.D
Level 7	STD8269 240-232711/2	UXM5570.D

ANALYTE	RRF					CURVE TYPE	COEFFICIENT			#	MIN RRF	%RSD	#	MAX %RSD	R^2 OR COD	#	MIN R^2 OR COD
	LVL 1 LVL 6	LVL 2 LVL 7	LVL 3	LVL 4	LVL 5		B	M1	M2								
Dichlorodifluoromethane	0.2658 0.2547	0.2105 0.2462	0.2317	0.2446	0.2397	Ave		0.2419			0.1000	7.3		20.0			
Chloromethane	0.3226 0.2701	0.3026 0.2864	0.2941	0.3192	0.2884	Ave		0.2976			0.1000	6.3		20.0			
Vinyl chloride	0.3255 0.2922	0.3084 0.2978	0.2872	0.3180	0.3044	Ave		0.3048			0.1000	4.5		20.0			
Butadiene	0.3225 0.2831	0.3028 0.2740	0.3071	0.2922	0.2814	Ave		0.2947				5.8		20.0			
Bromomethane	0.1151 0.0765	0.1086 0.0681	0.1054	0.1220	0.0735	Qua	0.0578	0.0802	-0.000339		0.0500				0.9940		0.9900
Chloroethane	0.1578 0.1246	0.1362 0.1173	0.1504	0.1643	0.1208	Ave		0.1388			0.0500	13.6		20.0			
Dichlorofluoromethane	0.5184 0.2583	0.2843 0.2476	0.3142	0.3606	0.2407	Qua	0.1531	0.2534	-0.000241						0.9970		0.9900
Trichlorofluoromethane	0.2173 0.1946	0.2095 0.1761	0.1992	0.2109	0.1892	Ave		0.1995			0.1000	7.2		20.0			
Ethyl ether	0.3560 0.2099	0.3010 0.2201	0.2684	0.2256	0.2235	Lin1	0.0783	0.2144							0.9990		0.9900
Acrolein	0.0391 0.0315	0.0353 0.0335	0.0358	0.0343	0.0330	Ave		0.0346				7.0		20.0			
1,1-Dichloroethene	0.3372 0.2539	0.2530 0.2663	0.2570	0.2618	0.2679	Ave		0.2710			0.1000	11.0		20.0			
1,1,2-Trichloro-1,2,2-trichfluoroethane	0.2237 0.1940	0.1930 0.1798	0.1824	0.1752	0.1856	Ave		0.1905			0.0500	8.5		20.0			
Acetone	0.2239 0.0715	0.1440 0.0727	0.0985	0.0817	0.0769	Lin1	0.1458	0.0695			0.0100				0.9990		0.9900
Iodomethane	0.4300 0.3525	0.3807 0.3707	0.3992	0.3934	0.3676	Ave		0.3849				6.6		20.0			

Note: The m1 coefficient is the same as Ave RRF for an Ave curve type.

FORM VI
GC/MS VOA BY INTERNAL STANDARD - INITIAL CALIBRATION DATA
CURVE EVALUATION

Lab Name: TestAmerica Canton Job No.: 240-66021-1 Analy Batch No.: 232711

SDG No.:

Instrument ID: A3UX16 GC Column: DB-624 ID: 0.18(mm) Heated Purge: (Y/N) N

Calibration Start Date: 06/01/2016 12:06 Calibration End Date: 06/01/2016 14:22 Calibration ID: 34643

ANALYTE	RRF					CURVE TYPE	COEFFICIENT			#	MIN RRF	%RSD	#	MAX %RSD	R^2 OR COD	#	MIN R^2 OR COD
	LVL 1 LVL 6	LVL 2 LVL 7	LVL 3	LVL 4	LVL 5		B	M1	M2								
Carbon disulfide	0.9313 0.7876	0.8580 0.8159	0.8641	0.8340	0.8112	Ave		0.8432			0.1000	5.6		20.0			
3-Chloro-1-propene	0.2140 0.1616	0.1806 0.1737	0.1710	0.1652	0.1707	Ave		0.1767				9.9		20.0			
Methyl acetate	0.1637 0.1543	0.1612 0.1612	0.1513	0.1591	0.1572	Ave		0.1583			0.1000	2.7		20.0			
Methylene Chloride	0.8350 0.2580	0.5307 0.2734	0.3976	0.3123	0.2926	Lin1	0.2795	0.2595			0.1000				0.9980		0.9900
tert-Butyl alcohol	0.0208 0.0171	0.0210 0.0174	0.0189	0.0181	0.0178	Ave		0.0187				8.6		20.0			
Acrylonitrile	0.0805 0.0796	0.0790 0.0841	0.0791	0.0816	0.0804	Ave		0.0806				2.2		20.0			
Methyl tert-butyl ether	0.8433 0.7214	0.7518 0.7709	0.7713	0.7710	0.7554	Ave		0.7693			0.1000	4.8		20.0			
trans-1,2-Dichloroethene	0.2759 0.2557	0.2949 0.2720	0.2766	0.2759	0.2675	Ave		0.2741			0.1000	4.3		20.0			
Hexane	0.0907 0.0811	0.0761 0.0748	0.0790	0.0691	0.0739	Ave		0.0778				8.8		20.0			
1,1-Dichloroethane	0.5461 0.4561	0.4860 0.4895	0.4885	0.4978	0.4882	Ave		0.4932			0.2000	5.4		20.0			
Vinyl acetate	0.5072 0.4483	0.4180 0.4888	0.4474	0.4566	0.4610	Ave		0.4610				6.3		20.0			
2,2-Dichloropropane	0.3627 0.2755	0.3022 0.2852	0.3026	0.3055	0.2945	Ave		0.3040				9.2		20.0			
cis-1,2-Dichloroethene	0.3176 0.2733	0.3126 0.2967	0.3033	0.3019	0.2957	Ave		0.3002			0.1000	4.8		20.0			
2-Butanone	0.1380 0.0937	0.0946 0.0974	0.1032	0.1041	0.0965	Ave		0.1039			0.0100	15.0		20.0			
Bromochloromethane	0.1735 0.1257	0.1529 0.1358	0.1423	0.1389	0.1367	Ave		0.1437				10.8		20.0			
Tetrahydrofuran	0.0892 0.0598	0.0681 0.0620	0.0641	0.0630	0.0607	Ave		0.0667				15.4		20.0			
Chloroform	0.5085 0.4143	0.4584 0.4474	0.4645	0.4572	0.4407	Ave		0.4559			0.2000	6.3		20.0			
1,1,1-Trichloroethane	0.3792 0.3224	0.3829 0.3330	0.3471	0.3382	0.3447	Ave		0.3496			0.1000	6.6		20.0			
Cyclohexane	0.5099 0.4686	0.4608 0.4527	0.4342	0.4263	0.4547	Ave		0.4582			0.1000	5.9		20.0			
1,1-Dichloropropene	0.4261 0.3658	0.3951 0.3840	0.3808	0.3873	0.3786	Ave		0.3882				4.9		20.0			

Note: The m1 coefficient is the same as Ave RRF for an Ave curve type.

FORM VI
GC/MS VOA BY INTERNAL STANDARD - INITIAL CALIBRATION DATA
CURVE EVALUATION

Lab Name: TestAmerica Canton Job No.: 240-66021-1 Analy Batch No.: 232711

SDG No.:

Instrument ID: A3UX16 GC Column: DB-624 ID: 0.18(mm) Heated Purge: (Y/N) N

Calibration Start Date: 06/01/2016 12:06 Calibration End Date: 06/01/2016 14:22 Calibration ID: 34643

ANALYTE	RRF					CURVE TYPE	COEFFICIENT			#	MIN RRF	%RSD	#	MAX %RSD	R^2 OR COD	#	MIN R^2 OR COD
	LVL 1 LVL 6	LVL 2 LVL 7	LVL 3	LVL 4	LVL 5		B	M1	M2								
Carbon tetrachloride	0.3923 0.3032	0.3529 0.3132	0.3067	0.3168	0.3107	Ave		0.3280			0.1000	10.0		20.0			
Isobutyl alcohol	0.0075 0.0057	0.0066 0.0058	0.0057	0.0060	0.0058	Ave		0.0062				10.8		20.0			
1,2-Dichloroethane	0.3912 0.3357	0.3572 0.3622	0.3523	0.3560	0.3524	Ave		0.3581			0.1000	4.7		20.0			
Benzene	1.1464 1.0413	1.0898 1.1584	1.1208	1.1182	1.1146	Ave		1.1128			0.5000	3.5		20.0			
n-Heptane	0.8658 0.1847	0.4891 0.1570	0.3113	0.2049	0.1790	Lin1	0.3425	0.1521							0.9950		0.9900
Trichloroethene	0.3294 0.2661	0.2808 0.2899	0.2797	0.2846	0.2796	Ave		0.2871			0.1500	7.0		20.0			
Methylcyclohexane	0.5109 0.4682	0.4698 0.4413	0.4267	0.4101	0.4420	Ave		0.4527			0.1000	7.4		20.0			
1,2-Dichloropropane	0.3109 0.2464	0.2704 0.2680	0.2591	0.2638	0.2558	Ave		0.2678			0.1000	7.7		20.0			
Dibromomethane	0.1642 0.1341	0.1605 0.1454	0.1590	0.1411	0.1416	Ave		0.1494				7.8		20.0			
1,4-Dioxane	0.0020 0.0021	0.0022 0.0021	0.0021	0.0021	0.0023	Ave		0.0021				4.9		20.0			
Bromodichloromethane	0.4212 0.3172	0.3564 0.3469	0.3437	0.3465	0.3397	Ave		0.3531			0.1500	9.2		20.0			
2-Chloroethyl vinyl ether	0.1538 0.1393	0.1407 0.1499	0.1420	0.1428	0.1448	Ave		0.1448				3.6		20.0			
cis-1,3-Dichloropropene	0.5169 0.4190	0.4311 0.4595	0.4377	0.4485	0.4405	Ave		0.4504			0.1500	7.1		20.0			
4-Methyl-2-pentanone	0.2155 0.1908	0.2069 0.1987	0.2027	0.2030	0.1990	Ave		0.2024			0.0500	3.8		20.0			
Toluene	1.8078 1.5456	1.6054 1.6831	1.6197	1.6140	1.6207	Ave		1.6423			0.4000	5.1		20.0			
trans-1,3-Dichloropropene	0.5854 0.5147	0.5278 0.5456	0.5557	0.5361	0.5421	Ave		0.5439			0.1000	4.1		20.0			
Ethyl methacrylate	0.5357 0.4188	0.4567 0.4334	0.4685	0.4479	0.4402	Ave		0.4573				8.3		20.0			
1,1,2-Trichloroethane	0.2886 0.2791	0.3013 0.2832	0.2772	0.2912	0.2815	Ave		0.2860			0.1000	2.9		20.0			
Tetrachloroethene	0.3308 0.2848	0.2972 0.2974	0.2777	0.2955	0.2960	Ave		0.2970			0.1500	5.6		20.0			
1,3-Dichloropropane	0.5948 0.5061	0.5208 0.5372	0.5370	0.5310	0.5300	Ave		0.5367				5.2		20.0			

Note: The m1 coefficient is the same as Ave RRF for an Ave curve type.

FORM VI
GC/MS VOA BY INTERNAL STANDARD - INITIAL CALIBRATION DATA
CURVE EVALUATION

Lab Name: TestAmerica Canton Job No.: 240-66021-1 Analy Batch No.: 232711

SDG No.:

Instrument ID: A3UX16 GC Column: DB-624 ID: 0.18(mm) Heated Purge: (Y/N) N

Calibration Start Date: 06/01/2016 12:06 Calibration End Date: 06/01/2016 14:22 Calibration ID: 34643

ANALYTE	RRF					CURVE TYPE	COEFFICIENT			#	MIN RRF	%RSD	#	MAX %RSD	R^2 OR COD	#	MIN R^2 OR COD
	LVL 1 LVL 6	LVL 2 LVL 7	LVL 3	LVL 4	LVL 5		B	M1	M2								
2-Hexanone	0.2702 0.1877	0.2135 0.1870	0.2111	0.1984	0.2007	Ave		0.2098			0.0500	13.6		20.0			
Dibromochloromethane	0.4389 0.3177	0.3858 0.3399	0.3295	0.3314	0.3332	Ave		0.3538				12.3		20.0			
1,2-Dibromoethane	0.3417 0.2751	0.2738 0.2835	0.2837	0.2848	0.2919	Ave		0.2906				8.0		20.0			
Chlorobenzene	1.1892 0.9615	1.0479 1.0412	1.0244	1.0192	1.0080	Ave		1.0416			0.3000	6.8		20.0			
1,1,1,2-Tetrachloroethane	0.4284 0.3412	0.3798 0.3634	0.3655	0.3675	0.3563	Ave		0.3717				7.4		20.0			
Ethylbenzene	0.6350 0.5391	0.5588 0.5736	0.5694	0.5716	0.5684	Ave		0.5737				5.1		20.0			
m-Xylene & p-Xylene	0.8090 0.6776	0.7153 0.7126	0.6856	0.7165	0.7005	Ave		0.7167				6.1		20.0			
o-Xylene	0.7828 0.6776	0.7402 0.7224	0.7109	0.7017	0.7035	Ave		0.7199				4.7		20.0			
Styrene	1.2751 1.1040	1.1525 1.1974	1.1650	1.1717	1.1713	Ave		1.1767			0.3000	4.4		20.0			
Bromoform	0.2021 0.1898	0.1856 0.1995	0.1907	0.1935	0.1934	Ave		0.1935			0.1000	2.9		20.0			
Isopropylbenzene	1.9322 1.7091	1.7543 1.8331	1.7487	1.7471	1.7692	Ave		1.7848			0.1000	4.2		20.0			
1,1,2,2-Tetrachloroethane	0.7589 0.6733	0.6721 0.6933	0.6958	0.6894	0.6915	Ave		0.6963			0.3000	4.2		20.0			
Bromobenzene	0.8272 0.7233	0.7890 0.7959	0.7889	0.7684	0.7816	Ave		0.7820				4.0		20.0			
1,2,3-Trichloropropane	0.4533 0.2033	0.2492 0.2083	0.2178	0.2037	0.2208	Lin1	0.0867	0.2029							0.9970		0.9900
trans-1,4-Dichloro-2-butene	0.2081 0.1867	0.2098 0.1943	0.2115	0.1934	0.1898	Ave		0.1991				5.2		20.0			
n-Propylbenzene	1.0373 0.8830	0.9642 0.9436	0.9090	0.9136	0.9191	Ave		0.9385				5.4		20.0			
2-Chlorotoluene	0.9555 0.7312	0.8406 0.8014	0.7688	0.7644	0.7693	Ave		0.8045				9.3		20.0			
1,3,5-Trimethylbenzene	3.0092 2.6976	2.8007 2.9872	2.8557	2.7340	2.8511	Ave		2.8479				4.1		20.0			
4-Chlorotoluene	0.9328 0.7537	0.8369 0.8293	0.8042	0.8170	0.8228	Ave		0.8281				6.5		20.0			
tert-Butylbenzene	2.5383 2.3873	2.4568 2.5572	2.4127	2.3965	2.4849	Ave		2.4620				2.8		20.0			

Note: The m1 coefficient is the same as Ave RRF for an Ave curve type.

FORM VI
GC/MS VOA BY INTERNAL STANDARD - INITIAL CALIBRATION DATA
CURVE EVALUATION

Lab Name: TestAmerica Canton Job No.: 240-66021-1 Analy Batch No.: 232711

SDG No.:

Instrument ID: A3UX16 GC Column: DB-624 ID: 0.18(mm) Heated Purge: (Y/N) N

Calibration Start Date: 06/01/2016 12:06 Calibration End Date: 06/01/2016 14:22 Calibration ID: 34643

ANALYTE	RRF					CURVE TYPE	COEFFICIENT			#	MIN RRF	%RSD	#	MAX %RSD	R^2 OR COD	#	MIN R^2 OR COD
	LVL 1 LVL 6	LVL 2 LVL 7	LVL 3	LVL 4	LVL 5		B	M1	M2								
1,2,4-Trimethylbenzene	3.2212 2.7820	2.8942 3.1098	2.9390	2.9103	2.9845	Ave		2.9773				4.9		20.0			
sec-Butylbenzene	3.6758 3.2676	3.3683 3.5151	3.2579	3.2123	3.3949	Ave		3.3846				4.8		20.0			
1,3-Dichlorobenzene	1.6908 1.4357	1.5371 1.5792	1.5479	1.5290	1.5344	Ave		1.5506			0.6000	4.9		20.0			
p-Isopropyltoluene	3.1582 2.8283	2.9369 3.0693	2.8226	2.8587	2.9339	Ave		2.9440				4.3		20.0			
1,4-Dichlorobenzene	1.6660 1.4327	1.5476 1.5967	1.5656	1.5412	1.5577	Ave		1.5582			0.5000	4.5		20.0			
n-Butylbenzene	2.8401 2.3843	2.5420 2.5448	2.4586	2.3986	2.4954	Ave		2.5234				6.1		20.0			
1,2-Dichlorobenzene	1.6201 1.3707	1.4940 1.5114	1.4046	1.4681	1.4834	Ave		1.4789			0.4000	5.4		20.0			
1,2-Dibromo-3-Chloropropane	0.1835 0.1490	0.1734 0.1502	0.1620	0.1504	0.1537	Ave		0.1603			0.0500	8.4		20.0			
1,2,4-Trichlorobenzene	1.0780 0.8798	0.9700 0.9507	0.9787	0.9584	0.9634	Ave		0.9684			0.2000	6.0		20.0			
Hexachlorobutadiene	0.4164 0.3120	0.3404 0.3143	0.3469	0.3377	0.3325	Ave		0.3429				10.2		20.0			
Naphthalene	2.8816 2.2973	2.4776 2.3452	2.5060	2.4521	2.4179	Ave		2.4825				7.7		20.0			
1,2,3-Trichlorobenzene	1.0204 0.7849	0.8513 0.8315	0.8741	0.8778	0.8406	Ave		0.8687				8.5		20.0			
Dibromofluoromethane (Surr)	+++++ 0.2142	0.2459 0.2338	0.2421	0.2373	0.2329	Ave		0.2344				4.7		20.0			
1,2-Dichloroethane-d4 (Surr)	+++++ 0.2610	0.2977 0.2881	0.2809	0.2939	0.2799	Ave		0.2836				4.6		20.0			
Toluene-d8 (Surr)	+++++ 1.2967	1.2980 1.4211	1.3722	1.3589	1.3423	Ave		1.3482				3.5		20.0			
4-Bromofluorobenzene (Surr)	+++++ 0.4756	0.5321 0.5221	0.5183	0.5087	0.5099	Ave		0.5111				3.8		20.0			

Note: The m1 coefficient is the same as Ave RRF for an Ave curve type.

FORM VI
GC/MS VOA BY INTERNAL STANDARD - INITIAL CALIBRATION DATA
CURVE EVALUATION

Lab Name: TestAmerica Canton Job No.: 240-66021-1 Analy Batch No.: 232711

SDG No.:

Instrument ID: A3UX16 GC Column: DB-624 ID: 0.18(mm) Heated Purge: (Y/N) N

Calibration Start Date: 06/01/2016 15:08 Calibration End Date: 06/01/2016 17:02 Calibration ID: 34646

Calibration Files:

LEVEL:	LAB SAMPLE ID:	LAB FILE ID:
Level 1	STDA9 240-232711/15	UXM5583.D
Level 2	STDA9 240-232711/14	UXM5582.D
Level 3	STDA9 240-232711/13	UXM5581.D
Level 4	STDA9 240-232711/12	UXM5580.D
Level 5	STDA9 240-232711/11	UXM5579.D
Level 6	STDA9 240-232711/10	UXM5578.D

ANALYTE	RRF					CURVE TYPE	COEFFICIENT			#	MIN RRF	%RSD	#	MAX %RSD	R^2 OR COD	#	MIN R^2 OR COD
	LVL 1 LVL 6	LVL 2	LVL 3	LVL 4	LVL 5		B	M1	M2								
Acetonitrile	0.0219 0.0227	0.0236	0.0231	0.0222	0.0233	Ave		0.0228				2.9		20.0			
Diisopropyl ether	0.2567 0.2470	0.2555	0.2457	0.2444	0.2481	Ave		0.2496				2.1		20.0			
2-Chloro-1,3-butadiene	0.4419 0.4304	0.4401	0.4214	0.4247	0.4312	Ave		0.4316				1.9		20.0			
Ethyl-t-butyl ether (ETBE)	0.8535 0.8559	0.8480	0.8338	0.8284	0.8446	Ave		0.8440				1.3		20.0			
Propionitrile	0.0298 0.0285	0.0311	0.0280	0.0266	0.0275	Ave		0.0286				5.7		20.0			
Ethyl acetate	0.1618 0.1666	0.1876	0.1652	0.1643	0.1648	Ave		0.1684				5.7		20.0			
Methacrylonitrile	0.1264 0.1349	0.1281	0.1286	0.1255	0.1306	Ave		0.1290				2.6		20.0			
Tert-amyl-methyl ether (TAME)	0.7743 0.7955	0.7867	0.7558	0.7613	0.7797	Ave		0.7756				1.9		20.0			
n-Butanol	0.0046 0.0049	0.0055	0.0049	0.0045	0.0048	Ave		0.0049				7.5		20.0			
Ethyl acrylate	0.2850 0.2509	0.2581	0.2455	0.2442	0.2477	Ave		0.2552				6.0		20.0			
Methyl methacrylate	0.1837 0.1819	0.1841	0.1743	0.1782	0.1814	Ave		0.1806				2.1		20.0			
2-Nitropropane	0.0709 0.0601	0.0671	0.0619	0.0611	0.0601	Ave		0.0636				7.0		20.0			
n-Butyl acetate	0.3300 0.2892	0.3010	0.2786	0.2867	0.2888	Ave		0.2957				6.2		20.0			
1-Chlorohexane	0.4957 0.4658	0.4857	0.4616	0.4661	0.4839	Ave		0.4765				2.9		20.0			
Cyclohexanone	0.0264 0.0163	0.0188	0.0174	0.0167	0.0159	Lin1	0.0880	0.0158							0.9990		0.9900

Note: The m1 coefficient is the same as Ave RRF for an Ave curve type.

FORM VI
GC/MS VOA BY INTERNAL STANDARD - INITIAL CALIBRATION DATA
CURVE EVALUATION

Lab Name: TestAmerica Canton Job No.: 240-66021-1 Analy Batch No.: 232711

SDG No.:

Instrument ID: A3UX16 GC Column: DB-624 ID: 0.18(mm) Heated Purge: (Y/N) N

Calibration Start Date: 06/01/2016 15:08 Calibration End Date: 06/01/2016 17:02 Calibration ID: 34646

ANALYTE	RRF					CURVE TYPE	COEFFICIENT			#	MIN RRF	%RSD	#	MAX %RSD	R^2 OR COD	#	MIN R^2 OR COD
	LVL 1 LVL 6	LVL 2	LVL 3	LVL 4	LVL 5		B	M1	M2								
1,2,3-Trimethylbenzene	2.9874 3.0603	2.9348	2.9599	2.9037	3.0152	Ave		2.9769				1.9		20.0			
1,3,5-Trichlorobenzene	0.9939 0.9954	0.9855	1.0342	0.9722	0.9924	Ave		0.9956				2.1		20.0			
2-Methylnaphthalene	1.4671 1.3856	1.4401	1.4386	1.3682	1.3947	Ave		1.4157				2.7		20.0			

Note: The m1 coefficient is the same as Ave RRF for an Ave curve type.

FORM VII
GC/MS VOA CONTINUING CALIBRATION DATA

Lab Name: TestAmerica Canton Job No.: 240-66021-1

SDG No.:

Lab Sample ID: ICV 240-232711/9 Calibration Date: 06/01/2016 14:45

Instrument ID: A3UX16 Calib Start Date: 06/01/2016 12:06

GC Column: DB-624 ID: 0.18(mm) Calib End Date: 06/01/2016 14:22

Lab File ID: UXM5577.D Conc. Units: ng/uL Heated Purge: (Y/N) N

ANALYTE	CURVE TYPE	AVE RRF	RRF	MIN RRF	CALC AMOUNT	SPIKE AMOUNT	%D	MAX %D
Dichlorodifluoromethane	Ave	0.2419	0.3305	0.1000	0.0137	0.0100	36.6*	20.0
Chloromethane	Ave	0.2976	0.3513	0.1000	0.0118	0.0100	18.0	20.0
Vinyl chloride	Ave	0.3048	0.3483	0.1000	0.0114	0.0100	14.3	20.0
Butadiene	Ave	0.2947	0.3177		0.0108	0.0100	7.8	30.0
Bromomethane	Qua		0.1145	0.0500	0.0144	0.0100	44.4*	20.0
Chloroethane	Ave	0.1388	0.1683	0.0500	0.0121	0.0100	21.3*	20.0
Dichlorofluoromethane	Qua		0.3588		0.0137	0.0100	37.3*	20.0
Trichlorofluoromethane	Ave	0.1995	0.2430	0.1000	0.0122	0.0100	21.8*	20.0
Ethyl ether	Lin1		0.2244		0.0101	0.0100	1.0	20.0
Acrolein	Ave	0.0346	0.0395		0.0569	0.0500	13.9	50.0
1,1-Dichloroethene	Ave	0.2710	0.2759	0.1000	0.0102	0.0100	1.8	20.0
1,1,2-Trichloro-1,2,2-trichfluoroethane	Ave	0.1905	0.1970	0.0500	0.0103	0.0100	3.4	20.0
Acetone	Lin1		0.0687	0.0100	0.0177	0.0200	-11.7	50.0
Iodomethane	Ave	0.3849	0.4271		0.0111	0.0100	11.0	20.0
Carbon disulfide	Ave	0.8432	0.8967	0.1000	0.0106	0.0100	6.3	20.0
3-Chloro-1-propene	Ave	0.1767	0.1932		0.0109	0.0100	9.3	20.0
Methyl acetate	Ave	0.1583	0.1544	0.1000	0.0488	0.0500	-2.5	20.0
Methylene Chloride	Lin1		0.3051	0.1000	0.0107	0.0100	6.8	50.0
tert-Butyl alcohol	Ave	0.0187	0.0175		0.0933	0.100	-6.7	50.0
Acrylonitrile	Ave	0.0806	0.0825		0.102	0.100	2.3	20.0
trans-1,2-Dichloroethene	Ave	0.2741	0.2952	0.1000	0.0108	0.0100	7.7	20.0
Methyl tert-butyl ether	Ave	0.7693	0.7901	0.1000	0.0103	0.0100	2.7	20.0
Hexane	Ave	0.0778	0.0778		0.0100	0.0100	-0.0	20.0
1,1-Dichloroethane	Ave	0.4932	0.4950	0.2000	0.0100	0.0100	0.4	20.0
Vinyl acetate	Ave	0.4610	0.5063		0.0110	0.0100	9.8	50.0
2,2-Dichloropropane	Ave	0.3040	0.3134		0.0103	0.0100	3.1	20.0
2-Butanone	Ave	0.1039	0.0862	0.0100	0.0166	0.0200	-17.0	20.0
cis-1,2-Dichloroethene	Ave	0.3002	0.3024	0.1000	0.0101	0.0100	0.7	20.0
Bromochloromethane	Ave	0.1437	0.1388		0.00966	0.0100	-3.4	20.0
Tetrahydrofuran	Ave	0.0667	0.0577		0.0173	0.0200	-13.5	20.0
Chloroform	Ave	0.4559	0.4658	0.2000	0.0102	0.0100	2.2	20.0
1,1,1-Trichloroethane	Ave	0.3496	0.3618	0.1000	0.0103	0.0100	3.5	20.0
Cyclohexane	Ave	0.4582	0.4706	0.1000	0.0103	0.0100	2.7	20.0
1,1-Dichloropropene	Ave	0.3882	0.3966		0.0102	0.0100	2.1	20.0
Carbon tetrachloride	Ave	0.3280	0.3396	0.1000	0.0104	0.0100	3.6	20.0
Isobutyl alcohol	Ave	0.0062	0.0056		0.229	0.250	-8.3	20.0
1,2-Dichloroethane	Ave	0.3581	0.3730	0.1000	0.0104	0.0100	4.1	20.0
Benzene	Ave	1.113	1.149	0.5000	0.0103	0.0100	3.2	20.0
n-Heptane	Lin1		0.1858		0.00996	0.0100	-0.4	20.0
Trichloroethene	Ave	0.2871	0.2971	0.1500	0.0103	0.0100	3.5	20.0

FORM VII
GC/MS VOA CONTINUING CALIBRATION DATA

Lab Name: TestAmerica Canton Job No.: 240-66021-1

SDG No.:

Lab Sample ID: ICV 240-232711/9 Calibration Date: 06/01/2016 14:45

Instrument ID: A3UX16 Calib Start Date: 06/01/2016 12:06

GC Column: DB-624 ID: 0.18(mm) Calib End Date: 06/01/2016 14:22

Lab File ID: UXM5577.D Conc. Units: ng/uL Heated Purge: (Y/N) N

ANALYTE	CURVE TYPE	AVE RRF	RRF	MIN RRF	CALC AMOUNT	SPIKE AMOUNT	%D	MAX %D
Methylcyclohexane	Ave	0.4527	0.4581	0.1000	0.0101	0.0100	1.2	20.0
1,2-Dichloropropane	Ave	0.2678	0.2796	0.1000	0.0104	0.0100	4.4	20.0
Dibromomethane	Ave	0.1494	0.1494		0.0100	0.0100	-0.0	20.0
1,4-Dioxane	Ave	0.0021	0.0020		0.188	0.200	-6.2	50.0
Bromodichloromethane	Ave	0.3531	0.3505	0.1500	0.00993	0.0100	-0.7	20.0
2-Chloroethyl vinyl ether	Ave	0.1448	0.1445		0.00998	0.0100	-0.2	20.0
cis-1,3-Dichloropropene	Ave	0.4504	0.4612	0.1500	0.0102	0.0100	2.4	20.0
4-Methyl-2-pentanone	Ave	0.2024	0.1946	0.0500	0.0192	0.0200	-3.8	20.0
Toluene	Ave	1.642	1.695	0.4000	0.0103	0.0100	3.2	20.0
trans-1,3-Dichloropropene	Ave	0.5439	0.5423	0.1000	0.00997	0.0100	-0.3	20.0
Ethyl methacrylate	Ave	0.4573	0.4489		0.00982	0.0100	-1.8	20.0
1,1,2-Trichloroethane	Ave	0.2860	0.2886	0.1000	0.0101	0.0100	0.9	20.0
1,3-Dichloropropane	Ave	0.5367	0.5305		0.00988	0.0100	-1.2	20.0
Tetrachloroethene	Ave	0.2970	0.3033	0.1500	0.0102	0.0100	2.1	20.0
2-Hexanone	Ave	0.2098	0.1810	0.0500	0.0173	0.0200	-13.7	20.0
Dibromochloromethane	Ave	0.3538	0.3434		0.00971	0.0100	-2.9	20.0
1,2-Dibromoethane	Ave	0.2906	0.2993		0.0103	0.0100	3.0	20.0
Chlorobenzene	Ave	1.042	1.058	0.3000	0.0102	0.0100	1.5	20.0
1,1,1,2-Tetrachloroethane	Ave	0.3717	0.3698		0.00995	0.0100	-0.5	20.0
Ethylbenzene	Ave	0.5737	0.5909		0.0103	0.0100	3.0	20.0
m-Xylene & p-Xylene	Ave	0.7167	0.7377		0.0103	0.0100	2.9	20.0
o-Xylene	Ave	0.7199	0.7248		0.0101	0.0100	0.7	20.0
Styrene	Ave	1.177	1.231	0.3000	0.0105	0.0100	4.6	20.0
Bromoform	Ave	0.1935	0.2144	0.1000	0.0111	0.0100	10.8	20.0
Isopropylbenzene	Ave	1.785	1.881	0.1000	0.0105	0.0100	5.4	20.0
1,1,2,2-Tetrachloroethane	Ave	0.6963	0.6931	0.3000	0.00995	0.0100	-0.5	20.0
Bromobenzene	Ave	0.7820	0.7968		0.0102	0.0100	1.9	20.0
1,2,3-Trichloropropane	Lin1		0.2166		0.0102	0.0100	2.5	20.0
trans-1,4-Dichloro-2-butene	Ave	0.1991	0.1927		0.00968	0.0100	-3.2	20.0
n-Propylbenzene	Ave	0.9385	0.9345		0.00996	0.0100	-0.4	20.0
2-Chlorotoluene	Ave	0.8045	0.7957		0.00989	0.0100	-1.1	20.0
1,3,5-Trimethylbenzene	Ave	2.848	2.896		0.0102	0.0100	1.7	20.0
4-Chlorotoluene	Ave	0.8281	0.8207		0.00991	0.0100	-0.9	20.0
tert-Butylbenzene	Ave	2.462	2.517		0.0102	0.0100	2.2	20.0
1,2,4-Trimethylbenzene	Ave	2.977	2.954		0.00992	0.0100	-0.8	20.0
sec-Butylbenzene	Ave	3.385	3.413		0.0101	0.0100	0.8	20.0
1,3-Dichlorobenzene	Ave	1.551	1.549	0.6000	0.00999	0.0100	-0.0	20.0
p-Isopropyltoluene	Ave	2.944	3.021		0.0103	0.0100	2.6	20.0
1,4-Dichlorobenzene	Ave	1.558	1.570	0.5000	0.0101	0.0100	0.8	20.0
n-Butylbenzene	Ave	2.523	2.525		0.0100	0.0100	0.0	20.0
1,2-Dichlorobenzene	Ave	1.479	1.513	0.4000	0.0102	0.0100	2.3	20.0

FORM VII
GC/MS VOA CONTINUING CALIBRATION DATA

Lab Name: TestAmerica Canton Job No.: 240-66021-1

SDG No.:

Lab Sample ID: ICV 240-232711/9 Calibration Date: 06/01/2016 14:45

Instrument ID: A3UX16 Calib Start Date: 06/01/2016 12:06

GC Column: DB-624 ID: 0.18(mm) Calib End Date: 06/01/2016 14:22

Lab File ID: UXM5577.D Conc. Units: ng/uL Heated Purge: (Y/N) N

ANALYTE	CURVE TYPE	AVE RRF	RRF	MIN RRF	CALC AMOUNT	SPIKE AMOUNT	%D	MAX %D
1,2-Dibromo-3-Chloropropane	Ave	0.1603	0.1597	0.0500	0.00996	0.0100	-0.4	50.0
1,2,4-Trichlorobenzene	Ave	0.9684	0.9683	0.2000	0.0100	0.0100	-0.0	50.0
Hexachlorobutadiene	Ave	0.3429	0.3303		0.00963	0.0100	-3.7	20.0
Naphthalene	Ave	2.483	2.405		0.00969	0.0100	-3.1	50.0
1,2,3-Trichlorobenzene	Ave	0.8687	0.8247		0.00949	0.0100	-5.1	20.0
Dibromofluoromethane (Surr)	Ave	0.2344	0.2353		0.0100	0.0100	0.4	20.0
1,2-Dichloroethane-d4 (Surr)	Ave	0.2836	0.2858		0.0101	0.0100	0.8	20.0
Toluene-d8 (Surr)	Ave	1.348	1.356		0.0101	0.0100	0.6	20.0
4-Bromofluorobenzene (Surr)	Ave	0.5111	0.5095		0.00997	0.0100	-0.3	20.0

FORM VII
GC/MS VOA CONTINUING CALIBRATION DATA

Lab Name: TestAmerica Canton Job No.: 240-66021-1

SDG No.:

Lab Sample ID: ICV 240-232711/16 Calibration Date: 06/01/2016 17:24

Instrument ID: A3UX16 Calib Start Date: 06/01/2016 15:08

GC Column: DB-624 ID: 0.18(mm) Calib End Date: 06/01/2016 17:02

Lab File ID: UXM5584.D Conc. Units: ng/uL Heated Purge: (Y/N) N

ANALYTE	CURVE TYPE	AVE RRF	RRF	MIN RRF	CALC AMOUNT	SPIKE AMOUNT	%D	MAX %D
Acetonitrile	Ave	0.0228	0.0233		0.102	0.100	2.0	20.0
Diisopropyl ether	Ave	0.2496	0.2758		0.0110	0.0100	10.5	20.0
2-Chloro-1,3-butadiene	Ave	0.4316	0.4683		0.0109	0.0100	8.5	20.0
Ethyl-t-butyl ether (ETBE)	Ave	0.8440	0.9047		0.0107	0.0100	7.2	20.0
Propionitrile	Ave	0.0286	0.0300		0.105	0.100	4.9	20.0
Ethyl acetate	Ave	0.1684	0.1820		0.0216	0.0200	8.1	50.0
Methacrylonitrile	Ave	0.1290	0.1351		0.105	0.100	4.7	20.0
Tert-amyl-methyl ether (TAME)	Ave	0.7756	0.8251		0.0106	0.0100	6.4	20.0
n-Butanol	Ave	0.0049	0.0047		0.240	0.250	-4.0	20.0
Methyl methacrylate	Ave	0.1806	0.1852		0.0205	0.0200	2.5	20.0
2-Nitropropane	Ave	0.0636	0.0608		0.0191	0.0200	-4.4	20.0
1-Chlorohexane	Ave	0.4765	0.4839		0.0102	0.0100	1.6	20.0
Cyclohexanone	Lin1		0.0159		0.0945	0.100	-5.5	20.0
1,2,3-Trimethylbenzene	Ave	2.977	3.064		0.0103	0.0100	2.9	20.0
1,3,5-Trichlorobenzene	Ave	0.996	1.031		0.0104	0.0100	3.5	20.0
2-Methylnaphthalene	Ave	1.416	1.326		0.0187	0.0200	-6.4	20.0

FORM V
GC/MS VOA INSTRUMENT PERFORMANCE CHECK
BROMOFLUOROBENZENE (BFB)

Lab Name: TestAmerica Canton Job No.: 240-66021-1

SDG No.:

Lab File ID: BFB4886.D BFB Injection Date: 06/16/2016

Instrument ID: A3UX16 BFB Injection Time: 21:39

Analysis Batch No.: 234854

M/E	ION ABUNDANCE CRITERIA	% RELATIVE ABUNDANCE
50	15.0 - 40.0 % of mass 95	19.2
75	30.0 - 60.0 % of mass 95	49.0
95	Base Peak, 100% relative abundance	100.0
96	5.0 - 9.0 % of mass 95	6.5
173	Less than 2.0 % of mass 174	0.7 (0.9) 1
174	50.0 - 120.00 % of mass 95	77.0
175	5.0 - 9.0 % of mass 174	5.7 (7.4) 1
176	95.0 - 101.0 % of mass 174	74.7 (97.1) 1
177	5.0 - 9.0 % of mass 176	4.8 (6.5) 2

1-Value is % mass 174 2-Value is % mass 176

THIS CHECK APPLIES TO THE FOLLOWING SAMPLES, MS, MSD, BLANKS AND STANDARDS:

CLIENT SAMPLE ID	LAB SAMPLE ID	LAB FILE ID	DATE ANALYZED	TIME ANALYZED
	CCVIS 240-234854/2	UXM6002.D	06/16/2016	22:01
	CCV 240-234854/3	UXM6003.D	06/16/2016	22:24
	LCS 240-234854/4	UXM6004.D	06/16/2016	22:46
	MB 240-234854/6	UXM6006.D	06/16/2016	23:30
MSA-SW37A-061416	240-66021-1	UXM6007.D	06/16/2016	23:53
MSA-SW37B-061416	240-66021-2	UXM6008.D	06/17/2016	00:15
MSA-SW37C-061416	240-66021-3	UXM6009.D	06/17/2016	00:37
MSA-SW37D-061416	240-66021-4	UXM6010.D	06/17/2016	01:00
MSA-SW38A-061416	240-66021-5	UXM6011.D	06/17/2016	01:23
MSA-SW38B-061416	240-66021-6	UXM6012.D	06/17/2016	01:46
MSA-SW38C-061416	240-66021-7	UXM6013.D	06/17/2016	02:08
MSA-SW38D-061416	240-66021-8	UXM6014.D	06/17/2016	02:31
MSA-SW39A-061416	240-66021-9	UXM6015.D	06/17/2016	02:54
MSA-SW39B-061416	240-66021-10	UXM6016.D	06/17/2016	03:16
MSA-SW39C-061416	240-66021-11	UXM6017.D	06/17/2016	03:39
MSA-SW39D-061416	240-66021-12	UXM6018.D	06/17/2016	04:02
MSA-SW40A-061416	240-66021-13	UXM6019.D	06/17/2016	04:24
MSA-SW40B-061416	240-66021-14	UXM6020.D	06/17/2016	04:47
MSA-SW40C-061416	240-66021-15	UXM6021.D	06/17/2016	05:10
MSA-SW40D-061416	240-66021-16	UXM6022.D	06/17/2016	05:32
MSA-SW41A-061416	240-66021-17	UXM6023.D	06/17/2016	05:55
MSA-SW41B-061416	240-66021-18	UXM6024.D	06/17/2016	06:18
MSA-SW41C-061416	240-66021-19	UXM6025.D	06/17/2016	06:41
MSA-SW41D-061416	240-66021-20	UXM6026.D	06/17/2016	07:04
MSA-SW41D-061416 MS	240-66021-20 MS	UXM6028.D	06/17/2016	08:48
MSA-SW41D-061416 MSD	240-66021-20 MSD	UXM6029.D	06/17/2016	09:11

FORM VII
GC/MS VOA CONTINUING CALIBRATION DATA

Lab Name: TestAmerica Canton Job No.: 240-66021-1

SDG No.:

Lab Sample ID: CCVIS 240-234854/2 Calibration Date: 06/16/2016 22:01

Instrument ID: A3UX16 Calib Start Date: 06/01/2016 12:06

GC Column: DB-624 ID: 0.18(mm) Calib End Date: 06/01/2016 14:22

Lab File ID: UXM6002.D Conc. Units: ng/uL Heated Purge: (Y/N) N

ANALYTE	CURVE TYPE	AVE RRF	RRF	MIN RRF	CALC AMOUNT	SPIKE AMOUNT	%D	MAX %D
Dichlorodifluoromethane	Ave	0.2419	0.2095	0.1000	0.00866	0.0100	-13.4	20.0
Chloromethane	Ave	0.2976	0.3110	0.1000	0.0105	0.0100	4.5	20.0
Vinyl chloride	Ave	0.3048	0.2837	0.1000	0.00931	0.0100	-6.9	20.0
Butadiene	Ave	0.2947	0.2593		0.00880	0.0100	-12.0	20.0
Bromomethane	Qua		0.0846	0.0500	0.0103	0.0100	2.7	20.0
Chloroethane	Ave	0.1388	0.1089	0.0500	0.00784	0.0100	-21.6*	20.0
Dichlorofluoromethane	Qua		0.3172		0.0120	0.0100	20.5*	20.0
Trichlorofluoromethane	Ave	0.1995	0.2258	0.1000	0.0113	0.0100	13.2	20.0
Ethyl ether	Lin1		0.1886		0.00843	0.0100	-15.7	20.0
Acrolein	Ave	0.0346	0.0196		0.0282	0.0500	-43.6	50.0
1,1-Dichloroethene	Ave	0.2710	0.2229	0.1000	0.00822	0.0100	-17.8	20.0
1,1,2-Trichloro-1,2,2-trichfluoroethane	Ave	0.1905	0.1402	0.0500	0.00736	0.0100	-26.4*	20.0
Acetone	Lin1		0.0663	0.0100	0.0170	0.0200	-15.1	50.0
Iodomethane	Ave	0.3849	0.3623		0.00941	0.0100	-5.9	20.0
Carbon disulfide	Ave	0.8432	0.7250	0.1000	0.00860	0.0100	-14.0	20.0
3-Chloro-1-propene	Ave	0.1767	0.1430		0.00809	0.0100	-19.1	20.0
Methyl acetate	Ave	0.1583	0.1240	0.1000	0.0392	0.0500	-21.7*	20.0
Methylene Chloride	Lin1		0.2712	0.1000	0.00937	0.0100	-6.3	50.0
tert-Butyl alcohol	Ave	0.0187	0.0140		0.0748	0.100	-25.2	50.0
Acrylonitrile	Ave	0.0806	0.0641		0.0796	0.100	-20.4*	20.0
Methyl tert-butyl ether	Ave	0.7693	0.6541	0.1000	0.00850	0.0100	-15.0	20.0
trans-1,2-Dichloroethene	Ave	0.2741	0.2457	0.1000	0.00896	0.0100	-10.4	20.0
Hexane	Ave	0.0778	0.0573		0.00736	0.0100	-26.4*	20.0
1,1-Dichloroethane	Ave	0.4932	0.4570	0.2000	0.00927	0.0100	-7.3	20.0
Vinyl acetate	Ave	0.4610	0.2876		0.00624	0.0100	-37.6	50.0
2,2-Dichloropropane	Ave	0.3040	0.3016		0.00992	0.0100	-0.8	20.0
2-Butanone	Ave	0.1039	0.0774	0.0100	0.0149	0.0200	-25.5*	20.0
cis-1,2-Dichloroethene	Ave	0.3002	0.2722	0.1000	0.00907	0.0100	-9.3	20.0
Bromochloromethane	Ave	0.1437	0.1169		0.00814	0.0100	-18.6	20.0
Tetrahydrofuran	Ave	0.0667	0.0480		0.0144	0.0200	-28.1*	20.0
Chloroform	Ave	0.4559	0.4185	0.2000	0.00918	0.0100	-8.2	20.0
1,1,1-Trichloroethane	Ave	0.3496	0.3351	0.1000	0.00959	0.0100	-4.1	20.0
Cyclohexane	Ave	0.4582	0.3852	0.1000	0.00841	0.0100	-15.9	20.0
1,1-Dichloropropene	Ave	0.3882	0.3417		0.00880	0.0100	-12.0	20.0
Carbon tetrachloride	Ave	0.3280	0.2800	0.1000	0.00854	0.0100	-14.6	20.0
Isobutyl alcohol	Ave	0.0062	0.0046		0.185	0.250	-26.0*	20.0
1,2-Dichloroethane	Ave	0.3581	0.3198	0.1000	0.00893	0.0100	-10.7	20.0
Benzene	Ave	1.113	1.023	0.5000	0.00919	0.0100	-8.1	20.0
n-Heptane	Lin1		0.1552		0.00795	0.0100	-20.5*	20.0
Trichloroethene	Ave	0.2871	0.2515	0.1500	0.00876	0.0100	-12.4	20.0

FORM VII
GC/MS VOA CONTINUING CALIBRATION DATA

Lab Name: TestAmerica Canton Job No.: 240-66021-1

SDG No.:

Lab Sample ID: CCVIS 240-234854/2 Calibration Date: 06/16/2016 22:01

Instrument ID: A3UX16 Calib Start Date: 06/01/2016 12:06

GC Column: DB-624 ID: 0.18(mm) Calib End Date: 06/01/2016 14:22

Lab File ID: UXM6002.D Conc. Units: ng/uL Heated Purge: (Y/N) N

ANALYTE	CURVE TYPE	AVE RRF	RRF	MIN RRF	CALC AMOUNT	SPIKE AMOUNT	%D	MAX %D
Methylcyclohexane	Ave	0.4527	0.3702	0.1000	0.00818	0.0100	-18.2	20.0
1,2-Dichloropropane	Ave	0.2678	0.2388	0.1000	0.00892	0.0100	-10.8	20.0
Dibromomethane	Ave	0.1494	0.1224		0.00819	0.0100	-18.1	20.0
1,4-Dioxane	Ave	0.0021	0.0017		0.157	0.200	-21.3	50.0
Bromodichloromethane	Ave	0.3531	0.2993	0.1500	0.00848	0.0100	-15.2	20.0
2-Chloroethyl vinyl ether	Ave	0.1448	0.1120		0.0155	0.0200	-22.7*	20.0
cis-1,3-Dichloropropene	Ave	0.4504	0.3741	0.1500	0.00831	0.0100	-16.9	20.0
4-Methyl-2-pentanone	Ave	0.2024	0.1604	0.0500	0.0158	0.0200	-20.8*	20.0
Toluene	Ave	1.642	1.510	0.4000	0.00919	0.0100	-8.1	20.0
trans-1,3-Dichloropropene	Ave	0.5439	0.4413	0.1000	0.00811	0.0100	-18.9	20.0
Ethyl methacrylate	Ave	0.4573	0.3632		0.00794	0.0100	-20.6*	20.0
1,1,2-Trichloroethane	Ave	0.2860	0.2471	0.1000	0.00864	0.0100	-13.6	20.0
Tetrachloroethene	Ave	0.2970	0.2620	0.1500	0.00882	0.0100	-11.8	20.0
1,3-Dichloropropane	Ave	0.5367	0.4666		0.00869	0.0100	-13.1	20.0
2-Hexanone	Ave	0.2098	0.1636	0.0500	0.0156	0.0200	-22.0*	20.0
Dibromochloromethane	Ave	0.3538	0.2781		0.00786	0.0100	-21.4*	20.0
1,2-Dibromoethane	Ave	0.2906	0.2350		0.00809	0.0100	-19.1	20.0
Chlorobenzene	Ave	1.042	0.9352	0.3000	0.00898	0.0100	-10.2	20.0
1,1,1,2-Tetrachloroethane	Ave	0.3717	0.3348		0.00901	0.0100	-9.9	20.0
Ethylbenzene	Ave	0.5737	0.5245		0.00914	0.0100	-8.6	20.0
m-Xylene & p-Xylene	Ave	0.7167	0.6365		0.00888	0.0100	-11.2	20.0
o-Xylene	Ave	0.7199	0.6519		0.00906	0.0100	-9.4	20.0
Styrene	Ave	1.177	1.039	0.3000	0.00883	0.0100	-11.7	20.0
Bromoform	Ave	0.1935	0.1395	0.1000	0.00721	0.0100	-27.9*	20.0
Isopropylbenzene	Ave	1.785	1.596	0.1000	0.00894	0.0100	-10.6	20.0
1,1,2,2-Tetrachloroethane	Ave	0.6963	0.5456	0.3000	0.00784	0.0100	-21.6*	20.0
Bromobenzene	Ave	0.7820	0.6877		0.00879	0.0100	-12.1	20.0
1,2,3-Trichloropropane	Lin1		0.1710		0.00800	0.0100	-20.0	20.0
trans-1,4-Dichloro-2-butene	Ave	0.1991	0.1274		0.00640	0.0100	-36.0*	20.0
n-Propylbenzene	Ave	0.9385	0.7994		0.00852	0.0100	-14.8	20.0
2-Chlorotoluene	Ave	0.8045	0.7064		0.00878	0.0100	-12.2	20.0
1,3,5-Trimethylbenzene	Ave	2.848	2.508		0.00881	0.0100	-11.9	20.0
4-Chlorotoluene	Ave	0.8281	0.7107		0.00858	0.0100	-14.2	20.0
tert-Butylbenzene	Ave	2.462	2.133		0.00866	0.0100	-13.4	20.0
1,2,4-Trimethylbenzene	Ave	2.977	2.614		0.00878	0.0100	-12.2	20.0
sec-Butylbenzene	Ave	3.385	2.919		0.00862	0.0100	-13.8	20.0
1,3-Dichlorobenzene	Ave	1.551	1.368	0.6000	0.00882	0.0100	-11.8	20.0
p-Isopropyltoluene	Ave	2.944	2.547		0.00865	0.0100	-13.5	20.0
1,4-Dichlorobenzene	Ave	1.558	1.386	0.5000	0.00889	0.0100	-11.1	20.0
n-Butylbenzene	Ave	2.523	2.129		0.00844	0.0100	-15.6	20.0
1,2-Dichlorobenzene	Ave	1.479	1.288	0.4000	0.00871	0.0100	-12.9	20.0

FORM VII
GC/MS VOA CONTINUING CALIBRATION DATA

Lab Name: TestAmerica Canton Job No.: 240-66021-1

SDG No.:

Lab Sample ID: CCVIS 240-234854/2 Calibration Date: 06/16/2016 22:01

Instrument ID: A3UX16 Calib Start Date: 06/01/2016 12:06

GC Column: DB-624 ID: 0.18(mm) Calib End Date: 06/01/2016 14:22

Lab File ID: UXM6002.D Conc. Units: ng/uL Heated Purge: (Y/N) N

ANALYTE	CURVE TYPE	AVE RRF	RRF	MIN RRF	CALC AMOUNT	SPIKE AMOUNT	%D	MAX %D
1,2-Dibromo-3-Chloropropane	Ave	0.1603	0.0997	0.0500	0.00622	0.0100	-37.8	50.0
1,2,4-Trichlorobenzene	Ave	0.9684	0.7888	0.2000	0.00815	0.0100	-18.5	50.0
Hexachlorobutadiene	Ave	0.3429	0.2542		0.00741	0.0100	-25.9*	20.0
Naphthalene	Ave	2.483	1.830		0.00737	0.0100	-26.3	50.0
1,2,3-Trichlorobenzene	Ave	0.8687	0.6920		0.00797	0.0100	-20.3*	20.0
Dibromofluoromethane (Surr)	Ave	0.2344	0.2151		0.00918	0.0100	-8.2	20.0
1,2-Dichloroethane-d4 (Surr)	Ave	0.2836	0.2659		0.00938	0.0100	-6.2	20.0
Toluene-d8 (Surr)	Ave	1.348	1.380		0.0102	0.0100	2.3	20.0
4-Bromofluorobenzene (Surr)	Ave	0.5111	0.4947		0.00968	0.0100	-3.2	20.0

FORM VII
GC/MS VOA CONTINUING CALIBRATION DATA

Lab Name: TestAmerica Canton Job No.: 240-66021-1

SDG No.:

Lab Sample ID: CCV 240-234854/3 Calibration Date: 06/16/2016 22:24

Instrument ID: A3UX16 Calib Start Date: 06/01/2016 15:08

GC Column: DB-624 ID: 0.18(mm) Calib End Date: 06/01/2016 17:02

Lab File ID: UXM6003.D Conc. Units: ng/uL Heated Purge: (Y/N) N

ANALYTE	CURVE TYPE	AVE RRF	RRF	MIN RRF	CALC AMOUNT	SPIKE AMOUNT	%D	MAX %D
Acetonitrile	Ave	0.0228	0.0188		0.0824	0.100	-17.6	20.0
Diisopropyl ether	Ave	0.2496	0.2194		0.00879	0.0100	-12.1	20.0
2-Chloro-1,3-butadiene	Ave	0.4316	0.3769		0.00873	0.0100	-12.7	20.0
Ethyl-t-butyl ether (ETBE)	Ave	0.8440	0.7399		0.00877	0.0100	-12.3	20.0
Propionitrile	Ave	0.0286	0.0224		0.0784	0.100	-21.6*	20.0
Ethyl acetate	Ave	0.1684	0.1290		0.0153	0.0200	-23.4	50.0
Methacrylonitrile	Ave	0.1290	0.1038		0.0805	0.100	-19.5	20.0
Tert-amyl-methyl ether (TAME)	Ave	0.7756	0.6716		0.00866	0.0100	-13.4	20.0
n-Butanol	Ave	0.0049	0.0041		0.211	0.250	-15.7	20.0
Methyl methacrylate	Ave	0.1806	0.1443		0.0160	0.0200	-20.1*	20.0
2-Nitropropane	Ave	0.0636	0.0462		0.0145	0.0200	-27.4*	20.0
1-Chlorohexane	Ave	0.4765	0.4135		0.00868	0.0100	-13.2	20.0
Cyclohexanone	Lin1		0.0146		0.0863	0.100	-13.7	20.0
1,2,3-Trimethylbenzene	Ave	2.977	2.640		0.00887	0.0100	-11.3	20.0
1,3,5-Trichlorobenzene	Ave	0.996	0.8817		0.00886	0.0100	-11.4	20.0
2-Methylnaphthalene	Ave	1.416	1.004		0.0142	0.0200	-29.1*	20.0

FORM V
GC/MS VOA INSTRUMENT PERFORMANCE CHECK
BROMOFLUOROBENZENE (BFB)

Lab Name: TestAmerica Canton Job No.: 240-66021-1

SDG No.:

Lab File ID: BFB3078.D BFB Injection Date: 08/27/2015

Instrument ID: A3UX9 BFB Injection Time: 19:38

Analysis Batch No.: 195201

M/E	ION ABUNDANCE CRITERIA	% RELATIVE ABUNDANCE	
50	15.0 - 40.0 % of mass 95	15.5	
75	30.0 - 60.0 % of mass 95	46.6	
95	Base Peak, 100% relative abundance	100.0	
96	5.0 - 9.0 % of mass 95	6.8	
173	Less than 2.0 % of mass 174	0.4	(0.6) 1
174	50.0 - 120.00 % of mass 95	72.9	
175	5.0 - 9.0 % of mass 174	5.1	(7.0) 1
176	95.0 - 101.0 % of mass 174	69.8	(95.8) 1
177	5.0 - 9.0 % of mass 176	4.1	(5.9) 2

1-Value is % mass 174 2-Value is % mass 176

THIS CHECK APPLIES TO THE FOLLOWING SAMPLES, MS, MSD, BLANKS AND STANDARDS:

CLIENT SAMPLE ID	LAB SAMPLE ID	LAB FILE ID	DATE ANALYZED	TIME ANALYZED
	STD 240-195201/14	UX951835.D	08/28/2015	00:37
	STD 240-195201/15	UX951836.D	08/28/2015	01:23
	STD 240-195201/16	UX951837.D	08/28/2015	02:09
	STD 240-195201/17	UX951838.D	08/28/2015	02:55
	STD 240-195201/18	UX951839.D	08/28/2015	03:40
	STD 240-195201/19	UX951840.D	08/28/2015	04:03

FORM VI
GC/MS VOA BY INTERNAL STANDARD - INITIAL CALIBRATION DATA
CURVE EVALUATION

Lab Name: TestAmerica Canton Job No.: 240-66021-1 Analy Batch No.: 195201

SDG No.:

Instrument ID: A3UX9 GC Column: DB-624 ID: 0.18(mm) Heated Purge: (Y/N) N

Calibration Start Date: 08/28/2015 00:37 Calibration End Date: 08/28/2015 04:03 Calibration ID: 30405

Calibration Files:

LEVEL:	LAB SAMPLE ID:	LAB FILE ID:
Level 1	STD 240-195201/19	UX951840.D
Level 2	STD 240-195201/18	UX951839.D
Level 3	STD 240-195201/17	UX951838.D
Level 4	STD 240-195201/16	UX951837.D
Level 5	STD 240-195201/15	UX951836.D
Level 6	STD 240-195201/14	UX951835.D

ANALYTE	RRF					CURVE TYPE	COEFFICIENT			#	MIN RRF	%RSD	#	MAX %RSD	R^2 OR COD	#	MIN R^2 OR COD
	LVL 1 LVL 6	LVL 2	LVL 3	LVL 4	LVL 5		B	M1	M2								
Acetonitrile	0.0614 0.0512	0.0609	0.0505	0.0491	0.0538	Ave		0.0545				9.9		20.0			
Diisopropyl ether	0.3689 0.3623	0.2913	0.3604	0.3459	0.3625	Ave		0.3486				8.3		20.0			
2-Chloro-1,3-butadiene	0.4969 0.5106	0.4783	0.5049	0.4856	0.5107	Ave		0.4978				2.7		20.0			
Ethyl-t-butyl ether (ETBE)	1.1822 1.2198	1.1713	1.1628	1.1219	1.2020	Ave		1.1767				2.9		20.0			
Ethyl acetate	0.3303 0.3139	0.3686	0.2967	0.2842	0.3082	Ave		0.3170				9.4		20.0			
Propionitrile	0.0573 0.0576	0.0574	0.0545	0.0539	0.0548	Ave		0.0559				3.0		20.0			
Methacrylonitrile	0.2315 0.2377	0.2491	0.2375	0.2266	0.2432	Ave		0.2376				3.4		20.0			
Tert-amyl-methyl ether (TAME)	1.1944 1.1973	1.2142	1.1616	1.0960	1.1829	Ave		1.1744				3.6		20.0			
n-Butanol	0.0103 0.0124	0.0101	0.0111	0.0114	0.0117	Ave		0.0112				7.7		20.0			
Ethyl acrylate	0.4466 0.4726	0.3977	0.4492	0.4370	0.4612	Ave		0.4440				5.8		20.0			
Methyl methacrylate	0.3262 0.3380	0.2968	0.2982	0.3041	0.3288	Ave		0.3153				5.6		20.0			
2-Nitropropane	0.0679 0.0734	0.0565	0.0645	0.0661	0.0723	Ave		0.0668				9.2		20.0			
n-Butyl acetate	0.5450 0.7139	0.7194	0.6478	0.6241	0.6618	Ave		0.6520				9.9		20.0			
1-Chlorohexane	+++++ 0.5730	0.5689	0.5332	0.5459	0.5508	Ave		0.5544				3.0		20.0			
Cyclohexanone	+++++ 0.0437	0.0420	0.0398	0.0415	0.0385	Ave		0.0411				4.9		20.0			

Note: The m1 coefficient is the same as Ave RRF for an Ave curve type.

FORM VI
GC/MS VOA BY INTERNAL STANDARD - INITIAL CALIBRATION DATA
CURVE EVALUATION

Lab Name: TestAmerica Canton Job No.: 240-66021-1 Analy Batch No.: 195201

SDG No.:

Instrument ID: A3UX9 GC Column: DB-624 ID: 0.18(mm) Heated Purge: (Y/N) N

Calibration Start Date: 08/28/2015 00:37 Calibration End Date: 08/28/2015 04:03 Calibration ID: 30405

ANALYTE	RRF					CURVE TYPE	COEFFICIENT			#	MIN RRF	%RSD	#	MAX %RSD	R^2 OR COD	#	MIN R^2 OR COD
	LVL 1 LVL 6	LVL 2	LVL 3	LVL 4	LVL 5		B	M1	M2								
1,2,3-Trimethylbenzene	3.8221 4.3589	4.0161	4.1987	4.2698	4.2560	Ave		4.1536				4.8		20.0			
1,3,5-Trichlorobenzene	1.6272 1.4578	1.6947	1.5180	1.4881	1.4468	Ave		1.5388				6.5		20.0			
2-Methylnaphthalene	2.2338 2.3781	2.2475	2.1443	2.2945	2.2516	Ave		2.2583				3.4		20.0			

Note: The m1 coefficient is the same as Ave RRF for an Ave curve type.

FORM V
GC/MS VOA INSTRUMENT PERFORMANCE CHECK
BROMOFLUOROBENZENE (BFB)

Lab Name: TestAmerica Canton Job No.: 240-66021-1

SDG No.:

Lab File ID: BFB3285.D BFB Injection Date: 05/03/2016

Instrument ID: A3UX9 BFB Injection Time: 17:50

Analysis Batch No.: 228693

M/E	ION ABUNDANCE CRITERIA	% RELATIVE ABUNDANCE	
50	15.0 - 40.0 % of mass 95	18.6	
75	30.0 - 60.0 % of mass 95	49.2	
95	Base Peak, 100% relative abundance	100.0	
96	5.0 - 9.0 % of mass 95	5.8	
173	Less than 2.0 % of mass 174	0.7	(0.9) 1
174	50.0 - 120.00 % of mass 95	81.6	
175	5.0 - 9.0 % of mass 174	7.0	(8.6) 1
176	95.0 - 101.0 % of mass 174	78.4	(96.1) 1
177	5.0 - 9.0 % of mass 176	5.6	(7.2) 2

1-Value is % mass 174 2-Value is % mass 176

THIS CHECK APPLIES TO THE FOLLOWING SAMPLES, MS, MSD, BLANKS AND STANDARDS:

CLIENT SAMPLE ID	LAB SAMPLE ID	LAB FILE ID	DATE ANALYZED	TIME ANALYZED
	STD8260 240-228693/8	UX955806.D	05/03/2016	19:03
	STD8260 240-228693/9	UX955807.D	05/03/2016	19:29
	ICIS 240-228693/10	UX955808.D	05/03/2016	19:54
	STD8260 240-228693/11	UX955809.D	05/03/2016	20:19
	STD8260 240-228693/12	UX955810.D	05/03/2016	20:44
	STD8260 240-228693/13	UX955811.D	05/03/2016	21:09
	ICV 240-228693/14	UX955812.D	05/03/2016	21:34

FORM VI
GC/MS VOA BY INTERNAL STANDARD - INITIAL CALIBRATION DATA
CURVE EVALUATION

Lab Name: TestAmerica Canton Job No.: 240-66021-1 Analy Batch No.: 228693

SDG No.:

Instrument ID: A3UX9 GC Column: DB-624 ID: 0.18(mm) Heated Purge: (Y/N) N

Calibration Start Date: 05/03/2016 19:03 Calibration End Date: 05/03/2016 21:09 Calibration ID: 34258

Calibration Files:

LEVEL:	LAB SAMPLE ID:	LAB FILE ID:
Level 1	STD8260 240-228693/13	UX955811.D
Level 2	STD8260 240-228693/12	UX955810.D
Level 3	STD8260 240-228693/11	UX955809.D
Level 4	ICIS 240-228693/10	UX955808.D
Level 5	STD8260 240-228693/9	UX955807.D
Level 6	STD8260 240-228693/8	UX955806.D

ANALYTE	RRF					CURVE TYPE	COEFFICIENT			#	MIN RRF	%RSD	#	MAX %RSD	R^2 OR COD	#	MIN R^2 OR COD
	LVL 1 LVL 6	LVL 2	LVL 3	LVL 4	LVL 5		B	M1	M2								
Dichlorodifluoromethane	0.4505 0.5527	0.5241	0.5437	0.5744	0.5179	Ave		0.5272			0.1000	8.1		20.0			
Chloromethane	0.5263 0.5469	0.5635	0.5927	0.5681	0.5679	Ave		0.5609			0.1000	4.0		20.0			
Vinyl chloride	0.4562 0.5881	0.5290	0.5847	0.6045	0.5842	Ave		0.5578			0.1000	10.0		20.0			
Butadiene	0.5152 0.5294	0.5203	0.5381	0.5675	0.5361	Ave		0.5344				3.5		20.0			
Bromomethane	0.3580 0.3907	0.3258	0.3572	0.3619	0.3635	Ave		0.3595			0.0500	5.7		20.0			
Chloroethane	0.3858 0.4177	0.3351	0.3763	0.3819	0.3947	Ave		0.3819			0.0500	7.1		20.0			
Dichlorofluoromethane	0.7372 0.8827	0.8058	0.8422	0.8566	0.8487	Ave		0.8289				6.2		20.0			
Trichlorofluoromethane	0.5618 0.7077	0.5274	0.7196	0.7103	0.6831	Ave		0.6517			0.1000	13.0		20.0			
Ethyl ether	0.2907 0.3372	0.3424	0.3419	0.3485	0.3253	Ave		0.3310				6.4		20.0			
Acrolein	0.0785 0.0764	0.0729	0.0716	0.0725	0.0793	Ave		0.0752				4.4		20.0			
Acetone	+++++ 0.1634	0.3432	0.1687	0.1647	0.1606	Lin1	0.3496	0.1586			0.0100				1.0000		0.9900
1,1-Dichloroethene	0.6438 0.7534	0.7141	0.7103	0.7264	0.7215	Ave		0.7116			0.1000	5.1		20.0			
1,1,2-Trichloro-1,2,2-trichfluoroethane	0.3174 0.3637	0.2863	0.3467	0.3594	0.3236	Ave		0.3328			0.0500	8.8		20.0			
Iodomethane	0.6083 0.6644	0.6263	0.6475	0.6470	0.6352	Ave		0.6381				3.1		20.0			
Carbon disulfide	1.1702 1.3785	1.3148	1.2912	1.3311	1.3303	Ave		1.3027			0.1000	5.4		20.0			

Note: The m1 coefficient is the same as Ave RRF for an Ave curve type.

FORM VI
GC/MS VOA BY INTERNAL STANDARD - INITIAL CALIBRATION DATA
CURVE EVALUATION

Lab Name: TestAmerica Canton Job No.: 240-66021-1 Analy Batch No.: 228693

SDG No.:

Instrument ID: A3UX9 GC Column: DB-624 ID: 0.18(mm) Heated Purge: (Y/N) N

Calibration Start Date: 05/03/2016 19:03 Calibration End Date: 05/03/2016 21:09 Calibration ID: 34258

ANALYTE	RRF					CURVE TYPE	COEFFICIENT			#	MIN RRF	%RSD	#	MAX %RSD	R^2 OR COD	#	MIN R^2 OR COD
	LVL 1 LVL 6	LVL 2	LVL 3	LVL 4	LVL 5		B	M1	M2								
3-Chloro-1-propene	+++++ 0.2011	0.2986	0.2219	0.2136	0.1937	Lin1	0.1124	0.1991							0.9990		0.9900
Methyl acetate	0.2882 0.2893	0.3013	0.2760	0.2868	0.3014	Ave		0.2905			0.1000	3.3		20.0			
Methylene Chloride	+++++ 0.5643	1.1902	0.6042	0.5783	0.5495	Lin1	0.6276	0.5482			0.1000				1.0000		0.9900
tert-Butyl alcohol	0.0529 0.0447	0.0483	0.0401	0.0448	0.0480	Ave		0.0465				9.3		20.0			
Acrylonitrile	0.1469 0.1592	0.1544	0.1489	0.1554	0.1624	Ave		0.1545				3.8		20.0			
Methyl tert-butyl ether	1.1727 1.2185	1.2109	1.1730	1.1804	1.2180	Ave		1.1956			0.1000	1.9		20.0			
trans-1,2-Dichloroethene	0.4519 0.5308	0.5146	0.5042	0.5144	0.5307	Ave		0.5077			0.1000	5.8		20.0			
Hexane	0.2757 0.2722	0.2683	0.2847	0.2937	0.2451	Ave		0.2733				6.1		20.0			
1,1-Dichloroethane	0.5116 0.5269	0.5580	0.6299	0.5412	0.5339	Ave		0.5502			0.2000	7.6		20.0			
Vinyl acetate	0.4825 0.6385	0.6038	0.5785	0.6105	0.6372	Ave		0.5919				9.8		20.0			
2-Butanone	0.2083 0.1842	0.1861	0.1721	0.1913	0.1893	Ave		0.1885			0.0100	6.3		20.0			
cis-1,2-Dichloroethene	0.4673 0.5148	0.4920	0.4912	0.5285	0.5106	Ave		0.5007			0.1000	4.3		20.0			
2,2-Dichloropropane	0.1726 0.2225	0.2357	0.2262	0.2309	0.2171	Ave		0.2175				10.5		20.0			
Bromochloromethane	0.2655 0.2975	0.3541	0.2932	0.3034	0.2923	Ave		0.3010				9.7		20.0			
Tetrahydrofuran	0.1056 0.1131	0.1032	0.1068	0.1099	0.1184	Ave		0.1095				5.1		20.0			
Chloroform	0.5413 0.6488	0.6118	0.6473	0.6505	0.6341	Ave		0.6223			0.2000	6.8		20.0			
1,1,1-Trichloroethane	0.2865 0.3921	0.3344	0.3776	0.3840	0.3825	Ave		0.3595			0.1000	11.5		20.0			
Cyclohexane	0.3925 0.4270	0.4253	0.4028	0.4408	0.3820	Ave		0.4117			0.1000	5.5		20.0			
1,1-Dichloropropene	0.4299 0.4737	0.4685	0.4648	0.4887	0.4662	Ave		0.4653				4.2		20.0			
Carbon tetrachloride	0.3031 0.4268	0.3190	0.4018	0.4057	0.4001	Ave		0.3761			0.1000	13.7		20.0			

Note: The m1 coefficient is the same as Ave RRF for an Ave curve type.

FORM VI
GC/MS VOA BY INTERNAL STANDARD - INITIAL CALIBRATION DATA
CURVE EVALUATION

Lab Name: TestAmerica Canton Job No.: 240-66021-1 Analy Batch No.: 228693

SDG No.:

Instrument ID: A3UX9 GC Column: DB-624 ID: 0.18(mm) Heated Purge: (Y/N) N

Calibration Start Date: 05/03/2016 19:03 Calibration End Date: 05/03/2016 21:09 Calibration ID: 34258

ANALYTE	RRF					CURVE TYPE	COEFFICIENT			#	MIN RRF	%RSD	#	MAX %RSD	R^2 OR COD	#	MIN R^2 OR COD
	LVL 1 LVL 6	LVL 2	LVL 3	LVL 4	LVL 5		B	M1	M2								
Isobutyl alcohol	0.0093 0.0117	0.0106	0.0105	0.0112	0.0126	Ave		0.0110				10.3		20.0			
Benzene	1.4048 1.5469	1.4546	1.5161	1.5548	1.5071	Ave		1.4974			0.5000	3.8		20.0			
1,2-Dichloroethane	0.5583 0.5174	0.5031	0.5059	0.5126	0.5074	Ave		0.5174			0.1000	4.0		20.0			
n-Heptane	+++++ 0.1792	0.5452	0.2198	0.2245	0.1712	Lin1	0.3904	0.1753							0.9930		0.9900
Trichloroethene	0.4085 0.3918	0.3780	0.3976	0.3919	0.3856	Ave		0.3923			0.1500	2.7		20.0			
Methylcyclohexane	0.4086 0.3993	0.3969	0.4000	0.4267	0.3620	Ave		0.3989			0.1000	5.3		20.0			
1,2-Dichloropropane	0.3417 0.3476	0.3347	0.3301	0.3440	0.3405	Ave		0.3398			0.1000	1.9		20.0			
1,4-Dioxane	+++++ 0.0055	0.0035	0.0047	0.0053	0.0055	Ave		0.0049				17.1		20.0			
Dibromomethane	0.2298 0.2653	0.2712	0.2536	0.2596	0.2603	Ave		0.2566				5.6		20.0			
Bromodichloromethane	0.3757 0.4976	0.3948	0.4340	0.4647	0.4732	Ave		0.4400			0.1500	10.8		20.0			
2-Chloroethyl vinyl ether	0.1889 0.2389	0.1999	0.2195	0.2256	0.2345	Ave		0.2179				9.0		20.0			
cis-1,3-Dichloropropene	0.4367 0.6298	0.5446	0.5729	0.5980	0.6017	Ave		0.5640			0.1500	12.2		20.0			
4-Methyl-2-pentanone	0.3055 0.3566	0.3198	0.3169	0.3284	0.3631	Ave		0.3317			0.0500	7.0		20.0			
Toluene	1.8129 1.9899	1.9029	2.0169	2.0445	2.0230	Ave		1.9650			0.4000	4.6		20.0			
trans-1,3-Dichloropropene	0.5126 0.6893	0.4848	0.6146	0.6598	0.6910	Ave		0.6087			0.1000	14.8		20.0			
Ethyl methacrylate	0.4976 0.6438	0.5501	0.5623	0.6043	0.6540	Ave		0.5853				10.2		20.0			
1,1,2-Trichloroethane	0.4415 0.4240	0.3996	0.4404	0.4386	0.4499	Ave		0.4323			0.1000	4.2		20.0			
1,3-Dichloropropane	0.8264 0.7661	0.7360	0.7625	0.7903	0.8023	Ave		0.7806				4.1		20.0			
Tetrachloroethene	0.3686 0.4160	0.4489	0.4305	0.4337	0.4100	Ave		0.4179			0.1500	6.7		20.0			
2-Hexanone	0.2542 0.3204	0.2640	0.2881	0.3121	0.3378	Ave		0.2961			0.0500	11.1		20.0			

Note: The m1 coefficient is the same as Ave RRF for an Ave curve type.

FORM VI
GC/MS VOA BY INTERNAL STANDARD - INITIAL CALIBRATION DATA
CURVE EVALUATION

Lab Name: TestAmerica Canton Job No.: 240-66021-1 Analy Batch No.: 228693

SDG No.:

Instrument ID: A3UX9 GC Column: DB-624 ID: 0.18(mm) Heated Purge: (Y/N) N

Calibration Start Date: 05/03/2016 19:03 Calibration End Date: 05/03/2016 21:09 Calibration ID: 34258

ANALYTE	RRF					CURVE TYPE	COEFFICIENT			#	MIN RRF	%RSD	#	MAX %RSD	R^2 OR COD	#	MIN R^2 OR COD
	LVL 1 LVL 6	LVL 2	LVL 3	LVL 4	LVL 5		B	M1	M2								
Dibromochloromethane	0.2395 0.4442	0.3095	0.3779	0.4084	0.4341	Lin1	-0.126	0.4359							0.9990		0.9900
1,2-Dibromoethane	0.3568 0.4361	0.4463	0.4194	0.4385	0.4563	Ave		0.4256				8.4		20.0			
Chlorobenzene	1.1598 1.3095	1.2876	1.3358	1.3176	1.3131	Ave		1.2872			0.3000	5.0		20.0			
1,1,1,2-Tetrachloroethane	0.3189 0.4594	0.3993	0.4413	0.4427	0.4514	Ave		0.4188				12.7		20.0			
Ethylbenzene	0.4814 0.6663	0.6228	0.6680	0.6582	0.6610	Ave		0.6263				11.6		20.0			
m-Xylene & p-Xylene	0.7335 0.8305	0.7633	0.7948	0.8266	0.8129	Ave		0.7936				4.8		20.0			
o-Xylene	0.6334 0.8631	0.7878	0.7998	0.8473	0.8464	Ave		0.7963				10.7		20.0			
Styrene	1.1382 1.5520	1.2365	1.3919	1.4686	1.4911	Ave		1.3797			0.3000	11.6		20.0			
Bromoform	+++++ 0.2859	0.1607	0.2063	0.2353	0.2771	Lin1	-0.184	0.2769			0.1000				0.9940		0.9900
Isopropylbenzene	1.6483 1.8814	1.6136	1.8137	1.8972	1.8298	Ave		1.7806			0.1000	6.8		20.0			
1,1,2,2-Tetrachloroethane	1.0663 1.2009	1.1781	1.1485	1.1913	1.2708	Ave		1.1760			0.3000	5.7		20.0			
Bromobenzene	1.0700 1.1687	1.1886	1.1457	1.1378	1.1841	Ave		1.1492				3.8		20.0			
1,2,3-Trichloropropane	0.4148 0.4305	0.4001	0.4246	0.4200	0.4796	Ave		0.4283				6.4		20.0			
trans-1,4-Dichloro-2-butene	+++++ 0.3672	0.1517	0.2848	0.3163	0.3679	Lin1	-0.275	0.3629							0.9960		0.9900
n-Propylbenzene	0.9153 1.0249	0.9833	1.0143	1.0376	1.0268	Ave		1.0004				4.6		20.0			
2-Chlorotoluene	0.9042 0.9471	0.9710	0.9595	0.9526	0.9578	Ave		0.9487				2.4		20.0			
1,3,5-Trimethylbenzene	2.5041 3.1632	2.8241	3.0708	3.0946	3.1511	Ave		2.9680				8.7		20.0			
4-Chlorotoluene	1.0861 1.0453	1.0662	1.0244	1.0317	1.0479	Ave		1.0503				2.2		20.0			
tert-Butylbenzene	2.5175 2.6478	3.0081	2.6714	2.6594	2.5884	Ave		2.6821				6.3		20.0			
1,2,4-Trimethylbenzene	2.8728 3.3845	3.0310	3.3084	3.3414	3.3810	Ave		3.2199				6.7		20.0			

Note: The m1 coefficient is the same as Ave RRF for an Ave curve type.

FORM VI
GC/MS VOA BY INTERNAL STANDARD - INITIAL CALIBRATION DATA
CURVE EVALUATION

Lab Name: TestAmerica Canton Job No.: 240-66021-1 Analy Batch No.: 228693

SDG No.:

Instrument ID: A3UX9 GC Column: DB-624 ID: 0.18(mm) Heated Purge: (Y/N) N

Calibration Start Date: 05/03/2016 19:03 Calibration End Date: 05/03/2016 21:09 Calibration ID: 34258

ANALYTE	RRF					CURVE TYPE	COEFFICIENT			#	MIN RRF	%RSD	#	MAX %RSD	R^2 OR COD	#	MIN R^2 OR COD
	LVL 1 LVL 6	LVL 2	LVL 3	LVL 4	LVL 5		B	M1	M2								
sec-Butylbenzene	0.7364 0.7713	0.9081	0.7981	0.7888	0.7590	Ave		0.7936				7.6		20.0			
1,3-Dichlorobenzene	2.3068 2.0272	2.4079	1.9927	2.0167	2.0563	Ave		2.1346			0.6000	8.3		20.0			
p-Isopropyltoluene	2.8634 3.3285	3.1589	3.3070	3.3588	3.2777	Ave		3.2157				5.8		20.0			
1,4-Dichlorobenzene	2.2960 2.0781	2.4007	2.1596	2.1131	2.1249	Ave		2.1954			0.5000	5.7		20.0			
n-Butylbenzene	2.8828 2.7717	3.4271	2.8009	2.9039	2.7477	Ave		2.9223				8.7		20.0			
1,2-Dichlorobenzene	2.2923 2.0272	2.1487	2.0383	2.0577	2.0528	Ave		2.1028			0.4000	4.9		20.0			
1,2-Dibromo-3-Chloropropane	+++++ 0.2672	0.1862	0.2362	0.2344	0.2869	Ave		0.2422			0.0500	15.8		20.0			
1,2,4-Trichlorobenzene	1.6078 1.1999	1.6447	1.2649	1.2837	1.2563	Ave		1.3762			0.2000	14.2		20.0			
Hexachlorobutadiene	+++++ 0.4805	1.2509	0.6128	0.5801	0.5020	Lin1	0.8417	0.4854							0.9970		0.9900
Naphthalene	3.5064 3.7397	3.6407	3.5672	3.6050	3.9945	Ave		3.6756				4.7		20.0			
1,2,3-Trichlorobenzene	1.4834 1.1476	1.4694	1.2595	1.2341	1.2207	Ave		1.3025				10.7		20.0			
Dibromofluoromethane (Surr)	0.3423 0.3378	0.3179	0.3320	0.3324	0.3326	Ave		0.3325				2.5		20.0			
1,2-Dichloroethane-d4 (Surr)	0.4638 0.4464	0.4632	0.4244	0.4434	0.4198	Ave		0.4435				4.2		20.0			
Toluene-d8 (Surr)	1.6969 1.6984	1.7914	1.6638	1.7366	1.7056	Ave		1.7154				2.6		20.0			
4-Bromofluorobenzene (Surr)	0.6400 0.6385	0.6691	0.5869	0.6319	0.6198	Ave		0.6310				4.3		20.0			

Note: The m1 coefficient is the same as Ave RRF for an Ave curve type.

FORM VII
GC/MS VOA CONTINUING CALIBRATION DATA

Lab Name: TestAmerica Canton Job No.: 240-66021-1

SDG No.:

Lab Sample ID: ICV 240-228693/14 Calibration Date: 05/03/2016 21:34

Instrument ID: A3UX9 Calib Start Date: 05/03/2016 19:03

GC Column: DB-624 ID: 0.18(mm) Calib End Date: 05/03/2016 21:09

Lab File ID: UX955812.D Conc. Units: ng/uL Heated Purge: (Y/N) N

ANALYTE	CURVE TYPE	AVE RRF	RRF	MIN RRF	CALC AMOUNT	SPIKE AMOUNT	%D	MAX %D
Dichlorodifluoromethane	Ave	0.5272	0.5028	0.1000	0.0191	0.0200	-4.6	20.0
Chloromethane	Ave	0.5609	0.5364	0.1000	0.0191	0.0200	-4.4	20.0
Vinyl chloride	Ave	0.5578	0.5509	0.1000	0.0198	0.0200	-1.2	20.0
Butadiene	Ave	0.5344	0.5080		0.0190	0.0200	-4.9	30.0
Bromomethane	Ave	0.3595	0.3591	0.0500	0.0200	0.0200	-0.1	20.0
Chloroethane	Ave	0.3819	0.3605	0.0500	0.0189	0.0200	-5.6	20.0
Dichlorofluoromethane	Ave	0.8289	0.8307		0.0200	0.0200	0.2	20.0
Trichlorofluoromethane	Ave	0.6517	0.6686	0.1000	0.0205	0.0200	2.6	20.0
Ethyl ether	Ave	0.3310	0.3545		0.0214	0.0200	7.1	20.0
Acrolein	Ave	0.0752	0.0415		0.0552	0.100	-44.8	50.0
1,1-Dichloroethene	Ave	0.7116	0.8474	0.1000	0.0238	0.0200	19.1	20.0
Acetone	Lin1		0.1209	0.0100	0.0283	0.0400	-29.3	50.0
1,1,2-Trichloro-1,2,2-trichfluoroethane	Ave	0.3328	0.4136	0.0500	0.0249	0.0200	24.3*	20.0
Iodomethane	Ave	0.6381	0.7680		0.0241	0.0200	20.3*	20.0
Carbon disulfide	Ave	1.303	1.629	0.1000	0.0250	0.0200	25.1*	20.0
3-Chloro-1-propene	Lin1		0.2329		0.0228	0.0200	14.1	20.0
Methyl acetate	Ave	0.2905	0.2828	0.1000	0.0974	0.100	-2.6	20.0
Methylene Chloride	Lin1		0.6114	0.1000	0.0212	0.0200	5.8	50.0
tert-Butyl alcohol	Ave	0.0465	0.0426		0.183	0.200	-8.4	50.0
Acrylonitrile	Ave	0.1545	0.1555		0.201	0.200	0.6	20.0
Methyl tert-butyl ether	Ave	1.196	1.247	0.1000	0.0209	0.0200	4.3	20.0
trans-1,2-Dichloroethene	Ave	0.5077	0.5796	0.1000	0.0228	0.0200	14.1	20.0
Hexane	Ave	0.2733	0.3367		0.0246	0.0200	23.2*	20.0
1,1-Dichloroethane	Ave	0.5502	0.6707	0.2000	0.0244	0.0200	21.9*	20.0
Vinyl acetate	Ave	0.5919	0.6396		0.0216	0.0200	8.1	50.0
2-Butanone	Ave	0.1885	0.1675	0.0100	0.0355	0.0400	-11.2	20.0
cis-1,2-Dichloroethene	Ave	0.5007	0.5437	0.1000	0.0217	0.0200	8.6	20.0
2,2-Dichloropropane	Ave	0.2175	0.2506		0.0230	0.0200	15.2	20.0
Bromochloromethane	Ave	0.3010	0.3120		0.0207	0.0200	3.6	20.0
Tetrahydrofuran	Ave	0.1095	0.1056		0.0386	0.0400	-3.6	20.0
Chloroform	Ave	0.6223	0.6776	0.2000	0.0218	0.0200	8.9	20.0
1,1,1-Trichloroethane	Ave	0.3595	0.4049	0.1000	0.0225	0.0200	12.6	20.0
Cyclohexane	Ave	0.4117	0.4768	0.1000	0.0232	0.0200	15.8	20.0
1,1-Dichloropropene	Ave	0.4653	0.5204		0.0224	0.0200	11.8	20.0
Carbon tetrachloride	Ave	0.3761	0.4583	0.1000	0.0244	0.0200	21.9*	20.0
Isobutyl alcohol	Ave	0.0110	0.0110		0.500	0.500	-0.0	20.0
1,2-Dichloroethane	Ave	0.5174	0.5306	0.1000	0.0205	0.0200	2.5	20.0
Benzene	Ave	1.497	1.635	0.5000	0.0218	0.0200	9.2	20.0
n-Heptane	Lin1		0.2022		0.0208	0.0200	4.2	20.0
Trichloroethene	Ave	0.3923	0.4336	0.1500	0.0221	0.0200	10.5	20.0

FORM VII
GC/MS VOA CONTINUING CALIBRATION DATA

Lab Name: TestAmerica Canton Job No.: 240-66021-1

SDG No.:

Lab Sample ID: ICV 240-228693/14 Calibration Date: 05/03/2016 21:34

Instrument ID: A3UX9 Calib Start Date: 05/03/2016 19:03

GC Column: DB-624 ID: 0.18(mm) Calib End Date: 05/03/2016 21:09

Lab File ID: UX955812.D Conc. Units: ng/uL Heated Purge: (Y/N) N

ANALYTE	CURVE TYPE	AVE RRF	RRF	MIN RRF	CALC AMOUNT	SPIKE AMOUNT	%D	MAX %D
Methylcyclohexane	Ave	0.3989	0.4388	0.1000	0.0220	0.0200	10.0	20.0
1,2-Dichloropropane	Ave	0.3398	0.3650	0.1000	0.0215	0.0200	7.4	20.0
1,4-Dioxane	Ave	0.0049	0.0054		0.440	0.400	9.9	50.0
Dibromomethane	Ave	0.2566	0.2724		0.0212	0.0200	6.2	20.0
Bromodichloromethane	Ave	0.4400	0.4794	0.1500	0.0218	0.0200	9.0	20.0
2-Chloroethyl vinyl ether	Ave	0.2179	0.2237		0.0205	0.0200	2.7	20.0
cis-1,3-Dichloropropene	Ave	0.5640	0.6361	0.1500	0.0226	0.0200	12.8	20.0
4-Methyl-2-pentanone	Ave	0.3317	0.3365	0.0500	0.0406	0.0400	1.4	20.0
Toluene	Ave	1.965	2.177	0.4000	0.0222	0.0200	10.8	20.0
trans-1,3-Dichloropropene	Ave	0.6087	0.6446	0.1000	0.0212	0.0200	5.9	20.0
Ethyl methacrylate	Ave	0.5853	0.6294		0.0215	0.0200	7.5	20.0
1,1,2-Trichloroethane	Ave	0.4323	0.4532	0.1000	0.0210	0.0200	4.8	20.0
1,3-Dichloropropane	Ave	0.7806	0.8026		0.0206	0.0200	2.8	20.0
Tetrachloroethene	Ave	0.4179	0.4596	0.1500	0.0220	0.0200	10.0	20.0
2-Hexanone	Ave	0.2961	0.2936	0.0500	0.0397	0.0400	-0.9	20.0
Dibromochloromethane	Lin1		0.3965		0.0185	0.0200	-7.6	20.0
1,2-Dibromoethane	Ave	0.4256	0.4570		0.0215	0.0200	7.4	20.0
Chlorobenzene	Ave	1.287	1.355	0.3000	0.0210	0.0200	5.2	20.0
1,1,1,2-Tetrachloroethane	Ave	0.4188	0.4785		0.0228	0.0200	14.2	20.0
Ethylbenzene	Ave	0.6263	0.7063		0.0226	0.0200	12.8	20.0
m-Xylene & p-Xylene	Ave	0.7936	0.8692		0.0219	0.0200	9.5	20.0
o-Xylene	Ave	0.7963	0.8493		0.0213	0.0200	6.7	20.0
Styrene	Ave	1.380	1.531	0.3000	0.0222	0.0200	11.0	20.0
Bromoform	Lin1		0.2300	0.1000	0.0173	0.0200	-13.6	20.0
Isopropylbenzene	Ave	1.781	1.979	0.1000	0.0222	0.0200	11.2	20.0
1,1,2,2-Tetrachloroethane	Ave	1.176	1.175	0.3000	0.0200	0.0200	-0.1	20.0
Bromobenzene	Ave	1.149	1.207		0.0210	0.0200	5.1	20.0
1,2,3-Trichloropropane	Ave	0.4283	0.4581		0.0214	0.0200	7.0	20.0
trans-1,4-Dichloro-2-butene	Lin1		0.3292		0.0189	0.0200	-5.5	20.0
n-Propylbenzene	Ave	1.000	1.050		0.0210	0.0200	4.9	20.0
2-Chlorotoluene	Ave	0.9487	0.9576		0.0202	0.0200	0.9	20.0
1,3,5-Trimethylbenzene	Ave	2.968	3.171		0.0214	0.0200	6.8	20.0
4-Chlorotoluene	Ave	1.050	1.069		0.0203	0.0200	1.7	20.0
tert-Butylbenzene	Ave	2.682	2.688		0.0200	0.0200	0.2	20.0
1,2,4-Trimethylbenzene	Ave	3.220	3.387		0.0210	0.0200	5.2	20.0
sec-Butylbenzene	Ave	0.7936	0.7985		0.0201	0.0200	0.6	20.0
1,3-Dichlorobenzene	Ave	2.135	2.089	0.6000	0.0196	0.0200	-2.1	20.0
p-Isopropyltoluene	Ave	3.216	3.329		0.0207	0.0200	3.5	20.0
1,4-Dichlorobenzene	Ave	2.195	2.183	0.5000	0.0199	0.0200	-0.5	20.0
n-Butylbenzene	Ave	2.922	2.733		0.0187	0.0200	-6.5	20.0
1,2-Dichlorobenzene	Ave	2.103	2.112	0.4000	0.0201	0.0200	0.5	20.0

FORM VII
GC/MS VOA CONTINUING CALIBRATION DATA

Lab Name: TestAmerica Canton Job No.: 240-66021-1

SDG No.:

Lab Sample ID: ICV 240-228693/14 Calibration Date: 05/03/2016 21:34

Instrument ID: A3UX9 Calib Start Date: 05/03/2016 19:03

GC Column: DB-624 ID: 0.18(mm) Calib End Date: 05/03/2016 21:09

Lab File ID: UX955812.D Conc. Units: ng/uL Heated Purge: (Y/N) N

ANALYTE	CURVE TYPE	AVE RRF	RRF	MIN RRF	CALC AMOUNT	SPIKE AMOUNT	%D	MAX %D
1,2-Dibromo-3-Chloropropane	Ave	0.2422	0.2390	0.0500	0.0197	0.0200	-1.3	50.0
1,2,4-Trichlorobenzene	Ave	1.376	1.256	0.2000	0.0182	0.0200	-8.8	50.0
Hexachlorobutadiene	Lin1		0.5424		0.0206	0.0200	3.1	20.0
Naphthalene	Ave	3.676	3.588		0.0195	0.0200	-2.4	50.0
1,2,3-Trichlorobenzene	Ave	1.302	1.179		0.0181	0.0200	-9.5	20.0
Dibromofluoromethane (Surr)	Ave	0.3325	0.3364		0.0131	0.0130	1.2	20.0
1,2-Dichloroethane-d4 (Surr)	Ave	0.4435	0.4123		0.0121	0.0130	-7.0	20.0
Toluene-d8 (Surr)	Ave	1.715	1.761		0.0133	0.0130	2.6	20.0
4-Bromofluorobenzene (Surr)	Ave	0.6310	0.6558		0.0135	0.0130	3.9	20.0

FORM V
GC/MS VOA INSTRUMENT PERFORMANCE CHECK
BROMOFLUOROBENZENE (BFB)

Lab Name: TestAmerica Canton Job No.: 240-66021-1

SDG No.:

Lab File ID: BFB3324.D BFB Injection Date: 06/16/2016

Instrument ID: A3UX9 BFB Injection Time: 16:32

Analysis Batch No.: 234863

M/E	ION ABUNDANCE CRITERIA	% RELATIVE ABUNDANCE	
50	15.0 - 40.0 % of mass 95	16.6	
75	30.0 - 60.0 % of mass 95	47.0	
95	Base Peak, 100% relative abundance	100.0	
96	5.0 - 9.0 % of mass 95	6.8	
173	Less than 2.0 % of mass 174	0.4	(0.5) 1
174	50.0 - 120.00 % of mass 95	82.8	
175	5.0 - 9.0 % of mass 174	6.2	(7.4) 1
176	95.0 - 101.0 % of mass 174	79.3	(95.8) 1
177	5.0 - 9.0 % of mass 176	5.0	(6.2) 2

1-Value is % mass 174 2-Value is % mass 176

THIS CHECK APPLIES TO THE FOLLOWING SAMPLES, MS, MSD, BLANKS AND STANDARDS:

CLIENT SAMPLE ID	LAB SAMPLE ID	LAB FILE ID	DATE ANALYZED	TIME ANALYZED
	CCVIS 240-234863/3	UX956639.D	06/16/2016	17:00
	LCS 240-234863/7	UX956640.D	06/16/2016	17:23
	CCV 240-234863/4	UX956641.D	06/16/2016	17:45
	MB 240-234863/6	UX956643.D	06/16/2016	18:31
MSA-SW42A-061416	240-66021-21	UX956644.D	06/16/2016	18:54
MSA-SW42B-061416	240-66021-22	UX956645.D	06/16/2016	19:17
MSA-SW42C-061416	240-66021-23	UX956646.D	06/16/2016	19:40
MSA-SW42D-061416	240-66021-24	UX956647.D	06/16/2016	20:03
MSA-SW43A-061416	240-66021-25	UX956648.D	06/16/2016	20:26
MSA-SW43B-061416	240-66021-26	UX956649.D	06/16/2016	20:47
MSA-SW43C-061416	240-66021-27	UX956650.D	06/16/2016	21:10
MSA-SW43D-061416	240-66021-28	UX956651.D	06/16/2016	21:33
MSA-SW44A-061416	240-66021-29	UX956652.D	06/16/2016	21:56
MSA-SW44B-061416	240-66021-30	UX956653.D	06/16/2016	22:19
MSA-SW44C-061416	240-66021-31	UX956654.D	06/16/2016	22:42
MSA-SW44D-061416	240-66021-32	UX956655.D	06/16/2016	23:05
MSA-SW45A-061416	240-66021-33	UX956656.D	06/16/2016	23:28
MSA-SW45B-061416	240-66021-34	UX956657.D	06/16/2016	23:51
MSA-SW45C-061416	240-66021-35	UX956658.D	06/17/2016	00:14
MSA-SW45D-061416	240-66021-36	UX956659.D	06/17/2016	00:37
EL-SW01A-061416	240-66021-37	UX956660.D	06/17/2016	01:00
EL-SW01B-061416	240-66021-38	UX956661.D	06/17/2016	01:23
EL-SW01C-061416	240-66021-39	UX956662.D	06/17/2016	01:46
EL-SW01D-061416	240-66021-40	UX956663.D	06/17/2016	02:09

FORM VII
GC/MS VOA CONTINUING CALIBRATION DATA

Lab Name: TestAmerica Canton Job No.: 240-66021-1

SDG No.:

Lab Sample ID: CCVIS 240-234863/3 Calibration Date: 06/16/2016 17:00

Instrument ID: A3UX9 Calib Start Date: 05/03/2016 19:03

GC Column: DB-624 ID: 0.18(mm) Calib End Date: 05/03/2016 21:09

Lab File ID: UX956639.D Conc. Units: ng/uL Heated Purge: (Y/N) N

ANALYTE	CURVE TYPE	AVE RRF	RRF	MIN RRF	CALC AMOUNT	SPIKE AMOUNT	%D	MAX %D
Dichlorodifluoromethane	Ave	0.5272	0.5124	0.1000	0.0194	0.0200	-2.8	20.0
Chloromethane	Ave	0.5609	0.6069	0.1000	0.0216	0.0200	8.2	20.0
Vinyl chloride	Ave	0.5578	0.5845	0.1000	0.0210	0.0200	4.8	20.0
Butadiene	Ave	0.5344	0.5133		0.0192	0.0200	-4.0	20.0
Bromomethane	Ave	0.3595	0.3125	0.0500	0.0174	0.0200	-13.1	20.0
Chloroethane	Ave	0.3819	0.3564	0.0500	0.0187	0.0200	-6.7	20.0
Dichlorofluoromethane	Ave	0.8289	0.7811		0.0188	0.0200	-5.8	20.0
Trichlorofluoromethane	Ave	0.6517	0.5830	0.1000	0.0179	0.0200	-10.5	20.0
Ethyl ether	Ave	0.3310	0.3274		0.0198	0.0200	-1.1	20.0
Acrolein	Ave	0.0752	0.0522		0.0694	0.100	-30.6	50.0
Acetone	Lin1		0.1520	0.0100	0.0361	0.0400	-9.7	50.0
1,1,2-Trichloro-1,2,2-trichfluoroethane	Ave	0.3328	0.3233	0.0500	0.0194	0.0200	-2.9	20.0
1,1-Dichloroethene	Ave	0.7116	0.7170	0.1000	0.0202	0.0200	0.8	20.0
Iodomethane	Ave	0.6381	0.5953		0.0187	0.0200	-6.7	20.0
Carbon disulfide	Ave	1.303	1.475	0.1000	0.0226	0.0200	13.2	20.0
3-Chloro-1-propene	Lin1		0.2638		0.0259	0.0200	29.7*	20.0
Methyl acetate	Ave	0.2905	0.2876	0.1000	0.0990	0.100	-1.0	20.0
Methylene Chloride	Lin1		0.5592	0.1000	0.0193	0.0200	-3.7	50.0
tert-Butyl alcohol	Ave	0.0465	0.0434		0.187	0.200	-6.5	50.0
Acrylonitrile	Ave	0.1545	0.1585		0.205	0.200	2.5	20.0
Methyl tert-butyl ether	Ave	1.196	1.100	0.1000	0.0184	0.0200	-8.0	20.0
trans-1,2-Dichloroethene	Ave	0.5077	0.5125	0.1000	0.0202	0.0200	0.9	20.0
Hexane	Ave	0.2733	0.2769		0.0203	0.0200	1.3	20.0
1,1-Dichloroethane	Ave	0.5502	0.6016	0.2000	0.0219	0.0200	9.3	20.0
Vinyl acetate	Ave	0.5919	0.6562		0.0222	0.0200	10.9	50.0
2-Butanone	Ave	0.1885	0.1907	0.0100	0.0405	0.0400	1.2	20.0
cis-1,2-Dichloroethene	Ave	0.5007	0.4964	0.1000	0.0198	0.0200	-0.9	20.0
2,2-Dichloropropane	Ave	0.2175	0.2073		0.0191	0.0200	-4.7	20.0
Bromochloromethane	Ave	0.3010	0.3294		0.0219	0.0200	9.4	20.0
Tetrahydrofuran	Ave	0.1095	0.1180		0.0431	0.0400	7.7	20.0
Chloroform	Ave	0.6223	0.5960	0.2000	0.0192	0.0200	-4.2	20.0
1,1,1-Trichloroethane	Ave	0.3595	0.3374	0.1000	0.0188	0.0200	-6.2	20.0
Cyclohexane	Ave	0.4117	0.2594	0.1000	0.0126	0.0200	-37.0*	20.0
1,1-Dichloropropene	Ave	0.4653	0.4550		0.0196	0.0200	-2.2	20.0
Carbon tetrachloride	Ave	0.3761	0.3369	0.1000	0.0179	0.0200	-10.4	20.0
Isobutyl alcohol	Ave	0.0110	0.0131		0.595	0.500	18.9	20.0
Benzene	Ave	1.497	1.520	0.5000	0.0203	0.0200	1.5	20.0
1,2-Dichloroethane	Ave	0.5174	0.4584	0.1000	0.0177	0.0200	-11.4	20.0
n-Heptane	Lin1		0.1727		0.0175	0.0200	-12.6	20.0
Trichloroethene	Ave	0.3923	0.3647	0.1500	0.0186	0.0200	-7.0	20.0

FORM VII
GC/MS VOA CONTINUING CALIBRATION DATA

Lab Name: TestAmerica Canton Job No.: 240-66021-1

SDG No.:

Lab Sample ID: CCVIS 240-234863/3 Calibration Date: 06/16/2016 17:00

Instrument ID: A3UX9 Calib Start Date: 05/03/2016 19:03

GC Column: DB-624 ID: 0.18(mm) Calib End Date: 05/03/2016 21:09

Lab File ID: UX956639.D Conc. Units: ng/uL Heated Purge: (Y/N) N

ANALYTE	CURVE TYPE	AVE RRF	RRF	MIN RRF	CALC AMOUNT	SPIKE AMOUNT	%D	MAX %D
Methylcyclohexane	Ave	0.3989	0.3312	0.1000	0.0166	0.0200	-17.0	20.0
1,2-Dichloropropane	Ave	0.3398	0.3345	0.1000	0.0197	0.0200	-1.6	20.0
1,4-Dioxane	Ave	0.0049	0.0046		0.373	0.400	-6.8	50.0
Dibromomethane	Ave	0.2566	0.2416		0.0188	0.0200	-5.9	20.0
Bromodichloromethane	Ave	0.4400	0.4520	0.1500	0.0205	0.0200	2.7	20.0
2-Chloroethyl vinyl ether	Ave	0.2179	0.0936		0.0172	0.0400	-57.1*	20.0
cis-1,3-Dichloropropene	Ave	0.5640	0.5728	0.1500	0.0203	0.0200	1.6	20.0
4-Methyl-2-pentanone	Ave	0.3317	0.3487	0.0500	0.0421	0.0400	5.1	20.0
Toluene	Ave	1.965	2.064	0.4000	0.0210	0.0200	5.0	20.0
trans-1,3-Dichloropropene	Ave	0.6087	0.6657	0.1000	0.0219	0.0200	9.4	20.0
Ethyl methacrylate	Ave	0.5853	0.6435		0.0220	0.0200	9.9	20.0
1,1,2-Trichloroethane	Ave	0.4323	0.4420	0.1000	0.0204	0.0200	2.2	20.0
1,3-Dichloropropane	Ave	0.7806	0.8020		0.0205	0.0200	2.7	20.0
Tetrachloroethene	Ave	0.4179	0.3805	0.1500	0.0182	0.0200	-8.9	20.0
2-Hexanone	Ave	0.2961	0.3390	0.0500	0.0458	0.0400	14.5	20.0
Dibromochloromethane	Lin1		0.4212		0.0196	0.0200	-1.9	20.0
1,2-Dibromoethane	Ave	0.4256	0.4581		0.0215	0.0200	7.6	20.0
Chlorobenzene	Ave	1.287	1.293	0.3000	0.0201	0.0200	0.4	20.0
1,1,1,2-Tetrachloroethane	Ave	0.4188	0.4238		0.0202	0.0200	1.2	20.0
Ethylbenzene	Ave	0.6263	0.6592		0.0211	0.0200	5.3	20.0
m-Xylene & p-Xylene	Ave	0.7936	0.7928		0.0200	0.0200	-0.1	20.0
o-Xylene	Ave	0.7963	0.8229		0.0207	0.0200	3.3	20.0
Styrene	Ave	1.380	1.424	0.3000	0.0206	0.0200	3.2	20.0
Bromoform	Lin1		0.2571	0.1000	0.0192	0.0200	-3.8	20.0
Isopropylbenzene	Ave	1.781	1.715	0.1000	0.0193	0.0200	-3.7	20.0
1,1,2,2-Tetrachloroethane	Ave	1.176	1.402	0.3000	0.0238	0.0200	19.2	20.0
Bromobenzene	Ave	1.149	1.202		0.0209	0.0200	4.6	20.0
1,2,3-Trichloropropane	Ave	0.4283	0.4955		0.0231	0.0200	15.7	20.0
trans-1,4-Dichloro-2-butene	Lin1		0.3347		0.0192	0.0200	-4.0	20.0
n-Propylbenzene	Ave	1.000	1.048		0.0209	0.0200	4.7	20.0
2-Chlorotoluene	Ave	0.9487	1.000		0.0211	0.0200	5.4	20.0
1,3,5-Trimethylbenzene	Ave	2.968	3.215		0.0217	0.0200	8.3	20.0
4-Chlorotoluene	Ave	1.050	1.086		0.0207	0.0200	3.4	20.0
tert-Butylbenzene	Ave	2.682	2.752		0.0205	0.0200	2.6	20.0
1,2,4-Trimethylbenzene	Ave	3.220	3.486		0.0217	0.0200	8.3	20.0
sec-Butylbenzene	Ave	0.7936	0.7921		0.0200	0.0200	-0.2	20.0
1,3-Dichlorobenzene	Ave	2.135	2.070	0.6000	0.0194	0.0200	-3.0	20.0
p-Isopropyltoluene	Ave	3.216	3.345		0.0208	0.0200	4.0	20.0
1,4-Dichlorobenzene	Ave	2.195	2.101	0.5000	0.0191	0.0200	-4.3	20.0
n-Butylbenzene	Ave	2.922	2.782		0.0190	0.0200	-4.8	20.0
1,2-Dichlorobenzene	Ave	2.103	2.090	0.4000	0.0199	0.0200	-0.6	20.0

FORM VII
GC/MS VOA CONTINUING CALIBRATION DATA

Lab Name: TestAmerica Canton Job No.: 240-66021-1

SDG No.:

Lab Sample ID: CCVIS 240-234863/3 Calibration Date: 06/16/2016 17:00

Instrument ID: A3UX9 Calib Start Date: 05/03/2016 19:03

GC Column: DB-624 ID: 0.18(mm) Calib End Date: 05/03/2016 21:09

Lab File ID: UX956639.D Conc. Units: ng/uL Heated Purge: (Y/N) N

ANALYTE	CURVE TYPE	AVE RRF	RRF	MIN RRF	CALC AMOUNT	SPIKE AMOUNT	%D	MAX %D
1,2-Dibromo-3-Chloropropane	Ave	0.2422	0.3010	0.0500	0.0249	0.0200	24.3	50.0
1,2,4-Trichlorobenzene	Ave	1.376	1.178	0.2000	0.0171	0.0200	-14.4	50.0
Hexachlorobutadiene	Lin1		0.4968		0.0187	0.0200	-6.3	20.0
Naphthalene	Ave	3.676	3.790		0.0206	0.0200	3.1	50.0
1,2,3-Trichlorobenzene	Ave	1.302	1.150		0.0177	0.0200	-11.7	20.0
Dibromofluoromethane (Surr)	Ave	0.3325	0.3183		0.0124	0.0130	-4.3	20.0
1,2-Dichloroethane-d4 (Surr)	Ave	0.4435	0.3886		0.0114	0.0130	-12.4	20.0
Toluene-d8 (Surr)	Ave	1.715	1.860		0.0141	0.0130	8.4	20.0
4-Bromofluorobenzene (Surr)	Ave	0.6310	0.6242		0.0128	0.0130	-1.1	20.0

FORM VII
GC/MS VOA CONTINUING CALIBRATION DATA

Lab Name: TestAmerica Canton Job No.: 240-66021-1

SDG No.:

Lab Sample ID: CCV 240-234863/4 Calibration Date: 06/16/2016 17:45

Instrument ID: A3UX9 Calib Start Date: 08/28/2015 00:37

GC Column: DB-624 ID: 0.18(mm) Calib End Date: 08/28/2015 04:03

Lab File ID: UX956641.D Conc. Units: ng/uL Heated Purge: (Y/N) N

ANALYTE	CURVE TYPE	AVE RRF	RRF	MIN RRF	CALC AMOUNT	SPIKE AMOUNT	%D	MAX %D
Acetonitrile	Ave	0.0545	0.0571		0.209	0.200	4.7	20.0
Diisopropyl ether	Ave	0.3486	0.3560		0.0204	0.0200	2.1	20.0
2-Chloro-1,3-butadiene	Ave	0.4978	0.5103		0.0205	0.0200	2.5	20.0
Ethyl-t-butyl ether (ETBE)	Ave	1.177	1.084		0.0184	0.0200	-7.9	20.0
Ethyl acetate	Ave	0.3170	0.3176		0.0401	0.0400	0.2	50.0
Propionitrile	Ave	0.0559	0.0594		0.213	0.200	6.3	20.0
Methacrylonitrile	Ave	0.2376	0.2359		0.199	0.200	-0.7	20.0
Tert-amyl-methyl ether (TAME)	Ave	1.174	1.036		0.0176	0.0200	-11.8	20.0
n-Butanol	Ave	0.0112	0.0122		0.546	0.500	9.3	20.0
Methyl methacrylate	Ave	0.3153	0.3234		0.0410	0.0400	2.5	20.0
2-Nitropropane	Ave	0.0668	0.0733		0.0439	0.0400	9.7	20.0
1-Chlorohexane	Ave	0.5544	0.4784		0.0173	0.0200	-13.7	20.0
Cyclohexanone	Ave	0.0411	0.0417		0.203	0.200	1.4	20.0
1,2,3-Trimethylbenzene	Ave	4.154	3.821		0.0184	0.0200	-8.0	20.0
1,3,5-Trichlorobenzene	Ave	1.539	1.354		0.0176	0.0200	-12.0	20.0
2-Methylnaphthalene	Ave	2.258	1.828		0.0324	0.0400	-19.1	20.0

COVER PAGE
METALS

Lab Name: TestAmerica Canton Job Number: 240-66021-1

SDG No.:

Project: MSA Surface Water

Client Sample ID	Lab Sample ID
MSA-SW37A-061416	240-66021-1
MSA-SW37B-061416	240-66021-2
MSA-SW37C-061416	240-66021-3
MSA-SW37D-061416	240-66021-4
MSA-SW38A-061416	240-66021-5
MSA-SW38B-061416	240-66021-6
MSA-SW38C-061416	240-66021-7
MSA-SW38D-061416	240-66021-8
MSA-SW39A-061416	240-66021-9
MSA-SW39B-061416	240-66021-10
MSA-SW39C-061416	240-66021-11
MSA-SW39D-061416	240-66021-12
MSA-SW40A-061416	240-66021-13
MSA-SW40B-061416	240-66021-14
MSA-SW40C-061416	240-66021-15
MSA-SW40D-061416	240-66021-16
MSA-SW41A-061416	240-66021-17
MSA-SW41B-061416	240-66021-18
MSA-SW41C-061416	240-66021-19
MSA-SW41D-061416	240-66021-20
MSA-SW42A-061416	240-66021-21
MSA-SW42B-061416	240-66021-22
MSA-SW42C-061416	240-66021-23
MSA-SW42D-061416	240-66021-24
MSA-SW43A-061416	240-66021-25
MSA-SW43B-061416	240-66021-26
MSA-SW43C-061416	240-66021-27
MSA-SW43D-061416	240-66021-28
MSA-SW44A-061416	240-66021-29
MSA-SW44B-061416	240-66021-30
MSA-SW44C-061416	240-66021-31
MSA-SW44D-061416	240-66021-32
MSA-SW45A-061416	240-66021-33
MSA-SW45B-061416	240-66021-34
MSA-SW45C-061416	240-66021-35
MSA-SW45D-061416	240-66021-36

Comments:

9-IN
DETECTION LIMITS
METALS - DISSOLVED

Lab Name: TestAmerica Canton Job Number: 240-66021-1

SDG Number:

Matrix: Water Instrument ID: I10

Method: 6020 MDL Date: 09/15/2014 17:02

Prep Method: 3005A

Analyte	Wavelength/ Mass	RL (ug/L)	MDL (ug/L)
Antimony	121.00	2	0.16
Arsenic	75.00	5	0.49
Barium	137.00	5	1.1
Beryllium	9.00	1	0.053
Cadmium	111.00	1	0.061
Chromium	52.00	2	0.6
Cobalt	59.00	1	0.021
Copper	65.00	2	0.75
Lead	208.00	1	0.11
Molybdenum	95.00	10	0.23
Nickel	60.00	2	0.23
Selenium	78.00	5	0.25
Silver	107.00	1	0.02
Thallium	205.00	1	0.074
Tungsten	182.00	10	0.5
Vanadium	51.00	5	0.23
Zinc	66.00	20	7.3

9-IN
CALIBRATION BLANK DETECTION LIMITS
METALS - DISSOLVED

Lab Name: TestAmerica Canton Job Number: 240-66021-1

SDG Number:

Matrix: Water Instrument ID: I10

Method: 6020 XMDL Date: 09/15/2014 17:03

Analyte	Wavelength/ Mass	XRL (ug/L)	XMDL (ug/L)
Antimony	121.00	2	0.16
Arsenic	75.00	5	0.49
Barium	137.00	5	1.1
Beryllium	9.00	1	0.053
Cadmium	111.00	1	0.061
Chromium	52.00	2	0.6
Cobalt	59.00	1	0.021
Copper	65.00	2	0.75
Lead	208.00	1	0.11
Molybdenum	95.00	10	0.23
Nickel	60.00	2	0.23
Selenium	78.00	5	0.25
Silver	107.00	1	0.02
Thallium	205.00	1	0.074
Tungsten	182.00	10	0.5
Vanadium	51.00	5	0.23
Zinc	66.00	20	7.3

9-IN
DETECTION LIMITS
METALS - DISSOLVED

Lab Name: TestAmerica Canton Job Number: 240-66021-1

SDG Number:

Matrix: Water Instrument ID: H1

Method: 7470A MDL Date: 12/03/2014 00:00

Prep Method: 7470A

Analyte	Wavelength/ Mass	RL (ug/L)	MDL (ug/L)
Mercury	253.7	0.2	0.09

9-IN
CALIBRATION BLANK DETECTION LIMITS
METALS - DISSOLVED

Lab Name: TestAmerica Canton Job Number: 240-66021-1

SDG Number:

Matrix: Water Instrument ID: H1

Method: 7470A XMDL Date: 09/17/2014 14:07

Analyte	Wavelength/ Mass	XRL (ug/L)	XMDL (ug/L)
Mercury	253.7	0.2	0.09

9-IN
DETECTION LIMITS
METALS - DISSOLVED

Lab Name: TestAmerica Canton Job Number: 240-66021-1

SDG Number:

Matrix: Water Instrument ID: NOEQUIP

Method: SM 2340B RL Date: 04/14/2011 14:06

Analyte	Wavelength/ Mass	RL (mg/L)	
Calcium hardness as calcium carbonate		12	
Hardness as calcium carbonate		33	
Magnesium hardness as calcium carbonate		21	

9-IN
CALIBRATION BLANK DETECTION LIMITS
METALS - DISSOLVED

Lab Name: TestAmerica Canton Job Number: 240-66021-1

SDG Number:

Matrix: Water Instrument ID: NOEQUIP

Method: SM 2340B XMDL Date: 04/14/2011 14:07

Analyte	Wavelength/ Mass	XRL (ug/L)	XMDL (ug/L)
Calcium hardness as calcium carbonate		12000	325
Hardness as calcium carbonate		33000	465
Magnesium hardness as calcium carbonate		21000	140

11-IN
LINEAR RANGES
METALS

Lab Name: TestAmerica Canton Job No: 240-66021-1

SDG No.:

Instrument ID: I10 Date: 04/12/2016 14:53

Analyte	Integ. Time (Sec.)	Concentration (ppb)	Method
Antimony		200	6020
Arsenic		10000	6020
Barium		10000	6020
Beryllium		2000	6020
Cadmium		4000	6020
Chromium		10000	6020
Cobalt		5000	6020
Copper		10000	6020
Lead		4000	6020
Molybdenum		2000	6020
Nickel		10000	6020
Selenium		10000	6020
Silver		300	6020
Thallium		2000	6020
Vanadium		10000	6020
Zinc		10000	6020
Tungsten		2500	6020

11-IN
LINEAR RANGES
METALS

Lab Name: TestAmerica Canton Job No: 240-66021-1

SDG No.:

Instrument ID: H1 Date: 12/10/2013 15:54

Analyte	Integ. Time (Sec.)	Concentration (ppb)	Method
Mercury		10	7470A

13-IN
ANALYSIS RUN LOG
METALS

Lab Name: TestAmerica Canton Job No.: 240-66021-1

SDG No.:

Instrument ID: I10 Method: 6020

Start Date: 06/17/2016 10:44 End Date: 06/18/2016 01:12

Lab Sample ID	D/F	Type	Time	Analytes																			
				Ag	As	Ba	Be	Ca	Cd	Co	Cr	Cu	Mg	Mo	Ni	Pb	Sb	Se	Tl	V	W	Zn	
ZZZZZZ			10:44																				
ICIS 240-235130/2	1		10:48	X	X	X	X	X	X	X	X	X	X	X	X	X	X	X	X	X	X	X	
STD1 240-235130/3 IC	1		10:53	X	X	X	X	X	X	X	X	X	X	X	X	X	X	X	X	X	X	X	
STD2 240-235130/4 IC	1		10:57	X	X	X	X	X	X	X	X	X	X	X	X	X	X	X	X	X	X	X	
STD3 240-235130/5 IC	1		11:01	X	X	X	X	X	X	X	X	X	X	X	X	X	X	X	X	X	X	X	
STD4 240-235130/6 IC	1		11:05	X	X	X	X	X	X	X	X	X	X	X	X	X	X	X	X	X	X	X	
ICV 240-235130/7	1		11:09	X	X	X	X	X	X	X	X	X	X	X	X	X	X	X	X	X	X	X	
ICB 240-235130/8	1		11:13	X	X	X	X		X	X	X	X		X	X	X	X	X	X	X	X	X	
CRI 240-235130/9	1		11:17	X	X	X	X	X	X	X	X	X	X	X	X	X	X	X	X	X	X	X	
ICSA 240-235130/10	1		11:21	X	X	X	X	X	X	X	X	X	X	X	X	X	X	X	X	X	X	X	
ICSAB 240-235130/11	1		11:25	X	X	X	X	X	X	X	X	X	X	X	X	X	X	X	X	X	X	X	
CCV 240-235130/12			11:29																				
CCB 240-235130/13			11:33																				
CCV 240-235130/14			11:43																				
CCB 240-235130/15			11:47																				
ZZZZZZ			11:52																				
ZZZZZZ			11:56																				
ZZZZZZ			12:00																				
ZZZZZZ			12:04																				
ZZZZZZ			12:08																				
ZZZZZZ			12:12																				
ZZZZZZ			12:16																				
ZZZZZZ			12:19																				
ZZZZZZ			12:24																				
ZZZZZZ			12:28																				
CCV 240-235130/26			12:32																				
CCB 240-235130/27			12:36																				
ZZZZZZ			12:40																				
ZZZZZZ			12:44																				
ZZZZZZ			12:48																				
CCV 240-235130/31			12:52																				
CCB 240-235130/32			12:56																				
CRI 240-235130/33			13:01																				
ZZZZZZ			13:05																				
ZZZZZZ			13:09																				
ZZZZZZ			13:13																				
ZZZZZZ			13:17																				
ZZZZZZ			13:21																				
ZZZZZZ			13:25																				
ZZZZZZ			13:29																				
ZZZZZZ			13:32																				
CCV 240-235130/42			13:37																				

13-IN
ANALYSIS RUN LOG
METALS

Lab Name: TestAmerica Canton Job No.: 240-66021-1

SDG No.:

Instrument ID: I10 Method: 6020

Start Date: 06/17/2016 10:44 End Date: 06/18/2016 01:12

Lab Sample ID	D/F	Type	Time	Analytes																				
				Ag	As	Ba	Be	Ca	Cd	Co	Cr	Cu	Mg	Mo	Ni	Pb	Sb	Se	Tl	V	W	Zn		
CCB 240-235130/43			13:41																					
CRI 240-235130/44			13:45																					
ZZZZZZ			13:49																					
ZZZZZZ			13:53																					
ZZZZZZ			13:57																					
ZZZZZZ			14:01																					
ZZZZZZ			14:05																					
ZZZZZZ			14:09																					
ZZZZZZ			14:13																					
ZZZZZZ			14:17																					
ZZZZZZ			14:21																					
CCV 240-235130/54			14:26																					
CCB 240-235130/55			14:30																					
ZZZZZZ			14:34																					
ZZZZZZ			14:38																					
ZZZZZZ			14:42																					
ZZZZZZ			14:46																					
ZZZZZZ			14:50																					
ZZZZZZ			14:54																					
ZZZZZZ			14:58																					
ZZZZZZ			15:02																					
ZZZZZZ			15:06																					
ZZZZZZ			15:11																					
CCV 240-235130/66			15:15																					
CCB 240-235130/67			15:19																					
ZZZZZZ			15:23																					
ZZZZZZ			15:27																					
ZZZZZZ			15:31																					
ZZZZZZ			15:35																					
ZZZZZZ			15:39																					
ZZZZZZ			15:43																					
ZZZZZZ			15:47																					
ZZZZZZ			15:51																					
CCV 240-235130/76			15:55																					
CCB 240-235130/77			15:59																					
CRI 240-235130/78			16:04																					
ZZZZZZ			16:08																					
ZZZZZZ			16:12																					
ZZZZZZ			16:16																					
ZZZZZZ			16:20																					
ZZZZZZ			16:24																					
ZZZZZZ			16:28																					

13-IN
ANALYSIS RUN LOG
METALS

Lab Name: TestAmerica Canton Job No.: 240-66021-1

SDG No.:

Instrument ID: I10 Method: 6020

Start Date: 06/17/2016 10:44 End Date: 06/18/2016 01:12

Lab Sample ID	D / F	Type	Time	Analytes																		
				Ag	As	Ba	Be	Ca	Cd	Co	Cr	Cu	Mg	Mo	Ni	Pb	Sb	Se	Tl	V	W	Zn
ZZZZZZ			16:32																			
ZZZZZZ			16:36																			
ZZZZZZ			16:40																			
CCV 240-235130/88			16:44																			
CCB 240-235130/89			16:48																			
ZZZZZZ			16:52																			
ZZZZZZ			16:56																			
ZZZZZZ			17:00																			
ZZZZZZ			17:05																			
ZZZZZZ			17:09																			
ZZZZZZ			17:13																			
ZZZZZZ			17:17																			
ZZZZZZ			17:21																			
ZZZZZZ			17:25																			
ZZZZZZ			17:29																			
CCV 240-235130/100	1		17:33	X	X	X	X	X	X	X	X	X	X	X	X	X	X	X	X	X	X	X
CCB 240-235130/101	1		17:37	X	X	X	X		X	X	X	X		X	X	X	X	X	X	X	X	X
ZZZZZZ			17:41																			
ZZZZZZ			17:45																			
MB 240-234768/1-A	1	R	17:49	X	X	X	X		X	X	X	X		X	X	X	X	X	X	X	X	X
LCS 240-234768/2-A	1	R	17:54	X	X	X	X	X	X	X	X	X	X	X	X	X	X	X	X	X	X	X
ZZZZZZ			17:57																			
ZZZZZZ			18:02																			
ZZZZZZ			18:06																			
ZZZZZZ			18:09																			
ZZZZZZ			18:13																			
240-66021-22	1	D	18:17	X	X	X	X		X	X	X	X		X	X	X	X	X	X	X	X	X
CCV 240-235130/112	1		18:21	X	X	X	X	X	X	X	X	X	X	X	X	X	X	X	X	X	X	X
CCB 240-235130/113	1		18:25	X	X	X	X		X	X	X	X		X	X	X	X	X	X	X	X	X
240-66021-23	1	D	18:30	X	X	X	X		X	X	X	X		X	X	X	X	X	X	X	X	X
240-66021-24	1	D	18:34	X	X	X	X		X	X	X	X		X	X	X	X	X	X	X	X	X
240-66021-25	1	D	18:38	X	X	X	X		X	X	X	X		X	X	X	X	X	X	X	X	X
240-66021-26	1	D	18:42	X	X	X	X		X	X	X	X		X	X	X	X	X	X	X	X	X
240-66021-27	1	D	18:46	X	X	X	X		X	X	X	X		X	X	X	X	X	X	X	X	X
240-66021-28	1	D	18:50	X	X	X	X		X	X	X	X		X	X	X	X	X	X	X	X	X
240-66021-29	1	D	18:54	X	X	X	X		X	X	X	X		X	X	X	X	X	X	X	X	X
240-66021-30	1	D	18:58	X	X	X	X		X	X	X	X		X	X	X	X	X	X	X	X	X
240-66021-31	1	D	19:02	X	X	X	X		X	X	X	X		X	X	X	X	X	X	X	X	X
240-66021-32	1	D	19:07	X	X	X	X		X	X	X	X		X	X	X	X	X	X	X	X	X
CCV 240-235130/124	1		19:11	X	X	X	X	X	X	X	X	X	X	X	X	X	X	X	X	X	X	X
CCB 240-235130/125	1		19:15	X	X	X	X		X	X	X	X		X	X	X	X	X	X	X	X	X
240-66021-33	1	D	19:19	X	X	X	X		X	X	X	X		X	X	X	X	X	X	X	X	X

13-IN
ANALYSIS RUN LOG
METALS

Lab Name: TestAmerica Canton Job No.: 240-66021-1

SDG No.:

Instrument ID: I10 Method: 6020

Start Date: 06/17/2016 10:44 End Date: 06/18/2016 01:12

Lab Sample ID	D/F	Type	Time	Analytes																		
				Ag	As	Ba	Be	Ca	Cd	Co	Cr	Cu	Mg	Mo	Ni	Pb	Sb	Se	Tl	V	W	Zn
240-66021-34	1	D	19:23	X	X	X	X		X	X	X	X		X	X	X	X	X	X	X	X	X
240-66021-35	1	D	19:27	X	X	X	X		X	X	X	X		X	X	X	X	X	X	X	X	X
240-66021-36	1	D	19:31	X	X	X	X		X	X	X	X		X	X	X	X	X	X	X	X	X
ZZZZZZ			19:35																			
ZZZZZZ			19:39																			
MB 240-234759/1-A	1	R	19:43	X	X	X	X		X	X	X	X		X	X	X	X	X	X	X	X	X
LCS 240-234759/2-A	1	R	19:48	X	X	X	X	X	X	X	X	X	X	X	X	X	X	X	X	X	X	X
240-66021-1	1	D	19:51	X	X	X	X		X	X	X	X		X	X	X	X	X	X	X	X	X
240-66021-1 SD	5	D	19:56	X	X	X	X		X	X	X	X		X	X	X	X	X	X	X	X	X
CCV 240-235130/136	1		20:00	X	X	X	X	X	X	X	X	X	X	X	X	X	X	X	X	X	X	X
CCB 240-235130/137	1		20:04	X	X	X	X		X	X	X	X		X	X	X	X	X	X	X	X	X
ZZZZZZ			20:08																			
240-66021-1 MS	1	D	20:12	X	X	X	X	X	X	X	X	X	X	X	X	X	X	X	X	X	X	X
240-66021-1 MSD	1	D	20:16	X	X	X	X	X	X	X	X	X	X	X	X	X	X	X	X	X	X	X
240-66021-2	1	D	20:19	X	X	X	X		X	X	X	X		X	X	X	X	X	X	X	X	X
240-66021-3	1	D	20:24	X	X	X	X		X	X	X	X		X	X	X	X	X	X	X	X	X
240-66021-4	1	D	20:28	X	X	X	X		X	X	X	X		X	X	X	X	X	X	X	X	X
240-66021-5	1	D	20:32	X	X	X	X		X	X	X	X		X	X	X	X	X	X	X	X	X
240-66021-6	1	D	20:36	X	X	X	X		X	X	X	X		X	X	X	X	X	X	X	X	X
240-66021-7	1	D	20:40	X	X	X	X		X	X	X	X		X	X	X	X	X	X	X	X	X
240-66021-8	1	D	20:44	X	X	X	X		X	X	X	X		X	X	X	X	X	X	X	X	X
CCV 240-235130/148	1		20:48	X	X	X	X	X	X	X	X	X	X	X	X	X	X	X	X	X	X	X
CCB 240-235130/149	1		20:52	X	X	X	X		X	X	X	X		X	X	X	X	X	X	X	X	X
240-66021-9	1	D	20:56	X	X	X	X		X	X	X	X		X	X	X	X	X	X	X	X	X
240-66021-10	1	D	21:00	X	X	X	X		X	X	X	X		X	X	X	X	X	X	X	X	X
240-66021-11	1	D	21:04	X	X	X	X		X	X	X	X		X	X	X	X	X	X	X	X	X
240-66021-12	1	D	21:09	X	X	X	X		X	X	X	X		X	X	X	X	X	X	X	X	X
240-66021-13	1	D	21:13	X	X	X	X		X	X	X	X		X	X	X	X	X	X	X	X	X
240-66021-14	1	D	21:17	X	X	X	X		X	X	X	X		X	X	X	X	X	X	X	X	X
240-66021-15	1	D	21:21	X	X	X	X		X	X	X	X		X	X	X	X	X	X	X	X	X
240-66021-16	1	D	21:25	X	X	X	X		X	X	X	X		X	X	X	X	X	X	X	X	X
240-66021-17	1	D	21:29	X	X	X	X		X	X	X	X		X	X	X	X	X	X	X	X	X
240-66021-18	1	D	21:33	X	X	X	X		X	X	X	X		X	X	X	X	X	X	X	X	X
CCV 240-235130/160	1		21:37	X	X	X	X	X	X	X	X	X	X	X	X	X	X	X	X	X	X	X
CCB 240-235130/161	1		21:41	X	X	X	X		X	X	X	X		X	X	X	X	X	X	X	X	X
240-66021-19	1	D	21:45	X	X	X	X		X	X	X	X		X	X	X	X	X	X	X	X	X
240-66021-20	1	D	21:49	X	X	X	X		X	X	X	X		X	X	X	X	X	X	X	X	X
ICSA 240-235130/164			21:54																			
ICSAB 240-235130/165			21:58																			
CCV 240-235130/166	1		22:02	X	X	X	X	X	X	X	X	X	X	X	X	X	X	X	X	X	X	X
CCB 240-235130/167	1		22:06	X	X	X	X		X	X	X	X		X	X	X	X	X	X	X	X	X
ZZZZZZ			22:10																			

13-IN
ANALYSIS RUN LOG
METALS

Lab Name: TestAmerica Canton Job No.: 240-66021-1

SDG No.:

Instrument ID: I10 Method: 6020

Start Date: 06/17/2016 10:44 End Date: 06/18/2016 01:12

Lab Sample ID	D / F	Type	Time	Analytes																				
				Ag	As	Ba	Be	Ca	Cd	Co	Cr	Cu	Mg	Mo	Ni	Pb	Sb	Se	Tl	V	W	Zn		
ZZZZZZ			22:14																					
ZZZZZZ			22:18																					
ZZZZZZ			22:22																					
ZZZZZZ			22:26																					
ZZZZZZ			22:30																					
ZZZZZZ			22:34																					
ZZZZZZ			22:38																					
ZZZZZZ			22:42																					
ZZZZZZ			22:46																					
CCV 240-235130/178			22:50																					
CCB 240-235130/179			22:54																					
ZZZZZZ			22:58																					
ZZZZZZ			23:02																					
ZZZZZZ			23:06																					
ZZZZZZ			23:10																					
ZZZZZZ			23:15																					
ZZZZZZ			23:19																					
ZZZZZZ			23:23																					
ZZZZZZ			23:27																					
ZZZZZZ			23:31																					
ZZZZZZ			23:35																					
CCV 240-235130/190			23:39																					
CCB 240-235130/191			23:43																					
ZZZZZZ			23:47																					
ZZZZZZ			23:51																					
ZZZZZZ			23:55																					
ZZZZZZ			23:59																					
ZZZZZZ			00:03																					
ZZZZZZ			00:07																					
ZZZZZZ			00:11																					
ZZZZZZ			00:15																					
ZZZZZZ			00:19																					
ZZZZZZ			00:23																					
CCV 240-235130/202			00:27																					
CCB 240-235130/203			00:31																					
ZZZZZZ			00:35																					
ZZZZZZ			00:40																					
ZZZZZZ			00:44																					
ZZZZZZ			00:48																					
ZZZZZZ			00:52																					
ZZZZZZ			00:56																					
ZZZZZZ			01:00																					

13-IN
ANALYSIS RUN LOG
METALS

Lab Name: TestAmerica Canton Job No.: 240-66021-1

SDG No.:

Instrument ID: I10 Method: 6020

Start Date: 06/17/2016 10:44 End Date: 06/18/2016 01:12

Lab Sample ID	D / F	Type	Time	Analytes																				
				Ag	As	Ba	Be	Ca	Cd	Co	Cr	Cu	Mg	Mo	Ni	Pb	Sb	Se	Tl	V	W	Zn		
ZZZZZZ			01:04																					
CCV 240-235130/212			01:08																					
CCB 240-235130/213			01:12																					

Prep Types

D = Dissolved

R = Total Recoverable

15-IN
ICP-MS INTERNAL STANDARDS RELATIVE INTENSITY SUMMARY
METALS

Lab Name: TestAmerica Canton Job No.: 240-66021-1

SDG No.:

ICP-MS Instrument ID: I10 Start Date: 06/17/2016 End Date: 06/17/2016

Lab Sample ID	Time	Internal Standards %RI For:									
		Element Li-6	Q	Element Sc	Q	Element Sc/1	Q	Element Sc/2	Q	Element Rh	Q
ICIS 240-235130/2	10:48	100		100		100		100		100	
STD1 240-235130/3 I	10:53	97		101		101		98		98	
STD2 240-235130/4 I	10:57	94		99		99		98		94	
STD3 240-235130/5 I	11:01	96		99		99		96		92	
STD4 240-235130/6 I	11:05	94		100		100		96		97	
ICV 240-235130/7	11:09	96		96		96		97		91	
ICB 240-235130/8	11:13	94		99		99		96		96	
CRI 240-235130/9	11:17	96		98		98		97		96	
ICSA 240-235130/10	11:21	100		96		96		96		89	
ICSAB 240-235130/11	11:25	98		97		97		99		89	
CCV 240-235130/100	17:33	119		109		109		112		103	
CCB 240-235130/101	17:37			109		109		113		109	
MB 240-234768/1-A	17:49	120		113		113		114		111	
LCS 240-234768/2-A	17:54	119		107		107		110		102	
240-66021-21	17:57	116		111		111				97	
240-66021-21 SD	18:02	101						102		110	
240-66021-21 MS	18:09	103		109		109		106		93	
240-66021-21 MSD	18:13	99		107		107		103		91	
240-66021-22	18:17	95		105		105		102		89	
CCV 240-235130/112	18:21	110		104		104		102		97	
CCB 240-235130/113	18:25	113		102		102		105		98	
240-66021-23	18:30	90		97		97		96		84	
240-66021-24	18:34	97		96		96		103		81	
240-66021-25	18:38	91		102		102		98		84	
240-66021-26	18:42	88		101		101		94		83	
240-66021-27	18:46	89		94		94		94		78	
240-66021-28	18:50	91		97		97		97		81	
240-66021-29	18:54	90		99		99		96		81	
240-66021-30	18:58	93		97		97		99		79	
240-66021-31	19:02	90		101		101		97		83	
240-66021-32	19:07	94		105		105		102		85	
CCV 240-235130/124	19:11	98		98		98		95		89	
CCB 240-235130/125	19:15	104		100		100		101		96	
240-66021-33	19:19	84		98		98		93		82	
240-66021-34	19:23	84		96		96		92		79	
240-66021-35	19:27	83		95		95		90		78	
240-66021-36	19:31	86		98		98		94		80	
MB 240-234759/1-A	19:43	96		100		100		96		93	
LCS 240-234759/2-A	19:48	99		96		96		95		90	
240-66021-1	19:51	88		98		98		95		83	
240-66021-1 SD	19:56	93		99		99		98		88	
CCV 240-235130/136	20:00	99		98		98		99		90	

FORM XV - IN

15-IN
ICP-MS INTERNAL STANDARDS RELATIVE INTENSITY SUMMARY
METALS

Lab Name: TestAmerica Canton Job No.: 240-66021-1

SDG No.:

ICP-MS Instrument ID: I10 Start Date: 06/17/2016 End Date: 06/17/2016

Lab Sample ID	Time	Internal Standards %RI For:									
		Element Li-6	Q	Element Sc	Q	Element Sc/1	Q	Element Sc/2	Q	Element Rh	Q
CCB 240-235130/137	20:04	99		99		99		95		95	
240-66021-1 MS	20:12	89		98		98		96		83	
240-66021-1 MSD	20:16	89		99		99		98		85	
240-66021-2	20:19	90		101		101		98		85	
240-66021-3	20:24	90		104		104		98		87	
240-66021-4	20:28	89		102		102		97		85	
240-66021-5	20:32	87		104		104		97		86	
240-66021-6	20:36	82		100		100		90		82	
240-66021-7	20:40	85		96		96		96		79	
240-66021-8	20:44	86		97		97		92		80	
CCV 240-235130/148	20:48	89		98		98		87		90	
CCB 240-235130/149	20:52	92		91		91		90		88	
240-66021-9	20:56	78		86		86		88		72	
240-66021-10	21:00	75		87		87		81		72	
240-66021-11	21:04	73		87		87		81		72	
240-66021-12	21:09	83		88		88		91		72	
240-66021-13	21:13	79		86		86		83		70	
240-66021-14	21:17	83		88		88		85		72	
240-66021-15	21:21	83		87		87		87		71	
240-66021-16	21:25	86		95		95		92		78	
240-66021-17	21:29	82		93		93		85		76	
240-66021-18	21:33	81		91		91		88		75	
CCV 240-235130/160	21:37	88		90		90		86		82	
CCB 240-235130/161	21:41	91		90		90		88		84	
240-66021-19	21:45	78		90		90		84		76	
240-66021-20	21:49	80		90		90		89		76	
CCV 240-235130/166	22:02	90		83		83		84		77	
CCB 240-235130/167	22:06	93		86		86		86		81	

15-IN
ICP-MS INTERNAL STANDARDS RELATIVE INTENSITY SUMMARY
METALS

Lab Name: TestAmerica Canton Job No.: 240-66021-1

SDG No.:

ICP-MS Instrument ID: I10 Start Date: 06/17/2016 End Date: 06/17/2016

Lab Sample ID	Time	Internal Standards %RI For:									
		Element In	Q	Element Tb	Q	Element Ho	Q	Element Bi	Q	Element	Q
ICIS 240-235130/2	10:48	100		100		100		100			
STD1 240-235130/3 I	10:53	98		99		99		99			
STD2 240-235130/4 I	10:57	97		98		98		95			
STD3 240-235130/5 I	11:01	96		98		98		94			
STD4 240-235130/6 I	11:05	98		97		98		99			
ICV 240-235130/7	11:09	95		95		95		93			
ICB 240-235130/8	11:13	99		97		97		98			
CRI 240-235130/9	11:17	98		97		97		99			
ICSA 240-235130/10	11:21	92		95		96		92			
ICSAB 240-235130/11	11:25	93		96		96		93			
CCV 240-235130/100	17:33	106		105		106		105			
CCB 240-235130/101	17:37	108		107		108		109			
MB 240-234768/1-A	17:49	113		110		110		114			
LCS 240-234768/2-A	17:54	104		106		107		107			
240-66021-21	17:57	106		104		105		96			
240-66021-21 SD	18:02	115		115		114		108			
240-66021-21 MS	18:09	99		99		101		92			
240-66021-21 MSD	18:13	98		99		100		91			
240-66021-22	18:17	98		94		95		88			
CCV 240-235130/112	18:21	102		100		101		100			
CCB 240-235130/113	18:25	103		100		102		104			
240-66021-23	18:30	92		90		90		84			
240-66021-24	18:34	89		87		87		79			
240-66021-25	18:38	93		89		90		83			
240-66021-26	18:42	92		88		88		81			
240-66021-27	18:46	85		82		83		76			
240-66021-28	18:50	89		85		86		79			
240-66021-29	18:54	90		86		86		80			
240-66021-30	18:58	88		83		84		77			
240-66021-31	19:02	91		86		86		78			
240-66021-32	19:07	95		89		89		80			
CCV 240-235130/124	19:11	94		91		91		89			
CCB 240-235130/125	19:15	100		95		96		97			
240-66021-33	19:19	90		87		87		80			
240-66021-34	19:23	88		83		84		76			
240-66021-35	19:27	87		82		83		76			
240-66021-36	19:31	89		84		85		78			
MB 240-234759/1-A	19:43	97		93		93		98			
LCS 240-234759/2-A	19:48	93		92		93		94			
240-66021-1	19:51	92		88		89		84			
240-66021-1 SD	19:56	96		91		92		90			
CCV 240-235130/136	20:00	94		92		93		94			

FORM XV - IN

15-IN
ICP-MS INTERNAL STANDARDS RELATIVE INTENSITY SUMMARY
METALS

Lab Name: TestAmerica Canton Job No.: 240-66021-1

SDG No.:

ICP-MS Instrument ID: I10 Start Date: 06/17/2016 End Date: 06/17/2016

Lab Sample ID	Time	Internal Standards %RI For:									
		Element In	Q	Element Tb	Q	Element Ho	Q	Element Bi	Q	Element	Q
CCB 240-235130/137	20:04	99		95		96		99			
240-66021-1 MS	20:12	90		90		91		85			
240-66021-1 MSD	20:16	91		91		92		86			
240-66021-2	20:19	94		91		92		86			
240-66021-3	20:24	96		91		93		88			
240-66021-4	20:28	94		89		91		84			
240-66021-5	20:32	95		90		92		86			
240-66021-6	20:36	91		86		88		82			
240-66021-7	20:40	88		84		84		79			
240-66021-8	20:44	88		84		86		79			
CCV 240-235130/148	20:48	96		92		94		94			
CCB 240-235130/149	20:52	91		88		89		93			
240-66021-9	20:56	79		77		78		74			
240-66021-10	21:00	79		75		77		72			
240-66021-11	21:04	80		75		76		72			
240-66021-12	21:09	80		76		77		73			
240-66021-13	21:13	78		74		76		70			
240-66021-14	21:17	79		75		76		70			
240-66021-15	21:21	78		75		75		69			
240-66021-16	21:25	86		81		81		76			
240-66021-17	21:29	85		80		81		74			
240-66021-18	21:33	82		79		80		74			
CCV 240-235130/160	21:37	88		83		84		85			
CCB 240-235130/161	21:41	89		84		86		90			
240-66021-19	21:45	84		80		82		78			
240-66021-20	21:49	83		79		81		76			
CCV 240-235130/166	22:02	83		80		82		84			
CCB 240-235130/167	22:06	86		82		84		87			

2A-IN
CALIBRATION VERIFICATIONS
METALS

Lab Name: TestAmerica Canton Job No.: 240-66021-1

SDG No.:

ICV Source: MTMSICVW_00068 Concentration Units: ug/L

CCV Source: MTMSCAL2CCVW_00168

Analyte	ICV 240-235130/7 06/17/2016 11:09				CCV 240-235130/100 06/17/2016 17:33				CCV 240-235130/112 06/17/2016 18:21			
	Found	C	True	%R	Found	C	True	%R	Found	C	True	%R
Antimony	40.8		40.0	102	51.1		50.0	102	50.9		50.0	102
Arsenic	41.4		40.0	104	51.3		50.0	103	51.4		50.0	103
Barium	40.4		40.0	101	50.3		50.0	101	50.9		50.0	102
Beryllium	40.4		40.0	101	51.3		50.0	103	52.3		50.0	105
Cadmium	40.7		40.0	102	50.1		50.0	100	49.5		50.0	99
Calcium	20500		20000	103	24900		25000	100	25200		25000	101
Chromium	41.0		40.0	103	49.5		50.0	99	49.3		50.0	99
Cobalt	41.1		40.0	103	49.7		50.0	99	49.0		50.0	98
Copper	42.3		40.0	106	50.2		50.0	100	50.1		50.0	100
Lead	41.4		40.0	103	50.8		50.0	102	51.1		50.0	102
Magnesium	20900		20000	105	24800		25000	99	24800		25000	99
Molybdenum	42.1		40.0	105	50.8		50.0	102	51.3		50.0	103
Nickel	41.9		40.0	105	49.6		50.0	99	48.5		50.0	97
Selenium	42.5		40.0	106	49.9		50.0	100	50.7		50.0	101
Silver	41.4		40.0	103	49.6		50.0	99	49.9		50.0	100
Thallium	41.2		40.0	103	50.7		50.0	101	50.8		50.0	102
Tungsten	41.1		40.0	103	50.9		50.0	102	50.3		50.0	101
Vanadium	41.8		40.0	104	49.5		50.0	99	48.9		50.0	98
Zinc	41.8		40.0	104	50.2		50.0	100	50.5		50.0	101

Note! Calculations are performed before rounding to avoid round-off errors in calculated results.
Italicized analytes were not requested for this sequence.

2A-IN
CALIBRATION VERIFICATIONS
METALS

Lab Name: TestAmerica Canton Job No.: 240-66021-1

SDG No.:

ICV Source: MTMSICVW_00068 Concentration Units: ug/L

CCV Source: MTMSCAL2CCVW_00168

Analyte	CCV 240-235130/124 06/17/2016 19:11				CCV 240-235130/136 06/17/2016 20:00				CCV 240-235130/148 06/17/2016 20:48			
	Found	C	True	%R	Found	C	True	%R	Found	C	True	%R
Antimony	51.4		50.0	103	51.5		50.0	103	50.3		50.0	101
Arsenic	52.6		50.0	105	51.9		50.0	104	50.7		50.0	101
Barium	50.7		50.0	101	51.1		50.0	102	49.5		50.0	99
Beryllium	49.9		50.0	100	49.1		50.0	98	48.0		50.0	96
Cadmium	49.7		50.0	99	49.6		50.0	99	47.9		50.0	96
Calcium	25200		25000	101	24800		25000	99	25000		25000	100
Chromium	48.8		50.0	98	48.8		50.0	98	48.4		50.0	97
Cobalt	48.7		50.0	97	48.5		50.0	97	48.4		50.0	97
Copper	49.4		50.0	99	48.6		50.0	97	48.5		50.0	97
Lead	50.4		50.0	101	51.0		50.0	102	50.6		50.0	101
Magnesium	24400		25000	98	24000		25000	96	23800		25000	95
Molybdenum	51.9		50.0	104	51.2		50.0	102	50.9		50.0	102
Nickel	48.5		50.0	97	48.5		50.0	97	47.8		50.0	96
Selenium	50.9		50.0	102	50.3		50.0	101	50.4		50.0	101
Silver	50.0		50.0	100	49.8		50.0	100	49.4		50.0	99
Thallium	49.8		50.0	100	50.8		50.0	102	50.2		50.0	100
Tungsten	49.2		50.0	98	50.1		50.0	100	49.8		50.0	100
Vanadium	48.9		50.0	98	48.7		50.0	97	48.9		50.0	98
Zinc	49.7		50.0	99	49.7		50.0	99	49.0		50.0	98

Note! Calculations are performed before rounding to avoid round-off errors in calculated results.
Italicized analytes were not requested for this sequence.

2A-IN
CALIBRATION VERIFICATIONS
METALS

Lab Name: TestAmerica Canton Job No.: 240-66021-1

SDG No.:

ICV Source: MTMSICVW_00068 Concentration Units: ug/L

CCV Source: MTMSCAL2CCVW_00168

Analyte	CCV 240-235130/160 06/17/2016 21:37				CCV 240-235130/166 06/17/2016 22:02							
	Found	C	True	%R	Found	C	True	%R	Found	C	True	%R
Antimony	50.6		50.0	101	51.2		50.0	102				
Arsenic	51.0		50.0	102	50.3		50.0	101				
Barium	50.8		50.0	102	50.7		50.0	101				
Beryllium	48.1		50.0	96	48.6		50.0	97				
Cadmium	48.2		50.0	96	48.2		50.0	96				
Calcium	24900		25000	100	25100		25000	100				
Chromium	48.1		50.0	96	48.5		50.0	97				
Cobalt	48.0		50.0	96	49.0		50.0	98				
Copper	48.2		50.0	96	48.9		50.0	98				
Lead	51.4		50.0	103	51.9		50.0	104				
Magnesium	23900		25000	95	24200		25000	97				
Molybdenum	51.3		50.0	103	55.1		50.0	110				
Nickel	47.3		50.0	95	48.6		50.0	97				
Selenium	51.5		50.0	103	48.9		50.0	98				
Silver	49.2		50.0	98	49.4		50.0	99				
Thallium	50.9		50.0	102	51.3		50.0	103				
Tungsten	49.9		50.0	100	51.4		50.0	103				
Vanadium	48.8		50.0	98	49.0		50.0	98				
Zinc	48.7		50.0	97	50.0		50.0	100				

Note! Calculations are performed before rounding to avoid round-off errors in calculated results.
Italicized analytes were not requested for this sequence.

2B-IN
CRQL CHECK STANDARD
METALS

Lab Name: TestAmerica Canton Job No.: 240-66021-1

SDG No.:

Method: 6020 Instrument ID: I10

Lab Sample ID: CRI 240-235130/9 Concentration Units: ug/L

CRQL Check Standard Source: MTMSCRI6020AW_00038

Analyte	CRQL Check Standard				
	True	Found	Qualifiers	%R(1)	Limits
Antimony	2.00	1.94	J	97	50-150
Arsenic	5.00	5.07		101	50-150
Barium	5.00	4.95	J	99	50-150
Beryllium	1.00	0.990	J	99	50-150
Cadmium	1.00	0.961	J	96	50-150
Chromium	2.00	2.08		104	50-150
Cobalt	1.00	1.03		103	50-150
Copper	2.00	2.02		101	50-150
Lead	1.00	1.06		106	50-150
Molybdenum	5.00	5.11	J	102	50-150
Nickel	2.00	1.99	J	99	50-150
Selenium	5.00	4.64	J	93	50-150
Silver	1.00	1.03		103	50-150
Thallium	1.00	1.02		102	50-150
Vanadium	5.00	4.73	J	95	50-150
Zinc	20.0	19.3	J	97	50-150
Calcium	1000	969	J	97	50-150
Magnesium	1000	1020		102	50-150
Tungsten	10.0	10.3		103	50-150

Lab Sample ID: CRI 240-235302/9 Concentration Units: ug/L

CRQL Check Standard Source: MTMSCRI6020AW_00038

Analyte	CRQL Check Standard				
	True	Found	Qualifiers	%R(1)	Limits
Antimony	2.00	2.03		102	50-150
Arsenic	5.00	5.07		101	50-150
Barium	5.00	4.91	J	98	50-150
Beryllium	1.00	1.04		104	50-150
Cadmium	1.00	1.05		105	50-150
Chromium	2.00	2.05		103	50-150
Cobalt	1.00	1.04		104	50-150
Copper	2.00	2.03		102	50-150
Lead	1.00	1.03		103	50-150
Molybdenum	5.00	5.37	J	107	50-150
Nickel	2.00	2.06		103	50-150

Note! Calculations are performed before rounding to avoid round-off errors in calculated results.

FORM IIB-IN

2B-IN
CRQL CHECK STANDARD
METALS

Lab Name: TestAmerica Canton Job No.: 240-66021-1

SDG No.:

Method: 6020 Instrument ID: I10

Lab Sample ID: CRI 240-235302/9 Concentration Units: ug/L

CRQL Check Standard Source: MTMSCRI6020AW_00038

Analyte	CRQL Check Standard				
	True	Found	Qualifiers	%R(1)	Limits
Selenium	5.00	4.87	J	97	50-150
Silver	1.00	1.03		103	50-150
Thallium	1.00	0.990	J	99	50-150
Vanadium	5.00	5.01		100	50-150
Zinc	20.0	20.2		101	50-150
Calcium	1000	977	J	98	50-150
Magnesium	1000	981	J	98	50-150
Tungsten	10.0	10.0		100	50-150

Note! Calculations are performed before rounding to avoid round-off errors in calculated results.

FORM IIB-IN

3-IN
INSTRUMENT BLANKS
METALS

Lab Name: TestAmerica Canton Job No.: 240-66021-1

SDG No.:

Concentration Units: ug/L

Analyte	RL	ICB 240-235130/8 06/17/2016 11:13		CCB 240-235130/101 06/17/2016 17:37		CCB 240-235130/113 06/17/2016 18:25		CCB 240-235130/125 06/17/2016 19:15	
		Found	C	Found	C	Found	C	Found	C
Antimony	2.0	2.0	U	2.0	U	2.0	U	2.0	U
Arsenic	5.0	5.0	U	5.0	U	5.0	U	5.0	U
Barium	5.0	5.0	U	5.0	U	5.0	U	5.0	U
Beryllium	1.0	1.0	U	1.0	U	0.215	J	1.0	U
Cadmium	1.0	1.0	U	1.0	U	0.124	J	1.0	U
Calcium	1000	1000	U	1000	U	1000	U	1000	U
Chromium	2.0	2.0	U	2.0	U	2.0	U	2.0	U
Cobalt	1.0	1.0	U	0.0210	J	0.0810	J	0.0300	J
Copper	2.0	2.0	U	2.0	U	2.0	U	2.0	U
Lead	1.0	1.0	U	1.0	U	0.155	J	1.0	U
Magnesium	1000	1000	U	1000	U	1000	U	1000	U
Molybdenum	10	10	U	10	U	10	U	10	U
Nickel	2.0	2.0	U	2.0	U	2.0	U	2.0	U
Selenium	5.0	5.0	U	5.0	U	5.0	U	5.0	U
Silver	1.0	1.0	U	0.0290	J	0.0350	J	0.0370	J
Thallium	1.0	1.0	U	0.0810	J	0.139	J	0.0790	J
Tungsten	10	10	U	10	U	10	U	10	U
Vanadium	5.0	5.0	U	5.0	U	5.0	U	5.0	U
Zinc	20	20	U	20	U	20	U	20	U

affecting all samples except MSA-SW42A-061416

Italicized analytes were not requested for this sequence.

3-IN
INSTRUMENT BLANKS
METALS

Lab Name: TestAmerica Canton Job No.: 240-66021-1

SDG No.:

Concentration Units: ug/L

Analyte	RL	CCB 240-235130/137 06/17/2016 20:04		CCB 240-235130/149 06/17/2016 20:52		CCB 240-235130/161 06/17/2016 21:41		CCB 240-235130/167 06/17/2016 22:06	
		Found	C	Found	C	Found	C	Found	C
Antimony	2.0	2.0	U	2.0	U	2.0	U	2.0	U
Arsenic	5.0	5.0	U	5.0	U	5.0	U	5.0	U
Barium	5.0	5.0	U	5.0	U	5.0	U	5.0	U
Beryllium	1.0	0.0820	J	0.0770	J	1.0	U	0.0560	J
Cadmium	1.0	1.0	U	0.0670	J	1.0	U	1.0	U
Calcium	1000	1000	U	1000	U	1000	U	1000	U
Chromium	2.0	2.0	U	2.0	U	2.0	U	2.0	U
Cobalt	1.0	0.0480	J	0.0340	J	0.0270	J	0.0280	J
Copper	2.0	2.0	U	2.0	U	2.0	U	2.0	U
Lead	1.0	1.0	U	0.118	J	1.0	U	1.0	U
Magnesium	1000	1000	U	1000	U	1000	U	1000	U
Molybdenum	10	10	U	10	U	10	U	0.678	J
Nickel	2.0	2.0	U	2.0	U	2.0	U	2.0	U
Selenium	5.0	0.320	J	0.442	J	0.255	J	0.250	J
Silver	1.0	0.0370	J	0.0330	J	0.0300	J	0.0380	J
Thallium	1.0	0.0890	J	0.0870	J	1.0	U	0.0840	J
Tungsten	10	10	U	10	U	10	U	10	U
Vanadium	5.0	5.0	U	5.0	U	5.0	U	5.0	U
Zinc	20	20	U	20	U	20	U	20	U

Italicized analytes were not requested for this sequence.

4A-IN
INTERFERENCE CHECK STANDARD
METALS

Lab Name: TestAmerica Canton Job No.: 240-66021-1

SDG No.:

Lab Sample ID: ICSA 240-235130/10 Instrument ID: I10

Lab File ID: 010ICSA.d ICS Source: MTMSICSAW_00069

Concentration Units: ug/L

Analyte	True Solution A	Found Solution A	Percent Recovery
Antimony		**0.0340**	
Arsenic		**0.0580**	
Barium		**0.0100**	
Beryllium		**0.0070**	
Cadmium		**-0.0150**	
Calcium	**50000**	**48980**	**98**
Chromium		**0.894**	
Cobalt		**0.0130**	
Copper		**0.430**	
Lead		**0.105**	
Magnesium	**50000**	**49345**	**99**
Molybdenum	**1000**	**1030**	**103**
Nickel		**0.275**	
Selenium		**0.270**	
Silver		**0.0150**	
Thallium		**0.0090**	
Tungsten		**0.146**	
Vanadium		**0.0350**	
Zinc		**-1.38**	
Aluminum	*50000*	*50534*	*101*
Boron		*1.45*	
Iron	*50000*	*49124*	*98*
Lithium		*0.553*	
Manganese		*0.0900*	
Potassium	*50000*	*49279*	*99*
Sodium	*50000*	*49353*	*99*
Strontium		*0.354*	
Tin		*-1.31*	
Titanium	*1000*	*982*	*98*

Calculations are performed before rounding to avoid round-off errors in calculated results.

FORM IVA-IN

4A-IN
INTERFERENCE CHECK STANDARD
METALS

Lab Name: TestAmerica Canton Job No.: 240-66021-1

SDG No.:

Lab Sample ID: ICSAB 240-235130/11 Instrument ID: I10

Lab File ID: 011ICAB.d ICS Source: MTMSICSABW_00068

Concentration Units: ug/L

Analyte	True Solution AB	Found Solution AB	Found Percent Recovery
Antimony	**100**	**99.4**	**99**
Arsenic	**100**	**102**	**102**
Barium	**100**	**101**	**101**
Beryllium	**100**	**103**	**103**
Cadmium	**100**	**99.9**	**100**
Calcium	**50000**	**49570**	**99**
Chromium	**100**	**99.4**	**99**
Cobalt	**100**	**99.7**	**100**
Copper	**100**	**99.9**	**100**
Lead	**100**	**99.6**	**100**
Magnesium	**50000**	**51008**	**102**
Molybdenum	**1100**	**1159**	**105**
Nickel	**100**	**99.5**	**99**
Selenium	**100**	**102**	**102**
Silver	**100**	**99.7**	**100**
Thallium	**100**	**97.9**	**98**
Tungsten	**100**	**99.4**	**99**
Vanadium	**100**	**99.3**	**99**
Zinc	**100**	**101**	**101**
Aluminum	*50000*	*50986*	*102*
Boron	*100*	*109*	*109*
Iron	*50000*	*49384*	*99*
Lithium	*100*	*101*	*101*
Manganese	*100*	*99.8*	*100*
Potassium	*50000*	*50035*	*100*
Sodium	*50000*	*50535*	*101*
Strontium	*100*	*98.3*	*98*
Tin	*100*	*102*	*102*
Titanium	*1100*	*1089*	*99*

Calculations are performed before rounding to avoid round-off errors in calculated results.

FORM IVA-IN

13-IN
ANALYSIS RUN LOG
METALS

Lab Name: TestAmerica Canton Job No.: 240-66021-1

SDG No.:

Instrument ID: I10 Method: 6020

Start Date: 06/20/2016 14:51 End Date: 06/21/2016 00:31

Lab Sample ID	D/F	Type	Time	Analytes																			
				Ag	As	Ba	Be	Ca	Cd	Co	Cr	Cu	Mg	Mo	Ni	Pb	Sb	Se	Tl	V	W	Zn	
ZZZZZZ			14:51																				
ICIS 240-235302/2	1		14:55	X	X	X	X	X	X	X	X	X	X	X	X	X	X	X	X	X	X	X	
STD1 240-235302/3 IC	1		14:59	X	X	X	X	X	X	X	X	X	X	X	X	X	X	X	X	X	X	X	
STD2 240-235302/4 IC	1		15:04	X	X	X	X	X	X	X	X	X	X	X	X	X	X	X	X	X	X	X	
STD3 240-235302/5 IC	1		15:08	X	X	X	X	X	X	X	X	X	X	X	X	X	X	X	X	X	X	X	
STD4 240-235302/6 IC	1		15:12	X	X	X	X	X	X	X	X	X	X	X	X	X	X	X	X	X	X	X	
ICV 240-235302/7	1		15:16	X	X	X	X	X	X	X	X	X	X	X	X	X	X	X	X	X	X	X	
ICB 240-235302/8	1		15:20	X	X	X	X		X	X	X	X		X	X	X	X	X	X	X	X	X	
CRI 240-235302/9	1		15:24	X	X	X	X	X	X	X	X	X	X	X	X	X	X	X	X	X	X	X	
ICSA 240-235302/10	1		15:28	X	X	X	X	X	X	X	X	X	X	X	X	X	X	X	X	X	X	X	
ICSAB 240-235302/11	1		15:32	X	X	X	X	X	X	X	X	X	X	X	X	X	X	X	X	X	X	X	
CCV 240-235302/12			15:36																				
CCB 240-235302/13			15:41																				
ZZZZZZ			15:45																				
CCV 240-235302/15			15:49																				
CCB 240-235302/16			15:53																				
CRI 240-235302/17			15:57																				
ZZZZZZ			16:01																				
ZZZZZZ			16:06																				
ZZZZZZ			16:10																				
ZZZZZZ			16:14																				
ZZZZZZ			16:18																				
ZZZZZZ			16:22																				
ZZZZZZ			16:26																				
ZZZZZZ			16:30																				
ZZZZZZ			16:34																				
CCV 240-235302/27			16:38																				
CCB 240-235302/28			16:42																				
ZZZZZZ			16:46																				
ZZZZZZ			16:50																				
ZZZZZZ			16:54																				
ZZZZZZ			16:58																				
ZZZZZZ			17:03																				
ZZZZZZ			17:07																				
ZZZZZZ			17:11																				
ZZZZZZ			17:15																				
ZZZZZZ			17:19																				
ZZZZZZ			17:23																				
CCV 240-235302/39			17:27																				
CCB 240-235302/40			17:31																				
ZZZZZZ			17:35																				
ZZZZZZ			17:39																				

13-IN
ANALYSIS RUN LOG
METALS

Lab Name: TestAmerica Canton Job No.: 240-66021-1

SDG No.:

Instrument ID: I10 Method: 6020

Start Date: 06/20/2016 14:51 End Date: 06/21/2016 00:31

Lab Sample ID	D/F	Type	Time	Analytes																			
				Ag	As	Ba	Be	Ca	Cd	Co	Cr	Cu	Mg	Mo	Ni	Pb	Sb	Se	Tl	V	W	Zn	
ZZZZZZ			17:44																				
ZZZZZZ			17:48																				
ZZZZZZ			17:52																				
ZZZZZZ			17:56																				
ZZZZZZ			18:00																				
CCV 240-235302/48			18:04																				
CCB 240-235302/49			18:08																				
CRI 240-235302/50			18:12																				
ZZZZZZ			18:17																				
ZZZZZZ			18:21																				
ZZZZZZ			18:25																				
ZZZZZZ			18:29																				
ZZZZZZ			18:33																				
ZZZZZZ			18:37																				
ZZZZZZ			18:41																				
ZZZZZZ			18:45																				
ZZZZZZ			18:49																				
CCV 240-235302/60			18:53																				
CCB 240-235302/61			18:57																				
ZZZZZZ			19:01																				
ZZZZZZ			19:06																				
ZZZZZZ			19:10																				
ZZZZZZ			19:14																				
ZZZZZZ			19:18																				
ZZZZZZ			19:22																				
ZZZZZZ			19:26																				
ZZZZZZ			19:30																				
ZZZZZZ			19:34																				
ZZZZZZ			19:38																				
CCV 240-235302/72			19:43																				
CCB 240-235302/73			19:47																				
ZZZZZZ			19:51																				
ZZZZZZ			19:55																				
ZZZZZZ			19:59																				
CCV 240-235302/77	1		20:03	X	X	X	X	X	X	X	X	X	X	X	X	X	X	X	X	X	X	X	X
CCB 240-235302/78	1		20:07	X	X	X	X		X	X	X	X		X	X	X	X	X	X	X	X	X	X
CRI 240-235302/79			20:11																				
240-66021-21	1	D	20:15	X	X	X	X		X	X	X	X		X	X	X	X	X	X	X	X	X	X
240-66021-21 SD	5	D	20:19	X	X	X	X		X	X	X	X		X	X	X	X	X	X	X	X	X	X
ZZZZZZ			20:24																				
240-66021-21 MS	1	D	20:27	X	X	X	X	X	X	X	X	X	X	X	X	X	X	X	X	X	X	X	X
240-66021-21 MSD	1	D	20:31	X	X	X	X	X	X	X	X	X	X	X	X	X	X	X	X	X	X	X	X

13-IN
ANALYSIS RUN LOG
METALS

Lab Name: TestAmerica Canton Job No.: 240-66021-1

SDG No.:

Instrument ID: I10 Method: 6020

Start Date: 06/20/2016 14:51 End Date: 06/21/2016 00:31

Lab Sample ID	D/F	Type	Time	Analytes																			
				Ag	As	Ba	Be	Ca	Cd	Co	Cr	Cu	Mg	Mo	Ni	Pb	Sb	Se	Tl	V	W	Zn	
ZZZZZZ			20:35																				
ZZZZZZ			20:39																				
ZZZZZZ			20:43																				
ZZZZZZ			20:48																				
CCV 240-235302/89	1		20:52	X	X	X	X	X	X	X	X	X	X	X	X	X	X	X	X	X	X	X	
CCB 240-235302/90	1		20:56	X	X	X	X		X	X	X	X		X	X	X	X	X	X	X	X	X	
ZZZZZZ			21:00																				
ZZZZZZ			21:04																				
ZZZZZZ			21:08																				
ZZZZZZ			21:12																				
ZZZZZZ			21:16																				
ZZZZZZ			21:20																				
ZZZZZZ			21:24																				
CCV 240-235302/98			21:28																				
CCB 240-235302/99			21:32																				
ZZZZZZ			21:37																				
ZZZZZZ			21:41																				
ZZZZZZ			21:45																				
ZZZZZZ			21:49																				
ZZZZZZ			21:53																				
ZZZZZZ			21:57																				
ZZZZZZ			22:01																				
ZZZZZZ			22:05																				
ZZZZZZ			22:09																				
ZZZZZZ			22:13																				
CCV 240-235302/110			22:17																				
CCB 240-235302/111			22:21																				
ZZZZZZ			22:25																				
ZZZZZZ			22:29																				
ZZZZZZ			22:33																				
ZZZZZZ			22:37																				
ZZZZZZ			22:42																				
ZZZZZZ			22:46																				
ZZZZZZ			22:50																				
ZZZZZZ			22:54																				
ZZZZZZ			22:58																				
ZZZZZZ			23:02																				
CCV 240-235302/122			23:06																				
CCB 240-235302/123			23:10																				
ZZZZZZ			23:14																				
ZZZZZZ			23:18																				
ZZZZZZ			23:22																				

13-IN
ANALYSIS RUN LOG
METALS

Lab Name: TestAmerica Canton Job No.: 240-66021-1

SDG No.:

Instrument ID: I10 Method: 6020

Start Date: 06/20/2016 14:51 End Date: 06/21/2016 00:31

Lab Sample ID	D / F	Type	Time	Analytes																				
				Ag	As	Ba	Be	Ca	Cd	Co	Cr	Cu	Mg	Mo	Ni	Pb	Sb	Se	Tl	V	W	Zn	
ZZZZZZ			23:27																				
ZZZZZZ			23:31																				
ZZZZZZ			23:35																				
ZZZZZZ			23:39																				
ZZZZZZ			23:43																				
ZZZZZZ			23:47																				
ZZZZZZ			23:51																				
CCV 240-235302/134			23:55																				
CCB 240-235302/135			23:59																				
ZZZZZZ			00:03																				
ZZZZZZ			00:07																				
ZZZZZZ			00:11																				
ZZZZZZ			00:15																				
ZZZZZZ			00:19																				
ZZZZZZ			00:23																				
CCV 240-235302/142			00:27																				
CCB 240-235302/143			00:31																				

Prep Types
D = Dissolved

15-IN
ICP-MS INTERNAL STANDARDS RELATIVE INTENSITY SUMMARY
METALS

Lab Name: TestAmerica Canton Job No.: 240-66021-1

SDG No.:

ICP-MS Instrument ID: I10 Start Date: 06/20/2016 End Date: 06/20/2016

Lab Sample ID	Time	Internal Standards %RI For:									
		Element Li-6	Q	Element Sc/1	Q	Element Sc/2	Q	Element Rh	Q	Element In	Q
ICIS 240-235302/2	14:55	100		100		100		100		100	
STD1 240-235302/3 I	14:59	99		98		99		98		99	
STD2 240-235302/4 I	15:04	98		100		101		96		98	
STD3 240-235302/5 I	15:08	98		97		101		93		97	
STD4 240-235302/6 I	15:12	96		98		100		98		98	
ICV 240-235302/7	15:16	97		97		99		94		96	
ICB 240-235302/8	15:20	98		97		101		96		98	
CRI 240-235302/9	15:24	98		98		99		96		97	
ICSA 240-235302/10	15:28	101		99		104		92		96	
ICSAB 240-235302/11	15:32	101		102		107		94		96	
CCV 240-235302/77	20:03	107		91		108		89		93	
CCB 240-235302/78	20:07	108		91		106		92		93	
240-66021-21	20:15	107		88		104		79		87	
240-66021-21 SD	20:19	107		91		104		85		92	
240-66021-21 MS	20:27	98		90		103		79		86	
240-66021-21 MSD	20:31	101		97		109		85		92	
CCV 240-235302/89	20:52	103		99		110		94		99	
CCB 240-235302/90	20:56	108		97		111		97		100	

15-IN
ICP-MS INTERNAL STANDARDS RELATIVE INTENSITY SUMMARY
METALS

Lab Name: TestAmerica Canton Job No.: 240-66021-1

SDG No.:

ICP-MS Instrument ID: I10 Start Date: 06/20/2016 End Date: 06/20/2016

Lab Sample ID	Time	Internal Standards %RI For:									
		Element Tb	Q	Element Ho	Q	Element Bi	Q	Element	Q	Element	Q
ICIS 240-235302/2	14:55	100		100		100					
STD1 240-235302/3 I	14:59	99		99		99					
STD2 240-235302/4 I	15:04	100		100		98					
STD3 240-235302/5 I	15:08	98		98		94					
STD4 240-235302/6 I	15:12	98		97		100					
ICV 240-235302/7	15:16	98		96		96					
ICB 240-235302/8	15:20	98		97		98					
CRI 240-235302/9	15:24	97		97		99					
ICSA 240-235302/10	15:28	99		99		94					
ICSAB 240-235302/11	15:32	99		99		95					
CCV 240-235302/77	20:03	96		95		96					
CCB 240-235302/78	20:07	94		93		96					
240-66021-21	20:15	90		90		84					
240-66021-21 SD	20:19	93		92		91					
240-66021-21 MS	20:27	88		89		82					
240-66021-21 MSD	20:31	95		95		87					
CCV 240-235302/89	20:52	99		100		99					
CCB 240-235302/90	20:56	100		100		102					

2A-IN
CALIBRATION VERIFICATIONS
METALS

Lab Name: TestAmerica Canton Job No.: 240-66021-1

SDG No.:

ICV Source: MTMSICVW_00068 Concentration Units: ug/L

CCV Source: MTMSCAL2CCVW_00168

Analyte	ICV 240-235302/7 06/20/2016 15:16				CCV 240-235302/77 06/20/2016 20:03				CCV 240-235302/89 06/20/2016 20:52			
	Found	C	True	%R	Found	C	True	%R	Found	C	True	%R
Antimony	39.4		40.0	99	49.7		50.0	99	49.6		50.0	99
Arsenic	41.4		40.0	103	48.0		50.0	96	50.1		50.0	100
Barium	39.4		40.0	99	50.9		50.0	102	50.8		50.0	102
Beryllium	41.5		40.0	104	47.4		50.0	95	48.3		50.0	97
Cadmium	40.8		40.0	102	49.6		50.0	99	49.5		50.0	99
Calcium	19800		20000	99	24900		25000	100	24900		25000	100
Chromium	40.3		40.0	101	48.9		50.0	98	49.2		50.0	98
Cobalt	40.4		40.0	101	49.7		50.0	99	49.0		50.0	98
Copper	41.1		40.0	103	49.1		50.0	98	49.0		50.0	98
Lead	39.8		40.0	100	49.7		50.0	99	49.6		50.0	99
Magnesium	20400		20000	102	24300		25000	97	24000		25000	96
Molybdenum	41.4		40.0	104	52.0		50.0	104	51.9		50.0	104
Nickel	40.6		40.0	101	49.6		50.0	99	49.1		50.0	98
Selenium	40.7		40.0	102	49.0		50.0	98	51.5		50.0	103
Silver	40.2		40.0	100	50.0		50.0	100	50.0		50.0	100
Thallium	40.7		40.0	102	50.9		50.0	102	50.4		50.0	101
Tungsten	39.8		40.0	99	50.2		50.0	100	49.8		50.0	100
Vanadium	41.3		40.0	103	48.4		50.0	97	48.7		50.0	97
Zinc	40.1		40.0	100	49.0		50.0	98	49.4		50.0	99

Note! Calculations are performed before rounding to avoid round-off errors in calculated results.
Italicized analytes were not requested for this sequence.

3-IN
INSTRUMENT BLANKS
METALS

Lab Name: TestAmerica Canton Job No.: 240-66021-1

SDG No.:

Concentration Units: ug/L

Analyte	RL	ICB 240-235302/8 06/20/2016 15:20		CCB 240-235302/78 06/20/2016 20:07		CCB 240-235302/90 06/20/2016 20:56			
		Found	C	Found	C	Found	C	Found	C
Antimony	2.0	2.0	U	2.0	U	2.0	U		
Arsenic	5.0	5.0	U	5.0	U	5.0	U		
Barium	5.0	5.0	U	5.0	U	5.0	U		
Beryllium	1.0	1.0	U	1.0	U	1.0	U		
Cadmium	1.0	1.0	U	1.0	U	1.0	U		
Calcium	1000	1000	U	1000	U	1000	U		
Chromium	2.0	2.0	U	2.0	U	2.0	U		
Cobalt	1.0	1.0	U	1.0	U	1.0	U		
Copper	2.0	2.0	U	2.0	U	2.0	U		
Lead	1.0	1.0	U	1.0	U	1.0	U		
Magnesium	1000	1000	U	1000	U	1000	U		
Molybdenum	10	10	U	10	U	10	U		
Nickel	2.0	2.0	U	2.0	U	2.0	U		
Selenium	5.0	5.0	U	5.0	U	0.326	J		
Silver	1.0	1.0	U	1.0	U	1.0	U		
Thallium	1.0	1.0	U	1.0	U	1.0	U		
Tungsten	10	10	U	10	U	10	U		
Vanadium	5.0	5.0	U	5.0	U	5.0	U		
Zinc	20	20	U	20	U	20	U		

affecting MSA-SW42A-061416

Italicized analytes were not requested for this sequence.

4A-IN
INTERFERENCE CHECK STANDARD
METALS

Lab Name: TestAmerica Canton Job No.: 240-66021-1

SDG No.:

Lab Sample ID: ICSA 240-235302/10 Instrument ID: I10

Lab File ID: 010ICSA.d ICS Source: MTMSICSAW_00069

Concentration Units: ug/L

Analyte	True Solution A	Found Solution A	Percent Recovery
Antimony		**0.0550**	
Arsenic		**0.0480**	
Barium		**0.0480**	
Beryllium		**-0.0020**	
Cadmium		**-0.0350**	
Calcium	**50000**	**49175**	**98**
Chromium		**1.04**	
Cobalt		**0.0060**	
Copper		**0.535**	
Lead		**0.114**	
Magnesium	**50000**	**49408**	**99**
Molybdenum	**1000**	**1077**	**108**
Nickel		**0.278**	
Selenium		**-0.0850**	
Silver		**0.0170**	
Thallium		**0.0020**	
Tungsten		**0.201**	
Vanadium		**0.0110**	
Zinc		**0.653**	
Aluminum	*50000*	*51456*	*103*
Boron		*1.61*	
Iron	*50000*	*48937*	*98*
Lithium		*0.0900*	
Manganese		*0.293*	
Potassium	*50000*	*49629*	*99*
Sodium	*50000*	*49842*	*100*
Strontium		*0.306*	
Tin		*-3.33*	
Titanium	*1000*	*977*	*98*

Calculations are performed before rounding to avoid round-off errors in calculated results.

FORM IVA-IN

4A-IN
INTERFERENCE CHECK STANDARD
METALS

Lab Name: TestAmerica Canton Job No.: 240-66021-1

SDG No.:

Lab Sample ID: ICSAB 240-235302/11 Instrument ID: I10

Lab File ID: 011ICAB.d ICS Source: MTMSICSABW_00068

Concentration Units: ug/L

Analyte	True Solution AB	Found Solution AB	Found Percent Recovery
Antimony	**100**	**99.3**	**99**
Arsenic	**100**	**105**	**105**
Barium	**100**	**101**	**101**
Beryllium	**100**	**99.4**	**99**
Cadmium	**100**	**100.0**	**100**
Calcium	**50000**	**49592**	**99**
Chromium	**100**	**98.1**	**98**
Cobalt	**100**	**98.4**	**98**
Copper	**100**	**97.1**	**97**
Lead	**100**	**99.3**	**99**
Magnesium	**50000**	**50142**	**100**
Molybdenum	**1100**	**1176**	**107**
Nickel	**100**	**97.5**	**98**
Selenium	**100**	**104**	**104**
Silver	**100**	**98.8**	**99**
Thallium	**100**	**96.7**	**97**
Tungsten	**100**	**99.5**	**100**
Vanadium	**100**	**98.6**	**99**
Zinc	**100**	**97.4**	**97**
Aluminum	*50000*	*51134*	*102*
Boron	*100*	*103*	*103*
Iron	*50000*	*48798*	*98*
Lithium	*100*	*97.4*	*97*
Manganese	*100*	*99.9*	*100*
Potassium	*50000*	*49813*	*100*
Sodium	*50000*	*50243*	*100*
Strontium	*100*	*98.4*	*98*
Tin	*100*	*102*	*102*
Titanium	*1100*	*1079*	*98*

Calculations are performed before rounding to avoid round-off errors in calculated results.

FORM IVA-IN

12-IN
PREPARATION LOG
METALS

Lab Name: TestAmerica Canton Job No.: 240-66021-1

SDG No.:

Prep Method: 3005A

Lab Sample ID	Preparation Date	Prep Batch	Initial Weight	Initial Volume (mL)	Final Volume (mL)
MB 240-234759/1-A	06/16/2016 09:54	234759		50	50
LCS 240-234759/2-A	06/16/2016 09:54	234759		50	50
240-66021-1	06/16/2016 09:54	234759		50	50
240-66021-1 MS	06/16/2016 09:54	234759		50	50
240-66021-1 MSD	06/16/2016 09:54	234759		50	50
240-66021-2	06/16/2016 09:54	234759		50	50
240-66021-3	06/16/2016 09:54	234759		50	50
240-66021-4	06/16/2016 09:54	234759		50	50
240-66021-5	06/16/2016 09:54	234759		50	50
240-66021-6	06/16/2016 09:54	234759		50	50
240-66021-7	06/16/2016 09:54	234759		50	50
240-66021-8	06/16/2016 09:54	234759		50	50
240-66021-9	06/16/2016 09:54	234759		50	50
240-66021-10	06/16/2016 09:54	234759		50	50
240-66021-11	06/16/2016 09:54	234759		50	50
240-66021-12	06/16/2016 09:54	234759		50	50
240-66021-13	06/16/2016 09:54	234759		50	50
240-66021-14	06/16/2016 09:54	234759		50	50
240-66021-15	06/16/2016 09:54	234759		50	50
240-66021-16	06/16/2016 09:54	234759		50	50
240-66021-17	06/16/2016 09:54	234759		50	50
240-66021-18	06/16/2016 09:54	234759		50	50
240-66021-19	06/16/2016 09:54	234759		50	50
240-66021-20	06/16/2016 09:54	234759		50	50

3-IN
METHOD BLANK
METALS - TOTAL RECOVERABLE

Lab Name: TestAmerica Canton Job No.: 240-66021-1

SDG No.:

Concentration Units: ug/L Lab Sample ID: MB 240-234759/1-A

Instrument Code: I10 Batch No.: 235130

CAS No.	Analyte	Concentration	C	Q	Method
7440-36-0	Antimony	2.0	U		6020
7440-38-2	Arsenic	5.0	U		6020
7440-39-3	Barium	5.0	U		6020
7440-41-7	Beryllium	1.0	U		6020
7440-43-9	Cadmium	1.0	U		6020
7440-47-3	Chromium	2.0	U		6020
7440-48-4	Cobalt	1.0	U		6020
7440-50-8	Copper	2.0	U		6020
7439-92-1	Lead	1.0	U		6020
7439-98-7	Molybdenum	10	U		6020
7440-02-0	Nickel	2.0	U		6020
7782-49-2	Selenium	5.0	U		6020
7440-22-4	Silver	1.0	U		6020
7440-28-0	Thallium	1.0	U		6020
7440-62-2	Vanadium	5.0	U		6020
7440-66-6	Zinc	20	U		6020
7440-70-2	Calcium	1000	U		6020
7439-95-4	Magnesium	1000	U		6020
7440-33-7	Tungsten	10	U		6020

7A-IN
LAB CONTROL SAMPLE
METALS - TOTAL RECOVERABLE

Lab ID: LCS 240-234759/2-A

Lab Name: TestAmerica Canton Job No.: 240-66021-1

Sample Matrix: Water LCS Source: MTICPMSB_00028

Analyte	Water(ug/L)							
	True	Found	C	%R	Limits		Q	Method
Antimony	100	89.3		89	80	120		6020
Arsenic	1000	915		92	80	120		6020
Barium	1000	891		89	80	120		6020
Beryllium	1000	922		92	80	120		6020
Cadmium	1000	881		88	80	120		6020
Chromium	1000	875		88	80	120		6020
Cobalt	1000	882		88	80	120		6020
Copper	1000	873		87	80	120		6020
Lead	1000	938		94	80	120		6020
Molybdenum	100	89.9		90	80	120		6020
Nickel	1000	874		87	80	120		6020
Selenium	1000	890		89	80	120		6020
Silver	100	88.4		88	80	120		6020
Thallium	250	237		95	80	120		6020
Vanadium	1000	876		88	80	120		6020
Zinc	1000	929		93	80	120		6020
Calcium	10000	9400		94	80	120		6020
Magnesium	10000	8650		87	80	120		6020
Tungsten	100	88.1		88	80	120		6020

Calculations are performed before rounding to avoid round-off errors in calculated results.

FORM VIIA - IN

5A-IN
MATRIX SPIKE SAMPLE RECOVERY
METALS - DISSOLVED

Client ID: MSA-SW37A-061416 MS
Lab ID: 240-66021-1 MS
Lab Name: TestAmerica Canton
Job No.: 240-66021-1
SDG No.:
Matrix: Water
Concentration Units: ug/L
% Solids:

Analyte	SSR	C	Sample Result (SR)	C	Spike Added (SA)	%R	Control Limit %R	Q	Method
Antimony	98.6		0.38	J	100	98	75-125		6020
Arsenic	1060		1.7	J	1000	106	75-125		6020
Barium	1030		34		1000	100	75-125		6020
Beryllium	936		0.19	J	1000	94	75-125		6020
Cadmium	916		0.36	J	1000	92	75-125		6020
Chromium	935		2.0	U	1000	94	75-125		6020
Cobalt	909		0.37	J	1000	91	75-125		6020
Copper	879		3.8		1000	88	75-125		6020
Lead	944		0.23	J	1000	94	75-125		6020
Molybdenum	108		1.6	J	100	106	75-125		6020
Nickel	882		2.0		1000	88	75-125		6020
Selenium	981		1.2	J	1000	98	75-125		6020
Silver	93.7		1.0	U	100	94	75-125		6020
Thallium	242		0.15	J	250	97	75-125		6020
Vanadium	957		0.64	J	1000	96	75-125		6020
Zinc	927		20	U	1000	93	75-125		6020
Calcium	57400		47000		10000	102	75-125	4	6020
Magnesium	123000		110000		10000	82	75-125	4	6020
Tungsten	96.1		0.59	J	100	96	75-125		6020
Mercury	1.13		0.20	U	1.00	113	80-120		7470A

SSR = Spiked Sample Result

Calculations are performed before rounding to avoid round-off errors in calculated results.

FORM VA - IN

5A-IN
MATRIX SPIKE DUPLICATE SAMPLE RECOVERY
METALS - DISSOLVED

Client ID: MSA-SW37A-061416 MSD
Lab ID: 240-66021-1 MSD
Lab Name: TestAmerica Canton
Job No.: 240-66021-1
SDG No.:
Matrix: Water
Concentration Units: ug/L
% Solids:

Analyte	(SDR)	C	Spike Added (SA)	%R	Control Limit %R	RPD	RPD Limit	Q	Method
Antimony	100		100	100	75-125	2	20		6020
Arsenic	1060		1000	106	75-125	0	20		6020
Barium	1030		1000	100	75-125	0	20		6020
Beryllium	926		1000	93	75-125	1	20		6020
Cadmium	917		1000	92	75-125	0	20		6020
Chromium	926		1000	93	75-125	1	20		6020
Cobalt	895		1000	89	75-125	2	20		6020
Copper	872		1000	87	75-125	1	20		6020
Lead	935		1000	93	75-125	1	20		6020
Molybdenum	106		100	104	75-125	1	20		6020
Nickel	889		1000	89	75-125	1	20		6020
Selenium	981		1000	98	75-125	0	20		6020
Silver	92.6		100	93	75-125	1	20		6020
Thallium	239		250	96	75-125	1	20		6020
Vanadium	950		1000	95	75-125	1	20		6020
Zinc	920		1000	92	75-125	1	20		6020
Calcium	56700		10000	94	75-125	1	20	4	6020
Magnesium	121000		10000	68	75-125	1	20	4	6020
Tungsten	94.7		100	94	75-125	1	20		6020
Mercury	1.08		1.00	108	80-120	4	20		7470A

SDR = Sample Duplicate Result

Calculations are performed before rounding to avoid round-off errors in calculated results.

FORM VD - IN

8-IN
ICP-AES AND ICP-MS SERIAL DILUTIONS
METALS - DISSOLVED

Lab ID: 240-66021-1

SDG No:

Lab Name: TestAmerica Canton Job No: 240-66021-1

Matrix: Water Concentration Units: ug/L

Analyte	Initial Sample Result (I)	C	Serial Dilution Result (S)	C	% Difference	Q	Method
Antimony	0.38	J	10	U	NC		6020
Arsenic	1.7	J	2.52	J	NC		6020
Barium	34		32.3		NC		6020
Beryllium	0.19	J	0.360	J	NC		6020
Cadmium	0.36	J	0.485	J	NC		6020
Chromium	2.0	U	10	U	NC		6020
Cobalt	0.37	J	0.380	J	NC		6020
Copper	3.8		10	U	NC		6020
Lead	0.23	J	5.0	U	NC		6020
Molybdenum	1.6	J	1.46	J	NC		6020
Nickel	2.0		2.89	J	NC		6020
Selenium	1.2	J	2.69	J	NC		6020
Silver	1.0	U	5.0	U	NC		6020
Thallium	0.15	J	5.0	U	NC		6020
Vanadium	0.64	J	25	U	NC		6020
Zinc	20	U	100	U	NC		6020
Calcium	47000		47600		NC		6020
Magnesium	110000		117000		2.3		6020
Tungsten	0.59	J	50	U	NC		6020

Calculations are performed before rounding to avoid round-off errors in calculated results.

FORM VIII-IN

12-IN
PREPARATION LOG
METALS

Lab Name: TestAmerica Canton Job No.: 240-66021-1

SDG No.:

Prep Method: 3005A

Lab Sample ID	Preparation Date	Prep Batch	Initial Weight	Initial Volume (mL)	Final Volume (mL)
MB 240-234768/1-A	06/16/2016 10:10	234768		50	50
LCS 240-234768/2-A	06/16/2016 10:10	234768		50	50
240-66021-21	06/16/2016 10:10	234768		50	50
240-66021-21 MS	06/16/2016 10:10	234768		50	50
240-66021-21 MSD	06/16/2016 10:10	234768		50	50
240-66021-22	06/16/2016 10:10	234768		50	50
240-66021-23	06/16/2016 10:10	234768		50	50
240-66021-24	06/16/2016 10:10	234768		50	50
240-66021-25	06/16/2016 10:10	234768		50	50
240-66021-26	06/16/2016 10:10	234768		50	50
240-66021-27	06/16/2016 10:10	234768		50	50
240-66021-28	06/16/2016 10:10	234768		50	50
240-66021-29	06/16/2016 10:10	234768		50	50
240-66021-30	06/16/2016 10:10	234768		50	50
240-66021-31	06/16/2016 10:10	234768		50	50
240-66021-32	06/16/2016 10:10	234768		50	50
240-66021-33	06/16/2016 10:10	234768		50	50
240-66021-34	06/16/2016 10:10	234768		50	50
240-66021-35	06/16/2016 10:10	234768		50	50
240-66021-36	06/16/2016 10:10	234768		50	50

3-IN
METHOD BLANK
METALS - TOTAL RECOVERABLE

Lab Name: TestAmerica Canton Job No.: 240-66021-1

SDG No.:

Concentration Units: ug/L Lab Sample ID: MB 240-234768/1-A

Instrument Code: I10 Batch No.: 235130

CAS No.	Analyte	Concentration	C	Q	Method
7440-36-0	Antimony	2.0	U		6020
7440-38-2	Arsenic	5.0	U		6020
7440-39-3	Barium	1.29	J		6020
7440-41-7	Beryllium	1.0	U		6020
7440-43-9	Cadmium	1.0	U		6020
7440-47-3	Chromium	2.0	U		6020
7440-48-4	Cobalt	1.0	U		6020
7440-50-8	Copper	2.0	U		6020
7439-92-1	Lead	1.0	U		6020
7439-98-7	Molybdenum	10	U		6020
7440-02-0	Nickel	2.0	U		6020
7782-49-2	Selenium	5.0	U		6020
7440-22-4	Silver	1.0	U		6020
7440-28-0	Thallium	1.0	U		6020
7440-62-2	Vanadium	5.0	U		6020
7440-66-6	Zinc	20	U		6020
7440-70-2	Calcium	361	J		6020
7439-95-4	Magnesium	122	J		6020
7440-33-7	Tungsten	10	U		6020

7A-IN
LAB CONTROL SAMPLE
METALS - TOTAL RECOVERABLE

Lab ID: LCS 240-234768/2-A

Lab Name: TestAmerica Canton Job No.: 240-66021-1

Sample Matrix: Water LCS Source: MTICPMSB_00028

Analyte	Water(ug/L)							
	True	Found	C	%R	Limits		Q	Method
Antimony	100	98.8		99	80	120		6020
Arsenic	1000	1000		100	80	120		6020
Barium	1000	988		99	80	120		6020
Beryllium	1000	1060		106	80	120		6020
Cadmium	1000	993		99	80	120		6020
Chromium	1000	973		97	80	120		6020
Cobalt	1000	1000		100	80	120		6020
Copper	1000	975		97	80	120		6020
Lead	1000	1010		101	80	120		6020
Molybdenum	100	98.0		98	80	120		6020
Nickel	1000	992		99	80	120		6020
Selenium	1000	982		98	80	120		6020
Silver	100	98.0		98	80	120		6020
Thallium	250	257		103	80	120		6020
Vanadium	1000	962		96	80	120		6020
Zinc	1000	1030		103	80	120		6020
Calcium	10000	10800		108	80	120		6020
Magnesium	10000	9710		97	80	120		6020
Tungsten	100	96.4		96	80	120		6020

Calculations are performed before rounding to avoid round-off errors in calculated results.

FORM VIIA - IN

5A-IN
MATRIX SPIKE SAMPLE RECOVERY
METALS - DISSOLVED

Client ID: MSA-SW42A-061416 MS | Lab ID: 240-66021-21 MS

Lab Name: TestAmerica Canton | Job No.: 240-66021-1

SDG No.:

Matrix: Water | Concentration Units: ug/L

% Solids:

Analyte	SSR	C	Sample Result (SR)	C	Spike Added (SA)	%R	Control Limit %R	Q	Method
Antimony	99.1		2.0	U	100	99	75-125		6020
Arsenic	1020		1.2	J	1000	101	75-125		6020
Barium	1050		33		1000	102	75-125		6020
Beryllium	959		1.0	U	1000	96	75-125		6020
Cadmium	927		0.11	J	1000	93	75-125		6020
Chromium	945		2.0	U	1000	94	75-125		6020
Cobalt	934		0.27	J	1000	93	75-125		6020
Copper	911		2.9		1000	91	75-125		6020
Lead	1050		1.0	U	1000	105	75-125		6020
Molybdenum	111		1.5	J	100	110	75-125		6020
Nickel	914		1.8	J	1000	91	75-125		6020
Selenium	971		0.33	J	1000	97	75-125		6020
Silver	95.2		1.0	U	100	95	75-125		6020
Thallium	252		1.0	U	250	101	75-125		6020
Vanadium	1010		0.51	J	1000	101	75-125		6020
Zinc	887		20	U	1000	89	75-125		6020
Calcium	60400		48000		10000	119	75-125	4	6020
Magnesium	124000		110000		10000	96	75-125	4	6020
Tungsten	95.4		10	U	100	95	75-125		6020
Mercury	1.06		0.20	U	1.00	106	80-120		7470A

SSR = Spiked Sample Result

Calculations are performed before rounding to avoid round-off errors in calculated results.

FORM VA - IN

5A-IN
MATRIX SPIKE DUPLICATE SAMPLE RECOVERY
METALS - DISSOLVED

Client ID: MSA-SW42A-061416 MSD
Lab ID: 240-66021-21 MSD
Lab Name: TestAmerica Canton
Job No.: 240-66021-1
SDG No.:
Matrix: Water
Concentration Units: ug/L
% Solids:

Analyte	(SDR)	C	Spike Added (SA)	%R	Control Limit %R	RPD	RPD Limit	Q	Method
Antimony	100		100	100	75-125	1	20		6020
Arsenic	1040		1000	104	75-125	2	20		6020
Barium	1060		1000	103	75-125	1	20		6020
Beryllium	954		1000	95	75-125	1	20		6020
Cadmium	934		1000	93	75-125	1	20		6020
Chromium	937		1000	94	75-125	1	20		6020
Cobalt	935		1000	93	75-125	0	20		6020
Copper	908		1000	91	75-125	0	20		6020
Lead	1060		1000	106	75-125	1	20		6020
Molybdenum	112		100	110	75-125	0	20		6020
Nickel	924		1000	92	75-125	1	20		6020
Selenium	991		1000	99	75-125	2	20		6020
Silver	95.6		100	96	75-125	0	20		6020
Thallium	251		250	100	75-125	0	20		6020
Vanadium	1010		1000	101	75-125	0	20		6020
Zinc	894		1000	89	75-125	1	20		6020
Calcium	59300		10000	108	75-125	2	20	4	6020
Magnesium	121000		10000	67	75-125	2	20	4	6020
Tungsten	94.9		100	95	75-125	1	20		6020
Mercury	1.07		1.00	107	80-120	1	20		7470A

SDR = Sample Duplicate Result

Calculations are performed before rounding to avoid round-off errors in calculated results.

FORM VD - IN

8-IN
ICP-AES AND ICP-MS SERIAL DILUTIONS
METALS - DISSOLVED

Lab ID: 240-66021-21

SDG No:

Lab Name: TestAmerica Canton Job No: 240-66021-1

Matrix: Water Concentration Units: ug/L

Analyte	Initial Sample Result (I)	C	Serial Dilution Result (S)	C	% Difference	Q	Method
Antimony	2.0	U	10	U	NC		6020
Arsenic	1.2	J	25	U	NC		6020
Barium	33		33.1		NC		6020
Beryllium	1.0	U	5.0	U	NC		6020
Cadmium	0.11	J	5.0	U	NC		6020
Chromium	2.0	U	10	U	NC		6020
Cobalt	0.27	J	0.235	J	NC		6020
Copper	2.9		10	U	NC		6020
Lead	1.0	U	5.0	U	NC		6020
Molybdenum	1.5	J	1.59	J	NC		6020
Nickel	1.8	J	1.99	J	NC		6020
Selenium	0.33	J	25	U	NC		6020
Silver	1.0	U	5.0	U	NC		6020
Thallium	1.0	U	5.0	U	NC		6020
Vanadium	0.51	J	25	U	NC		6020
Zinc	20	U	100	U	NC		6020
Calcium	48000		49100		NC		6020
Magnesium	110000		120000		5.0		6020
Tungsten	10	U	50	U	NC		6020

Calculations are performed before rounding to avoid round-off errors in calculated results.

FORM VIII-IN

13-IN
ANALYSIS RUN LOG
METALS

Lab Name: TestAmerica Canton Job No.: 240-66021-1

SDG No.:

Instrument ID: H1 Method: 7470A

Start Date: 06/20/2016 10:21 End Date: 06/20/2016 16:37

Lab Sample ID	D / F	Type	Time	Analytes																			
				Hg																			
IC 240-235216/1-A			10:21	X																			
IC 240-235216/2-A			10:24	X																			
IC 240-235216/3-A			10:26	X																			
IC 240-235216/4-A			10:28	X																			
IC 240-235216/5-A			10:31	X																			
IC 240-235216/6-A			10:33	X																			
ICV 240-235216/7-A	1		10:35	X																			
ICB 240-235216/8-A	1		10:38	X																			
CRA 240-235216/9-A	1		10:40	X																			
CCV 240-235216/10-A			10:42																				
CCB 240-235216/11-A			10:44																				
ZZZZZZ			10:46																				
ZZZZZZ			10:49																				
ZZZZZZ			10:51																				
ZZZZZZ			10:53																				
CCV 240-235216/10-A			10:58																				
CCB 240-235216/11-A			11:00																				
ZZZZZZ			11:03																				
ZZZZZZ			11:05																				
ZZZZZZ			11:07																				
ZZZZZZ			11:09																				
ZZZZZZ			11:12																				
ZZZZZZ			11:15																				
ZZZZZZ			11:17																				
ZZZZZZ			11:19																				
ZZZZZZ			11:22																				
ZZZZZZ			11:24																				
CCV 240-235216/10-A			11:27																				
CCB 240-235216/11-A			11:29																				
ZZZZZZ			11:31																				
ZZZZZZ			11:33																				
ZZZZZZ			11:35																				
ZZZZZZ			11:38																				
ZZZZZZ			11:40																				
ZZZZZZ			11:42																				
ZZZZZZ			11:44																				
ZZZZZZ			11:46																				
ZZZZZZ			11:49																				
ZZZZZZ			11:51																				
CCV 240-235216/10-A			11:56																				
CCB 240-235216/11-A			11:59																				
ZZZZZZ			12:01																				

13-IN
ANALYSIS RUN LOG
METALS

Lab Name: TestAmerica Canton Job No.: 240-66021-1

SDG No.:

Instrument ID: H1 Method: 7470A

Start Date: 06/20/2016 10:21 End Date: 06/20/2016 16:37

Lab Sample ID	D / F	Type	Time	Analytes																			
				Hg																			
ZZZZZZ			12:04																				
ZZZZZZ			12:06																				
ZZZZZZ			12:09																				
ZZZZZZ			12:11																				
ZZZZZZ			12:13																				
ZZZZZZ			12:15																				
ZZZZZZ			12:18																				
ZZZZZZ			12:20																				
ZZZZZZ			12:22																				
CCV 240-235216/10-A			12:24																				
CCB 240-235216/11-A			12:27																				
ZZZZZZ			12:29																				
ZZZZZZ			12:32																				
ZZZZZZ			12:34																				
ZZZZZZ			12:36																				
ZZZZZZ			12:39																				
ZZZZZZ			12:41																				
ZZZZZZ			12:43																				
ZZZZZZ			12:45																				
ZZZZZZ			12:47																				
ZZZZZZ			12:50																				
CCV 240-235216/10-A			12:52																				
CCB 240-235216/11-A			12:54																				
ZZZZZZ			12:57																				
ZZZZZZ			12:59																				
ZZZZZZ			13:01																				
ZZZZZZ			13:04																				
ZZZZZZ			13:06																				
ZZZZZZ			13:09																				
ZZZZZZ			13:11																				
ZZZZZZ			13:14																				
ZZZZZZ			13:16																				
CCV 240-235216/10-A			13:18																				
CCB 240-235216/11-A			13:21																				
CCV 240-235216/10-A			13:24																				
CCB 240-235216/11-A			13:27																				
ZZZZZZ			13:30																				
CCV 240-235216/10-A			13:32																				
CCB 240-235216/11-A			13:35																				
CCV 240-235216/10-A			13:40																				
CCB 240-235216/11-A			13:43																				
ZZZZZZ			13:45																				

13-IN
ANALYSIS RUN LOG
METALS

Lab Name: TestAmerica Canton Job No.: 240-66021-1

SDG No.:

Instrument ID: H1 Method: 7470A

Start Date: 06/20/2016 10:21 End Date: 06/20/2016 16:37

Lab Sample ID	D / F	Type	Time	Analytes																			
				Hg																			
ZZZZZZ			13:47																				
ZZZZZZ			13:49																				
ZZZZZZ			13:52																				
ZZZZZZ			13:54																				
ZZZZZZ			13:56																				
ZZZZZZ			13:59																				
ZZZZZZ			14:01																				
ZZZZZZ			14:03																				
ZZZZZZ			14:05																				
CCV 240-235216/10-A	1		14:08	X																			
CCB 240-235216/11-A	1		14:10	X																			
ZZZZZZ			14:13																				
ZZZZZZ			14:15																				
ZZZZZZ			14:17																				
ZZZZZZ			14:19																				
ZZZZZZ			14:22																				
MB 240-234770/1-A	1	T	14:24	X																			
LCS 240-234770/2-A	1	T	14:27	X																			
240-66021-21	1	D	14:29	X																			
240-66021-21 MS	1	D	14:31	X																			
240-66021-21 MSD	1	D	14:33	X																			
CCV 240-235216/10-A	1		14:36	X																			
CCB 240-235216/11-A	1		14:39	X																			
240-66021-22	1	D	14:41	X																			
240-66021-23	1	D	14:44	X																			
240-66021-24	1	D	14:46	X																			
240-66021-25	1	D	14:48	X																			
240-66021-26	1	D	14:50	X																			
240-66021-27	1	D	14:53	X																			
240-66021-28	1	D	14:55	X																			
240-66021-29	1	D	14:57	X																			
240-66021-30	1	D	15:00	X																			
240-66021-31	1	D	15:02	X																			
CCV 240-235216/10-A	1		15:04	X																			
CCB 240-235216/11-A	1		15:06	X																			
240-66021-32	1	D	15:08	X																			
240-66021-33	1	D	15:10	X																			
240-66021-34	1	D	15:12	X																			
240-66021-35	1	D	15:15	X																			
240-66021-36	1	D	15:17	X																			
ZZZZZZ			15:19																				
ZZZZZZ			15:21																				

13-IN
ANALYSIS RUN LOG
METALS

Lab Name: TestAmerica Canton Job No.: 240-66021-1

SDG No.:

Instrument ID: H1 Method: 7470A

Start Date: 06/20/2016 10:21 End Date: 06/20/2016 16:37

Lab Sample ID	D / F	Type	Time	Analytes																			
				Hg																			
MB 240-234762/1-A	1	T	15:23	X																			
LCS 240-234762/2-A	1	T	15:26	X																			
240-66021-1	1	D	15:28	X																			
CCV 240-235216/10-A	1		15:30	X																			
CCB 240-235216/11-A	1		15:32	X																			
240-66021-1 MS	1	D	15:35	X																			
240-66021-1 MSD	1	D	15:37	X																			
240-66021-2	1	D	15:39	X																			
240-66021-3	1	D	15:42	X																			
240-66021-4	1	D	15:44	X																			
240-66021-5	1	D	15:46	X																			
240-66021-6	1	D	15:48	X																			
240-66021-7	1	D	15:50	X																			
240-66021-8	1	D	15:53	X																			
240-66021-9	1	D	15:55	X																			
CCV 240-235216/10-A	1		15:57	X																			
CCB 240-235216/11-A	1		16:01	X																			
240-66021-10	1	D	16:03	X																			
240-66021-11	1	D	16:05	X																			
240-66021-12	1	D	16:08	X																			
240-66021-13	1	D	16:11	X																			
240-66021-14	1	D	16:13	X																			
240-66021-15	1	D	16:15	X																			
240-66021-16	1	D	16:18	X																			
240-66021-17	1	D	16:20	X																			
240-66021-18	1	D	16:23	X																			
240-66021-19	1	D	16:25	X																			
CCV 240-235216/10-A	1		16:27	X																			
CCB 240-235216/11-A	1		16:30	X																			
240-66021-20	1	D	16:32	X																			
CCV 240-235216/10-A	1		16:34	X																			
CCB 240-235216/11-A	1		16:37	X																			

Prep Types
D = Dissolved
T = Total/NA

2A-IN
CALIBRATION VERIFICATIONS
METALS

Lab Name: TestAmerica Canton Job No.: 240-66021-1

SDG No.:

ICV Source: MTHgICV_00001_00019 Concentration Units: ug/L

CCV Source: MTHGCALW_01235

Analyte	ICV 240-235216/7-A 06/20/2016 10:35				CCV 240-235216/10-A 06/20/2016 14:08				CCV 240-235216/10-A 06/20/2016 14:36			
	Found	C	True	%R	Found	C	True	%R	Found	C	True	%R
Mercury	4.81		5.00	96	4.92		5.00	98	4.84		5.00	97

Note! Calculations are performed before rounding to avoid round-off errors in calculated results.
Italicized analytes were not requested for this sequence.

2A-IN
CALIBRATION VERIFICATIONS
METALS

Lab Name: TestAmerica Canton Job No.: 240-66021-1

SDG No.:

ICV Source: MTHgICV_00001_00019 Concentration Units: ug/L

CCV Source: MTHGCALW_01235

Analyte	CCV 240-235216/10-A 06/20/2016 15:04				CCV 240-235216/10-A 06/20/2016 15:30				CCV 240-235216/10-A 06/20/2016 15:57			
	Found	C	True	%R	Found	C	True	%R	Found	C	True	%R
Mercury	4.84		5.00	97	4.90		5.00	98	4.85		5.00	97

Note! Calculations are performed before rounding to avoid round-off errors in calculated results.
Italicized analytes were not requested for this sequence.

2A-IN
CALIBRATION VERIFICATIONS
METALS

Lab Name: TestAmerica Canton Job No.: 240-66021-1

SDG No.:

ICV Source: MTHgICV_00001_00019 Concentration Units: ug/L

CCV Source: MTHGCALW_01235

Analyte	CCV 240-235216/10-A 06/20/2016 16:27				CCV 240-235216/10-A 06/20/2016 16:34							
	Found	C	True	%R	Found	C	True	%R	Found	C	True	%R
Mercury	4.78		5.00	96	4.81		5.00	96				

Note! Calculations are performed before rounding to avoid round-off errors in calculated results.
Italicized analytes were not requested for this sequence.

2B-IN
CRQL CHECK STANDARD
METALS

Lab Name: TestAmerica Canton Job No.: 240-66021-1

SDG No.:

Method: 7470A Instrument ID: H1

Lab Sample ID: CRA 240-235216/9-A Concentration Units: ug/L

CRQL Check Standard Source: MTHGCALW_01235

Analyte	CRQL Check Standard				
	True	Found	Qualifiers	%R(1)	Limits
Mercury	0.200	0.170	J	85	50-150

Note! Calculations are performed before rounding to avoid round-off errors in calculated results.

FORM IIB-IN

3-IN
INSTRUMENT BLANKS
METALS

Lab Name: TestAmerica Canton Job No.: 240-66021-1

SDG No.:

Concentration Units: ug/L

Analyte	RL	ICB 240-235216/8-A 06/20/2016 10:38		CCB 240-235216/11-A 06/20/2016 14:10		CCB 240-235216/11-A 06/20/2016 14:39		CCB 240-235216/11-A 06/20/2016 15:06	
		Found	C	Found	C	Found	C	Found	C
Mercury	0.20	0.20	U	0.20	U	0.20	U	0.20	U

Italicized analytes were not requested for this sequence.

3-IN
INSTRUMENT BLANKS
METALS

Lab Name: TestAmerica Canton Job No.: 240-66021-1

SDG No.:

Concentration Units: ug/L

Analyte	RL	CCB 240-235216/11-A 06/20/2016 15:32		CCB 240-235216/11-A 06/20/2016 16:01		CCB 240-235216/11-A 06/20/2016 16:30		CCB 240-235216/11-A 06/20/2016 16:37	
		Found	C	Found	C	Found	C	Found	C
Mercury	0.20	0.20	U	0.20	U	0.20	U	0.20	U

Italicized analytes were not requested for this sequence.

12-IN
PREPARATION LOG
METALS

Lab Name: TestAmerica Canton Job No.: 240-66021-1

SDG No.:

Prep Method: 7470A

Lab Sample ID	Preparation Date	Prep Batch	Initial Weight	Initial Volume (mL)	Final Volume (mL)
MB 240-234762/1-A	06/16/2016 12:00	234762		50	50
LCS 240-234762/2-A	06/16/2016 12:00	234762		50	50
240-66021-1	06/16/2016 12:00	234762		50	50
240-66021-1 MS	06/16/2016 12:00	234762		50	50
240-66021-1 MSD	06/16/2016 12:00	234762		50	50
240-66021-2	06/16/2016 12:00	234762		50	50
240-66021-3	06/16/2016 12:00	234762		50	50
240-66021-4	06/16/2016 12:00	234762		50	50
240-66021-5	06/16/2016 12:00	234762		50	50
240-66021-6	06/16/2016 12:00	234762		50	50
240-66021-7	06/16/2016 12:00	234762		50	50
240-66021-8	06/16/2016 12:00	234762		50	50
240-66021-9	06/16/2016 12:00	234762		50	50
240-66021-10	06/16/2016 12:00	234762		50	50
240-66021-11	06/16/2016 12:00	234762		50	50
240-66021-12	06/16/2016 12:00	234762		50	50
240-66021-13	06/16/2016 12:00	234762		50	50
240-66021-14	06/16/2016 12:00	234762		50	50
240-66021-15	06/16/2016 12:00	234762		50	50
240-66021-16	06/16/2016 12:00	234762		50	50
240-66021-17	06/16/2016 12:00	234762		50	50
240-66021-18	06/16/2016 12:00	234762		50	50
240-66021-19	06/16/2016 12:00	234762		50	50
240-66021-20	06/16/2016 12:00	234762		50	50

3-IN
METHOD BLANK
METALS

Lab Name: TestAmerica Canton Job No.: 240-66021-1

SDG No.:

Concentration Units: ug/L Lab Sample ID: MB 240-234762/1-A

Instrument Code: H1 Batch No.: 235224

CAS No.	Analyte	Concentration	C	Q	Method
7439-97-6	Mercury	0.20	U		7470A

7A-IN
LAB CONTROL SAMPLE
METALS

Lab ID: LCS 240-234762/2-A

Lab Name: TestAmerica Canton Job No.: 240-66021-1

Sample Matrix: Water LCS Source: MTHGCALW_01233

Analyte	Water(ug/L)							
	True	Found	C	%R	Limits		Q	Method
Mercury	5.00	4.63		93	80	120		7470A

Calculations are performed before rounding to avoid round-off errors in calculated results.

FORM VIIA - IN

12-IN
PREPARATION LOG
METALS

Lab Name: TestAmerica Canton Job No.: 240-66021-1

SDG No.:

Prep Method: 7470A

Lab Sample ID	Preparation Date	Prep Batch	Initial Weight	Initial Volume (mL)	Final Volume (mL)
MB 240-234770/1-A	06/16/2016 10:22	234770		50	50
LCS 240-234770/2-A	06/16/2016 10:22	234770		50	50
240-66021-21	06/16/2016 10:22	234770		50	50
240-66021-21 MS	06/16/2016 10:22	234770		50	50
240-66021-21 MSD	06/16/2016 10:22	234770		50	50
240-66021-22	06/16/2016 10:22	234770		50	50
240-66021-23	06/16/2016 10:22	234770		50	50
240-66021-24	06/16/2016 10:22	234770		50	50
240-66021-25	06/16/2016 10:22	234770		50	50
240-66021-26	06/16/2016 10:22	234770		50	50
240-66021-27	06/16/2016 10:22	234770		50	50
240-66021-28	06/16/2016 10:22	234770		50	50
240-66021-29	06/16/2016 10:22	234770		50	50
240-66021-30	06/16/2016 10:22	234770		50	50
240-66021-31	06/16/2016 10:22	234770		50	50
240-66021-32	06/16/2016 10:22	234770		50	50
240-66021-33	06/16/2016 10:22	234770		50	50
240-66021-34	06/16/2016 10:22	234770		50	50
240-66021-35	06/16/2016 10:22	234770		50	50
240-66021-36	06/16/2016 10:22	234770		50	50

3-IN
METHOD BLANK
METALS

Lab Name: TestAmerica Canton Job No.: 240-66021-1

SDG No.:

Concentration Units: ug/L Lab Sample ID: MB 240-234770/1-A

Instrument Code: H1 Batch No.: 235224

CAS No.	Analyte	Concentration	C	Q	Method
7439-97-6	Mercury	0.20	U		7470A

7A-IN
LAB CONTROL SAMPLE
METALS

Lab ID: LCS 240-234770/2-A

Lab Name: TestAmerica Canton Job No.: 240-66021-1

Sample Matrix: Water LCS Source: MTHGCALW_01233

Analyte	Water(ug/L)							
	True	Found	C	%R	Limits		Q	Method
Mercury	5.00	4.72		94	80	120		7470A

Calculations are performed before rounding to avoid round-off errors in calculated results.

FORM VIIA - IN

13-IN
ANALYSIS RUN LOG
METALS

Lab Name: TestAmerica Canton Job No.: 240-66021-1

SDG No.:

Instrument ID: NOEQUIP Method: SM 2340B

Start Date: 06/20/2016 15:54 End Date: 06/20/2016 15:55

Lab Sample ID	D/F	Type	Time	Analytes																			
				CaCO3	HardCC	MgHARD																	
240-66021-1	1	D	15:54	X	X	X																	
240-66021-2	1	D	15:54	X	X	X																	
240-66021-3	1	D	15:54	X	X	X																	
240-66021-4	1	D	15:54	X	X	X																	
240-66021-5	1	D	15:54	X	X	X																	
240-66021-6	1	D	15:54	X	X	X																	
240-66021-7	1	D	15:54	X	X	X																	
240-66021-8	1	D	15:54	X	X	X																	
240-66021-9	1	D	15:54	X	X	X																	
240-66021-10	1	D	15:54	X	X	X																	
240-66021-11	1	D	15:54	X	X	X																	
240-66021-12	1	D	15:54	X	X	X																	
240-66021-13	1	D	15:54	X	X	X																	
240-66021-14	1	D	15:54	X	X	X																	
240-66021-15	1	D	15:54	X	X	X																	
240-66021-16	1	D	15:54	X	X	X																	
240-66021-17	1	D	15:54	X	X	X																	
240-66021-18	1	D	15:54	X	X	X																	
240-66021-19	1	D	15:54	X	X	X																	
240-66021-20	1	D	15:54	X	X	X																	
240-66021-21	1	D	15:55	X	X	X																	
240-66021-22	1	D	15:55	X	X	X																	
240-66021-23	1	D	15:55	X	X	X																	
240-66021-24	1	D	15:55	X	X	X																	
240-66021-25	1	D	15:55	X	X	X																	
240-66021-26	1	D	15:55	X	X	X																	
240-66021-27	1	D	15:55	X	X	X																	
240-66021-28	1	D	15:55	X	X	X																	
240-66021-29	1	D	15:55	X	X	X																	
240-66021-30	1	D	15:55	X	X	X																	
240-66021-31	1	D	15:55	X	X	X																	
240-66021-32	1	D	15:55	X	X	X																	
240-66021-33	1	D	15:55	X	X	X																	
240-66021-34	1	D	15:55	X	X	X																	
240-66021-35	1	D	15:55	X	X	X																	
240-66021-36	1	D	15:55	X	X	X																	
ZZZZZZ			15:55																				
ZZZZZZ			15:55																				
ZZZZZZ			15:55																				
ZZZZZZ			15:55																				

13-IN
ANALYSIS RUN LOG
METALS

Lab Name: TestAmerica Canton Job No.: 240-66021-1

SDG No.:

Instrument ID: NOEQUIP Method: SM 2340B

Start Date: 06/20/2016 15:54 End Date: 06/20/2016 15:55

Prep Types
D = Dissolved

METALS BATCH WORKSHEET

Lab Name: TestAmerica Canton Job No.: 240-66021-1

SDG No.:

Batch Number: 234759 Batch Start Date: 06/16/16 09:54 Batch Analyst: Colosi, Alexander J

Batch Method: 3005A Batch End Date: 06/16/16 17:54

Lab Sample ID	Client Sample ID	Method Chain	Basis	InitialAmount	FinalAmount	MTICPMS2 00025	MTICPMSA 00027	MTICPMSB 00028	MTTMHCL 00113
MB 240-234759/1		3005A, 6020		50 mL	50 mL				2.5 mL
LCS 240-234759/2		3005A, 6020		50 mL	50 mL	0.5 mL	0.5 mL	0.5 mL	2.5 mL
240-66021-D-1	MSA-SW37A-061416	3005A, 6020	D	50 mL	50 mL				2.5 mL
240-66021-D-1 MS	MSA-SW37A-061416	3005A, 6020	D	50 mL	50 mL	0.5 mL	0.5 mL	0.5 mL	2.5 mL
240-66021-D-1 MSD	MSA-SW37A-061416	3005A, 6020	D	50 mL	50 mL	0.5 mL	0.5 mL	0.5 mL	2.5 mL
240-66021-D-2	MSA-SW37B-061416	3005A, 6020	D	50 mL	50 mL				2.5 mL
240-66021-D-3	MSA-SW37C-061416	3005A, 6020	D	50 mL	50 mL				2.5 mL
240-66021-D-4	MSA-SW37D-061416	3005A, 6020	D	50 mL	50 mL				2.5 mL
240-66021-D-5	MSA-SW38A-061416	3005A, 6020	D	50 mL	50 mL				2.5 mL
240-66021-D-6	MSA-SW38B-061416	3005A, 6020	D	50 mL	50 mL				2.5 mL
240-66021-D-7	MSA-SW38C-061416	3005A, 6020	D	50 mL	50 mL				2.5 mL
240-66021-D-8	MSA-SW38D-061416	3005A, 6020	D	50 mL	50 mL				2.5 mL
240-66021-D-9	MSA-SW39A-061416	3005A, 6020	D	50 mL	50 mL				2.5 mL
240-66021-D-10	MSA-SW39B-061416	3005A, 6020	D	50 mL	50 mL				2.5 mL
240-66021-D-11	MSA-SW39C-061416	3005A, 6020	D	50 mL	50 mL				2.5 mL
240-66021-D-12	MSA-SW39D-061416	3005A, 6020	D	50 mL	50 mL				2.5 mL
240-66021-D-13	MSA-SW40A-061416	3005A, 6020	D	50 mL	50 mL				2.5 mL
240-66021-D-14	MSA-SW40B-061416	3005A, 6020	D	50 mL	50 mL				2.5 mL
240-66021-D-15	MSA-SW40C-061416	3005A, 6020	D	50 mL	50 mL				2.5 mL
240-66021-D-16	MSA-SW40D-061416	3005A, 6020	D	50 mL	50 mL				2.5 mL
240-66021-D-17	MSA-SW41A-061416	3005A, 6020	D	50 mL	50 mL				2.5 mL
240-66021-D-18	MSA-SW41B-061416	3005A, 6020	D	50 mL	50 mL				2.5 mL
240-66021-D-19	MSA-SW41C-061416	3005A, 6020	D	50 mL	50 mL				2.5 mL
240-66021-D-20	MSA-SW41D-061416	3005A, 6020	D	50 mL	50 mL				2.5 mL

Lab Sample ID	Client Sample ID	Method Chain	Basis	MTTMHNO3 00089					
MB 240-234759/1		3005A, 6020		1 mL					
LCS 240-234759/2		3005A, 6020		1 mL					

The pound sign (#) in the amount added field denotes that the reagent was used undiluted. All calculations are performed using the stated concentration for this reagent.

METALS BATCH WORKSHEET

Lab Name: TestAmerica Canton Job No.: 240-66021-1

SDG No.:

Batch Number: 234759 Batch Start Date: 06/16/16 09:54 Batch Analyst: Colosi, Alexander J

Batch Method: 3005A Batch End Date: 06/16/16 17:54

Lab Sample ID	Client Sample ID	Method Chain	Basis	MTTMHNO3 00089					
240-66021-D-1	MSA-SW37A-061416	3005A, 6020	D	1 mL					
240-66021-D-1 MS	MSA-SW37A-061416	3005A, 6020	D	1 mL					
240-66021-D-1 MSD	MSA-SW37A-061416	3005A, 6020	D	1 mL					
240-66021-D-2	MSA-SW37B-061416	3005A, 6020	D	1 mL					
240-66021-D-3	MSA-SW37C-061416	3005A, 6020	D	1 mL					
240-66021-D-4	MSA-SW37D-061416	3005A, 6020	D	1 mL					
240-66021-D-5	MSA-SW38A-061416	3005A, 6020	D	1 mL					
240-66021-D-6	MSA-SW38B-061416	3005A, 6020	D	1 mL					
240-66021-D-7	MSA-SW38C-061416	3005A, 6020	D	1 mL					
240-66021-D-8	MSA-SW38D-061416	3005A, 6020	D	1 mL					
240-66021-D-9	MSA-SW39A-061416	3005A, 6020	D	1 mL					
240-66021-D-10	MSA-SW39B-061416	3005A, 6020	D	1 mL					
240-66021-D-11	MSA-SW39C-061416	3005A, 6020	D	1 mL					
240-66021-D-12	MSA-SW39D-061416	3005A, 6020	D	1 mL					
240-66021-D-13	MSA-SW40A-061416	3005A, 6020	D	1 mL					
240-66021-D-14	MSA-SW40B-061416	3005A, 6020	D	1 mL					
240-66021-D-15	MSA-SW40C-061416	3005A, 6020	D	1 mL					
240-66021-D-16	MSA-SW40D-061416	3005A, 6020	D	1 mL					
240-66021-D-17	MSA-SW41A-061416	3005A, 6020	D	1 mL					
240-66021-D-18	MSA-SW41B-061416	3005A, 6020	D	1 mL					
240-66021-D-19	MSA-SW41C-061416	3005A, 6020	D	1 mL					
240-66021-D-20	MSA-SW41D-061416	3005A, 6020	D	1 mL					

Batch Notes	
Filter Paper ID	9672596
Hot Block ID	HB4
Pipette ID	MP3
Digestion Tube/Cup ID	1509104

The pound sign (#) in the amount added field denotes that the reagent was used undiluted. All calculations are performed using the stated concentration for this reagent.

METALS BATCH WORKSHEET

Lab Name: TestAmerica Canton Job No.: 240-66021-1

SDG No.:

Batch Number: 234759 Batch Start Date: 06/16/16 09:54 Batch Analyst: Colosi, Alexander J

Batch Method: 3005A Batch End Date: 06/16/16 17:54

Basis	Basis Description
D	Dissolved

The pound sign (#) in the amount added field denotes that the reagent was used undiluted. All calculations are performed using the stated concentration for this reagent.

METALS BATCH WORKSHEET

Lab Name: TestAmerica Canton Job No.: 240-66021-1

SDG No.:

Batch Number: 234768 Batch Start Date: 06/16/16 10:10 Batch Analyst: Colosi, Alexander J

Batch Method: 3005A Batch End Date: 06/16/16 18:10

Lab Sample ID	Client Sample ID	Method Chain	Basis	InitialAmount	FinalAmount	MTICPMS2 00025	MTICPMSA 00027	MTICPMSB 00028	MTTMHCL 00113
MB 240-234768/1		3005A, 6020		50 mL	50 mL				2.5 mL
LCS 240-234768/2		3005A, 6020		50 mL	50 mL	0.5 mL	0.5 mL	0.5 mL	2.5 mL
240-66021-D-21	MSA-SW42A-061416	3005A, 6020	D	50 mL	50 mL				2.5 mL
240-66021-D-21 MS	MSA-SW42A-061416	3005A, 6020	D	50 mL	50 mL	0.5 mL	0.5 mL	0.5 mL	2.5 mL
240-66021-D-21 MSD	MSA-SW42A-061416	3005A, 6020	D	50 mL	50 mL	0.5 mL	0.5 mL	0.5 mL	2.5 mL
240-66021-D-22	MSA-SW42B-061416	3005A, 6020	D	50 mL	50 mL				2.5 mL
240-66021-D-23	MSA-SW42C-061416	3005A, 6020	D	50 mL	50 mL				2.5 mL
240-66021-D-24	MSA-SW42D-061416	3005A, 6020	D	50 mL	50 mL				2.5 mL
240-66021-D-25	MSA-SW43A-061416	3005A, 6020	D	50 mL	50 mL				2.5 mL
240-66021-D-26	MSA-SW43B-061416	3005A, 6020	D	50 mL	50 mL				2.5 mL
240-66021-D-27	MSA-SW43C-061416	3005A, 6020	D	50 mL	50 mL				2.5 mL
240-66021-D-28	MSA-SW43D-061416	3005A, 6020	D	50 mL	50 mL				2.5 mL
240-66021-D-29	MSA-SW44A-061416	3005A, 6020	D	50 mL	50 mL				2.5 mL
240-66021-D-30	MSA-SW44B-061416	3005A, 6020	D	50 mL	50 mL				2.5 mL
240-66021-D-31	MSA-SW44C-061416	3005A, 6020	D	50 mL	50 mL				2.5 mL
240-66021-D-32	MSA-SW44D-061416	3005A, 6020	D	50 mL	50 mL				2.5 mL
240-66021-D-33	MSA-SW45A-061416	3005A, 6020	D	50 mL	50 mL				2.5 mL
240-66021-D-34	MSA-SW45B-061416	3005A, 6020	D	50 mL	50 mL				2.5 mL
240-66021-D-35	MSA-SW45C-061416	3005A, 6020	D	50 mL	50 mL				2.5 mL
240-66021-D-36	MSA-SW45D-061416	3005A, 6020	D	50 mL	50 mL				2.5 mL

Lab Sample ID	Client Sample ID	Method Chain	Basis	MTTMHNO3 00089					
MB 240-234768/1		3005A, 6020		1 mL					
LCS 240-234768/2		3005A, 6020		1 mL					
240-66021-D-21	MSA-SW42A-061416	3005A, 6020	D	1 mL					
240-66021-D-21 MS	MSA-SW42A-061416	3005A, 6020	D	1 mL					
240-66021-D-21 MSD	MSA-SW42A-061416	3005A, 6020	D	1 mL					
240-66021-D-22	MSA-SW42B-061416	3005A, 6020	D	1 mL					

The pound sign (#) in the amount added field denotes that the reagent was used undiluted. All calculations are performed using the stated concentration for this reagent.

METALS BATCH WORKSHEET

Lab Name: TestAmerica Canton Job No.: 240-66021-1

SDG No.:

Batch Number: 234768 Batch Start Date: 06/16/16 10:10 Batch Analyst: Colosi, Alexander J

Batch Method: 3005A Batch End Date: 06/16/16 18:10

Lab Sample ID	Client Sample ID	Method Chain	Basis	MTTMHNO3 00089					
240-66021-D-23	MSA-SW42C-061416	3005A, 6020	D	1 mL					
240-66021-D-24	MSA-SW42D-061416	3005A, 6020	D	1 mL					
240-66021-D-25	MSA-SW43A-061416	3005A, 6020	D	1 mL					
240-66021-D-26	MSA-SW43B-061416	3005A, 6020	D	1 mL					
240-66021-D-27	MSA-SW43C-061416	3005A, 6020	D	1 mL					
240-66021-D-28	MSA-SW43D-061416	3005A, 6020	D	1 mL					
240-66021-D-29	MSA-SW44A-061416	3005A, 6020	D	1 mL					
240-66021-D-30	MSA-SW44B-061416	3005A, 6020	D	1 mL					
240-66021-D-31	MSA-SW44C-061416	3005A, 6020	D	1 mL					
240-66021-D-32	MSA-SW44D-061416	3005A, 6020	D	1 mL					
240-66021-D-33	MSA-SW45A-061416	3005A, 6020	D	1 mL					
240-66021-D-34	MSA-SW45B-061416	3005A, 6020	D	1 mL					
240-66021-D-35	MSA-SW45C-061416	3005A, 6020	D	1 mL					
240-66021-D-36	MSA-SW45D-061416	3005A, 6020	D	1 mL					

Batch Notes	
Filter Paper ID	9672596
Hot Block ID	HB4
Pipette ID	MP3
Digestion Tube/Cup ID	1509104

Basis	Basis Description
D	Dissolved

The pound sign (#) in the amount added field denotes that the reagent was used undiluted. All calculations are performed using the stated concentration for this reagent.

METALS BATCH WORKSHEET

Lab Name: TestAmerica Canton Job No.: 240-66021-1

SDG No.:

Batch Number: 234762 Batch Start Date: 06/16/16 12:00 Batch Analyst: Colosi, Alexander J

Batch Method: 7470A Batch End Date: 06/16/16 14:00

Lab Sample ID	Client Sample ID	Method Chain	Basis	InitialAmount	FinalAmount	K2S2O8 00044	MTH2S04 00031	MTHGCALW 01233	MTKMN04W 00108
MB 240-234762/1		7470A, 7470A		50 mL	50 mL	4 mL	2.5 mL		7.5 mL
LCS 240-234762/2		7470A, 7470A		50 mL	50 mL	4 mL	2.5 mL	2.5 mL	7.5 mL
240-66021-D-1	MSA-SW37A-061416	7470A, 7470A	D	50 mL	50 mL	4 mL	2.5 mL		7.5 mL
240-66021-D-1 MS	MSA-SW37A-061416	7470A, 7470A	D	50 mL	50 mL	4 mL	2.5 mL	0.5 mL	7.5 mL
240-66021-D-1 MSD	MSA-SW37A-061416	7470A, 7470A	D	50 mL	50 mL	4 mL	2.5 mL	0.5 mL	7.5 mL
240-66021-D-2	MSA-SW37B-061416	7470A, 7470A	D	50 mL	50 mL	4 mL	2.5 mL		7.5 mL
240-66021-D-3	MSA-SW37C-061416	7470A, 7470A	D	50 mL	50 mL	4 mL	2.5 mL		7.5 mL
240-66021-D-4	MSA-SW37D-061416	7470A, 7470A	D	50 mL	50 mL	4 mL	2.5 mL		7.5 mL
240-66021-D-5	MSA-SW38A-061416	7470A, 7470A	D	50 mL	50 mL	4 mL	2.5 mL		7.5 mL
240-66021-D-6	MSA-SW38B-061416	7470A, 7470A	D	50 mL	50 mL	4 mL	2.5 mL		7.5 mL
240-66021-D-7	MSA-SW38C-061416	7470A, 7470A	D	50 mL	50 mL	4 mL	2.5 mL		7.5 mL
240-66021-D-8	MSA-SW38D-061416	7470A, 7470A	D	50 mL	50 mL	4 mL	2.5 mL		7.5 mL
240-66021-D-9	MSA-SW39A-061416	7470A, 7470A	D	50 mL	50 mL	4 mL	2.5 mL		7.5 mL
240-66021-D-10	MSA-SW39B-061416	7470A, 7470A	D	50 mL	50 mL	4 mL	2.5 mL		7.5 mL
240-66021-D-11	MSA-SW39C-061416	7470A, 7470A	D	50 mL	50 mL	4 mL	2.5 mL		7.5 mL
240-66021-D-12	MSA-SW39D-061416	7470A, 7470A	D	50 mL	50 mL	4 mL	2.5 mL		7.5 mL
240-66021-D-13	MSA-SW40A-061416	7470A, 7470A	D	50 mL	50 mL	4 mL	2.5 mL		7.5 mL
240-66021-D-14	MSA-SW40B-061416	7470A, 7470A	D	50 mL	50 mL	4 mL	2.5 mL		7.5 mL
240-66021-D-15	MSA-SW40C-061416	7470A, 7470A	D	50 mL	50 mL	4 mL	2.5 mL		7.5 mL
240-66021-D-16	MSA-SW40D-061416	7470A, 7470A	D	50 mL	50 mL	4 mL	2.5 mL		7.5 mL
240-66021-D-17	MSA-SW41A-061416	7470A, 7470A	D	50 mL	50 mL	4 mL	2.5 mL		7.5 mL
240-66021-D-18	MSA-SW41B-061416	7470A, 7470A	D	50 mL	50 mL	4 mL	2.5 mL		7.5 mL
240-66021-D-19	MSA-SW41C-061416	7470A, 7470A	D	50 mL	50 mL	4 mL	2.5 mL		7.5 mL
240-66021-D-20	MSA-SW41D-061416	7470A, 7470A	D	50 mL	50 mL	4 mL	2.5 mL		7.5 mL

Lab Sample ID	Client Sample ID	Method Chain	Basis	MTTMHNO3 00089					
MB 240-234762/1		7470A, 7470A		1.25 mL					
LCS 240-234762/2		7470A, 7470A		1.25 mL					

The pound sign (#) in the amount added field denotes that the reagent was used undiluted. All calculations are performed using the stated concentration for this reagent.

METALS BATCH WORKSHEET

Lab Name: TestAmerica Canton Job No.: 240-66021-1

SDG No.:

Batch Number: 234762 Batch Start Date: 06/16/16 12:00 Batch Analyst: Colosi, Alexander J

Batch Method: 7470A Batch End Date: 06/16/16 14:00

Lab Sample ID	Client Sample ID	Method Chain	Basis	MTTMHNO3 00089					
240-66021-D-1	MSA-SW37A-061416	7470A, 7470A	D	1.25 mL					
240-66021-D-1 MS	MSA-SW37A-061416	7470A, 7470A	D	1.25 mL					
240-66021-D-1 MSD	MSA-SW37A-061416	7470A, 7470A	D	1.25 mL					
240-66021-D-2	MSA-SW37B-061416	7470A, 7470A	D	1.25 mL					
240-66021-D-3	MSA-SW37C-061416	7470A, 7470A	D	1.25 mL					
240-66021-D-4	MSA-SW37D-061416	7470A, 7470A	D	1.25 mL					
240-66021-D-5	MSA-SW38A-061416	7470A, 7470A	D	1.25 mL					
240-66021-D-6	MSA-SW38B-061416	7470A, 7470A	D	1.25 mL					
240-66021-D-7	MSA-SW38C-061416	7470A, 7470A	D	1.25 mL					
240-66021-D-8	MSA-SW38D-061416	7470A, 7470A	D	1.25 mL					
240-66021-D-9	MSA-SW39A-061416	7470A, 7470A	D	1.25 mL					
240-66021-D-10	MSA-SW39B-061416	7470A, 7470A	D	1.25 mL					
240-66021-D-11	MSA-SW39C-061416	7470A, 7470A	D	1.25 mL					
240-66021-D-12	MSA-SW39D-061416	7470A, 7470A	D	1.25 mL					
240-66021-D-13	MSA-SW40A-061416	7470A, 7470A	D	1.25 mL					
240-66021-D-14	MSA-SW40B-061416	7470A, 7470A	D	1.25 mL					
240-66021-D-15	MSA-SW40C-061416	7470A, 7470A	D	1.25 mL					
240-66021-D-16	MSA-SW40D-061416	7470A, 7470A	D	1.25 mL					
240-66021-D-17	MSA-SW41A-061416	7470A, 7470A	D	1.25 mL					
240-66021-D-18	MSA-SW41B-061416	7470A, 7470A	D	1.25 mL					
240-66021-D-19	MSA-SW41C-061416	7470A, 7470A	D	1.25 mL					
240-66021-D-20	MSA-SW41D-061416	7470A, 7470A	D	1.25 mL					

Batch Notes	
Batch Comment	Take out temps within range
Hot Block ID	C1
Pipette ID	MP1-MP2
Digestion Tube/Cup ID	1509104

The pound sign (#) in the amount added field denotes that the reagent was used undiluted. All calculations are performed using the stated concentration for this reagent.

METALS BATCH WORKSHEET

Lab Name: TestAmerica Canton Job No.: 240-66021-1

SDG No.:

Batch Number: 234762 Batch Start Date: 06/16/16 12:00 Batch Analyst: Colosi, Alexander J

Batch Method: 7470A Batch End Date: 06/16/16 14:00

Basis	Basis Description
D	Dissolved

The pound sign (#) in the amount added field denotes that the reagent was used undiluted. All calculations are performed using the stated concentration for this reagent.

METALS BATCH WORKSHEET

Lab Name: TestAmerica Canton Job No.: 240-66021-1

SDG No.:

Batch Number: 234770 Batch Start Date: 06/16/16 12:00 Batch Analyst: Colosi, Alexander J

Batch Method: 7470A Batch End Date: 06/16/16 14:00

Lab Sample ID	Client Sample ID	Method Chain	Basis	InitialAmount	FinalAmount	K2S2O8 00044	MTH2S04 00031	MTHGCALW 01233	MTKMN04W 00108
MB 240-234770/1		7470A, 7470A		50 mL	50 mL	4 mL	2.5 mL		7.5 mL
LCS 240-234770/2		7470A, 7470A		50 mL	50 mL	4 mL	2.5 mL	2.5 mL	7.5 mL
240-66021-D-21	MSA-SW42A-061416	7470A, 7470A	D	50 mL	50 mL	4 mL	2.5 mL		7.5 mL
240-66021-D-21 MS	MSA-SW42A-061416	7470A, 7470A	D	50 mL	50 mL	4 mL	2.5 mL	0.5 mL	7.5 mL
240-66021-D-21 MSD	MSA-SW42A-061416	7470A, 7470A	D	50 mL	50 mL	4 mL	2.5 mL	0.5 mL	7.5 mL
240-66021-D-22	MSA-SW42B-061416	7470A, 7470A	D	50 mL	50 mL	4 mL	2.5 mL		7.5 mL
240-66021-D-23	MSA-SW42C-061416	7470A, 7470A	D	50 mL	50 mL	4 mL	2.5 mL		7.5 mL
240-66021-D-24	MSA-SW42D-061416	7470A, 7470A	D	50 mL	50 mL	4 mL	2.5 mL		7.5 mL
240-66021-D-25	MSA-SW43A-061416	7470A, 7470A	D	50 mL	50 mL	4 mL	2.5 mL		7.5 mL
240-66021-D-26	MSA-SW43B-061416	7470A, 7470A	D	50 mL	50 mL	4 mL	2.5 mL		7.5 mL
240-66021-D-27	MSA-SW43C-061416	7470A, 7470A	D	50 mL	50 mL	4 mL	2.5 mL		7.5 mL
240-66021-D-28	MSA-SW43D-061416	7470A, 7470A	D	50 mL	50 mL	4 mL	2.5 mL		7.5 mL
240-66021-D-29	MSA-SW44A-061416	7470A, 7470A	D	50 mL	50 mL	4 mL	2.5 mL		7.5 mL
240-66021-D-30	MSA-SW44B-061416	7470A, 7470A	D	50 mL	50 mL	4 mL	2.5 mL		7.5 mL
240-66021-D-31	MSA-SW44C-061416	7470A, 7470A	D	50 mL	50 mL	4 mL	2.5 mL		7.5 mL
240-66021-D-32	MSA-SW44D-061416	7470A, 7470A	D	50 mL	50 mL	4 mL	2.5 mL		7.5 mL
240-66021-D-33	MSA-SW45A-061416	7470A, 7470A	D	50 mL	50 mL	4 mL	2.5 mL		7.5 mL
240-66021-D-34	MSA-SW45B-061416	7470A, 7470A	D	50 mL	50 mL	4 mL	2.5 mL		7.5 mL
240-66021-D-35	MSA-SW45C-061416	7470A, 7470A	D	50 mL	50 mL	4 mL	2.5 mL		7.5 mL
240-66021-D-36	MSA-SW45D-061416	7470A, 7470A	D	50 mL	50 mL	4 mL	2.5 mL		7.5 mL

Lab Sample ID	Client Sample ID	Method Chain	Basis	MTTMHNO3 00089					
MB 240-234770/1		7470A, 7470A		1.25 mL					
LCS 240-234770/2		7470A, 7470A		1.25 mL					
240-66021-D-21	MSA-SW42A-061416	7470A, 7470A	D	1.25 mL					
240-66021-D-21 MS	MSA-SW42A-061416	7470A, 7470A	D	1.25 mL					
240-66021-D-21 MSD	MSA-SW42A-061416	7470A, 7470A	D	1.25 mL					
240-66021-D-22	MSA-SW42B-061416	7470A, 7470A	D	1.25 mL					

The pound sign (#) in the amount added field denotes that the reagent was used undiluted. All calculations are performed using the stated concentration for this reagent.

METALS BATCH WORKSHEET

Lab Name: TestAmerica Canton Job No.: 240-66021-1

SDG No.:

Batch Number: 234770 Batch Start Date: 06/16/16 12:00 Batch Analyst: Colosi, Alexander J

Batch Method: 7470A Batch End Date: 06/16/16 14:00

Lab Sample ID	Client Sample ID	Method Chain	Basis	MTTMHNO3 00089					
240-66021-D-23	MSA-SW42C-061416	7470A, 7470A	D	1.25 mL					
240-66021-D-24	MSA-SW42D-061416	7470A, 7470A	D	1.25 mL					
240-66021-D-25	MSA-SW43A-061416	7470A, 7470A	D	1.25 mL					
240-66021-D-26	MSA-SW43B-061416	7470A, 7470A	D	1.25 mL					
240-66021-D-27	MSA-SW43C-061416	7470A, 7470A	D	1.25 mL					
240-66021-D-28	MSA-SW43D-061416	7470A, 7470A	D	1.25 mL					
240-66021-D-29	MSA-SW44A-061416	7470A, 7470A	D	1.25 mL					
240-66021-D-30	MSA-SW44B-061416	7470A, 7470A	D	1.25 mL					
240-66021-D-31	MSA-SW44C-061416	7470A, 7470A	D	1.25 mL					
240-66021-D-32	MSA-SW44D-061416	7470A, 7470A	D	1.25 mL					
240-66021-D-33	MSA-SW45A-061416	7470A, 7470A	D	1.25 mL					
240-66021-D-34	MSA-SW45B-061416	7470A, 7470A	D	1.25 mL					
240-66021-D-35	MSA-SW45C-061416	7470A, 7470A	D	1.25 mL					
240-66021-D-36	MSA-SW45D-061416	7470A, 7470A	D	1.25 mL					

Batch Notes	
Batch Comment	Take out temps within range
Hot Block ID	C1
Pipette ID	MP1-MP2
Digestion Tube/Cup ID	1509104

Basis	Basis Description
D	Dissolved

The pound sign (#) in the amount added field denotes that the reagent was used undiluted. All calculations are performed using the stated concentration for this reagent.

METALS BATCH WORKSHEET

Lab Name: TestAmerica Canton Job No.: 240-66021-1

SDG No.:

Batch Number: 235216 Batch Start Date: 06/20/16 07:00 Batch Analyst: Dillon, William K

Batch Method: 7470A Batch End Date: 06/20/16 09:00

Lab Sample ID	Client Sample ID	Method Chain	Basis	InitialAmount	FinalAmount	K2S2O8 00044	MTH2S04 00031	MTHGCALW 01235	MTHgICV_00001 00019
ICV 240-235216/7		7470A, 7470A		50 mL	50 mL	4 mL	2.5 mL		2.5 mL
ICB 240-235216/8		7470A, 7470A		50 mL	50 mL	4 mL	2.5 mL		
CRA 240-235216/9		7470A, 7470A		50 mL	50 mL	4 mL	2.5 mL	0.1 mL	
CCV 240-235216/10		7470A, 7470A		50 mL	50 mL	4 mL	2.5 mL	2.5 mL	
CCB 240-235216/11		7470A, 7470A		50 mL	50 mL	4 mL	2.5 mL		

Lab Sample ID	Client Sample ID	Method Chain	Basis	MTKMN04W 00108	MTTMHNO3 00089				
ICV 240-235216/7		7470A, 7470A		7.5 mL	1.25 mL				
ICB 240-235216/8		7470A, 7470A		7.5 mL	1.25 mL				
CRA 240-235216/9		7470A, 7470A		7.5 mL	1.25 mL				
CCV 240-235216/10		7470A, 7470A		7.5 mL	1.25 mL				
CCB 240-235216/11		7470A, 7470A		7.5 mL	1.25 mL				

Batch Notes	
Batch Comment	take out temp in range
Hot Block ID	C3
Pipette ID	A6, MP1, MP2
Digestion Tube/Cup ID	1509104

Basis	Basis Description

The pound sign (#) in the amount added field denotes that the reagent was used undiluted. All calculations are performed using the stated concentration for this reagent.

TETRA TECH

INTERNAL CORRESPONDENCE

TO: **M. MARTIN** **DATE:** **JULY 7, 2016**

FROM: **MICHELLE L. ALLEN** **COPIES:** **DV FILE**

SUBJECT: **INORGANIC DATA VALIDATION – HEXAVALENT CHROMIUM**
LOCKHEED MARTIN CORPORATION (LMC) – MARTIN STATE AIRPORT (MSA)
FROG MORTAR CREEK
SAMPLE DELIVERY GROUP (SDG) TMM-070

SAMPLES: 36/Aqueous/Hexavalent Chromium

MSA-SW37A-061416	MSA-SW37B-061416	MSA-SW37C-061416
MSA-SW37D-061416	MSA-SW38A-061416	MSA-SW38B-061416
MSA-SW38C-061416	MSA-SW38D-061416	MSA-SW39A-061416
MSA-SW39B-061416	MSA-SW39C-061416	MSA-SW39D-061416
MSA-SW40A-061416	MSA-SW40B-061416	MSA-SW40C-061416
MSA-SW40D-061416	MSA-SW41A-061416	MSA-SW41B-061416
MSA-SW41C-061416	MSA-SW41D-061416	MSA-SW42A-061416
MSA-SW42B-061416	MSA-SW42C-061416	MSA-SW42D-061416
MSA-SW43A-061416	MSA-SW43B-061416	MSA-SW43C-061416
MSA-SW43D-061416	MSA-SW44A-061416	MSA-SW44B-061416
MSA-SW44C-061416	MSA-SW44D-061416	MSA-SW45A-061416
MSA-SW45B-061416	MSA-SW45C-061416	MSA-SW45D-061416

Overview

The sample set for LMC – MSA Frog Mortar Creek, SDG TMM-070 consisted of thirty-six (36) aqueous environmental samples. All thirty-six (36) aqueous samples were analyzed for hexavalent chromium. No field duplicate pair was included in the sample delivery group (SDG).

The samples were collected by Tetra Tech, Inc. on June 14, 2016 and analyzed by ALS Environmental. All analyses were conducted in accordance with EPA Method 218.6 analytical and reporting protocols.

The data contained in these SDGs were validated with regard to the following parameters: data completeness, holding times and sample preservation, initial/continuing calibrations, laboratory method blank results, laboratory control sample results, matrix spike/matrix spike duplicate results, chromatographic resolution, analyte quantitation, and detection limits. Areas of concern are listed below.

Major

No major issues were identified.

Minor

No minor issues were identified.

Notes

All samples were properly preserved to a pH of 9.0 – 9.5 and analyzed within 24 hours of sample receipt.

The non-detected results were reported to the Method Detection Limit (MDL).

Executive Summary

Laboratory Performance: None.

Other Factors Affecting Data Quality: None.

The data for these analyses were reviewed with reference to the "National Functional Guidelines for Inorganic Review" (August 2014). The text of this report has been formulated to address only those areas affecting data quality.

Tetra Tech, Inc.
Michelle L. Allen
Chemist/Data Validator

Tetra Tech, Inc.
Joseph A. Samchuck
Data Validation Manager

Attachments:
Appendix A – Qualified Analytical Results
Appendix B – Results as Reported by the Laboratory
Appendix C – Support Documentation

Appendix A

Qualified Analytical Results

Qualifier Codes:

A = Lab Blank Contamination
B = Field Blank Contamination
C = Calibration Noncompliance (i.e., % RSDs, %Ds, ICVs, CCVs, RRFs, etc.)
C01 = GC/MS Tuning Noncompliance
D = MS/MSD Recovery Noncompliance
E = LCS/LCSD Recovery Noncompliance
F = Lab Duplicate Imprecision
G = Field Duplicate Imprecision
H = Holding Time Exceedance
I = ICP Serial Dilution Noncompliance
J = ICP PDS Recovery Noncompliance; MSA's r < 0.995
K = ICP Interference - includes ICS % R Noncompliance
L = Instrument Calibration Range Exceedance
M = Sample Preservation Noncompliance
N = Internal Standard Noncompliance
N01 = Internal Standard Recovery Noncompliance Dioxins
N02 = Recovery Standard Noncompliance Dioxins
N03 = Clean-up Standard Noncompliance Dioxins
O = Poor Instrument Performance (i.e., base-time drifting)
P = Uncertainty near detection limit (< 2 x IDL for inorganics and <CRQL for organics)
Q = Other problems (can encompass a number of issues; i.e.chromatography,interferences, etc.)
R = Surrogates Recovery Noncompliance
S = Pesticide/PCB Resolution
T = % Breakdown Noncompliance for DDT and Endrin
U = RPD between columns/detectors >40% for positive results determined via GC/HPLC
V = Non-linear calibrations; correlation coefficient r < 0.995
W = EMPC result
X = Signal to noise response drop
Y = Percent solids <30%
Z = Uncertainty at 2 standard deviations is greater than sample activity
Z1 = Tentatively Identified Compound considered presumptively present
Z2 = Tentatively Identified Compound column bleed
Z3 = Tentatively Identified Compound aldol condensate
Z4 = Sample activity is less than the at uncertainty at 3 standard deviations and greater than the MDC
Z5 = Sample activity is less than the at uncertainty at 3 standard deviations and less than the MDC

PROJ_NO: 07804	NSAMPLE	MSA-SW37A-061416			MSA-SW37B-061416			MSA-SW37C-061416			MSA-SW37D-061416		
SDG: TMM-070	LAB_ID	2151116001			2151116002			2151116003			2151116004		
FRACTION: MISC	SAMP_DATE	6/14/2016			6/14/2016			6/14/2016			6/14/2016		
MEDIA: WATER	QC_TYPE	NM			NM			NM			NM		
	UNITS	UG/L			UG/L			UG/L			UG/L		
	PCT_SOLIDS	0.0			0.0			0.0			0.0		
	DUP_OF												
PARAMETER		RESULT	VQL	QLCD	RESULT	VQL	QLCD	RESULT	VQL	QLCD	RESULT	VQL	QLCD
HEXAVALENT CHROMIUM		0.052	U		0.052	U		0.052	U		0.052	U	

PROJ_NO: 07804	NSAMPLE	MSA-SW38A-061416			MSA-SW38B-061416			MSA-SW38C-061416			MSA-SW38D-061416		
SDG: TMM-070	LAB_ID	2151116005			2151116006			2151116007			2151116008		
FRACTION: MISC	SAMP_DATE	6/14/2016			6/14/2016			6/14/2016			6/14/2016		
MEDIA: WATER	QC_TYPE	NM			NM			NM			NM		
	UNITS	UG/L			UG/L			UG/L			UG/L		
	PCT_SOLIDS	0.0			0.0			0.0			0.0		
	DUP_OF												
PARAMETER		RESULT	VQL	QLCD	RESULT	VQL	QLCD	RESULT	VQL	QLCD	RESULT	VQL	QLCD
HEXAVALENT CHROMIUM		0.052	U		0.052	U		0.052	U		0.052	U	

PROJ_NO: 07804	NSAMPLE	MSA-SW39A-061416			MSA-SW39B-061416			MSA-SW39C-061416			MSA-SW39D-061416		
SDG: TMM-070	LAB_ID	2151116009			2151116010			2151116011			2151116012		
FRACTION: MISC	SAMP_DATE	6/14/2016			6/14/2016			6/14/2016			6/14/2016		
MEDIA: WATER	QC_TYPE	NM			NM			NM			NM		
	UNITS	UG/L			UG/L			UG/L			UG/L		
	PCT_SOLIDS	0.0			0.0			0.0			0.0		
	DUP_OF												
PARAMETER		RESULT	VQL	QLCD	RESULT	VQL	QLCD	RESULT	VQL	QLCD	RESULT	VQL	QLCD
HEXAVALENT CHROMIUM		0.052	U		0.052	U		0.052	U		0.052	U	

PROJ_NO: 07804	NSAMPLE	MSA-SW40A-061416			MSA-SW40B-061416			MSA-SW40C-061416			MSA-SW40D-061416		
SDG: TMM-070	LAB_ID	2151116013			2151116014			2151116015			2151116016		
FRACTION: MISC	SAMP_DATE	6/14/2016			6/14/2016			6/14/2016			6/14/2016		
MEDIA: WATER	QC_TYPE	NM			NM			NM			NM		
	UNITS	UG/L			UG/L			UG/L			UG/L		
	PCT_SOLIDS	0.0			0.0			0.0			0.0		
	DUP_OF												
PARAMETER		RESULT	VQL	QLCD	RESULT	VQL	QLCD	RESULT	VQL	QLCD	RESULT	VQL	QLCD
HEXAVALENT CHROMIUM		0.052	U		0.052	U		0.052	U		0.052	U	

PROJ_NO: 07804	NSAMPLE	MSA-SW41A-061416			MSA-SW41B-061416			MSA-SW41C-061416			MSA-SW41D-061416		
SDG: TMM-070	LAB_ID	2151116017			2151116018			2151116019			2151116020		
FRACTION: MISC	SAMP_DATE	6/14/2016			6/14/2016			6/14/2016			6/14/2016		
MEDIA: WATER	QC_TYPE	NM			NM			NM			NM		
	UNITS	UG/L			UG/L			UG/L			UG/L		
	PCT_SOLIDS	0.0			0.0			0.0			0.0		
	DUP_OF												
PARAMETER		RESULT	VQL	QLCD	RESULT	VQL	QLCD	RESULT	VQL	QLCD	RESULT	VQL	QLCD
HEXAVALENT CHROMIUM		0.052	U		0.052	U		0.052	U		0.052	U	

PROJ_NO: 07804	NSAMPLE	MSA-SW42A-061416			MSA-SW42B-061416			MSA-SW42C-061416			MSA-SW42D-061416		
SDG: TMM-070	LAB_ID	2151116021			2151116022			2151116023			2151116024		
FRACTION: MISC	SAMP_DATE	6/14/2016			6/14/2016			6/14/2016			6/14/2016		
MEDIA: WATER	QC_TYPE	NM			NM			NM			NM		
	UNITS	UG/L			UG/L			UG/L			UG/L		
	PCT_SOLIDS	0.0			0.0			0.0			0.0		
	DUP_OF												
PARAMETER		RESULT	VQL	QLCD	RESULT	VQL	QLCD	RESULT	VQL	QLCD	RESULT	VQL	QLCD
HEXAVALENT CHROMIUM		0.052	U		0.052	U		0.052	U		0.052	U	

PROJ_NO: 07804	NSAMPLE	MSA-SW43A-061416			MSA-SW43B-061416			MSA-SW43C-061416			MSA-SW43D-061416		
SDG: TMM-070	LAB_ID	2151116025			2151116026			2151116027			2151116028		
FRACTION: MISC	SAMP_DATE	6/14/2016			6/14/2016			6/14/2016			6/14/2016		
MEDIA: WATER	QC_TYPE	NM			NM			NM			NM		
	UNITS	UG/L			UG/L			UG/L			UG/L		
	PCT_SOLIDS	0.0			0.0			0.0			0.0		
	DUP_OF												
PARAMETER		RESULT	VQL	QLCD	RESULT	VQL	QLCD	RESULT	VQL	QLCD	RESULT	VQL	QLCD
HEXAVALENT CHROMIUM		0.052	U		0.052	U		0.052	U		0.052	U	

PROJ_NO: 07804	NSAMPLE	MSA-SW44A-061416			MSA-SW44B-061416			MSA-SW44C-061416			MSA-SW44D-061416		
SDG: TMM-070	LAB_ID	2151116029			2151116030			2151116031			2151116032		
FRACTION: MISC	SAMP_DATE	6/14/2016			6/14/2016			6/14/2016			6/14/2016		
MEDIA: WATER	QC_TYPE	NM			NM			NM			NM		
	UNITS	UG/L			UG/L			UG/L			UG/L		
	PCT_SOLIDS	0.0			0.0			0.0			0.0		
	DUP_OF												
PARAMETER		RESULT	VQL	QLCD	RESULT	VQL	QLCD	RESULT	VQL	QLCD	RESULT	VQL	QLCD
HEXAVALENT CHROMIUM		0.052	U		0.052	U		0.052	U		0.052	U	

PROJ_NO: 07804	NSAMPLE	MSA-SW45A-061416			MSA-SW45B-061416			MSA-SW45C-061416			MSA-SW45D-061416		
SDG: TMM-070	LAB_ID	2151116033			2151116034			2151116035			2151116036		
FRACTION: MISC	SAMP_DATE	6/14/2016			6/14/2016			6/14/2016			6/14/2016		
MEDIA: WATER	QC_TYPE	NM			NM			NM			NM		
	UNITS	UG/L			UG/L			UG/L			UG/L		
	PCT_SOLIDS	0.0			0.0			0.0			0.0		
	DUP_OF												
PARAMETER		RESULT	VQL	QLCD	RESULT	VQL	QLCD	RESULT	VQL	QLCD	RESULT	VQL	QLCD
HEXAVALENT CHROMIUM		0.052	U		0.052	U		0.052	U		0.052	U	

Appendix B

Results as Reported by the Laboratory

ALS Environmental

34 Dogwood Lane ▪ Middletown, PA 17057 ▪ Phone: 717-944-5541 ▪ Fax: 717-944-1430 ▪ www.alsglobal.com

NELAP Certifications: NJ PA010 , NY 11759 , PA 22-293 DoD ELAP: A2LA 0818.01
State Certifications: DE ID 11 , MA PA0102 , MD 128 , VA 460157 , WV 343

ANALYTICAL RESULTS

Workorder: 2151116 Hexavalent Chromium

Lab ID: **2151116001** Date Collected: 6/14/2016 12:53 Matrix: Water

Sample ID: **MSA-SW37A-061416** Date Received: 6/14/2016 21:00

Parameters	Results	Flag	Units	RDL	MDL	Method	Prepared By	Analyzed	By	*Cntr*
WET CHEMISTRY										
Hexavalent Chromium	ND		ug/L	0.25	0.052	EPA 218.6		6/15/16 01:42	MBW	A

Debra J Musser

Ms. Debra J. Musser
Project Coordinator

ALS Environmental

34 Dogwood Lane ▪ Middletown, PA 17057 ▪ Phone: 717-944-5541 ▪ Fax: 717-944-1430 ▪ www.alsglobal.com

NELAP Certifications: NJ PA010 , NY 11759 , PA 22-293 DoD ELAP: A2LA 0818.01
State Certifications: DE ID 11 , MA PA0102 , MD 128 , VA 460157 , WV 343

ANALYTICAL RESULTS

Workorder: 2151116 Hexavalent Chromium

Lab ID: **2151116002** Date Collected: 6/14/2016 13:00 Matrix: Water

Sample ID: **MSA-SW37B-061416** Date Received: 6/14/2016 21:00

Parameters	Results	Flag	Units	RDL	MDL	Method	Prepared By	Analyzed	By	*Cntr*
WET CHEMISTRY										
Hexavalent Chromium	ND		ug/L	0.25	0.052	EPA 218.6		6/15/16 01:50	MBW	A

Debra J Musser

Ms. Debra J. Musser
Project Coordinator

ALS Environmental

34 Dogwood Lane ▪ Middletown, PA 17057 ▪ Phone: 717-944-5541 ▪ Fax: 717-944-1430 ▪ www.alsglobal.com

NELAP Certifications: NJ PA010 , NY 11759 , PA 22-293 DoD ELAP: A2LA 0818.01
State Certifications: DE ID 11 , MA PA0102 , MD 128 , VA 460157 , WV 343

ANALYTICAL RESULTS

Workorder: 2151116 Hexavalent Chromium

Lab ID: **2151116003** Date Collected: 6/14/2016 13:05 Matrix: Water

Sample ID: **MSA-SW37C-061416** Date Received: 6/14/2016 21:00

Parameters	Results	Flag	Units	RDL	MDL	Method	Prepared By	Analyzed	By	*Cntr*
WET CHEMISTRY										
Hexavalent Chromium	ND		ug/L	0.25	0.052	EPA 218.6		6/15/16 01:58	MBW	A

Debra J Musser

Ms. Debra J. Musser
Project Coordinator

ALS Environmental

34 Dogwood Lane ▪ Middletown, PA 17057 ▪ Phone: 717-944-5541 ▪ Fax: 717-944-1430 ▪ www.alsglobal.com

NELAP Certifications: NJ PA010 , NY 11759 , PA 22-293 DoD ELAP: A2LA 0818.01
State Certifications: DE ID 11 , MA PA0102 , MD 128 , VA 460157 , WV 343

ANALYTICAL RESULTS

Workorder: 2151116 Hexavalent Chromium

Lab ID: **2151116004** Date Collected: 6/14/2016 13:08 Matrix: Water

Sample ID: **MSA-SW37D-061416** Date Received: 6/14/2016 21:00

Parameters	Results	Flag	Units	RDL	MDL	Method	Prepared By	Analyzed	By	*Cntr*
WET CHEMISTRY										
Hexavalent Chromium	ND		ug/L	0.25	0.052	EPA 218.6		6/15/16 02:05	MBW	A

Debra J Musser

Ms. Debra J. Musser
Project Coordinator

ALS Environmental

34 Dogwood Lane ▪ Middletown, PA 17057 ▪ Phone: 717-944-5541 ▪ Fax: 717-944-1430 ▪ www.alsglobal.com

NELAP Certifications: NJ PA010 , NY 11759 , PA 22-293 DoD ELAP: A2LA 0818.01
State Certifications: DE ID 11 , MA PA0102 , MD 128 , VA 460157 , WV 343

ANALYTICAL RESULTS

Workorder: 2151116 Hexavalent Chromium

Lab ID: **2151116005** Date Collected: 6/14/2016 11:34 Matrix: Water

Sample ID: **MSA-SW38A-061416** Date Received: 6/14/2016 21:00

Parameters	Results	Flag	Units	RDL	MDL	Method	Prepared By	Analyzed	By	*Cntr*
WET CHEMISTRY										
Hexavalent Chromium	ND		ug/L	0.25	0.052	EPA 218.6		6/15/16 02:13	MBW	A

Debra J Musser

Ms. Debra J. Musser
Project Coordinator

ALS Environmental

34 Dogwood Lane ▪ Middletown, PA 17057 ▪ Phone: 717-944-5541 ▪ Fax: 717-944-1430 ▪ www.alsglobal.com

NELAP Certifications: NJ PA010 , NY 11759 , PA 22-293 DoD ELAP: A2LA 0818.01
State Certifications: DE ID 11 , MA PA0102 , MD 128 , VA 460157 , WV 343

ANALYTICAL RESULTS

Workorder: 2151116 Hexavalent Chromium

Lab ID: **2151116006** Date Collected: 6/14/2016 11:36 Matrix: Water

Sample ID: **MSA-SW38B-061416** Date Received: 6/14/2016 21:00

Parameters	Results	Flag	Units	RDL	MDL	Method	Prepared By	Analyzed	By	*Cntr*
WET CHEMISTRY										
Hexavalent Chromium	ND		ug/L	0.25	0.052	EPA 218.6		6/15/16 02:21	MBW	A

Debra J Musser

Ms. Debra J. Musser
Project Coordinator

ALS Environmental

34 Dogwood Lane ▪ Middletown, PA 17057 ▪ Phone: 717-944-5541 ▪ Fax: 717-944-1430 ▪ www.alsglobal.com

NELAP Certifications: NJ PA010 , NY 11759 , PA 22-293 DoD ELAP: A2LA 0818.01
State Certifications: DE ID 11 , MA PA0102 , MD 128 , VA 460157 , WV 343

ANALYTICAL RESULTS

Workorder: 2151116 Hexavalent Chromium

Lab ID: **2151116007** Date Collected: 6/14/2016 11:45 Matrix: Water

Sample ID: **MSA-SW38C-061416** Date Received: 6/14/2016 21:00

Parameters	Results	Flag	Units	RDL	MDL	Method	Prepared By	Analyzed	By	Cntr
WET CHEMISTRY										
Hexavalent Chromium	ND		ug/L	0.25	0.052	EPA 218.6		6/15/16 02:29	MBW	A

Debra J Musser

Ms. Debra J. Musser
Project Coordinator

ALS Environmental

34 Dogwood Lane ▪ Middletown, PA 17057 ▪ Phone: 717-944-5541 ▪ Fax: 717-944-1430 ▪ www.alsglobal.com

NELAP Certifications: NJ PA010 , NY 11759 , PA 22-293 DoD ELAP: A2LA 0818.01
State Certifications: DE ID 11 , MA PA0102 , MD 128 , VA 460157 , WV 343

ANALYTICAL RESULTS

Workorder: 2151116 Hexavalent Chromium

Lab ID: **2151116008** Date Collected: 6/14/2016 11:49 Matrix: Water

Sample ID: **MSA-SW38D-061416** Date Received: 6/14/2016 21:00

Parameters	Results	Flag	Units	RDL	MDL	Method	Prepared By	Analyzed	By	*Cntr*
WET CHEMISTRY										
Hexavalent Chromium	ND		ug/L	0.25	0.052	EPA 218.6		6/15/16 02:52	MBW	A

Debra J Musser

Ms. Debra J. Musser
Project Coordinator

ALS Environmental

34 Dogwood Lane ▪ Middletown, PA 17057 ▪ Phone: 717-944-5541 ▪ Fax: 717-944-1430 ▪ www.alsglobal.com

NELAP Certifications: NJ PA010 , NY 11759 , PA 22-293 DoD ELAP: A2LA 0818.01
State Certifications: DE ID 11 , MA PA0102 , MD 128 , VA 460157 , WV 343

ANALYTICAL RESULTS

Workorder: 2151116 Hexavalent Chromium

Lab ID: **2151116009** Date Collected: 6/14/2016 09:23 Matrix: Water

Sample ID: **MSA-SW39A-061416** Date Received: 6/14/2016 21:00

Parameters	Results	Flag	Units	RDL	MDL	Method	Prepared By	Analyzed	By	*Cntr*
WET CHEMISTRY										
Hexavalent Chromium	ND		ug/L	0.25	0.052	EPA 218.6		6/15/16 03:25	MBW	A

Debra J Musser

Ms. Debra J. Musser
Project Coordinator

ALS Environmental

34 Dogwood Lane ▪ Middletown, PA 17057 ▪ Phone: 717-944-5541 ▪ Fax: 717-944-1430 ▪ www.alsglobal.com

NELAP Certifications: NJ PA010 , NY 11759 , PA 22-293 DoD ELAP: A2LA 0818.01
State Certifications: DE ID 11 , MA PA0102 , MD 128 , VA 460157 , WV 343

ANALYTICAL RESULTS

Workorder: 2151116 Hexavalent Chromium

Lab ID: **2151116010** Date Collected: 6/14/2016 09:32 Matrix: Water

Sample ID: **MSA-SW39B-061416** Date Received: 6/14/2016 21:00

Parameters	Results	Flag	Units	RDL	MDL	Method	Prepared By	Analyzed	By	*Cntr*
WET CHEMISTRY										
Hexavalent Chromium	ND		ug/L	0.25	0.052	EPA 218.6		6/15/16 03:32	MBW	A

Debra J Musser

Ms. Debra J. Musser
Project Coordinator

ALS Environmental

34 Dogwood Lane ▪ Middletown, PA 17057 ▪ Phone: 717-944-5541 ▪ Fax: 717-944-1430 ▪ www.alsglobal.com

NELAP Certifications: NJ PA010 , NY 11759 , PA 22-293 DoD ELAP: A2LA 0818.01
State Certifications: DE ID 11 , MA PA0102 , MD 128 , VA 460157 , WV 343

ANALYTICAL RESULTS

Workorder: 2151116 Hexavalent Chromium

Lab ID: **2151116011** Date Collected: 6/14/2016 09:39 Matrix: Water

Sample ID: **MSA-SW39C-061416** Date Received: 6/14/2016 21:00

Parameters	Results	Flag	Units	RDL	MDL	Method	Prepared By	Analyzed	By	*Cntr*
WET CHEMISTRY										
Hexavalent Chromium	ND		ug/L	0.25	0.052	EPA 218.6		6/15/16 03:40	MBW	A

Debra J Musser

Ms. Debra J. Musser
Project Coordinator

ALS Environmental

34 Dogwood Lane ▪ Middletown, PA 17057 ▪ Phone: 717-944-5541 ▪ Fax: 717-944-1430 ▪ www.alsglobal.com

NELAP Certifications: NJ PA010 , NY 11759 , PA 22-293 DoD ELAP: A2LA 0818.01
State Certifications: DE ID 11 , MA PA0102 , MD 128 , VA 460157 , WV 343

ANALYTICAL RESULTS

Workorder: 2151116 Hexavalent Chromium

Lab ID: **2151116012** Date Collected: 6/14/2016 09:45 Matrix: Water

Sample ID: **MSA-SW39D-061416** Date Received: 6/14/2016 21:00

Parameters	Results	Flag	Units	RDL	MDL	Method	Prepared By	Analyzed	By	*Cntr*
WET CHEMISTRY										
Hexavalent Chromium	ND		ug/L	0.25	0.052	EPA 218.6		6/15/16 03:48	MBW	A

Debra J Musser

Ms. Debra J. Musser
Project Coordinator

ALS Environmental

34 Dogwood Lane ▪ Middletown, PA 17057 ▪ Phone: 717-944-5541 ▪ Fax: 717-944-1430 ▪ www.alsglobal.com

NELAP Certifications: NJ PA010 , NY 11759 , PA 22-293 DoD ELAP: A2LA 0818.01
State Certifications: DE ID 11 , MA PA0102 , MD 128 , VA 460157 , WV 343

ANALYTICAL RESULTS

Workorder: 2151116 Hexavalent Chromium

Lab ID: **2151116013** Date Collected: 6/14/2016 12:00 Matrix: Water

Sample ID: **MSA-SW40A-061416** Date Received: 6/14/2016 21:00

Parameters	Results	Flag	Units	RDL	MDL	Method	Prepared By	Analyzed	By	*Cntr*
WET CHEMISTRY										
Hexavalent Chromium	ND		ug/L	0.25	0.052	EPA 218.6		6/15/16 03:56	MBW	A

Debra J Musser

Ms. Debra J. Musser
Project Coordinator

ALS Environmental

34 Dogwood Lane ▪ Middletown, PA 17057 ▪ Phone: 717-944-5541 ▪ Fax: 717-944-1430 ▪ www.alsglobal.com

NELAP Certifications: NJ PA010 , NY 11759 , PA 22-293 DoD ELAP: A2LA 0818.01
State Certifications: DE ID 11 , MA PA0102 , MD 128 , VA 460157 , WV 343

ANALYTICAL RESULTS

Workorder: 2151116 Hexavalent Chromium

Lab ID: **2151116014** Date Collected: 6/14/2016 12:05 Matrix: Water

Sample ID: **MSA-SW40B-061416** Date Received: 6/14/2016 21:00

Parameters	Results	Flag	Units	RDL	MDL	Method	Prepared By	Analyzed	By	*Cntr*
WET CHEMISTRY										
Hexavalent Chromium	ND		ug/L	0.25	0.052	EPA 218.6		6/15/16 04:04	MBW	A

Debra J Musser

Ms. Debra J. Musser
Project Coordinator

ALS Environmental

34 Dogwood Lane ▪ Middletown, PA 17057 ▪ Phone: 717-944-5541 ▪ Fax: 717-944-1430 ▪ www.alsglobal.com

NELAP Certifications: NJ PA010 , NY 11759 , PA 22-293 DoD ELAP: A2LA 0818.01
State Certifications: DE ID 11 , MA PA0102 , MD 128 , VA 460157 , WV 343

ANALYTICAL RESULTS

Workorder: 2151116 Hexavalent Chromium

Lab ID: **2151116015** Date Collected: 6/14/2016 12:10 Matrix: Water

Sample ID: **MSA-SW40C-061416** Date Received: 6/14/2016 21:00

Parameters	Results	Flag	Units	RDL	MDL	Method	Prepared By	Analyzed	By	*Cntr*
WET CHEMISTRY										
Hexavalent Chromium	ND		ug/L	0.25	0.052	EPA 218.6		6/15/16 04:11	MBW	A

Debra J Musser

Ms. Debra J. Musser
Project Coordinator

ALS Environmental

34 Dogwood Lane ▪ Middletown, PA 17057 ▪ Phone: 717-944-5541 ▪ Fax: 717-944-1430 ▪ www.alsglobal.com

NELAP Certifications: NJ PA010 , NY 11759 , PA 22-293 DoD ELAP: A2LA 0818.01
State Certifications: DE ID 11 , MA PA0102 , MD 128 , VA 460157 , WV 343

ANALYTICAL RESULTS

Workorder: 2151116 Hexavalent Chromium

Lab ID: **2151116016** Date Collected: 6/14/2016 12:14 Matrix: Water

Sample ID: **MSA-SW40D-061416** Date Received: 6/14/2016 21:00

Parameters	Results	Flag	Units	RDL	MDL	Method	Prepared By	Analyzed	By	*Cntr*
WET CHEMISTRY										
Hexavalent Chromium	ND		ug/L	0.25	0.052	EPA 218.6		6/15/16 04:19	MBW	A

Debra J Musser

Ms. Debra J. Musser
Project Coordinator

ALS Environmental

34 Dogwood Lane ▪ Middletown, PA 17057 ▪ Phone: 717-944-5541 ▪ Fax: 717-944-1430 ▪ www.alsglobal.com

NELAP Certifications: NJ PA010 , NY 11759 , PA 22-293 DoD ELAP: A2LA 0818.01
State Certifications: DE ID 11 , MA PA0102 , MD 128 , VA 460157 , WV 343

ANALYTICAL RESULTS

Workorder: 2151116 Hexavalent Chromium

Lab ID: **2151116017** Date Collected: 6/14/2016 11:00 Matrix: Water

Sample ID: **MSA-SW41A-061416** Date Received: 6/14/2016 21:00

Parameters	Results	Flag	Units	RDL	MDL	Method	Prepared	By	Analyzed	By	Cntr
WET CHEMISTRY											
Hexavalent Chromium	ND		ug/L	0.25	0.052	EPA 218.6			6/15/16 04:27	MBW	A

Debra J Musser

Ms. Debra J. Musser
Project Coordinator

ALS Environmental

34 Dogwood Lane ▪ Middletown, PA 17057 ▪ Phone: 717-944-5541 ▪ Fax: 717-944-1430 ▪ www.alsglobal.com

NELAP Certifications: NJ PA010 , NY 11759 , PA 22-293 DoD ELAP: A2LA 0818.01
State Certifications: DE ID 11 , MA PA0102 , MD 128 , VA 460157 , WV 343

ANALYTICAL RESULTS

Workorder: 2151116 Hexavalent Chromium

Lab ID: **2151116018** Date Collected: 6/14/2016 11:05 Matrix: Water

Sample ID: **MSA-SW41B-061416** Date Received: 6/14/2016 21:00

Parameters	Results	Flag	Units	RDL	MDL	Method	Prepared By	Analyzed	By	*Cntr*
WET CHEMISTRY										
Hexavalent Chromium	ND		ug/L	0.25	0.052	EPA 218.6		6/15/16 05:06	MBW	A

Debra J Musser

Ms. Debra J. Musser
Project Coordinator

ALS Environmental

34 Dogwood Lane ▪ Middletown, PA 17057 ▪ Phone: 717-944-5541 ▪ Fax: 717-944-1430 ▪ www.alsglobal.com

NELAP Certifications: NJ PA010 , NY 11759 , PA 22-293 DoD ELAP: A2LA 0818.01
State Certifications: DE ID 11 , MA PA0102 , MD 128 , VA 460157 , WV 343

ANALYTICAL RESULTS

Workorder: 2151116 Hexavalent Chromium

Lab ID: **2151116019** Date Collected: 6/14/2016 11:09 Matrix: Water

Sample ID: **MSA-SW41C-061416** Date Received: 6/14/2016 21:00

Parameters	Results	Flag	Units	RDL	MDL	Method	Prepared By	Analyzed	By	*Cntr*
WET CHEMISTRY										
Hexavalent Chromium	ND		ug/L	0.25	0.052	EPA 218.6		6/15/16 05:29	MBW	A

Debra J Musser

Ms. Debra J. Musser
Project Coordinator

ALS Environmental

34 Dogwood Lane ▪ Middletown, PA 17057 ▪ Phone: 717-944-5541 ▪ Fax: 717-944-1430 ▪ www.alsglobal.com

NELAP Certifications: NJ PA010 , NY 11759 , PA 22-293 DoD ELAP: A2LA 0818.01
State Certifications: DE ID 11 , MA PA0102 , MD 128 , VA 460157 , WV 343

ANALYTICAL RESULTS

Workorder: 2151116 Hexavalent Chromium

Lab ID: **2151116020** Date Collected: 6/14/2016 11:13 Matrix: Water

Sample ID: **MSA-SW41D-061416** Date Received: 6/14/2016 21:00

Parameters	Results	Flag	Units	RDL	MDL	Method	Prepared By	Analyzed	By	*Cntr*
WET CHEMISTRY										
Hexavalent Chromium	ND		ug/L	0.25	0.052	EPA 218.6		6/15/16 05:37	MBW	A

Debra J Musser

Ms. Debra J. Musser
Project Coordinator

ALS Environmental

34 Dogwood Lane ▪ Middletown, PA 17057 ▪ Phone: 717-944-5541 ▪ Fax: 717-944-1430 ▪ www.alsglobal.com

NELAP Certifications: NJ PA010 , NY 11759 , PA 22-293 DoD ELAP: A2LA 0818.01
State Certifications: DE ID 11 , MA PA0102 , MD 128 , VA 460157 , WV 343

ANALYTICAL RESULTS

Workorder: 2151116 Hexavalent Chromium

Lab ID: **2151116021** Date Collected: 6/14/2016 12:31 Matrix: Water

Sample ID: **MSA-SW42A-061416** Date Received: 6/14/2016 21:00

Parameters	Results	Flag	Units	RDL	MDL	Method	Prepared By	Analyzed	By	*Cntr*
WET CHEMISTRY										
Hexavalent Chromium	ND		ug/L	0.25	0.052	EPA 218.6		6/15/16 05:45	MBW	A

Debra J Musser

Ms. Debra J. Musser
Project Coordinator

ALS Environmental

34 Dogwood Lane ▪ Middletown, PA 17057 ▪ Phone: 717-944-5541 ▪ Fax: 717-944-1430 ▪ www.alsglobal.com

NELAP Certifications: NJ PA010 , NY 11759 , PA 22-293 DoD ELAP: A2LA 0818.01
State Certifications: DE ID 11 , MA PA0102 , MD 128 , VA 460157 , WV 343

ANALYTICAL RESULTS

Workorder: 2151116 Hexavalent Chromium

Lab ID: **2151116022** Date Collected: 6/14/2016 12:36 Matrix: Water

Sample ID: **MSA-SW42B-061416** Date Received: 6/14/2016 21:00

Parameters	Results	Flag	Units	RDL	MDL	Method	Prepared By	Analyzed	By	*Cntr*
WET CHEMISTRY										
Hexavalent Chromium	ND		ug/L	0.25	0.052	EPA 218.6		6/15/16 05:53	MBW	A

Debra J Musser

Ms. Debra J. Musser
Project Coordinator

ALS Environmental

34 Dogwood Lane ▪ Middletown, PA 17057 ▪ Phone: 717-944-5541 ▪ Fax: 717-944-1430 ▪ www.alsglobal.com

NELAP Certifications: NJ PA010 , NY 11759 , PA 22-293 DoD ELAP: A2LA 0818.01
State Certifications: DE ID 11 , MA PA0102 , MD 128 , VA 460157 , WV 343

ANALYTICAL RESULTS

Workorder: 2151116 Hexavalent Chromium

Lab ID: **2151116023** Date Collected: 6/14/2016 12:43 Matrix: Water

Sample ID: **MSA-SW42C-061416** Date Received: 6/14/2016 21:00

Parameters	Results	Flag	Units	RDL	MDL	Method	Prepared By	Analyzed	By	*Cntr*
WET CHEMISTRY										
Hexavalent Chromium	ND		ug/L	0.25	0.052	EPA 218.6		6/15/16 06:00	MBW	A

Debra J Musser

Ms. Debra J. Musser
Project Coordinator

ALS Environmental

34 Dogwood Lane ▪ Middletown, PA 17057 ▪ Phone: 717-944-5541 ▪ Fax: 717-944-1430 ▪ www.alsglobal.com

NELAP Certifications: NJ PA010 , NY 11759 , PA 22-293 DoD ELAP: A2LA 0818.01
State Certifications: DE ID 11 , MA PA0102 , MD 128 , VA 460157 , WV 343

ANALYTICAL RESULTS

Workorder: 2151116 Hexavalent Chromium

Lab ID: **2151116024** Date Collected: 6/14/2016 12:46 Matrix: Water

Sample ID: **MSA-SW42D-061416** Date Received: 6/14/2016 21:00

Parameters	Results	Flag	Units	RDL	MDL	Method	Prepared By	Analyzed	By	*Cntr*
WET CHEMISTRY										
Hexavalent Chromium	ND		ug/L	0.25	0.052	EPA 218.6		6/15/16 06:08	MBW	A

Debra J Musser

Ms. Debra J. Musser
Project Coordinator

ALS Environmental

34 Dogwood Lane ▪ Middletown, PA 17057 ▪ Phone: 717-944-5541 ▪ Fax: 717-944-1430 ▪ www.alsglobal.com

NELAP Certifications: NJ PA010 , NY 11759 , PA 22-293 DoD ELAP: A2LA 0818.01
State Certifications: DE ID 11 , MA PA0102 , MD 128 , VA 460157 , WV 343

ANALYTICAL RESULTS

Workorder: 2151116 Hexavalent Chromium

Lab ID: **2151116025** Date Collected: 6/14/2016 10:34 Matrix: Water

Sample ID: **MSA-SW43A-061416** Date Received: 6/14/2016 21:00

Parameters	Results	Flag	Units	RDL	MDL	Method	Prepared By	Analyzed	By	*Cntr*
WET CHEMISTRY										
Hexavalent Chromium	ND		ug/L	0.25	0.052	EPA 218.6		6/15/16 06:16	MBW	A

Debra J Musser

Ms. Debra J. Musser
Project Coordinator

ALS Environmental

34 Dogwood Lane ▪ Middletown, PA 17057 ▪ Phone: 717-944-5541 ▪ Fax: 717-944-1430 ▪ www.alsglobal.com

NELAP Certifications: NJ PA010 , NY 11759 , PA 22-293 DoD ELAP: A2LA 0818.01
State Certifications: DE ID 11 , MA PA0102 , MD 128 , VA 460157 , WV 343

ANALYTICAL RESULTS

Workorder: 2151116 Hexavalent Chromium

Lab ID: **2151116026** Date Collected: 6/14/2016 10:38 Matrix: Water

Sample ID: **MSA-SW43B-061416** Date Received: 6/14/2016 21:00

Parameters	Results	Flag	Units	RDL	MDL	Method	Prepared By	Analyzed	By	*Cntr*
WET CHEMISTRY										
Hexavalent Chromium	ND		ug/L	0.25	0.052	EPA 218.6		6/15/16 06:24	MBW	A

Debra J Musser

Ms. Debra J. Musser
Project Coordinator

ALS Environmental

34 Dogwood Lane ▪ Middletown, PA 17057 ▪ Phone: 717-944-5541 ▪ Fax: 717-944-1430 ▪ www.alsglobal.com

NELAP Certifications: NJ PA010 , NY 11759 , PA 22-293 DoD ELAP: A2LA 0818.01
State Certifications: DE ID 11 , MA PA0102 , MD 128 , VA 460157 , WV 343

ANALYTICAL RESULTS

Workorder: 2151116 Hexavalent Chromium

Lab ID: **2151116027** Date Collected: 6/14/2016 10:43 Matrix: Water

Sample ID: **MSA-SW43C-061416** Date Received: 6/14/2016 21:00

Parameters	Results	Flag	Units	RDL	MDL	Method	Prepared By	Analyzed	By	*Cntr*
WET CHEMISTRY										
Hexavalent Chromium	ND		ug/L	0.25	0.052	EPA 218.6		6/15/16 06:32	MBW	A

Debra J Musser

Ms. Debra J. Musser
Project Coordinator

ALS Environmental

34 Dogwood Lane ▪ Middletown, PA 17057 ▪ Phone: 717-944-5541 ▪ Fax: 717-944-1430 ▪ www.alsglobal.com

NELAP Certifications: NJ PA010 , NY 11759 , PA 22-293 DoD ELAP: A2LA 0818.01
State Certifications: DE ID 11 , MA PA0102 , MD 128 , VA 460157 , WV 343

ANALYTICAL RESULTS

Workorder: 2151116 Hexavalent Chromium

Lab ID: **2151116028** Date Collected: 6/14/2016 10:47 Matrix: Water

Sample ID: **MSA-SW43D-061416** Date Received: 6/14/2016 21:00

Parameters	Results	Flag	Units	RDL	MDL	Method	Prepared	By	Analyzed	By	Cntr
WET CHEMISTRY											
Hexavalent Chromium	ND		ug/L	0.25	0.052	EPA 218.6			6/15/16 06:55	MBW	A

Debra J Musser

Ms. Debra J. Musser
Project Coordinator

ALS Environmental

34 Dogwood Lane ▪ Middletown, PA 17057 ▪ Phone: 717-944-5541 ▪ Fax: 717-944-1430 ▪ www.alsglobal.com

NELAP Certifications: NJ PA010 , NY 11759 , PA 22-293 DoD ELAP: A2LA 0818.01
State Certifications: DE ID 11 , MA PA0102 , MD 128 , VA 460157 , WV 343

ANALYTICAL RESULTS

Workorder: 2151116 Hexavalent Chromium

Lab ID: **2151116029** Date Collected: 6/14/2016 10:12 Matrix: Water

Sample ID: **MSA-SW44A-061416** Date Received: 6/14/2016 21:00

Parameters	Results	Flag	Units	RDL	MDL	Method	Prepared By	Analyzed	By	*Cntr*
WET CHEMISTRY										
Hexavalent Chromium	ND		ug/L	0.25	0.052	EPA 218.6		6/15/16 07:18	MBW	A

Debra J Musser

Ms. Debra J. Musser
Project Coordinator

ALS Environmental

34 Dogwood Lane ▪ Middletown, PA 17057 ▪ Phone: 717-944-5541 ▪ Fax: 717-944-1430 ▪ www.alsglobal.com

NELAP Certifications: NJ PA010 , NY 11759 , PA 22-293 DoD ELAP: A2LA 0818.01
State Certifications: DE ID 11 , MA PA0102 , MD 128 , VA 460157 , WV 343

ANALYTICAL RESULTS

Workorder: 2151116 Hexavalent Chromium

Lab ID: **2151116030** Date Collected: 6/14/2016 10:17 Matrix: Water

Sample ID: **MSA-SW44B-061416** Date Received: 6/14/2016 21:00

Parameters	Results	Flag	Units	RDL	MDL	Method	Prepared By	Analyzed	By	*Cntr*
WET CHEMISTRY										
Hexavalent Chromium	ND		ug/L	0.25	0.052	EPA 218.6		6/15/16 07:26	MBW	A

Debra J Musser

Ms. Debra J. Musser
Project Coordinator

ALS Environmental

34 Dogwood Lane ▪ Middletown, PA 17057 ▪ Phone: 717-944-5541 ▪ Fax: 717-944-1430 ▪ www.alsglobal.com

NELAP Certifications: NJ PA010 , NY 11759 , PA 22-293 DoD ELAP: A2LA 0818.01
State Certifications: DE ID 11 , MA PA0102 , MD 128 , VA 460157 , WV 343

ANALYTICAL RESULTS

Workorder: 2151116 Hexavalent Chromium

Lab ID: **2151116031** Date Collected: 6/14/2016 10:21 Matrix: Water

Sample ID: **MSA-SW44C-061416** Date Received: 6/14/2016 21:00

Parameters	Results	Flag	Units	RDL	MDL	Method	Prepared By	Analyzed	By	*Cntr*
WET CHEMISTRY										
Hexavalent Chromium	ND		ug/L	0.25	0.052	EPA 218.6		6/15/16 07:34	MBW	A

Debra J Musser

Ms. Debra J. Musser
Project Coordinator

ALS Environmental

34 Dogwood Lane ▪ Middletown, PA 17057 ▪ Phone: 717-944-5541 ▪ Fax: 717-944-1430 ▪ www.alsglobal.com

NELAP Certifications: NJ PA010 , NY 11759 , PA 22-293 DoD ELAP: A2LA 0818.01
State Certifications: DE ID 11 , MA PA0102 , MD 128 , VA 460157 , WV 343

ANALYTICAL RESULTS

Workorder: 2151116 Hexavalent Chromium

Lab ID: **2151116032** Date Collected: 6/14/2016 10:26 Matrix: Water

Sample ID: **MSA-SW44D-061416** Date Received: 6/14/2016 21:00

Parameters	Results	Flag	Units	RDL	MDL	Method	Prepared By	Analyzed	By	*Cntr*
WET CHEMISTRY										
Hexavalent Chromium	ND		ug/L	0.25	0.052	EPA 218.6		6/15/16 07:42	MBW	A

Debra J Musser

Ms. Debra J. Musser
Project Coordinator

ALS Environmental

34 Dogwood Lane ▪ Middletown, PA 17057 ▪ Phone: 717-944-5541 ▪ Fax: 717-944-1430 ▪ www.alsglobal.com

NELAP Certifications: NJ PA010 , NY 11759 , PA 22-293 DoD ELAP: A2LA 0818.01
State Certifications: DE ID 11 , MA PA0102 , MD 128 , VA 460157 , WV 343

ANALYTICAL RESULTS

Workorder: 2151116 Hexavalent Chromium

Lab ID: **2151116033** Date Collected: 6/14/2016 09:53 Matrix: Water

Sample ID: **MSA-SW45A-061416** Date Received: 6/14/2016 21:00

Parameters	Results	Flag	Units	RDL	MDL	Method	Prepared By	Analyzed	By	*Cntr*
WET CHEMISTRY										
Hexavalent Chromium	ND		ug/L	0.25	0.052	EPA 218.6		6/15/16 07:50	MBW	A

Debra J Musser

Ms. Debra J. Musser
Project Coordinator

ALS Environmental

34 Dogwood Lane ▪ Middletown, PA 17057 ▪ Phone: 717-944-5541 ▪ Fax: 717-944-1430 ▪ www.alsglobal.com

NELAP Certifications: NJ PA010 , NY 11759 , PA 22-293 DoD ELAP: A2LA 0818.01
State Certifications: DE ID 11 , MA PA0102 , MD 128 , VA 460157 , WV 343

ANALYTICAL RESULTS

Workorder: 2151116 Hexavalent Chromium

Lab ID: **2151116034** Date Collected: 6/14/2016 09:57 Matrix: Water

Sample ID: **MSA-SW45B-061416** Date Received: 6/14/2016 21:00

Parameters	Results	Flag	Units	RDL	MDL	Method	Prepared By	Analyzed	By	*Cntr*
WET CHEMISTRY										
Hexavalent Chromium	ND		ug/L	0.25	0.052	EPA 218.6		6/15/16 07:57	MBW	A

Debra J Musser

Ms. Debra J. Musser
Project Coordinator

ALS Environmental

34 Dogwood Lane ▪ Middletown, PA 17057 ▪ Phone: 717-944-5541 ▪ Fax: 717-944-1430 ▪ www.alsglobal.com

NELAP Certifications: NJ PA010 , NY 11759 , PA 22-293 DoD ELAP: A2LA 0818.01
State Certifications: DE ID 11 , MA PA0102 , MD 128 , VA 460157 , WV 343

ANALYTICAL RESULTS

Workorder: 2151116 Hexavalent Chromium

Lab ID: **2151116035** Date Collected: 6/14/2016 10:00 Matrix: Water

Sample ID: **MSA-SW45C-061416** Date Received: 6/14/2016 21:00

Parameters	Results	Flag	Units	RDL	MDL	Method	Prepared By	Analyzed	By	*Cntr*
WET CHEMISTRY										
Hexavalent Chromium	ND		ug/L	0.25	0.052	EPA 218.6		6/15/16 08:05	MBW	A

Debra J Musser

Ms. Debra J. Musser
Project Coordinator

ALS Environmental

34 Dogwood Lane ▪ Middletown, PA 17057 ▪ Phone: 717-944-5541 ▪ Fax: 717-944-1430 ▪ www.alsglobal.com

NELAP Certifications: NJ PA010 , NY 11759 , PA 22-293 DoD ELAP: A2LA 0818.01
State Certifications: DE ID 11 , MA PA0102 , MD 128 , VA 460157 , WV 343

ANALYTICAL RESULTS

Workorder: 2151116 Hexavalent Chromium

Lab ID: **2151116036** Date Collected: 6/14/2016 10:06 Matrix: Water

Sample ID: **MSA-SW45D-061416** Date Received: 6/14/2016 21:00

Parameters	Results	Flag	Units	RDL	MDL	Method	Prepared By	Analyzed	By	*Cntr*
WET CHEMISTRY										
Hexavalent Chromium	ND		ug/L	0.25	0.052	EPA 218.6		6/15/16 08:13	MBW	A

Debra J Musser

Ms. Debra J. Musser
Project Coordinator

Appendix C

Support Documentation

Middletown

34 Dogwood Lane
Middletown, PA

Chain of Custody Record

2151116

Client Contact	Project Manager: Tony Apanavage	Site Contact: Tony Apanavage	Date: 6/14/2016	COC No.
Tetra Tech	Tel/Fax: 301-233-8230 (cell)	Lab Contact: Deb Musser	Carrier: Fedex	1 of 3 COCs
20251 Century Blvd, Suite 200	Analysis Turnaround Time			Job No.
Germantown, MD 20874	Calendar (C) or Work Days (W) _____			
(301) 528-3021 Phone	TAT if different from Below: 24 HR HOLD			SDG No.
(301) 528-3000 FAX	☐ 2 weeks			
Project Name: MSA Surface Water Sampling	☐ 1 week			Sampler: Mullis
Site: MSA Frog Mortar Creek	☐ 2 days			
Project # 112IC07804.09	☐ 1 day			

Sample Identification	Sample Date	Sample Time	Sample Type	Matrix	# of Cont.	Filtered Sample	Dissolved Hexavalent Chromium (218.6)	Sample Specific Notes:
MSA-SW37A-061416	6/14/2016	1253	SW	Water	1		x	
MSA-SW37B-061416	6/14/2016	1300	SW	Water	1		x	
MSA-SW37C-061416	6/14/2016	1305	SW	Water	1		x	
MSA-SW37D-061416	6/14/2016	1308	SW	Water	1		x	
MSA-SW38A-061416	6/14/2016	1134	SW	Water	1		x	
MSA-SW38B-061416	6/14/2016	1136	SW	Water	1		x	
MSA-SW38C-061416	6/14/2016	1145	SW	Water	1		x	
MSA-SW38D-061416	6/14/2016	1149	SW	Water	1		x	
MSA-SW39A-061416	6/14/2016	0923	SW	Water	1		x	
MSA-SW39B-061416	6/14/2016	0932	SW	Water	1		x	
MSA-SW39C-061416	6/14/2016	0939	SW	Water	1		x	
MSA-SW39D-061416	6/14/2016	0945	SW	Water	1		x	6/14/16 2331
							1	

Preservation Used: 1= Ice, 2= HCl; 3= H2SO4; 4=HNO3; 5=NaOH; 6= Other _____

Possible Hazard Identification
☒ Non-Hazard ☐ Flammable ☐ Skin Irritant ☐ Poison B ☐ Unknown ☐

Sample Disposal (A fee may be assessed if samples are retained longer than 1 month)
☐ Return To Client ☒ Disposal By Lab ☐ Archive For _____ Months

Special Instructions/QC Requirements & Comments: **Samples must be analyzed within 24 hours of sample time. Filter in Lab**

Relinquished by:	Company:	Date/Time:	Received by:	Company:	Date/Time:
	Tetra Tech	6/14/16 1811		ACS	6/14/16 1760
Relinquished by:	Company:	Date/Time:	Received by:	Company:	Date/Time:
	ACS	6/14/16 1815		ACS	6/14 1730
Relinquished by:	Company:	Date/Time:	Received by:	Company:	Date/Time:
	ACS	6/14 2100		ACS	6/14 2100

215116

Middletown

34 Dogwood Lane
Middletown, PA

Chain of Custody Record

ALS Environmental

Client Contact	Project Manager: Tony Apanavage	Site Contact: Tony Apanavage	Date: 6/14/2016	COC No:
Tetra Tech	Tel/Fax: 301-233-8230 (cell)	Lab Contact: Deb Musser	Carrier: Fedex	2 of 3 COCs
20251 Century Blvd, Suite 200	Analysis Turnaround Time			Job No.
Germantown, MD 20874	Calendar (C) or Work Days (W) _____			
(301) 528-3021 Phone	TAT if different from Below: 24 HR HOLD			SDG No.
(301) 528-3000 FAX	☐ 2 weeks			
Project Name: MSA Surface Water Sampling	☐ 1 week			
Site: MSA Frog Mortar Creek	☐ 2 days			Sampler: Mullis
Project # 112IC07804.09	☐ 1 day			

Sample Identification	Sample Date	Sample Time	Sample Type	Matrix	# of Cont.	Filtered Sample	Dissolved Hexavalent Chromium (218.6	Sample Specific Notes:
MSA-SW40A-061416	6/14/2016	1200	SW	Water	1		x	
MSA-SW40B-061416	6/14/2016	1205	SW	Water	1		x	
MSA-SW40C-061416	6/14/2016	1210	SW	Water	1		x	
MSA-SW40D-061416	6/14/2016	1214	SW	Water	1		x	
MSA-SW41A-061416	6/14/2016	1100	SW	Water	1		x	
MSA-SW41B-061416	6/14/2016	1105	SW	Water	1		x	
MSA-SW41C-061416	6/14/2016	1109	SW	Water	1		x	
MSA-SW41D-061416	6/14/2016	1113	SW	Water	1		x	
MSA-SW42A-061416	6/14/2016	1231	SW	Water	1		x	
MSA-SW42B-061416	6/14/2016	1236	SW	Water	1		x	
MSA-SW42C-061416	6/14/2016	1243	SW	Water	1		x	
MSA-SW42D-061416	6/14/2016	1246	SW	Water	1		x	6/14/16 2531
							1	

Preservation Used: (1= Ice), 2= HCl; 3= H2SO4; 4=HNO3; 5=NaOH; 6= Other _____

Possible Hazard Identification
(X) Non-Hazard ☐ Flammable ☐ Skin Irritant Poison B ☐ Unknown ☐

Sample Disposal (A fee may be assessed if samples are retained longer than 1 month)
☐ Return To Client (X) Disposal By Lab ☐ Archive For _____ Months

Special Instructions/QC Requirements & Comments: Samples must be analyzed within 24 hours of sample time. Filter in Lab

Relinquished by:	Company:	Date/Time:	Received by:	Company:	Date/Time:
	Tetra Tech	6/14/16 1700		ALS	6/14/16 1710
	ALS	6/14/16 1815		ALS	6-14 1732
	ALS	6-14 2100		ALS	6/14 2100

2151116

Middletown

34 Dogwood Lane
Middletown, PA

Chain of Custody Record

ALS Environmental

Client Contact	Project Manager: Tony Apanavage	Site Contact: Tony Apanavage	Date: 6/14/2016	COC No:
Tetra Tech	Tel/Fax: 301-233-8230 (cell)	Lab Contact: Deb Musser	Carrier: Fedex	3 of 3 COCs
20251 Century Blvd, Suite 200	Analysis Turnaround Time			Job No.
Germantown, MD 20874	Calendar (C) or Work Days (W) _____			
(301) 528-3021 Phone	TAT if different from Below: 24 HR HOLD			SDG No.
(301) 528-3000 FAX	☐ 2 weeks			
Project Name: MSA Surface Water Sampling	☐ 1 week			Sampler: Mullis
Site: MSA Frog Mortar Creek	☐ 2 days			
Project # 112IC07804.09	☐ 1 day			

Sample Identification	Sample Date	Sample Time	Sample Type	Matrix	# of Cont.	Filtered Sample	Dissolved Hexavalent Chromium (218.6)	Sample Specific Notes:
MSA-SW43A-061416	6/14/2016	1034	SW	Water	1		x	
MSA-SW43B-061416	6/14/2016	1038	SW	Water	1		x	
MSA-SW43C-061416	6/14/2016	1043	SW	Water	1		x	
MSA-SW43D-061416	6/14/2016	1047	SW	Water	1		x	
MSA-SW44A-061416	6/14/2016	1012	SW	Water	1		x	
MSA-SW44B-061416	6/14/2016	1017	SW	Water	1		x	
MSA-SW44C-061416	6/14/2016	1021	SW	Water	1		x	
MSA-SW44D-061416	6/14/2016	1026	SW	Water	1		x	
MSA-SW45A-061416	6/14/2016	0953	SW	Water	1		x	
MSA-SW45B-061416	6/14/2016	0957	SW	Water	1		x	
MSA-SW45C-061416	6/14/2016	1000	SW	Water	1		x	
MSA-SW45D-061416	6/14/2016	1006	SW	Water	1		x	6/14/16 2331
							1	

Preservation Used: 1= Ice, 2= HCl; 3= H2SO4; 4=HNO3; 5=NaOH; 6= Other _____

Possible Hazard Identification
☒ Non-Hazard ☐ Flammable ☐ Skin Irritant ☐ Poison B ☐ Unknown ☐

Sample Disposal (A fee may be assessed if samples are retained longer than 1 month)
☐ Return To Client ☒ Disposal By Lab ☐ Archive For _____ Months

Special Instructions/QC Requirements & Comments: Samples must be analyzed within 24 hours of sample time. Filter in Lab

	Company:	Date/Time:		Company:	Date/Time:
Relinquished by:	Tetra Tech	6/14/16 1710	Received by:	ALS	6/14/16 1710
Relinquished by:	ALS	6/14/16 1815	Received by: CB	ALS	6/14 1730
Relinquished by: CB	ALS	6/14 2100	Received by:	ALS	6/14 2100

Tetra Tech, Inc.

ALS-Middletown
Case Narrative
TMM-070

Sample Management

This report contains the results of the analysis of thirty-six (36) water samples collected on June 14, 2016. Analytical results and quality control information are summarized in this data package.

Sample Receipt

The samples arrived at ALS via courier on June 14, 2016. Upon receipt, the samples were inspected and compared to the Chain of Custody. Sample temperature was documented on the enclosed Chain of Custody. Samples were received intact and properly preserved, unless noted on the enclosed Certificate of Analysis and/or Chain of Custody.

Hexavalent Chromium by EPA Method 218.6

Sample handling. Thirty-six (36) aqueous samples were analyzed for hexavalent chromium by EPA Method 218.6. The samples were filtered, preserved, and analyzed within the 24-hour holding period established by the client for the method.

Calibration. A calibration was properly established. Continuing calibration verification standards were analyzed to verify the calibration. The standards were within the QC limits.

Blanks. Method blanks were analyzed with the samples. Hexavalent chromium was not detected above the reporting limit in the blanks.

Laboratory Control Samples. Laboratory control samples, identified as 2357725, 2357727, 2357735, and 2357737, were analyzed initially and every 20 samples. The recoveries were within the QC limits.

Spikes. Matrix spike and matrix spike duplicate analyses, identified as 2357732 and 2357733, were performed on sample 2151116008 (MSA-SW38D-061416). The spike recoveries and the relative percent difference between the spikes were all within the QC limits.

Spikes. Matrix spike and matrix spike duplicate analyses, identified as 2357738 and 2357739, were performed on sample 215116018 (MSA-SW41B-061416). The spike recoveries and the relative percent difference between the spikes were all within the QC limits.

I Jennifer M. Lamoreux, as the designated Quality Assurance Officer, hereby attest that all electronic deliverables have been thoroughly reviewed and are in agreement with the associated hardcopy data. The enclosed electronic files have been reviewed for accuracy (including significant figures), completeness and format. The laboratory will be responsible for any labor time necessary to correct enclosed electronic deliverables that have been found to be in error. I can be reached at (717) 944-5541 if there are any questions or problems with the enclosed electronic deliverables.

Signature:  Title: Reporting Manager Date: 6/24/2016

ALS Environmental

34 Dogwood Lane ▪ Middletown, PA 17057 ▪ Phone: 717-944-5541 ▪ Fax: 717-944-1430 ▪ www.alsglobal.com

NELAP Certifications: NJ PA010 , NY 11759 , PA 22-293 DoD ELAP: A2LA 0818.01
State Certifications: DE ID 11 , MA PA0102 , MD 128 , VA 460157 , WV 343

SAMPLE SUMMARY

Workorder: 2151116 Hexavalent Chromium

Lab ID	Sample ID	Matrix	Date Collected	Date Received	Collected By
2151116001	MSA-SW37A-061416	Water	6/14/2016 12:53	6/14/2016 21:00	Collected by Client
2151116002	MSA-SW37B-061416	Water	6/14/2016 13:00	6/14/2016 21:00	Collected by Client
2151116003	MSA-SW37C-061416	Water	6/14/2016 13:05	6/14/2016 21:00	Collected by Client
2151116004	MSA-SW37D-061416	Water	6/14/2016 13:08	6/14/2016 21:00	Collected by Client
2151116005	MSA-SW38A-061416	Water	6/14/2016 11:34	6/14/2016 21:00	Collected by Client
2151116006	MSA-SW38B-061416	Water	6/14/2016 11:36	6/14/2016 21:00	Collected by Client
2151116007	MSA-SW38C-061416	Water	6/14/2016 11:45	6/14/2016 21:00	Collected by Client
2151116008	MSA-SW38D-061416	Water	6/14/2016 11:49	6/14/2016 21:00	Collected by Client
2151116009	MSA-SW39A-061416	Water	6/14/2016 09:23	6/14/2016 21:00	Collected by Client
2151116010	MSA-SW39B-061416	Water	6/14/2016 09:32	6/14/2016 21:00	Collected by Client
2151116011	MSA-SW39C-061416	Water	6/14/2016 09:39	6/14/2016 21:00	Collected by Client
2151116012	MSA-SW39D-061416	Water	6/14/2016 09:45	6/14/2016 21:00	Collected by Client
2151116013	MSA-SW40A-061416	Water	6/14/2016 12:00	6/14/2016 21:00	Collected by Client
2151116014	MSA-SW40B-061416	Water	6/14/2016 12:05	6/14/2016 21:00	Collected by Client
2151116015	MSA-SW40C-061416	Water	6/14/2016 12:10	6/14/2016 21:00	Collected by Client
2151116016	MSA-SW40D-061416	Water	6/14/2016 12:14	6/14/2016 21:00	Collected by Client
2151116017	MSA-SW41A-061416	Water	6/14/2016 11:00	6/14/2016 21:00	Collected by Client
2151116018	MSA-SW41B-061416	Water	6/14/2016 11:05	6/14/2016 21:00	Collected by Client
2151116019	MSA-SW41C-061416	Water	6/14/2016 11:09	6/14/2016 21:00	Collected by Client
2151116020	MSA-SW41D-061416	Water	6/14/2016 11:13	6/14/2016 21:00	Collected by Client
2151116021	MSA-SW42A-061416	Water	6/14/2016 12:31	6/14/2016 21:00	Collected by Client
2151116022	MSA-SW42B-061416	Water	6/14/2016 12:36	6/14/2016 21:00	Collected by Client
2151116023	MSA-SW42C-061416	Water	6/14/2016 12:43	6/14/2016 21:00	Collected by Client
2151116024	MSA-SW42D-061416	Water	6/14/2016 12:46	6/14/2016 21:00	Collected by Client
2151116025	MSA-SW43A-061416	Water	6/14/2016 10:34	6/14/2016 21:00	Collected by Client
2151116026	MSA-SW43B-061416	Water	6/14/2016 10:38	6/14/2016 21:00	Collected by Client
2151116027	MSA-SW43C-061416	Water	6/14/2016 10:43	6/14/2016 21:00	Collected by Client
2151116028	MSA-SW43D-061416	Water	6/14/2016 10:47	6/14/2016 21:00	Collected by Client
2151116029	MSA-SW44A-061416	Water	6/14/2016 10:12	6/14/2016 21:00	Collected by Client
2151116030	MSA-SW44B-061416	Water	6/14/2016 10:17	6/14/2016 21:00	Collected by Client
2151116031	MSA-SW44C-061416	Water	6/14/2016 10:21	6/14/2016 21:00	Collected by Client
2151116032	MSA-SW44D-061416	Water	6/14/2016 10:26	6/14/2016 21:00	Collected by Client
2151116033	MSA-SW45A-061416	Water	6/14/2016 09:53	6/14/2016 21:00	Collected by Client
2151116034	MSA-SW45B-061416	Water	6/14/2016 09:57	6/14/2016 21:00	Collected by Client

ALS Environmental

34 Dogwood Lane ▪ Middletown, PA 17057 ▪ Phone: 717-944-5541 ▪ Fax: 717-944-1430 ▪ www.alsglobal.com

NELAP Certifications: NJ PA010 , NY 11759 , PA 22-293 DoD ELAP: A2LA 0818.01
State Certifications: DE ID 11 , MA PA0102 , MD 128 , VA 460157 , WV 343

SAMPLE SUMMARY

Workorder: 2151116 Hexavalent Chromium

Lab ID	Sample ID	Matrix	Date Collected	Date Received	Collected By
2151116035	MSA-SW45C-061416	Water	6/14/2016 10:00	6/14/2016 21:00	Collected by Client
2151116036	MSA-SW45D-061416	Water	6/14/2016 10:06	6/14/2016 21:00	Collected by Client

ALS Environmental

34 Dogwood Lane ▪ Middletown, PA 17057 ▪ Phone: 717-944-5541 ▪ Fax: 717-944-1430 ▪ www.alsglobal.com

NELAP Certifications: NJ PA010 , NY 11759 , PA 22-293 DoD ELAP: A2LA 0818.01
State Certifications: DE ID 11 , MA PA0102 , MD 128 , VA 460157 , WV 343

SAMPLE SUMMARY

Workorder: 2151116 Hexavalent Chromium

Notes

-- Samples collected by ALS personnel are done so in accordance with the procedures set forth in the ALS Field Sampling Plan (20 - Field Services Sampling Plan).
-- All Waste Water analyses comply with methodology requirements of 40 CFR Part 136.
-- All Drinking Water analyses comply with methodology requirements of 40 CFR Part 141.
-- Unless otherwise noted, all quantitative results for soils are reported on a dry weight basis.
-- The Chain of Custody document is included as part of this report.
-- All Library Search analytes should be regarded as tentative identifications based on the presumptive evidence of the mass spectra. Concentrations reported are estimated values.
-- Parameters identified as "analyze immediately" require analysis within 15 minutes of collection. Any "analyze immediately" parameters not listed under the header "Field Parameters" are preformed in the laboratory and are therefore analyzed out of hold time.
-- Method references listed on this report beginning with the prefix “S” followed by a method number (such as S2310B-97) refer to methods from “Standard Methods for the Examination of Water and Wastewater”.
-- For microbiological analyses, the "Prepared" value is the date/time into the incurbator and the "Analyzed" value is the date/time out the incubator.

Standard Acronyms/Flags

J	Indicates an estimated value between the Method Detection Limit (MDL) and the Practical Quantitation Limit (PQL) for the analyte
U	Indicates that the analyte was Not Detected (ND)
N	Indicates presumptive evidence of the presence of a compound
MDL	Method Detection Limit
PQL	Practical Quantitation Limit
RDL	Reporting Detection Limit
ND	Not Detected - indicates that the analyte was Not Detected at the RDL
Cntr	Analysis was performed using this container
RegLmt	Regulatory Limit
LCS	Laboratory Control Sample
MS	Matrix Spike
MSD	Matrix Spike Duplicate
DUP	Sample Duplicate
%Rec	Percent Recovery
RPD	Relative Percent Difference
LOD	DoD Limit of Detection
LOQ	DoD Limit of Quantitation
DL	DoD Detection Limit
I	Indicates reported value is greater than or equal to the Method Detection Limit (MDL) but less than the Report Detection Limit (RDL)
(S)	Surrogate Compound
NC	Not Calculated
*	Result outside of QC limits

Title: 4-061516
Datasource: WETCHEMIC
Location: ICS2100\ICS2100 Sequence\Cr +6\2016\4-1606
Timebase: ICS2100 Created: 6/15/2016 12:02:12 AM by almdt.nouser
#Samples: 68 Last Update: 6/15/2016 12:06:57 AM by almdt.nouser

No.	Pos.	Name	*DilutionFactor	*SampleType	Comment	Program	Method	*Analyst	*Batch
1	1	Cal Std 1	1	CAL		cr+6	218_6_061116	MBW	
2	2	Cal Std 2	1	CAL		cr+6	218_6_061116	MBW	
3	3	Cal Std 3	1	CAL		cr+6	218_6_061116	MBW	
4	4	Cal Std 4	1	CAL		cr+6	218_6_061116	MBW	
5	5	Cal Std 5	1	CAL		cr+6	218_6_061116	MBW	
6	6	Cal Std 6	1	CAL		cr+6	218_6_061116	MBW	
7	1	2357724	1	MB	LRB	cr+6	218_6_061116	MBW	171552
8	2	2357725	1	MRL	MRL	cr+6	218_6_061116	MBW	171552
9	3	2357726	1	CCVL	LFB	cr+6	218_6_061116	MBW	171552
10	4	2357727	1	LCS	QCS	cr+6	218_6_061116	MBW	171552
11	5	2150965001	1	SAMPLE		cr+6	218_6_061116	MBW	171552
12	6	2357728	1	MS		cr+6	218_6_061116	MBW	171552
13	7	2357729	1	MSD		cr+6	218_6_061116	MBW	171552
14	8	2150965002	1	SAMPLE		cr+6	218_6_061116	MBW	171552
15	9	2150966001	1	SAMPLE		cr+6	218_6_061116	MBW	171552
16	10	2151116001	1	SAMPLE		cr+6	218_6_061116	MBW	171552
17	11	2151116002	1	SAMPLE		cr+6	218_6_061116	MBW	171552
18	12	2151116003	1	SAMPLE		cr+6	218_6_061116	MBW	171552
19	13	2151116004	1	SAMPLE		cr+6	218_6_061116	MBW	171552
20	14	2151116005	1	SAMPLE		cr+6	218_6_061116	MBW	171552
21	15	2151116006	1	SAMPLE		cr+6	218_6_061116	MBW	171552
22	16	2151116007	1	SAMPLE		cr+6	218_6_061116	MBW	171552
23	17	2357730	1	CCVH		cr+6	218_6_061116	MBW	171552
24	18	2357731	1	MB		cr+6	218_6_061116	MBW	171552
25	19	2151116008	1	SAMPLE		cr+6	218_6_061116	MBW	171552
26	20	2357732	1	MS		cr+6	218_6_061116	MBW	171552
27	21	2357733	1	MSD		cr+6	218_6_061116	MBW	171552
28	22	2151116009	1	SAMPLE		cr+6	218_6_061116	MBW	171552
29	23	2151116010	1	SAMPLE		cr+6	218_6_061116	MBW	171552
30	24	2151116011	1	SAMPLE		cr+6	218_6_061116	MBW	171552
31	25	2151116012	1	SAMPLE		cr+6	218_6_061116	MBW	171552
32	26	2151116013	1	SAMPLE		cr+6	218_6_061116	MBW	171552
33	27	2151116014	1	SAMPLE		cr+6	218_6_061116	MBW	171552
34	28	2151116015	1	SAMPLE		cr+6	218_6_061116	MBW	171552
35	29	2151116016	1	SAMPLE		cr+6	218_6_061116	MBW	171552
36	30	2151116017	1	SAMPLE		cr+6	218_6_061116	MBW	171552
37	31	2357734	1	MB	LRB	cr+6	218_6_061116	MBW	171553
38	32	2357735	1	MRL	MRL	cr+6	218_6_061116	MBW	171553
39	33	2357736	1	CCVL	LFB	cr+6	218_6_061116	MBW	171553
40	34	2357737	1	LCS	QCS	cr+6	218_6_061116	MBW	171553
41	35	2151116018	1	SAMPLE		cr+6	218_6_061116	MBW	171553

Title: 4-061516
Datasource: WETCHEMIC
Location: ICS2100\ICS2100 Sequence\Cr +6\2016\4-1606
Timebase: ICS2100 Created: 6/15/2016 12:02:12 AM by almdt.nouser
#Samples: 68 Last Update: 6/15/2016 12:06:57 AM by almdt.nouser

No.	Pos.	Name	*DilutionFactor	*SampleType	Comment	Program	Method	*Analyst	*Batch
42	36	2357738	1	MS		cr+6	218_6_061116	MBW	171553
43	37	2357739	1	MSD		cr+6	218_6_061116	MBW	171553
44	38	2151116019	1	SAMPLE		cr+6	218_6_061116	MBW	171553
45	39	2151116020	1	SAMPLE		cr+6	218_6_061116	MBW	171553
46	40	2151116021	1	SAMPLE		cr+6	218_6_061116	MBW	171553
47	41	2151116022	1	SAMPLE		cr+6	218_6_061116	MBW	171553
48	42	2151116023	1	SAMPLE		cr+6	218_6_061116	MBW	171553
49	43	2151116024	1	SAMPLE		cr+6	218_6_061116	MBW	171553
50	44	2151116025	1	SAMPLE		cr+6	218_6_061116	MBW	171553
51	45	2151116026	1	SAMPLE		cr+6	218_6_061116	MBW	171553
52	46	2151116027	1	SAMPLE		cr+6	218_6_061116	MBW	171553
53	47	2357740	1	CCVH		cr+6	218_6_061116	MBW	171553
54	48	2357741	1	MB		cr+6	218_6_061116	MBW	171553
55	49	2151116028	1	SAMPLE		cr+6	218_6_061116	MBW	171553
56	50	2357742	1	MS		cr+6	218_6_061116	MBW	171553
57	1	2357743	1	MSD		cr+6	218_6_061116	MBW	171553
58	2	2151116029	1	SAMPLE		cr+6	218_6_061116	MBW	171553
59	3	2151116030	1	SAMPLE		cr+6	218_6_061116	MBW	171553
60	4	2151116031	1	SAMPLE		cr+6	218_6_061116	MBW	171553
61	5	2151116032	1	SAMPLE		cr+6	218_6_061116	MBW	171553
62	6	2151116033	1	SAMPLE		cr+6	218_6_061116	MBW	171553
63	7	2151116034	1	SAMPLE		cr+6	218_6_061116	MBW	171553
64	8	2151116035	1	SAMPLE		cr+6	218_6_061116	MBW	171553
65	9	2151116036	1	SAMPLE		cr+6	218_6_061116	MBW	171553
66	10	2357744	1	CCVL		cr+6	218_6_061116	MBW	171553
67	11	2357745	1	MB		cr+6	218_6_061116	MBW	171553
68	12	SHUTDOWN		MISC		shutdownCR6	218_6_061116	MBW	171553

ANION SUMMARY REPORT

No.	Name	Time	*Analyst	lutionFac	*Batch	*Instrument	Amount Cr6 UV_VIS_1
7	2357724	06/15/16 00:32	MBW	1	171552	IC-4	n.a.
8	2357725	06/15/16 00:40	MBW	1	171552	IC-4	0.258
9	2357726	06/15/16 00:47	MBW	1	171552	IC-4	4.835
10	2357727	06/15/16 00:55	MBW	1	171552	IC-4	9.671
11	2150965001	06/15/16 01:03	MBW	1	171552	IC-4	0.076
12	2357728	06/15/16 01:11	MBW	1	171552	IC-4	0.086
13	2357729	06/15/16 01:19	MBW	1	171552	IC-4	0.100
14	2150965002	06/15/16 01:26	MBW	1	171552	IC-4	n.a.
15	2150966001	06/15/16 01:34	MBW	1	171552	IC-4	0.501
16	2151116001	06/15/16 01:42	MBW	1	171552	IC-4	n.a.
17	2151116002	06/15/16 01:50	MBW	1	171552	IC-4	n.a.
18	2151116003	06/15/16 01:58	MBW	1	171552	IC-4	n.a.
19	2151116004	06/15/16 02:05	MBW	1	171552	IC-4	n.a.
20	2151116005	06/15/16 02:13	MBW	1	171552	IC-4	n.a.
21	2151116006	06/15/16 02:21	MBW	1	171552	IC-4	n.a.
22	2151116007	06/15/16 02:29	MBW	1	171552	IC-4	n.a.
23	2357730	06/15/16 02:36	MBW	1	171552	IC-4	19.483
24	2357731	06/15/16 02:44	MBW	1	171552	IC-4	n.a.
25	2151116008	06/15/16 02:52	MBW	1	171552	IC-4	n.a.
26	2357732	06/15/16 03:09	MBW	1	171552	IC-4	4.839
27	2357733	06/15/16 03:17	MBW	1	171552	IC-4	4.914
28	2151116009	06/15/16 03:25	MBW	1	171552	IC-4	n.a.
29	2151116010	06/15/16 03:32	MBW	1	171552	IC-4	n.a.
30	2151116011	06/15/16 03:40	MBW	1	171552	IC-4	n.a.
31	2151116012	06/15/16 03:48	MBW	1	171552	IC-4	n.a.
32	2151116013	06/15/16 03:56	MBW	1	171552	IC-4	n.a.
33	2151116014	06/15/16 04:04	MBW	1	171552	IC-4	n.a.
34	2151116015	06/15/16 04:11	MBW	1	171552	IC-4	n.a.
35	2151116016	06/15/16 04:19	MBW	1	171552	IC-4	n.a.
36	2151116017	06/15/16 04:27	MBW	1	171552	IC-4	n.a.
37	2357734	06/15/16 04:35	MBW	1	171553	IC-4	n.a.
38	2357735	06/15/16 04:43	MBW	1	171553	IC-4	0.265
39	2357736	06/15/16 04:50	MBW	1	171553	IC-4	4.871
40	2357737	06/15/16 04:58	MBW	1	171553	IC-4	9.768
41	2151116018	06/15/16 05:06	MBW	1	171553	IC-4	n.a.
42	2357738	06/15/16 05:14	MBW	1	171553	IC-4	4.892
43	2357739	06/15/16 05:22	MBW	1	171553	IC-4	4.892
44	2151116019	06/15/16 05:29	MBW	1	171553	IC-4	n.a.
45	2151116020	06/15/16 05:37	MBW	1	171553	IC-4	n.a.
46	2151116021	06/15/16 05:45	MBW	1	171553	IC-4	n.a.
47	2151116022	06/15/16 05:53	MBW	1	171553	IC-4	n.a.
48	2151116023	06/15/16 06:00	MBW	1	171553	IC-4	n.a.

49	2151116024	06/15/16 06:08	MBW	1	171553	IC-4	n.a.
50	2151116025	06/15/16 06:16	MBW	1	171553	IC-4	n.a.
51	2151116026	06/15/16 06:24	MBW	1	171553	IC-4	n.a.
52	2151116027	06/15/16 06:32	MBW	1	171553	IC-4	n.a.
53	2357740	06/15/16 06:39	MBW	1	171553	IC-4	19.861
54	2357741	06/15/16 06:47	MBW	1	171553	IC-4	n.a.
55	2151116028	06/15/16 06:55	MBW	1	171553	IC-4	n.a.
56	2357742	06/15/16 07:03	MBW	1	171553	IC-4	4.751
57	2357743	06/15/16 07:11	MBW	1	171553	IC-4	4.677
58	2151116029	06/15/16 07:18	MBW	1	171553	IC-4	n.a.
59	2151116030	06/15/16 07:26	MBW	1	171553	IC-4	n.a.
60	2151116031	06/15/16 07:34	MBW	1	171553	IC-4	n.a.
61	2151116032	06/15/16 07:42	MBW	1	171553	IC-4	n.a.
62	2151116033	06/15/16 07:50	MBW	1	171553	IC-4	n.a.
63	2151116034	06/15/16 07:57	MBW	1	171553	IC-4	n.a.
64	2151116035	06/15/16 08:05	MBW	1	171553	IC-4	n.a.
65	2151116036	06/15/16 08:13	MBW	1	171553	IC-4	n.a.
66	2357744	06/15/16 08:21	MBW	1	171553	IC-4	4.910
67	2357745	06/15/16 08:29	MBW	1	171553	IC-4	n.a.
68	SHUTDOWN	06/15/16 08:36	MBW		171553	IC-4	n.a.

Form 6B
Inorganic Initial and Continuing Calibration Verification Summary

Analysis Method: EPA 218.6 SDG No.: TMM070

Instrument ID: IC-4 Units: ug/L

Sample ID	Analyte	Type	Analyzed	True Conc.	Conc. Recovered	Recovery (%)	(1)	Acc. Limit (%)
2357726	Hexavalent Chromium	CCVL	06/15/2016 00:47	5	4.8	96.7		90 - 110
2357730	Hexavalent Chromium	CCVH	06/15/2016 02:36	20	19.5	97.4		90 - 110
2357736	Hexavalent Chromium	CCVL	06/15/2016 04:50	5	4.9	97.4		90 - 110
2357740	Hexavalent Chromium	CCVH	06/15/2016 06:39	20	19.9	99.3		90 - 110
2357744	Hexavalent Chromium	CCVL	06/15/2016 08:21	5	4.9	98.2		90 - 110

(1) The following qualifiers are used:
* : Values outside of acceptable limits

Comments:

Form 4B
Inorganic Blank Summary

Analysis Method: EPA 218.6
Instrument: IC-4

SDG No.: TMM070

Sample ID	Analyte	Type	Matrix	Analyzed	Result	Q (1)	Units
2357724	Hexavalent Chromium	MB	QC-Water	06/15/2016 00:32	0.25	U	ug/L
2357731	Hexavalent Chromium	MB	QC-Water	06/15/2016 02:44	0.25	U	ug/L
2357734	Hexavalent Chromium	MB	QC-Water	06/15/2016 04:35	0.25	U	ug/L
2357741	Hexavalent Chromium	MB	QC-Water	06/15/2016 06:47	0.25	U	ug/L
2357745	Hexavalent Chromium	MB	QC-Water	06/15/2016 08:29	0.25	U	ug/L

(1) The following qualifiers are used:

U: The analyte concentration is less than the reporting limit listed
J: The analyte concentration is less than the reporting limit but greater than the method detection limit

Comments:

Form 8B
Laboratory Control Sample (LCS) Recovery Summary

Analysis Method: EPA 218.6 SDG No.: TMM070

Matrix (soil/water): QC-Water Instrument ID: IC-4

Units: ug/L

Sample ID	Analyte	Type	Analyzed	True Conc.	Conc. Recovered	Recovery (%)	(1)	Acc. Limit (%)
2357725	Hexavalent Chromium	MRL	06/15/2016 00:40	0.25	0.26	103		50 - 150
2357727	Hexavalent Chromium	LCS	06/15/2016 00:55	10	9.7	96.7		90 - 110
2357735	Hexavalent Chromium	MRL	06/15/2016 04:43	0.25	0.27	106		50 - 150
2357737	Hexavalent Chromium	LCS	06/15/2016 04:58	10	9.8	97.7		90 - 110

(1) The following qualifiers are used:

* : Values outside of acceptable limits

Comments:

Sample Description

MSA-SW38D-061416

Form 3A
Matrix Spike and Matrix Spike Duplicate Recovery Summary

Analysis Method: EPA 218.6
Matrix (soil/water): Water

SDG No.: TMM070
Units: ug/L
Lab Sample ID: 2151116008
Lab MS Sample ID: 2357732
Lab MSD Sample ID: 2357733

Analyte	Spike Added	Sample Concentration	MS Concentration	MS Recovery (%)	(1)	Acceptable Limits (%)
Hexavalent Chromium	5	0.0	4.8	96.8		90 - 110

Analyte	Spike Added	MSD Concentration	MSD Recovery (%)	(1)	Acceptable Limits (%)	RPD (%)	(1)	Acc. Lim. (%)
Hexavalent Chromium	5	4.9	98.3		90 - 110	1.54		20

(1) The following qualifiers are used:

* : Values outside of acceptable limits
D : Spikes diluted out

Comments:

Sample Description

MSA-SW41B-061416

Form 3A
Matrix Spike and Matrix Spike Duplicate Recovery Summary

Analysis Method: EPA 218.6
Matrix (soil/water): Water

SDG No.: TMM070
Units: ug/L
Lab Sample ID: 2151116018
Lab MS Sample ID: 2357738
Lab MSD Sample ID: 2357739

Analyte	Spike Added	Sample Concentration	MS Concentration	MS Recovery (%)	(1)	Acceptable Limits (%)
Hexavalent Chromium	5	0.0	4.9	97.8		90 - 110

Analyte	Spike Added	MSD Concentration	MSD Recovery (%)	(1)	Acceptable Limits (%)	RPD (%)	(1)	Acc. Lim. (%)
Hexavalent Chromium	5	4.9	97.8		90 - 110	0		20

(1) The following qualifiers are used:

* : Values outside of acceptable limits
D : Spikes diluted out

Comments:

Sample Description

MSA-SW43D-061416

Form 3A
Matrix Spike and Matrix Spike Duplicate Recovery Summary

Analysis Method: EPA 218.6
Matrix (soil/water): Water

SDG No.: TMM070
Units: ug/L
Lab Sample ID: 2151116028
Lab MS Sample ID: 2357742
Lab MSD Sample ID: 2357743

Analyte	Spike Added	Sample Concentration	MS Concentration	MS Recovery (%)	(1)	Acceptable Limits (%)
Hexavalent Chromium	5	0.0	4.8	95		90 - 110

Analyte	Spike Added	MSD Concentration	MSD Recovery (%)	(1)	Acceptable Limits (%)	RPD (%)	(1)	Acc. Lim. (%)
Hexavalent Chromium	5	4.7	93.5		90 - 110	1.57		20

(1) The following qualifiers are used:

* : Values outside of acceptable limits
D : Spikes diluted out

Comments:

Cr+6 218.6 pH Filtration Prep

Sample	Adjusted With	Final pH 9-9.5, SI units	0.4 µm Filtered
2151116001	Cr+6 Buffer	X	Y
2151116002	Cr+6 Buffer	X	Y
2151116003	Cr+6 Buffer	X	Y
2151116004	Cr+6 Buffer	X	Y
2151116005	Cr+6 Buffer	X	Y
2151116006	Cr+6 Buffer	X	Y
2151116007	Cr+6 Buffer	X	Y
2151116008	Cr+6 Buffer	X	Y
2151116009	Cr+6 Buffer	X	Y
2151116010	Cr+6 Buffer	X	Y
2151116011	Cr+6 Buffer	X	Y
2151116012	Cr+6 Buffer	X	Y
2151116013	Cr+6 Buffer	X	Y
2151116014	Cr+6 Buffer	X	Y
2151116015	Cr+6 Buffer	X	Y
2151116016	Cr+6 Buffer	X	Y
2151116017	Cr+6 Buffer	X	Y
		MBW 6/15/16	

Date:	6.15.2016
Tech:	MBW

MBW 6/15/16

Queue:	WETC
Batch:	171552

Reagent:	
Cr+6 Buffer:	WR160514007

Reviewed by:	
Reviewed date:	

Comments:
An "X" in the Final pH column indicates that the sample pH is within this range.
Adjusted with "None" indicates sample was received at labortory already within required pH range.

Cr+6 218.6 pH Filtration Prep

Sample	Adjusted With	Final pH 9-9.5, SI units	0.4 µm Filtered
2151116018	Cr+6 Buffer	X	Y
2151116019	Cr+6 Buffer	X	Y
2151116020	Cr+6 Buffer	X	Y
2151116021	Cr+6 Buffer	X	Y
2151116022	Cr+6 Buffer	X	Y
2151116023	Cr+6 Buffer	X	Y
2151116024	Cr+6 Buffer	X	Y
2151116025	Cr+6 Buffer	X	Y
2151116026	Cr+6 Buffer	X	Y
2151116027	Cr+6 Buffer	X	Y
2151116028	Cr+6 Buffer	X	Y
2151116029	Cr+6 Buffer	X	Y
2151116030	Cr+6 Buffer	X	Y
2151116031	Cr+6 Buffer	X	Y
2151116032	Cr+6 Buffer	X	Y
2151116033	Cr+6 Buffer	X	Y
2151116034	Cr+6 Buffer	X	Y
2151116035	Cr+6 Buffer	X	Y
2151116036	Cr+6 Buffer	X	Y
		MBW 6/15/16	

Date:	6.15.2015 16
Tech:	MBW

MBW 6/15/16

Queue:	WETC
Batch:	171552

Reagent:	
Cr+6 Buffer:	WR160514007

Reviewed by:	
Reviewed date:	

Comments:
An "X" in the Final pH column indicates that the sample pH is within this range.
Adjusted with "None" indicates sample was received at labortory already within required pH range.

APPENDIX C—CHEMICAL-RESULTS DATA TABLE

Table C-1
Chemical Results for Surface Water Samples-June 2016
Frog Mortar Creek
Lockheed Martin, Martin State Airport, Middle River, Maryland

LOCATION	EL-SW01A	EL-SW01B	EL-SW01C	EL-SW01D
SAMPLE ID	EL-SW01A-061416	EL-SW01B-061416	EL-SW01C-061416	EL-SW01D-061416
SAMPLE DATE	20160614	20160614	20160614	20160614
VOLATILES (UG/L)				
1,1,1,2-TETRACHLOROETHANE	0.28 U	0.28 U	0.28 U	0.28 U
1,1,1-TRICHLOROETHANE	0.44 U	0.44 U	0.44 U	0.44 U
1,1,2,2-TETRACHLOROETHANE	0.22 U	0.22 U	0.22 U	0.22 U
1,1,2-TRICHLOROTRIFLUOROETHANE	NA	NA	NA	NA
1,1-DICHLOROETHANE	0.3 U	0.3 U	0.3 U	0.3 U
1,1-DICHLOROETHENE	0.45 U	0.45 U	0.45 U	0.45 U
1,1-DICHLOROPROPENE	0.42 U	0.42 U	0.42 U	0.42 U
1,2,3-TRICHLOROBENZENE	0.37 U	0.37 U	0.37 U	0.37 U
1,2,3-TRICHLOROPROPANE	0.44 U	0.44 U	0.44 U	0.44 U
1,2,3-TRIMETHYLBENZENE	0.47 U	0.47 U	0.47 U	0.47 U
1,2,4-TRICHLOROBENZENE	0.32 U	0.32 U	0.32 U	0.32 U
1,2,4-TRIMETHYLBENZENE	0.41 U	0.41 U	0.41 U	0.41 U
1,2-DIBROMO-3-CHLOROPROPANE	0.82 UJ	0.82 UJ	0.82 UJ	0.82 UJ
1,2-DIBROMOETHANE	0.32 U	0.32 U	0.32 U	0.32 U
1,2-DICHLOROBENZENE	0.25 U	0.25 U	0.25 U	0.25 U
1,2-DICHLOROETHANE	0.23 U	0.23 U	0.23 U	0.23 U
1,2-DICHLOROPROPANE	0.25 U	0.25 U	0.25 U	0.25 U
1,3-DICHLOROBENZENE	0.19 U	0.19 U	0.19 U	0.19 U
1,3-DICHLOROPROPANE	0.19 U	0.19 U	0.19 U	0.19 U
1,4-DICHLOROBENZENE	0.27 U	0.27 U	0.27 U	0.27 U
2,2-DICHLOROPROPANE	0.26 U	0.26 U	0.26 U	0.26 U
2-BUTANONE	0.53 U	0.53 U	0.53 U	0.53 U
2-CHLOROETHYL VINYL ETHER	0.59 UR	0.59 UR	0.59 UR	0.59 UR
2-CHLOROTOLUENE	0.4 U	0.4 U	0.4 U	0.4 U
2-HEXANONE	0.48 U	0.48 U	0.48 U	0.48 U
4-CHLOROTOLUENE	0.29 U	0.29 U	0.29 U	0.29 U
4-ISOPROPYLTOLUENE	0.43 U	0.43 U	0.43 U	0.43 U
4-METHYL-2-PENTANONE	0.99 U	0.99 U	0.99 U	0.99 U
ACETONE	0.94 U	0.94 U	0.94 U	0.94 U
BENZENE	0.35 U	0.35 U	0.35 U	0.35 U
BROMOBENZENE	0.35 U	0.35 U	0.35 U	0.35 U
BROMOCHLOROMETHANE	0.5 U	0.5 U	0.5 U	0.5 U
BROMODICHLOROMETHANE	0.29 U	0.29 U	0.29 U	0.29 U
BROMOFORM	0.56 U	0.56 U	0.56 U	0.56 U
BROMOMETHANE	0.44 U	0.44 U	0.44 U	0.44 U
CARBON DISULFIDE	0.38 U	0.38 U	0.38 U	0.38 U
CARBON TETRACHLORIDE	0.43 U	0.43 U	0.43 U	0.43 U
CHLOROBENZENE	0.25 U	0.25 U	0.25 U	0.25 U
CHLORODIBROMOMETHANE	0.43 U	0.43 U	0.43 U	0.43 U
CHLORODIFLUOROMETHANE	NA	NA	NA	NA
CHLOROETHANE	0.32 U	0.32 U	0.32 U	0.32 U
CHLOROFORM	0.25 U	0.25 U	0.25 U	0.25 U
CHLOROMETHANE	0.44 U	0.44 U	0.44 U	0.44 U

Table C-1
Chemical Results for Surface Water Samples-June 2016
Frog Mortar Creek
Lockheed Martin, Martin State Airport, Middle River, Maryland

LOCATION	EL-SW01A	EL-SW01B	EL-SW01C	EL-SW01D
SAMPLE ID	EL-SW01A-061416	EL-SW01B-061416	EL-SW01C-061416	EL-SW01D-061416
SAMPLE DATE	20160614	20160614	20160614	20160614
CIS-1,2-DICHLOROETHENE	0.26 U	0.26 U	0.26 U	0.35 J
CIS-1,3-DICHLOROPROPENE	0.46 U	0.46 U	0.46 U	0.46 U
DIBROMOMETHANE	0.42 U	0.42 U	0.42 U	0.42 U
DICHLORODIFLUOROMETHANE	0.32 U	0.32 U	0.32 U	0.32 U
DIISOPROPYL ETHER	0.5 U	0.5 U	0.5 U	0.5 U
ETHYL TERT-BUTYL ETHER	0.23 U	0.23 U	0.23 U	0.23 U
ETHYLBENZENE	0.25 U	0.25 U	0.25 U	0.25 U
HEXACHLOROBUTADIENE	0.35 U	0.35 U	0.35 U	0.35 U
ISOPROPYLBENZENE	0.35 U	0.35 U	0.35 U	0.35 U
M+P-XYLENES	0.24 U	0.24 U	0.24 U	0.24 U
METHYL TERT-BUTYL ETHER	0.2 U	0.2 U	0.2 U	0.2 U
METHYLENE CHLORIDE	0.33 U	0.33 U	0.33 U	0.33 U
NAPHTHALENE	0.45 U	0.45 U	0.45 U	0.45 U
N-BUTYLBENZENE	0.31 U	0.31 U	0.31 U	0.31 U
N-PROPYLBENZENE	0.4 U	0.4 U	0.4 U	0.4 U
O-XYLENE	0.25 U	0.25 U	0.25 U	0.25 U
SEC-BUTYLBENZENE	0.48 U	0.48 U	0.48 U	0.48 U
STYRENE	0.45 U	0.45 U	0.45 U	0.45 U
TERT-AMYL METHYL ETHER	0.3 U	0.3 U	0.3 U	0.3 U
TERT-BUTYLBENZENE	0.41 U	0.41 U	0.41 U	0.41 U
TERTIARY-BUTYL ALCOHOL	4.9 U	4.9 U	4.9 U	4.9 U
TETRACHLOROETHENE	0.31 U	0.31 U	0.31 U	0.31 U
TOLUENE	0.23 U	0.23 U	0.23 U	0.23 U
TOTAL XYLENES	0.52 U	0.52 U	0.52 U	0.52 U
TOTAL XYLENES DETECTED	0 U	0 U	0 U	0 U
TRANS-1,2-DICHLOROETHENE	0.3 U	0.3 U	0.3 U	0.3 U
TRANS-1,3-DICHLOROPROPENE	0.56 U	0.56 U	0.56 U	0.56 U
TRICHLOROETHENE	0.27 J	0.28 J	0.24 J	0.71 J
TRICHLOROFLUOROMETHANE	0.49 U	0.49 U	0.49 U	0.49 U
VINYL ACETATE	0.41 U	0.41 U	0.41 U	0.41 U
VINYL CHLORIDE	0.29 U	0.29 U	0.29 U	0.29 U
DISSOLVED METALS (UG/L)				
ANTIMONY	NA	NA	NA	NA
ARSENIC	NA	NA	NA	NA
BARIUM	NA	NA	NA	NA
BERYLLIUM	NA	NA	NA	NA
CADMIUM	NA	NA	NA	NA
CHROMIUM	NA	NA	NA	NA
COBALT	NA	NA	NA	NA
COPPER	NA	NA	NA	NA
LEAD	NA	NA	NA	NA
MERCURY	NA	NA	NA	NA
MOLYBDENUM	NA	NA	NA	NA
NICKEL	NA	NA	NA	NA

Table C-1
Chemical Results for Surface Water Samples-June 2016
Frog Mortar Creek
Lockheed Martin, Martin State Airport, Middle River, Maryland

LOCATION SAMPLE ID SAMPLE DATE	EL-SW01A EL-SW01A-061416 20160614	EL-SW01B EL-SW01B-061416 20160614	EL-SW01C EL-SW01C-061416 20160614	EL-SW01D EL-SW01D-061416 20160614
SELENIUM	NA	NA	NA	NA
SILVER	NA	NA	NA	NA
THALLIUM	NA	NA	NA	NA
TUNGSTEN	NA	NA	NA	NA
VANADIUM	NA	NA	NA	NA
ZINC	NA	NA	NA	NA
MISCELLANEOUS PARAMETERS (MG/L)				
CALCIUM HARDNESS AS CACO3	NA	NA	NA	NA
HARDNESS AS CACO3	NA	NA	NA	NA
MAGNESIUM HARDNESS AS CACO3	NA	NA	NA	NA
MISCELLANEOUS PARAMETERS (UG/L)				
HEXAVALENT CHROMIUM	NA	NA	NA	NA

Table C-1
Chemical Results for Surface Water Samples-June 2016
Frog Mortar Creek
Lockheed Martin, Martin State Airport, Middle River, Maryland

LOCATION SAMPLE ID SAMPLE DATE	MSA-SW37A MSA-SW37A-061416 20160614	MSA-SW37B MSA-SW37B-061416 20160614	MSA-SW37C MSA-SW37C-061416 20160614	MSA-SW37D MSA-SW37D-061416 20160614
VOLATILES (UG/L)				
1,1,1,2-TETRACHLOROETHANE	0.28 U	0.28 U	0.28 U	0.28 U
1,1,1-TRICHLOROETHANE	0.44 U	0.44 U	0.44 U	0.44 U
1,1,2,2-TETRACHLOROETHANE	0.22 UJ	0.22 UJ	0.22 UJ	0.22 UJ
1,1,2-TRICHLOROTRIFLUOROETHANE	0.45 UJ	0.45 UJ	0.45 UJ	0.45 UJ
1,1-DICHLOROETHANE	0.3 U	0.3 U	0.3 U	0.3 U
1,1-DICHLOROETHENE	0.45 U	0.45 U	0.45 U	0.45 U
1,1-DICHLOROPROPENE	0.42 U	0.42 U	0.42 U	0.42 U
1,2,3-TRICHLOROBENZENE	0.37 UJ	0.37 UJ	0.37 UJ	0.37 UJ
1,2,3-TRICHLOROPROPANE	0.44 U	0.44 U	0.44 U	0.44 U
1,2,3-TRIMETHYLBENZENE	0.47 U	0.47 U	0.47 U	0.47 U
1,2,4-TRICHLOROBENZENE	0.32 U	0.32 U	0.32 U	0.32 U
1,2,4-TRIMETHYLBENZENE	0.41 U	0.41 U	0.41 U	0.41 U
1,2-DIBROMO-3-CHLOROPROPANE	0.82 U	0.82 U	0.82 U	0.82 U
1,2-DIBROMOETHANE	0.32 U	0.32 U	0.32 U	0.32 U
1,2-DICHLOROBENZENE	0.25 U	0.25 U	0.25 U	0.25 U
1,2-DICHLOROETHANE	0.23 U	0.23 U	0.23 U	0.23 U
1,2-DICHLOROPROPANE	0.25 U	0.25 U	0.25 U	0.25 U
1,3-DICHLOROBENZENE	0.19 U	0.19 U	0.19 U	0.19 U
1,3-DICHLOROPROPANE	0.19 U	0.19 U	0.19 U	0.19 U
1,4-DICHLOROBENZENE	0.27 U	0.27 U	0.27 U	0.27 U
2,2-DICHLOROPROPANE	0.26 U	0.26 U	0.26 U	0.26 U
2-BUTANONE	0.53 UJ	0.53 UJ	0.53 UJ	0.53 UJ
2-CHLOROETHYL VINYL ETHER	0.59 UR	0.59 UR	0.59 UR	0.59 UR
2-CHLOROTOLUENE	0.4 U	0.4 U	0.4 U	0.4 U
2-HEXANONE	0.48 U	0.48 U	0.48 U	0.48 U
4-CHLOROTOLUENE	0.29 U	0.29 U	0.29 U	0.29 U
4-ISOPROPYLTOLUENE	0.43 U	0.43 U	0.43 U	0.43 U
4-METHYL-2-PENTANONE	0.99 UJ	0.99 UJ	0.99 UJ	0.99 UJ
ACETONE	0.94 U	0.94 U	0.94 U	0.94 U
BENZENE	0.35 U	0.35 U	0.35 U	0.35 U
BROMOBENZENE	0.35 U	0.35 U	0.35 U	0.35 U
BROMOCHLOROMETHANE	0.5 U	0.5 U	0.5 U	0.5 U
BROMODICHLOROMETHANE	0.29 U	0.29 U	0.29 U	0.29 U
BROMOFORM	0.56 UJ	0.56 UJ	0.56 UJ	0.56 UJ
BROMOMETHANE	0.44 U	0.44 U	0.44 U	0.44 U
CARBON DISULFIDE	0.38 U	0.38 U	0.38 U	0.38 U
CARBON TETRACHLORIDE	0.43 U	0.43 U	0.43 U	0.43 U
CHLOROBENZENE	0.25 U	0.25 U	0.25 U	0.25 U
CHLORODIBROMOMETHANE	0.43 UJ	0.43 UJ	0.43 UJ	0.43 UJ
CHLORODIFLUOROMETHANE	1 UJ	1 UJ	1 UJ	1 UJ
CHLOROETHANE	0.32 UJ	0.32 UJ	0.32 UJ	0.32 UJ
CHLOROFORM	0.25 U	0.25 U	0.25 U	0.25 U
CHLOROMETHANE	0.44 U	0.44 U	0.44 U	0.44 U

Table C-1
Chemical Results for Surface Water Samples-June 2016
Frog Mortar Creek
Lockheed Martin, Martin State Airport, Middle River, Maryland

LOCATION	MSA-SW37A	MSA-SW37B	MSA-SW37C	MSA-SW37D
SAMPLE ID	MSA-SW37A-061416	MSA-SW37B-061416	MSA-SW37C-061416	MSA-SW37D-061416
SAMPLE DATE	20160614	20160614	20160614	20160614
CIS-1,2-DICHLOROETHENE	0.26 U	0.26 U	0.26 U	0.26 U
CIS-1,3-DICHLOROPROPENE	0.46 U	0.46 U	0.46 U	0.46 U
DIBROMOMETHANE	0.42 U	0.42 U	0.42 U	0.42 U
DICHLORODIFLUOROMETHANE	0.32 U	0.32 U	0.32 U	0.32 U
DIISOPROPYL ETHER	0.5 U	0.5 U	0.5 U	0.5 U
ETHYL TERT-BUTYL ETHER	0.23 U	0.23 U	0.23 U	0.23 U
ETHYLBENZENE	0.25 U	0.25 U	0.25 U	0.25 U
HEXACHLOROBUTADIENE	0.35 UJ	0.35 UJ	0.35 UJ	0.35 UJ
ISOPROPYLBENZENE	0.35 U	0.35 U	0.35 U	0.35 U
M+P-XYLENES	0.24 U	0.24 U	0.24 U	0.24 U
METHYL TERT-BUTYL ETHER	0.2 U	0.2 U	0.2 U	0.2 U
METHYLENE CHLORIDE	0.33 U	0.33 U	0.33 U	0.33 U
NAPHTHALENE	0.45 U	0.45 U	0.45 U	0.45 U
N-BUTYLBENZENE	0.31 U	0.31 U	0.31 U	0.31 U
N-PROPYLBENZENE	0.4 U	0.4 U	0.4 U	0.4 U
O-XYLENE	0.25 U	0.25 U	0.25 U	0.25 U
SEC-BUTYLBENZENE	0.48 U	0.48 U	0.48 U	0.48 U
STYRENE	0.45 U	0.45 U	0.45 U	0.45 U
TERT-AMYL METHYL ETHER	0.3 U	0.3 U	0.3 U	0.3 U
TERT-BUTYLBENZENE	0.41 U	0.41 U	0.41 U	0.41 U
TERTIARY-BUTYL ALCOHOL	4.9 U	4.9 U	4.9 U	4.9 U
TETRACHLOROETHENE	0.31 U	0.31 U	0.31 U	0.31 U
TOLUENE	0.23 U	0.23 U	0.23 U	0.23 U
TOTAL XYLENES	0.52 U	0.52 U	0.52 U	0.52 U
TOTAL XYLENES DETECTED	0 U	0 U	0 U	0 U
TRANS-1,2-DICHLOROETHENE	0.3 U	0.3 U	0.3 U	0.3 U
TRANS-1,3-DICHLOROPROPENE	0.56 U	0.56 U	0.56 U	0.56 U
TRICHLOROETHENE	0.22 J	0.24 J	0.36 J	0.32 J
TRICHLOROFLUOROMETHANE	0.49 U	0.49 U	0.49 U	0.49 U
VINYL ACETATE	0.41 U	0.41 U	0.41 U	0.41 U
VINYL CHLORIDE	0.29 U	0.29 U	0.29 U	0.29 U
DISSOLVED METALS (UG/L)				
ANTIMONY	0.38 J	0.45 J	0.22 J	0.19 J
ARSENIC	1.7 J	1.8 J	1.7 J	1.8 J
BARIUM	34	33	32	34
BERYLLIUM	0.19 U	0.35 U	0.18 U	0.13 U
CADMIUM	0.36 U	0.42 U	0.25 U	0.24 U
CHROMIUM	0.6 U	0.6 U	0.6 U	0.6 U
COBALT	0.37 U	0.39 U	0.2 U	0.18 U
COPPER	3.8	4.2	4.6	5.1
LEAD	0.23 U	0.29 U	0.2 U	0.16 U
MERCURY	0.09 U	0.09 U	0.09 U	0.09 U
MOLYBDENUM	1.6 J	1.7 J	1.6 J	1.6 J
NICKEL	2	1.9 J	1.7 J	1.6 J

Table C-1
Chemical Results for Surface Water Samples-June 2016
Frog Mortar Creek
Lockheed Martin, Martin State Airport, Middle River, Maryland

LOCATION SAMPLE ID SAMPLE DATE	MSA-SW37A MSA-SW37A-061416 20160614	MSA-SW37B MSA-SW37B-061416 20160614	MSA-SW37C MSA-SW37C-061416 20160614	MSA-SW37D MSA-SW37D-061416 20160614
SELENIUM	1.2 U	1.3 U	1.1 U	0.79 U
SILVER	0.02 U	0.024 U	0.02 U	0.02 U
THALLIUM	0.15 U	0.18 U	0.074 U	0.074 U
TUNGSTEN	0.59 J	0.64 J	0.5 U	0.5 U
VANADIUM	0.64 J	0.6 J	0.5 J	0.52 J
ZINC	7.3 U	7.3 U	7.3 U	7.9 J
MISCELLANEOUS PARAMETERS (MG/L)				
CALCIUM HARDNESS AS CACO3	120	120	120	120
HARDNESS AS CACO3	590	590	580	590
MAGNESIUM HARDNESS AS CACO3	470	470	460	470
MISCELLANEOUS PARAMETERS (UG/L)				
HEXAVALENT CHROMIUM	0.052 U	0.052 U	0.052 U	0.052 U

Table C-1
Chemical Results for Surface Water Samples-June 2016
Frog Mortar Creek
Lockheed Martin, Martin State Airport, Middle River, Maryland

LOCATION	MSA-SW38A	MSA-SW38B	MSA-SW38C	MSA-SW38D
SAMPLE ID	MSA-SW38A-061416	MSA-SW38B-061416	MSA-SW38C-061416	MSA-SW38D-061416
SAMPLE DATE	20160614	20160614	20160614	20160614
VOLATILES (UG/L)				
1,1,1,2-TETRACHLOROETHANE	0.28 U	0.28 U	0.28 U	0.28 U
1,1,1-TRICHLOROETHANE	0.44 U	0.44 U	0.44 U	0.44 U
1,1,2,2-TETRACHLOROETHANE	0.22 UJ	0.22 UJ	0.22 UJ	0.22 UJ
1,1,2-TRICHLOROTRIFLUOROETHANE	0.45 UJ	0.45 UJ	0.45 UJ	0.45 UJ
1,1-DICHLOROETHANE	0.3 U	0.3 U	0.3 U	0.3 U
1,1-DICHLOROETHENE	0.45 U	0.45 U	0.45 U	0.45 U
1,1-DICHLOROPROPENE	0.42 U	0.42 U	0.42 U	0.42 U
1,2,3-TRICHLOROBENZENE	0.37 UJ	0.37 UJ	0.37 UJ	0.37 UJ
1,2,3-TRICHLOROPROPANE	0.44 U	0.44 U	0.44 U	0.44 U
1,2,3-TRIMETHYLBENZENE	0.47 U	0.47 U	0.47 U	0.47 U
1,2,4-TRICHLOROBENZENE	0.32 U	0.32 U	0.32 U	0.32 U
1,2,4-TRIMETHYLBENZENE	0.41 U	0.41 U	0.41 U	0.41 U
1,2-DIBROMO-3-CHLOROPROPANE	0.82 U	0.82 U	0.82 U	0.82 U
1,2-DIBROMOETHANE	0.32 U	0.32 U	0.32 U	0.32 U
1,2-DICHLOROBENZENE	0.25 U	0.25 U	0.25 U	0.25 U
1,2-DICHLOROETHANE	0.23 U	0.23 U	0.23 U	0.23 U
1,2-DICHLOROPROPANE	0.25 U	0.25 U	0.25 U	0.25 U
1,3-DICHLOROBENZENE	0.19 U	0.19 U	0.19 U	0.19 U
1,3-DICHLOROPROPANE	0.19 U	0.19 U	0.19 U	0.19 U
1,4-DICHLOROBENZENE	0.27 U	0.27 U	0.27 U	0.27 U
2,2-DICHLOROPROPANE	0.26 U	0.26 U	0.26 U	0.26 U
2-BUTANONE	0.53 UJ	0.53 UJ	0.53 UJ	0.53 UJ
2-CHLOROETHYL VINYL ETHER	0.59 UR	0.59 UR	0.59 UR	0.59 UR
2-CHLOROTOLUENE	0.4 U	0.4 U	0.4 U	0.4 U
2-HEXANONE	0.48 U	0.48 U	0.48 U	0.48 U
4-CHLOROTOLUENE	0.29 U	0.29 U	0.29 U	0.29 U
4-ISOPROPYLTOLUENE	0.43 U	0.43 U	0.43 U	0.43 U
4-METHYL-2-PENTANONE	0.99 UJ	0.99 UJ	0.99 UJ	0.99 UJ
ACETONE	1 J	0.94 U	0.94 U	0.94 U
BENZENE	0.35 U	0.35 U	0.35 U	0.35 U
BROMOBENZENE	0.35 U	0.35 U	0.35 U	0.35 U
BROMOCHLOROMETHANE	0.5 U	0.5 U	0.5 U	0.5 U
BROMODICHLOROMETHANE	0.29 U	0.29 U	0.29 U	0.29 U
BROMOFORM	0.56 UJ	0.56 UJ	0.56 UJ	0.56 UJ
BROMOMETHANE	0.44 U	0.44 U	0.44 U	0.44 U
CARBON DISULFIDE	0.38 U	0.38 U	0.38 U	0.38 U
CARBON TETRACHLORIDE	0.43 U	0.43 U	0.43 U	0.43 U
CHLOROBENZENE	0.25 U	0.25 U	0.25 U	0.25 U
CHLORODIBROMOMETHANE	0.43 UJ	0.43 UJ	0.43 UJ	0.43 UJ
CHLORODIFLUOROMETHANE	1 UJ	1 UJ	1 UJ	1 UJ
CHLOROETHANE	0.32 UJ	0.32 UJ	0.32 UJ	0.32 UJ
CHLOROFORM	0.25 U	0.25 U	0.25 U	0.25 U
CHLOROMETHANE	0.44 U	0.44 U	0.44 U	0.44 U

Table C-1
Chemical Results for Surface Water Samples-June 2016
Frog Mortar Creek
Lockheed Martin, Martin State Airport, Middle River, Maryland

LOCATION SAMPLE ID SAMPLE DATE	MSA-SW38A MSA-SW38A-061416 20160614	MSA-SW38B MSA-SW38B-061416 20160614	MSA-SW38C MSA-SW38C-061416 20160614	MSA-SW38D MSA-SW38D-061416 20160614
CIS-1,2-DICHLOROETHENE	4.8	3.7	0.48 J	0.45 J
CIS-1,3-DICHLOROPROPENE	0.46 U	0.46 U	0.46 U	0.46 U
DIBROMOMETHANE	0.42 U	0.42 U	0.42 U	0.42 U
DICHLORODIFLUOROMETHANE	0.32 U	0.32 U	0.32 U	0.32 U
DIISOPROPYL ETHER	0.5 U	0.5 U	0.5 U	0.5 U
ETHYL TERT-BUTYL ETHER	0.23 U	0.23 U	0.23 U	0.23 U
ETHYLBENZENE	0.25 U	0.25 U	0.25 U	0.25 U
HEXACHLOROBUTADIENE	0.35 UJ	0.35 UJ	0.35 UJ	0.35 UJ
ISOPROPYLBENZENE	0.35 U	0.35 U	0.35 U	0.35 U
M+P-XYLENES	1.1 J	0.24 U	0.24 U	0.24 U
METHYL TERT-BUTYL ETHER	0.2 U	0.2 U	0.2 U	0.2 U
METHYLENE CHLORIDE	0.33 U	0.33 U	0.33 U	0.33 U
NAPHTHALENE	0.45 U	0.45 U	0.45 U	0.45 U
N-BUTYLBENZENE	0.31 U	0.31 U	0.31 U	0.31 U
N-PROPYLBENZENE	0.4 U	0.4 U	0.4 U	0.4 U
O-XYLENE	0.28 J	0.25 U	0.25 U	0.25 U
SEC-BUTYLBENZENE	0.48 U	0.48 U	0.48 U	0.48 U
STYRENE	0.45 U	0.45 U	0.45 U	0.45 U
TERT-AMYL METHYL ETHER	0.3 U	0.3 U	0.3 U	0.3 U
TERT-BUTYLBENZENE	0.41 U	0.41 U	0.41 U	0.41 U
TERTIARY-BUTYL ALCOHOL	4.9 U	4.9 U	4.9 U	4.9 U
TETRACHLOROETHENE	0.31 U	0.31 U	0.31 U	0.31 U
TOLUENE	0.23 U	0.33 J	0.23 U	0.23 U
TOTAL XYLENES	1.4 J	0.52 U	0.52 U	0.52 U
TOTAL XYLENES DETECTED	1.38	0 U	0 U	0 U
TRANS-1,2-DICHLOROETHENE	0.3 U	0.3 U	0.3 U	0.3 U
TRANS-1,3-DICHLOROPROPENE	0.56 U	0.56 U	0.56 U	0.56 U
TRICHLOROETHENE	3.4	2.7	0.52 J	0.54 J
TRICHLOROFLUOROMETHANE	0.49 U	0.49 U	0.49 U	0.49 U
VINYL ACETATE	0.41 U	0.41 U	0.41 U	0.41 U
VINYL CHLORIDE	2.1	2.5	0.3 J	0.29 U
DISSOLVED METALS (UG/L)				
ANTIMONY	0.16 J	0.16 U	0.16 J	0.16 U
ARSENIC	1.8 J	2 J	1.7 J	1.6 J
BARIUM	33	30	35	33
BERYLLIUM	0.087 U	0.065 U	0.054 U	0.057 U
CADMIUM	0.22 U	0.19 U	0.2 U	0.17 U
CHROMIUM	0.6 U	1.5 J	0.6 U	0.6 U
COBALT	0.53 U	0.29 U	0.17 U	0.15 U
COPPER	4.2	3.1	4.6	4.4
LEAD	0.3 U	0.15 U	0.13 U	0.12 U
MERCURY	0.09 U	0.09 U	0.09 U	0.09 U
MOLYBDENUM	1.5 J	1.7 J	1.7 J	1.5 J
NICKEL	1.9 J	1.5 J	1.8 J	1.8 J

Table C-1
Chemical Results for Surface Water Samples-June 2016
Frog Mortar Creek
Lockheed Martin, Martin State Airport, Middle River, Maryland

LOCATION SAMPLE ID SAMPLE DATE	MSA-SW38A MSA-SW38A-061416 20160614	MSA-SW38B MSA-SW38B-061416 20160614	MSA-SW38C MSA-SW38C-061416 20160614	MSA-SW38D MSA-SW38D-061416 20160614
SELENIUM	1.1 U	1.2 U	0.83 U	0.84 U
SILVER	0.02 U	0.02 U	0.02 U	0.02 U
THALLIUM	0.074 U	0.074 U	0.074 U	0.074 U
TUNGSTEN	0.5 U	0.5 U	0.5 U	0.5 U
VANADIUM	0.48 J	0.73 J	0.71 J	0.3 J
ZINC	7.3 U	7.3 U	7.3 U	7.3 U
MISCELLANEOUS PARAMETERS (MG/L)				
CALCIUM HARDNESS AS CACO3	120	120	120	120
HARDNESS AS CACO3	590	600	610	580
MAGNESIUM HARDNESS AS CACO3	480	480	490	460
MISCELLANEOUS PARAMETERS (UG/L)				
HEXAVALENT CHROMIUM	0.052 U	0.052 U	0.052 U	0.052 U

Table C-1
Chemical Results for Surface Water Samples-June 2016
Frog Mortar Creek
Lockheed Martin, Martin State Airport, Middle River, Maryland

LOCATION	MSA-SW39A	MSA-SW39B	MSA-SW39C	MSA-SW39D
SAMPLE ID	MSA-SW39A-061416	MSA-SW39B-061416	MSA-SW39C-061416	MSA-SW39D-061416
SAMPLE DATE	20160614	20160614	20160614	20160614
VOLATILES (UG/L)				
1,1,1,2-TETRACHLOROETHANE	0.28 U	0.28 U	0.28 U	0.28 U
1,1,1-TRICHLOROETHANE	0.44 U	0.44 U	0.44 U	0.44 U
1,1,2,2-TETRACHLOROETHANE	0.22 UJ	0.22 UJ	0.22 UJ	0.22 UJ
1,1,2-TRICHLOROTRIFLUOROETHANE	0.45 UJ	0.45 UJ	0.45 UJ	0.45 UJ
1,1-DICHLOROETHANE	0.3 U	0.3 U	0.3 U	0.3 U
1,1-DICHLOROETHENE	0.45 U	0.45 U	0.45 U	0.45 U
1,1-DICHLOROPROPENE	0.42 U	0.42 U	0.42 U	0.42 U
1,2,3-TRICHLOROBENZENE	0.37 UJ	0.37 UJ	0.37 UJ	0.37 UJ
1,2,3-TRICHLOROPROPANE	0.44 U	0.44 U	0.44 U	0.44 U
1,2,3-TRIMETHYLBENZENE	0.47 U	0.47 U	0.47 U	0.47 U
1,2,4-TRICHLOROBENZENE	0.32 U	0.32 U	0.32 U	0.32 U
1,2,4-TRIMETHYLBENZENE	0.41 U	0.41 U	0.41 U	0.41 U
1,2-DIBROMO-3-CHLOROPROPANE	0.82 U	0.82 U	0.82 U	0.82 U
1,2-DIBROMOETHANE	0.32 U	0.32 U	0.32 U	0.32 U
1,2-DICHLOROBENZENE	0.25 U	0.25 U	0.25 U	0.25 U
1,2-DICHLOROETHANE	0.23 U	0.23 U	0.23 U	0.23 U
1,2-DICHLOROPROPANE	0.25 U	0.25 U	0.25 U	0.25 U
1,3-DICHLOROBENZENE	0.19 U	0.19 U	0.19 U	0.19 U
1,3-DICHLOROPROPANE	0.19 U	0.19 U	0.19 U	0.19 U
1,4-DICHLOROBENZENE	0.27 U	0.27 U	0.27 U	0.27 U
2,2-DICHLOROPROPANE	0.26 U	0.26 U	0.26 U	0.26 U
2-BUTANONE	0.53 UJ	0.53 UJ	0.53 UJ	0.53 UJ
2-CHLOROETHYL VINYL ETHER	0.59 UR	0.59 UR	0.59 UR	0.59 UR
2-CHLOROTOLUENE	0.4 U	0.4 U	0.4 U	0.4 U
2-HEXANONE	0.48 U	0.48 U	0.48 U	0.48 U
4-CHLOROTOLUENE	0.29 U	0.29 U	0.29 U	0.29 U
4-ISOPROPYLTOLUENE	0.43 U	0.43 U	0.43 U	0.43 U
4-METHYL-2-PENTANONE	0.99 UJ	0.99 UJ	0.99 UJ	0.99 UJ
ACETONE	0.94 U	0.94 U	0.94 U	0.94 U
BENZENE	0.35 U	0.35 U	0.35 U	0.35 U
BROMOBENZENE	0.35 U	0.35 U	0.35 U	0.35 U
BROMOCHLOROMETHANE	0.5 U	0.5 U	0.5 U	0.5 U
BROMODICHLOROMETHANE	0.29 U	0.29 U	0.29 U	0.29 U
BROMOFORM	0.56 UJ	0.56 UJ	0.56 UJ	0.56 UJ
BROMOMETHANE	0.44 U	0.44 U	0.44 U	0.44 U
CARBON DISULFIDE	0.38 U	0.38 U	0.38 U	0.38 U
CARBON TETRACHLORIDE	0.43 U	0.43 U	0.43 U	0.43 U
CHLOROBENZENE	0.25 U	0.25 U	0.25 U	0.25 U
CHLORODIBROMOMETHANE	0.43 UJ	0.43 UJ	0.43 UJ	0.43 UJ
CHLORODIFLUOROMETHANE	1 UJ	1 UJ	1 UJ	1 UJ
CHLOROETHANE	0.32 UJ	0.32 UJ	0.32 UJ	0.32 UJ
CHLOROFORM	0.25 U	0.25 U	0.25 U	0.25 U
CHLOROMETHANE	0.44 U	0.44 U	0.44 U	0.44 U

Table C-1
Chemical Results for Surface Water Samples-June 2016
Frog Mortar Creek
Lockheed Martin, Martin State Airport, Middle River, Maryland

LOCATION	MSA-SW39A	MSA-SW39B	MSA-SW39C	MSA-SW39D
SAMPLE ID	MSA-SW39A-061416	MSA-SW39B-061416	MSA-SW39C-061416	MSA-SW39D-061416
SAMPLE DATE	20160614	20160614	20160614	20160614
CIS-1,2-DICHLOROETHENE	0.26 U	0.26 U	0.29 J	0.83 J
CIS-1,3-DICHLOROPROPENE	0.46 U	0.46 U	0.46 U	0.46 U
DIBROMOMETHANE	0.42 U	0.42 U	0.42 U	0.42 U
DICHLORODIFLUOROMETHANE	0.32 U	0.32 U	0.32 U	0.32 U
DIISOPROPYL ETHER	0.5 U	0.5 U	0.5 U	0.5 U
ETHYL TERT-BUTYL ETHER	0.23 U	0.23 U	0.23 U	0.23 U
ETHYLBENZENE	0.25 U	0.25 U	0.25 U	0.25 U
HEXACHLOROBUTADIENE	0.35 UJ	0.35 UJ	0.35 UJ	0.35 UJ
ISOPROPYLBENZENE	0.35 U	0.35 U	0.35 U	0.35 U
M+P-XYLENES	0.24 U	0.24 U	0.24 U	0.24 U
METHYL TERT-BUTYL ETHER	0.2 U	0.2 U	0.2 U	0.2 U
METHYLENE CHLORIDE	0.33 U	0.33 U	0.33 U	0.33 U
NAPHTHALENE	0.45 U	0.45 U	0.45 U	0.45 U
N-BUTYLBENZENE	0.31 U	0.31 U	0.31 U	0.31 U
N-PROPYLBENZENE	0.4 U	0.4 U	0.4 U	0.4 U
O-XYLENE	0.25 U	0.25 U	0.25 U	0.25 U
SEC-BUTYLBENZENE	0.48 U	0.48 U	0.48 U	0.48 U
STYRENE	0.45 U	0.45 U	0.45 U	0.45 U
TERT-AMYL METHYL ETHER	0.3 U	0.3 U	0.3 U	0.3 U
TERT-BUTYLBENZENE	0.41 U	0.41 U	0.41 U	0.41 U
TERTIARY-BUTYL ALCOHOL	4.9 U	4.9 U	4.9 U	4.9 U
TETRACHLOROETHENE	0.31 U	0.31 U	0.31 U	0.31 U
TOLUENE	0.23 U	0.23 U	0.23 U	0.23 U
TOTAL XYLENES	0.52 U	0.52 U	0.52 U	0.52 U
TOTAL XYLENES DETECTED	0 U	0 U	0 U	0 U
TRANS-1,2-DICHLOROETHENE	0.3 U	0.3 U	0.3 U	0.3 U
TRANS-1,3-DICHLOROPROPENE	0.56 U	0.56 U	0.56 U	0.56 U
TRICHLOROETHENE	0.29 J	0.29 J	0.34 J	0.79 J
TRICHLOROFLUOROMETHANE	0.49 U	0.49 U	0.49 U	0.49 U
VINYL ACETATE	0.41 U	0.41 U	0.41 U	0.41 U
VINYL CHLORIDE	0.29 U	0.29 U	0.29 U	0.29 U
DISSOLVED METALS (UG/L)				
ANTIMONY	0.16 J	0.16 U	0.16 U	0.16 U
ARSENIC	1.9 J	1.8 J	1.7 J	1.8 J
BARIUM	37	34	30	35
BERYLLIUM	0.053 U	0.053 U	0.053 U	0.053 U
CADMIUM	0.1 U	0.085 U	0.093 U	0.13 U
CHROMIUM	0.6 U	0.6 U	0.6 U	0.6 U
COBALT	0.29 U	0.24 U	0.2 U	0.36 U
COPPER	2.6	2.8	3.1	3.5
LEAD	0.11 U	0.13 U	0.11 U	0.12 U
MERCURY	0.09 U	0.09 U	0.09 U	0.09 U
MOLYBDENUM	1.6 J	1.7 J	1.6 J	1.7 J
NICKEL	2	2.1	1.8 J	2

Table C-1
Chemical Results for Surface Water Samples-June 2016
Frog Mortar Creek
Lockheed Martin, Martin State Airport, Middle River, Maryland

LOCATION SAMPLE ID SAMPLE DATE	MSA-SW39A MSA-SW39A-061416 20160614	MSA-SW39B MSA-SW39B-061416 20160614	MSA-SW39C MSA-SW39C-061416 20160614	MSA-SW39D MSA-SW39D-061416 20160614
SELENIUM	1 U	1 U	0.97 U	1.1 U
SILVER	0.02 U	0.02 U	0.02 U	0.02 U
THALLIUM	0.074 U	0.074 U	0.074 U	0.074 U
TUNGSTEN	0.5 U	0.5 U	0.5 U	0.5 U
VANADIUM	0.54 J	0.48 J	0.42 J	0.45 J
ZINC	7.3 U	7.3 U	7.3 U	7.3 U
MISCELLANEOUS PARAMETERS (MG/L)				
CALCIUM HARDNESS AS CACO3	130	130	120	120
HARDNESS AS CACO3	640	640	590	630
MAGNESIUM HARDNESS AS CACO3	520	510	480	510
MISCELLANEOUS PARAMETERS (UG/L)				
HEXAVALENT CHROMIUM	0.052 U	0.052 U	0.052 U	0.052 U

Table C-1
Chemical Results for Surface Water Samples-June 2016
Frog Mortar Creek
Lockheed Martin, Martin State Airport, Middle River, Maryland

LOCATION	MSA-SW40A	MSA-SW40B	MSA-SW40C	MSA-SW40D
SAMPLE ID	MSA-SW40A-061416	MSA-SW40B-061416	MSA-SW40C-061416	MSA-SW40D-061416
SAMPLE DATE	20160614	20160614	20160614	20160614
VOLATILES (UG/L)				
1,1,1,2-TETRACHLOROETHANE	0.28 U	0.28 U	0.28 U	0.28 U
1,1,1-TRICHLOROETHANE	0.44 U	0.44 U	0.44 U	0.44 U
1,1,2,2-TETRACHLOROETHANE	0.22 UJ	0.22 UJ	0.22 UJ	0.22 UJ
1,1,2-TRICHLOROTRIFLUOROETHANE	0.45 UJ	0.45 UJ	0.45 UJ	0.45 UJ
1,1-DICHLOROETHANE	0.3 U	0.3 U	0.3 U	0.3 U
1,1-DICHLOROETHENE	0.45 U	0.45 U	0.45 U	0.45 U
1,1-DICHLOROPROPENE	0.42 U	0.42 U	0.42 U	0.42 U
1,2,3-TRICHLOROBENZENE	0.37 UJ	0.37 UJ	0.37 UJ	0.37 UJ
1,2,3-TRICHLOROPROPANE	0.44 U	0.44 U	0.44 U	0.44 U
1,2,3-TRIMETHYLBENZENE	0.47 U	0.47 U	0.47 U	0.47 U
1,2,4-TRICHLOROBENZENE	0.32 U	0.32 U	0.32 U	0.32 U
1,2,4-TRIMETHYLBENZENE	0.41 U	0.41 U	0.41 U	0.41 U
1,2-DIBROMO-3-CHLOROPROPANE	0.82 U	0.82 U	0.82 U	0.82 U
1,2-DIBROMOETHANE	0.32 U	0.32 U	0.32 U	0.32 U
1,2-DICHLOROBENZENE	0.25 U	0.25 U	0.25 U	0.25 U
1,2-DICHLOROETHANE	0.23 U	0.23 U	0.23 U	0.23 U
1,2-DICHLOROPROPANE	0.25 U	0.25 U	0.25 U	0.25 U
1,3-DICHLOROBENZENE	0.19 U	0.19 U	0.19 U	0.19 U
1,3-DICHLOROPROPANE	0.19 U	0.19 U	0.19 U	0.19 U
1,4-DICHLOROBENZENE	0.27 U	0.27 U	0.27 U	0.27 U
2,2-DICHLOROPROPANE	0.26 U	0.26 U	0.26 U	0.26 U
2-BUTANONE	0.53 UJ	0.53 UJ	0.53 UJ	0.53 UJ
2-CHLOROETHYL VINYL ETHER	0.59 UR	0.59 UR	0.59 UR	0.59 UR
2-CHLOROTOLUENE	0.4 U	0.4 U	0.4 U	0.4 U
2-HEXANONE	0.48 U	0.48 U	0.48 U	0.48 U
4-CHLOROTOLUENE	0.29 U	0.29 U	0.29 U	0.29 U
4-ISOPROPYLTOLUENE	0.43 U	0.43 U	0.43 U	0.43 U
4-METHYL-2-PENTANONE	0.99 UJ	0.99 UJ	0.99 UJ	0.99 UJ
ACETONE	0.94 U	0.94 U	0.94 U	1.2 J
BENZENE	0.35 U	0.35 U	0.35 U	0.35 U
BROMOBENZENE	0.35 U	0.35 U	0.35 U	0.35 U
BROMOCHLOROMETHANE	0.5 U	0.5 U	0.5 U	0.5 U
BROMODICHLOROMETHANE	0.29 U	0.29 U	0.29 U	0.29 U
BROMOFORM	0.56 UJ	0.56 UJ	0.56 UJ	0.56 UJ
BROMOMETHANE	0.44 U	0.44 U	0.44 U	0.44 U
CARBON DISULFIDE	0.38 U	0.38 U	0.38 U	0.38 U
CARBON TETRACHLORIDE	0.43 U	0.43 U	0.43 U	0.43 U
CHLOROBENZENE	0.25 U	0.25 U	0.25 U	0.25 U
CHLORODIBROMOMETHANE	0.43 UJ	0.43 UJ	0.43 UJ	0.43 UJ
CHLORODIFLUOROMETHANE	1 UJ	1 UJ	1 UJ	1 UJ
CHLOROETHANE	0.32 UJ	0.32 UJ	0.32 UJ	0.32 UJ
CHLOROFORM	0.25 U	0.25 U	0.25 U	0.25 U
CHLOROMETHANE	0.44 U	0.44 U	0.44 U	0.44 U

Table C-1
Chemical Results for Surface Water Samples-June 2016
Frog Mortar Creek
Lockheed Martin, Martin State Airport, Middle River, Maryland

LOCATION SAMPLE ID SAMPLE DATE	MSA-SW40A MSA-SW40A-061416 20160614	MSA-SW40B MSA-SW40B-061416 20160614	MSA-SW40C MSA-SW40C-061416 20160614	MSA-SW40D MSA-SW40D-061416 20160614
CIS-1,2-DICHLOROETHENE	1.7	2.1	0.46 J	0.26 U
CIS-1,3-DICHLOROPROPENE	0.46 U	0.46 U	0.46 U	0.46 U
DIBROMOMETHANE	0.42 U	0.42 U	0.42 U	0.42 U
DICHLORODIFLUOROMETHANE	0.32 U	0.32 U	0.32 U	0.32 U
DIISOPROPYL ETHER	0.5 U	0.5 U	0.5 U	0.5 U
ETHYL TERT-BUTYL ETHER	0.23 U	0.23 U	0.23 U	0.23 U
ETHYLBENZENE	0.25 U	0.25 U	0.25 U	0.25 U
HEXACHLOROBUTADIENE	0.35 UJ	0.35 UJ	0.35 UJ	0.35 UJ
ISOPROPYLBENZENE	0.35 U	0.35 U	0.35 U	0.35 U
M+P-XYLENES	0.24 U	0.24 U	0.24 U	0.24 U
METHYL TERT-BUTYL ETHER	0.2 U	0.2 U	0.2 U	0.2 U
METHYLENE CHLORIDE	0.33 U	0.33 U	0.33 U	0.33 U
NAPHTHALENE	0.45 U	0.45 U	0.45 U	0.45 U
N-BUTYLBENZENE	0.31 U	0.31 U	0.31 U	0.31 U
N-PROPYLBENZENE	0.4 U	0.4 U	0.4 U	0.4 U
O-XYLENE	0.25 U	0.25 U	0.25 U	0.25 U
SEC-BUTYLBENZENE	0.48 U	0.48 U	0.48 U	0.48 U
STYRENE	0.45 U	0.45 U	0.45 U	0.45 U
TERT-AMYL METHYL ETHER	0.3 U	0.3 U	0.3 U	0.3 U
TERT-BUTYLBENZENE	0.41 U	0.41 U	0.41 U	0.41 U
TERTIARY-BUTYL ALCOHOL	4.9 U	4.9 U	4.9 U	4.9 U
TETRACHLOROETHENE	0.31 U	0.31 U	0.31 U	0.31 U
TOLUENE	0.23 U	0.23 U	0.23 U	0.23 U
TOTAL XYLENES	0.52 U	0.52 U	0.52 U	0.52 U
TOTAL XYLENES DETECTED	0 U	0 U	0 U	0 U
TRANS-1,2-DICHLOROETHENE	0.3 U	0.3 U	0.3 U	0.3 U
TRANS-1,3-DICHLOROPROPENE	0.56 U	0.56 U	0.56 U	0.56 U
TRICHLOROETHENE	1.6	2.6	1.2	0.33 J
TRICHLOROFLUOROMETHANE	0.49 U	0.49 U	0.49 U	0.49 U
VINYL ACETATE	0.41 U	0.41 U	0.41 U	0.41 U
VINYL CHLORIDE	1	1.1	0.29 U	0.29 U
DISSOLVED METALS (UG/L)				
ANTIMONY	0.18 J	0.17 J	0.16 U	0.16 U
ARSENIC	1.7 J	1.7 J	1.8 J	1.8 J
BARIUM	35	35	33	34
BERYLLIUM	0.053 U	0.053 U	0.053 U	0.053 U
CADMIUM	0.16 U	0.15 U	0.17 U	0.15 U
CHROMIUM	0.6 U	0.6 U	0.6 U	0.6 U
COBALT	0.26 U	0.21 U	0.15 U	0.16 U
COPPER	3.4	4.8	5.6	5.8
LEAD	0.12 U	0.12 U	0.11 U	0.17 U
MERCURY	0.09 U	0.09 U	0.09 U	0.09 U
MOLYBDENUM	1.8 J	1.7 J	1.6 J	1.5 J
NICKEL	1.7 J	2	1.8 J	1.8 J

Table C-1
Chemical Results for Surface Water Samples-June 2016
Frog Mortar Creek
Lockheed Martin, Martin State Airport, Middle River, Maryland

LOCATION SAMPLE ID SAMPLE DATE	MSA-SW40A MSA-SW40A-061416 20160614	MSA-SW40B MSA-SW40B-061416 20160614	MSA-SW40C MSA-SW40C-061416 20160614	MSA-SW40D MSA-SW40D-061416 20160614
SELENIUM	1 U	0.94 U	0.78 U	0.74 U
SILVER	0.02 U	0.02 U	0.02 U	0.02 U
THALLIUM	0.074 U	0.074 U	0.074 U	0.074 U
TUNGSTEN	0.5 U	0.5 U	0.5 U	0.5 U
VANADIUM	0.36 J	0.6 J	0.43 J	0.53 J
ZINC	7.3 U	7.3 U	7.4 J	11 J
MISCELLANEOUS PARAMETERS (MG/L)				
CALCIUM HARDNESS AS CACO3	130	120	120	120
HARDNESS AS CACO3	640	620	610	610
MAGNESIUM HARDNESS AS CACO3	510	500	490	490
MISCELLANEOUS PARAMETERS (UG/L)				
HEXAVALENT CHROMIUM	0.052 U	0.052 U	0.052 U	0.052 U

Table C-1
Chemical Results for Surface Water Samples-June 2016
Frog Mortar Creek
Lockheed Martin, Martin State Airport, Middle River, Maryland

LOCATION	MSA-SW41A	MSA-SW41B	MSA-SW41C	MSA-SW41D
SAMPLE ID	MSA-SW41A-061416	MSA-SW41B-061416	MSA-SW41C-061416	MSA-SW41D-061416
SAMPLE DATE	20160614	20160614	20160614	20160614
VOLATILES (UG/L)				
1,1,1,2-TETRACHLOROETHANE	0.28 U	0.28 U	0.28 U	0.28 U
1,1,1-TRICHLOROETHANE	0.44 U	0.44 U	0.44 U	0.44 U
1,1,2,2-TETRACHLOROETHANE	0.22 UJ	0.22 UJ	0.22 UJ	0.22 UJ
1,1,2-TRICHLOROTRIFLUOROETHANE	0.45 UJ	0.45 UJ	0.45 UJ	0.45 UJ
1,1-DICHLOROETHANE	0.3 U	0.3 U	0.3 U	0.3 U
1,1-DICHLOROETHENE	0.45 U	0.45 U	0.45 U	0.45 U
1,1-DICHLOROPROPENE	0.42 U	0.42 U	0.42 U	0.42 U
1,2,3-TRICHLOROBENZENE	0.37 UJ	0.37 UJ	0.37 UJ	0.37 UJ
1,2,3-TRICHLOROPROPANE	0.44 U	0.44 U	0.44 U	0.44 U
1,2,3-TRIMETHYLBENZENE	0.47 U	0.47 U	0.47 U	0.47 U
1,2,4-TRICHLOROBENZENE	0.32 U	0.32 U	0.32 U	0.32 U
1,2,4-TRIMETHYLBENZENE	0.41 U	0.41 U	0.41 U	0.41 U
1,2-DIBROMO-3-CHLOROPROPANE	0.82 U	0.82 U	0.82 U	0.82 U
1,2-DIBROMOETHANE	0.32 U	0.32 U	0.32 U	0.32 U
1,2-DICHLOROBENZENE	0.25 U	0.25 U	0.25 U	0.25 U
1,2-DICHLOROETHANE	0.23 U	0.23 U	0.23 U	0.23 U
1,2-DICHLOROPROPANE	0.25 U	0.25 U	0.25 U	0.25 U
1,3-DICHLOROBENZENE	0.19 U	0.19 U	0.19 U	0.19 U
1,3-DICHLOROPROPANE	0.19 U	0.19 U	0.19 U	0.19 U
1,4-DICHLOROBENZENE	0.27 U	0.27 U	0.27 U	0.27 U
2,2-DICHLOROPROPANE	0.26 U	0.26 U	0.26 U	0.26 U
2-BUTANONE	0.53 UJ	0.53 UJ	0.53 UJ	0.53 UJ
2-CHLOROETHYL VINYL ETHER	0.59 UR	0.59 UR	0.59 UR	0.59 UR
2-CHLOROTOLUENE	0.4 U	0.4 U	0.4 U	0.4 U
2-HEXANONE	0.48 U	0.48 U	0.48 U	0.48 U
4-CHLOROTOLUENE	0.29 U	0.29 U	0.29 U	0.29 U
4-ISOPROPYLTOLUENE	0.43 U	0.43 U	0.43 U	0.43 U
4-METHYL-2-PENTANONE	0.99 UJ	0.99 UJ	0.99 UJ	0.99 UJ
ACETONE	0.94 U	0.94 U	0.94 U	0.94 U
BENZENE	0.35 U	0.35 U	0.35 U	0.35 U
BROMOBENZENE	0.35 U	0.35 U	0.35 U	0.35 U
BROMOCHLOROMETHANE	0.5 U	0.5 U	0.5 U	0.5 U
BROMODICHLOROMETHANE	0.29 U	0.29 U	0.29 U	0.29 U
BROMOFORM	0.56 UJ	0.56 UJ	0.56 UJ	0.56 UJ
BROMOMETHANE	0.44 U	0.44 U	0.44 U	0.44 U
CARBON DISULFIDE	0.38 U	0.38 U	0.38 U	0.38 U
CARBON TETRACHLORIDE	0.43 U	0.43 U	0.43 U	0.43 U
CHLOROBENZENE	0.25 U	0.25 U	0.25 U	0.25 U
CHLORODIBROMOMETHANE	0.43 UJ	0.43 UJ	0.43 UJ	0.43 UJ
CHLORODIFLUOROMETHANE	1 UJ	1 UJ	1 UJ	1 UJ
CHLOROETHANE	0.32 UJ	0.32 UJ	0.32 UJ	0.32 UJ
CHLOROFORM	0.25 U	0.25 U	0.25 U	0.25 U
CHLOROMETHANE	0.44 U	0.44 U	0.44 U	0.44 U

Table C-1
Chemical Results for Surface Water Samples-June 2016
Frog Mortar Creek
Lockheed Martin, Martin State Airport, Middle River, Maryland

LOCATION	MSA-SW41A	MSA-SW41B	MSA-SW41C	MSA-SW41D
SAMPLE ID	MSA-SW41A-061416	MSA-SW41B-061416	MSA-SW41C-061416	MSA-SW41D-061416
SAMPLE DATE	20160614	20160614	20160614	20160614
CIS-1,2-DICHLOROETHENE	3.8	1.5	0.64 J	0.41 J
CIS-1,3-DICHLOROPROPENE	0.46 U	0.46 U	0.46 U	0.46 U
DIBROMOMETHANE	0.42 U	0.42 U	0.42 U	0.42 U
DICHLORODIFLUOROMETHANE	0.32 U	0.32 U	0.32 U	0.32 U
DIISOPROPYL ETHER	0.5 U	0.5 U	0.5 U	0.5 U
ETHYL TERT-BUTYL ETHER	0.23 U	0.23 U	0.23 U	0.23 U
ETHYLBENZENE	0.25 U	0.25 U	0.25 U	0.25 U
HEXACHLOROBUTADIENE	0.35 UJ	0.35 UJ	0.35 UJ	0.35 UJ
ISOPROPYLBENZENE	0.35 U	0.35 U	0.35 U	0.35 U
M+P-XYLENES	0.24 U	0.24 U	0.24 U	0.24 U
METHYL TERT-BUTYL ETHER	0.2 U	0.2 U	0.2 U	0.2 U
METHYLENE CHLORIDE	0.33 U	0.33 U	0.33 U	0.33 U
NAPHTHALENE	0.45 U	0.45 U	0.45 U	0.45 U
N-BUTYLBENZENE	0.31 U	0.31 U	0.31 U	0.31 U
N-PROPYLBENZENE	0.4 U	0.4 U	0.4 U	0.4 U
O-XYLENE	0.25 U	0.25 U	0.25 U	0.25 U
SEC-BUTYLBENZENE	0.48 U	0.48 U	0.48 U	0.48 U
STYRENE	0.45 U	0.45 U	0.45 U	0.45 U
TERT-AMYL METHYL ETHER	0.3 U	0.3 U	0.3 U	0.3 U
TERT-BUTYLBENZENE	0.41 U	0.41 U	0.41 U	0.41 U
TERTIARY-BUTYL ALCOHOL	4.9 U	4.9 U	4.9 U	4.9 U
TETRACHLOROETHENE	0.31 U	0.31 U	0.31 U	0.31 U
TOLUENE	0.23 U	0.23 U	0.23 U	0.23 U
TOTAL XYLENES	0.52 U	0.52 U	0.52 U	0.52 U
TOTAL XYLENES DETECTED	0 U	0 U	0 U	0 U
TRANS-1,2-DICHLOROETHENE	0.3 U	0.3 U	0.3 U	0.3 U
TRANS-1,3-DICHLOROPROPENE	0.56 U	0.56 U	0.56 U	0.56 U
TRICHLOROETHENE	3	1.8	0.94 J	0.62 J
TRICHLOROFLUOROMETHANE	0.49 U	0.49 U	0.49 U	0.49 U
VINYL ACETATE	0.41 U	0.41 U	0.41 U	0.41 U
VINYL CHLORIDE	2.6	0.81	0.32 J	0.29 U
DISSOLVED METALS (UG/L)				
ANTIMONY	0.16 U	0.16 J	0.16 U	0.16 U
ARSENIC	2 J	1.9 J	1.6 J	1.7 J
BARIUM	35	35	34	34
BERYLLIUM	0.053 U	0.053 U	0.053 U	0.053 U
CADMIUM	0.16 U	0.17 U	0.18 U	0.14 U
CHROMIUM	0.6 U	0.6 U	0.6 U	0.6 U
COBALT	0.45 U	0.27 U	0.2 U	0.13 U
COPPER	3.5	4.1	4.9	5.3
LEAD	0.19 U	0.15 U	0.24 U	0.11 U
MERCURY	0.09 U	0.09 U	0.09 U	0.09 U
MOLYBDENUM	1.8 J	1.7 J	1.6 J	1.5 J
NICKEL	1.9 J	1.8 J	2	1.9 J

Table C-1
Chemical Results for Surface Water Samples-June 2016
Frog Mortar Creek
Lockheed Martin, Martin State Airport, Middle River, Maryland

LOCATION SAMPLE ID SAMPLE DATE	MSA-SW41A MSA-SW41A-061416 20160614	MSA-SW41B MSA-SW41B-061416 20160614	MSA-SW41C MSA-SW41C-061416 20160614	MSA-SW41D MSA-SW41D-061416 20160614
SELENIUM	1.5 U	0.93 U	0.63 U	0.95 U
SILVER	0.02 U	0.02 U	0.02 U	0.02 U
THALLIUM	0.074 U	0.074 U	0.074 U	0.074 U
TUNGSTEN	0.5 U	0.5 U	0.5 U	0.5 U
VANADIUM	0.59 J	0.66 J	0.55 J	0.47 J
ZINC	7.3 U	7.3 U	7.3 U	7.3 U
MISCELLANEOUS PARAMETERS (MG/L)				
CALCIUM HARDNESS AS CACO3	130	130	120	120
HARDNESS AS CACO3	640	640	600	610
MAGNESIUM HARDNESS AS CACO3	510	510	480	490
MISCELLANEOUS PARAMETERS (UG/L)				
HEXAVALENT CHROMIUM	0.052 U	0.052 U	0.052 U	0.052 U

Table C-1
Chemical Results for Surface Water Samples-June 2016
Frog Mortar Creek
Lockheed Martin, Martin State Airport, Middle River, Maryland

LOCATION	MSA-SW42A	MSA-SW42B	MSA-SW42C	MSA-SW42D
SAMPLE ID	MSA-SW42A-061416	MSA-SW42B-061416	MSA-SW42C-061416	MSA-SW42D-061416
SAMPLE DATE	20160614	20160614	20160614	20160614
VOLATILES (UG/L)				
1,1,1,2-TETRACHLOROETHANE	0.28 U	0.28 U	0.28 U	0.28 U
1,1,1-TRICHLOROETHANE	0.44 U	0.44 U	0.44 U	0.44 U
1,1,2,2-TETRACHLOROETHANE	0.22 U	0.22 U	0.22 U	0.22 U
1,1,2-TRICHLOROTRIFLUOROETHANE	0.45 U	0.45 U	0.45 U	0.45 U
1,1-DICHLOROETHANE	0.3 U	0.3 U	0.3 U	0.3 U
1,1-DICHLOROETHENE	0.45 U	0.45 U	0.45 U	0.45 U
1,1-DICHLOROPROPENE	0.42 U	0.42 U	0.42 U	0.42 U
1,2,3-TRICHLOROBENZENE	0.37 U	0.37 U	0.37 U	0.37 U
1,2,3-TRICHLOROPROPANE	0.44 U	0.44 U	0.44 U	0.44 U
1,2,3-TRIMETHYLBENZENE	0.47 U	0.47 U	0.47 U	0.47 U
1,2,4-TRICHLOROBENZENE	0.32 U	0.32 U	0.32 U	0.32 U
1,2,4-TRIMETHYLBENZENE	0.41 U	0.41 U	0.41 U	0.41 U
1,2-DIBROMO-3-CHLOROPROPANE	0.82 UJ	0.82 UJ	0.82 UJ	0.82 UJ
1,2-DIBROMOETHANE	0.32 U	0.32 U	0.32 U	0.32 U
1,2-DICHLOROBENZENE	0.25 U	0.25 U	0.25 U	0.25 U
1,2-DICHLOROETHANE	0.23 U	0.23 U	0.23 U	0.23 U
1,2-DICHLOROPROPANE	0.25 U	0.25 U	0.25 U	0.25 U
1,3-DICHLOROBENZENE	0.19 U	0.19 U	0.19 U	0.19 U
1,3-DICHLOROPROPANE	0.19 U	0.19 U	0.19 U	0.19 U
1,4-DICHLOROBENZENE	0.27 U	0.27 U	0.27 U	0.27 U
2,2-DICHLOROPROPANE	0.26 U	0.26 U	0.26 U	0.26 U
2-BUTANONE	0.53 U	0.53 U	0.53 U	0.53 U
2-CHLOROETHYL VINYL ETHER	0.59 UR	0.59 UR	0.59 UR	0.59 UR
2-CHLOROTOLUENE	0.4 U	0.4 U	0.4 U	0.4 U
2-HEXANONE	0.48 U	0.48 U	0.48 U	0.48 U
4-CHLOROTOLUENE	0.29 U	0.29 U	0.29 U	0.29 U
4-ISOPROPYLTOLUENE	0.43 U	0.43 U	0.43 U	0.43 U
4-METHYL-2-PENTANONE	0.99 U	0.99 U	0.99 U	0.99 U
ACETONE	0.94 U	0.94 U	0.94 U	0.94 U
BENZENE	0.35 U	0.35 U	0.35 U	0.35 U
BROMOBENZENE	0.35 U	0.35 U	0.35 U	0.35 U
BROMOCHLOROMETHANE	0.5 U	0.5 U	0.5 U	0.5 U
BROMODICHLOROMETHANE	0.29 U	0.29 U	0.29 U	0.29 U
BROMOFORM	0.56 U	0.56 U	0.56 U	0.56 U
BROMOMETHANE	0.44 U	0.44 U	0.44 U	0.44 U
CARBON DISULFIDE	0.38 U	0.38 U	0.38 U	0.38 U
CARBON TETRACHLORIDE	0.43 U	0.43 U	0.43 U	0.43 U
CHLOROBENZENE	0.25 U	0.25 U	0.25 U	0.25 U
CHLORODIBROMOMETHANE	0.43 U	0.43 U	0.43 U	0.43 U
CHLORODIFLUOROMETHANE	1 UJ	1 UJ	1 UJ	1 UJ
CHLOROETHANE	0.32 U	0.32 U	0.32 U	0.32 U
CHLOROFORM	0.25 U	0.25 U	0.25 U	0.25 U
CHLOROMETHANE	0.44 U	0.44 U	0.44 U	0.44 U

Table C-1
Chemical Results for Surface Water Samples-June 2016
Frog Mortar Creek
Lockheed Martin, Martin State Airport, Middle River, Maryland

LOCATION	MSA-SW42A	MSA-SW42B	MSA-SW42C	MSA-SW42D
SAMPLE ID	MSA-SW42A-061416	MSA-SW42B-061416	MSA-SW42C-061416	MSA-SW42D-061416
SAMPLE DATE	20160614	20160614	20160614	20160614
CIS-1,2-DICHLOROETHENE	0.94 J	0.43 J	0.26 U	0.26 U
CIS-1,3-DICHLOROPROPENE	0.46 U	0.46 U	0.46 U	0.46 U
DIBROMOMETHANE	0.42 U	0.42 U	0.42 U	0.42 U
DICHLORODIFLUOROMETHANE	0.32 U	0.32 U	0.32 U	0.32 U
DIISOPROPYL ETHER	0.5 U	0.5 U	0.5 U	0.5 U
ETHYL TERT-BUTYL ETHER	0.23 U	0.23 U	0.23 U	0.23 U
ETHYLBENZENE	0.25 U	0.25 U	0.25 U	0.25 U
HEXACHLOROBUTADIENE	0.35 U	0.35 U	0.35 U	0.35 U
ISOPROPYLBENZENE	0.35 U	0.35 U	0.35 U	0.35 U
M+P-XYLENES	0.24 U	0.24 U	0.24 U	0.24 U
METHYL TERT-BUTYL ETHER	0.2 U	0.2 U	0.2 U	0.2 U
METHYLENE CHLORIDE	0.33 U	0.33 U	0.33 U	0.33 U
NAPHTHALENE	0.45 U	0.45 U	0.45 U	0.45 U
N-BUTYLBENZENE	0.31 U	0.31 U	0.31 U	0.31 U
N-PROPYLBENZENE	0.4 U	0.4 U	0.4 U	0.4 U
O-XYLENE	0.25 U	0.25 U	0.25 U	0.25 U
SEC-BUTYLBENZENE	0.48 U	0.48 U	0.48 U	0.48 U
STYRENE	0.45 U	0.45 U	0.45 U	0.45 U
TERT-AMYL METHYL ETHER	0.3 U	0.3 U	0.3 U	0.3 U
TERT-BUTYLBENZENE	0.41 U	0.41 U	0.41 U	0.41 U
TERTIARY-BUTYL ALCOHOL	4.9 U	4.9 U	4.9 U	4.9 U
TETRACHLOROETHENE	0.31 U	0.31 U	0.31 U	0.31 U
TOLUENE	0.23 U	0.23 U	0.23 U	0.23 U
TOTAL XYLENES	0.52 U	0.52 U	0.52 U	0.52 U
TOTAL XYLENES DETECTED	0 U	0 U	0 U	0 U
TRANS-1,2-DICHLOROETHENE	0.3 U	0.3 U	0.3 U	0.3 U
TRANS-1,3-DICHLOROPROPENE	0.56 U	0.56 U	0.56 U	0.56 U
TRICHLOROETHENE	0.22 J	0.31 J	0.32 J	0.32 J
TRICHLOROFLUOROMETHANE	0.49 U	0.49 U	0.49 U	0.49 U
VINYL ACETATE	0.41 U	0.41 U	0.41 U	0.41 U
VINYL CHLORIDE	1.4	0.47 J	0.29 U	0.29 U
DISSOLVED METALS (UG/L)				
ANTIMONY	0.16 U	0.41 J	0.19 J	0.2 J
ARSENIC	1.2 J	1.7 J	1.7 J	1.7 J
BARIUM	33	31	32	33
BERYLLIUM	0.053 U	0.39 U	0.14 U	0.076 U
CADMIUM	0.11 J	0.42 U	0.21 U	0.2 U
CHROMIUM	0.6 U	0.6 U	0.6 U	0.6 U
COBALT	0.27 J	0.37 U	0.19 U	0.18 U
COPPER	2.9	4.4	5.9	6.2
LEAD	0.11 U	0.27 U	0.13 U	0.13 U
MERCURY	0.09 U	0.09 U	0.09 U	0.09 U
MOLYBDENUM	1.5 J	1.7 J	1.5 J	1.6 J
NICKEL	1.8 J	1.7 J	1.8 J	1.7 J

Table C-1
Chemical Results for Surface Water Samples-June 2016
Frog Mortar Creek
Lockheed Martin, Martin State Airport, Middle River, Maryland

LOCATION SAMPLE ID SAMPLE DATE	MSA-SW42A MSA-SW42A-061416 20160614	MSA-SW42B MSA-SW42B-061416 20160614	MSA-SW42C MSA-SW42C-061416 20160614	MSA-SW42D MSA-SW42D-061416 20160614
SELENIUM	0.33 U	1.1 U	0.69 U	0.58 U
SILVER	0.02 U	0.02 U	0.02 U	0.02 U
THALLIUM	0.074 U	0.2 U	0.074 U	0.074 U
TUNGSTEN	0.5 U	0.62 J	0.5 U	0.5 U
VANADIUM	0.51 J	0.38 J	0.64 J	0.66 J
ZINC	7.3 U	7.3 U	8.4 J	8.8 J
MISCELLANEOUS PARAMETERS (MG/L)				
CALCIUM HARDNESS AS CACO3	120	120	120	120
HARDNESS AS CACO3	590	580	610	610
MAGNESIUM HARDNESS AS CACO3	470	470	490	490
MISCELLANEOUS PARAMETERS (UG/L)				
HEXAVALENT CHROMIUM	0.052 U	0.052 U	0.052 U	0.052 U

Table C-1
Chemical Results for Surface Water Samples-June 2016
Frog Mortar Creek
Lockheed Martin, Martin State Airport, Middle River, Maryland

LOCATION	MSA-SW43A	MSA-SW43B	MSA-SW43C	MSA-SW43D
SAMPLE ID	MSA-SW43A-061416	MSA-SW43B-061416	MSA-SW43C-061416	MSA-SW43D-061416
SAMPLE DATE	20160614	20160614	20160614	20160614
VOLATILES (UG/L)				
1,1,1,2-TETRACHLOROETHANE	0.28 U	0.28 U	0.28 U	0.28 U
1,1,1-TRICHLOROETHANE	0.44 U	0.44 U	0.44 U	0.44 U
1,1,2,2-TETRACHLOROETHANE	0.22 U	0.22 U	0.22 U	0.22 U
1,1,2-TRICHLOROTRIFLUOROETHANE	0.45 U	0.45 U	0.45 U	0.45 U
1,1-DICHLOROETHANE	0.3 U	0.3 U	0.3 U	0.3 U
1,1-DICHLOROETHENE	0.45 U	0.45 U	0.45 U	0.45 U
1,1-DICHLOROPROPENE	0.42 U	0.42 U	0.42 U	0.42 U
1,2,3-TRICHLOROBENZENE	0.37 U	0.37 U	0.37 U	0.37 U
1,2,3-TRICHLOROPROPANE	0.44 U	0.44 U	0.44 U	0.44 U
1,2,3-TRIMETHYLBENZENE	0.47 U	0.47 U	0.47 U	0.47 U
1,2,4-TRICHLOROBENZENE	0.32 U	0.32 U	0.32 U	0.32 U
1,2,4-TRIMETHYLBENZENE	0.41 U	0.41 U	0.41 U	0.41 U
1,2-DIBROMO-3-CHLOROPROPANE	0.82 UJ	0.82 UJ	0.82 UJ	0.82 UJ
1,2-DIBROMOETHANE	0.32 U	0.32 U	0.32 U	0.32 U
1,2-DICHLOROBENZENE	0.25 U	0.25 U	0.25 U	0.25 U
1,2-DICHLOROETHANE	0.23 U	0.23 U	0.23 U	0.23 U
1,2-DICHLOROPROPANE	0.25 U	0.25 U	0.25 U	0.25 U
1,3-DICHLOROBENZENE	0.19 U	0.19 U	0.19 U	0.19 U
1,3-DICHLOROPROPANE	0.19 U	0.19 U	0.19 U	0.19 U
1,4-DICHLOROBENZENE	0.27 U	0.27 U	0.27 U	0.27 U
2,2-DICHLOROPROPANE	0.26 U	0.26 U	0.26 U	0.26 U
2-BUTANONE	0.53 U	0.53 U	0.53 U	0.53 U
2-CHLOROETHYL VINYL ETHER	0.59 UR	0.59 UR	0.59 UR	0.59 UR
2-CHLOROTOLUENE	0.4 U	0.4 U	0.4 U	0.4 U
2-HEXANONE	0.48 U	0.48 U	0.48 U	0.48 U
4-CHLOROTOLUENE	0.29 U	0.29 U	0.29 U	0.29 U
4-ISOPROPYLTOLUENE	0.43 U	0.43 U	0.43 U	0.43 U
4-METHYL-2-PENTANONE	0.99 U	0.99 U	0.99 U	0.99 U
ACETONE	0.94 U	0.94 U	0.94 U	0.94 U
BENZENE	0.35 U	0.35 U	0.35 U	0.35 U
BROMOBENZENE	0.35 U	0.35 U	0.35 U	0.35 U
BROMOCHLOROMETHANE	0.5 U	0.5 U	0.5 U	0.5 U
BROMODICHLOROMETHANE	0.29 U	0.29 U	0.29 U	0.29 U
BROMOFORM	0.56 U	0.56 U	0.56 U	0.56 U
BROMOMETHANE	0.44 U	0.44 U	0.44 U	0.44 U
CARBON DISULFIDE	0.38 U	0.38 U	0.38 U	0.38 U
CARBON TETRACHLORIDE	0.43 U	0.43 U	0.43 U	0.43 U
CHLOROBENZENE	0.25 U	0.25 U	0.25 U	0.25 U
CHLORODIBROMOMETHANE	0.43 U	0.43 U	0.43 U	0.43 U
CHLORODIFLUOROMETHANE	1 UJ	1 UJ	1 UJ	1 UJ
CHLOROETHANE	0.32 U	0.32 U	0.32 U	0.32 U
CHLOROFORM	0.25 U	0.25 U	0.25 U	0.25 U
CHLOROMETHANE	0.44 U	0.44 U	0.44 U	0.44 U

Table C-1
Chemical Results for Surface Water Samples-June 2016
Frog Mortar Creek
Lockheed Martin, Martin State Airport, Middle River, Maryland

LOCATION	MSA-SW43A	MSA-SW43B	MSA-SW43C	MSA-SW43D
SAMPLE ID	MSA-SW43A-061416	MSA-SW43B-061416	MSA-SW43C-061416	MSA-SW43D-061416
SAMPLE DATE	20160614	20160614	20160614	20160614
CIS-1,2-DICHLOROETHENE	6.2	5.9	0.6 J	0.55 J
CIS-1,3-DICHLOROPROPENE	0.46 U	0.46 U	0.46 U	0.46 U
DIBROMOMETHANE	0.42 U	0.42 U	0.42 U	0.42 U
DICHLORODIFLUOROMETHANE	0.32 U	0.32 U	0.32 U	0.32 U
DIISOPROPYL ETHER	0.5 U	0.5 U	0.5 U	0.5 U
ETHYL TERT-BUTYL ETHER	0.23 U	0.23 U	0.23 U	0.23 U
ETHYLBENZENE	0.25 U	0.25 U	0.25 U	0.25 U
HEXACHLOROBUTADIENE	0.35 U	0.35 U	0.35 U	0.35 U
ISOPROPYLBENZENE	0.35 U	0.35 U	0.35 U	0.35 U
M+P-XYLENES	0.24 U	0.24 U	0.24 U	0.24 U
METHYL TERT-BUTYL ETHER	0.2 U	0.2 U	0.2 U	0.2 U
METHYLENE CHLORIDE	0.33 U	0.33 U	0.33 U	0.33 U
NAPHTHALENE	0.45 U	0.45 U	0.45 U	0.45 U
N-BUTYLBENZENE	0.31 U	0.31 U	0.31 U	0.31 U
N-PROPYLBENZENE	0.4 U	0.4 U	0.4 U	0.4 U
O-XYLENE	0.25 U	0.25 U	0.25 U	0.25 U
SEC-BUTYLBENZENE	0.48 U	0.48 U	0.48 U	0.48 U
STYRENE	0.45 U	0.45 U	0.45 U	0.45 U
TERT-AMYL METHYL ETHER	0.3 U	0.3 U	0.3 U	0.3 U
TERT-BUTYLBENZENE	0.41 U	0.41 U	0.41 U	0.41 U
TERTIARY-BUTYL ALCOHOL	4.9 U	4.9 U	4.9 U	4.9 U
TETRACHLOROETHENE	0.31 U	0.31 U	0.31 U	0.31 U
TOLUENE	0.23 U	0.23 U	0.23 U	0.23 U
TOTAL XYLENES	0.52 U	0.52 U	0.52 U	0.52 U
TOTAL XYLENES DETECTED	0 U	0 U	0 U	0 U
TRANS-1,2-DICHLOROETHENE	0.3 U	0.3 U	0.3 U	0.3 U
TRANS-1,3-DICHLOROPROPENE	0.56 U	0.56 U	0.56 U	0.56 U
TRICHLOROETHENE	3.4	3.8	1	0.97 J
TRICHLOROFLUOROMETHANE	0.49 U	0.49 U	0.49 U	0.49 U
VINYL ACETATE	0.41 U	0.41 U	0.41 U	0.41 U
VINYL CHLORIDE	3.9	2.6	0.29 U	0.29 U
DISSOLVED METALS (UG/L)				
ANTIMONY	0.17 J	0.16 U	0.16 J	0.16 U
ARSENIC	1.7 J	1.7 J	1.7 J	1.6 J
BARIUM	34	34	34	33
BERYLLIUM	0.086 U	0.062 U	0.053 U	0.053 U
CADMIUM	0.2 U	0.2 U	0.19 U	0.16 U
CHROMIUM	0.6 U	0.6 U	0.6 U	0.6 U
COBALT	0.53 U	0.58 U	0.19 U	0.17 U
COPPER	4.2	4.1	4.6	4.6
LEAD	0.21 U	0.11 U	0.15 U	0.16 U
MERCURY	0.09 U	0.09 U	0.09 U	0.09 U
MOLYBDENUM	1.7 J	1.7 J	1.6 J	1.5 J
NICKEL	1.9 J	1.9 J	1.9 J	1.8 J

Table C-1
Chemical Results for Surface Water Samples-June 2016
Frog Mortar Creek
Lockheed Martin, Martin State Airport, Middle River, Maryland

LOCATION SAMPLE ID SAMPLE DATE	MSA-SW43A MSA-SW43A-061416 20160614	MSA-SW43B MSA-SW43B-061416 20160614	MSA-SW43C MSA-SW43C-061416 20160614	MSA-SW43D MSA-SW43D-061416 20160614
SELENIUM	0.7 U	0.94 U	0.83 U	0.66 U
SILVER	0.02 U	0.02 U	0.02 U	0.02 U
THALLIUM	0.074 U	0.074 U	0.074 U	0.074 U
TUNGSTEN	0.5 U	0.5 U	0.5 U	0.5 U
VANADIUM	0.42 J	0.43 J	0.41 J	0.6 J
ZINC	7.3 U	7.3 U	7.3 U	7.3 U
MISCELLANEOUS PARAMETERS (MG/L)				
CALCIUM HARDNESS AS CACO3	120	120	120	120
HARDNESS AS CACO3	610	610	620	590
MAGNESIUM HARDNESS AS CACO3	490	490	500	470
MISCELLANEOUS PARAMETERS (UG/L)				
HEXAVALENT CHROMIUM	0.052 U	0.052 U	0.052 U	0.052 U

Table C-1
Chemical Results for Surface Water Samples-June 2016
Frog Mortar Creek
Lockheed Martin, Martin State Airport, Middle River, Maryland

LOCATION	MSA-SW44A	MSA-SW44B	MSA-SW44C	MSA-SW44D
SAMPLE ID	MSA-SW44A-061416	MSA-SW44B-061416	MSA-SW44C-061416	MSA-SW44D-061416
SAMPLE DATE	20160614	20160614	20160614	20160614
VOLATILES (UG/L)				
1,1,1,2-TETRACHLOROETHANE	0.28 U	0.28 U	0.28 U	0.28 U
1,1,1-TRICHLOROETHANE	0.44 U	0.44 U	0.44 U	0.44 U
1,1,2,2-TETRACHLOROETHANE	0.22 U	0.22 U	0.22 U	0.22 U
1,1,2-TRICHLOROTRIFLUOROETHANE	0.45 U	0.45 U	0.45 U	0.45 U
1,1-DICHLOROETHANE	0.3 U	0.3 U	0.3 U	0.3 U
1,1-DICHLOROETHENE	0.45 U	0.45 U	0.45 U	0.45 U
1,1-DICHLOROPROPENE	0.42 U	0.42 U	0.42 U	0.42 U
1,2,3-TRICHLOROBENZENE	0.37 U	0.37 U	0.37 U	0.37 U
1,2,3-TRICHLOROPROPANE	0.44 U	0.44 U	0.44 U	0.44 U
1,2,3-TRIMETHYLBENZENE	0.47 U	0.47 U	0.47 U	0.47 U
1,2,4-TRICHLOROBENZENE	0.32 U	0.32 U	0.32 U	0.32 U
1,2,4-TRIMETHYLBENZENE	0.41 U	0.41 U	0.41 U	0.41 U
1,2-DIBROMO-3-CHLOROPROPANE	0.82 UJ	0.82 UJ	0.82 UJ	0.82 UJ
1,2-DIBROMOETHANE	0.32 U	0.32 U	0.32 U	0.32 U
1,2-DICHLOROBENZENE	0.25 U	0.25 U	0.25 U	0.25 U
1,2-DICHLOROETHANE	0.23 U	0.23 U	0.23 U	0.23 U
1,2-DICHLOROPROPANE	0.25 U	0.25 U	0.25 U	0.25 U
1,3-DICHLOROBENZENE	0.19 U	0.19 U	0.19 U	0.19 U
1,3-DICHLOROPROPANE	0.19 U	0.19 U	0.19 U	0.19 U
1,4-DICHLOROBENZENE	0.27 U	0.27 U	0.27 U	0.27 U
2,2-DICHLOROPROPANE	0.26 U	0.26 U	0.26 U	0.26 U
2-BUTANONE	0.53 U	0.53 U	0.53 U	0.53 U
2-CHLOROETHYL VINYL ETHER	0.59 UR	0.59 UR	0.59 UR	0.59 UR
2-CHLOROTOLUENE	0.4 U	0.4 U	0.4 U	0.4 U
2-HEXANONE	0.48 U	0.48 U	0.48 U	0.48 U
4-CHLOROTOLUENE	0.29 U	0.29 U	0.29 U	0.29 U
4-ISOPROPYLTOLUENE	0.43 U	0.43 U	0.43 U	0.43 U
4-METHYL-2-PENTANONE	0.99 U	0.99 U	0.99 U	0.99 U
ACETONE	0.94 U	0.94 U	0.94 U	0.94 U
BENZENE	0.35 U	0.35 U	0.35 U	0.35 U
BROMOBENZENE	0.35 U	0.35 U	0.35 U	0.35 U
BROMOCHLOROMETHANE	0.5 U	0.5 U	0.5 U	0.5 U
BROMODICHLOROMETHANE	0.29 U	0.29 U	0.29 U	0.29 U
BROMOFORM	0.56 U	0.56 U	0.56 U	0.56 U
BROMOMETHANE	0.44 U	0.44 U	0.44 U	0.44 U
CARBON DISULFIDE	0.38 U	0.38 U	0.38 U	0.38 U
CARBON TETRACHLORIDE	0.43 U	0.43 U	0.43 U	0.43 U
CHLOROBENZENE	0.25 U	0.25 U	0.25 U	0.25 U
CHLORODIBROMOMETHANE	0.43 U	0.43 U	0.43 U	0.43 U
CHLORODIFLUOROMETHANE	1 UJ	1 UJ	1 UJ	1 UJ
CHLOROETHANE	0.32 U	0.32 U	0.32 U	0.32 U
CHLOROFORM	0.25 U	0.25 U	0.25 U	0.25 U
CHLOROMETHANE	0.44 U	0.44 U	0.44 U	0.44 U

Table C-1
Chemical Results for Surface Water Samples-June 2016
Frog Mortar Creek
Lockheed Martin, Martin State Airport, Middle River, Maryland

LOCATION	MSA-SW44A	MSA-SW44B	MSA-SW44C	MSA-SW44D
SAMPLE ID	MSA-SW44A-061416	MSA-SW44B-061416	MSA-SW44C-061416	MSA-SW44D-061416
SAMPLE DATE	20160614	20160614	20160614	20160614
CIS-1,2-DICHLOROETHENE	2.7	0.73 J	0.54 J	0.47 J
CIS-1,3-DICHLOROPROPENE	0.46 U	0.46 U	0.46 U	0.46 U
DIBROMOMETHANE	0.42 U	0.42 U	0.42 U	0.42 U
DICHLORODIFLUOROMETHANE	0.32 U	0.32 U	0.32 U	0.32 U
DIISOPROPYL ETHER	0.5 U	0.5 U	0.5 U	0.5 U
ETHYL TERT-BUTYL ETHER	0.23 U	0.23 U	0.23 U	0.23 U
ETHYLBENZENE	0.25 U	0.25 U	0.25 U	0.25 U
HEXACHLOROBUTADIENE	0.35 U	0.35 U	0.35 U	0.35 U
ISOPROPYLBENZENE	0.35 U	0.35 U	0.35 U	0.35 U
M+P-XYLENES	0.24 U	0.24 U	0.24 U	0.24 U
METHYL TERT-BUTYL ETHER	0.2 U	0.2 U	0.2 U	0.2 U
METHYLENE CHLORIDE	0.33 U	0.33 U	0.33 U	0.33 U
NAPHTHALENE	0.45 U	0.45 U	0.45 U	0.45 U
N-BUTYLBENZENE	0.31 U	0.31 U	0.31 U	0.31 U
N-PROPYLBENZENE	0.4 U	0.4 U	0.4 U	0.4 U
O-XYLENE	0.25 U	0.25 U	0.25 U	0.25 U
SEC-BUTYLBENZENE	0.48 U	0.48 U	0.48 U	0.48 U
STYRENE	0.45 U	0.45 U	0.45 U	0.45 U
TERT-AMYL METHYL ETHER	0.3 U	0.3 U	0.3 U	0.3 U
TERT-BUTYLBENZENE	0.41 U	0.41 U	0.41 U	0.41 U
TERTIARY-BUTYL ALCOHOL	4.9 U	4.9 U	4.9 U	4.9 U
TETRACHLOROETHENE	0.31 U	0.31 U	0.31 U	0.31 U
TOLUENE	0.23 U	0.23 U	0.23 U	0.23 U
TOTAL XYLENES	0.52 U	0.52 U	0.52 U	0.52 U
TOTAL XYLENES DETECTED	0 U	0 U	0 U	0 U
TRANS-1,2-DICHLOROETHENE	0.3 U	0.3 U	0.3 U	0.3 U
TRANS-1,3-DICHLOROPROPENE	0.56 U	0.56 U	0.56 U	0.56 U
TRICHLOROETHENE	2	1.1	0.86 J	0.64 J
TRICHLOROFLUOROMETHANE	0.49 U	0.49 U	0.49 U	0.49 U
VINYL ACETATE	0.41 U	0.41 U	0.41 U	0.41 U
VINYL CHLORIDE	1.3	0.29 U	0.29 U	0.29 U
DISSOLVED METALS (UG/L)				
ANTIMONY	0.16 U	0.16 U	0.16 U	0.16 U
ARSENIC	1.6 J	1.7 J	1.7 J	1.7 J
BARIUM	34	33	34	32
BERYLLIUM	0.053 U	0.053 U	0.053 U	0.053 U
CADMIUM	0.18 U	0.19 U	0.18 U	0.17 U
CHROMIUM	0.6 U	0.6 U	0.6 U	0.6 U
COBALT	0.34 U	0.18 U	0.16 U	0.15 U
COPPER	4	5	4.4	3.8
LEAD	0.15 U	0.12 U	0.11 U	0.11 U
MERCURY	0.09 U	0.09 U	0.09 U	0.09 U
MOLYBDENUM	1.6 J	1.6 J	1.6 J	1.6 J
NICKEL	2.1	1.8 J	1.8 J	1.9 J

Table C-1
Chemical Results for Surface Water Samples-June 2016
Frog Mortar Creek
Lockheed Martin, Martin State Airport, Middle River, Maryland

LOCATION SAMPLE ID SAMPLE DATE	MSA-SW44A MSA-SW44A-061416 20160614	MSA-SW44B MSA-SW44B-061416 20160614	MSA-SW44C MSA-SW44C-061416 20160614	MSA-SW44D MSA-SW44D-061416 20160614
SELENIUM	0.69 U	0.64 U	0.44 U	0.63 U
SILVER	0.02 U	0.02 U	0.02 U	0.02 U
THALLIUM	0.074 U	0.074 U	0.074 U	0.074 U
TUNGSTEN	0.5 U	0.5 U	0.5 U	0.5 U
VANADIUM	0.5 J	0.58 J	0.45 J	0.52 J
ZINC	7.3 U	7.3 U	7.3 U	7.3 U
MISCELLANEOUS PARAMETERS (MG/L)				
CALCIUM HARDNESS AS CACO3	120	120	120	120
HARDNESS AS CACO3	630	640	630	610
MAGNESIUM HARDNESS AS CACO3	500	510	510	490
MISCELLANEOUS PARAMETERS (UG/L)				
HEXAVALENT CHROMIUM	0.052 U	0.052 U	0.052 U	0.052 U

Table C-1
Chemical Results for Surface Water Samples-June 2016
Frog Mortar Creek
Lockheed Martin, Martin State Airport, Middle River, Maryland

LOCATION	MSA-SW45A	MSA-SW45B	MSA-SW45C	MSA-SW45D
SAMPLE ID	MSA-SW45A-061416	MSA-SW45B-061416	MSA-SW45C-061416	MSA-SW45D-061416
SAMPLE DATE	20160614	20160614	20160614	20160614
VOLATILES (UG/L)				
1,1,1,2-TETRACHLOROETHANE	0.28 U	0.28 U	0.28 U	0.28 U
1,1,1-TRICHLOROETHANE	0.44 U	0.44 U	0.44 U	0.44 U
1,1,2,2-TETRACHLOROETHANE	0.22 U	0.22 U	0.22 U	0.22 U
1,1,2-TRICHLOROTRIFLUOROETHANE	0.45 U	0.45 U	0.45 U	0.45 U
1,1-DICHLOROETHANE	0.3 U	0.3 U	0.3 U	0.3 U
1,1-DICHLOROETHENE	0.45 U	0.45 U	0.45 U	0.45 U
1,1-DICHLOROPROPENE	0.42 U	0.42 U	0.42 U	0.42 U
1,2,3-TRICHLOROBENZENE	0.37 U	0.37 U	0.37 U	0.37 U
1,2,3-TRICHLOROPROPANE	0.44 U	0.44 U	0.44 U	0.44 U
1,2,3-TRIMETHYLBENZENE	0.47 U	0.47 U	0.47 U	0.47 U
1,2,4-TRICHLOROBENZENE	0.32 U	0.32 U	0.32 U	0.32 U
1,2,4-TRIMETHYLBENZENE	0.41 U	0.41 U	0.41 U	0.41 U
1,2-DIBROMO-3-CHLOROPROPANE	0.82 UJ	0.82 UJ	0.82 UJ	0.82 UJ
1,2-DIBROMOETHANE	0.32 U	0.32 U	0.32 U	0.32 U
1,2-DICHLOROBENZENE	0.25 U	0.25 U	0.25 U	0.25 U
1,2-DICHLOROETHANE	0.23 U	0.23 U	0.23 U	0.23 U
1,2-DICHLOROPROPANE	0.25 U	0.25 U	0.25 U	0.25 U
1,3-DICHLOROBENZENE	0.19 U	0.19 U	0.19 U	0.19 U
1,3-DICHLOROPROPANE	0.19 U	0.19 U	0.19 U	0.19 U
1,4-DICHLOROBENZENE	0.27 U	0.27 U	0.27 U	0.27 U
2,2-DICHLOROPROPANE	0.26 U	0.26 U	0.26 U	0.26 U
2-BUTANONE	0.53 U	0.53 U	0.53 U	0.53 U
2-CHLOROETHYL VINYL ETHER	0.59 UR	0.59 UR	0.59 UR	0.59 UR
2-CHLOROTOLUENE	0.4 U	0.4 U	0.4 U	0.4 U
2-HEXANONE	0.48 U	0.48 U	0.48 U	0.48 U
4-CHLOROTOLUENE	0.29 U	0.29 U	0.29 U	0.29 U
4-ISOPROPYLTOLUENE	0.43 U	0.43 U	0.43 U	0.43 U
4-METHYL-2-PENTANONE	0.99 U	0.99 U	0.99 U	0.99 U
ACETONE	0.94 U	0.94 U	0.94 U	0.94 U
BENZENE	0.35 U	0.35 U	0.35 U	0.35 U
BROMOBENZENE	0.35 U	0.35 U	0.35 U	0.35 U
BROMOCHLOROMETHANE	0.5 U	0.5 U	0.5 U	0.5 U
BROMODICHLOROMETHANE	0.29 U	0.29 U	0.29 U	0.29 U
BROMOFORM	0.56 U	0.56 U	0.56 U	0.56 U
BROMOMETHANE	0.44 U	0.44 U	0.44 U	0.44 U
CARBON DISULFIDE	0.38 U	0.38 U	0.38 U	0.38 U
CARBON TETRACHLORIDE	0.43 U	0.43 U	0.43 U	0.43 U
CHLOROBENZENE	0.25 U	0.25 U	0.25 U	0.25 U
CHLORODIBROMOMETHANE	0.43 U	0.43 U	0.43 U	0.43 U
CHLORODIFLUOROMETHANE	1 UJ	1 UJ	1 UJ	1 UJ
CHLOROETHANE	0.32 U	0.32 U	0.32 U	0.32 U
CHLOROFORM	0.25 U	0.25 U	0.25 U	0.25 U
CHLOROMETHANE	0.44 U	0.44 U	0.44 U	0.44 U

Table C-1
Chemical Results for Surface Water Samples-June 2016
Frog Mortar Creek
Lockheed Martin, Martin State Airport, Middle River, Maryland

LOCATION	MSA-SW45A	MSA-SW45B	MSA-SW45C	MSA-SW45D
SAMPLE ID	MSA-SW45A-061416	MSA-SW45B-061416	MSA-SW45C-061416	MSA-SW45D-061416
SAMPLE DATE	20160614	20160614	20160614	20160614
CIS-1,2-DICHLOROETHENE	3.7	0.84 J	0.7 J	0.65 J
CIS-1,3-DICHLOROPROPENE	0.46 U	0.46 U	0.46 U	0.46 U
DIBROMOMETHANE	0.42 U	0.42 U	0.42 U	0.42 U
DICHLORODIFLUOROMETHANE	0.32 U	0.32 U	0.32 U	0.32 U
DIISOPROPYL ETHER	0.5 U	0.5 U	0.5 U	0.5 U
ETHYL TERT-BUTYL ETHER	0.23 U	0.23 U	0.23 U	0.23 U
ETHYLBENZENE	0.25 U	0.25 U	0.25 U	0.25 U
HEXACHLOROBUTADIENE	0.35 U	0.35 U	0.35 U	0.35 U
ISOPROPYLBENZENE	0.35 U	0.35 U	0.35 U	0.35 U
M+P-XYLENES	0.24 U	0.24 U	0.24 U	0.24 U
METHYL TERT-BUTYL ETHER	0.2 U	0.2 U	0.2 U	0.2 U
METHYLENE CHLORIDE	0.33 U	0.33 U	0.33 U	0.33 U
NAPHTHALENE	0.45 U	0.45 U	0.45 U	0.45 U
N-BUTYLBENZENE	0.31 U	0.31 U	0.31 U	0.31 U
N-PROPYLBENZENE	0.4 U	0.4 U	0.4 U	0.4 U
O-XYLENE	0.25 U	0.25 U	0.25 U	0.25 U
SEC-BUTYLBENZENE	0.48 U	0.48 U	0.48 U	0.48 U
STYRENE	0.45 U	0.45 U	0.45 U	0.45 U
TERT-AMYL METHYL ETHER	0.3 U	0.3 U	0.3 U	0.3 U
TERT-BUTYLBENZENE	0.41 U	0.41 U	0.41 U	0.41 U
TERTIARY-BUTYL ALCOHOL	4.9 U	4.9 U	4.9 U	4.9 U
TETRACHLOROETHENE	0.31 U	0.31 U	0.31 U	0.31 U
TOLUENE	0.23 U	0.23 U	0.23 U	0.23 U
TOTAL XYLENES	0.52 U	0.52 U	0.52 U	0.52 U
TOTAL XYLENES DETECTED	0 U	0 U	0 U	0 U
TRANS-1,2-DICHLOROETHENE	0.3 U	0.3 U	0.3 U	0.3 U
TRANS-1,3-DICHLOROPROPENE	0.56 U	0.56 U	0.56 U	0.56 U
TRICHLOROETHENE	2.7	0.98 J	0.83 J	0.84 J
TRICHLOROFLUOROMETHANE	0.49 U	0.49 U	0.49 U	0.49 U
VINYL ACETATE	0.41 U	0.41 U	0.41 U	0.41 U
VINYL CHLORIDE	1.4	0.29 U	0.29 U	0.29 U
DISSOLVED METALS (UG/L)				
ANTIMONY	0.16 J	0.16 U	0.16 U	0.16 U
ARSENIC	1.7 J	1.8 J	1.8 J	1.7 J
BARIUM	35	33	34	33
BERYLLIUM	0.053 U	0.053 U	0.053 U	0.053 U
CADMIUM	0.16 U	0.16 U	0.13 U	0.15 U
CHROMIUM	0.6 U	0.6 U	0.6 U	0.6 U
COBALT	0.51 U	0.3 U	0.17 U	0.15 U
COPPER	3.6	4.4	4.1	4.2
LEAD	0.19 U	0.35 U	0.11 U	0.11 U
MERCURY	0.09 U	0.09 U	0.09 U	0.09 U
MOLYBDENUM	1.7 J	1.5 J	1.6 J	1.6 J
NICKEL	2.3	2.2	1.8 J	1.8 J

Table C-1
Chemical Results for Surface Water Samples-June 2016
Frog Mortar Creek
Lockheed Martin, Martin State Airport, Middle River, Maryland

LOCATION SAMPLE ID SAMPLE DATE	MSA-SW45A MSA-SW45A-061416 20160614	MSA-SW45B MSA-SW45B-061416 20160614	MSA-SW45C MSA-SW45C-061416 20160614	MSA-SW45D MSA-SW45D-061416 20160614
SELENIUM	0.64 U	0.95 U	0.84 U	0.59 U
SILVER	0.02 U	0.02 U	0.02 U	0.02 U
THALLIUM	0.074 U	0.074 U	0.074 U	0.074 U
TUNGSTEN	0.5 U	0.5 U	0.5 U	0.5 U
VANADIUM	0.58 J	0.71 J	0.61 J	0.44 J
ZINC	7.3 U	7.3 U	7.3 U	7.3 U
MISCELLANEOUS PARAMETERS (MG/L)				
CALCIUM HARDNESS AS CACO3	130	120	120	120
HARDNESS AS CACO3	640	620	630	620
MAGNESIUM HARDNESS AS CACO3	510	500	510	500
MISCELLANEOUS PARAMETERS (UG/L)				
HEXAVALENT CHROMIUM	0.052 U	0.052 U	0.052 U	0.052 U

Table C-1
Chemical Results for Surface Water Samples-June 2016
Frog Mortar Creek
Lockheed Martin, Martin State Airport, Middle River, Maryland

LOCATION	MSA-SW46A	MSA-SW47A	MSA-SW48A	MSA-SW49A
SAMPLE ID	MSA-SW46A-061416	MSA-SW47A-061416	MSA-SW48A-061416	MSA-SW49A-061416
SAMPLE DATE	20160614	20160614	20160614	20160614
VOLATILES (UG/L)				
1,1,1,2-TETRACHLOROETHANE	0.28 U	0.28 U	0.28 U	0.28 U
1,1,1-TRICHLOROETHANE	0.44 U	0.44 U	0.44 U	0.44 U
1,1,2,2-TETRACHLOROETHANE	0.22 U	0.22 U	0.22 U	0.22 U
1,1,2-TRICHLOROTRIFLUOROETHANE	NA	NA	NA	NA
1,1-DICHLOROETHANE	0.3 U	0.3 U	0.3 U	0.3 U
1,1-DICHLOROETHENE	0.45 U	0.45 U	0.45 U	0.45 U
1,1-DICHLOROPROPENE	0.42 U	0.42 U	0.42 U	0.42 U
1,2,3-TRICHLOROBENZENE	0.37 U	0.37 U	0.37 U	0.37 U
1,2,3-TRICHLOROPROPANE	0.44 U	0.44 U	0.44 U	0.44 U
1,2,3-TRIMETHYLBENZENE	0.47 U	0.47 U	0.47 U	0.47 U
1,2,4-TRICHLOROBENZENE	0.32 U	0.32 U	0.32 U	0.32 U
1,2,4-TRIMETHYLBENZENE	0.41 U	0.41 U	0.41 U	0.41 U
1,2-DIBROMO-3-CHLOROPROPANE	0.82 U	0.82 U	0.82 U	0.82 U
1,2-DIBROMOETHANE	0.32 U	0.32 U	0.32 U	0.32 U
1,2-DICHLOROBENZENE	0.25 U	0.25 U	0.25 U	0.25 U
1,2-DICHLOROETHANE	0.23 U	0.23 U	0.23 U	0.23 U
1,2-DICHLOROPROPANE	0.25 U	0.25 U	0.25 U	0.25 U
1,3-DICHLOROBENZENE	0.19 U	0.19 U	0.19 U	0.19 U
1,3-DICHLOROPROPANE	0.19 U	0.19 U	0.19 U	0.19 U
1,4-DICHLOROBENZENE	0.27 U	0.27 U	0.27 U	0.27 U
2,2-DICHLOROPROPANE	0.26 U	0.26 U	0.26 U	0.26 U
2-BUTANONE	0.53 UJ	0.53 UJ	0.53 UJ	0.53 UJ
2-CHLOROETHYL VINYL ETHER	0.59 UR	0.59 UR	0.59 UR	0.59 UR
2-CHLOROTOLUENE	0.4 U	0.4 U	0.4 U	0.4 U
2-HEXANONE	0.48 U	0.48 U	0.48 U	0.48 U
4-CHLOROTOLUENE	0.29 U	0.29 U	0.29 U	0.29 U
4-ISOPROPYLTOLUENE	0.43 U	0.43 U	0.43 U	0.43 U
4-METHYL-2-PENTANONE	0.99 U	0.99 U	0.99 U	0.99 U
ACETONE	0.94 U	0.94 U	0.94 U	0.94 U
BENZENE	0.35 U	0.35 U	0.35 U	0.35 U
BROMOBENZENE	0.35 U	0.35 U	0.35 U	0.35 U
BROMOCHLOROMETHANE	0.5 U	0.5 U	0.5 U	0.5 U
BROMODICHLOROMETHANE	0.29 U	0.29 U	0.29 U	0.29 U
BROMOFORM	0.56 U	0.56 U	0.56 U	0.56 U
BROMOMETHANE	0.44 U	0.44 U	0.44 U	0.44 U
CARBON DISULFIDE	0.38 UJ	0.38 UJ	0.38 UJ	0.38 UJ
CARBON TETRACHLORIDE	0.43 U	0.43 U	0.43 U	0.43 U
CHLOROBENZENE	0.25 U	0.25 U	0.25 U	0.25 U
CHLORODIBROMOMETHANE	0.43 U	0.43 U	0.43 U	0.43 U
CHLORODIFLUOROMETHANE	NA	NA	NA	NA
CHLOROETHANE	0.32 U	0.32 U	0.32 U	0.32 U
CHLOROFORM	0.25 U	0.25 U	0.25 U	0.25 U
CHLOROMETHANE	0.44 U	0.44 U	0.44 U	0.44 U

Table C-1
Chemical Results for Surface Water Samples-June 2016
Frog Mortar Creek
Lockheed Martin, Martin State Airport, Middle River, Maryland

LOCATION	MSA-SW46A	MSA-SW47A	MSA-SW48A	MSA-SW49A
SAMPLE ID	MSA-SW46A-061416	MSA-SW47A-061416	MSA-SW48A-061416	MSA-SW49A-061416
SAMPLE DATE	20160614	20160614	20160614	20160614
CIS-1,2-DICHLOROETHENE	0.77 J	1.6	2.9	3.8
CIS-1,3-DICHLOROPROPENE	0.46 U	0.46 U	0.46 U	0.46 U
DIBROMOMETHANE	0.42 UJ	0.42 UJ	0.42 UJ	0.42 UJ
DICHLORODIFLUOROMETHANE	0.32 U	0.32 U	0.32 U	0.32 U
DIISOPROPYL ETHER	0.5 U	0.5 U	0.5 U	0.5 U
ETHYL TERT-BUTYL ETHER	0.23 U	0.23 U	0.23 U	0.23 U
ETHYLBENZENE	0.25 U	0.25 U	0.25 U	0.25 U
HEXACHLOROBUTADIENE	0.35 U	0.35 U	0.35 U	0.35 U
ISOPROPYLBENZENE	0.35 U	0.35 U	0.35 U	0.35 U
M+P-XYLENES	0.24 U	0.24 U	0.24 U	0.24 U
METHYL TERT-BUTYL ETHER	0.2 U	0.2 U	0.2 U	0.2 U
METHYLENE CHLORIDE	0.33 U	0.33 U	0.33 U	0.33 U
NAPHTHALENE	0.45 U	0.45 U	0.45 U	0.45 U
N-BUTYLBENZENE	0.31 U	0.31 U	0.31 U	0.31 U
N-PROPYLBENZENE	0.4 U	0.4 U	0.4 U	0.4 U
O-XYLENE	0.25 U	0.25 U	0.25 U	0.25 U
SEC-BUTYLBENZENE	0.48 U	0.48 U	0.48 U	0.48 U
STYRENE	0.45 U	0.45 U	0.45 U	0.45 U
TERT-AMYL METHYL ETHER	0.3 U	0.3 U	0.3 U	0.3 U
TERT-BUTYLBENZENE	0.41 U	0.41 U	0.41 U	0.41 U
TERTIARY-BUTYL ALCOHOL	4.9 U	4.9 U	4.9 U	4.9 U
TETRACHLOROETHENE	0.31 U	0.31 U	0.31 U	0.31 U
TOLUENE	0.23 U	0.23 U	0.23 U	0.23 U
TOTAL XYLENES	0.52 U	0.52 U	0.52 U	0.52 U
TOTAL XYLENES DETECTED	0 U	0 U	0 U	0 U
TRANS-1,2-DICHLOROETHENE	0.3 U	0.3 U	0.3 U	0.3 U
TRANS-1,3-DICHLOROPROPENE	0.56 U	0.56 U	0.56 U	0.56 U
TRICHLOROETHENE	0.58 J	1.4	3.8	3.3
TRICHLOROFLUOROMETHANE	0.49 U	0.49 U	0.49 U	0.49 U
VINYL ACETATE	0.41 U	0.41 U	0.41 U	0.41 U
VINYL CHLORIDE	0.9	1.3	1.6	2.6
DISSOLVED METALS (UG/L)				
ANTIMONY	NA	NA	NA	NA
ARSENIC	NA	NA	NA	NA
BARIUM	NA	NA	NA	NA
BERYLLIUM	NA	NA	NA	NA
CADMIUM	NA	NA	NA	NA
CHROMIUM	NA	NA	NA	NA
COBALT	NA	NA	NA	NA
COPPER	NA	NA	NA	NA
LEAD	NA	NA	NA	NA
MERCURY	NA	NA	NA	NA
MOLYBDENUM	NA	NA	NA	NA
NICKEL	NA	NA	NA	NA

Table C-1
Chemical Results for Surface Water Samples-June 2016
Frog Mortar Creek
Lockheed Martin, Martin State Airport, Middle River, Maryland

LOCATION SAMPLE ID SAMPLE DATE	MSA-SW46A MSA-SW46A-061416 20160614	MSA-SW47A MSA-SW47A-061416 20160614	MSA-SW48A MSA-SW48A-061416 20160614	MSA-SW49A MSA-SW49A-061416 20160614
SELENIUM	NA	NA	NA	NA
SILVER	NA	NA	NA	NA
THALLIUM	NA	NA	NA	NA
TUNGSTEN	NA	NA	NA	NA
VANADIUM	NA	NA	NA	NA
ZINC	NA	NA	NA	NA
MISCELLANEOUS PARAMETERS (MG/L)				
CALCIUM HARDNESS AS CACO3	NA	NA	NA	NA
HARDNESS AS CACO3	NA	NA	NA	NA
MAGNESIUM HARDNESS AS CACO3	NA	NA	NA	NA
MISCELLANEOUS PARAMETERS (UG/L)				
HEXAVALENT CHROMIUM	NA	NA	NA	NA

$CaCO_3$ - calcium carbonate
EL - Edwards Lane
UG/L - micrograms per liter
MG/L - milligrams per liter
MSA - Martin State Airport
SW - surface water
J - estimated concentration
NA - not analyzed
U - not detected at the concentration left of the letter
UJ - not detected. Result is estimated.
UR - not detected. Result not reliable.