Technical Memorandum: March 2014 Surface Water Sampling Results for Frog Mortar Creek Martin State Airport 701 Wilson Point Road Middle River, Maryland

Prepared for:

Lockheed Martin Corporation

Prepared by:

Tetra Tech, Inc.

August 2014



Michael Martin, P.G.
Regional Manager



Anthony Apanavage, P.G.
Project Manager

TABLE OF CONTENTS

Section			Page
ACRONYMS			iii
1	INTRODUCTION		1-1
2	SITE BACKGROUND AND PREVIOUS INVESTIGATIONS		2-1
3	INVESTIGATION APPROACH AND METHODOLOGY		3-1
	3.1	SURFACE WATER SAMPLING	3-1
		3.1.1 Surface Water Sampling and Chemical Analyses	3-1
		3.1.2 Documentation	3-3
		3.1.3 Sample Nomenclature and Handling	3-3
		3.1.4 Equipment Decontamination	3-4
		3.1.5 Waste Management	3-4
	3.2	DATA MANAGEMENT	3-4
		3.2.1 Data Tracking and Control	3-5
		3.2.2 Sample Information	3-5
		3.2.3 Project Data Compilation	3-5
		3.2.4 Geographic Information System	3-6
	3.3	DATA REVIEW	3-6
4	RESULTS		4-1
	4.1	SURFACE WATER DATA AND SCREENING CRITERIA	4-1
	4.2	SURFACE WATER SAMPLING RESULTS	4-2
		4.2.1 Volatile Organic Compounds	4-2
		4.2.2 Metals	4-5
		4.2.3 Hexavalent Chromium	4-5
	4.3	UPCOMING 2014 SAMPLING ROUNDS	4-6
5	SUMMARY		5-1
6	REFERENCES		6-1

APPENDICES

APPENDIX A—SURFACE WATER SAMPLE LOG SHEETS

APPENDIX B—DATA-VALIDATION REPORTS (ON CD)

APPENDIX C—CHEMICAL RESULTS DATA TABLE

TABLE OF CONTENTS (continued)

LIST OF FIGURES

Page

Figure 1-1 Martin State Airport, Dump Road Area, and Frog Mortar Creek Location Map 1-2

Figure 2-1 Martin State Airport and Surrounding Features 2-3

Figure 2-2 Site Features and Areas of Concern–Dump Road Area 2-4

Figure 3-1 Surface Water Sampling Locations, March 2014 3-8

Figure 4-1 Concentrations of Trichloroethene in Surface Water Samples, March 2014 4-19

Figure 4-2 Concentrations of *cis*-1,2-Dichloroethene in Surface Water Samples, March 2014 4-20

Figure 4-3 Concentrations of Vinyl Chloride in Surface Water Samples, March 2014 4-21

LIST OF TABLES

Page

Table 3-1 List of Samples and Chemical Analyses for Surface Water Samples—March 2014 3-7

Table 4-1 Statistical Summary of Analytes Detected in Surface Water Samples—March 2014 4-7

Table 4-2 Detected Analytes and Screening Level Exceedances for Surface Water Samples — March 2014 4-8

ACRONYMS

AWQC	ambient water quality criteria
BTAG	Biological Technical Advisory Group
BTEX	benzene, toluene, ethylbenzene, and xylenes
cis-1,2-DCE	*cis*-1,2-dichloroethene
COC	chain(s) of custody
cVOC	chlorinated volatile organic compound
DRA	Dump Road Area
EL	Edwards Lane
GIS	geographic information system
IDW	investigation-derived waste
Lockheed Martin	Lockheed Martin Corporation
MDE	Maryland Department of the Environment
mg/L	milligram(s) per liter
MSA	Martin State Airport
µg/L	microgram(s) per liter
NRWQC	national recommended water quality criteria
PDF	portable document format
PPE	personal protective equipment
SVOC	semivolatile organic compound
TCE	trichloroethene
TB	trip blank
Tetra Tech	Tetra Tech, Inc.
USEPA	United States Environmental Protection Agency
VC	vinyl chloride
VOC	volatile organic compound

This page intentionally left blank.

Section 1
Introduction

On behalf of Lockheed Martin Corporation (Lockheed Martin), Tetra Tech, Inc. (Tetra Tech) has prepared this technical memorandum to detail work conducted according to the *2014 Surface Water Sampling Work Plan* (Tetra Tech, 2014a) adjacent to the Dump Road Area (DRA) at Martin State Airport (MSA) in Middle River, Maryland (see Figure 1-1). This technical memorandum presents the analytical results for surface water samples collected from Frog Mortar Creek on March 27, 2014; sampling results are also compared to screening levels for the protection of human health and the environment. This investigation obtained additional concentration and spatial-distribution data for volatile organic compounds (VOCs) and other chemicals of potential concern in Frog Mortar Creek surface water that might emanate from a groundwater plume at the Dump Road Area of Martin State Airport. These data will be used in future efforts to:

- evaluate the interaction between Dump Road Area shallow groundwater and Frog Mortar Creek
- provide information to assess human health risks for recreational users of Frog Mortar Creek
- provide information to update modeling for shallow-groundwater flow patterns and discharge to Frog Mortar Creek

This technical memorandum is organized as follows:

Section 2—Site Background and Previous Investigations: Briefly describes the site and previous Frog Mortar Creek investigations.

Section 3—Investigation Approach and Methodology: Presents the technical approach and field methodology used for surface water sampling.

Section 4—Results: Presents investigation results.

Section 5—Summary: Summarizes the investigation approach and results.

Section 6—References: Cites references used to compile this memorandum.

Map Document: (K:\GProject\MartinStateAirport-LMC\MapDocs\MXD\Maps\MSA and Dump Road Area location map_1 9 12.mxd)
1/9/2012 -- 10:27:03 AM

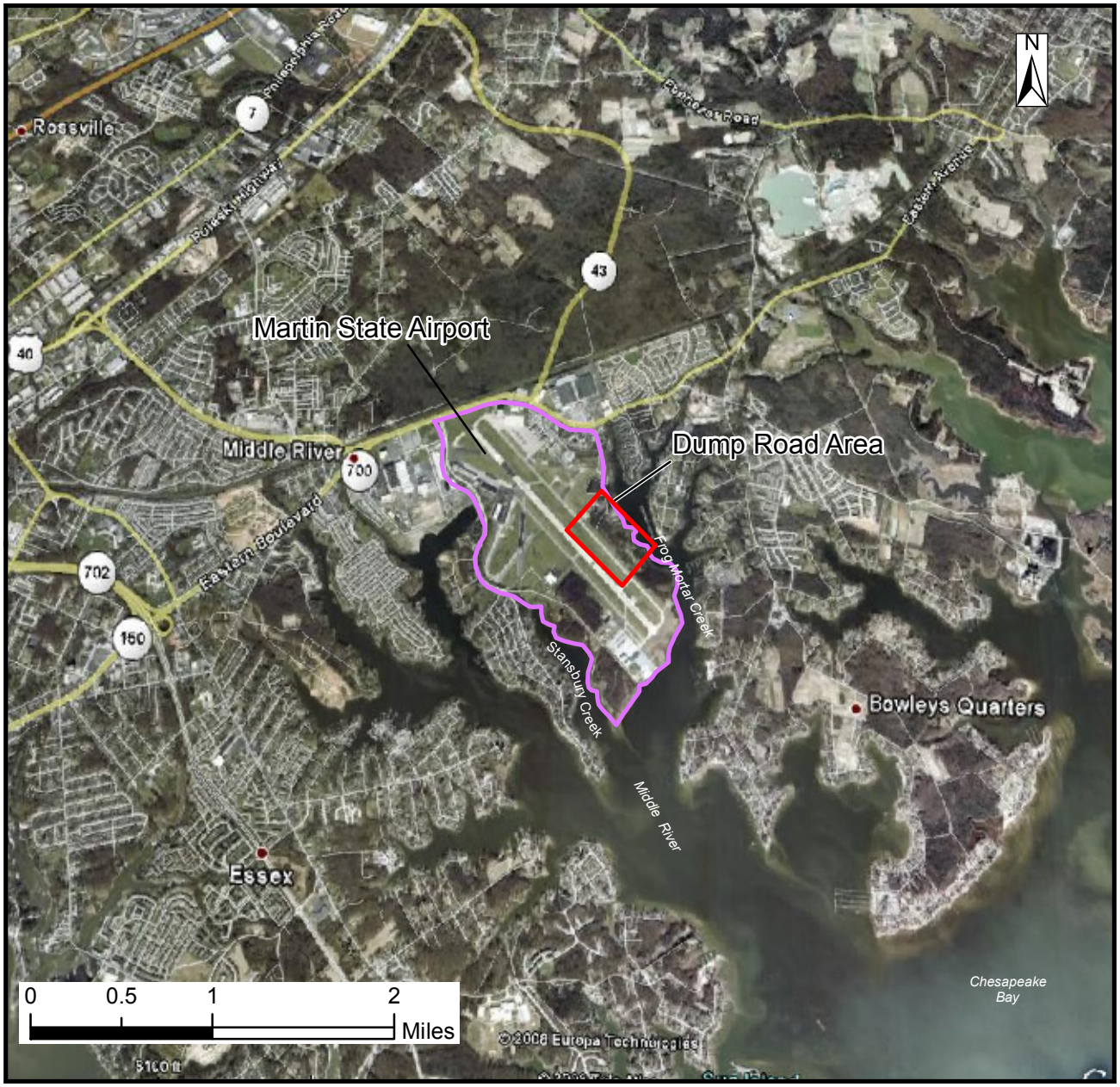

Source: Google Earth Pro, 2008

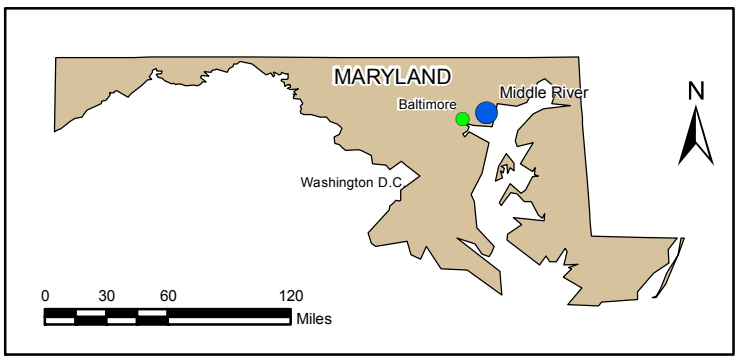

FIGURE 1-1

MARTIN STATE AIRPORT, DUMP ROAD AREA, AND FROG MORTAR CREEK LOCATION MAP

Frog Mortar Creek
Lockheed Martin, Martin State Airport
Middle River, Maryland

DATE MODIFIED:	CREATED BY:
1/9/12	MP

TETRA TECH

Section 2
Site Background and Previous Investigations

Martin State Airport (MSA) is at 701 Wilson Point Road in Middle River, Maryland. It is bounded by Frog Mortar Creek to the east and Stansbury Creek to the west (Figure 2-1); both are tidal tributaries of Chesapeake Bay. The area under investigation is Frog Mortar Creek, which is east of and adjacent to the Dump Road Area (DRA) site at MSA (Figures 2-1 and 2-2).

Detailed environmental studies have been conducted at the DRA since 1991, when the Maryland Aviation Administration removed drums discovered near Taxiway Tango (Figure 2-2). The DRA currently consists mostly of open meadows, mowed grass, and heavily wooded areas; however, it also includes a portion of Taxiway Tango and extends to the airport runway. Taxiway Tango is a concrete and asphalt taxiway currently used by the Maryland Air National Guard for military aircraft operations. The airport runway is used by the Maryland Air National Guard as well as by state-owned and private aircraft.

Previous environmental studies at MSA demonstrate that soil, pond sediment, and groundwater at the DRA have been impacted by volatile organic compounds (VOCs), semivolatile organic compounds (SVOCs), and metals resulting from prior dumping and backfilling. Chlorinated VOCs (cVOCs), including trichloroethene (TCE), *cis*-1,2-dichloroethene (*cis*-1,2-DCE), and vinyl chloride (VC); petroleum-related VOCs such as benzene, toluene, ethylbenzene, and xylenes (BTEX); and several metals have been detected in DRA groundwater at concentrations exceeding state groundwater standards.

Frog Mortar Creek is hydraulically downgradient of the DRA and receives groundwater discharging from the DRA. TCE, *cis*-1,2-DCE, VC, benzene, toluene, xylenes, and several metals have been detected in surface water samples collected from Frog Mortar Creek. Surface water samples have been collected from Frog Mortar Creek since 1997, and multiple rounds of samples

have been collected annually since 2010. Summaries of studies conducted at Frog Mortar Creek from 1997–2013, and details of the area's physical setting, land use, physiography, and surface/subsurface conditions (i.e., soils, hydrology, and geology) are in the *2013 Surface Water Sampling Report for Frog Mortar Creek* (Tetra Tech, 2014*b*), and therefore not repeated herein.

Map Document: (K:\GProject\MartinStateAirport-LMC\MapDocs\MXD\Maps\MSA Main Terminal and Surrounding Features_revised 1 13 12.mxd)
1/13/2012 -- 1:01:35 PM



Source: Google Earth Pro, 2010

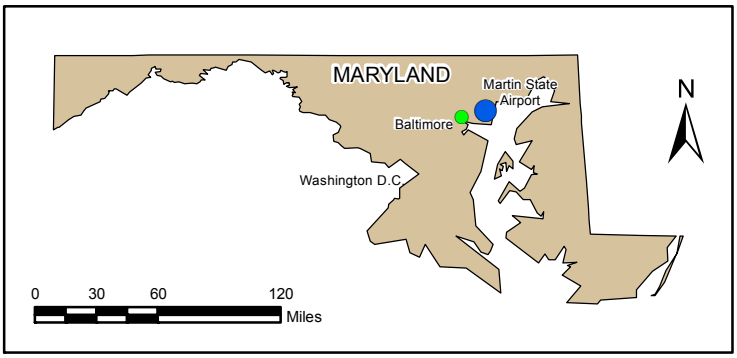

FIGURE 2-1

MARTIN STATE AIRPORT AND SURROUNDING FEATURES

Frog Mortar Creek
Lockheed Martin, Martin State Airport
Middle River, Maryland

DATE MODIFIED:	CREATED BY:
1/13/12	MP

TETRA TECH

Map Document: (K:\GProject\MartinStateAirport-LMC\MapDocs\MXD\Maps\MSA MW and PZ_1994_1996_revised 032513.mxd)
3/25/2013 -- 3:02:28 PM



FIGURE 2-2

SITE FEATURES AND AREAS OF CONCERN
DUMP ROAD AREA

LEGEND

- GROUNDWATER MONITORING WELL (MW) AND PIEZOMETER (PZ), 1994 - 1996
- OUTLINE OF FORMER COVE
- MARYLAND AIR NATIONAL GUARD BOUNDARY
- EARTHEN BERM
- EXTENT OF UNSATURATED CONTAMINATED SOIL AND LANDFILL MATERIAL
- POND

Lockheed Martin, Martin State Airport
Middle River, Maryland

0 60 120 240 Feet

N

DATE MODIFIED: 3/25/13

CREATED BY: SP

TETRA TECH

Section 3
Investigation Approach and Methodology

A review of previous surface water sampling data for Frog Mortar Creek supported the need for additional investigations to assess the extent to which surface water is affected by groundwater discharged from the Dump Road Area (DRA). The volatile organic compounds (VOCs) trichloroethene (TCE), *cis*-1,2-dichloroethene (*cis*-1,2-DCE), and vinyl chloride (VC) have previously been detected in Frog Mortar Creek surface water samples at concentrations exceeding ecological and/or human health screening-criteria; these analytes have also been detected in groundwater at the DRA. Surface water data obtained from Frog Mortar Creek were used to evaluate chemical concentrations with respect to United States Environmental Protection Agency (USEPA) or Maryland screening levels for these constituents. These screening criteria include USEPA national recommended water quality criteria (NRWQC), Maryland ambient water quality criteria (AWQC), USEPA Biological Technical Advisory Group (BTAG) surface water screening-benchmarks, and site-specific screening levels developed by Lockheed Martin Corporation (Lockheed Martin).

The March 2014 sampling event is the first of six surface-water sampling rounds to be conducted in 2014. The March sampling round was conducted to assess water quality in early spring, when increased water recreation in Frog Mortar Creek is expected to begin. The next sampling round for 2014 is scheduled for June.

3.1 SURFACE WATER SAMPLING

3.1.1 Surface Water Sampling and Chemical Analyses

Forty surface water samples were collected from Frog Mortar Creek near the DRA site on March 27, 2014. Sampling locations are shown in Figure 3-1. Four samples were collected along each of nine transects, spaced approximately 350 feet apart along the western shoreline of Frog

Mortar Creek; these transects are designated MSA-SW37, MSA-SW38, MSA-SW39, MSA-SW40, MSA-SW41, MSA-SW42, MSA-SW43, MSA-SW44, and MSA-SW45. Four samples were also collected along a transect extending out from the eastern shoreline of the creek at 3301 Edwards Lane (EL); this transect is designated EL-SW01 (see Figure 3-1). Along each transect, one sample was collected near the shoreline ("A" sample), one was collected approximately 50 feet from the shoreline ("B" sample), one was collected approximately 100 feet from the shoreline ("C" sample), and one was collected approximately 200 feet from the shoreline ("D" sample). Each sample was collected approximately one foot below the water surface. All surface water sampling locations were surveyed in the Maryland State Plane North American Datum 1983 (in feet) using a handheld global positioning system receiver.

Western-shoreline-transect samples (MSA-SW37 through MSA-SW45) at Frog Mortar Creek were analyzed for VOCs by SW846 Method 8260B (including Freon 113 [1,1,2-trichloro-1,2,2-trifluoroethane], Freon 22 [chlorodifluoromethane] and tentatively identified compounds), for metals (filtered in the field) by SW846 Methods 6020A/7470A, for hardness by Standard Method SM 2340B, and for hexavalent chromium by USEPA Method 218.6. The eastern-shoreline-transect samples (i.e., EL-SW01A–D) were analyzed for VOCs only. Analytical parameters for the Frog Mortar Creek samples are in Table 3-1. Water quality parameters (including temperature, pH, specific conductance, salinity, turbidity, dissolved oxygen, and oxidation-reduction potential) were measured and recorded at the time of sampling, along with the depth of water at all surface water sampling locations. Tidal-gauge water measurements were also obtained from the staff gauge at 3301 Edwards Lane before starting and after completing the sampling event. Sampling information was documented on the sample log sheets (see Appendix A).

Surface water samples were collected as grab samples using direct-fill sampling techniques from approximately one foot below the water surface. VOC samples were collected using a stainless steel discrete-interval sampler (also known as a "bacon bomb" sampler). The sampler was lowered to approximately one foot below the water surface, the check valve was then engaged to allow the sampler to fill, the sampler was then brought to the surface, and the water was removed through a valve to fill three laboratory-cleaned, hydrochloric-acid-preserved, 40-milliliter sample vials. The discrete-interval sampler was cleaned after each use by rinsing with potable water.

Equipment was cleaned after each sample had been collected. No decontamination fluids were collected during this sampling event.

Hexavalent chromium samples were collected using a different method: in pre-cleaned bottles containing no sample preservatives (e.g., no nitric acid for preserving metal samples, etc.). Each bottle was submerged approximately one foot below the water surface and allowed to fill. Hexavalent chromium samples must be analyzed within 24 hours of collection; therefore, these samples were expedited to the laboratory so they could be analyzed within the prescribed holding time. Field-filtered metals samples (i.e., samples for metals other than hexavalent chromium) were preserved in the field with nitric acid to the appropriate pH level and collected using a peristaltic pump. No duplicates were collected during this sampling round. A trip blank (one per cooler containing VOC samples) was submitted for VOC analysis for quality assurance/quality control purposes.

3.1.2 Documentation

A master site logbook was maintained as an overall record of field activities for the site. Sample documentation includes completed chain of custody (COC) forms and surface-water-specific sample log sheets. COC forms are standardized to summarize and document pertinent sample information, such as sample identification and type, matrix, date and time of collection, preservation, and the analysis requested. Sample-custody procedures document sample acquisition and integrity. Surface water sample log sheets are in Appendix A. COC forms and data validation reports are in Appendix B.

3.1.3 Sample Nomenclature and Handling

Surface water samples collected from transects SW37 through SW45 are identified with a unique sample identification tag. Surface water samples are labeled with an "MSA-SW" prefix, followed by the sample transect number, the profile location ("A," "B," "C," or "D"), and the six-digit sampling date. Similarly, surface water samples collected from Edwards Lane transects are identified with an "EL-SW01" prefix, the profile location ("A," "B," "C," or "D"), and the six-digit sampling date. For example, the surface water sample collected on March 27, 2014 from MSA-SW37A was labeled as MSA-SW37A-032714. The trip blank was labeled with a "TB" prefix followed by the sample's six-digit submittal date (e.g., TB-032714).

Sample handling includes field-related considerations concerning the selection of sample containers, preservatives, allowable holding times, and analyses requested. Proper custody procedures were followed throughout all phases of sample collection and handling. COC protocols were used throughout sample handling to assure the evidentiary integrity of sample containers. These protocols demonstrate that the samples were handled and transferred in a manner that would prevent or detect possible tampering.

Sample containers were released under signature from the laboratory and accepted under signature by the sampler(s) or other individual(s) responsible for maintaining custody, until the sample containers could be transferred to the sampler(s). Transport containers returning to the laboratory were sealed with strapping tape and a tamper-resistant custody seal. The custody seal contains the signature of the individual releasing the transport container, along with the date and time.

3.1.4 Equipment Decontamination

This project required minimal equipment decontamination. Both dedicated and disposable equipment were used for surface water sampling to reduce decontamination activities and eliminate potential sample cross-contamination. The discrete-interval sampler was cleaned after each use by rinsing with potable water. Equipment was cleaned over the (creek) water after each sample had been collected. No decontamination fluids were collected during this sampling event.

3.1.5 Waste Management

Investigation-derived waste (IDW) consisted of personal protective equipment (PPE) and disposable equipment (filters, tubing, etc.) generated during field sampling. PPE IDW was brushed off, placed in trash bags along with the disposable equipment, and disposed of in a facility trash receptacle designated by facility personnel.

3.2 DATA MANAGEMENT

Laboratory data-handling procedures met the requirements of the laboratory subcontract. All analytical and field data are maintained in project files, including copies of COC forms, sample log forms, sampling location maps, and documentation of quality assurance and data corrections.

3.2.1 Data Tracking and Control

A cradle-to-grave sample tracking system was used from the beginning to the end of the sampling event. The field operations leader began and coordinated sample tracking before mobilizing the sampling team to the field. Preprinted sample-container labels generated before fieldwork began were reviewed to ensure that they were accurate and adhered to work plan requirements. The project manager coordinated with the analytical laboratory to ensure that the laboratory was aware of the number and type of samples and analyses that would be submitted that day.

During field sampling, the field operations leader forwarded the COC to a designated project assistant and to the laboratory. The project assistant confirmed that the COC provided the information required by the work plan. This allowed early detection of errors made in the field so that adjustments could be made before sample analyses. After successful completion of all requested analyses, the laboratory submitted an electronic deliverable for each sample delivery group. When all electronic deliverables had been received from the laboratory, the project assistant checked the laboratory submittal to determine whether the laboratory had performed all analyses requested. All requested analyses were performed for this project.

3.2.2 Sample Information

Data from field measurements were recorded using appropriate sample log sheets and then summarized in tabular form, as were the raw instrument-data from the laboratory. The field operations leader verified field data daily; laboratory data were verified by the group supervisor and then by the laboratory's quality control/documentation department. Sample log sheets are in Appendix A.

3.2.3 Project Data Compilation

The analytical laboratory generated an Adobe *Acrobat*® portable document format (PDF) file of the analytical data package, as well as an electronic database deliverable. The electronic database was checked against the PDF file provided by the laboratory and updated as required, based on data-qualifier flags applied during data validation. All data, such as units of measure and chemical nomenclature, were corrected as necessary to be consistent with the project database.

3.2.4 Geographic Information System

Data management systems for this investigation consist of a relational database and geographic information system (GIS) to manage environmental information pertaining to Martin State Airport (MSA). The relational database stores chemical, geological, hydrogeologic, and other environmental data collected during environmental investigations. The GIS is created from the relational database and contains subsets of the larger data pool. The GIS allows environmental data to be posted onto base maps to graphically represent project information. Compiled sampling, chemical, and positional data from this investigation were incorporated into the GIS.

3.3 DATA REVIEW

Data from the laboratory were entered into a sample database and evaluated against risk-based criteria. Data validation (to evaluate data completeness, holding times, calibrations, precision, accuracy, laboratory and field-blank contamination, and detection limits) was completed concurrent with the data evaluation. These reviews were based on the *USEPA Region III Modifications to the National Functional Guidelines for Data Review* (USEPA, 1993 and 1994) and the specifics of the analytical methods used. Data from this sampling event consist of chemical results for surface-water samples. Data validation reports and COC are in Appendix B (on compact disc) as PDF files. A table with all analytical data for March 2014 Frog Mortar Creek surface water samples, including non-detects, is in Appendix C.

Collectively, these data are acceptable for their intended uses (site characterization and risk assessment), except for data qualified as unreliable (UR flag). Two non-detected results for 2-chloroethyl vinyl ether were flagged with the "UR" data qualifier. The data qualifiers (i.e., flags) listed below were applied to the chemical results presented in this report. The first three flags appear on the chemical-results tables in Section 4, and all flags appear in Appendices B and C:

- *J* The analyte is considered present in the sample, but the value is estimated and may not meet highest accuracy or precision standards. In this program, samples were qualified with "*J*" because quantitation was above the method detection limit but below the laboratory reporting-limit.
- *U* Not detected; the analyte is considered not detected at the reported value.
- UJ The analyte is not detected. However, the quantitation or detection limit may be inaccurate or imprecise.
- UR The result is considered qualitatively or quantitatively unreliable.

Table 3-1

List of Samples and Chemical Analyses for Surface Water Samples - March 2014
Frog Mortar Creek
Lockheed Martin, Martin State Airport, Middle River, Maryland

	Analyses performed[1] (method)			
	Volatile organic compounds[2]	Dissolved metals	Hexavalent chromium	Hardness
Sample Location ID	(USEPA 8260B)	(USEPA 6020A/7470A)	(USEPA 218.6)	(SM 2340B)
MSA-SW37A	X	X	X	X
MSA-SW37B	X	X	X	X
MSA-SW37C	X	X	X	X
MSA-SW37D	X	X	X	X
MSA-SW38A	X	X	X	X
MSA-SW38B	X	X	X	X
MSA-SW38C	X	X	X	X
MSA-SW38D	X	X	X	X
MSA-SW39A	X	X	X	X
MSA-SW39B	X	X	X	X
MSA-SW39C	X	X	X	X
MSA-SW39D	X	X	X	X
MSA-SW40A	X	X	X	X
MSA-SW40B	X	X	X	X
MSA-SW40C	X	X	X	X
MSA-SW40D	X	X	X	X
MSA-SW41A	X	X	X	X
MSA-SW41B	X	X	X	X
MSA-SW41C	X	X	X	X
MSA-SW41D	X	X	X	X
MSA-SW42A	X	X	X	X
MSA-SW42B	X	X	X	X
MSA-SW42C	X	X	X	X
MSA-SW42D	X	X	X	X
MSA-SW43A	X	X	X	X
MSA-SW43B	X	X	X	X
MSA-SW43C	X	X	X	X
MSA-SW43D	X	X	X	X
MSA-SW44A	X	X	X	X
MSA-SW44B	X	X	X	X
MSA-SW44C	X	X	X	X
MSA-SW44D	X	X	X	X
MSA-SW45A	X	X	X	X
MSA-SW45B	X	X	X	X
MSA-SW45C	X	X	X	X
MSA-SW45D	X	X	X	X
EL-SW01A	X			
EL-SW01B	X			
EL-SW01C	X			
EL-SW01D	X			

1 Temperature, pH, specific conductance, salinity, turbidity, dissolved oxygen, and oxidation-reduction potential were measured and recorded for each sample in the field

2 Included Freon 113 (1,1,2-trichloro-1,2,2-trifluoroethane), Freon 22 (chlorodifluoromethane), and tentatively identified compounds

SM - standard method

USEPA - United States Environmental Protection Agency



FIGURE 3-1

SURFACE WATER SAMPLING LOCATIONS, MARCH 2014 FROG MORTAR CREEK

LEGEND

- MARCH 2014 SURFACE WATER SAMPLE LOCATION
- GROUNDWATER MONITORING WELL
- ABANDONED WELL
- MARYLAND AIR NATIONAL GUARD BOUNDARY
- OUTLINE OF FORMER COVE
- EXTENT OF UNSATURATED CONTAMINATED SOIL AND LANDFILL MATERIAL
- POND

Frog Mortar Creek
Lockheed Martin, Martin State Airport
Middle River, Maryland

0 75 150 300 Feet

N

DATE MODIFIED: 06/05/14

CREATED BY: JEE

TETRA TECH

Map Document: (P:\Germantown GIS\MartinStateAirport-LMC\MapDocs\MXD\Maps\MSA Surface Water Sample Locations March 2014.mxd)
06/05/14 -- JEE

Section 4
Results

4.1 SURFACE WATER DATA AND SCREENING CRITERIA

Validated chemical data from the Frog Mortar Creek surface water samples collected in March 2014 were used to generate a statistical summary table (Table 4-1) and a table summarizing positive detections of chemical analytes (Table 4-2). Samples were analyzed for volatile organic compounds (VOCs), including fuel-related compounds such as benzene, toluene, ethylbenzene, and xylenes (BTEX), dissolved (i.e., filtered) metals, hexavalent chromium, and hardness. The eastern-shoreline-transect samples (e.g., EL-SW01) were analyzed for VOCs only. Table 4-2 compares surface water sampling results to several applicable screening criteria, including:

- United States Environmental Protection Agency (USEPA) Region 3 Biological Technical Advisory Group (BTAG) freshwater screening-benchmarks (USEPA, 2006)
- USEPA national recommended water quality criteria (NRWQC) for acute and chronic aquatic-organism exposures, and NRWQC for human health aquatic-organism-consumption (USEPA, 2009)
- Maryland ambient water quality criteria (AWQC) for acute and chronic aquatic-organism exposures, and AWQC for human health aquatic-organism-consumption (*Code of Maryland Regulations*, 2014)
- site-specific screening levels for swimming developed for trichloroethene (TCE), *cis*-1,2-dichloroethene (*cis*-1,2-DCE), and vinyl chloride (VC)

NRWQC, AWQC, and most BTAG screening levels for metals represent concentrations of dissolved metals in the water column; these criteria are therefore used to screen against filtered (dissolved) metals results. BTAG screening levels for arsenic, mercury, molybdenum, selenium, and thallium are based on total metals concentration; since only dissolved metals were analyzed during this sampling round, results for these five metals are not directly comparable to BTAG criteria. NRWQC screening values for select dissolved metals (cadmium, chromium, copper,

lead, nickel, silver, and zinc) were adjusted for hardness using the USEPA-recommended value (400 milligrams per liter [mg/L]) provided in *National Recommended Water Quality Criteria: 2002* (USEPA, 2002). This value is recommended by USEPA when site-specific data indicate high hardness levels (i.e., greater than 400 mg/L), as was reported during this sampling round.

Site-specific screening levels were developed by Lockheed Martin Corporation (Lockheed Martin) for TCE, *cis*-1,2-DCE, and VC for recreational users of Frog Mortar Creek. These screening levels were developed to protect the health of swimmers near the Dump Road Area (DRA) shoreline. March sampling results are also compared to these swimming criteria because they provide the most conservative (i.e., most protective) screening levels for Frog Mortar Creek.

Gray shading in Table 4-2 indicates a result that exceeds one or more of its surface water screening criteria. Figures 4-1 through 4-3 show the concentrations of TCE, *cis*-1,2-DCE, and VC (respectively) detected in March 2014 Frog Mortar Creek samples. Analytical data, including non-detect results and detection limits, are in Appendix C.

4.2 SURFACE WATER SAMPLING RESULTS

Several VOCs and metals were detected in the March 2014 surface water samples; results are summarized below and in Tables 4-1 and 4-2. Since most data discussed herein share the "MSA" prefix, this prefix is dropped when referring to transects or samples (e.g., "SW39" refers to transect MSA-SW39), to increase readability. Any discussion related to samples collected from the Edwards Lane transect (e.g., EL-SW01A) will be similarly identified (i.e., SW01A–SW01D) in the text.

4.2.1 Volatile Organic Compounds

The most frequently detected chlorinated VOCs (cVOCs) were TCE, *cis*-1,2-DCE, and VC; these three VOCs are also the primary cVOCs detected in the DRA groundwater plume. Toluene, a VOC detected in DRA groundwater, was detected in four samples at low concentrations during the current sampling event. Benzene was detected in one sample and total xylenes were detected in four samples at low concentrations. Acetone was detected in 33 samples, along with carbon disulfide detected in one sample. However, acetone and carbon disulfide are common laboratory

contaminants, and their detections are considered artifacts of the laboratory analyses, even though acetone and carbon disulfide were not reported in laboratory blanks.

VOCs in all March 2014 surface water samples were detected at concentrations less than human health consumption-of-organism and ecological screening levels. However, VC concentrations in four near-shore samples collected adjacent to the DRA (SW37A [1.9 micrograms per liter (µg/L)], SW38A [0.72 µg/L], SW40A [1.1 µg/L], and SW42A [1.2 µg/L]) exceeded its site-specific swimming screening level (0.7 µg/L). TCE concentrations at three near-shore sampling locations adjacent to the DRA (SW37A [13 µg/L], SW40A [11 µg/L], and SW42A [16 µg/L]) also exceeded its site-specific swimming screening-level (10 µg/L).

TCE was detected in all 40 samples at concentrations ranging from 0.34*J* µg/L to 16 µg/L (Table 4-1 and Figure 4-1). *cis*-1,2-DCE was detected in 13 of 40 samples at concentrations ranging from 0.84*J* µg/L to 7.3 µg/L (Table 4-1 and Figure 4-2). VC was detected less frequently than *cis*-1,2-DCE (in 10 of 40 samples), at concentrations ranging from 0.25*J* µg/L to 1.9 µg/L (Table 4-1 and Figure 4-3). All detected concentrations of *cis*-1,2-DCE were below its site-specific swimming criterion.

Three BTEX found in DRA groundwater were also detected in Frog Mortar Creek surface water samples at low concentrations: toluene and xylenes (each detected in four of 40 samples), and benzene (detected in one of 40 samples). Toluene concentrations (0.14*J*–0.24*J* µg/L) were an order of magnitude (i.e., a power of 10) lower than toluene's lowest criterion (2 µg/L, established by BTAG), as were total xylenes (the sum of *meta*-, *para*-, and *ortho*- isomers) concentrations (0.35*J*–1.3*J* µg/L, with the only available applicable criterion at 13 µg/L). Benzene was detected in one sample at a concentration (0.14*J* µg/L), which is two orders of magnitude (100 times) below its lowest screening value (51 µg/L). Ethylbenzene was not detected in any sample.

In prior sampling events, surface water samples from transects east of the DRA (SW38, SW40, and SW41) have typically had the highest TCE concentrations. In this sampling episode (March 2014), the highest TCE concentrations were detected in three near-shore samples from transects north of the DRA: SW37A (13 µg/L), SW40A (11 µg/L), and SW42A (16 µg/L). During the earlier March 2013 sampling event, TCE concentrations were highest at sampling locations SW43A (9.8*J* µg/L), SW40B (8.3*J* µg/L), SW43B (7.1*J* µg/L), SW38A (6.7*J* µg/L),

and SW41A (5.4 µg/L). Except for transect SW43, these transects are northeast of the DRA monitoring wells exhibiting some of the highest concentrations of site-related constituents in shallow- and intermediate-depth groundwater (e.g., wells DMW-2, DMW-3, DMW-4, and DMW-5). The maximum detected TCE concentration (16 µg/L) in March 2014 is higher than the maxima detected in March 2013 (9.8 µg/L) and September 2013 (2.3 µg/L).

TCE concentrations in transects from the western shore of Frog Mortar Creek varied by more than one order of magnitude in March 2014 (Figure 4-1), ranging from 0.34 µg/L (SW39A) south of the DRA to 16 µg/L (SW42A) slightly north of the DRA. TCE concentrations were highest in samples collected north of the DRA at transects SW37, SW40, and SW42, with concentrations decreasing with increased distance from the shoreline; this pattern is similar to those seen in previous rounds, albeit with the highest detected shoreline concentrations shifted northeast of the DRA. Transects SW38 and SW41 (nearest to the DRA) exhibited moderately high TCE concentrations (0.96–4.8 µg/L); TCE concentrations in these two transects also typically decreased with increased distance from the shoreline. In contrast, the lower TCE concentrations (1.1 µg/L or less) detected in samples from transects adjacent to the southern portion of the DRA (SW39, and SW43 through SW45), and on the eastern shore (SW01), typically increased with increased distance from the shore.

Consistent with previous sampling rounds, TCE concentrations in samples collected from the eastern shoreline transect (SW01) at Edwards Lane were typically lower than samples from the western shoreline transects, with concentrations ranging from 0.86*J* µg/L to 1.1 µg/L. TCE results for Edwards Lane transect samples are very similar to concentrations detected in March 2013, and are slightly above those detected during the previous sampling round (September 2013).

cis-1,2-DCE was detected at 13 of 40 sampling locations (Figure 4-2), but only in the five northernmost transects (SW37, SW38, and SW 40 through SW42). Similar to TCE, the highest detected *cis*-1,2-DCE concentrations (7.0–7.3 µg/L) in March 2014 were collected at near-shore sampling locations (SW37A, SW40A, and SW42A). The remaining 10 *cis*-1,2-DCE concentrations range between 0.84 µg/L and 3.9 µg/L. During the previous sampling round (September 2013), *cis*-1,2-DCE detections were infrequent (in four of 40 samples, with a maximum of 0.80 µg/L at SW38A). In March 2013, the highest *cis*-1,2-DCE concentrations were

detected in "A" or "B" samples, and detections were generally distributed more equitably (i.e., among all the transects), rather than being concentrated in the five northernmost transects (as occurred in March 2014).

VC was detected in 10 of 40 samples collected in March 2014 (Figure 4-3), with the highest concentrations at four near-shore sampling locations adjacent to the DRA (SW37A [1.9 µg/L], SW42A [1.2 µg/L], SW40A [1.1 µg/L], and SW38A [0.72 µg/L]); all these detections exceed the site-specific swimming screening level (0.7 µg/L) for VC. Similar to TCE and *cis*-1,2-DCE, the highest detected concentrations in this round were found in shoreline samples collected from northern transects, with concentrations decreasing away from the shoreline. March 2014 VC concentrations are generally similar to those detected in September 2013; VC was detected in nine of 40 samples in that round, with the highest concentration (0.96 µg/L) detected at SW38A. March 2014 concentrations are lower than March 2013, with the maximum 2014 VC concentration (1.9 µg/L) five times lower than the maximum VC concentration in 2013 (11 µg/L). In March 2013, VC was detected in 32 of 40 samples, with the highest concentrations at SW42A (11 µg/L), SW42B (4.8 µg/L), SW40A (5.6 µg/L), SW43A (2.3 µg/L), SW43B (4.8 µg/L), and SW38C (1.8 µg/L).

4.2.2 Metals

Dissolved arsenic (1.4*J* µg/L to 1.7*J* µg/L) and dissolved barium concentrations (30 µg/L to 42 µg/L) exceeded their lowest screening levels (1.4 and 4 µg/L, respectively) in most (arsenic) or all (barium) samples. March 2014 arsenic concentrations are similar to those detected during several sampling rounds conducted last year (particularly in summer months), but are higher than March 2013 concentrations (0.6*J* µg/L to 1.3*J* µg/L). Barium concentrations detected during this round (March 2014) are similar to, but generally lower than, those detected in September 2013 (39–52 µg/L) or March 2013 (41–59 µg/L).

4.2.3 Hexavalent Chromium

Hexavalent chromium was detected in 36 of 36 samples analyzed at concentrations (0.049 µg/L to 0.092 µg/L) more than 100 times below its lowest screening level (11 µg/L).

4.3 UPCOMING 2014 SAMPLING ROUNDS

Lockheed Martin will conduct additional surface water monitoring for the same 40 locations on Frog Mortar Creek in June, July, August, September, and December 2014.

Table 4-1

Statistical Summary of Analytes Detected in Surface Water Samples - March 2014
Frog Mortar Creek
Lockheed Martin, Martin State Airport, Middle River, Maryland

Chemical	Frequeny of detection		Mininum non-detected concentration	Maximum non-detected concentration	Mininum detected concentration	Maximum detected concentration	Sample(s) with maximum detected concentration	Mean of all samples	Mean of positive detects	Standard Deviation
	Number	Percent								
VOLATILE ORGANIC COMPOUNDS (µg/L)										
Acetone	33/40	83	1.1 U	1.1 U	1.1 J	2.3 J	MSA-SW43A,43B-032714	1.441	1.630	0.527
Benzene	1/40	3	0.13 U	0.13 U	0.14 J	0.14 J	MSA-SW39C-032714	0.067	0.140	0.012
Carbon disulfide	1/40	3	0.13 U	0.13 U	0.18 J	0.18 J	EL-SW01B-032714	0.068	0.180	0.018
cis- 1,2-Dichloroethene	13/40	33	0.17 U	0.17 U	0.84 J	7.3	MSA-SW42A-032714	1.147	3.352	2.022
Toluene	4/40	10	0.13 U	0.13 U	0.14 J	0.24 J	MSA-SW39C-032714	0.078	0.195	0.041
Trichloroethene	40/40	100	--	--	0.34 J	16	MSA-SW42A-032714	2.638	2.638	3.589
Xylenes, *meta* - and *para*-	4/40	10	0.24 U	0.24 U	0.35 J	1.1 J	MSA-SW38A-032714	0.167	0.593	0.173
Xylene, *ortho*-	1/40	3	0.14 U	0.14 U	0.2 J	0.2 J	MSA-SW38A-032714	0.073	0.200	0.021
Xylenes, total	4/40	10	0.14 U	0.14 U	0.35 J	1.3 J	MSA-SW38A-032714	0.127	0.643	0.213
Vinyl chloride	10/40	25	0.22 U	0.22 U	0.25 J	1.9	MSA-SW37A-032714	0.265	0.728	0.370
FILTERED METALS (µg/L)										
Arsenic	20/36	56	1.4 U	1.7 U	1.4 J	1.7 J	MSA-SW38C,38D,41C-032714	1.215	1.545	0.383
Barium	36/36	100	--	--	30	42	MSA-SW37A-032714	36.639	36.639	2.631
Beryllium	13/36	36	0.031 U	0.031 U	0.033 J	0.082 J	MSA-SW42B-032714	0.031	0.058	0.022
Cadmium	36/36	100	--	--	0.15 J	0.6 J	MSA-SW37A,42A-032714	0.316	0.316	0.126
Chromium	17/36	47	0.21 U	0.56 U	0.24 J	2	MSA-SW39B-032714	0.259	0.389	0.310
Cobalt	36/36	100			0.23 J	2.5	MSA-SW38A,41A-032714	0.789	0.789	0.637
Copper	36/36	100			2.5	4.2	MSA-SW37B,42A-032714	3.483	3.483	0.488
Lead	2/36	6	0.14 U	0.14 U	0.2 J	0.33 J	MSA-SW37D-032714	0.081	0.265	0.048
Mercury	1/36	3	0.12 U	0.12 U	0.12 J	0.12 J	MSA-SW45B-032714	0.062	0.120	0.010
Molybdenum	36/36	100	--	--	1.3 J	1.8 J	MSA-SW37A,42A,42B-032714	1.472	1.472	0.119
Nickel	36/36	100	--	--	1.6 J	6.4	MSA-SW38A-032714	3.256	3.256	1.164
Selenium	20/36	56	0.81 U	1.5 U	0.69 J	1.3 J	MSA-SW37B-032714	0.814	1.020	0.266
Vanadium	19/36	53	1.3 U	2.4 U	1.5 J	2.2 J	MSA-SW38B,38D,39A-032714	1.507	1.937	0.496
Zinc	16/36	44	5.7 U	16 U	5.9 J	14 J	MSA-SW42A-032714	7.568	9.875	2.866
MISCELLANEOUS (µg/L)										
Chromium, hexavalent	36/36	100	--	--	0.049	0.092	MSA-SW39A-032714	0.070	0.070	0.010
MISCELLANEOUS (mg/L)										
Calcium hardness as $CaCO_3$	36/36	100	--	--	160	190	MSA-SW41C-032714	172.500	172.500	7.700
Hardness as $CaCO_3$	36/36	100	--	--	740	880	MSA-SW41C-032714	806.944	806.944	31.697
Magnium hardness as $CaCO_3$	36/36	100	--	--	580	690	MSA-SW41C-032714	634.722	634.722	25.577

In statistical calculations, 1/2 the sample detection limit is used as proxy concentration for non-detect results.
-- not available; detection rate is 100%
$CaCO_3$ - calcium carbonate
EL - Edwards Lane
J - estimated concentration
mg/L - milligrams per liter
SW - surface water
U - not detected
µg/L - micrograms per liter

Associated samples:

EL-SW01A-032714	MSA-SW38C-032714	MSA-SW41A-032714	MSA-SW43C-032714
EL-SW01B-032714	MSA-SW38D-032714	MSA-SW41B-032714	MSA-SW43D-032714
EL-SW01C-032714	MSA-SW39A-032714	MSA-SW41C-032714	MSA-SW44A-032714
EL-SW01D-032714	MSA-SW39B-032714	MSA-SW41D-032714	MSA-SW44B-032714
MSA-SW37A-032714	MSA-SW39C-032714	MSA-SW42A-032714	MSA-SW44C-032714
MSA-SW37B-032714	MSA-SW39D-032714	MSA-SW42B-032714	MSA-SW44D-032714
MSA-SW37C-032714	MSA-SW40A-032714	MSA-SW42C-032714	MSA-SW45A-032714
MSA-SW37D-032714	MSA-SW40B-032714	MSA-SW42D-032714	MSA-SW45B-032714
MSA-SW38A-032714	MSA-SW40C-032714	MSA-SW43A-032714	MSA-SW45C-032714
MSA-SW38B-032714	MSA-SW40D-032714	MSA-SW43B-032714	MSA-SW45D-032714

Table 4-2

Detected Analytes and Screening Level Exceedances for Surface Water Samples - March 2014
Frog Mortar Creek
Lockheed Martin, Martin State Airport, Middle River, Maryland
Page 1 of 11

Sampe location Sample ID Sample date	National Recommended Ambient Water Quality Criteria[1] Freshwater Acute	 Chronic	Ecological surface water screening levels[2]	Human health - consumption of organism only[1,3]	Site-specific swimming screening levels[4]	EL-SW01A EL-SW01A-032714 03/27/14	EL-SW01B EL-SW01B-032714 03/27/14	EL-SW01C EL-SW01C-032714 03/27/14	EL-SW01D EL-SW01D-032714 03/27/14
VOLATILE ORGANIC COMPOUNDS (µg/L)									
Acetone	NA	NA	1500	NA	NA	1.6 J	1.9 J	1.2 J	1.3 J
Benzene	NA	NA	370	51	NA	--	--	--	--
Carbon disulfide	NA	NA	0.92	NA	NA	--	0.18 J	--	--
cis-1,2-Dichloroethene	NA	NA	590[5]	NA	300	--	--	--	--
Toluene	NA	NA	2	15000	NA	--	--	--	--
Trichloroethene	NA	NA	21	300[3]	10	0.86 J	0.98 J	1	1.1
Xylenes, *meta- and para-*	NA	NA	NA	NA	NA	--	--	--	--
Xylene, *ortho-*	NA	NA	NA	NA	NA	--	--	--	--
Xylenes, total	NA	NA	13	NA	NA	--	--	--	--
Vinyl chloride	NA	NA	930	24[3]	0.7	--	--	--	--
DISSOLVED METALS (µg/L)									
Antimony	NA	NA	30	640	NA	NA	NA	NA	NA
Arsenic	340	150	NA[6]	1.4[3]	NA	NA	NA	NA	NA
Barium	NA	NA	4	NA	NA	NA	NA	NA	NA
Beryllium	NA	NA	0.66	NA	NA	NA	NA	NA	NA
Cadmium	7.46[7]	0.64	7.46[7]	NA	NA	NA	NA	NA	NA
Chromium[8,9]	1773[7]	230.7[7]	1773[7]	NA	NA	NA	NA	NA	NA
Cobalt	NA	NA	23	NA	NA	NA	NA	NA	NA
Copper	49.6[7]	29.3[7]	49.6[7]	NA	NA	NA	NA	NA	NA
Lead	280.8[7]	10.9[7]	280.8[7]	NA	NA	NA	NA	NA	NA
Mercury	1.4	0.77	NA[3]	NA	NA	NA	NA	NA	NA
Molybdenum	NA	NA	NA[6]	NA	NA	NA	NA	NA	NA
Nickel	1513[7]	168[7]	1513[7]	4600	NA	NA	NA	NA	NA
Selenium	NA	5	NA[6]	4200	NA	NA	NA	NA	NA
Silver	34.9[7]	NA	34.9[7]	NA	NA	NA	NA	NA	NA
Tungsten	NA	NA	NA	NA	NA	NA	NA	NA	NA
Vanadium	NA	NA	20	NA	NA	NA	NA	NA	NA
Zinc	379[7]	382[7]	379[7]	26000	NA	NA	NA	NA	NA
MISCELLANEOUS PARAMETERS (µg/L)									
Chromium, hexavalent[9]	16	11	11	NA	NA	NA	NA	NA	NA
MISCELLANEOUS PARAMETERS (mg/L)									
Calcium hardness as $CaCO_3$	NA	NA	NA	NA	NA	NA	NA	NA	NA
Total hardness as $CaCO_3$	NA	NA	NA	NA	NA	NA	NA	NA	NA
Magnesium hardness as $CaCO_3$	NA	NA	NA	NA	NA	NA	NA	NA	NA

Table 4-2

Detected Analytes and Screening Level Exceedances for Surface Water Samples - March 2014
Frog Mortar Creek
Lockheed Martin, Martin State Airport, Middle River, Maryland
Page 2 of 11

Sampe location Sample ID Sample date	National Recommended Ambient Water Quality Criteria[1] Freshwater Acute	 Chronic	Ecological surface water screening levels[2]	Human health - consumption of organism only[1,3]	Site-specific swimming screening levels[4]	MSA-SW37A MSA-SW37A-032714 03/27/14	MSA-SW37B MSA-SW37B-032714 03/27/14	MSA-SW37C MSA-SW37C-032714 03/27/14	MSA-SW37D MSA-SW37D-032714 03/27/14
VOLATILE ORGANIC COMPOUNDS (µg/L)									
Acetone	NA	NA	1500	NA	NA	--	1.4 J	--	--
Benzene	NA	NA	370	51	NA	--	--	--	--
Carbon disulfide	NA	NA	0.92	NA	NA	--	--	--	--
cis-1,2-Dichloroethene	NA	NA	590[5]	NA	300	7	2.8	1.3	0.84 J
Toluene	NA	NA	2	15000	NA	--	--	--	--
Trichloroethene	NA	NA	21	300[3]	10	13	6	3	1.9
Xylenes, *meta- and para-*	NA	NA	NA	NA	NA	0.35 J	--	--	--
Xylene, *ortho-*	NA	NA	NA	NA	NA	--	--	--	--
Xylenes, total	NA	NA	13	NA	NA	0.35 J	--	--	--
Vinyl chloride	NA	NA	930	24[3]	0.7	1.9	0.57	0.25 J	--
DISSOLVED METALS (µg/L)									
Antimony	NA	NA	30	640	NA	0.89 J	0.4 J	0.29 J	0.41 J
Arsenic	340	150	NA[6]	1.4[3]	NA	1.5 J	1.4 J	1.5 J	1.5 J
Barium	NA	NA	4	NA	NA	42	37	36	37
Beryllium	NA	NA	0.66	NA	NA	0.072 J	0.058 J	0.049 J	0.048 J
Cadmium	7.46[7]	0.64	7.46[7]	NA	NA	0.6 J	0.46 J	0.34 J	0.34 J
Chromium[8,9]	1773[7]	230.7[7]	1773[7]	NA	NA	0.43 J	0.25 J	0.27 J	0.56 J
Cobalt	NA	NA	23	NA	NA	1.3	0.85 J	0.64 J	0.5 J
Copper	49.6[7]	29.3[7]	49.6[7]	NA	NA	4.1	4.2	3.6	4.1
Lead	280.8[7]	10.9[7]	280.8[7]	NA	NA	--	--	--	0.33 J
Mercury	1.4	0.77	NA[3]	NA	NA	--	--	--	--
Molybdenum	NA	NA	NA[6]	NA	NA	1.8 J	1.4 J	1.3 J	1.4 J
Nickel	1513[7]	168[7]	1513[7]	4600	NA	4.4	3.9	4	1.9 J
Selenium	NA	5	NA[6]	4200	NA	1.2 J	1.3 J	1.1 J	1 J
Silver	34.9[7]	NA	34.9[7]	NA	NA	0.018 J	--	--	--
Tungsten	NA	NA	NA	NA	NA	1.1 J	0.27 J	0.16 J	0.24 J
Vanadium	NA	NA	20	NA	NA	1.3 J	1.5 J	1.7 J	1.7 J
Zinc	379[7]	382[7]	379[7]	26000	NA	16 J	13 J	12 J	11 J
MISCELLANEOUS PARAMETERS (µg/L)									
Chromium, hexavalent[9]	16	11	11	NA	NA	0.062	0.079	0.076	0.085
MISCELLANEOUS PARAMETERS (mg/L)									
Calcium hardness as $CaCO_3$	NA	NA	NA	NA	NA	180	160	160	160
Total hardness as $CaCO_3$	NA	NA	NA	NA	NA	830	760	760	760
Magnesium hardness as $CaCO_3$	NA	NA	NA	NA	NA	660	590	600	600

Table 4-2

Detected Analytes and Screening Level Exceedances for Surface Water Samples - March 2014
Frog Mortar Creek
Lockheed Martin, Martin State Airport, Middle River, Maryland

Sample location / Sample ID / Sample date	National Recommended Ambient Water Quality Criteria[1] Freshwater Acute	National Recommended Ambient Water Quality Criteria[1] Freshwater Chronic	Ecological surface water screening levels[2]	Human health - consumption of organism only[1,3]	Site-specific swimming screening levels[4]	MSA-SW38A MSA-SW38A-032714 03/27/14	MSA-SW38B MSA-SW38B-032714 03/27/14	MSA-SW38C MSA-SW38C-032714 03/27/14	MSA-SW38D MSA-SW38D-032714 03/27/14
VOLATILE ORGANIC COMPOUNDS (µg/L)									
Acetone	NA	NA	1500	NA	NA	1.6 J	1.1 J	--	--
Benzene	NA	NA	370	51	NA	--	--	--	--
Carbon disulfide	NA	NA	0.92	NA	NA	--	--	--	--
cis-1,2-Dichloroethene	NA	NA	590[5]	NA	300	3.9	0.94 J	--	--
Toluene	NA	NA	2	15000	NA	--	--	--	--
Trichloroethene	NA	NA	21	300[3]	10	4.8	1.9	1.4	1.3
Xylenes, *meta- and para-*	NA	NA	NA	NA	NA	1.1 J	--	--	--
Xylene, *ortho-*	NA	NA	NA	NA	NA	0.2 J	--	--	--
Xylenes, total	NA	NA	13	NA	NA	1.3 J	--	--	--
Vinyl chloride	NA	NA	930	24[3]	0.7	0.72	--	--	--
DISSOLVED METALS (µg/L)									
Antimony	NA	NA	30	640	NA	0.26 J	0.23 J	0.23 J	0.19 J
Arsenic	340	150	NA[6]	1.4[3]	NA	1.6 J	1.6 J	1.7 J	1.7 J
Barium	NA	NA	4	NA	NA	38	37	38	38
Beryllium	NA	NA	0.66	NA	NA	0.063 J	--	--	--
Cadmium	7.46[7]	0.64	7.46[7]	NA	NA	0.48 J	0.34 J	0.34 J	0.32 J
Chromium[8,9]	1773[7]	230.7[7]	1773[7]	NA	NA	0.28 J	0.3 J	0.27 J	0.28 J
Cobalt	NA	NA	23	NA	NA	2.5	0.7 J	0.51 J	0.46 J
Copper	49.6[7]	29.3[7]	49.6[7]	NA	NA	3.8	3.9	3.8	3.7
Lead	280.8[7]	10.9[7]	280.8[7]	NA	NA	--	--	--	--
Mercury	1.4	0.77	NA[3]	NA	NA	0.12 J	--	--	--
Molybdenum	NA	NA	NA[6]	NA	NA	1.5 J	1.5 J	1.5 J	1.5 J
Nickel	1513[7]	168[7]	1513[7]	4600	NA	6.4	3.3	2.3	4.3
Selenium	NA	5	NA[6]	4200	NA	1 J	1.2 J	1 J	1.1 J
Silver	34.9[7]	NA	34.9[7]	NA	NA	--	--	--	--
Tungsten	NA	NA	NA	NA	NA	0.12 J	0.085 J	0.086 J	0.078 J
Vanadium	NA	NA	20	NA	NA	2 J	2.2 J	2.1 J	2.2 J
Zinc	379[7]	382[7]	379[7]	26000	NA	15 J	13 J	11 J	10 J
MISCELLANEOUS PARAMETERS (µg/L)									
Chromium, hexavalent[9]	16	11	11	NA	NA	0.055	0.069	0.08	0.063
MISCELLANEOUS PARAMETERS (mg/L)									
Calcium hardness as $CaCO_3$	NA	NA	NA	NA	NA	180	170	170	180
Total hardness as $CaCO_3$	NA	NA	NA	NA	NA	820	820	810	830
Magnesium hardness as $CaCO_3$	NA	NA	NA	NA	NA	640	650	640	660

Table 4-2

Detected Analytes and Screening Level Exceedances for Surface Water Samples - March 2014
Frog Mortar Creek
Lockheed Martin, Martin State Airport, Middle River, Maryland
Page 4 of 11

Sampe location Sample ID Sample date	National Recommended Ambient Water Quality Criteria[1] Freshwater Acute	 Chronic	Ecological surface water screening levels[2]	Human health - consumption of organism only[1,3]	Site-specific swimming screening levels[4]	MSA-SW39A MSA-SW39A-032714 03/27/14	MSA-SW39B MSA-SW39B-032714 03/27/14	MSA-SW39C MSA-SW39C-032714 03/27/14	MSA-SW39D MSA-SW39D-032714 03/27/14
VOLATILE ORGANIC COMPOUNDS (µg/L)									
Acetone	NA	NA	1500	NA	NA	2.1 J	2.2 J	1.9 J	1.7 J
Benzene	NA	NA	370	51	NA	--	--	0.14 J	--
Carbon disulfide	NA	NA	0.92	NA	NA	--	--	--	--
cis-1,2-Dichloroethene	NA	NA	590[5]	NA	300	--	--	--	--
Toluene	NA	NA	2	15000	NA	--	--	0.24 J	0.21 J
Trichloroethene	NA	NA	21	300[3]	10	0.34 J	0.38 J	0.42 J	0.48 J
Xylenes, *meta- and para-*	NA	NA	NA	NA	NA	--	--	--	--
Xylene, *ortho-*	NA	NA	NA	NA	NA	--	--	--	--
Xylenes, total	NA	NA	13	NA	NA	--	--	--	--
Vinyl chloride	NA	NA	930	24[3]	0.7	--	--	--	--
DISSOLVED METALS (µg/L)									
Antimony	NA	NA	30	640	NA	0.19 J	0.15 J	0.16 J	0.16 J
Arsenic	340	150	NA[6]	1.4[3]	NA	1.6 J	1.4 J	1.4 J	1.6 J
Barium	NA	NA	4	NA	NA	34	30	31	35
Beryllium	NA	NA	0.66	NA	NA	--	--	--	--
Cadmium	7.46[7]	0.64	7.46[7]	NA	NA	0.15 J	0.15 J	0.16 J	0.21 J
Chromium[8,9]	1773[7]	230.7[7]	1773[7]	NA	NA	0.24 J	2	0.25 J	0.22 J
Cobalt	NA	NA	23	NA	NA	0.4 J	0.23 J	0.27 J	0.24 J
Copper	49.6[7]	29.3[7]	49.6[7]	NA	NA	2.9	2.5	2.7	2.9
Lead	280.8[7]	10.9[7]	280.8[7]	NA	NA	--	--	--	--
Mercury	1.4	0.77	NA[3]	NA	NA	--	--	--	0.12 J
Molybdenum	NA	NA	NA[6]	NA	NA	1.5 J	1.4 J	1.3 J	1.4 J
Nickel	1513[7]	168[7]	1513[7]	4600	NA	3.4	2.5	3	2.3
Selenium	NA	5	NA[6]	4200	NA	1.2 J	1 J	0.71 J	1 J
Silver	34.9[7]	NA	34.9[7]	NA	NA	--	--	--	--
Tungsten	NA	NA	NA	NA	NA	0.067 J	0.087 J	0.07 J	0.075 J
Vanadium	NA	NA	20	NA	NA	2.2 J	2 J	2 J	2 J
Zinc	379[7]	382[7]	379[7]	26000	NA	7.9 J	5.7 J	6.6 J	7.4 J
MISCELLANEOUS PARAMETERS (µg/L)									
Chromium, hexavalent[9]	16	11	11	NA	NA	0.092	0.074	0.078	0.082
MISCELLANEOUS PARAMETERS (mg/L)									
Calcium hardness as $CaCO_3$	NA	NA	NA	NA	NA	180	160	160	170
Total hardness as $CaCO_3$	NA	NA	NA	NA	NA	830	740	750	810
Magnesium hardness as $CaCO_3$	NA	NA	NA	NA	NA	660	580	590	640

Table 4-2

Detected Analytes and Screening Level Exceedances for Surface Water Samples - March 2014
Frog Mortar Creek
Lockheed Martin, Martin State Airport, Middle River, Maryland
Page 5 of 11

Sample location / Sample ID / Sample date	National Recommended Ambient Water Quality Criteria[1] Freshwater Acute	Freshwater Chronic	Ecological surface water screening levels[2]	Human health - consumption of organism only[1,3]	Site-specific swimming screening levels[4]	MSA-SW40A MSA-SW40A-032714 03/27/14	MSA-SW40B MSA-SW40B-032714 03/27/14	MSA-SW40C MSA-SW40C-032714 03/27/14	MSA-SW40D MSA-SW40D-032714 03/27/14
VOLATILE ORGANIC COMPOUNDS (µg/L)									
Acetone	NA	NA	1500	NA	NA	--	1.3 J	1.1 J	--
Benzene	NA	NA	370	51	NA	--	--	--	--
Carbon disulfide	NA	NA	0.92	NA	NA	--	--	--	--
cis-1,2-Dichloroethene	NA	NA	590[5]	NA	300	7.2	2.9	1.6	--
Toluene	NA	NA	2	15000	NA	--	--	--	0.14 J
Trichloroethene	NA	NA	21	300[3]	10	11	5.8	3.7	1.6
Xylenes, *meta- and para-*	NA	NA	NA	NA	NA	0.52 J	--	--	--
Xylene, *ortho-*	NA	NA	NA	NA	NA	--	--	--	--
Xylenes, total	NA	NA	13	NA	NA	0.52 J	--	--	--
Vinyl chloride	NA	NA	930	24[3]	0.7	1.1	0.36 J	0.27 J	--
DISSOLVED METALS (µg/L)									
Antimony	NA	NA	30	640	NA	0.18 J	0.36 J	0.21 J	0.2 J
Arsenic	340	150	NA[6]	1.4[3]	NA	1.6 J	1.4 J	1.6 J	1.6 J
Barium	NA	NA	4	NA	NA	40	37	38	39
Beryllium	NA	NA	0.66	NA	NA	--	0.044 J	--	--
Cadmium	7.46[7]	0.64	7.46[7]	NA	NA	0.57 J	0.42 J	0.38 J	0.37 J
Chromium[8,9]	1773[7]	230.7[7]	1773[7]	NA	NA	0.28 J	0.3 J	0.27 J	0.3 J
Cobalt	NA	NA	23	NA	NA	2.1	1.4	0.56 J	0.46 J
Copper	49.6[7]	29.3[7]	49.6[7]	NA	NA	4.1	3.2	3.7	3.9
Lead	280.8[7]	10.9[7]	280.8[7]	NA	NA	--	--	--	--
Mercury	1.4	0.77	NA[3]	NA	NA	--	--	--	--
Molybdenum	NA	NA	NA[6]	NA	NA	1.4 J	1.5 J	1.4 J	1.5 J
Nickel	1513[7]	168[7]	1513[7]	4600	NA	4.6	3	2.8	4.2
Selenium	NA	5	NA[6]	4200	NA	1.1 J	0.83 J	1.1 J	0.94 J
Silver	34.9[7]	NA	34.9[7]	NA	NA	--	--	--	--
Tungsten	NA	NA	NA	NA	NA	0.042 J	0.15 J	0.11 J	0.067 J
Vanadium	NA	NA	20	NA	NA	2.1 J	1.5 J	2 J	1.7 J
Zinc	379[7]	382[7]	379[7]	26000	NA	16 J	14 J	11 J	12 J
MISCELLANEOUS PARAMETERS (µg/L)									
Chromium, hexavalent[9]	16	11	11	NA	NA	0.053	0.078	0.065	0.076
MISCELLANEOUS PARAMETERS (mg/L)									
Calcium hardness as $CaCO_3$	NA	NA	NA	NA	NA	180	170	180	170
Total hardness as $CaCO_3$	NA	NA	NA	NA	NA	830	790	830	830
Magnesium hardness as $CaCO_3$	NA	NA	NA	NA	NA	650	620	650	650

Table 4-2

Detected Analytes and Screening Level Exceedances for Surface Water Samples - March 2014
Frog Mortar Creek
Lockheed Martin, Martin State Airport, Middle River, Maryland
Page 6 of 11

Sampe location Sample ID Sample date	National Recommended Ambient Water Quality Criteria[1] Freshwater Acute	 Chronic	Ecological surface water screening levels[2]	Human health - consumption of organism only[1,3]	Site-specific swimming screening levels[4]	MSA-SW41A MSA-SW41A-032714 03/27/14	MSA-SW41B MSA-SW41B-032714 03/27/14	MSA-SW41C MSA-SW41C-032714 03/27/14	MSA-SW41D MSA-SW41D-032714 03/27/14
VOLATILE ORGANIC COMPOUNDS (µg/L)									
Acetone	NA	NA	1500	NA	NA	1.6 J	1.3 J	1.5 J	1.4 J
Benzene	NA	NA	370	51	NA	--	--	--	--
Carbon disulfide	NA	NA	0.92	NA	NA	--	--	--	--
cis-1,2-Dichloroethene	NA	NA	590[5]	NA	300	2.5	--	--	--
Toluene	NA	NA	2	15000	NA	--	--	--	0.19 J
Trichloroethene	NA	NA	21	300[3]	10	3.3	1.3	0.96 J	1.6
Xylenes, *meta- and para-*	NA	NA	NA	NA	NA	--	--	--	--
Xylene, *ortho-*	NA	NA	NA	NA	NA	--	--	--	--
Xylenes, total	NA	NA	13	NA	NA	--	--	--	--
Vinyl chloride	NA	NA	930	24[3]	0.7	--	--	--	--
DISSOLVED METALS (µg/L)									
Antimony	NA	NA	30	640	NA	0.17 J	0.16 J	0.17 J	0.19 J
Arsenic	340	150	NA[6]	1.4[3]	NA	1.5 J	1.4 J	1.7 J	1.6 J
Barium	NA	NA	4	NA	NA	36	34	40	39
Beryllium	NA	NA	0.66	NA	NA	0.054 J	--	--	--
Cadmium	7.46[7]	0.64	7.46[7]	NA	NA	0.35 J	0.31 J	0.3 J	0.33 J
Chromium[8,9]	1773[7]	230.7[7]	1773[7]	NA	NA	0.24 J	0.21 J	0.24 J	0.23 J
Cobalt	NA	NA	23	NA	NA	2.5	0.45 J	0.42 J	0.44 J
Copper	49.6[7]	29.3[7]	49.6[7]	NA	NA	3.2	2.8	4	3.5
Lead	280.8[7]	10.9[7]	280.8[7]	NA	NA	--	--	--	--
Mercury	1.4	0.77	NA[3]	NA	NA	--	--	--	--
Molybdenum	NA	NA	NA[6]	NA	NA	1.4 J	1.3 J	1.5 J	1.4 J
Nickel	1513[7]	168[7]	1513[7]	4600	NA	4.8	1.9 J	2.8	2.5
Selenium	NA	5	NA[6]	4200	NA	0.93 J	0.69 J	0.99 J	1 J
Silver	34.9[7]	NA	34.9[7]	NA	NA	--	--	--	--
Tungsten	NA	NA	NA	NA	NA	0.09 J	0.053 J	0.087 J	0.041 J
Vanadium	NA	NA	20	NA	NA	2 J	1.8 J	2.1 J	2 J
Zinc	379[7]	382[7]	379[7]	26000	NA	14 J	9.3 J	11 J	13 J
MISCELLANEOUS PARAMETERS (µg/L)									
Chromium, hexavalent[9]	16	11	11	NA	NA	0.064	0.062	0.079	0.068
MISCELLANEOUS PARAMETERS (mg/L)									
Calcium hardness as $CaCO_3$	NA	NA	NA	NA	NA	170	160	190	180
Total hardness as $CaCO_3$	NA	NA	NA	NA	NA	790	740	880	840
Magnesium hardness as $CaCO_3$	NA	NA	NA	NA	NA	620	580	690	660

Table 4-2

Detected Analytes and Screening Level Exceedances for Surface Water Samples - March 2014
Frog Mortar Creek
Lockheed Martin, Martin State Airport, Middle River, Maryland
Page 7 of 11

Sampe location Sample ID Sample date	National Recommended Ambient Water Quality Criteria[1] Freshwater Acute	 Chronic	Ecological surface water screening levels[2]	Human health - consumption of organism only[1,3]	Site-specific swimming screening levels[4]	MSA-SW42A MSA-SW42A-032714 03/27/14	MSA-SW42B MSA-SW42B-032714 03/27/14	MSA-SW42C MSA-SW42C-032714 03/27/14	MSA-SW42D MSA-SW42D-032714 03/27/14
VOLATILE ORGANIC COMPOUNDS (µg/L)									
Acetone	NA	NA	1500	NA	NA	1.5 J	1.1 J	1.5 J	1.2 J
Benzene	NA	NA	370	51	NA	--	--	--	--
Carbon disulfide	NA	NA	0.92	NA	NA	--	--	--	--
cis-1,2-Dichloroethene	NA	NA	590[5]	NA	300	7.3	2.9	2.4	--
Toluene	NA	NA	2	15000	NA	--	--	--	--
Trichloroethene	NA	NA	21	300[3]	10	16	6.5	6	1.5
Xylenes, *meta- and para-*	NA	NA	NA	NA	NA	0.4 J	--	--	--
Xylene, *ortho-*	NA	NA	NA	NA	NA	--	--	--	--
Xylenes, total	NA	NA	13	NA	NA	0.4 J	--	--	--
Vinyl chloride	NA	NA	930	24[3]	0.7	1.2	0.51	0.4 J	--
DISSOLVED METALS (µg/L)									
Antimony	NA	NA	30	640	NA	0.81 J	0.72 J	0.34 J	0.27 J
Arsenic	340	150	NA[6]	1.4[3]	NA	1.6 J	1.7 J	1.7 J	1.7 J
Barium	NA	NA	4	NA	NA	41	40	39	38
Beryllium	NA	NA	0.66	NA	NA	0.065 J	0.082 J	0.059 J	0.033 J
Cadmium	7.46[7]	0.64	7.46[7]	NA	NA	0.6 J	0.47 J	0.42 J	0.32 J
Chromium[8,9]	1773[7]	230.7[7]	1773[7]	NA	NA	0.33 J	0.32 J	0.32 J	0.25 J
Cobalt	NA	NA	23	NA	NA	1.4	0.94 J	1	0.48 J
Copper	49.6[7]	29.3[7]	49.6[7]	NA	NA	4.2	3.6	4.1	3.9
Lead	280.8[7]	10.9[7]	280.8[7]	NA	NA	--	--	--	--
Mercury	1.4	0.77	NA[3]	NA	NA	--	--	--	--
Molybdenum	NA	NA	NA[6]	NA	NA	1.8 J	1.8 J	1.4 J	1.4 J
Nickel	1513[7]	168[7]	1513[7]	4600	NA	4.8	2.4	4.7	4.1
Selenium	NA	5	NA[6]	4200	NA	1.3 J	1.5 J	1.3 J	1.1 J
Silver	34.9[7]	NA	34.9[7]	NA	NA	--	--	--	--
Tungsten	NA	NA	NA	NA	NA	0.98 J	1.2 J	0.26 J	0.14 J
Vanadium	NA	NA	20	NA	NA	1.9 J	1.9 J	2.2 J	2.2 J
Zinc	379[7]	382[7]	379[7]	26000	NA	14 J	12 J	12 J	11 J
MISCELLANEOUS PARAMETERS (µg/L)									
Chromium, hexavalent[9]	16	11	11	NA	NA	0.062	0.077	0.077	0.068
MISCELLANEOUS PARAMETERS (mg/L)									
Calcium hardness as $CaCO_3$	NA	NA	NA	NA	NA	180	180	170	170
Total hardness as $CaCO_3$	NA	NA	NA	NA	NA	820	840	800	790
Magnesium hardness as $CaCO_3$	NA	NA	NA	NA	NA	650	650	630	620

Table 4-2

Detected Analytes and Screening Level Exceedances for Surface Water Samples - March 2014
Frog Mortar Creek
Lockheed Martin, Martin State Airport, Middle River, Maryland
Page 8 of 11

Sample location / Sample ID / Sample date	National Recommended Ambient Water Quality Criteria[1] Freshwater Acute	Freshwater Chronic	Ecological surface water screening levels[2]	Human health - consumption of organism only[1,3]	Site-specific swimming screening levels[4]	MSA-SW43A MSA-SW43A-032714 03/27/14	MSA-SW43B MSA-SW43B-032714 03/27/14	MSA-SW43C MSA-SW43C-032714 03/27/14	MSA-SW43D MSA-SW43D-032714 03/27/14
VOLATILE ORGANIC COMPOUNDS (µg/L)									
Acetone	NA	NA	1500	NA	NA	2.3 J	2.3 J	1.7 J	1.3 J
Benzene	NA	NA	370	51	NA	--	--	--	--
Carbon disulfide	NA	NA	0.92	NA	NA	--	--	--	--
cis-1,2-Dichloroethene	NA	NA	590[5]	NA	300	--	--	--	--
Toluene	NA	NA	2	15000	NA	--	--	--	--
Trichloroethene	NA	NA	21	300[3]	10	0.77 J	0.89 J	0.66 J	0.83 J
Xylenes, *meta- and para-*	NA	NA	NA	NA	NA	--	--	--	--
Xylene, *ortho-*	NA	NA	NA	NA	NA	--	--	--	--
Xylenes, total	NA	NA	13	NA	NA	--	--	--	--
Vinyl chloride	NA	NA	930	24[3]	0.7	--	--	--	--
DISSOLVED METALS (µg/L)									
Antimony	NA	NA	30	640	NA	0.23 J	0.21 J	0.19 J	0.35 J
Arsenic	340	150	NA[6]	1.4[3]	NA	1.7 J	1.7 J	1.7 J	1.4 J
Barium	NA	NA	4	NA	NA	38	35	37	35
Beryllium	NA	NA	0.66	NA	NA	0.074 J	--	--	--
Cadmium	7.46[7]	0.64	7.46[7]	NA	NA	0.31 J	0.24 J	0.24 J	0.25 J
Chromium[8,9]	1773[7]	230.7[7]	1773[7]	NA	NA	0.28 J	0.24 J	0.25 J	0.24 J
Cobalt	NA	NA	23	NA	NA	1.8	0.4 J	0.34 J	0.49 J
Copper	49.6[7]	29.3[7]	49.6[7]	NA	NA	3.3	3.1	3.1	3.5
Lead	280.8[7]	10.9[7]	280.8[7]	NA	NA	--	--	--	--
Mercury	1.4	0.77	NA[3]	NA	NA	--	--	--	--
Molybdenum	NA	NA	NA[6]	NA	NA	1.5 J	1.4 J	1.5 J	1.5 J
Nickel	1513[7]	168[7]	1513[7]	4600	NA	3.6	2.5	1.8 J	2.9
Selenium	NA	5	NA[6]	4200	NA	1.3 J	1.1 J	1.2 J	1.1 J
Silver	34.9[7]	NA	34.9[7]	NA	NA	--	--	--	--
Tungsten	NA	NA	NA	NA	NA	0.11 J	0.14 J	0.075 J	0.19 J
Vanadium	NA	NA	20	NA	NA	2.4 J	2.4 J	2.3 J	1.7 J
Zinc	379[7]	382[7]	379[7]	26000	NA	13 J	8.4 J	8.2 J	9.6 J
MISCELLANEOUS PARAMETERS (µg/L)									
Chromium, hexavalent[9]	16	11	11	NA	NA	0.049	0.078	0.082	0.064
MISCELLANEOUS PARAMETERS (mg/L)									
Calcium hardness as $CaCO_3$	NA	NA	NA	NA	NA	180	170	180	170
Total hardness as $CaCO_3$	NA	NA	NA	NA	NA	820	790	850	780
Magnesium hardness as $CaCO_3$	NA	NA	NA	NA	NA	650	620	670	620

Table 4-2

Detected Analytes and Screening Level Exceedances for Surface Water Samples - March 2014
Frog Mortar Creek
Lockheed Martin, Martin State Airport, Middle River, Maryland

Sampe location Sample ID Sample date	National Recommended Ambient Water Quality Criteria[1] Freshwater Acute	 Chronic	Ecological surface water screening levels[2]	Human health - consumption of organism only[1,3]	Site-specific swimming screening levels[4]	MSA-SW44A MSA-SW44A-032714 03/27/14	MSA-SW44B MSA-SW44B-032714 03/27/14	MSA-SW44C MSA-SW44C-032714 03/27/14	MSA-SW44D MSA-SW44D-032714 03/27/14
VOLATILE ORGANIC COMPOUNDS (µg/L)									
Acetone	NA	NA	1500	NA	NA	2 J	1.9 J	1.8 J	1.7 J
Benzene	NA	NA	370	51	NA	--	--	--	--
Carbon disulfide	NA	NA	0.92	NA	NA	--	--	--	--
cis-1,2-Dichloroethene	NA	NA	590[5]	NA	300	--	--	--	--
Toluene	NA	NA	2	15000	NA	--	--	--	--
Trichloroethene	NA	NA	21	300[3]	10	0.46 J	0.48 J	0.52 J	0.7 J
Xylenes, *meta- and para-*	NA	NA	NA	NA	NA	--	--	--	--
Xylene, *ortho-*	NA	NA	NA	NA	NA	--	--	--	--
Xylenes, total	NA	NA	13	NA	NA	--	--	--	--
Vinyl chloride	NA	NA	930	24[3]	0.7	--	--	--	--
DISSOLVED METALS (µg/L)									
Antimony	NA	NA	30	640	NA	0.22 J	0.17 J	0.17 J	0.17 J
Arsenic	340	150	NA[6]	1.4[3]	NA	1.6 J	1.6 J	1.5 J	1.6 J
Barium	NA	NA	4	NA	NA	35	34	33	36
Beryllium	NA	NA	0.66	NA	NA	0.056 J	--	--	--
Cadmium	7.46[7]	0.64	7.46[7]	NA	NA	0.24 J	0.17 J	0.2 J	0.27 J
Chromium[8,9]	1773[7]	230.7[7]	1773[7]	NA	NA	0.27 J	0.3 J	0.26 J	0.24 J
Cobalt	NA	NA	23	NA	NA	1.7	0.29 J	0.28 J	0.37 J
Copper	49.6[7]	29.3[7]	49.6[7]	NA	NA	3.7	3.8	3	3.2
Lead	280.8[7]	10.9[7]	280.8[7]	NA	NA	--	--	--	--
Mercury	1.4	0.77	NA[3]	NA	NA	--	--	--	--
Molybdenum	NA	NA	NA[6]	NA	NA	1.5 J	1.5 J	1.4 J	1.5 J
Nickel	1513[7]	168[7]	1513[7]	4600	NA	5.5	1.6 J	2.2	3.4
Selenium	NA	5	NA[6]	4200	NA	1 J	1.1 J	0.89 J	1.1 J
Silver	34.9[7]	NA	34.9[7]	NA	NA	--	--	--	--
Tungsten	NA	NA	NA	NA	NA	0.15 J	0.096 J	0.078 J	0.076 J
Vanadium	NA	NA	20	NA	NA	2.2 J	2.1 J	2 J	2 J
Zinc	379[7]	382[7]	379[7]	26000	NA	11 J	13 J	7 J	9.2 J
MISCELLANEOUS PARAMETERS (µg/L)									
Chromium, hexavalent[9]	16	11	11	NA	NA	0.058	0.066	0.071	0.08
MISCELLANEOUS PARAMETERS (mg/L)									
Calcium hardness as $CaCO_3$	NA	NA	NA	NA	NA	180	170	170	170
Total hardness as $CaCO_3$	NA	NA	NA	NA	NA	820	820	790	810
Magnesium hardness as $CaCO_3$	NA	NA	NA	NA	NA	640	650	620	640

Table 4-2

Detected Analytes and Screening Level Exceedances for Surface Water Samples - March 2014
Frog Mortar Creek
Lockheed Martin, Martin State Airport, Middle River, Maryland

Sampe location Sample ID Sample date	National Recommended Ambient Water Quality Criteria[1] Freshwater Acute	 Chronic	Ecological surface water screening levels[2]	Human health - consumption of organism only[1,3]	Site-specific swimming screening levels[4]	MSA-SW45A MSA-SW45A-032714 03/27/14	MSA-SW45B MSA-SW45B-032714 03/27/14	MSA-SW45C MSA-SW45C-032714 03/27/14	MSA-SW45D MSA-SW45D-032714 03/27/14
VOLATILE ORGANIC COMPOUNDS (µg/L)									
Acetone	NA	NA	1500	NA	NA	2.1 J	1.4 J	2 J	1.8 J
Benzene	NA	NA	370	51	NA	--	--	--	--
Carbon disulfide	NA	NA	0.92	NA	NA	--	--	--	--
cis-1,2-Dichloroethene	NA	NA	590[5]	NA	300	--	--	--	--
Toluene	NA	NA	2	15000	NA	--	--	--	--
Trichloroethene	NA	NA	21	300[3]	10	0.4 J	0.42 J	0.52 J	0.76 J
Xylenes, *meta- and para-*	NA	NA	NA	NA	NA	--	--	--	--
Xylene, *ortho-*	NA	NA	NA	NA	NA	--	--	--	--
Xylenes, total	NA	NA	13	NA	NA	--	--	--	--
Vinyl chloride	NA	NA	930	24[3]	0.7	--	--	--	--
DISSOLVED METALS (µg/L)									
Antimony	NA	NA	30	640	NA	0.14 J	0.12 J	0.15 J	0.17 J
Arsenic	340	150	NA[6]	1.4[3]	NA	1.6 J	1.5 J	1.6 J	1.5 J
Barium	NA	NA	4	NA	NA	34	35	36	37
Beryllium	NA	NA	0.66	NA	NA	--	--	--	--
Cadmium	7.46[7]	0.64	7.46[7]	NA	NA	0.15 J	0.15 J	0.2 J	0.24 J
Chromium[8,9]	1773[7]	230.7[7]	1773[7]	NA	NA	0.3 J	0.3 J	0.36 J	0.35 J
Cobalt	NA	NA	23	NA	NA	0.91 J	0.26 J	0.46 J	0.36 J
Copper	49.6[7]	29.3[7]	49.6[7]	NA	NA	2.8	2.8	3.5	3.2
Lead	280.8[7]	10.9[7]	280.8[7]	NA	NA	--	--	0.2 J	--
Mercury	1.4	0.77	NA[3]	NA	NA	--	0.12 J	--	--
Molybdenum	NA	NA	NA[6]	NA	NA	1.5 J	1.5 J	1.5 J	1.4 J
Nickel	1513[7]	168[7]	1513[7]	4600	NA	2.7	1.6 J	2.7	2.4
Selenium	NA	5	NA[6]	4200	NA	0.96 J	0.95 J	1.1 J	0.81 J
Silver	34.9[7]	NA	34.9[7]	NA	NA	--	--	--	--
Tungsten	NA	NA	NA	NA	NA	0.081 J	0.08 J	0.071 J	0.066 J
Vanadium	NA	NA	20	NA	NA	2 J	2 J	2.2 J	2.1 J
Zinc	379[7]	382[7]	379[7]	26000	NA	5.9 J	6.7 J	7.9 J	9.1 J
MISCELLANEOUS PARAMETERS (µg/L)									
Chromium, hexavalent[9]	16	11	11	NA	NA	0.061	0.069	0.087	0.059
MISCELLANEOUS PARAMETERS (mg/L)									
Calcium hardness as $CaCO_3$	NA	NA	NA	NA	NA	180	170	170	170
Total hardness as $CaCO_3$	NA	NA	NA	NA	NA	820	820	820	810
Magnesium hardness as $CaCO_3$	NA	NA	NA	NA	NA	640	640	650	630

Table 4-2

Detected Analytes and Screening Level Exceedances for Surface Water Samples - March 2014
Frog Mortar Creek
Lockheed Martin, Martin State Airport, Middle River, Maryland

Gray shading indicates a result that exceeds screening criteria.

1 - National Recommended Water Quality Criteria, http://water.epa.gov/scitech/swguidance/standards/current/index.cfm;
and Maryland Numerical Criteria for Toxic Substances in Surface Waters, Code of Maryland Regulations (COMAR) 26.08.02.03,
http://www.dsd.state.md.us./comar/comarhtml/26/26.08.02.03-2.htm

2 - United State Environmental Protection Agency (USEPA) Region 3 Biological Technical Advisory Group (BTAG) Freshwater Screening Benchmarks

3 - For carcinogens, criterion is for incremental cancer risk of $1x10^{-5}$

4 - Site-specific swimming screening levels were developed for trichloroethene, *cis* -1,2-dichloroethene, and vinyl chloride only.

5 - The BTAG screening benchmark for 1,2-dichloroethene (590 µg/L) is used as a surrogate screenng level for cis-1,2-dichloroethene.

6 - The BTAG screening benchmark is based on total metal concentration for this analyte; therefore, the dissolved metals result is not screened against the BTAG benchmark.

7 - In accordance with USEPA (2002 and 2006), the option to use site-specific hardness was selected to adjust this criterion instead of the standard hardness concentration of 100 mg/L. As recommended by USEPA (2002), a hardness value of 400 mg/L is used for instances when the minimum measured site-specific hardness is greater than 400 mg/L (minimum hardness is 600 mg/L for March 2014 sampling).

8 - Screening criteria for trivalent chromium are used as surrogates for total chromium, because trivalent chromium criteria are lower and therefore more protective of the environment

9 - Hexavalent chomium was analyzed/screened separately from total chromium.

-- not detected

$CaCO_3$ - calcium carbonate

EL - Edwards Lane

J - estimated result

mg/L - milligrams per liter

MSA - Martin State Airport

NA - not analyzed or not available

SW - surface water

µg/L - micrograms per liter



FIGURE 4-1

CONCENTRATIONS OF TRICHLOROETHENE IN SURFACE WATER SAMPLES, MARCH 2014 FROG MORTAR CREEK

LEGEND

- MARCH 2014 SURFACE WATER SAMPLE LOCATION
- GROUNDWATER MONITORING WELL
- ABANDONED WELL
- MARYLAND AIR NATIONAL GUARD BOUNDARY
- OUTLINE OF FORMER COVE
- EXTENT OF UNSATURATED CONTAMINATED SOIL AND LANDFILL MATERIAL
- POND

(0.6) = TRICHLOROETHENE CONCENTRATION
J = ESTIMATED VALUE
- - = NOT DETECTED
CONCENTRATION IN MICROGRAMS PER LITER (UG/L)

SCREENING LEVELS FOR TRICHLOROETHENE
ECOLOGICAL SURFACE WATER: 21 UG/L
HUMAN HEALTH
(CONSUMPTION OF ORGANISM): 300 UG/L
SITE SPECIFIC SWIMMING: 10 UG/L

Frog Mortar Creek
Lockheed Martin, Martin State Airport
Middle River, Maryland

0 75 150 300 Feet

N

DATE MODIFIED: 04/09/14

CREATED BY: JEE

TETRA TECH

Map Document: (P:\Germantown GIS\MartinStateAirport-LMC\MapDocs\MXD\Maps\MSA Surface Water Samples TCE concentration March 2014.mxd)
06/09/14 -- JEE



FIGURE 4-2

CONCENTRATIONS OF CIS-1,2-DICHLOROETHENE IN SURFACE WATER SAMPLES, MARCH 2014 FROG MORTAR CREEK

LEGEND

- MARCH 2014 SURFACE WATER SAMPLE LOCATION
- GROUNDWATER MONITORING WELL
- ABANDONED WELL
- MARYLAND AIR NATIONAL GUARD BOUNDARY
- OUTLINE OF FORMER COVE
- EXTENT OF UNSATURATED CONTAMINATED SOIL AND LANDFILL MATERIAL
- POND

(0.6) = CIS-1,2-DICHLOROETHENE CONCENTRATION
J = ESTIMATED VALUE
- - = NOT DETECTED

CONCENTRATION IN MICROGRAMS PER LITER (UG/L)

SCREENING LEVELS FOR CIS-1,2-DICHLOROETHENE
ECOLOGICAL SURFACE WATER: 590 UG/L
HUMAN HEALTH
(CONSUMPTION OF ORGANISM): NONE
SITE SPECIFIC SWIMMING: 300 UG/L

Frog Mortar Creek
Lockheed Martin, Martin State Airport
Middle River, Maryland

0 75 150 300 Feet

N

DATE MODIFIED: 06/09/14

CREATED BY: JEE

TETRA TECH

Map Document: (P:\Germantown GIS\MartinStateAirport-LMC\MapDocs\MXD\Maps\MSA Surface Water Samples cis12dce concentration March 2014.mxd)
06/09/14 -- JEE



FIGURE 4-3

CONCENTRATIONS OF VINYL CHLORIDE IN SURFACE WATER SAMPLES, MARCH 2014
FROG MORTAR CREEK

LEGEND

- MARCH 2014 SURFACE WATER SAMPLE LOCATION
- GROUNDWATER MONITORING WELL
- ABANDONED WELL
- MARYLAND AIR NATIONAL GUARD BOUNDARY
- OUTLINE OF FORMER COVE
- EXTENT OF UNSATURATED CONTAMINATED SOIL AND LANDFILL MATERIAL
- POND

(0.6) = VINYL CHLORIDE CONCENTRATION
J = ESTIMATED VALUE
- - = NOT DETECTED

CONCENTRATION IN MICROGRAMS PER LITER (UG/L)

SCREENING LEVELS FOR VINYL CHLORIDE
ECOLOGICAL SURFACE WATER: 930 UG/L
HUMAN HEALTH
(CONSUMPTION OF ORGANISM): 24 UG/L
SITE SPECIFIC SWIMMING: 0.7 UG/L

Frog Mortar Creek
Lockheed Martin, Martin State Airport
Middle River, Maryland

0 75 150 300 Feet

N

DATE MODIFIED: 06/09/14

CREATED BY: JEE

TETRA TECH

Map Document: (P:\Germantown GIS\MartinStateAirport-LMC\MapDocs\MXD\Maps\MSA Surface Water Samples VC concentration March 2014.mxd)
06/09/14 -- JEE

Section 5
Summary

Lockheed Martin Corporation's (Lockheed Martin's) March 2014 Frog Mortar Creek surface water investigation results are summarized below:

- Forty surface water samples were collected from Frog Mortar Creek on March 27, 2014 and chemically analyzed to assess concentrations of chemical constituents previously detected in Frog Mortar Creek, and to assess creek surface-water quality near the Dump Road Area (DRA).

- Four samples were collected from each of nine transects (spaced approximately 350 feet apart) along the western shoreline of Frog Mortar Creek. The transects are designated MSA-SW37, MSA-SW38, MSA-SW39, MSA-SW40, MSA-SW41, MSA-SW42, MSA-SW43, MSA-SW44, and MSA-SW45. In addition, four samples were collected on the eastern shoreline of Frog Mortar Creek along a transect extending out from a property (3301 Edwards Lane) across the creek; this transect is designated EL-SW01. Along each transect, one sample was collected near the shoreline ("A" sample), one was collected approximately 50 feet from the shoreline ("B" sample), one was collected approximately 100 feet from the shoreline ("C" sample), and one was collected approximately 200 feet from the shoreline ("D" sample). Each sample was collected approximately one foot below the water surface.

- All western shoreline samples from Frog Mortar Creek were analyzed for volatile organic compounds (VOCs), filtered metals, filtered hexavalent chromium, and hardness. The four surface water samples from the Edwards Lane transect were analyzed for volatile organic compounds only.

- The data were validated in accordance with the *United States Environmental Protection Agency (USEPA) Region III Modifications to the National Functional Guidelines for Data Review* (USEPA, 1993 and 1994) and the specific requirements of the analytical methods used.

- Sampling results were screened against United States Environmental Protection Agency Region 3 Biological Technical Advisory Group (BTAG) ecological freshwater screening-benchmarks; United States Environmental Protection Agency national recommended water quality criteria (NRWQC); Maryland ambient water quality criteria (AWQC); and site-specific surface-water screening levels developed to evaluate risks to recreational swimmers from exposure to three volatile organic compounds: trichloroethene [TCE], *cis*-1,2-dichloroethene [*cis*-1,2-DCE], and vinyl chloride [VC]).

- Volatile organic compounds (primarily trichloroethene, *cis*-1,2-dichloroethene, and vinyl chloride) and metals were detected in the March 2014 surface water samples.

- Trichloroethene and vinyl chloride exceeded their respective site-specific screening levels for swimming at near-shore locations SW37A, SW40A, and SW42A. Only vinyl chloride exceeded its screening level at SW38A.

- Detected concentrations of chlorinated volatile organic compounds were highest at shoreline sampling locations SW42A (trichloroethene and *cis*-1,2-dichloroethene) and SW37A (vinyl chloride); these transects are east of the Dump Road Area monitoring wells that contain some of the highest groundwater concentrations of site-related constituents.

- Trichloroethene concentrations detected in samples from the eastern shoreline transect (SW01) are generally lower than in samples collected from western shoreline transects. March 2014 eastern-shoreline trichloroethene results are very similar to March 2013 results, and are slightly higher than those detected during the previous sampling round (September 2013).

- The maximum trichloroethene concentration of 16 micrograms per liter (µg/L) in March 2014 is higher than the maxima detected in March 2013 (9.8 µg/L) and September 2013 (2.3 µg/L).

- The highest *cis*-1,2-dichlorethene concentrations (7.0–7.3 µg/L) are greater than the previous round in September 2013, with a maximum detected concentration of 0.80 µg/L. March 2013 *cis*-1,2-dichlorethene concentrations are more equitably distributed among transects, whereas March 2014 detected concentrations are limited to northern transect locations.

- In general, vinyl chloride concentrations in March 2014 are similar to those detected in the previous (September 2013) sampling round, albeit shifted to shoreline samples from northern transects. The highest concentrations of VC have historically been detected at location SW38A.

- Arsenic exceeded its lowest screening level in six of 36 samples, and dissolved barium exceeded its screening level in all (36 of 36) samples.

- Dissolved hexavalent chromium was detected in all 36 samples at trace concentrations, ranging from 0.049 µg/L to 0.092 µg/L. These concentrations are well below its lowest screening criterion (11 µg/L).

Section 6
References

1. *Code of Maryland Regulations* (COMAR), 2013. "Numerical Criteria for Toxic Substances in Surface Waters." COMAR Title 26, Subtitle 08, Chapter 02, Regulation 03. http://www.dsd.state.md.us/comar/comarhtml/26/26.08.02.03-2.htm.

2. Tetra Tech (Tetra Tech, Inc.), 2014a. *2014 Surface Water Sampling Work Plan, Martin State Airport, 701 Wilson Point Road, Middle River, Maryland*. Report prepared by Tetra Tech, Inc., Germantown, Maryland for Lockheed Martin Corporation, Bethesda, Maryland. January.

3. Tetra Tech (Tetra Tech, Inc.), 2014b. *2013 Surface Water Sampling Report for Frog Mortar Creek, Martin State Airport, 701 Wilson Point Road, Middle River, Maryland*. Report prepared by Tetra Tech, Inc., Germantown, Maryland for Lockheed Martin Corporation, Bethesda, Maryland. April.

4. USEPA (U.S. Environmental Protection Agency), Region 3, 1993. *Region III Modifications to the Laboratory Data-Validation Functional Guidelines for Evaluating Inorganics Analyses*. April.

5. USEPA (U.S. Environmental Protection Agency), Region 3, 1994. *Region III Modifications to the National Functional Guidelines for Organic Data Review*. September.

6. USEPA (U.S. Environmental Protection Agency), 2002. *National Recommended Water Quality Criteria: 2002*. U.S. Environmental Protection Agency, Office of Water, Office of Science and Technology. November.

7. USEPA (U.S. Environmental Protection Agency) 2006. *Region III Biological Technical Advisory Group Freshwater Screening Benchmarks*. July.

8. USEPA (U.S. Environmental Protection Agency) 2009. *National Recommended Water Quality Criteria*. U.S. Environmental Protection Agency, Office of Water, Office of Science and Technology. http://water.epa.gov/scitech/swguidance/standards/current/index.cfm or http://water.epa.gov/scitech/swguidance/standards/current/upload/nrwqc-2009.p.

This page intentionally left blank.

APPENDIX A—SURFACE WATER SAMPLE LOG SHEETS

Tetra Tech

SURFACE WATER SAMPLE LOG SHEET

Project Site Name: MSA Frog Mortar Creek SW, March Event
Project No.: 112IC06183.07

[] Stream
[] Spring
[] Pond
[] Lake
[X] Other: TIDAL CREEK
[] QA Sample Type:

Sample ID No.: ~~MSA-EL-01A~~ EL-SW-01A
Sample Location: FMC
Sampled By: JAM
C.O.C. No.:

Type of Sample:
[X] Low Concentration
[] High Concentration

SAMPLING DATA:

Date: 3/27/14	Color (Visual)	pH (S.U.)	S.C. (mS/cm)	Temp. (^{o}C)	Turbidity (NTU)	DO (mg/l)	Salinity (ppt)	ORP mV
Time: 1128								
Depth: 1 FOOT	clear	5.5	7.8	5.4	11.2	7.7	4.2	258
Method: BACON BOMB/PERI PUMP								

SAMPLE COLLECTION INFORMATION:

Analysis	Preservative	Container Requirements	Collected
VOCs	HCl	3- 40 mL glass vials	✓
Dissolved Metals	HNO3	1-500 mL plastic (filtered)	
Hex Chrom	None	1-250 mL plastic	

OBSERVATIONS / NOTES:

Water Quality measured with Horiba U-52

MAP:

Circle if Applicable:

MS/MSD | Duplicate ID No.:

Signature(s):

Tetra Tech

SURFACE WATER SAMPLE LOG SHEET

Project Site Name: MSA Frog Mortar Creek SW, March Event
Project No.: 112IC06183.07

Sample ID No.: EL-SW-01B
Sample Location: FMC
Sampled By: JAM
C.O.C. No.:

[] Stream
[] Spring
[] Pond
[] Lake
[X] Other: TIDAL CREEK
[] QA Sample Type:

Type of Sample:
[X] Low Concentration
[] High Concentration

SAMPLING DATA:

Date: 3/27/14	Color	pH	S.C.	Temp.	Turbidity	DO	Salinity	ORP
Time: 1136	(Visual)	(S.U.)	(mS/cm)	(^{o}C)	(NTU)	(mg/l)	(ppt)	mV
Depth: 1 FOOT	clear	6.4	8.1	4.8	8.6	4.8	43	197
Method: BACON BOMB/PERI PUMP								

SAMPLE COLLECTION INFORMATION:

Analysis	Preservative	Container Requirements	Collected
VOCs	HCl	3- 40 mL glass vials	✓
Dissolved Metals	HNO3	1-500 mL plastic (filtered)	
Hex Chrom	None	1-250 mL plastic	

OBSERVATIONS / NOTES:

Water Quality measured with Horiba U-52

MAP:

Circle if Applicable:

MS/MSD | Duplicate ID No.:

Signature(s):

Tetra Tech

SURFACE WATER SAMPLE LOG SHEET

Project Site Name: MSA Frog Mortar Creek SW, March Event
Project No.: 112IC06183.07

[] Stream
[] Spring
[] Pond
[] Lake
[X] Other: TIDAL CREEK
[] QA Sample Type:

Sample ID No.: FL-SW-01C
Sample Location: FMC
Sampled By: JAM
C.O.C. No.:

Type of Sample:
[X] Low Concentration
[] High Concentration

SAMPLING DATA:

Date:	Time:	Depth:	Method:	Color (Visual)	pH (S.U.)	S.C. (mS/cm)	Temp. (°C)	Turbidity (NTU)	DO (mg/l)	Salinity (ppt)	ORP mV
3/27/14	1141	1 FOOT	BACON BOMB/PERI PUMP	clear	6.8	8.2	4.5	9.4	40	4.4	184

SAMPLE COLLECTION INFORMATION:

Analysis	Preservative	Container Requirements	Collected
VOCs	HCl	3- 40 mL glass vials	✓
Dissolved Metals	HNO3	1-500 mL plastic (filtered)	
Hex Chrom	None	1-250 mL plastic	

OBSERVATIONS / NOTES:

Water Quality measured with Horiba U-52

MAP:

Circle if Applicable:
MS/MSD
Duplicate ID No.:

Signature(s):

Tetra Tech

SURFACE WATER SAMPLE LOG SHEET

Project Site Name: MSA Frog Mortar Creek SW, March Event
Project No.: 112IC06183.07

[] Stream
[] Spring
[] Pond
[] Lake
[X] Other: TIDAL CREEK
[] QA Sample Type:

Sample ID No.: EL-SW-01D
Sample Location: FMC
Sampled By: JAM
C.O.C. No.:

Type of Sample:
[X] Low Concentration
[] High Concentration

SAMPLING DATA:

Date: 3/27/14	Color (Visual)	pH (S.U.)	S.C. (mS/cm)	Temp. (^{o}C)	Turbidity (NTU)	DO (mg/l)	Salinity (ppt)	ORP mV
Time: 1145								
Depth: 1 FOOT	clear	7.0	8.2	4.4	10.5	3.7	4.4	181
Method: BACON BOMB/PERI PUMP								

SAMPLE COLLECTION INFORMATION:

Analysis	Preservative	Container Requirements	Collected
VOCs	HCl	3- 40 mL glass vials	✓
Dissolved Metals	HNO3	1-500 mL plastic (filtered)	
Hex Chrom	None	1-250 mL plastic	

OBSERVATIONS / NOTES:

Water Quality measured with Horiba U-52

MAP:

Circle if Applicable:

MS/MSD

Duplicate ID No.:

Signature(s):

Tetra Tech

SURFACE WATER SAMPLE LOG SHEET

Project Site Name: MSA Frog Mortar Creek SW, March Event
Project No.: 112IC06183.07

[] Stream
[] Spring
[] Pond
[] Lake
[X] Other: TIDAL CREEK
[] QA Sample Type:

Sample ID No.: MSA-MW-37A
Sample Location: FMC
Sampled By: JAM
C.O.C. No.:

Type of Sample:
[X] Low Concentration
[] High Concentration

SAMPLING DATA:

Date: 3/27/14	Color (Visual)	pH (S.U.)	S.C. (mS/cm)	Temp. (^{0}C)	Turbidity (NTU)	DO (mg/l)	Salinity (ppt)	ORP mV
Time: 1455								
Depth: 1 FOOT	clear	7.7	8.1	6.2	8.6	4.4	4.4	106
Method: BACON BOMB/PERI PUMP								

SAMPLE COLLECTION INFORMATION:

Analysis	Preservative	Container Requirements	Collected
VOCs	HCl	3- 40 mL glass vials	✓
Dissolved Metals	HNO3	1-500 mL plastic (filtered)	✓
Hex Chrom	None	1-250 mL plastic	✓

OBSERVATIONS / NOTES:

Water Quality measured with Horiba U-52

MAP:

Circle if Applicable:

MS/MSD | Duplicate ID No.:

Signature(s):

Tetra Tech

SURFACE WATER SAMPLE LOG SHEET

Project Site Name: MSA Frog Mortar Creek SW, March Event
Project No.: 112IC06183.07

[] Stream
[] Spring
[] Pond
[] Lake
[X] Other: TIDAL CREEK
[] QA Sample Type:

Sample ID No.: MSA-SW-37B
Sample Location: FMC
Sampled By: JAM
C.O.C. No.:

Type of Sample:
[X] Low Concentration
[] High Concentration

SAMPLING DATA:

Date: 3/27/14	Color	pH	S.C.	Temp.	Turbidity	DO	Salinity	ORP
Time: 1500	(Visual)	(S.U.)	(mS/cm)	(°C)	(NTU)	(mg/l)	(ppt)	mV
Depth: 1 FOOT	clear	7.7	82	5.5	9.3	4.9	4.4	107
Method: BACON BOMB/PERI PUMP								

SAMPLE COLLECTION INFORMATION:

Analysis	Preservative	Container Requirements	Collected
VOCs	HCl	3- 40 mL glass vials	
Dissolved Metals	HNO3	1-500 mL plastic (filtered)	
Hex Chrom	None	1-250 mL plastic	

OBSERVATIONS / NOTES:

Water Quality measured with Horiba U-52

MAP:

Circle if Applicable:

MS/MSD | Duplicate ID No.:

Signature(s):

Tetra Tech

SURFACE WATER SAMPLE LOG SHEET

Project Site Name: MSA Frog Mortar Creek SW, March Event
Project No.: 112IC06183.07

[] Stream
[] Spring
[] Pond
[] Lake
[X] Other: TIDAL CREEK
[] QA Sample Type:

Sample ID No.: MSA-MW-37C
Sample Location: FMC
Sampled By: JAM
C.O.C. No.:

Type of Sample:
[X] Low Concentration
[] High Concentration

SAMPLING DATA:

Date: 3/27/14	Color	pH	S.C.	Temp.	Turbidity	DO	Salinity	ORP
Time: 1505	(Visual)	(S.U.)	(mS/cm)	(°C)	(NTU)	(mg/l)	(ppt)	mV
Depth: 1 FOOT	clear							
Method: BACON BOMB/PERI PUMP		7.7	8.2	5.2	9.2	4.4	4.4	107

SAMPLE COLLECTION INFORMATION:

Analysis	Preservative	Container Requirements	Collected
VOCs	HCl	3- 40 mL glass vials	✓
Dissolved Metals	HNO3	1-500 mL plastic (filtered)	✓
Hex Chrom	None	1-250 mL plastic	✓

OBSERVATIONS / NOTES:

Water Quality measured with Horiba U-52

MAP:

Circle if Applicable:

MS/MSD | Duplicate ID No.:

Signature(s):

Tetra Tech

SURFACE WATER SAMPLE LOG SHEET

Project Site Name: MSA Frog Mortar Creek SW, March Event
Project No.: 112IC06183.07

[] Stream
[] Spring
[] Pond
[] Lake
[X] Other: TIDAL CREEK
[] QA Sample Type:

Sample ID No.: MSA-SW-370
Sample Location: FMC
Sampled By: JAM
C.O.C. No.:

Type of Sample:
[X] Low Concentration
[] High Concentration

SAMPLING DATA:

Date:	3/27/14	Color	pH	S.C.	Temp.	Turbidity	DO	Salinity	ORP
Time:	1509	(Visual)	(S.U.)	(mS/cm)	(°C)	(NTU)	(mg/l)	(ppt)	mV
Depth:	1 FOOT	clear	7.7	8.2	5.5	9.8	3.9	4.4	107
Method:	BACON BOMB/PERI PUMP								

SAMPLE COLLECTION INFORMATION:

Analysis	Preservative	Container Requirements	Collected
VOCs	HCl	3- 40 mL glass vials	✓
Dissolved Metals	HNO3	1-500 mL plastic (filtered)	✓
Hex Chrom	None	1-250 mL plastic	✓

OBSERVATIONS / NOTES:

Water Quality measured with Horiba U-52

MAP:

Circle if Applicable:

MS/MSD | Duplicate ID No.:

Signature(s):

Tetra Tech

SURFACE WATER SAMPLE LOG SHEET

Project Site Name: MSA Frog Mortar Creek SW, March Event
Project No.: 112IC06183.07

[] Stream
[] Spring
[] Pond
[] Lake
[X] Other: TIDAL CREEK
[] QA Sample Type:

Sample ID No.: MSA-SW-38A
Sample Location: FMC
Sampled By: JAM
C.O.C. No.:

Type of Sample:
[X] Low Concentration
[] High Concentration

SAMPLING DATA:

Date:	Time:	Depth:	Method:	Color (Visual)	pH (S.U.)	S.C. (mS/cm)	Temp. (°C)	Turbidity (NTU)	DO (mg/l)	Salinity (ppt)	ORP mV
3/27/14	1358	1 FOOT	BACON BOMB/PERI PUMP	clear	7.7	8.0	6.2	11.1	4.2	4.3	102

SAMPLE COLLECTION INFORMATION:

Analysis	Preservative	Container Requirements	Collected
VOCs	HCl	3- 40 mL glass vials	✓
Dissolved Metals	HNO3	1-500 mL plastic (filtered)	✓
Hex Chrom	None	1-250 mL plastic	✓

OBSERVATIONS / NOTES:

Water Quality measured with Horiba U-52

MAP:

Circle if Applicable:

MS/MSD | Duplicate ID No.:

Signature(s):

Tetra Tech

SURFACE WATER SAMPLE LOG SHEET

Project Site Name: MSA Frog Mortar Creek SW, March Event
Project No.: 112IC06183.07

Sample ID No.: MSA-SW-38B
Sample Location: FMC
Sampled By: JAM
C.O.C. No.:

[] Stream
[] Spring
[] Pond
[] Lake
[X] Other: TIDAL CREEK
[] QA Sample Type:

Type of Sample:
[X] Low Concentration
[] High Concentration

SAMPLING DATA:

Date: 3/27/14	Color (Visual)	pH (S.U.)	S.C. (mS/cm)	Temp. (°C)	Turbidity (NTU)	DO (mg/l)	Salinity (ppt)	ORP mV
Time: 1405								
Depth: 1 FOOT	clear	7.6	8.1	5.3	~~47~~ 8.5	4.8	4.4	92
Method: BACON BOMB/PERI PUMP								

SAMPLE COLLECTION INFORMATION:

Analysis	Preservative	Container Requirements	Collected
VOCs	HCl	3- 40 mL glass vials	✓
Dissolved Metals	HNO3	1-500 mL plastic (filtered)	✓
Hex Chrom	None	1-250 mL plastic	✓

OBSERVATIONS / NOTES:

Water Quality measured with Horiba U-52

MAP:

Circle if Applicable:

MS/MSD | Duplicate ID No.:

Signature(s):

Tetra Tech

SURFACE WATER SAMPLE LOG SHEET

Project Site Name: MSA Frog Mortar Creek SW, March Event
Project No.: 112IC06183.07

[] Stream
[] Spring
[] Pond
[] Lake
[X] Other: TIDAL CREEK
[] QA Sample Type:

Sample ID No.: MSA-SW-38C
Sample Location: FMC
Sampled By: JAM
C.O.C. No.:

Type of Sample:
[X] Low Concentration
[] High Concentration

SAMPLING DATA:

Date: 3/27/14	Color (Visual)	pH (S.U.)	S.C. (mS/cm)	Temp. (°C)	Turbidity (NTU)	DO (mg/l)	Salinity (ppt)	ORP mV
Time: 1408								
Depth: 1 FOOT	clear	7.7	8.2	4.8	9.4	5.0	4.4	95
Method: BACON BOMB/PERI PUMP								

SAMPLE COLLECTION INFORMATION:

Analysis	Preservative	Container Requirements	Collected
VOCs	HCl	3- 40 mL glass vials	✓
Dissolved Metals	HNO3	1-500 mL plastic (filtered)	✓
Hex Chrom	None	1-250 mL plastic	✓

OBSERVATIONS / NOTES:

Water Quality measured with Horiba U-52

MAP:

Circle if Applicable:

MS/MSD | Duplicate ID No.:

Signature(s):

Tetra Tech

SURFACE WATER SAMPLE LOG SHEET

Project Site Name: MSA Frog Mortar Creek SW, March Event
Project No.: 112IC06183.07

Sample ID No.: MSA-SW-380
Sample Location: FMC
Sampled By: JAM
C.O.C. No.:

[] Stream
[] Spring
[] Pond
[] Lake
[X] Other: TIDAL CREEK
[] QA Sample Type:

Type of Sample:
[X] Low Concentration
[] High Concentration

SAMPLING DATA:

Date: 3/27/14	Color (Visual)	pH (S.U.)	S.C. (mS/cm)	Temp. (°C)	Turbidity (NTU)	DO (mg/l)	Salinity (ppt)	ORP mV
Time: 1413								
Depth: 1 FOOT	clear	7.7	8.2	47	9.7	3.7	4.4	100
Method: BACON BOMB/PERI PUMP								

SAMPLE COLLECTION INFORMATION:

Analysis	Preservative	Container Requirements	Collected
VOCs	HCl	3- 40 mL glass vials	✓
Dissolved Metals	HNO3	1-500 mL plastic (filtered)	✓
Hex Chrom	None	1-250 mL plastic	✓

OBSERVATIONS / NOTES:

Water Quality measured with Horiba U-52

MAP:

Circle if Applicable:

MS/MSD | Duplicate ID No.:

Signature(s):

Tetra Tech

SURFACE WATER SAMPLE LOG SHEET

Project Site Name: MSA Frog Mortar Creek SW, March Event
Project No.: 112IC06183.07

[] Stream
[] Spring
[] Pond
[] Lake
[X] Other: TIDAL CREEK
[] QA Sample Type:

Sample ID No.: MSA-SW-39A
Sample Location: FMC
Sampled By: JAM
C.O.C. No.:

Type of Sample:
[X] Low Concentration
[] High Concentration

SAMPLING DATA:

Date:	Time:	Depth:	Method:	Color (Visual)	pH (S.U.)	S.C. (mS/cm)	Temp. (^{0}C)	Turbidity (NTU)	DO (mg/l)	Salinity (ppt)	ORP mV
3/27/14	1155	1 FOOT	BACON BOMB/PERI PUMP	clear	7.1	8.1	5.3	10.8	5.0	4.3	124

SAMPLE COLLECTION INFORMATION:

Analysis	Preservative	Container Requirements	Collected
VOCs	HCl	3- 40 mL glass vials	✓
Dissolved Metals	HNO3	1-500 mL plastic (filtered)	✓
Hex Chrom	None	1-250 mL plastic	✓

OBSERVATIONS / NOTES:

Water Quality measured with Horiba U-52

MAP:

Circle if Applicable:

MS/MSD | Duplicate ID No.:

Signature(s):

Tetra Tech

SURFACE WATER SAMPLE LOG SHEET

Project Site Name: MSA Frog Mortar Creek SW, March Event
Project No.: 112IC06183.07

[] Stream
[] Spring
[] Pond
[] Lake
[X] Other: TIDAL CREEK
[] QA Sample Type:

Sample ID No.: MSA-SW-39B
Sample Location: FMC
Sampled By: JAM
C.O.C. No.:

Type of Sample:
[X] Low Concentration
[] High Concentration

SAMPLING DATA:

Date: 3/27/14	Color (Visual)	pH (S.U.)	S.C. (mS/cm)	Temp. (°C)	Turbidity (NTU)	DO (mg/l)	Salinity (ppt)	ORP mV
Time: 1705								
Depth: 1 FOOT	clear	7.4	8.1	4.7	9.8	4.8	4.3	111
Method: BACON BOMB/PERI PUMP								

SAMPLE COLLECTION INFORMATION:

Analysis	Preservative	Container Requirements	Collected
VOCs	HCl	3- 40 mL glass vials	✓
Dissolved Metals	HNO3	1-500 mL plastic (filtered)	✓
Hex Chrom	None	1-250 mL plastic	✓

OBSERVATIONS / NOTES:

Water Quality measured with Horiba U-52

MAP:

Circle if Applicable:

MS/MSD | Duplicate ID No.:

Signature(s):

Tetra Tech

SURFACE WATER SAMPLE LOG SHEET

Project Site Name: MSA Frog Mortar Creek SW, March Event
Project No.: 112IC06183.07

Sample ID No.: MSA-SW-39C
Sample Location: FMC
Sampled By: JAM
C.O.C. No.:

[] Stream
[] Spring
[] Pond
[] Lake
[X] Other: TIDAL CREEK
[] QA Sample Type:

Type of Sample:
[X] Low Concentration
[] High Concentration

SAMPLING DATA:

Date: 3/27/14	Color (Visual)	pH (S.U.)	S.C. (mS/cm)	Temp. (°C)	Turbidity (NTU)	DO (mg/l)	Salinity (ppt)	ORP mV
Time: 1210								
Depth: 1 FOOT	clear	7.6	8.1	9.4	10.0	3.7	43	111
Method: BACON BOMB/PERI PUMP								

SAMPLE COLLECTION INFORMATION:

Analysis	Preservative	Container Requirements	Collected
VOCs	HCl	3- 40 mL glass vials	✓
Dissolved Metals	HNO3	1-500 mL plastic (filtered)	✓
Hex Chrom	None	1-250 mL plastic	✓

OBSERVATIONS / NOTES:

Water Quality measured with Horiba U-52

MAP:

Circle if Applicable:
MS/MSD
Duplicate ID No.:

Signature(s):

Tetra Tech

SURFACE WATER SAMPLE LOG SHEET

Project Site Name: MSA Frog Mortar Creek SW, March Event
Project No.: 112IC06183.07

[] Stream
[] Spring
[] Pond
[] Lake
[X] Other: TIDAL CREEK
[] QA Sample Type:

Sample ID No.: MSA-SW-39D
Sample Location: FMC
Sampled By: JAM
C.O.C. No.:

Type of Sample:
[X] Low Concentration
[] High Concentration

SAMPLING DATA:

Date: 3/27/14	Color	pH	S.C.	Temp.	Turbidity	DO	Salinity	ORP
Time: 1219	(Visual)	(S.U.)	(mS/cm)	(^{0}C)	(NTU)	(mg/l)	(ppt)	mV
Depth: 1 FOOT	clear							
Method: BACON BOMB/PERI PUMP		7.7	8.2	4.4	10.4	2.7	4.3	114

SAMPLE COLLECTION INFORMATION:

Analysis	Preservative	Container Requirements	Collected
VOCs	HCl	3- 40 mL glass vials	✓
Dissolved Metals	HNO3	1-500 mL plastic (filtered)	✓
Hex Chrom	None	1-250 mL plastic	✓

OBSERVATIONS / NOTES:

Water Quality measured with Horiba U-52

MAP:

Circle if Applicable:

MS/MSD | Duplicate ID No.:

Signature(s):

Tetra Tech

SURFACE WATER SAMPLE LOG SHEET

Project Site Name: MSA Frog Mortar Creek SW, March Event
Project No.: 112IC06183.07

Sample ID No.: MSA-SW-40A
Sample Location: FMC
Sampled By: JAM
C.O.C. No.:

[] Stream
[] Spring
[] Pond
[] Lake
[X] Other: TIDAL CREEK
[] QA Sample Type:

Type of Sample:
[X] Low Concentration
[] High Concentration

SAMPLING DATA:

Date: 3/27/14	Color (Visual)	pH (S.U.)	S.C. (mS/cm)	Temp. (°C)	Turbidity (NTU)	DO (mg/l)	Salinity (ppt)	ORP mV
Time: 1418								
Depth: 1 FOOT	clear	7.0	6.1	6.4	38.1	4.5	6.1	103
Method: BACON BOMB/PERI PUMP								

SAMPLE COLLECTION INFORMATION:

Analysis	Preservative	Container Requirements	Collected
VOCs	HCl	3- 40 mL glass vials	✓
Dissolved Metals	HNO3	1-500 mL plastic (filtered)	✓
Hex Chrom	None	1-250 mL plastic	✓

OBSERVATIONS / NOTES:

Water Quality measured with Horiba U-52

MAP:

Circle if Applicable:

MS/MSD

Duplicate ID No.:

Signature(s):

Tetra Tech

SURFACE WATER SAMPLE LOG SHEET

Project Site Name: MSA Frog Mortar Creek SW, March Event
Project No.: 112IC06183.07

[] Stream
[] Spring
[] Pond
[] Lake
[X] Other: TIDAL CREEK
[] QA Sample Type:

Sample ID No.: MSA-SW-40B
Sample Location: FMC
Sampled By: JAM
C.O.C. No.:

Type of Sample:
[X] Low Concentration
[] High Concentration

SAMPLING DATA:

Date: 3/27/14	Color (Visual)	pH (S.U.)	S.C. (mS/cm)	Temp. (°C)	Turbidity (NTU)	DO (mg/l)	Salinity (ppt)	ORP mV
Time: 1422								
Depth: 1 FOOT	clear	7.7	8.1	6.2	9.6	4.8	4.3	98
Method: BACON BOMB/PERI PUMP								

SAMPLE COLLECTION INFORMATION:

Analysis	Preservative	Container Requirements	Collected
VOCs	HCl	3- 40 mL glass vials	✓
Dissolved Metals	HNO3	1-500 mL plastic (filtered)	✓
Hex Chrom	None	1-250 mL plastic	✓

OBSERVATIONS / NOTES:

Water Quality measured with Horiba U-52

MAP:

Circle if Applicable:

MS/MSD | Duplicate ID No.:

Signature(s):

Tetra Tech

SURFACE WATER SAMPLE LOG SHEET

Project Site Name: MSA Frog Mortar Creek SW, March Event
Project No.: 112IC06183.07

Sample ID No.: MSA-SW-401
Sample Location: FMC
Sampled By: JAM
C.O.C. No.:

[] Stream
[] Spring
[] Pond
[] Lake
[X] Other: TIDAL CREEK
[] QA Sample Type:

Type of Sample:
[X] Low Concentration
[] High Concentration

SAMPLING DATA:

Date: 3/27/14	Color (Visual)	pH (S.U.)	S.C. (mS/cm)	Temp. (^{o}C)	Turbidity (NTU)	DO (mg/l)	Salinity (ppt)	ORP mV
Time: 1427								
Depth: 1 FOOT	clear	7.6	8.2	5.5	8.5	4.3	4.4	100
Method: BACON BOMB/PERI PUMP								

SAMPLE COLLECTION INFORMATION:

Analysis	Preservative	Container Requirements	Collected
VOCs	HCl	3- 40 mL glass vials	✓
Dissolved Metals	HNO3	1-500 mL plastic (filtered)	✓
Hex Chrom	None	1-250 mL plastic	✓

OBSERVATIONS / NOTES:

Water Quality measured with Horiba U-52

MAP:

Circle if Applicable:

MS/MSD | Duplicate ID No.:

Signature(s):

Tetra Tech

SURFACE WATER SAMPLE LOG SHEET

Project Site Name: MSA Frog Mortar Creek SW, March Event
Project No.: 112IC06183.07

[] Stream
[] Spring
[] Pond
[] Lake
[X] Other: TIDAL CREEK
[] QA Sample Type:

Sample ID No.: MSA-SW-40D
Sample Location: FMC
Sampled By: JAM
C.O.C. No.:

Type of Sample:
[X] Low Concentration
[] High Concentration

SAMPLING DATA:

Date: 3/27/14	Color (Visual)	pH (S.U.)	S.C. (mS/cm)	Temp. (°C)	Turbidity (NTU)	DO (mg/l)	Salinity (ppt)	ORP mV
Time: 1432								
Depth: 1 FOOT	clear							
Method: BACON BOMB/PERI PUMP		7.7	8.2	14.8	102	3.7	4.4	101

SAMPLE COLLECTION INFORMATION:

Analysis	Preservative	Container Requirements	Collected
VOCs	HCl	3- 40 mL glass vials	✓
Dissolved Metals	HNO3	1-500 mL plastic (filtered)	—
Hex Chrom	None	1-250 mL plastic	✓

OBSERVATIONS / NOTES:

Water Quality measured with Horiba U-52

MAP:

Circle if Applicable:

MS/MSD | Duplicate ID No.:

Signature(s):

Tetra Tech

SURFACE WATER SAMPLE LOG SHEET

Project Site Name: MSA Frog Mortar Creek SW, March Event
Project No.: 112IC06183.07

[] Stream
[] Spring
[] Pond
[] Lake
[X] Other: TIDAL CREEK
[] QA Sample Type:

Sample ID No.: MSA-SW-41A
Sample Location: FMC
Sampled By: JAM
C.O.C. No.:

Type of Sample:
[X] Low Concentration
[] High Concentration

SAMPLING DATA:

Date:	3/27/14	Color	pH	S.C.	Temp.	Turbidity	DO	Salinity	ORP
Time:	1337	(Visual)	(S.U.)	(mS/cm)	(°C)	(NTU)	(mg/l)	(ppt)	mV
Depth:	1 FOOT	clear	7.7	8.1	6.3	11.9	5.1	4.3	97
Method:	BACON BOMB/PERI PUMP								

SAMPLE COLLECTION INFORMATION:

Analysis	Preservative	Container Requirements	Collected
VOCs	HCl	3- 40 mL glass vials	✓
Dissolved Metals	HNO3	1-500 mL plastic (filtered)	✓
Hex Chrom	None	1-250 mL plastic	✓

OBSERVATIONS / NOTES:

Water Quality measured with Horiba U-52

MAP:

Circle if Applicable:

MS/MSD | Duplicate ID No.:

Signature(s):

Tetra Tech

SURFACE WATER SAMPLE LOG SHEET

Project Site Name: MSA Frog Mortar Creek SW, March Event
Project No.: 112IC06183.07

[] Stream
[] Spring
[] Pond
[] Lake
[X] Other: TIDAL CREEK
[] QA Sample Type:

Sample ID No.: MSA-SW-41B
Sample Location: FMC
Sampled By: JAM
C.O.C. No.:

Type of Sample:
[X] Low Concentration
[] High Concentration

SAMPLING DATA:

Date: 3/27/14	Color	pH	S.C.	Temp.	Turbidity	DO	Salinity	ORP
Time: 1341	(Visual)	(S.U.)	(mS/cm)	(°C)	(NTU)	(mg/l)	(ppt)	mV
Depth: 1 FOOT	clear	7.7	8.2	4.9	9.2	4.6	4.3	94
Method: BACON BOMB/PERI PUMP								

SAMPLE COLLECTION INFORMATION:

Analysis	Preservative	Container Requirements	Collected
VOCs	HCl	3- 40 mL glass vials	✓
Dissolved Metals	HNO3	1-500 mL plastic (filtered)	✓
Hex Chrom	None	1-250 mL plastic	✓

OBSERVATIONS / NOTES:

Water Quality measured with Horiba U-52

MAP:

Circle if Applicable:

MS/MSD | Duplicate ID No.:

Signature(s):

Tetra Tech

SURFACE WATER SAMPLE LOG SHEET

Project Site Name: MSA Frog Mortar Creek SW, March Event
Project No.: 112IC06183.07

[] Stream
[] Spring
[] Pond
[] Lake
[X] Other: TIDAL CREEK
[] QA Sample Type:

Sample ID No.: MSA-SW-41C
Sample Location: FMC
Sampled By: JAM
C.O.C. No.:

Type of Sample:
[X] Low Concentration
[] High Concentration

SAMPLING DATA:

Date:	3/27/14	Color	pH	S.C.	Temp.	Turbidity	DO	Salinity	ORP
Time:	1346	(Visual)	(S.U.)	(mS/cm)	(°C)	(NTU)	(mg/l)	(ppt)	mV
Depth:	1 FOOT	clear	7.8	8.2	4.7	10.7	4.1	4.4	95
Method:	BACON BOMB/PERI PUMP								

SAMPLE COLLECTION INFORMATION:

Analysis	Preservative	Container Requirements	Collected
VOCs	HCl	3- 40 mL glass vials	✓
Dissolved Metals	HNO3	1-500 mL plastic (filtered)	✓
Hex Chrom	None	1-250 mL plastic	✓

OBSERVATIONS / NOTES:

Water Quality measured with Horiba U-52

MAP:

Circle if Applicable:

MS/MSD | Duplicate ID No.:

Signature(s):

Tetra Tech

SURFACE WATER SAMPLE LOG SHEET

Project Site Name: MSA Frog Mortar Creek SW, March Event
Project No.: 112IC06183.07

Sample ID No.: MSA-SW-910
Sample Location: FMC
Sampled By: JAM
C.O.C. No.:

[] Stream
[] Spring
[] Pond
[] Lake
[X] Other: TIDAL CREEK
[] QA Sample Type:

Type of Sample:
[X] Low Concentration
[] High Concentration

SAMPLING DATA:

Date: 3/27/14	Color (Visual)	pH (S.U.)	S.C. (mS/cm)	Temp. (°C)	Turbidity (NTU)	DO (mg/l)	Salinity (ppt)	ORP mV
Time: 1351								
Depth: 1 FOOT	clear	7.8	8.2	4.6	10.9	3.9	4.4	98
Method: BACON BOMB/PERI PUMP								

SAMPLE COLLECTION INFORMATION:

Analysis	Preservative	Container Requirements	Collected
VOCs	HCl	3- 40 mL glass vials	✓
Dissolved Metals	HNO3	1-500 mL plastic (filtered)	✓
Hex Chrom	None	1-250 mL plastic	✓

OBSERVATIONS / NOTES:

Water Quality measured with Horiba U-52

MAP:

Circle if Applicable:

MS/MSD | Duplicate ID No.:

Signature(s):

Tetra Tech

SURFACE WATER SAMPLE LOG SHEET

Project Site Name: MSA Frog Mortar Creek SW, March Event
Project No.: 112IC06183.07

[] Stream
[] Spring
[] Pond
[] Lake
[X] Other: TIDAL CREEK
[] QA Sample Type:

Sample ID No.: MSA-SW-[redacted]42A
Sample Location: FMC
Sampled By: JAM
C.O.C. No.:

Type of Sample:
[X] Low Concentration
[] High Concentration

SAMPLING DATA:

Date: 3/27/14	Color	pH	S.C.	Temp.	Turbidity	DO	Salinity	ORP
Time: 1437	(Visual)	(S.U.)	(mS/cm)	(^{0}C)	(NTU)	(mg/l)	(ppt)	mV
Depth: 1 FOOT	clear	7.7	8.1	6.3	14.9	4.7	4.4	103
Method: BACON BOMB/PERI PUMP								

SAMPLE COLLECTION INFORMATION:

Analysis	Preservative	Container Requirements	Collected
VOCs	HCl	3- 40 mL glass vials	✓
Dissolved Metals	HNO3	1-500 mL plastic (filtered)	✓
Hex Chrom	None	1-250 mL plastic	✓

OBSERVATIONS / NOTES:

Water Quality measured with Horiba U-52

MAP:

Circle if Applicable:
MS/MSD
Duplicate ID No.:

Signature(s):

Tetra Tech

SURFACE WATER SAMPLE LOG SHEET

Project Site Name: MSA Frog Mortar Creek SW, March Event
Project No.: 112IC06183.07

[] Stream
[] Spring
[] Pond
[] Lake
[X] Other: TIDAL CREEK
[] QA Sample Type:

Sample ID No.: MSA-SW-42B
Sample Location: FMC
Sampled By: JAM
C.O.C. No.:

Type of Sample:
[X] Low Concentration
[] High Concentration

SAMPLING DATA:

Date: 3/27/14	Color	pH	S.C.	Temp.	Turbidity	DO	Salinity	ORP
Time: 1441	(Visual)	(S.U.)	(mS/cm)	(°C)	(NTU)	(mg/l)	(ppt)	mV
Depth: 1 FOOT	clear	7.6	8.2	5.4	7.9	5.1	4.4	102
Method: BACON BOMB/PERI PUMP								

SAMPLE COLLECTION INFORMATION:

Analysis	Preservative	Container Requirements	Collected
VOCs	HCl	3- 40 mL glass vials	✓
Dissolved Metals	HNO3	1-500 mL plastic (filtered)	✓
Hex Chrom	None	1-250 mL plastic	✓

OBSERVATIONS / NOTES:

Water Quality measured with Horiba U-52

MAP:

Circle if Applicable:

MS/MSD | Duplicate ID No.:

Signature(s):

Tetra Tech

SURFACE WATER SAMPLE LOG SHEET

Project Site Name: MSA Frog Mortar Creek SW, March Event
Project No.: 112IC06183.07

Sample ID No.: MSA-SW-42C
Sample Location: FMC
Sampled By: JAM
C.O.C. No.:

[] Stream
[] Spring
[] Pond
[] Lake
[X] Other: TIDAL CREEK
[] QA Sample Type:

Type of Sample:
[X] Low Concentration
[] High Concentration

SAMPLING DATA:

Date: 3/27/14	Color (Visual)	pH (S.U.)	S.C. (mS/cm)	Temp. (°C)	Turbidity (NTU)	DO (mg/l)	Salinity (ppt)	ORP mV
Time: 1446								
Depth: 1 FOOT	clear	7.7	8.2	5.5	8.0	4.4	4.4	104
Method: BACON BOMB/PERI PUMP								

SAMPLE COLLECTION INFORMATION:

Analysis	Preservative	Container Requirements	Collected
VOCs	HCl	3- 40 mL glass vials	✓
Dissolved Metals	HNO3	1-500 mL plastic (filtered)	✓
Hex Chrom	None	1-250 mL plastic	✓

OBSERVATIONS / NOTES:

Water Quality measured with Horiba U-52

MAP:

Circle if Applicable:

MS/MSD	Duplicate ID No.:

Signature(s):

Tetra Tech

SURFACE WATER SAMPLE LOG SHEET

Project Site Name: MSA Frog Mortar Creek SW, March Event
Project No.: 112IC06183.07

[] Stream
[] Spring
[] Pond
[] Lake
[X] Other: TIDAL CREEK
[] QA Sample Type:

Sample ID No.: MSA-SW-420
Sample Location: FMC
Sampled By: JAM
C.O.C. No.:

Type of Sample:
[X] Low Concentration
[] High Concentration

SAMPLING DATA:

Date: 3/27/14	Color	pH	S.C.	Temp.	Turbidity	DO	Salinity	ORP
Time: 1450	(Visual)	(S.U.)	(mS/cm)	(°C)	(NTU)	(mg/l)	(ppt)	mV
Depth: 1 FOOT	clear	7.7	8.2	5.1	10.1	4.3	4.4	107
Method: BACON BOMB/PERI PUMP								

SAMPLE COLLECTION INFORMATION:

Analysis	Preservative	Container Requirements	Collected
VOCs	HCl	3- 40 mL glass vials	✓
Dissolved Metals	HNO3	1-500 mL plastic (filtered)	✓
Hex Chrom	None	1-250 mL plastic	✓

OBSERVATIONS / NOTES:

Water Quality measured with Horiba U-52

MAP:

Circle if Applicable:

MS/MSD | Duplicate ID No.:

Signature(s):

Tetra Tech

SURFACE WATER SAMPLE LOG SHEET

Project Site Name: MSA Frog Mortar Creek SW, March Event
Project No.: 112IC06183.07

[] Stream
[] Spring
[] Pond
[] Lake
[X] Other: TIDAL CREEK
[] QA Sample Type:

Sample ID No.: MSA-SW-43A
Sample Location: FMC
Sampled By: JAM
C.O.C. No.:

Type of Sample:
[X] Low Concentration
[] High Concentration

SAMPLING DATA:

Date:	Time:	Depth:	Method:	Color (Visual)	pH (S.U.)	S.C. (mS/cm)	Temp. (°C)	Turbidity (NTU)	DO (mg/l)	Salinity (ppt)	ORP mV
3/27/14	1313	1 FOOT	BACON BOMB/PERI PUMP	clear	7.8	8.1	5.8	11.2	9.1	9.3	111

SAMPLE COLLECTION INFORMATION:

Analysis	Preservative	Container Requirements	Collected
VOCs	HCl	3- 40 mL glass vials	✓
Dissolved Metals	HNO3	1-500 mL plastic (filtered)	✓
Hex Chrom	None	1-250 mL plastic	✓

OBSERVATIONS / NOTES:

Water Quality measured with Horiba U-52

MAP:

Circle if Applicable:

MS/MSD | Duplicate ID No.:

Signature(s):

Tetra Tech

SURFACE WATER SAMPLE LOG SHEET

Project Site Name: MSA Frog Mortar Creek SW, March Event
Project No.: 112IC06183.07

Sample ID No.: MSA-SW-93B
Sample Location: FMC
Sampled By: JAM
C.O.C. No.:

[] Stream
[] Spring
[] Pond
[] Lake
[X] Other: TIDAL CREEK
[] QA Sample Type:

Type of Sample:
[X] Low Concentration
[] High Concentration

SAMPLING DATA:

Date: 3/27/14	Color (Visual)	pH (S.U.)	S.C. (mS/cm)	Temp. (°C)	Turbidity (NTU)	DO (mg/l)	Salinity (ppt)	ORP mV
Time: 1318								
Depth: 1 FOOT	clear	7.7	8.2	4.9	8.9	3.9	4.4	92
Method: BACON BOMB/PERI PUMP								

SAMPLE COLLECTION INFORMATION:

Analysis	Preservative	Container Requirements	Collected
VOCs	HCl	3- 40 mL glass vials	✓
Dissolved Metals	HNO3	1-500 mL plastic (filtered)	✓
Hex Chrom	None	1-250 mL plastic	✓

OBSERVATIONS / NOTES:

Water Quality measured with Horiba U-52

MAP:

Circle if Applicable:

MS/MSD | Duplicate ID No.:

Signature(s):

Tetra Tech

SURFACE WATER SAMPLE LOG SHEET

Project Site Name: MSA Frog Mortar Creek SW, March Event
Project No.: 112IC06183.07

[] Stream
[] Spring
[] Pond
[] Lake
[X] Other: TIDAL CREEK
[] QA Sample Type:

Sample ID No.: MSASW-43E
Sample Location: FMC
Sampled By: JAM
C.O.C. No.:

Type of Sample:
[X] Low Concentration
[] High Concentration

SAMPLING DATA:

		Color (Visual)	pH (S.U.)	S.C. (mS/cm)	Temp. (°C)	Turbidity (NTU)	DO (mg/l)	Salinity (ppt)	ORP mV
Date:	3/27/14								
Time:	1323								
Depth:	1 FOOT	clear							
Method:	BACON BOMB/PERI PUMP		7.8	8.2	4.7	10.8	4.1	4.4	91

SAMPLE COLLECTION INFORMATION:

Analysis	Preservative	Container Requirements	Collected
VOCs	HCl	3- 40 mL glass vials	✓
Dissolved Metals	HNO3	1-500 mL plastic (filtered)	✓
Hex Chrom	None	1-250 mL plastic	✓

OBSERVATIONS / NOTES:

Water Quality measured with Horiba U-52

MAP:

Circle if Applicable:

MS/MSD	Duplicate ID No.:

Signature(s):

Tetra Tech

SURFACE WATER SAMPLE LOG SHEET

Project Site Name: MSA Frog Mortar Creek SW, March Event
Project No.: 112IC06183.07

Sample ID No.: MSA-SW-430
Sample Location: FMC
Sampled By: JAM
C.O.C. No.:

[] Stream
[] Spring
[] Pond
[] Lake
[X] Other: TIDAL CREEK
[] QA Sample Type:

Type of Sample:
[X] Low Concentration
[] High Concentration

SAMPLING DATA:

Date:	3/27/14	Color	pH	S.C.	Temp.	Turbidity	DO	Salinity	ORP
Time:	1329	(Visual)	(S.U.)	(mS/cm)	(^{0}C)	(NTU)	(mg/l)	(ppt)	mV
Depth:	1 FOOT	clear							
Method:	BACON BOMB/PERI PUMP		7.8	8.2	4.6	10.9	5.1	4.4	93

SAMPLE COLLECTION INFORMATION:

Analysis	Preservative	Container Requirements	Collected
VOCs	HCl	3- 40 mL glass vials	✓
Dissolved Metals	HNO3	1-500 mL plastic (filtered)	✓
Hex Chrom	None	1-250 mL plastic	✓

OBSERVATIONS / NOTES:

Water Quality measured with Horiba U-52

MAP:

Circle if Applicable:
MS/MSD
Duplicate ID No.:

Signature(s):

Tetra Tech

SURFACE WATER SAMPLE LOG SHEET

Project Site Name: MSA Frog Mortar Creek SW, March Event
Project No.: 112IC06183.07

[] Stream
[] Spring
[] Pond
[] Lake
[X] Other: TIDAL CREEK
[] QA Sample Type:

Sample ID No.: MSA-SW-44A
Sample Location: FMC
Sampled By: JAM
C.O.C. No.:

Type of Sample:
[X] Low Concentration
[] High Concentration

SAMPLING DATA:

Date:	3/27/14	Color	pH	S.C.	Temp.	Turbidity	DO	Salinity	ORP
Time:	1249	(Visual)	(S.U.)	(mS/cm)	(^{0}C)	(NTU)	(mg/l)	(ppt)	mV
Depth:	1 FOOT	clear	7.8	8.0	5.8	11.3	4.5	4.3	111
Method:	BACON BOMB/PERI PUMP								

SAMPLE COLLECTION INFORMATION:

Analysis	Preservative	Container Requirements	Collected
VOCs	HCl	3- 40 mL glass vials	✓
Dissolved Metals	HNO3	1-500 mL plastic (filtered)	✓
Hex Chrom	None	1-250 mL plastic	✓

OBSERVATIONS / NOTES:

Water Quality measured with Horiba U-52

MAP:

Circle if Applicable:

MS/MSD | Duplicate ID No.:

Signature(s):

Tetra Tech

SURFACE WATER SAMPLE LOG SHEET

Project Site Name: MSA Frog Mortar Creek SW, March Event
Project No.: 112IC06183.07

Sample ID No.: MSA-SW-448
Sample Location: FMC
Sampled By: JAM
C.O.C. No.:

[] Stream
[] Spring
[] Pond
[] Lake
[X] Other: TIDAL CREEK
[] QA Sample Type:

Type of Sample:
[X] Low Concentration
[] High Concentration

SAMPLING DATA:

Date: 3/27/14	Color	pH	S.C.	Temp.	Turbidity	DO	Salinity	ORP
Time: 1253	(Visual)	(S.U.)	(mS/cm)	(^{o}C)	(NTU)	(mg/l)	(ppt)	mV
Depth: 1 FOOT	clear	7.8	8.1	5.0	8.5	5.4	4.3	114
Method: BACON BOMB/PERI PUMP								

SAMPLE COLLECTION INFORMATION:

Analysis	Preservative	Container Requirements	Collected
VOCs	HCl	3- 40 mL glass vials	✓
Dissolved Metals	HNO3	1-500 mL plastic (filtered)	✓
Hex Chrom	None	1-250 mL plastic	✓

OBSERVATIONS / NOTES:

Water Quality measured with Horiba U-52

MAP:

Circle if Applicable:
MS/MSD
Duplicate ID No.:

Signature(s):

Tetra Tech

SURFACE WATER SAMPLE LOG SHEET

Project Site Name: MSA Frog Mortar Creek SW, March Event
Project No.: 112IC06183.07

[] Stream
[] Spring
[] Pond
[] Lake
[X] Other: TIDAL CREEK
[] QA Sample Type:

Sample ID No.: MSA-SW-44C
Sample Location: FMC
Sampled By: JAM
C.O.C. No.:

Type of Sample:
[X] Low Concentration
[] High Concentration

SAMPLING DATA:

Date:	Time:	Depth:	Method:	Color (Visual)	pH (S.U.)	S.C. (mS/cm)	Temp. (°C)	Turbidity (NTU)	DO (mg/l)	Salinity (ppt)	ORP mV
3/27/14	1259	1 FOOT	BACON BOMB/PERI PUMP	clear	7.7	82	46	10.7	3.7	44	113

SAMPLE COLLECTION INFORMATION:

Analysis	Preservative	Container Requirements	Collected
VOCs	HCl	3- 40 mL glass vials	✓
Dissolved Metals	HNO3	1-500 mL plastic (filtered)	✓
Hex Chrom	None	1-250 mL plastic	✓

OBSERVATIONS / NOTES:

Water Quality measured with Horiba U-52

MAP:

Circle if Applicable:

MS/MSD | Duplicate ID No.:

Signature(s):

Tetra Tech

SURFACE WATER SAMPLE LOG SHEET

Project Site Name: MSA Frog Mortar Creek SW, March Event
Project No.: 112IC06183.07

Sample ID No.: MSA-SW-440
Sample Location: FMC
Sampled By: JAM
C.O.C. No.:

[] Stream
[] Spring
[] Pond
[] Lake
[X] Other: TIDAL CREEK
[] QA Sample Type:

Type of Sample:
[X] Low Concentration
[] High Concentration

SAMPLING DATA:

Date:	3/27/14	Color	pH	S.C.	Temp.	Turbidity	DO	Salinity	ORP
Time:	1354	(Visual)	(S.U.)	(mS/cm)	(°C)	(NTU)	(mg/l)	(ppt)	mV
Depth:	1 FOOT	clear	7.9	8.2	4.5	11.0	3.8	4.4	113
Method:	BACON BOMB/PERI PUMP								

SAMPLE COLLECTION INFORMATION:

Analysis	Preservative	Container Requirements	Collected
VOCs	HCl	3- 40 mL glass vials	✓
Dissolved Metals	HNO3	1-500 mL plastic (filtered)	✓
Hex Chrom	None	1-250 mL plastic	✓

OBSERVATIONS / NOTES:

Water Quality measured with Horiba U-52

MAP:

Circle if Applicable:

MS/MSD | Duplicate ID No.:

Signature(s):

Tetra Tech

SURFACE WATER SAMPLE LOG SHEET

Project Site Name: MSA Frog Mortar Creek SW, March Event
Project No.: 112IC06183.07

[] Stream
[] Spring
[] Pond
[] Lake
[X] Other: TIDAL CREEK
[] QA Sample Type:

Sample ID No.: MSA-SW-45A
Sample Location: FMC
Sampled By: JAM
C.O.C. No.:

Type of Sample:
[X] Low Concentration
[] High Concentration

SAMPLING DATA:

Date:	3/27/14	Color	pH	S.C.	Temp.	Turbidity	DO	Salinity	ORP
Time:	1224	(Visual)	(S.U.)	(mS/cm)	(°C)	(NTU)	(mg/l)	(ppt)	mV
Depth:	1 FOOT	clear	7.7	8.1	5.4	12.1	5.7	4.3	109
Method:	BACON BOMB/PERI PUMP								

SAMPLE COLLECTION INFORMATION:

Analysis	Preservative	Container Requirements	Collected
VOCs	HCl	3- 40 mL glass vials	✓
Dissolved Metals	HNO3	1-500 mL plastic (filtered)	✓
Hex Chrom	None	1-250 mL plastic	✓

OBSERVATIONS / NOTES:

Water Quality measured with Horiba U-52

MAP:

Circle if Applicable:

MS/MSD | Duplicate ID No.:

Signature(s):

Tetra Tech

SURFACE WATER SAMPLE LOG SHEET

Project Site Name: MSA Frog Mortar Creek SW, March Event
Project No.: 112IC06183.07

Sample ID No.: MSA-SW-45B
Sample Location: FMC
Sampled By: JAM
C.O.C. No.:

[] Stream
[] Spring
[] Pond
[] Lake
[X] Other: TIDAL CREEK
[] QA Sample Type:

Type of Sample:
[X] Low Concentration
[] High Concentration

SAMPLING DATA:

Date:	3/27/14	Color	pH	S.C.	Temp.	Turbidity	DO	Salinity	ORP
Time:	1229	(Visual)	(S.U.)	(mS/cm)	(^{0}C)	(NTU)	(mg/l)	(ppt)	mV
Depth:	1 FOOT	clear	7.8	8.2	4.5	10.9	4.3	4.3	111
Method:	BACON BOMB/PERI PUMP								

SAMPLE COLLECTION INFORMATION:

Analysis	Preservative	Container Requirements	Collected
VOCs	HCl	3- 40 mL glass vials	✓
Dissolved Metals	HNO3	1-500 mL plastic (filtered)	✓
Hex Chrom	None	1-250 mL plastic	✓

OBSERVATIONS / NOTES:

Water Quality measured with Horiba U-52

MAP:

Circle if Applicable:
MS/MSD
Duplicate ID No.:

Signature(s):

Tetra Tech

SURFACE WATER SAMPLE LOG SHEET

Project Site Name: MSA Frog Mortar Creek SW, March Event
Project No.: 112IC06183.07

Sample ID No.: MSA-SW-45C
Sample Location: FMC
Sampled By: JAM
C.O.C. No.:

[] Stream
[] Spring
[] Pond
[] Lake
[X] Other: TIDAL CREEK
[] QA Sample Type:

Type of Sample:
[X] Low Concentration
[] High Concentration

SAMPLING DATA:

Date: 3/27/14	Color (Visual)	pH (S.U.)	S.C. (mS/cm)	Temp. (°C)	Turbidity (NTU)	DO (mg/l)	Salinity (ppt)	ORP mV
Time: 1237								
Depth: 1 FOOT	clear	7.8	8.2	4.4	10.4	3.5	4.3	111
Method: BACON BOMB/PERI PUMP								

SAMPLE COLLECTION INFORMATION:

Analysis	Preservative	Container Requirements	Collected
VOCs	HCl	3- 40 mL glass vials	✓
Dissolved Metals	HNO3	1-500 mL plastic (filtered)	✓
Hex Chrom	None	1-250 mL plastic	✓

OBSERVATIONS / NOTES:

Water Quality measured with Horiba U-52

MAP:

Circle if Applicable:

MS/MSD | Duplicate ID No.:

Signature(s):

Tetra Tech

SURFACE WATER SAMPLE LOG SHEET

Project Site Name: MSA Frog Mortar Creek SW, March Event
Project No.: 112IC06183.07

Sample ID No.: MSA-SW-450
Sample Location: FMC
Sampled By: JAM
C.O.C. No.:

[] Stream
[] Spring
[] Pond
[] Lake
[X] Other: TIDAL CREEK
[] QA Sample Type:

Type of Sample:
[X] Low Concentration
[] High Concentration

SAMPLING DATA:

Date:	3/27/14	Color	pH	S.C.	Temp.	Turbidity	DO	Salinity	ORP
Time:	1241	(Visual)	(S.U.)	(mS/cm)	(°C)	(NTU)	(mg/l)	(ppt)	mV
Depth:	1 FOOT	clear	7.8	8.2	4.4	10.9	3.9	4.4	111
Method:	BACON BOMB/PERI PUMP								

SAMPLE COLLECTION INFORMATION:

Analysis	Preservative	Container Requirements	Collected
VOCs	HCl	3- 40 mL glass vials	✓
Dissolved Metals	HNO3	1-500 mL plastic (filtered)	✓
Hex Chrom	None	1-250 mL plastic	✓

OBSERVATIONS / NOTES:

Water Quality measured with Horiba U-52

MAP:

Circle if Applicable:

MS/MSD | Duplicate ID No.:

Signature(s):

APPENDIX B—DATA-VALIDATION REPORTS (ON CD)

Tetra Tech **INTERNAL CORRESPONDENCE**

TO: **T. APANAVAGE** **DATE:** **APRIL 23, 2014**

FROM: **A. COGNETTI** **COPIES:** **DV FILE**

SUBJECT: **ORGANIC DATA VALIDATION –VOC**
MARTIN STATE AIRPORT (MSA) SURFACE WATER SAMPLING
SAMPLE DELIVERY GROUP (SDG) - 240-35500-1

SAMPLES: 41/Aqueous/VOC

EL-SW01A-032714	EL-SW01B-032714	EL-SW01C-032714
EL-SW01D-032714	MSA-SW37A-032714	MSA-SW37B-032714
MSA-SW37C-032714	MSA-SW37D-032714	MSA-SW38A-032714
MSA-SW38B-032714	MSA-SW38C-032714	MSA-SW38D-032714
MSA-SW39A-032714	MSA-SW39B-032714	MSA-SW39C-032714
MSA-SW39D-032714	MSA-SW40A-032714	MSA-SW40B-032714
MSA-SW40C-032714	MSA-SW40D-032714	MSA-SW41A-032714
MSA-SW41B-032714	MSA-SW41C-032714	MSA-SW41D-032714
MSA-SW42A-032714	MSA-SW42B-032714	MSA-SW42C-032714
MSA-SW42D-032714	MSA-SW43A-032714	MSA-SW43B-032714
MSA-SW43C-032714	MSA-SW43D-032714	MSA-SW44A-032714
MSA-SW44B-032714	MSA-SW44C-032714	MSA-SW44D-032714
MSA-SW45A-032714	MSA-SW45B-032714	MSA-SW45C-032714
MSA-SW45D-032714	TB-032714	

Overview

The sample set for MSA Surface Water, SDG 240-35500-1 consists of forty (40) aqueous environmental samples and a trip blank analyzed for volatile organic compounds (VOCs). There is no field duplicate pair included in this SDG.

The samples were collected by Tetra Tech on March 27, 2014 and analyzed by Test America (North Canton). All analyses were conducted in accordance with SW-846 Methods 8260B analytical and reporting protocols.

The data contained in this SDG were validated with regard to the following parameters: data completeness, holding times, GC/MS tuning, initial/continuing calibrations, laboratory method blank results, surrogate spike recoveries, blank spike/blank spike duplicate results, internal standard recoveries, analyte identification, analyte quantitation, and detection limits. Areas of concern are listed below.

Major

- The matrix spike/ matrix spike duplicate (MS/MSD) percent recoveries (%Rs) of 2-chloroethyl vinyl ether were 0% in spiked sample MSA-SW37A-032714. The nondetected 2-chloroethyl vinyl ether resul was qualified as rejected (UR) in the affected sample MSA-SW37A-032714.

- The MS/MSD %Rs of 2-chloroethyl vinyl ether were 0% in spiked sample MSA-SW42A-032714. The nondetected 2-chloroethyl vinyl ether result in sample MSA-SW42A-032714 was qualified as rejected (UR).

TO: T. Apanavage
FROM: A. Cognetti
SDG: 240-35500-1
DATE: April 23, 2014

Minor

- The continuing calibration percent differences (%Ds) for several compounds were greater than the 20% quality control limit on March 28, 2014 @ 13:01 on instrument A3UX17. The compounds were chloromethane, chloroethane, tert-butyl alcohol, 2-butanone, 2-hexanone and 1,1,2,2-tetrachloroethane. The nondetected chloromethane, chloroethane, tert-butyl alcohol, 2-butanone, 2-hexanone and 1,1,2,2-tetrachloroethane results of the aforementioned compounds were qualified as estimated (UJ).

- The continuing calibration %Ds for several compounds were greater than the 20% quality control limit on March 29, 2014 @ 16:06 and 16:28 on instrument A3UX17. The compounds were chloromethane, chloroethane, acetone, tert-butyl alcohol, vinyl acetate, 2-butanone, 4-methyl-2-pentanone, trans-1,3-dichloropropene, 2-hexanone, 1,1,2,2-tetrachloroethane, 1,2,3-trichloropropane, naphthalene and ethyl tert-butyl ether. The detected acetone results were qualified as estimated (J) in the affected samples. The nondetected chloromethane, chloroethanevinyl acetate, tert-butyl alcohol, 2-butanone, 4-methyl-2-pentanone, trans-1,3-dichloropropene, 2-hexanone, 1,1,2,2-tetrachloroethane, 1,2,3-trichloropropane, naphthalene and ethyl tert-butyl ether results were qualified as estimated (UJ).

- The continuing calibration %Ds for several compounds were greater than the 20% quality control limit on March 30, 2014 @ 16:43 on instrument A3UX17. The compounds were 1,1,2-trichlorotrifluoroethane, tert-butyl alcohol, vinyl acetate, 2-butanone, 4-methyl-2-pentanone, and 2-hexanone. The nondetected 1,1,2-trichlorotrifluoroethane, tert-butyl alcohol, vinyl acetate, 2-butanone, 4-methyl-2-pentanone, and 2-hexanone results were qualified as estimated (UJ) in the affected sample TB-032714.

- Positive results less than the reporting limit (RL) were qualified as estimated, (J), due to uncertainty near the detection limit.

Notes

The MS %R of tert-butyl alcohol was less than the lower quality control limit. The MSD %R and relative percent difference (RPD) for tert-butyl alcohol were within quality control limits. The MSD %R of trichloroethene was greater than the upper quality control limit. The MS %R and RPD for trichloroethene were within quality control limits. No validation action was taken on the tert-butyl alcohol and trichloroethene results.

It was noted in the case narrative that a sample MSA-SW43B-032714 had a pH greater than 2. The laboratory was contacted to determine the respective pH. Sample MSA-SW43B-032714 had a pH of 7. The sample was analyzed two days after collection. No validation action was required.

Nondetected results were reported to the method detection limit (MDL).

Executive Summary

Laboratory Performance: The continuing calibration %Ds for several compounds exceeded quality control limits.

Other Factors Affecting Data Quality: The MS/MSD %Rs of 2-chloroethyl vinyl ether were 0% in spiked samples MSA-SW37A-032714 and MSA-SW42A-032714. Positive results less than the reporting limit (RL) were qualified as estimated, due to uncertainty near the detection limit.

TO: T. Apanavage
FROM: A. Cognetti
SDG: 240-35500-1
DATE: April 23, 2014

The data for these analyses were reviewed with reference to USEPA National Functional Guidelines for Organic Data Validation (June 2008). The text of this report has been formulated to address only those problem areas affecting data quality.

Tetra Tech
Ann Cognetti
Chemist/Data Validator

Tetra Tech
Joseph A. Samchuck
Data Validation Manager

Attachments:
Appendix A – Qualified Analytical Results
Appendix B – Results as Reported by the Laboratory
Appendix C – Support Documentation

Appendix A

Qualified Analytical Results

Qualifier Codes:

A = Lab Blank Contamination
B = Field Blank Contamination
C = Calibration Noncompliance (i.e., % RSDs, %Ds, ICVs, CCVs, RRFs, etc.)
C01 = GC/MS Tuning Noncompliance
D = MS/MSD Recovery Noncompliance
E = LCS/LCSD Recovery Noncompliance
F = Lab Duplicate Imprecision
G = Field Duplicate Imprecision
H = Holding Time Exceedance
I = ICP Serial Dilution Noncompliance
J = ICP PDS Recovery Noncompliance; MSA's $r < 0.995$
K = ICP Interference - includes ICS % R Noncompliance
L = Instrument Calibration Range Exceedance
M = Sample Preservation Noncompliance
N = Internal Standard Noncompliance
N01 = Internal Standard Recovery Noncompliance Dioxins
N02 = Recovery Standard Noncompliance Dioxins
N03 = Clean-up Standard Noncompliance Dioxins
O = Poor Instrument Performance (i.e., base-time drifting)
P = Uncertainty near detection limit (< 2 x IDL for inorganics and <CRQL for organics)
Q = Other problems (can encompass a number of issues; i.e.chromatography,interferences, etc.)
R = Surrogates Recovery Noncompliance
S = Pesticide/PCB Resolution
T = % Breakdown Noncompliance for DDT and Endrin
U = RPD between columns/detectors >40% for positive results determined via GC/HPLC
V = Non-linear calibrations; correlation coefficient $r < 0.995$
W = EMPC result
X = Signal to noise response drop
Y = Percent solids <30%
Z = Uncertainty at 2 standard deviations is greater than sample activity
Z1 = Tentatively Identified Compound considered presumptively present
Z2 = Tentatively Identified Compound column bleed
Z3 = Tentatively Identified Compound aldol condensate

PROJ_NO: 06183	NSAMPLE	EL-SW01A-032714			EL-SW01B-032714			EL-SW01C-032714			EL-SW01D-032714		
SDG: 240-35500-1	LAB_ID	240-35500-37			240-35500-38			240-35500-39			240-35500-40		
FRACTION: OV	SAMP_DATE	3/27/2014			3/27/2014			3/27/2014			3/27/2014		
MEDIA: WATER	QC_TYPE	NM			NM			NM			NM		
	UNITS	UG/L			UG/L			UG/L			UG/L		
	PCT_SOLIDS	0.0			0.0			0.0			0.0		
	DUP_OF												
PARAMETER		RESULT	VQL	QLCD	RESULT	VQL	QLCD	RESULT	VQL	QLCD	RESULT	VQL	QLCD
1,1,1,2-TETRACHLOROETHANE		0.23	U		0.23	U		0.23	U		0.23	U	
1,1,1-TRICHLOROETHANE		0.22	U		0.22	U		0.22	U		0.22	U	
1,1,2,2-TETRACHLOROETHANE		0.18	UJ	C	0.18	UJ	C	0.18	UJ	C	0.18	UJ	C
1,1,2-TRICHLOROTRIFLUOROETHANE		0.28	U		0.28	U		0.28	U		0.28	U	
1,1-DICHLOROETHANE		0.15	U		0.15	U		0.15	U		0.15	U	
1,1-DICHLOROETHENE		0.19	U		0.19	U		0.19	U		0.19	U	
1,1-DICHLOROPROPENE		0.13	U		0.13	U		0.13	U		0.13	U	
1,2,3-TRICHLOROBENZENE		0.17	U		0.17	U		0.17	U		0.17	U	
1,2,3-TRICHLOROPROPANE		0.43	UJ	C	0.43	UJ	C	0.43	UJ	C	0.43	UJ	C
1,2,3-TRIMETHYLBENZENE		0.0059	U		0.0059	U		0.0059	U		0.0059	U	
1,2,4-TRICHLOROBENZENE		0.15	U		0.15	U		0.15	U		0.15	U	
1,2,4-TRIMETHYLBENZENE		0.12	U		0.12	U		0.12	U		0.12	U	
1,2-DIBROMO-3-CHLOROPROPANE		0.67	U		0.67	U		0.67	U		0.67	U	
1,2-DIBROMOETHANE		0.24	U		0.24	U		0.24	U		0.24	U	
1,2-DICHLOROBENZENE		0.13	U		0.13	U		0.13	U		0.13	U	
1,2-DICHLOROETHANE		0.22	U		0.22	U		0.22	U		0.22	U	
1,2-DICHLOROPROPANE		0.18	U		0.18	U		0.18	U		0.18	U	
1,3-DICHLOROBENZENE		0.14	U		0.14	U		0.14	U		0.14	U	
1,3-DICHLOROPROPANE		0.16	U		0.16	U		0.16	U		0.16	U	
1,4-DICHLOROBENZENE		0.13	U		0.13	U		0.13	U		0.13	U	
2,2-DICHLOROPROPANE		0.13	U		0.13	U		0.13	U		0.13	U	
2-BUTANONE		0.57	UJ	C	0.57	UJ	C	0.57	UJ	C	0.57	UJ	C
2-CHLOROETHYL VINYL ETHER		0.99	U		0.99	U		0.99	U		0.99	U	
2-CHLOROTOLUENE		0.11	U		0.11	U		0.11	U		0.11	U	
2-HEXANONE		0.41	UJ	C	0.41	UJ	C	0.41	UJ	C	0.41	UJ	C
4-CHLOROTOLUENE		0.18	U		0.18	U		0.18	U		0.18	U	
4-ISOPROPYLTOLUENE		0.12	U		0.12	U		0.12	U		0.12	U	
4-METHYL-2-PENTANONE		0.32	UJ	C	0.32	UJ	C	0.32	UJ	C	0.32	UJ	C
ACETONE		1.6	J	CP	1.9	J	CP	1.2	J	CP	1.3	J	CP
BENZENE		0.13	U		0.13	U		0.13	U		0.13	U	
BROMOBENZENE		0.13	U		0.13	U		0.13	U		0.13	U	
BROMOCHLOROMETHANE		0.29	U		0.29	U		0.29	U		0.29	U	
BROMODICHLOROMETHANE		0.15	U		0.15	U		0.15	U		0.15	U	
BROMOFORM		0.64	U		0.64	U		0.64	U		0.64	U	
BROMOMETHANE		0.41	U		0.41	U		0.41	U		0.41	U	
CARBON DISULFIDE		0.13	U		0.18	J	P	0.13	U		0.13	U	

PROJ_NO: 06183	NSAMPLE	MSA-SW37A-032714			MSA-SW37B-032714			MSA-SW37C-032714			MSA-SW37D-032714		
SDG: 240-35500-1	LAB_ID	240-35500-1			240-35500-2			240-35500-3			240-35500-4		
FRACTION: OV	SAMP_DATE	3/27/2014			3/27/2014			3/27/2014			3/27/2014		
MEDIA: WATER	QC_TYPE	NM			NM			NM			NM		
	UNITS	UG/L			UG/L			UG/L			UG/L		
	PCT_SOLIDS	0.0			0.0			0.0			0.0		
	DUP_OF												
PARAMETER		RESULT	VQL	QLCD	RESULT	VQL	QLCD	RESULT	VQL	QLCD	RESULT	VQL	QLCD
1,1,1,2-TETRACHLOROETHANE		0.23	U		0.23	U		0.23	U		0.23	U	
1,1,1-TRICHLOROETHANE		0.22	U		0.22	U		0.22	U		0.22	U	
1,1,2,2-TETRACHLOROETHANE		0.18	UJ	C	0.18	UJ	C	0.18	UJ	C	0.18	UJ	C
1,1,2-TRICHLOROTRIFLUOROETHANE		0.28	U		0.28	U		0.28	U		0.28	U	
1,1-DICHLOROETHANE		0.15	U		0.15	U		0.15	U		0.15	U	
1,1-DICHLOROETHENE		0.19	U		0.19	U		0.19	U		0.19	U	
1,1-DICHLOROPROPENE		0.13	U		0.13	U		0.13	U		0.13	U	
1,2,3-TRICHLOROBENZENE		0.17	U		0.17	U		0.17	U		0.17	U	
1,2,3-TRICHLOROPROPANE		0.43	U		0.43	U		0.43	U		0.43	U	
1,2,3-TRIMETHYLBENZENE		0.0059	U		0.0059	U		0.0059	U		0.0059	U	
1,2,4-TRICHLOROBENZENE		0.15	U		0.15	U		0.15	U		0.15	U	
1,2,4-TRIMETHYLBENZENE		0.12	U		0.12	U		0.12	U		0.12	U	
1,2-DIBROMO-3-CHLOROPROPANE		0.67	U		0.67	U		0.67	U		0.67	U	
1,2-DIBROMOETHANE		0.24	U		0.24	U		0.24	U		0.24	U	
1,2-DICHLOROBENZENE		0.13	U		0.13	U		0.13	U		0.13	U	
1,2-DICHLOROETHANE		0.22	U		0.22	U		0.22	U		0.22	U	
1,2-DICHLOROPROPANE		0.18	U		0.18	U		0.18	U		0.18	U	
1,3-DICHLOROBENZENE		0.14	U		0.14	U		0.14	U		0.14	U	
1,3-DICHLOROPROPANE		0.16	U		0.16	U		0.16	U		0.16	U	
1,4-DICHLOROBENZENE		0.13	U		0.13	U		0.13	U		0.13	U	
2,2-DICHLOROPROPANE		0.13	U		0.13	U		0.13	U		0.13	U	
2-BUTANONE		0.57	UJ	C	0.57	UJ	C	0.57	UJ	C	0.57	UJ	C
2-CHLOROETHYL VINYL ETHER		0.99	UR	D	0.99	U		0.99	U		0.99	U	
2-CHLOROTOLUENE		0.11	U		0.11	U		0.11	U		0.11	U	
2-HEXANONE		0.41	UJ	C	0.41	UJ	C	0.41	UJ	C	0.41	UJ	C
4-CHLOROTOLUENE		0.18	U		0.18	U		0.18	U		0.18	U	
4-ISOPROPYLTOLUENE		0.12	U		0.12	U		0.12	U		0.12	U	
4-METHYL-2-PENTANONE		0.32	U		0.32	U		0.32	U		0.32	U	
ACETONE		1.1	U		1.4	J	P	1.1	U		1.1	U	
BENZENE		0.13	U		0.13	U		0.13	U		0.13	U	
BROMOBENZENE		0.13	U		0.13	U		0.13	U		0.13	U	
BROMOCHLOROMETHANE		0.29	U		0.29	U		0.29	U		0.29	U	
BROMODICHLOROMETHANE		0.15	U		0.15	U		0.15	U		0.15	U	
BROMOFORM		0.64	U		0.64	U		0.64	U		0.64	U	
BROMOMETHANE		0.41	U		0.41	U		0.41	U		0.41	U	
CARBON DISULFIDE		0.13	U		0.13	U		0.13	U		0.13	U	

PROJ_NO: 06183	NSAMPLE	MSA-SW38A-032714			MSA-SW38B-032714			MSA-SW38C-032714			MSA-SW38D-032714		
SDG: 240-35500-1	LAB_ID	240-35500-5			240-35500-6			240-35500-7			240-35500-8		
FRACTION: OV	SAMP_DATE	3/27/2014			3/27/2014			3/27/2014			3/27/2014		
MEDIA: WATER	QC_TYPE	NM			NM			NM			NM		
	UNITS	UG/L			UG/L			UG/L			UG/L		
	PCT_SOLIDS	0.0			0.0			0.0			0.0		
	DUP_OF												
PARAMETER		RESULT	VQL	QLCD	RESULT	VQL	QLCD	RESULT	VQL	QLCD	RESULT	VQL	QLCD
1,1,1,2-TETRACHLOROETHANE		0.23	U		0.23	U		0.23	U		0.23	U	
1,1,1-TRICHLOROETHANE		0.22	U		0.22	U		0.22	U		0.22	U	
1,1,2,2-TETRACHLOROETHANE		0.18	UJ	C	0.18	UJ	C	0.18	UJ	C	0.18	UJ	C
1,1,2-TRICHLOROTRIFLUOROETHANE		0.28	U		0.28	U		0.28	U		0.28	U	
1,1-DICHLOROETHANE		0.15	U		0.15	U		0.15	U		0.15	U	
1,1-DICHLOROETHENE		0.19	U		0.19	U		0.19	U		0.19	U	
1,1-DICHLOROPROPENE		0.13	U		0.13	U		0.13	U		0.13	U	
1,2,3-TRICHLOROBENZENE		0.17	U		0.17	U		0.17	U		0.17	U	
1,2,3-TRICHLOROPROPANE		0.43	U		0.43	U		0.43	U		0.43	U	
1,2,3-TRIMETHYLBENZENE		0.0059	U		0.0059	U		0.0059	U		0.0059	U	
1,2,4-TRICHLOROBENZENE		0.15	U		0.15	U		0.15	U		0.15	U	
1,2,4-TRIMETHYLBENZENE		0.12	U		0.12	U		0.12	U		0.12	U	
1,2-DIBROMO-3-CHLOROPROPANE		0.67	U		0.67	U		0.67	U		0.67	U	
1,2-DIBROMOETHANE		0.24	U		0.24	U		0.24	U		0.24	U	
1,2-DICHLOROBENZENE		0.13	U		0.13	U		0.13	U		0.13	U	
1,2-DICHLOROETHANE		0.22	U		0.22	U		0.22	U		0.22	U	
1,2-DICHLOROPROPANE		0.18	U		0.18	U		0.18	U		0.18	U	
1,3-DICHLOROBENZENE		0.14	U		0.14	U		0.14	U		0.14	U	
1,3-DICHLOROPROPANE		0.16	U		0.16	U		0.16	U		0.16	U	
1,4-DICHLOROBENZENE		0.13	U		0.13	U		0.13	U		0.13	U	
2,2-DICHLOROPROPANE		0.13	U		0.13	U		0.13	U		0.13	U	
2-BUTANONE		0.57	UJ	C	0.57	UJ	C	0.57	UJ	C	0.57	UJ	C
2-CHLOROETHYL VINYL ETHER		0.99	U		0.99	U		0.99	U		0.99	U	
2-CHLOROTOLUENE		0.11	U		0.11	U		0.11	U		0.11	U	
2-HEXANONE		0.41	UJ	C	0.41	UJ	C	0.41	UJ	C	0.41	UJ	C
4-CHLOROTOLUENE		0.18	U		0.18	U		0.18	U		0.18	U	
4-ISOPROPYLTOLUENE		0.12	U		0.12	U		0.12	U		0.12	U	
4-METHYL-2-PENTANONE		0.32	U		0.32	U		0.32	U		0.32	U	
ACETONE		1.6	J	P	1.1	J	P	1.1	U		1.1	U	
BENZENE		0.13	U		0.13	U		0.13	U		0.13	U	
BROMOBENZENE		0.13	U		0.13	U		0.13	U		0.13	U	
BROMOCHLOROMETHANE		0.29	U		0.29	U		0.29	U		0.29	U	
BROMODICHLOROMETHANE		0.15	U		0.15	U		0.15	U		0.15	U	
BROMOFORM		0.64	U		0.64	U		0.64	U		0.64	U	
BROMOMETHANE		0.41	U		0.41	U		0.41	U		0.41	U	
CARBON DISULFIDE		0.13	U		0.13	U		0.13	U		0.13	U	

PROJ_NO: 06183	NSAMPLE	MSA-SW39A-032714			MSA-SW39B-032714			MSA-SW39C-032714			MSA-SW39D-032714		
SDG: 240-35500-1	LAB_ID	240-35500-9			240-35500-10			240-35500-11			240-35500-12		
FRACTION: OV	SAMP_DATE	3/27/2014			3/27/2014			3/27/2014			3/27/2014		
MEDIA: WATER	QC_TYPE	NM			NM			NM			NM		
	UNITS	UG/L			UG/L			UG/L			UG/L		
	PCT_SOLIDS	0.0			0.0			0.0			0.0		
	DUP_OF												
PARAMETER	RESULT	VQL	QLCD	RESULT	VQL	QLCD	RESULT	VQL	QLCD	RESULT	VQL	QLCD
1,1,1,2-TETRACHLOROETHANE	0.23	U		0.23	U		0.23	U		0.23	U	
1,1,1-TRICHLOROETHANE	0.22	U		0.22	U		0.22	U		0.22	U	
1,1,2,2-TETRACHLOROETHANE	0.18	UJ	C	0.18	UJ	C	0.18	UJ	C	0.18	UJ	C
1,1,2-TRICHLOROTRIFLUOROETHANE	0.28	U		0.28	U		0.28	U		0.28	U	
1,1-DICHLOROETHANE	0.15	U		0.15	U		0.15	U		0.15	U	
1,1-DICHLOROETHENE	0.19	U		0.19	U		0.19	U		0.19	U	
1,1-DICHLOROPROPENE	0.13	U		0.13	U		0.13	U		0.13	U	
1,2,3-TRICHLOROBENZENE	0.17	U		0.17	U		0.17	U		0.17	U	
1,2,3-TRICHLOROPROPANE	0.43	U		0.43	U		0.43	U		0.43	U	
1,2,3-TRIMETHYLBENZENE	0.0059	U		0.0059	U		0.0059	U		0.0059	U	
1,2,4-TRICHLOROBENZENE	0.15	U		0.15	U		0.15	U		0.15	U	
1,2,4-TRIMETHYLBENZENE	0.12	U		0.12	U		0.12	U		0.12	U	
1,2-DIBROMO-3-CHLOROPROPANE	0.67	U		0.67	U		0.67	U		0.67	U	
1,2-DIBROMOETHANE	0.24	U		0.24	U		0.24	U		0.24	U	
1,2-DICHLOROBENZENE	0.13	U		0.13	U		0.13	U		0.13	U	
1,2-DICHLOROETHANE	0.22	U		0.22	U		0.22	U		0.22	U	
1,2-DICHLOROPROPANE	0.18	U		0.18	U		0.18	U		0.18	U	
1,3-DICHLOROBENZENE	0.14	U		0.14	U		0.14	U		0.14	U	
1,3-DICHLOROPROPANE	0.16	U		0.16	U		0.16	U		0.16	U	
1,4-DICHLOROBENZENE	0.13	U		0.13	U		0.13	U		0.13	U	
2,2-DICHLOROPROPANE	0.13	U		0.13	U		0.13	U		0.13	U	
2-BUTANONE	0.57	UJ	C	0.57	UJ	C	0.57	UJ	C	0.57	UJ	C
2-CHLOROETHYL VINYL ETHER	0.99	U		0.99	U		0.99	U		0.99	U	
2-CHLOROTOLUENE	0.11	U		0.11	U		0.11	U		0.11	U	
2-HEXANONE	0.41	UJ	C	0.41	UJ	C	0.41	UJ	C	0.41	UJ	C
4-CHLOROTOLUENE	0.18	U		0.18	U		0.18	U		0.18	U	
4-ISOPROPYLTOLUENE	0.12	U		0.12	U		0.12	U		0.12	U	
4-METHYL-2-PENTANONE	0.32	U		0.32	U		0.32	U		0.32	U	
ACETONE	2.1	J	P	2.2	J	P	1.9	J	P	1.7	J	P
BENZENE	0.13	U		0.13	U		0.14	J	P	0.13	U	
BROMOBENZENE	0.13	U		0.13	U		0.13	U		0.13	U	
BROMOCHLOROMETHANE	0.29	U		0.29	U		0.29	U		0.29	U	
BROMODICHLOROMETHANE	0.15	U		0.15	U		0.15	U		0.15	U	
BROMOFORM	0.64	U		0.64	U		0.64	U		0.64	U	
BROMOMETHANE	0.41	U		0.41	U		0.41	U		0.41	U	
CARBON DISULFIDE	0.13	U		0.13	U		0.13	U		0.13	U	

PROJ_NO: 06183	NSAMPLE	MSA-SW40A-032714			MSA-SW40B-032714			MSA-SW40C-032714			MSA-SW40D-032714		
SDG: 240-35500-1	LAB_ID	240-35500-13			240-35500-14			240-35500-15			240-35500-16		
FRACTION: OV	SAMP_DATE	3/27/2014			3/27/2014			3/27/2014			3/27/2014		
MEDIA: WATER	QC_TYPE	NM			NM			NM			NM		
	UNITS	UG/L			UG/L			UG/L			UG/L		
	PCT_SOLIDS	0.0			0.0			0.0			0.0		
	DUP_OF												
PARAMETER	RESULT	VQL	QLCD	RESULT	VQL	QLCD	RESULT	VQL	QLCD	RESULT	VQL	QLCD
1,1,1,2-TETRACHLOROETHANE	0.23	U		0.23	U		0.23	U		0.23	U	
1,1,1-TRICHLOROETHANE	0.22	U		0.22	U		0.22	U		0.22	U	
1,1,2,2-TETRACHLOROETHANE	0.18	UJ	C	0.18	UJ	C	0.18	UJ	C	0.18	UJ	C
1,1,2-TRICHLOROTRIFLUOROETHANE	0.28	U		0.28	U		0.28	U		0.28	U	
1,1-DICHLOROETHANE	0.15	U		0.15	U		0.15	U		0.15	U	
1,1-DICHLOROETHENE	0.19	U		0.19	U		0.19	U		0.19	U	
1,1-DICHLOROPROPENE	0.13	U		0.13	U		0.13	U		0.13	U	
1,2,3-TRICHLOROBENZENE	0.17	U		0.17	U		0.17	U		0.17	U	
1,2,3-TRICHLOROPROPANE	0.43	U		0.43	U		0.43	U		0.43	U	
1,2,3-TRIMETHYLBENZENE	0.0059	U		0.0059	U		0.0059	U		0.0059	U	
1,2,4-TRICHLOROBENZENE	0.15	U		0.15	U		0.15	U		0.15	U	
1,2,4-TRIMETHYLBENZENE	0.12	U		0.12	U		0.12	U		0.12	U	
1,2-DIBROMO-3-CHLOROPROPANE	0.67	U		0.67	U		0.67	U		0.67	U	
1,2-DIBROMOETHANE	0.24	U		0.24	U		0.24	U		0.24	U	
1,2-DICHLOROBENZENE	0.13	U		0.13	U		0.13	U		0.13	U	
1,2-DICHLOROETHANE	0.22	U		0.22	U		0.22	U		0.22	U	
1,2-DICHLOROPROPANE	0.18	U		0.18	U		0.18	U		0.18	U	
1,3-DICHLOROBENZENE	0.14	U		0.14	U		0.14	U		0.14	U	
1,3-DICHLOROPROPANE	0.16	U		0.16	U		0.16	U		0.16	U	
1,4-DICHLOROBENZENE	0.13	U		0.13	U		0.13	U		0.13	U	
2,2-DICHLOROPROPANE	0.13	U		0.13	U		0.13	U		0.13	U	
2-BUTANONE	0.57	UJ	C	0.57	UJ	C	0.57	UJ	C	0.57	UJ	C
2-CHLOROETHYL VINYL ETHER	0.99	U		0.99	U		0.99	U		0.99	U	
2-CHLOROTOLUENE	0.11	U		0.11	U		0.11	U		0.11	U	
2-HEXANONE	0.41	UJ	C	0.41	UJ	C	0.41	UJ	C	0.41	UJ	C
4-CHLOROTOLUENE	0.18	U		0.18	U		0.18	U		0.18	U	
4-ISOPROPYLTOLUENE	0.12	U		0.12	U		0.12	U		0.12	U	
4-METHYL-2-PENTANONE	0.32	U		0.32	U		0.32	U		0.32	U	
ACETONE	1.1	U		1.3	J	P	1.1	J	P	1.1	U	
BENZENE	0.13	U		0.13	U		0.13	U		0.13	U	
BROMOBENZENE	0.13	U		0.13	U		0.13	U		0.13	U	
BROMOCHLOROMETHANE	0.29	U		0.29	U		0.29	U		0.29	U	
BROMODICHLOROMETHANE	0.15	U		0.15	U		0.15	U		0.15	U	
BROMOFORM	0.64	U		0.64	U		0.64	U		0.64	U	
BROMOMETHANE	0.41	U		0.41	U		0.41	U		0.41	U	
CARBON DISULFIDE	0.13	U		0.13	U		0.13	U		0.13	U	

PROJ_NO: 06183	NSAMPLE	MSA-SW41A-032714			MSA-SW41B-032714			MSA-SW41C-032714			MSA-SW41D-032714		
SDG: 240-35500-1	LAB_ID	240-35500-17			240-35500-18			240-35500-19			240-35500-20		
FRACTION: OV	SAMP_DATE	3/27/2014			3/27/2014			3/27/2014			3/27/2014		
MEDIA: WATER	QC_TYPE	NM			NM			NM			NM		
	UNITS	UG/L			UG/L			UG/L			UG/L		
	PCT_SOLIDS	0.0			0.0			0.0			0.0		
	DUP_OF												
PARAMETER		RESULT	VQL	QLCD	RESULT	VQL	QLCD	RESULT	VQL	QLCD	RESULT	VQL	QLCD
1,1,1,2-TETRACHLOROETHANE		0.23	U		0.23	U		0.23	U		0.23	U	
1,1,1-TRICHLOROETHANE		0.22	U		0.22	U		0.22	U		0.22	U	
1,1,2,2-TETRACHLOROETHANE		0.18	UJ	C	0.18	UJ	C	0.18	UJ	C	0.18	UJ	C
1,1,2-TRICHLOROTRIFLUOROETHANE		0.28	U		0.28	U		0.28	U		0.28	U	
1,1-DICHLOROETHANE		0.15	U		0.15	U		0.15	U		0.15	U	
1,1-DICHLOROETHENE		0.19	U		0.19	U		0.19	U		0.19	U	
1,1-DICHLOROPROPENE		0.13	U		0.13	U		0.13	U		0.13	U	
1,2,3-TRICHLOROBENZENE		0.17	U		0.17	U		0.17	U		0.17	U	
1,2,3-TRICHLOROPROPANE		0.43	U		0.43	U		0.43	U		0.43	U	
1,2,3-TRIMETHYLBENZENE		0.0059	U		0.0059	U		0.0059	U		0.0059	U	
1,2,4-TRICHLOROBENZENE		0.15	U		0.15	U		0.15	U		0.15	U	
1,2,4-TRIMETHYLBENZENE		0.12	U		0.12	U		0.12	U		0.12	U	
1,2-DIBROMO-3-CHLOROPROPANE		0.67	U		0.67	U		0.67	U		0.67	U	
1,2-DIBROMOETHANE		0.24	U		0.24	U		0.24	U		0.24	U	
1,2-DICHLOROBENZENE		0.13	U		0.13	U		0.13	U		0.13	U	
1,2-DICHLOROETHANE		0.22	U		0.22	U		0.22	U		0.22	U	
1,2-DICHLOROPROPANE		0.18	U		0.18	U		0.18	U		0.18	U	
1,3-DICHLOROBENZENE		0.14	U		0.14	U		0.14	U		0.14	U	
1,3-DICHLOROPROPANE		0.16	U		0.16	U		0.16	U		0.16	U	
1,4-DICHLOROBENZENE		0.13	U		0.13	U		0.13	U		0.13	U	
2,2-DICHLOROPROPANE		0.13	U		0.13	U		0.13	U		0.13	U	
2-BUTANONE		0.57	UJ	C	0.57	UJ	C	0.57	UJ	C	0.57	UJ	C
2-CHLOROETHYL VINYL ETHER		0.99	U		0.99	U		0.99	U		0.99	U	
2-CHLOROTOLUENE		0.11	U		0.11	U		0.11	U		0.11	U	
2-HEXANONE		0.41	UJ	C	0.41	UJ	C	0.41	UJ	C	0.41	UJ	C
4-CHLOROTOLUENE		0.18	U		0.18	U		0.18	U		0.18	U	
4-ISOPROPYLTOLUENE		0.12	U		0.12	U		0.12	U		0.12	U	
4-METHYL-2-PENTANONE		0.32	U		0.32	U		0.32	U		0.32	U	
ACETONE		1.6	J	P	1.3	J	P	1.5	J	P	1.4	J	P
BENZENE		0.13	U		0.13	U		0.13	U		0.13	U	
BROMOBENZENE		0.13	U		0.13	U		0.13	U		0.13	U	
BROMOCHLOROMETHANE		0.29	U		0.29	U		0.29	U		0.29	U	
BROMODICHLOROMETHANE		0.15	U		0.15	U		0.15	U		0.15	U	
BROMOFORM		0.64	U		0.64	U		0.64	U		0.64	U	
BROMOMETHANE		0.41	U		0.41	U		0.41	U		0.41	U	
CARBON DISULFIDE		0.13	U		0.13	U		0.13	U		0.13	U	

PROJ_NO: 06183	NSAMPLE	MSA-SW42A-032714			MSA-SW42B-032714			MSA-SW42C-032714			MSA-SW42D-032714		
SDG: 240-35500-1	LAB_ID	240-35500-21			240-35500-22			240-35500-23			240-35500-24		
FRACTION: OV	SAMP_DATE	3/27/2014			3/27/2014			3/27/2014			3/27/2014		
MEDIA: WATER	QC_TYPE	NM			NM			NM			NM		
	UNITS	UG/L			UG/L			UG/L			UG/L		
	PCT_SOLIDS	0.0			0.0			0.0			0.0		
	DUP_OF												
PARAMETER	RESULT	VQL	QLCD	RESULT	VQL	QLCD	RESULT	VQL	QLCD	RESULT	VQL	QLCD
1,1,1,2-TETRACHLOROETHANE	0.23	U		0.23	U		0.23	U		0.23	U	
1,1,1-TRICHLOROETHANE	0.22	U		0.22	U		0.22	U		0.22	U	
1,1,2,2-TETRACHLOROETHANE	0.18	UJ	C	0.18	UJ	C	0.18	UJ	C	0.18	UJ	C
1,1,2-TRICHLOROTRIFLUOROETHANE	0.28	U		0.28	U		0.28	U		0.28	U	
1,1-DICHLOROETHANE	0.15	U		0.15	U		0.15	U		0.15	U	
1,1-DICHLOROETHENE	0.19	U		0.19	U		0.19	U		0.19	U	
1,1-DICHLOROPROPENE	0.13	U		0.13	U		0.13	U		0.13	U	
1,2,3-TRICHLOROBENZENE	0.17	U		0.17	U		0.17	U		0.17	U	
1,2,3-TRICHLOROPROPANE	0.43	UJ	C	0.43	UJ	C	0.43	UJ	C	0.43	UJ	C
1,2,3-TRIMETHYLBENZENE	0.0059	U		0.0059	U		0.0059	U		0.0059	U	
1,2,4-TRICHLOROBENZENE	0.15	U		0.15	U		0.15	U		0.15	U	
1,2,4-TRIMETHYLBENZENE	0.12	U		0.12	U		0.12	U		0.12	U	
1,2-DIBROMO-3-CHLOROPROPANE	0.67	U		0.67	U		0.67	U		0.67	U	
1,2-DIBROMOETHANE	0.24	U		0.24	U		0.24	U		0.24	U	
1,2-DICHLOROBENZENE	0.13	U		0.13	U		0.13	U		0.13	U	
1,2-DICHLOROETHANE	0.22	U		0.22	U		0.22	U		0.22	U	
1,2-DICHLOROPROPANE	0.18	U		0.18	U		0.18	U		0.18	U	
1,3-DICHLOROBENZENE	0.14	U		0.14	U		0.14	U		0.14	U	
1,3-DICHLOROPROPANE	0.16	U		0.16	U		0.16	U		0.16	U	
1,4-DICHLOROBENZENE	0.13	U		0.13	U		0.13	U		0.13	U	
2,2-DICHLOROPROPANE	0.13	U		0.13	U		0.13	U		0.13	U	
2-BUTANONE	0.57	UJ	C	0.57	UJ	C	0.57	UJ	C	0.57	UJ	C
2-CHLOROETHYL VINYL ETHER	0.99	UR	D	0.99	U		0.99	U		0.99	U	
2-CHLOROTOLUENE	0.11	U		0.11	U		0.11	U		0.11	U	
2-HEXANONE	0.41	UJ	C	0.41	UJ	C	0.41	UJ	C	0.41	UJ	C
4-CHLOROTOLUENE	0.18	U		0.18	U		0.18	U		0.18	U	
4-ISOPROPYLTOLUENE	0.12	U		0.12	U		0.12	U		0.12	U	
4-METHYL-2-PENTANONE	0.32	UJ	C	0.32	UJ	C	0.32	UJ	C	0.32	UJ	C
ACETONE	1.5	J	CP	1.1	J	CP	1.5	J	CP	1.2	J	CP
BENZENE	0.13	U		0.13	U		0.13	U		0.13	U	
BROMOBENZENE	0.13	U		0.13	U		0.13	U		0.13	U	
BROMOCHLOROMETHANE	0.29	U		0.29	U		0.29	U		0.29	U	
BROMODICHLOROMETHANE	0.15	U		0.15	U		0.15	U		0.15	U	
BROMOFORM	0.64	U		0.64	U		0.64	U		0.64	U	
BROMOMETHANE	0.41	U		0.41	U		0.41	U		0.41	U	
CARBON DISULFIDE	0.13	U		0.13	U		0.13	U		0.13	U	

PROJ_NO: 06183	NSAMPLE	MSA-SW43A-032714			MSA-SW43B-032714			MSA-SW43C-032714			MSA-SW43D-032714		
SDG: 240-35500-1	LAB_ID	240-35500-25			240-35500-26			240-35500-27			240-35500-28		
FRACTION: OV	SAMP_DATE	3/27/2014			3/27/2014			3/27/2014			3/27/2014		
MEDIA: WATER	QC_TYPE	NM			NM			NM			NM		
	UNITS	UG/L			UG/L			UG/L			UG/L		
	PCT_SOLIDS	0.0			0.0			0.0			0.0		
	DUP_OF												
PARAMETER	RESULT	VQL	QLCD	RESULT	VQL	QLCD	RESULT	VQL	QLCD	RESULT	VQL	QLCD
1,1,1,2-TETRACHLOROETHANE	0.23	U		0.23	U		0.23	U		0.23	U	
1,1,1-TRICHLOROETHANE	0.22	U		0.22	U		0.22	U		0.22	U	
1,1,2,2-TETRACHLOROETHANE	0.18	UJ	C	0.18	UJ	C	0.18	UJ	C	0.18	UJ	C
1,1,2-TRICHLOROTRIFLUOROETHANE	0.28	U		0.28	U		0.28	U		0.28	U	
1,1-DICHLOROETHANE	0.15	U		0.15	U		0.15	U		0.15	U	
1,1-DICHLOROETHENE	0.19	U		0.19	U		0.19	U		0.19	U	
1,1-DICHLOROPROPENE	0.13	U		0.13	U		0.13	U		0.13	U	
1,2,3-TRICHLOROBENZENE	0.17	U		0.17	U		0.17	U		0.17	U	
1,2,3-TRICHLOROPROPANE	0.43	UJ	C	0.43	UJ	C	0.43	UJ	C	0.43	UJ	C
1,2,3-TRIMETHYLBENZENE	0.0059	U		0.0059	U		0.0059	U		0.0059	U	
1,2,4-TRICHLOROBENZENE	0.15	U		0.15	U		0.15	U		0.15	U	
1,2,4-TRIMETHYLBENZENE	0.12	U		0.12	U		0.12	U		0.12	U	
1,2-DIBROMO-3-CHLOROPROPANE	0.67	U		0.67	U		0.67	U		0.67	U	
1,2-DIBROMOETHANE	0.24	U		0.24	U		0.24	U		0.24	U	
1,2-DICHLOROBENZENE	0.13	U		0.13	U		0.13	U		0.13	U	
1,2-DICHLOROETHANE	0.22	U		0.22	U		0.22	U		0.22	U	
1,2-DICHLOROPROPANE	0.18	U		0.18	U		0.18	U		0.18	U	
1,3-DICHLOROBENZENE	0.14	U		0.14	U		0.14	U		0.14	U	
1,3-DICHLOROPROPANE	0.16	U		0.16	U		0.16	U		0.16	U	
1,4-DICHLOROBENZENE	0.13	U		0.13	U		0.13	U		0.13	U	
2,2-DICHLOROPROPANE	0.13	U		0.13	U		0.13	U		0.13	U	
2-BUTANONE	0.57	UJ	C	0.57	UJ	C	0.57	UJ	C	0.57	UJ	C
2-CHLOROETHYL VINYL ETHER	0.99	U		0.99	U		0.99	U		0.99	U	
2-CHLOROTOLUENE	0.11	U		0.11	U		0.11	U		0.11	U	
2-HEXANONE	0.41	UJ	C	0.41	UJ	C	0.41	UJ	C	0.41	UJ	C
4-CHLOROTOLUENE	0.18	U		0.18	U		0.18	U		0.18	U	
4-ISOPROPYLTOLUENE	0.12	U		0.12	U		0.12	U		0.12	U	
4-METHYL-2-PENTANONE	0.32	UJ	C	0.32	UJ	C	0.32	UJ	C	0.32	UJ	C
ACETONE	2.3	J	CP	2.3	J	CP	1.7	J	CP	1.3	J	CP
BENZENE	0.13	U		0.13	U		0.13	U		0.13	U	
BROMOBENZENE	0.13	U		0.13	U		0.13	U		0.13	U	
BROMOCHLOROMETHANE	0.29	U		0.29	U		0.29	U		0.29	U	
BROMODICHLOROMETHANE	0.15	U		0.15	U		0.15	U		0.15	U	
BROMOFORM	0.64	U		0.64	U		0.64	U		0.64	U	
BROMOMETHANE	0.41	U		0.41	U		0.41	U		0.41	U	
CARBON DISULFIDE	0.13	U		0.13	U		0.13	U		0.13	U	

PROJ_NO: 06183	NSAMPLE	MSA-SW44A-032714			MSA-SW44B-032714			MSA-SW44C-032714			MSA-SW44D-032714		
SDG: 240-35500-1	LAB_ID	240-35500-29			240-35500-30			240-35500-31			240-35500-32		
FRACTION: OV	SAMP_DATE	3/27/2014			3/27/2014			3/27/2014			3/27/2014		
MEDIA: WATER	QC_TYPE	NM			NM			NM			NM		
	UNITS	UG/L			UG/L			UG/L			UG/L		
	PCT_SOLIDS	0.0			0.0			0.0			0.0		
	DUP_OF												
PARAMETER		RESULT	VQL	QLCD	RESULT	VQL	QLCD	RESULT	VQL	QLCD	RESULT	VQL	QLCD
1,1,1,2-TETRACHLOROETHANE		0.23	U		0.23	U		0.23	U		0.23	U	
1,1,1-TRICHLOROETHANE		0.22	U		0.22	U		0.22	U		0.22	U	
1,1,2,2-TETRACHLOROETHANE		0.18	UJ	C	0.18	UJ	C	0.18	UJ	C	0.18	UJ	C
1,1,2-TRICHLOROTRIFLUOROETHANE		0.28	U		0.28	U		0.28	U		0.28	U	
1,1-DICHLOROETHANE		0.15	U		0.15	U		0.15	U		0.15	U	
1,1-DICHLOROETHENE		0.19	U		0.19	U		0.19	U		0.19	U	
1,1-DICHLOROPROPENE		0.13	U		0.13	U		0.13	U		0.13	U	
1,2,3-TRICHLOROBENZENE		0.17	U		0.17	U		0.17	U		0.17	U	
1,2,3-TRICHLOROPROPANE		0.43	UJ	C	0.43	UJ	C	0.43	UJ	C	0.43	UJ	C
1,2,3-TRIMETHYLBENZENE		0.0059	U		0.0059	U		0.0059	U		0.0059	U	
1,2,4-TRICHLOROBENZENE		0.15	U		0.15	U		0.15	U		0.15	U	
1,2,4-TRIMETHYLBENZENE		0.12	U		0.12	U		0.12	U		0.12	U	
1,2-DIBROMO-3-CHLOROPROPANE		0.67	U		0.67	U		0.67	U		0.67	U	
1,2-DIBROMOETHANE		0.24	U		0.24	U		0.24	U		0.24	U	
1,2-DICHLOROBENZENE		0.13	U		0.13	U		0.13	U		0.13	U	
1,2-DICHLOROETHANE		0.22	U		0.22	U		0.22	U		0.22	U	
1,2-DICHLOROPROPANE		0.18	U		0.18	U		0.18	U		0.18	U	
1,3-DICHLOROBENZENE		0.14	U		0.14	U		0.14	U		0.14	U	
1,3-DICHLOROPROPANE		0.16	U		0.16	U		0.16	U		0.16	U	
1,4-DICHLOROBENZENE		0.13	U		0.13	U		0.13	U		0.13	U	
2,2-DICHLOROPROPANE		0.13	U		0.13	U		0.13	U		0.13	U	
2-BUTANONE		0.57	UJ	C	0.57	UJ	C	0.57	UJ	C	0.57	UJ	C
2-CHLOROETHYL VINYL ETHER		0.99	U		0.99	U		0.99	U		0.99	U	
2-CHLOROTOLUENE		0.11	U		0.11	U		0.11	U		0.11	U	
2-HEXANONE		0.41	UJ	C	0.41	UJ	C	0.41	UJ	C	0.41	UJ	C
4-CHLOROTOLUENE		0.18	U		0.18	U		0.18	U		0.18	U	
4-ISOPROPYLTOLUENE		0.12	U		0.12	U		0.12	U		0.12	U	
4-METHYL-2-PENTANONE		0.32	UJ	C	0.32	UJ	C	0.32	UJ	C	0.32	UJ	C
ACETONE		2	J	CP	1.9	J	CP	1.8	J	CP	1.7	J	CP
BENZENE		0.13	U		0.13	U		0.13	U		0.13	U	
BROMOBENZENE		0.13	U		0.13	U		0.13	U		0.13	U	
BROMOCHLOROMETHANE		0.29	U		0.29	U		0.29	U		0.29	U	
BROMODICHLOROMETHANE		0.15	U		0.15	U		0.15	U		0.15	U	
BROMOFORM		0.64	U		0.64	U		0.64	U		0.64	U	
BROMOMETHANE		0.41	U		0.41	U		0.41	U		0.41	U	
CARBON DISULFIDE		0.13	U		0.13	U		0.13	U		0.13	U	

PROJ_NO: 06183	NSAMPLE	MSA-SW45A-032714			MSA-SW45B-032714			MSA-SW45C-032714			MSA-SW45D-032714		
SDG: 240-35500-1	LAB_ID	240-35500-33			240-35500-34			240-35500-35			240-35500-36		
FRACTION: OV	SAMP_DATE	3/27/2014			3/27/2014			3/27/2014			3/27/2014		
MEDIA: WATER	QC_TYPE	NM			NM			NM			NM		
	UNITS	UG/L			UG/L			UG/L			UG/L		
	PCT_SOLIDS	0.0			0.0			0.0			0.0		
	DUP_OF												
PARAMETER		RESULT	VQL	QLCD	RESULT	VQL	QLCD	RESULT	VQL	QLCD	RESULT	VQL	QLCD
1,1,1,2-TETRACHLOROETHANE		0.23	U		0.23	U		0.23	U		0.23	U	
1,1,1-TRICHLOROETHANE		0.22	U		0.22	U		0.22	U		0.22	U	
1,1,2,2-TETRACHLOROETHANE		0.18	UJ	C	0.18	UJ	C	0.18	UJ	C	0.18	UJ	C
1,1,2-TRICHLOROTRIFLUOROETHANE		0.28	U		0.28	U		0.28	U		0.28	U	
1,1-DICHLOROETHANE		0.15	U		0.15	U		0.15	U		0.15	U	
1,1-DICHLOROETHENE		0.19	U		0.19	U		0.19	U		0.19	U	
1,1-DICHLOROPROPENE		0.13	U		0.13	U		0.13	U		0.13	U	
1,2,3-TRICHLOROBENZENE		0.17	U		0.17	U		0.17	U		0.17	U	
1,2,3-TRICHLOROPROPANE		0.43	UJ	C	0.43	UJ	C	0.43	UJ	C	0.43	UJ	C
1,2,3-TRIMETHYLBENZENE		0.0059	U		0.0059	U		0.0059	U		0.0059	U	
1,2,4-TRICHLOROBENZENE		0.15	U		0.15	U		0.15	U		0.15	U	
1,2,4-TRIMETHYLBENZENE		0.12	U		0.12	U		0.12	U		0.12	U	
1,2-DIBROMO-3-CHLOROPROPANE		0.67	U		0.67	U		0.67	U		0.67	U	
1,2-DIBROMOETHANE		0.24	U		0.24	U		0.24	U		0.24	U	
1,2-DICHLOROBENZENE		0.13	U		0.13	U		0.13	U		0.13	U	
1,2-DICHLOROETHANE		0.22	U		0.22	U		0.22	U		0.22	U	
1,2-DICHLOROPROPANE		0.18	U		0.18	U		0.18	U		0.18	U	
1,3-DICHLOROBENZENE		0.14	U		0.14	U		0.14	U		0.14	U	
1,3-DICHLOROPROPANE		0.16	U		0.16	U		0.16	U		0.16	U	
1,4-DICHLOROBENZENE		0.13	U		0.13	U		0.13	U		0.13	U	
2,2-DICHLOROPROPANE		0.13	U		0.13	U		0.13	U		0.13	U	
2-BUTANONE		0.57	UJ	C	0.57	UJ	C	0.57	UJ	C	0.57	UJ	C
2-CHLOROETHYL VINYL ETHER		0.99	U		0.99	U		0.99	U		0.99	U	
2-CHLOROTOLUENE		0.11	U		0.11	U		0.11	U		0.11	U	
2-HEXANONE		0.41	UJ	C	0.41	UJ	C	0.41	UJ	C	0.41	UJ	C
4-CHLOROTOLUENE		0.18	U		0.18	U		0.18	U		0.18	U	
4-ISOPROPYLTOLUENE		0.12	U		0.12	U		0.12	U		0.12	U	
4-METHYL-2-PENTANONE		0.32	UJ	C	0.32	UJ	C	0.32	UJ	C	0.32	UJ	C
ACETONE		2.1	J	CP	1.4	J	CP	2	J	CP	1.8	J	CP
BENZENE		0.13	U		0.13	U		0.13	U		0.13	U	
BROMOBENZENE		0.13	U		0.13	U		0.13	U		0.13	U	
BROMOCHLOROMETHANE		0.29	U		0.29	U		0.29	U		0.29	U	
BROMODICHLOROMETHANE		0.15	U		0.15	U		0.15	U		0.15	U	
BROMOFORM		0.64	U		0.64	U		0.64	U		0.64	U	
BROMOMETHANE		0.41	U		0.41	U		0.41	U		0.41	U	
CARBON DISULFIDE		0.13	U		0.13	U		0.13	U		0.13	U	

PROJ_NO: 06183	NSAMPLE	TB-032714
SDG: 240-35500-1	LAB_ID	240-35500-41
FRACTION: OV	SAMP_DATE	3/27/2014
MEDIA: WATER	QC_TYPE	TB
	UNITS	UG/L
	PCT_SOLIDS	0.0
	DUP_OF	

PARAMETER	RESULT	VQL	QLCD
1,1,1,2-TETRACHLOROETHANE	0.23	U	
1,1,1-TRICHLOROETHANE	0.22	U	
1,1,2,2-TETRACHLOROETHANE	0.18	U	
1,1,2-TRICHLOROTRIFLUOROETHANE	0.28	UJ	C
1,1-DICHLOROETHANE	0.15	U	
1,1-DICHLOROETHENE	0.19	U	
1,1-DICHLOROPROPENE	0.13	U	
1,2,3-TRICHLOROBENZENE	0.17	U	
1,2,3-TRICHLOROPROPANE	0.43	U	
1,2,3-TRIMETHYLBENZENE	0.0059	U	
1,2,4-TRICHLOROBENZENE	0.15	U	
1,2,4-TRIMETHYLBENZENE	0.12	U	
1,2-DIBROMO-3-CHLOROPROPANE	0.67	U	
1,2-DIBROMOETHANE	0.24	U	
1,2-DICHLOROBENZENE	0.13	U	
1,2-DICHLOROETHANE	0.22	U	
1,2-DICHLOROPROPANE	0.18	U	
1,3-DICHLOROBENZENE	0.14	U	
1,3-DICHLOROPROPANE	0.16	U	
1,4-DICHLOROBENZENE	0.13	U	
2,2-DICHLOROPROPANE	0.13	U	
2-BUTANONE	0.57	UJ	C
2-CHLOROETHYL VINYL ETHER	0.99	U	
2-CHLOROTOLUENE	0.11	U	
2-HEXANONE	0.41	UJ	C
4-CHLOROTOLUENE	0.18	U	
4-ISOPROPYLTOLUENE	0.12	U	
4-METHYL-2-PENTANONE	0.32	UJ	C
ACETONE	1.1	U	
BENZENE	0.13	U	
BROMOBENZENE	0.13	U	
BROMOCHLOROMETHANE	0.29	U	
BROMODICHLOROMETHANE	0.15	U	
BROMOFORM	0.64	U	
BROMOMETHANE	0.41	U	
CARBON DISULFIDE	0.13	U	

PROJ_NO: 06183	NSAMPLE	EL-SW01A-032714			EL-SW01B-032714			EL-SW01C-032714			EL-SW01D-032714		
SDG: 240-35500-1	LAB_ID	240-35500-37			240-35500-38			240-35500-39			240-35500-40		
FRACTION: OV	SAMP_DATE	3/27/2014			3/27/2014			3/27/2014			3/27/2014		
MEDIA: WATER	QC_TYPE	NM			NM			NM			NM		
	UNITS	UG/L			UG/L			UG/L			UG/L		
	PCT_SOLIDS	0.0			0.0			0.0			0.0		
	DUP_OF												
PARAMETER		RESULT	VQL	QLCD	RESULT	VQL	QLCD	RESULT	VQL	QLCD	RESULT	VQL	QLCD
CARBON TETRACHLORIDE		0.13	U		0.13	U		0.13	U		0.13	U	
CHLOROBENZENE		0.15	U		0.15	U		0.15	U		0.15	U	
CHLORODIBROMOMETHANE		0.18	U		0.18	U		0.18	U		0.18	U	
CHLOROETHANE		0.29	UJ	C	0.29	UJ	C	0.29	UJ	C	0.29	UJ	C
CHLOROFORM		0.16	U		0.16	U		0.16	U		0.16	U	
CHLOROMETHANE		0.3	UJ	C	0.3	UJ	C	0.3	UJ	C	0.3	UJ	C
CIS-1,2-DICHLOROETHENE		0.17	U		0.17	U		0.17	U		0.17	U	
CIS-1,3-DICHLOROPROPENE		0.14	U		0.14	U		0.14	U		0.14	U	
DIBROMOMETHANE		0.28	U		0.28	U		0.28	U		0.28	U	
DICHLORODIFLUOROMETHANE		0.31	U		0.31	U		0.31	U		0.31	U	
DIISOPROPYL ETHER		1.5	U		1.5	U		1.5	U		1.5	U	
ETHYL TERT-BUTYL ETHER		0.11	UJ	C	0.11	UJ	C	0.11	UJ	C	0.11	UJ	C
ETHYLBENZENE		0.17	U		0.17	U		0.17	U		0.17	U	
HEXACHLOROBUTADIENE		0.3	U		0.3	U		0.3	U		0.3	U	
ISOPROPYLBENZENE		0.13	U		0.13	U		0.13	U		0.13	U	
M+P-XYLENES		0.24	U		0.24	U		0.24	U		0.24	U	
METHYL TERT-BUTYL ETHER		0.17	U		0.17	U		0.17	U		0.17	U	
METHYLENE CHLORIDE		0.33	U		0.33	U		0.33	U		0.33	U	
NAPHTHALENE		0.24	UJ	C	0.24	UJ	C	0.24	UJ	C	0.24	UJ	C
N-BUTYLBENZENE		0.12	U		0.12	U		0.12	U		0.12	U	
N-PROPYLBENZENE		0.14	U		0.14	U		0.14	U		0.14	U	
O-XYLENE		0.14	U		0.14	U		0.14	U		0.14	U	
SEC-BUTYLBENZENE		0.13	U		0.13	U		0.13	U		0.13	U	
STYRENE		0.11	U		0.11	U		0.11	U		0.11	U	
TERT-AMYL METHYL ETHER		0.067	U		0.067	U		0.067	U		0.067	U	
TERT-BUTYLBENZENE		0.13	U		0.13	U		0.13	U		0.13	U	
TERTIARY-BUTYL ALCOHOL		3.9	UJ	C	3.9	UJ	C	3.9	UJ	C	3.9	UJ	C
TETRACHLOROETHENE		0.29	U		0.29	U		0.29	U		0.29	U	
TOLUENE		0.13	U		0.13	U		0.13	U		0.13	U	
TOTAL XYLENES		0.14	U		0.14	U		0.14	U		0.14	U	
TRANS-1,2-DICHLOROETHENE		0.19	U		0.19	U		0.19	U		0.19	U	
TRANS-1,3-DICHLOROPROPENE		0.19	UJ	C	0.19	UJ	C	0.19	UJ	C	0.19	UJ	C
TRICHLOROETHENE		0.86	J	P	0.98	J	P	1			1.1		
TRICHLOROFLUOROMETHANE		0.21	U		0.21	U		0.21	U		0.21	U	
VINYL ACETATE		0.19	UJ	C	0.19	UJ	C	0.19	UJ	C	0.19	UJ	C
VINYL CHLORIDE		0.22	U		0.22	U		0.22	U		0.22	U	

PROJ_NO: 06183	NSAMPLE	MSA-SW37A-032714			MSA-SW37B-032714			MSA-SW37C-032714			MSA-SW37D-032714		
SDG: 240-35500-1	LAB_ID	240-35500-1			240-35500-2			240-35500-3			240-35500-4		
FRACTION: OV	SAMP_DATE	3/27/2014			3/27/2014			3/27/2014			3/27/2014		
MEDIA: WATER	QC_TYPE	NM			NM			NM			NM		
	UNITS	UG/L			UG/L			UG/L			UG/L		
	PCT_SOLIDS	0.0			0.0			0.0			0.0		
	DUP_OF												
PARAMETER		RESULT	VQL	QLCD	RESULT	VQL	QLCD	RESULT	VQL	QLCD	RESULT	VQL	QLCD
CARBON TETRACHLORIDE		0.13	U		0.13	U		0.13	U		0.13	U	
CHLOROBENZENE		0.15	U		0.15	U		0.15	U		0.15	U	
CHLORODIBROMOMETHANE		0.18	U		0.18	U		0.18	U		0.18	U	
CHLOROETHANE		0.29	UJ	C	0.29	UJ	C	0.29	UJ	C	0.29	UJ	C
CHLOROFORM		0.16	U		0.16	U		0.16	U		0.16	U	
CHLOROMETHANE		0.3	UJ	C	0.3	UJ	C	0.3	UJ	C	0.3	UJ	C
CIS-1,2-DICHLOROETHENE		7			2.8			1.3			0.84	J	P
CIS-1,3-DICHLOROPROPENE		0.14	U		0.14	U		0.14	U		0.14	U	
DIBROMOMETHANE		0.28	U		0.28	U		0.28	U		0.28	U	
DICHLORODIFLUOROMETHANE		0.31	U		0.31	U		0.31	U		0.31	U	
DIISOPROPYL ETHER		1.5	U		1.5	U		1.5	U		1.5	U	
ETHYL TERT-BUTYL ETHER		0.11	U		0.11	U		0.11	U		0.11	U	
ETHYLBENZENE		0.17	U		0.17	U		0.17	U		0.17	U	
HEXACHLOROBUTADIENE		0.3	U		0.3	U		0.3	U		0.3	U	
ISOPROPYLBENZENE		0.13	U		0.13	U		0.13	U		0.13	U	
M+P-XYLENES		0.35	J	P	0.24	U		0.24	U		0.24	U	
METHYL TERT-BUTYL ETHER		0.17	U		0.17	U		0.17	U		0.17	U	
METHYLENE CHLORIDE		0.33	U		0.33	U		0.33	U		0.33	U	
NAPHTHALENE		0.24	U		0.24	U		0.24	U		0.24	U	
N-BUTYLBENZENE		0.12	U		0.12	U		0.12	U		0.12	U	
N-PROPYLBENZENE		0.14	U		0.14	U		0.14	U		0.14	U	
O-XYLENE		0.14	U		0.14	U		0.14	U		0.14	U	
SEC-BUTYLBENZENE		0.13	U		0.13	U		0.13	U		0.13	U	
STYRENE		0.11	U		0.11	U		0.11	U		0.11	U	
TERT-AMYL METHYL ETHER		0.067	U		0.067	U		0.067	U		0.067	U	
TERT-BUTYLBENZENE		0.13	U		0.13	U		0.13	U		0.13	U	
TERTIARY-BUTYL ALCOHOL		3.9	UJ	C	3.9	UJ	C	3.9	UJ	C	3.9	UJ	C
TETRACHLOROETHENE		0.29	U		0.29	U		0.29	U		0.29	U	
TOLUENE		0.13	U		0.13	U		0.13	U		0.13	U	
TOTAL XYLENES		0.35	J	P	0.14	U		0.14	U		0.14	U	
TRANS-1,2-DICHLOROETHENE		0.19	U		0.19	U		0.19	U		0.19	U	
TRANS-1,3-DICHLOROPROPENE		0.19	U		0.19	U		0.19	U		0.19	U	
TRICHLOROETHENE		13			6			3			1.9		
TRICHLOROFLUOROMETHANE		0.21	U		0.21	U		0.21	U		0.21	U	
VINYL ACETATE		0.19	U		0.19	U		0.19	U		0.19	U	
VINYL CHLORIDE		1.9			0.57			0.25	J	P	0.22	U	

PROJ_NO: 06183	NSAMPLE	MSA-SW38A-032714			MSA-SW38B-032714			MSA-SW38C-032714			MSA-SW38D-032714		
SDG: 240-35500-1	LAB_ID	240-35500-5			240-35500-6			240-35500-7			240-35500-8		
FRACTION: OV	SAMP_DATE	3/27/2014			3/27/2014			3/27/2014			3/27/2014		
MEDIA: WATER	QC_TYPE	NM			NM			NM			NM		
	UNITS	UG/L			UG/L			UG/L			UG/L		
	PCT_SOLIDS	0.0			0.0			0.0			0.0		
	DUP_OF												
PARAMETER		RESULT	VQL	QLCD	RESULT	VQL	QLCD	RESULT	VQL	QLCD	RESULT	VQL	QLCD
CARBON TETRACHLORIDE		0.13	U		0.13	U		0.13	U		0.13	U	
CHLOROBENZENE		0.15	U		0.15	U		0.15	U		0.15	U	
CHLORODIBROMOMETHANE		0.18	U		0.18	U		0.18	U		0.18	U	
CHLOROETHANE		0.29	UJ	C	0.29	UJ	C	0.29	UJ	C	0.29	UJ	C
CHLOROFORM		0.16	U		0.16	U		0.16	U		0.16	U	
CHLOROMETHANE		0.3	UJ	C	0.3	UJ	C	0.3	UJ	C	0.3	UJ	C
CIS-1,2-DICHLOROETHENE		3.9			0.94	J	P	0.17	U		0.17	U	
CIS-1,3-DICHLOROPROPENE		0.14	U		0.14	U		0.14	U		0.14	U	
DIBROMOMETHANE		0.28	U		0.28	U		0.28	U		0.28	U	
DICHLORODIFLUOROMETHANE		0.31	U		0.31	U		0.31	U		0.31	U	
DIISOPROPYL ETHER		1.5	U		1.5	U		1.5	U		1.5	U	
ETHYL TERT-BUTYL ETHER		0.11	U		0.11	U		0.11	U		0.11	U	
ETHYLBENZENE		0.17	U		0.17	U		0.17	U		0.17	U	
HEXACHLOROBUTADIENE		0.3	U		0.3	U		0.3	U		0.3	U	
ISOPROPYLBENZENE		0.13	U		0.13	U		0.13	U		0.13	U	
M+P-XYLENES		1.1	J	P	0.24	U		0.24	U		0.24	U	
METHYL TERT-BUTYL ETHER		0.17	U		0.17	U		0.17	U		0.17	U	
METHYLENE CHLORIDE		0.33	U		0.33	U		0.33	U		0.33	U	
NAPHTHALENE		0.24	U		0.24	U		0.24	U		0.24	U	
N-BUTYLBENZENE		0.12	U		0.12	U		0.12	U		0.12	U	
N-PROPYLBENZENE		0.14	U		0.14	U		0.14	U		0.14	U	
O-XYLENE		0.2	J	P	0.14	U		0.14	U		0.14	U	
SEC-BUTYLBENZENE		0.13	U		0.13	U		0.13	U		0.13	U	
STYRENE		0.11	U		0.11	U		0.11	U		0.11	U	
TERT-AMYL METHYL ETHER		0.067	U		0.067	U		0.067	U		0.067	U	
TERT-BUTYLBENZENE		0.13	U		0.13	U		0.13	U		0.13	U	
TERTIARY-BUTYL ALCOHOL		3.9	UJ	C	3.9	UJ	C	3.9	UJ	C	3.9	UJ	C
TETRACHLOROETHENE		0.29	U		0.29	U		0.29	U		0.29	U	
TOLUENE		0.13	U		0.13	U		0.13	U		0.13	U	
TOTAL XYLENES		1.3	J	P	0.14	U		0.14	U		0.14	U	
TRANS-1,2-DICHLOROETHENE		0.19	U		0.19	U		0.19	U		0.19	U	
TRANS-1,3-DICHLOROPROPENE		0.19	U		0.19	U		0.19	U		0.19	U	
TRICHLOROETHENE		4.8			1.9			1.4			1.3		
TRICHLOROFLUOROMETHANE		0.21	U		0.21	U		0.21	U		0.21	U	
VINYL ACETATE		0.19	U		0.19	U		0.19	U		0.19	U	
VINYL CHLORIDE		0.72			0.22	U		0.22	U		0.22	U	

PROJ_NO: 06183	NSAMPLE	MSA-SW39A-032714			MSA-SW39B-032714			MSA-SW39C-032714			MSA-SW39D-032714		
SDG: 240-35500-1	LAB_ID	240-35500-9			240-35500-10			240-35500-11			240-35500-12		
FRACTION: OV	SAMP_DATE	3/27/2014			3/27/2014			3/27/2014			3/27/2014		
MEDIA: WATER	QC_TYPE	NM			NM			NM			NM		
	UNITS	UG/L			UG/L			UG/L			UG/L		
	PCT_SOLIDS	0.0			0.0			0.0			0.0		
	DUP_OF												

PARAMETER	RESULT	VQL	QLCD	RESULT	VQL	QLCD	RESULT	VQL	QLCD	RESULT	VQL	QLCD
CARBON TETRACHLORIDE	0.13	U		0.13	U		0.13	U		0.13	U	
CHLOROBENZENE	0.15	U		0.15	U		0.15	U		0.15	U	
CHLORODIBROMOMETHANE	0.18	U		0.18	U		0.18	U		0.18	U	
CHLOROETHANE	0.29	UJ	C	0.29	UJ	C	0.29	UJ	C	0.29	UJ	C
CHLOROFORM	0.16	U		0.16	U		0.16	U		0.16	U	
CHLOROMETHANE	0.3	UJ	C	0.3	UJ	C	0.3	UJ	C	0.3	UJ	C
CIS-1,2-DICHLOROETHENE	0.17	U		0.17	U		0.17	U		0.17	U	
CIS-1,3-DICHLOROPROPENE	0.14	U		0.14	U		0.14	U		0.14	U	
DIBROMOMETHANE	0.28	U		0.28	U		0.28	U		0.28	U	
DICHLORODIFLUOROMETHANE	0.31	U		0.31	U		0.31	U		0.31	U	
DIISOPROPYL ETHER	1.5	U		1.5	U		1.5	U		1.5	U	
ETHYL TERT-BUTYL ETHER	0.11	U		0.11	U		0.11	U		0.11	U	
ETHYLBENZENE	0.17	U		0.17	U		0.17	U		0.17	U	
HEXACHLOROBUTADIENE	0.3	U		0.3	U		0.3	U		0.3	U	
ISOPROPYLBENZENE	0.13	U		0.13	U		0.13	U		0.13	U	
M+P-XYLENES	0.24	U		0.24	U		0.24	U		0.24	U	
METHYL TERT-BUTYL ETHER	0.17	U		0.17	U		0.17	U		0.17	U	
METHYLENE CHLORIDE	0.33	U		0.33	U		0.33	U		0.33	U	
NAPHTHALENE	0.24	U		0.24	U		0.24	U		0.24	U	
N-BUTYLBENZENE	0.12	U		0.12	U		0.12	U		0.12	U	
N-PROPYLBENZENE	0.14	U		0.14	U		0.14	U		0.14	U	
O-XYLENE	0.14	U		0.14	U		0.14	U		0.14	U	
SEC-BUTYLBENZENE	0.13	U		0.13	U		0.13	U		0.13	U	
STYRENE	0.11	U		0.11	U		0.11	U		0.11	U	
TERT-AMYL METHYL ETHER	0.067	U		0.067	U		0.067	U		0.067	U	
TERT-BUTYLBENZENE	0.13	U		0.13	U		0.13	U		0.13	U	
TERTIARY-BUTYL ALCOHOL	3.9	UJ	C	3.9	UJ	C	3.9	UJ	C	3.9	UJ	C
TETRACHLOROETHENE	0.29	U		0.29	U		0.29	U		0.29	U	
TOLUENE	0.13	U		0.13	U		0.24	J	P	0.21	J	P
TOTAL XYLENES	0.14	U		0.14	U		0.14	U		0.14	U	
TRANS-1,2-DICHLOROETHENE	0.19	U		0.19	U		0.19	U		0.19	U	
TRANS-1,3-DICHLOROPROPENE	0.19	U		0.19	U		0.19	U		0.19	U	
TRICHLOROETHENE	0.34	J	P	0.38	J	P	0.42	J	P	0.48	J	P
TRICHLOROFLUOROMETHANE	0.21	U		0.21	U		0.21	U		0.21	U	
VINYL ACETATE	0.19	U		0.19	U		0.19	U		0.19	U	
VINYL CHLORIDE	0.22	U		0.22	U		0.22	U		0.22	U	

PROJ_NO: 06183	NSAMPLE	MSA-SW40A-032714			MSA-SW40B-032714			MSA-SW40C-032714			MSA-SW40D-032714		
SDG: 240-35500-1	LAB_ID	240-35500-13			240-35500-14			240-35500-15			240-35500-16		
FRACTION: OV	SAMP_DATE	3/27/2014			3/27/2014			3/27/2014			3/27/2014		
MEDIA: WATER	QC_TYPE	NM			NM			NM			NM		
	UNITS	UG/L			UG/L			UG/L			UG/L		
	PCT_SOLIDS	0.0			0.0			0.0			0.0		
	DUP_OF												
PARAMETER	RESULT	VQL	QLCD	RESULT	VQL	QLCD	RESULT	VQL	QLCD	RESULT	VQL	QLCD
CARBON TETRACHLORIDE	0.13	U		0.13	U		0.13	U		0.13	U	
CHLOROBENZENE	0.15	U		0.15	U		0.15	U		0.15	U	
CHLORODIBROMOMETHANE	0.18	U		0.18	U		0.18	U		0.18	U	
CHLOROETHANE	0.29	UJ	C	0.29	UJ	C	0.29	UJ	C	0.29	UJ	C
CHLOROFORM	0.16	U		0.16	U		0.16	U		0.16	U	
CHLOROMETHANE	0.3	UJ	C	0.3	UJ	C	0.3	UJ	C	0.3	UJ	C
CIS-1,2-DICHLOROETHENE	7.2			2.9			1.6			0.17	U	
CIS-1,3-DICHLOROPROPENE	0.14	U		0.14	U		0.14	U		0.14	U	
DIBROMOMETHANE	0.28	U		0.28	U		0.28	U		0.28	U	
DICHLORODIFLUOROMETHANE	0.31	U		0.31	U		0.31	U		0.31	U	
DIISOPROPYL ETHER	1.5	U		1.5	U		1.5	U		1.5	U	
ETHYL TERT-BUTYL ETHER	0.11	U		0.11	U		0.11	U		0.11	U	
ETHYLBENZENE	0.17	U		0.17	U		0.17	U		0.17	U	
HEXACHLOROBUTADIENE	0.3	U		0.3	U		0.3	U		0.3	U	
ISOPROPYLBENZENE	0.13	U		0.13	U		0.13	U		0.13	U	
M+P-XYLENES	0.52	J	P	0.24	U		0.24	U		0.24	U	
METHYL TERT-BUTYL ETHER	0.17	U		0.17	U		0.17	U		0.17	U	
METHYLENE CHLORIDE	0.33	U		0.33	U		0.33	U		0.33	U	
NAPHTHALENE	0.24	U		0.24	U		0.24	U		0.24	U	
N-BUTYLBENZENE	0.12	U		0.12	U		0.12	U		0.12	U	
N-PROPYLBENZENE	0.14	U		0.14	U		0.14	U		0.14	U	
O-XYLENE	0.14	U		0.14	U		0.14	U		0.14	U	
SEC-BUTYLBENZENE	0.13	U		0.13	U		0.13	U		0.13	U	
STYRENE	0.11	U		0.11	U		0.11	U		0.11	U	
TERT-AMYL METHYL ETHER	0.067	U		0.067	U		0.067	U		0.067	U	
TERT-BUTYLBENZENE	0.13	U		0.13	U		0.13	U		0.13	U	
TERTIARY-BUTYL ALCOHOL	3.9	UJ	C	3.9	UJ	C	3.9	UJ	C	3.9	UJ	C
TETRACHLOROETHENE	0.29	U		0.29	U		0.29	U		0.29	U	
TOLUENE	0.13	U		0.13	U		0.13	U		0.14	J	P
TOTAL XYLENES	0.52	J	P	0.14	U		0.14	U		0.14	U	
TRANS-1,2-DICHLOROETHENE	0.19	U		0.19	U		0.19	U		0.19	U	
TRANS-1,3-DICHLOROPROPENE	0.19	U		0.19	U		0.19	U		0.19	U	
TRICHLOROETHENE	11			5.8			3.7			1.6		
TRICHLOROFLUOROMETHANE	0.21	U		0.21	U		0.21	U		0.21	U	
VINYL ACETATE	0.19	U		0.19	U		0.19	U		0.19	U	
VINYL CHLORIDE	1.1			0.36	J	P	0.27	J	P	0.22	U	

PROJ_NO: 06183	NSAMPLE	MSA-SW41A-032714			MSA-SW41B-032714			MSA-SW41C-032714			MSA-SW41D-032714		
SDG: 240-35500-1	LAB_ID	240-35500-17			240-35500-18			240-35500-19			240-35500-20		
FRACTION: OV	SAMP_DATE	3/27/2014			3/27/2014			3/27/2014			3/27/2014		
MEDIA: WATER	QC_TYPE	NM			NM			NM			NM		
	UNITS	UG/L			UG/L			UG/L			UG/L		
	PCT_SOLIDS	0.0			0.0			0.0			0.0		
	DUP_OF												

PARAMETER	RESULT	VQL	QLCD	RESULT	VQL	QLCD	RESULT	VQL	QLCD	RESULT	VQL	QLCD
CARBON TETRACHLORIDE	0.13	U		0.13	U		0.13	U		0.13	U	
CHLOROBENZENE	0.15	U		0.15	U		0.15	U		0.15	U	
CHLORODIBROMOMETHANE	0.18	U		0.18	U		0.18	U		0.18	U	
CHLOROETHANE	0.29	UJ	C	0.29	UJ	C	0.29	UJ	C	0.29	UJ	C
CHLOROFORM	0.16	U		0.16	U		0.16	U		0.16	U	
CHLOROMETHANE	0.3	UJ	C	0.3	UJ	C	0.3	UJ	C	0.3	UJ	C
CIS-1,2-DICHLOROETHENE	2.5			0.17	U		0.17	U		0.17	U	
CIS-1,3-DICHLOROPROPENE	0.14	U		0.14	U		0.14	U		0.14	U	
DIBROMOMETHANE	0.28	U		0.28	U		0.28	U		0.28	U	
DICHLORODIFLUOROMETHANE	0.31	U		0.31	U		0.31	U		0.31	U	
DIISOPROPYL ETHER	1.5	U		1.5	U		1.5	U		1.5	U	
ETHYL TERT-BUTYL ETHER	0.11	U		0.11	U		0.11	U		0.11	U	
ETHYLBENZENE	0.17	U		0.17	U		0.17	U		0.17	U	
HEXACHLOROBUTADIENE	0.3	U		0.3	U		0.3	U		0.3	U	
ISOPROPYLBENZENE	0.13	U		0.13	U		0.13	U		0.13	U	
M+P-XYLENES	0.24	U		0.24	U		0.24	U		0.24	U	
METHYL TERT-BUTYL ETHER	0.17	U		0.17	U		0.17	U		0.17	U	
METHYLENE CHLORIDE	0.33	U		0.33	U		0.33	U		0.33	U	
NAPHTHALENE	0.24	U		0.24	U		0.24	U		0.24	U	
N-BUTYLBENZENE	0.12	U		0.12	U		0.12	U		0.12	U	
N-PROPYLBENZENE	0.14	U		0.14	U		0.14	U		0.14	U	
O-XYLENE	0.14	U		0.14	U		0.14	U		0.14	U	
SEC-BUTYLBENZENE	0.13	U		0.13	U		0.13	U		0.13	U	
STYRENE	0.11	U		0.11	U		0.11	U		0.11	U	
TERT-AMYL METHYL ETHER	0.067	U		0.067	U		0.067	U		0.067	U	
TERT-BUTYLBENZENE	0.13	U		0.13	U		0.13	U		0.13	U	
TERTIARY-BUTYL ALCOHOL	3.9	UJ	C	3.9	UJ	C	3.9	UJ	C	3.9	UJ	C
TETRACHLOROETHENE	0.29	U		0.29	U		0.29	U		0.29	U	
TOLUENE	0.13	U		0.13	U		0.13	U		0.19	J	P
TOTAL XYLENES	0.14	U		0.14	U		0.14	U		0.14	U	
TRANS-1,2-DICHLOROETHENE	0.19	U		0.19	U		0.19	U		0.19	U	
TRANS-1,3-DICHLOROPROPENE	0.19	U		0.19	U		0.19	U		0.19	U	
TRICHLOROETHENE	3.3			1.3			0.96	J	P	1.6		
TRICHLOROFLUOROMETHANE	0.21	U		0.21	U		0.21	U		0.21	U	
VINYL ACETATE	0.19	U		0.19	U		0.19	U		0.19	U	
VINYL CHLORIDE	0.22	U		0.22	U		0.22	U		0.22	U	

PROJ_NO: 06183	NSAMPLE	MSA-SW42A-032714			MSA-SW42B-032714			MSA-SW42C-032714			MSA-SW42D-032714		
SDG: 240-35500-1	LAB_ID	240-35500-21			240-35500-22			240-35500-23			240-35500-24		
FRACTION: OV	SAMP_DATE	3/27/2014			3/27/2014			3/27/2014			3/27/2014		
MEDIA: WATER	QC_TYPE	NM			NM			NM			NM		
	UNITS	UG/L			UG/L			UG/L			UG/L		
	PCT_SOLIDS	0.0			0.0			0.0			0.0		
	DUP_OF												
PARAMETER		RESULT	VQL	QLCD	RESULT	VQL	QLCD	RESULT	VQL	QLCD	RESULT	VQL	QLCD
CARBON TETRACHLORIDE		0.13	U		0.13	U		0.13	U		0.13	U	
CHLOROBENZENE		0.15	U		0.15	U		0.15	U		0.15	U	
CHLORODIBROMOMETHANE		0.18	U		0.18	U		0.18	U		0.18	U	
CHLOROETHANE		0.29	UJ	C	0.29	UJ	C	0.29	UJ	C	0.29	UJ	C
CHLOROFORM		0.16	U		0.16	U		0.16	U		0.16	U	
CHLOROMETHANE		0.3	UJ	C	0.3	UJ	C	0.3	UJ	C	0.3	UJ	C
CIS-1,2-DICHLOROETHENE		7.3			2.9			2.4			0.17	U	
CIS-1,3-DICHLOROPROPENE		0.14	U		0.14	U		0.14	U		0.14	U	
DIBROMOMETHANE		0.28	U		0.28	U		0.28	U		0.28	U	
DICHLORODIFLUOROMETHANE		0.31	U		0.31	U		0.31	U		0.31	U	
DIISOPROPYL ETHER		1.5	U		1.5	U		1.5	U		1.5	U	
ETHYL TERT-BUTYL ETHER		0.11	UJ	C	0.11	UJ	C	0.11	UJ	C	0.11	UJ	C
ETHYLBENZENE		0.17	U		0.17	U		0.17	U		0.17	U	
HEXACHLOROBUTADIENE		0.3	U		0.3	U		0.3	U		0.3	U	
ISOPROPYLBENZENE		0.13	U		0.13	U		0.13	U		0.13	U	
M+P-XYLENES		0.4	J	P	0.24	U		0.24	U		0.24	U	
METHYL TERT-BUTYL ETHER		0.17	U		0.17	U		0.17	U		0.17	U	
METHYLENE CHLORIDE		0.33	U		0.33	U		0.33	U		0.33	U	
NAPHTHALENE		0.24	UJ	C	0.24	UJ	C	0.24	UJ	C	0.24	UJ	C
N-BUTYLBENZENE		0.12	U		0.12	U		0.12	U		0.12	U	
N-PROPYLBENZENE		0.14	U		0.14	U		0.14	U		0.14	U	
O-XYLENE		0.14	U		0.14	U		0.14	U		0.14	U	
SEC-BUTYLBENZENE		0.13	U		0.13	U		0.13	U		0.13	U	
STYRENE		0.11	U		0.11	U		0.11	U		0.11	U	
TERT-AMYL METHYL ETHER		0.067	U		0.067	U		0.067	U		0.067	U	
TERT-BUTYLBENZENE		0.13	U		0.13	U		0.13	U		0.13	U	
TERTIARY-BUTYL ALCOHOL		3.9	UJ	C	3.9	UJ	C	3.9	UJ	C	3.9	UJ	C
TETRACHLOROETHENE		0.29	U		0.29	U		0.29	U		0.29	U	
TOLUENE		0.13	U		0.13	U		0.13	U		0.13	U	
TOTAL XYLENES		0.4	J	P	0.14	U		0.14	U		0.14	U	
TRANS-1,2-DICHLOROETHENE		0.19	U		0.19	U		0.19	U		0.19	U	
TRANS-1,3-DICHLOROPROPENE		0.19	UJ	C	0.19	UJ	C	0.19	UJ	C	0.19	UJ	C
TRICHLOROETHENE		16			6.5			6			1.5		
TRICHLOROFLUOROMETHANE		0.21	U		0.21	U		0.21	U		0.21	U	
VINYL ACETATE		0.19	UJ	C	0.19	UJ	C	0.19	UJ	C	0.19	UJ	C
VINYL CHLORIDE		1.2			0.51			0.4	J	P	0.22	U	

PROJ_NO: 06183	NSAMPLE	MSA-SW43A-032714			MSA-SW43B-032714			MSA-SW43C-032714			MSA-SW43D-032714		
SDG: 240-35500-1	LAB_ID	240-35500-25			240-35500-26			240-35500-27			240-35500-28		
FRACTION: OV	SAMP_DATE	3/27/2014			3/27/2014			3/27/2014			3/27/2014		
MEDIA: WATER	QC_TYPE	NM			NM			NM			NM		
	UNITS	UG/L			UG/L			UG/L			UG/L		
	PCT_SOLIDS	0.0			0.0			0.0			0.0		
	DUP_OF												

PARAMETER	RESULT	VQL	QLCD	RESULT	VQL	QLCD	RESULT	VQL	QLCD	RESULT	VQL	QLCD
CARBON TETRACHLORIDE	0.13	U		0.13	U		0.13	U		0.13	U	
CHLOROBENZENE	0.15	U		0.15	U		0.15	U		0.15	U	
CHLORODIBROMOMETHANE	0.18	U		0.18	U		0.18	U		0.18	U	
CHLOROETHANE	0.29	UJ	C	0.29	UJ	C	0.29	UJ	C	0.29	UJ	C
CHLOROFORM	0.16	U		0.16	U		0.16	U		0.16	U	
CHLOROMETHANE	0.3	UJ	C	0.3	UJ	C	0.3	UJ	C	0.3	UJ	C
CIS-1,2-DICHLOROETHENE	0.17	U		0.17	U		0.17	U		0.17	U	
CIS-1,3-DICHLOROPROPENE	0.14	U		0.14	U		0.14	U		0.14	U	
DIBROMOMETHANE	0.28	U		0.28	U		0.28	U		0.28	U	
DICHLORODIFLUOROMETHANE	0.31	U		0.31	U		0.31	U		0.31	U	
DIISOPROPYL ETHER	1.5	U		1.5	U		1.5	U		1.5	U	
ETHYL TERT-BUTYL ETHER	0.11	UJ	C	0.11	UJ	C	0.11	UJ	C	0.11	UJ	C
ETHYLBENZENE	0.17	U		0.17	U		0.17	U		0.17	U	
HEXACHLOROBUTADIENE	0.3	U		0.3	U		0.3	U		0.3	U	
ISOPROPYLBENZENE	0.13	U		0.13	U		0.13	U		0.13	U	
M+P-XYLENES	0.24	U		0.24	U		0.24	U		0.24	U	
METHYL TERT-BUTYL ETHER	0.17	U		0.17	U		0.17	U		0.17	U	
METHYLENE CHLORIDE	0.33	U		0.33	U		0.33	U		0.33	U	
NAPHTHALENE	0.24	UJ	C	0.24	UJ	C	0.24	UJ	C	0.24	UJ	C
N-BUTYLBENZENE	0.12	U		0.12	U		0.12	U		0.12	U	
N-PROPYLBENZENE	0.14	U		0.14	U		0.14	U		0.14	U	
O-XYLENE	0.14	U		0.14	U		0.14	U		0.14	U	
SEC-BUTYLBENZENE	0.13	U		0.13	U		0.13	U		0.13	U	
STYRENE	0.11	U		0.11	U		0.11	U		0.11	U	
TERT-AMYL METHYL ETHER	0.067	U		0.067	U		0.067	U		0.067	U	
TERT-BUTYLBENZENE	0.13	U		0.13	U		0.13	U		0.13	U	
TERTIARY-BUTYL ALCOHOL	3.9	UJ	C	3.9	UJ	C	3.9	UJ	C	3.9	UJ	C
TETRACHLOROETHENE	0.29	U		0.29	U		0.29	U		0.29	U	
TOLUENE	0.13	U		0.13	U		0.13	U		0.13	U	
TOTAL XYLENES	0.14	U		0.14	U		0.14	U		0.14	U	
TRANS-1,2-DICHLOROETHENE	0.19	U		0.19	U		0.19	U		0.19	U	
TRANS-1,3-DICHLOROPROPENE	0.19	UJ	C	0.19	UJ	C	0.19	UJ	C	0.19	UJ	C
TRICHLOROETHENE	0.77	J	P	0.89	J	P	0.66	J	P	0.83	J	P
TRICHLOROFLUOROMETHANE	0.21	U		0.21	U		0.21	U		0.21	U	
VINYL ACETATE	0.19	UJ	C	0.19	UJ	C	0.19	UJ	C	0.19	UJ	C
VINYL CHLORIDE	0.22	U		0.22	U		0.22	U		0.22	U	

PROJ_NO: 06183	NSAMPLE	MSA-SW44A-032714			MSA-SW44B-032714			MSA-SW44C-032714			MSA-SW44D-032714		
SDG: 240-35500-1	LAB_ID	240-35500-29			240-35500-30			240-35500-31			240-35500-32		
FRACTION: OV	SAMP_DATE	3/27/2014			3/27/2014			3/27/2014			3/27/2014		
MEDIA: WATER	QC_TYPE	NM			NM			NM			NM		
	UNITS	UG/L			UG/L			UG/L			UG/L		
	PCT_SOLIDS	0.0			0.0			0.0			0.0		
	DUP_OF												

PARAMETER	RESULT	VQL	QLCD	RESULT	VQL	QLCD	RESULT	VQL	QLCD	RESULT	VQL	QLCD
CARBON TETRACHLORIDE	0.13	U		0.13	U		0.13	U		0.13	U	
CHLOROBENZENE	0.15	U		0.15	U		0.15	U		0.15	U	
CHLORODIBROMOMETHANE	0.18	U		0.18	U		0.18	U		0.18	U	
CHLOROETHANE	0.29	UJ	C	0.29	UJ	C	0.29	UJ	C	0.29	UJ	C
CHLOROFORM	0.16	U		0.16	U		0.16	U		0.16	U	
CHLOROMETHANE	0.3	UJ	C	0.3	UJ	C	0.3	UJ	C	0.3	UJ	C
CIS-1,2-DICHLOROETHENE	0.17	U		0.17	U		0.17	U		0.17	U	
CIS-1,3-DICHLOROPROPENE	0.14	U		0.14	U		0.14	U		0.14	U	
DIBROMOMETHANE	0.28	U		0.28	U		0.28	U		0.28	U	
DICHLORODIFLUOROMETHANE	0.31	U		0.31	U		0.31	U		0.31	U	
DIISOPROPYL ETHER	1.5	U		1.5	U		1.5	U		1.5	U	
ETHYL TERT-BUTYL ETHER	0.11	UJ	C	0.11	UJ	C	0.11	UJ	C	0.11	UJ	C
ETHYLBENZENE	0.17	U		0.17	U		0.17	U		0.17	U	
HEXACHLOROBUTADIENE	0.3	U		0.3	U		0.3	U		0.3	U	
ISOPROPYLBENZENE	0.13	U		0.13	U		0.13	U		0.13	U	
M+P-XYLENES	0.24	U		0.24	U		0.24	U		0.24	U	
METHYL TERT-BUTYL ETHER	0.17	U		0.17	U		0.17	U		0.17	U	
METHYLENE CHLORIDE	0.33	U		0.33	U		0.33	U		0.33	U	
NAPHTHALENE	0.24	UJ	C	0.24	UJ	C	0.24	UJ	C	0.24	UJ	C
N-BUTYLBENZENE	0.12	U		0.12	U		0.12	U		0.12	U	
N-PROPYLBENZENE	0.14	U		0.14	U		0.14	U		0.14	U	
O-XYLENE	0.14	U		0.14	U		0.14	U		0.14	U	
SEC-BUTYLBENZENE	0.13	U		0.13	U		0.13	U		0.13	U	
STYRENE	0.11	U		0.11	U		0.11	U		0.11	U	
TERT-AMYL METHYL ETHER	0.067	U		0.067	U		0.067	U		0.067	U	
TERT-BUTYLBENZENE	0.13	U		0.13	U		0.13	U		0.13	U	
TERTIARY-BUTYL ALCOHOL	3.9	UJ	C	3.9	UJ	C	3.9	UJ	C	3.9	UJ	C
TETRACHLOROETHENE	0.29	U		0.29	U		0.29	U		0.29	U	
TOLUENE	0.13	U		0.13	U		0.13	U		0.13	U	
TOTAL XYLENES	0.14	U		0.14	U		0.14	U		0.14	U	
TRANS-1,2-DICHLOROETHENE	0.19	U		0.19	U		0.19	U		0.19	U	
TRANS-1,3-DICHLOROPROPENE	0.19	UJ	C	0.19	UJ	C	0.19	UJ	C	0.19	UJ	C
TRICHLOROETHENE	0.46	J	P	0.48	J	P	0.52	J	P	0.7	J	P
TRICHLOROFLUOROMETHANE	0.21	U		0.21	U		0.21	U		0.21	U	
VINYL ACETATE	0.19	UJ	C	0.19	UJ	C	0.19	UJ	C	0.19	UJ	C
VINYL CHLORIDE	0.22	U		0.22	U		0.22	U		0.22	U	

PROJ_NO: 06183	NSAMPLE	MSA-SW45A-032714			MSA-SW45B-032714			MSA-SW45C-032714			MSA-SW45D-032714		
SDG: 240-35500-1	LAB_ID	240-35500-33			240-35500-34			240-35500-35			240-35500-36		
FRACTION: OV	SAMP_DATE	3/27/2014			3/27/2014			3/27/2014			3/27/2014		
MEDIA: WATER	QC_TYPE	NM			NM			NM			NM		
	UNITS	UG/L			UG/L			UG/L			UG/L		
	PCT_SOLIDS	0.0			0.0			0.0			0.0		
	DUP_OF												
PARAMETER	RESULT	VQL	QLCD	RESULT	VQL	QLCD	RESULT	VQL	QLCD	RESULT	VQL	QLCD
CARBON TETRACHLORIDE	0.13	U		0.13	U		0.13	U		0.13	U	
CHLOROBENZENE	0.15	U		0.15	U		0.15	U		0.15	U	
CHLORODIBROMOMETHANE	0.18	U		0.18	U		0.18	U		0.18	U	
CHLOROETHANE	0.29	UJ	C	0.29	UJ	C	0.29	UJ	C	0.29	UJ	C
CHLOROFORM	0.16	U		0.16	U		0.16	U		0.16	U	
CHLOROMETHANE	0.3	UJ	C	0.3	UJ	C	0.3	UJ	C	0.3	UJ	C
CIS-1,2-DICHLOROETHENE	0.17	U		0.17	U		0.17	U		0.17	U	
CIS-1,3-DICHLOROPROPENE	0.14	U		0.14	U		0.14	U		0.14	U	
DIBROMOMETHANE	0.28	U		0.28	U		0.28	U		0.28	U	
DICHLORODIFLUOROMETHANE	0.31	U		0.31	U		0.31	U		0.31	U	
DIISOPROPYL ETHER	1.5	U		1.5	U		1.5	U		1.5	U	
ETHYL TERT-BUTYL ETHER	0.11	UJ	C	0.11	UJ	C	0.11	UJ	C	0.11	UJ	C
ETHYLBENZENE	0.17	U		0.17	U		0.17	U		0.17	U	
HEXACHLOROBUTADIENE	0.3	U		0.3	U		0.3	U		0.3	U	
ISOPROPYLBENZENE	0.13	U		0.13	U		0.13	U		0.13	U	
M+P-XYLENES	0.24	U		0.24	U		0.24	U		0.24	U	
METHYL TERT-BUTYL ETHER	0.17	U		0.17	U		0.17	U		0.17	U	
METHYLENE CHLORIDE	0.33	U		0.33	U		0.33	U		0.33	U	
NAPHTHALENE	0.24	UJ	C	0.24	UJ	C	0.24	UJ	C	0.24	UJ	C
N-BUTYLBENZENE	0.12	U		0.12	U		0.12	U		0.12	U	
N-PROPYLBENZENE	0.14	U		0.14	U		0.14	U		0.14	U	
O-XYLENE	0.14	U		0.14	U		0.14	U		0.14	U	
SEC-BUTYLBENZENE	0.13	U		0.13	U		0.13	U		0.13	U	
STYRENE	0.11	U		0.11	U		0.11	U		0.11	U	
TERT-AMYL METHYL ETHER	0.067	U		0.067	U		0.067	U		0.067	U	
TERT-BUTYLBENZENE	0.13	U		0.13	U		0.13	U		0.13	U	
TERTIARY-BUTYL ALCOHOL	3.9	UJ	C	3.9	UJ	C	3.9	UJ	C	3.9	UJ	C
TETRACHLOROETHENE	0.29	U		0.29	U		0.29	U		0.29	U	
TOLUENE	0.13	U		0.13	U		0.13	U		0.13	U	
TOTAL XYLENES	0.14	U		0.14	U		0.14	U		0.14	U	
TRANS-1,2-DICHLOROETHENE	0.19	U		0.19	U		0.19	U		0.19	U	
TRANS-1,3-DICHLOROPROPENE	0.19	UJ	C	0.19	UJ	C	0.19	UJ	C	0.19	UJ	C
TRICHLOROETHENE	0.4	J	P	0.42	J	P	0.52	J	P	0.76	J	P
TRICHLOROFLUOROMETHANE	0.21	U		0.21	U		0.21	U		0.21	U	
VINYL ACETATE	0.19	UJ	C	0.19	UJ	C	0.19	UJ	C	0.19	UJ	C
VINYL CHLORIDE	0.22	U		0.22	U		0.22	U		0.22	U	

PROJ_NO: 06183	NSAMPLE	TB-032714
SDG: 240-35500-1	LAB_ID	240-35500-41
FRACTION: OV	SAMP_DATE	3/27/2014
MEDIA: WATER	QC_TYPE	TB
	UNITS	UG/L
	PCT_SOLIDS	0.0
	DUP_OF	

PARAMETER	RESULT	VQL	QLCD
CARBON TETRACHLORIDE	0.13	U	
CHLOROBENZENE	0.15	U	
CHLORODIBROMOMETHANE	0.18	U	
CHLOROETHANE	0.29	U	
CHLOROFORM	0.16	U	
CHLOROMETHANE	0.3	U	
CIS-1,2-DICHLOROETHENE	0.17	U	
CIS-1,3-DICHLOROPROPENE	0.14	U	
DIBROMOMETHANE	0.28	U	
DICHLORODIFLUOROMETHANE	0.31	U	
DIISOPROPYL ETHER	1.5	U	
ETHYL TERT-BUTYL ETHER	0.11	U	
ETHYLBENZENE	0.17	U	
HEXACHLOROBUTADIENE	0.3	U	
ISOPROPYLBENZENE	0.13	U	
M+P-XYLENES	0.24	U	
METHYL TERT-BUTYL ETHER	0.17	U	
METHYLENE CHLORIDE	0.33	U	
NAPHTHALENE	0.24	U	
N-BUTYLBENZENE	0.12	U	
N-PROPYLBENZENE	0.14	U	
O-XYLENE	0.14	U	
SEC-BUTYLBENZENE	0.13	U	
STYRENE	0.11	U	
TERT-AMYL METHYL ETHER	0.067	U	
TERT-BUTYLBENZENE	0.13	U	
TERTIARY-BUTYL ALCOHOL	3.9	UJ	C
TETRACHLOROETHENE	0.29	U	
TOLUENE	0.13	U	
TOTAL XYLENES	0.14	U	
TRANS-1,2-DICHLOROETHENE	0.19	U	
TRANS-1,3-DICHLOROPROPENE	0.19	U	
TRICHLOROETHENE	0.17	U	
TRICHLOROFLUOROMETHANE	0.21	U	
VINYL ACETATE	0.19	UJ	C
VINYL CHLORIDE	0.22	U	

Appendix B

Results as Reported by the Laboratory

FORM I
GC/MS VOA ORGANICS ANALYSIS DATA SHEET

Lab Name: TestAmerica Canton | Job No.: 240-35500-1

SDG No.:

Client Sample ID: EL-SW01A-032714 | Lab Sample ID: 240-35500-37

Matrix: Water | Lab File ID: UXR2023.D

Analysis Method: 8260B | Date Collected: 03/27/2014 11:28

Sample wt/vol: 5(mL) | Date Analyzed: 03/30/2014 00:01

Soil Aliquot Vol: | Dilution Factor: 1

Soil Extract Vol.: | GC Column: DB-624 ID: 0.18(mm)

% Moisture: | Level: (low/med) Low

Analysis Batch No.: 124485 | Units: ug/L

CAS NO.	COMPOUND NAME	RESULT	Q	RL	MDL
630-20-6	1,1,1,2-Tetrachloroethane	1.0	U	1.0	0.23
71-55-6	1,1,1-Trichloroethane	1.0	U	1.0	0.22
79-34-5	1,1,2,2-Tetrachloroethane	1.0	U	1.0	0.18
76-13-1	1,1,2-Trichloro-1,2,2-trichfluoroeth ane	1.0	U	1.0	0.28
75-34-3	1,1-Dichloroethane	1.0	U	1.0	0.15
75-35-4	1,1-Dichloroethene	1.0	U	1.0	0.19
563-58-6	1,1-Dichloropropene	1.0	U	1.0	0.13
87-61-6	1,2,3-Trichlorobenzene	1.0	U	1.0	0.17
96-18-4	1,2,3-Trichloropropane	1.0	U	1.0	0.43
526-73-8	1,2,3-Trimethylbenzene	5.0	U	5.0	0.0059
120-82-1	1,2,4-Trichlorobenzene	1.0	U	1.0	0.15
95-63-6	1,2,4-Trimethylbenzene	1.0	U	1.0	0.12
96-12-8	1,2-Dibromo-3-Chloropropane	5.0	U	5.0	0.67
106-93-4	1,2-Dibromoethane	1.0	U	1.0	0.24
95-50-1	1,2-Dichlorobenzene	1.0	U	1.0	0.13
107-06-2	1,2-Dichloroethane	1.0	U	1.0	0.22
78-87-5	1,2-Dichloropropane	1.0	U	1.0	0.18
541-73-1	1,3-Dichlorobenzene	1.0	U	1.0	0.14
142-28-9	1,3-Dichloropropane	1.0	U	1.0	0.16
106-46-7	1,4-Dichlorobenzene	1.0	U	1.0	0.13
594-20-7	2,2-Dichloropropane	1.0	U	1.0	0.13
78-93-3	2-Butanone	5.0	U	5.0	0.57
110-75-8	2-Chloroethyl vinyl ether	10	U	10	0.99
95-49-8	2-Chlorotoluene	1.0	U	1.0	0.11
591-78-6	2-Hexanone	5.0	U	5.0	0.41
106-43-4	4-Chlorotoluene	1.0	U	1.0	0.18
108-10-1	4-Methyl-2-pentanone	5.0	U	5.0	0.32
67-64-1	Acetone	1.6	J	5.0	1.1
71-43-2	Benzene	1.0	U	1.0	0.13
108-86-1	Bromobenzene	1.0	U	1.0	0.13
74-97-5	Bromochloromethane	1.0	U	1.0	0.29
75-27-4	Bromodichloromethane	1.0	U	1.0	0.15
75-25-2	Bromoform	1.0	U	1.0	0.64
74-83-9	Bromomethane	1.0	U	1.0	0.41
75-15-0	Carbon disulfide	1.0	U	1.0	0.13

FORM I
GC/MS VOA ORGANICS ANALYSIS DATA SHEET

Lab Name: TestAmerica Canton | Job No.: 240-35500-1

SDG No.:

Client Sample ID: EL-SW01A-032714 | Lab Sample ID: 240-35500-37

Matrix: Water | Lab File ID: UXR2023.D

Analysis Method: 8260B | Date Collected: 03/27/2014 11:28

Sample wt/vol: 5(mL) | Date Analyzed: 03/30/2014 00:01

Soil Aliquot Vol: | Dilution Factor: 1

Soil Extract Vol.: | GC Column: DB-624 ID: 0.18(mm)

% Moisture: | Level: (low/med) Low

Analysis Batch No.: 124485 | Units: ug/L

CAS NO.	COMPOUND NAME	RESULT	Q	RL	MDL
56-23-5	Carbon tetrachloride	1.0	U	1.0	0.13
108-90-7	Chlorobenzene	1.0	U	1.0	0.15
75-00-3	Chloroethane	1.0	U	1.0	0.29
67-66-3	Chloroform	1.0	U	1.0	0.16
74-87-3	Chloromethane	1.0	U	1.0	0.30
156-59-2	cis-1,2-Dichloroethene	1.0	U	1.0	0.17
10061-01-5	cis-1,3-Dichloropropene	1.0	U	1.0	0.14
124-48-1	Dibromochloromethane	1.0	U	1.0	0.18
74-95-3	Dibromomethane	1.0	U	1.0	0.28
75-71-8	Dichlorodifluoromethane	1.0	U	1.0	0.31
108-20-3	Diisopropyl ether	5.0	U	5.0	1.5
100-41-4	Ethylbenzene	1.0	U	1.0	0.17
637-92-3	Ethyl-t-butyl ether (ETBE)	5.0	U	5.0	0.11
87-68-3	Hexachlorobutadiene	1.0	U	1.0	0.30
98-82-8	Isopropylbenzene	1.0	U	1.0	0.13
1634-04-4	Methyl tert-butyl ether	1.0	U	1.0	0.17
75-09-2	Methylene Chloride	1.0	U	1.0	0.33
179601-23-1	m-Xylene & p-Xylene	2.0	U	2.0	0.24
91-20-3	Naphthalene	1.0	U	1.0	0.24
104-51-8	n-Butylbenzene	1.0	U	1.0	0.12
103-65-1	n-Propylbenzene	1.0	U	1.0	0.14
95-47-6	o-Xylene	1.0	U	1.0	0.14
99-87-6	p-Isopropyltoluene	1.0	U	1.0	0.12
135-98-8	sec-Butylbenzene	1.0	U	1.0	0.13
100-42-5	Styrene	1.0	U	1.0	0.11
994-05-8	Tert-amyl-methyl ether (TAME)	5.0	U	5.0	0.067
75-65-0	tert-Butyl alcohol	20	U	20	3.9
98-06-6	tert-Butylbenzene	1.0	U	1.0	0.13
127-18-4	Tetrachloroethene	1.0	U	1.0	0.29
108-88-3	Toluene	1.0	U	1.0	0.13
156-60-5	trans-1,2-Dichloroethene	1.0	U	1.0	0.19
10061-02-6	trans-1,3-Dichloropropene	1.0	U	1.0	0.19
79-01-6	Trichloroethene	0.86	J	1.0	0.17
75-69-4	Trichlorofluoromethane	1.0	U	1.0	0.21
108-05-4	Vinyl acetate	2.0	U	2.0	0.19
75-01-4	Vinyl chloride	0.50	U	0.50	0.22

FORM I
GC/MS VOA ORGANICS ANALYSIS DATA SHEET

Lab Name: TestAmerica Canton | Job No.: 240-35500-1

SDG No.:

Client Sample ID: EL-SW01A-032714 | Lab Sample ID: 240-35500-37

Matrix: Water | Lab File ID: UXR2023.D

Analysis Method: 8260B | Date Collected: 03/27/2014 11:28

Sample wt/vol: 5(mL) | Date Analyzed: 03/30/2014 00:01

Soil Aliquot Vol: | Dilution Factor: 1

Soil Extract Vol.: | GC Column: DB-624 ID: 0.18(mm)

% Moisture: | Level: (low/med) Low

Analysis Batch No.: 124485 | Units: ug/L

CAS NO.	COMPOUND NAME	RESULT	Q	RL	MDL
1330-20-7	Xylenes, Total	2.0	U	2.0	0.14

CAS NO.	SURROGATE	%REC	Q	LIMITS
17060-07-0	1,2-Dichloroethane-d4 (Surr)	86		63-129
460-00-4	4-Bromofluorobenzene (Surr)	83		66-120
1868-53-7	Dibromofluoromethane (Surr)	101		75-121
2037-26-5	Toluene-d8 (Surr)	79		74-120

FORM I
GC/MS VOA ORGANICS ANALYSIS DATA SHEET

Lab Name: TestAmerica Canton | Job No.: 240-35500-1

SDG No.:

Client Sample ID: EL-SW01B-032714 | Lab Sample ID: 240-35500-38

Matrix: Water | Lab File ID: UXR2024.D

Analysis Method: 8260B | Date Collected: 03/27/2014 11:36

Sample wt/vol: 5(mL) | Date Analyzed: 03/30/2014 00:24

Soil Aliquot Vol: | Dilution Factor: 1

Soil Extract Vol.: | GC Column: DB-624 ID: 0.18(mm)

% Moisture: | Level: (low/med) Low

Analysis Batch No.: 124485 | Units: ug/L

CAS NO.	COMPOUND NAME	RESULT	Q	RL	MDL
630-20-6	1,1,1,2-Tetrachloroethane	1.0	U	1.0	0.23
71-55-6	1,1,1-Trichloroethane	1.0	U	1.0	0.22
79-34-5	1,1,2,2-Tetrachloroethane	1.0	U	1.0	0.18
76-13-1	1,1,2-Trichloro-1,2,2-trichfluoroeth ane	1.0	U	1.0	0.28
75-34-3	1,1-Dichloroethane	1.0	U	1.0	0.15
75-35-4	1,1-Dichloroethene	1.0	U	1.0	0.19
563-58-6	1,1-Dichloropropene	1.0	U	1.0	0.13
87-61-6	1,2,3-Trichlorobenzene	1.0	U	1.0	0.17
96-18-4	1,2,3-Trichloropropane	1.0	U	1.0	0.43
526-73-8	1,2,3-Trimethylbenzene	5.0	U	5.0	0.0059
120-82-1	1,2,4-Trichlorobenzene	1.0	U	1.0	0.15
95-63-6	1,2,4-Trimethylbenzene	1.0	U	1.0	0.12
96-12-8	1,2-Dibromo-3-Chloropropane	5.0	U	5.0	0.67
106-93-4	1,2-Dibromoethane	1.0	U	1.0	0.24
95-50-1	1,2-Dichlorobenzene	1.0	U	1.0	0.13
107-06-2	1,2-Dichloroethane	1.0	U	1.0	0.22
78-87-5	1,2-Dichloropropane	1.0	U	1.0	0.18
541-73-1	1,3-Dichlorobenzene	1.0	U	1.0	0.14
142-28-9	1,3-Dichloropropane	1.0	U	1.0	0.16
106-46-7	1,4-Dichlorobenzene	1.0	U	1.0	0.13
594-20-7	2,2-Dichloropropane	1.0	U	1.0	0.13
78-93-3	2-Butanone	5.0	U	5.0	0.57
110-75-8	2-Chloroethyl vinyl ether	10	U	10	0.99
95-49-8	2-Chlorotoluene	1.0	U	1.0	0.11
591-78-6	2-Hexanone	5.0	U	5.0	0.41
106-43-4	4-Chlorotoluene	1.0	U	1.0	0.18
108-10-1	4-Methyl-2-pentanone	5.0	U	5.0	0.32
67-64-1	Acetone	1.9	J	5.0	1.1
71-43-2	Benzene	1.0	U	1.0	0.13
108-86-1	Bromobenzene	1.0	U	1.0	0.13
74-97-5	Bromochloromethane	1.0	U	1.0	0.29
75-27-4	Bromodichloromethane	1.0	U	1.0	0.15
75-25-2	Bromoform	1.0	U	1.0	0.64
74-83-9	Bromomethane	1.0	U	1.0	0.41
75-15-0	Carbon disulfide	0.18	J	1.0	0.13

FORM I
GC/MS VOA ORGANICS ANALYSIS DATA SHEET

Lab Name: TestAmerica Canton | Job No.: 240-35500-1

SDG No.:

Client Sample ID: EL-SW01B-032714 | Lab Sample ID: 240-35500-38

Matrix: Water | Lab File ID: UXR2024.D

Analysis Method: 8260B | Date Collected: 03/27/2014 11:36

Sample wt/vol: 5(mL) | Date Analyzed: 03/30/2014 00:24

Soil Aliquot Vol: | Dilution Factor: 1

Soil Extract Vol.: | GC Column: DB-624 ID: 0.18(mm)

% Moisture: | Level: (low/med) Low

Analysis Batch No.: 124485 | Units: ug/L

CAS NO.	COMPOUND NAME	RESULT	Q	RL	MDL
56-23-5	Carbon tetrachloride	1.0	U	1.0	0.13
108-90-7	Chlorobenzene	1.0	U	1.0	0.15
75-00-3	Chloroethane	1.0	U	1.0	0.29
67-66-3	Chloroform	1.0	U	1.0	0.16
74-87-3	Chloromethane	1.0	U	1.0	0.30
156-59-2	cis-1,2-Dichloroethene	1.0	U	1.0	0.17
10061-01-5	cis-1,3-Dichloropropene	1.0	U	1.0	0.14
124-48-1	Dibromochloromethane	1.0	U	1.0	0.18
74-95-3	Dibromomethane	1.0	U	1.0	0.28
75-71-8	Dichlorodifluoromethane	1.0	U	1.0	0.31
108-20-3	Diisopropyl ether	5.0	U	5.0	1.5
100-41-4	Ethylbenzene	1.0	U	1.0	0.17
637-92-3	Ethyl-t-butyl ether (ETBE)	5.0	U	5.0	0.11
87-68-3	Hexachlorobutadiene	1.0	U	1.0	0.30
98-82-8	Isopropylbenzene	1.0	U	1.0	0.13
1634-04-4	Methyl tert-butyl ether	1.0	U	1.0	0.17
75-09-2	Methylene Chloride	1.0	U	1.0	0.33
179601-23-1	m-Xylene & p-Xylene	2.0	U	2.0	0.24
91-20-3	Naphthalene	1.0	U	1.0	0.24
104-51-8	n-Butylbenzene	1.0	U	1.0	0.12
103-65-1	n-Propylbenzene	1.0	U	1.0	0.14
95-47-6	o-Xylene	1.0	U	1.0	0.14
99-87-6	p-Isopropyltoluene	1.0	U	1.0	0.12
135-98-8	sec-Butylbenzene	1.0	U	1.0	0.13
100-42-5	Styrene	1.0	U	1.0	0.11
994-05-8	Tert-amyl-methyl ether (TAME)	5.0	U	5.0	0.067
75-65-0	tert-Butyl alcohol	20	U	20	3.9
98-06-6	tert-Butylbenzene	1.0	U	1.0	0.13
127-18-4	Tetrachloroethene	1.0	U	1.0	0.29
108-88-3	Toluene	1.0	U	1.0	0.13
156-60-5	trans-1,2-Dichloroethene	1.0	U	1.0	0.19
10061-02-6	trans-1,3-Dichloropropene	1.0	U	1.0	0.19
79-01-6	Trichloroethene	0.98	J	1.0	0.17
75-69-4	Trichlorofluoromethane	1.0	U	1.0	0.21
108-05-4	Vinyl acetate	2.0	U	2.0	0.19
75-01-4	Vinyl chloride	0.50	U	0.50	0.22

FORM I
GC/MS VOA ORGANICS ANALYSIS DATA SHEET

Lab Name: TestAmerica Canton | Job No.: 240-35500-1

SDG No.:

Client Sample ID: EL-SW01B-032714 | Lab Sample ID: 240-35500-38

Matrix: Water | Lab File ID: UXR2024.D

Analysis Method: 8260B | Date Collected: 03/27/2014 11:36

Sample wt/vol: 5(mL) | Date Analyzed: 03/30/2014 00:24

Soil Aliquot Vol: | Dilution Factor: 1

Soil Extract Vol.: | GC Column: DB-624 ID: 0.18(mm)

% Moisture: | Level: (low/med) Low

Analysis Batch No.: 124485 | Units: ug/L

CAS NO.	COMPOUND NAME	RESULT	Q	RL	MDL
1330-20-7	Xylenes, Total	2.0	U	2.0	0.14

CAS NO.	SURROGATE	%REC	Q	LIMITS
17060-07-0	1,2-Dichloroethane-d4 (Surr)	86		63-129
460-00-4	4-Bromofluorobenzene (Surr)	83		66-120
1868-53-7	Dibromofluoromethane (Surr)	99		75-121
2037-26-5	Toluene-d8 (Surr)	79		74-120

FORM I
GC/MS VOA ORGANICS ANALYSIS DATA SHEET

Lab Name: TestAmerica Canton | Job No.: 240-35500-1

SDG No.:

Client Sample ID: EL-SW01C-032714 | Lab Sample ID: 240-35500-39

Matrix: Water | Lab File ID: UXR2025.D

Analysis Method: 8260B | Date Collected: 03/27/2014 11:41

Sample wt/vol: 5(mL) | Date Analyzed: 03/30/2014 00:47

Soil Aliquot Vol: | Dilution Factor: 1

Soil Extract Vol.: | GC Column: DB-624 ID: 0.18(mm)

% Moisture: | Level: (low/med) Low

Analysis Batch No.: 124485 | Units: ug/L

CAS NO.	COMPOUND NAME	RESULT	Q	RL	MDL
630-20-6	1,1,1,2-Tetrachloroethane	1.0	U	1.0	0.23
71-55-6	1,1,1-Trichloroethane	1.0	U	1.0	0.22
79-34-5	1,1,2,2-Tetrachloroethane	1.0	U	1.0	0.18
76-13-1	1,1,2-Trichloro-1,2,2-trichfluoroeth ane	1.0	U	1.0	0.28
75-34-3	1,1-Dichloroethane	1.0	U	1.0	0.15
75-35-4	1,1-Dichloroethene	1.0	U	1.0	0.19
563-58-6	1,1-Dichloropropene	1.0	U	1.0	0.13
87-61-6	1,2,3-Trichlorobenzene	1.0	U	1.0	0.17
96-18-4	1,2,3-Trichloropropane	1.0	U	1.0	0.43
526-73-8	1,2,3-Trimethylbenzene	5.0	U	5.0	0.0059
120-82-1	1,2,4-Trichlorobenzene	1.0	U	1.0	0.15
95-63-6	1,2,4-Trimethylbenzene	1.0	U	1.0	0.12
96-12-8	1,2-Dibromo-3-Chloropropane	5.0	U	5.0	0.67
106-93-4	1,2-Dibromoethane	1.0	U	1.0	0.24
95-50-1	1,2-Dichlorobenzene	1.0	U	1.0	0.13
107-06-2	1,2-Dichloroethane	1.0	U	1.0	0.22
78-87-5	1,2-Dichloropropane	1.0	U	1.0	0.18
541-73-1	1,3-Dichlorobenzene	1.0	U	1.0	0.14
142-28-9	1,3-Dichloropropane	1.0	U	1.0	0.16
106-46-7	1,4-Dichlorobenzene	1.0	U	1.0	0.13
594-20-7	2,2-Dichloropropane	1.0	U	1.0	0.13
78-93-3	2-Butanone	5.0	U	5.0	0.57
110-75-8	2-Chloroethyl vinyl ether	10	U	10	0.99
95-49-8	2-Chlorotoluene	1.0	U	1.0	0.11
591-78-6	2-Hexanone	5.0	U	5.0	0.41
106-43-4	4-Chlorotoluene	1.0	U	1.0	0.18
108-10-1	4-Methyl-2-pentanone	5.0	U	5.0	0.32
67-64-1	Acetone	1.2	J	5.0	1.1
71-43-2	Benzene	1.0	U	1.0	0.13
108-86-1	Bromobenzene	1.0	U	1.0	0.13
74-97-5	Bromochloromethane	1.0	U	1.0	0.29
75-27-4	Bromodichloromethane	1.0	U	1.0	0.15
75-25-2	Bromoform	1.0	U	1.0	0.64
74-83-9	Bromomethane	1.0	U	1.0	0.41
75-15-0	Carbon disulfide	1.0	U	1.0	0.13

FORM I
GC/MS VOA ORGANICS ANALYSIS DATA SHEET

Lab Name: TestAmerica Canton | Job No.: 240-35500-1

SDG No.:

Client Sample ID: EL-SW01C-032714 | Lab Sample ID: 240-35500-39

Matrix: Water | Lab File ID: UXR2025.D

Analysis Method: 8260B | Date Collected: 03/27/2014 11:41

Sample wt/vol: 5(mL) | Date Analyzed: 03/30/2014 00:47

Soil Aliquot Vol: | Dilution Factor: 1

Soil Extract Vol.: | GC Column: DB-624 ID: 0.18(mm)

% Moisture: | Level: (low/med) Low

Analysis Batch No.: 124485 | Units: ug/L

CAS NO.	COMPOUND NAME	RESULT	Q	RL	MDL
56-23-5	Carbon tetrachloride	1.0	U	1.0	0.13
108-90-7	Chlorobenzene	1.0	U	1.0	0.15
75-00-3	Chloroethane	1.0	U	1.0	0.29
67-66-3	Chloroform	1.0	U	1.0	0.16
74-87-3	Chloromethane	1.0	U	1.0	0.30
156-59-2	cis-1,2-Dichloroethene	1.0	U	1.0	0.17
10061-01-5	cis-1,3-Dichloropropene	1.0	U	1.0	0.14
124-48-1	Dibromochloromethane	1.0	U	1.0	0.18
74-95-3	Dibromomethane	1.0	U	1.0	0.28
75-71-8	Dichlorodifluoromethane	1.0	U	1.0	0.31
108-20-3	Diisopropyl ether	5.0	U	5.0	1.5
100-41-4	Ethylbenzene	1.0	U	1.0	0.17
637-92-3	Ethyl-t-butyl ether (ETBE)	5.0	U	5.0	0.11
87-68-3	Hexachlorobutadiene	1.0	U	1.0	0.30
98-82-8	Isopropylbenzene	1.0	U	1.0	0.13
1634-04-4	Methyl tert-butyl ether	1.0	U	1.0	0.17
75-09-2	Methylene Chloride	1.0	U	1.0	0.33
179601-23-1	m-Xylene & p-Xylene	2.0	U	2.0	0.24
91-20-3	Naphthalene	1.0	U	1.0	0.24
104-51-8	n-Butylbenzene	1.0	U	1.0	0.12
103-65-1	n-Propylbenzene	1.0	U	1.0	0.14
95-47-6	o-Xylene	1.0	U	1.0	0.14
99-87-6	p-Isopropyltoluene	1.0	U	1.0	0.12
135-98-8	sec-Butylbenzene	1.0	U	1.0	0.13
100-42-5	Styrene	1.0	U	1.0	0.11
994-05-8	Tert-amyl-methyl ether (TAME)	5.0	U	5.0	0.067
75-65-0	tert-Butyl alcohol	20	U	20	3.9
98-06-6	tert-Butylbenzene	1.0	U	1.0	0.13
127-18-4	Tetrachloroethene	1.0	U	1.0	0.29
108-88-3	Toluene	1.0	U	1.0	0.13
156-60-5	trans-1,2-Dichloroethene	1.0	U	1.0	0.19
10061-02-6	trans-1,3-Dichloropropene	1.0	U	1.0	0.19
79-01-6	Trichloroethene	1.0		1.0	0.17
75-69-4	Trichlorofluoromethane	1.0	U	1.0	0.21
108-05-4	Vinyl acetate	2.0	U	2.0	0.19
75-01-4	Vinyl chloride	0.50	U	0.50	0.22

FORM I
GC/MS VOA ORGANICS ANALYSIS DATA SHEET

Lab Name: TestAmerica Canton Job No.: 240-35500-1

SDG No.:

Client Sample ID: EL-SW01C-032714 Lab Sample ID: 240-35500-39

Matrix: Water Lab File ID: UXR2025.D

Analysis Method: 8260B Date Collected: 03/27/2014 11:41

Sample wt/vol: 5(mL) Date Analyzed: 03/30/2014 00:47

Soil Aliquot Vol: Dilution Factor: 1

Soil Extract Vol.: GC Column: DB-624 ID: 0.18(mm)

% Moisture: Level: (low/med) Low

Analysis Batch No.: 124485 Units: ug/L

CAS NO.	COMPOUND NAME	RESULT	Q	RL	MDL
1330-20-7	Xylenes, Total	2.0	U	2.0	0.14

CAS NO.	SURROGATE	%REC	Q	LIMITS
17060-07-0	1,2-Dichloroethane-d4 (Surr)	87		63-129
460-00-4	4-Bromofluorobenzene (Surr)	83		66-120
1868-53-7	Dibromofluoromethane (Surr)	102		75-121
2037-26-5	Toluene-d8 (Surr)	82		74-120

FORM I
GC/MS VOA ORGANICS ANALYSIS DATA SHEET

Lab Name: TestAmerica Canton | Job No.: 240-35500-1

SDG No.:

Client Sample ID: EL-SW01D-032714 | Lab Sample ID: 240-35500-40

Matrix: Water | Lab File ID: UXR2026.D

Analysis Method: 8260B | Date Collected: 03/27/2014 11:45

Sample wt/vol: 5(mL) | Date Analyzed: 03/30/2014 01:09

Soil Aliquot Vol: | Dilution Factor: 1

Soil Extract Vol.: | GC Column: DB-624 ID: 0.18(mm)

% Moisture: | Level: (low/med) Low

Analysis Batch No.: 124485 | Units: ug/L

CAS NO.	COMPOUND NAME	RESULT	Q	RL	MDL
630-20-6	1,1,1,2-Tetrachloroethane	1.0	U	1.0	0.23
71-55-6	1,1,1-Trichloroethane	1.0	U	1.0	0.22
79-34-5	1,1,2,2-Tetrachloroethane	1.0	U	1.0	0.18
76-13-1	1,1,2-Trichloro-1,2,2-trichfluoroeth ane	1.0	U	1.0	0.28
75-34-3	1,1-Dichloroethane	1.0	U	1.0	0.15
75-35-4	1,1-Dichloroethene	1.0	U	1.0	0.19
563-58-6	1,1-Dichloropropene	1.0	U	1.0	0.13
87-61-6	1,2,3-Trichlorobenzene	1.0	U	1.0	0.17
96-18-4	1,2,3-Trichloropropane	1.0	U	1.0	0.43
526-73-8	1,2,3-Trimethylbenzene	5.0	U	5.0	0.0059
120-82-1	1,2,4-Trichlorobenzene	1.0	U	1.0	0.15
95-63-6	1,2,4-Trimethylbenzene	1.0	U	1.0	0.12
96-12-8	1,2-Dibromo-3-Chloropropane	5.0	U	5.0	0.67
106-93-4	1,2-Dibromoethane	1.0	U	1.0	0.24
95-50-1	1,2-Dichlorobenzene	1.0	U	1.0	0.13
107-06-2	1,2-Dichloroethane	1.0	U	1.0	0.22
78-87-5	1,2-Dichloropropane	1.0	U	1.0	0.18
541-73-1	1,3-Dichlorobenzene	1.0	U	1.0	0.14
142-28-9	1,3-Dichloropropane	1.0	U	1.0	0.16
106-46-7	1,4-Dichlorobenzene	1.0	U	1.0	0.13
594-20-7	2,2-Dichloropropane	1.0	U	1.0	0.13
78-93-3	2-Butanone	5.0	U	5.0	0.57
110-75-8	2-Chloroethyl vinyl ether	10	U	10	0.99
95-49-8	2-Chlorotoluene	1.0	U	1.0	0.11
591-78-6	2-Hexanone	5.0	U	5.0	0.41
106-43-4	4-Chlorotoluene	1.0	U	1.0	0.18
108-10-1	4-Methyl-2-pentanone	5.0	U	5.0	0.32
67-64-1	Acetone	1.3	J	5.0	1.1
71-43-2	Benzene	1.0	U	1.0	0.13
108-86-1	Bromobenzene	1.0	U	1.0	0.13
74-97-5	Bromochloromethane	1.0	U	1.0	0.29
75-27-4	Bromodichloromethane	1.0	U	1.0	0.15
75-25-2	Bromoform	1.0	U	1.0	0.64
74-83-9	Bromomethane	1.0	U	1.0	0.41
75-15-0	Carbon disulfide	1.0	U	1.0	0.13

FORM I
GC/MS VOA ORGANICS ANALYSIS DATA SHEET

Lab Name: TestAmerica Canton Job No.: 240-35500-1

SDG No.:

Client Sample ID: EL-SW01D-032714 Lab Sample ID: 240-35500-40

Matrix: Water Lab File ID: UXR2026.D

Analysis Method: 8260B Date Collected: 03/27/2014 11:45

Sample wt/vol: 5(mL) Date Analyzed: 03/30/2014 01:09

Soil Aliquot Vol: Dilution Factor: 1

Soil Extract Vol.: GC Column: DB-624 ID: 0.18(mm)

% Moisture: Level: (low/med) Low

Analysis Batch No.: 124485 Units: ug/L

CAS NO.	COMPOUND NAME	RESULT	Q	RL	MDL
56-23-5	Carbon tetrachloride	1.0	U	1.0	0.13
108-90-7	Chlorobenzene	1.0	U	1.0	0.15
75-00-3	Chloroethane	1.0	U	1.0	0.29
67-66-3	Chloroform	1.0	U	1.0	0.16
74-87-3	Chloromethane	1.0	U	1.0	0.30
156-59-2	cis-1,2-Dichloroethene	1.0	U	1.0	0.17
10061-01-5	cis-1,3-Dichloropropene	1.0	U	1.0	0.14
124-48-1	Dibromochloromethane	1.0	U	1.0	0.18
74-95-3	Dibromomethane	1.0	U	1.0	0.28
75-71-8	Dichlorodifluoromethane	1.0	U	1.0	0.31
108-20-3	Diisopropyl ether	5.0	U	5.0	1.5
100-41-4	Ethylbenzene	1.0	U	1.0	0.17
637-92-3	Ethyl-t-butyl ether (ETBE)	5.0	U	5.0	0.11
87-68-3	Hexachlorobutadiene	1.0	U	1.0	0.30
98-82-8	Isopropylbenzene	1.0	U	1.0	0.13
1634-04-4	Methyl tert-butyl ether	1.0	U	1.0	0.17
75-09-2	Methylene Chloride	1.0	U	1.0	0.33
179601-23-1	m-Xylene & p-Xylene	2.0	U	2.0	0.24
91-20-3	Naphthalene	1.0	U	1.0	0.24
104-51-8	n-Butylbenzene	1.0	U	1.0	0.12
103-65-1	n-Propylbenzene	1.0	U	1.0	0.14
95-47-6	o-Xylene	1.0	U	1.0	0.14
99-87-6	p-Isopropyltoluene	1.0	U	1.0	0.12
135-98-8	sec-Butylbenzene	1.0	U	1.0	0.13
100-42-5	Styrene	1.0	U	1.0	0.11
994-05-8	Tert-amyl-methyl ether (TAME)	5.0	U	5.0	0.067
75-65-0	tert-Butyl alcohol	20	U	20	3.9
98-06-6	tert-Butylbenzene	1.0	U	1.0	0.13
127-18-4	Tetrachloroethene	1.0	U	1.0	0.29
108-88-3	Toluene	1.0	U	1.0	0.13
156-60-5	trans-1,2-Dichloroethene	1.0	U	1.0	0.19
10061-02-6	trans-1,3-Dichloropropene	1.0	U	1.0	0.19
79-01-6	Trichloroethene	1.1		1.0	0.17
75-69-4	Trichlorofluoromethane	1.0	U	1.0	0.21
108-05-4	Vinyl acetate	2.0	U	2.0	0.19
75-01-4	Vinyl chloride	0.50	U	0.50	0.22

FORM I
GC/MS VOA ORGANICS ANALYSIS DATA SHEET

Lab Name: TestAmerica Canton | Job No.: 240-35500-1

SDG No.:

Client Sample ID: EL-SW01D-032714 | Lab Sample ID: 240-35500-40

Matrix: Water | Lab File ID: UXR2026.D

Analysis Method: 8260B | Date Collected: 03/27/2014 11:45

Sample wt/vol: 5(mL) | Date Analyzed: 03/30/2014 01:09

Soil Aliquot Vol: | Dilution Factor: 1

Soil Extract Vol.: | GC Column: DB-624 ID: 0.18(mm)

% Moisture: | Level: (low/med) Low

Analysis Batch No.: 124485 | Units: ug/L

CAS NO.	COMPOUND NAME	RESULT	Q	RL	MDL
1330-20-7	Xylenes, Total	2.0	U	2.0	0.14

CAS NO.	SURROGATE	%REC	Q	LIMITS
17060-07-0	1,2-Dichloroethane-d4 (Surr)	92		63-129
460-00-4	4-Bromofluorobenzene (Surr)	86		66-120
1868-53-7	Dibromofluoromethane (Surr)	109		75-121
2037-26-5	Toluene-d8 (Surr)	87		74-120

FORM I
GC/MS VOA ORGANICS ANALYSIS DATA SHEET

Lab Name: TestAmerica Canton | Job No.: 240-35500-1

SDG No.:

Client Sample ID: MSA-SW37A-032714 | Lab Sample ID: 240-35500-1

Matrix: Water | Lab File ID: UXR1980.D

Analysis Method: 8260B | Date Collected: 03/27/2014 14:55

Sample wt/vol: 5(mL) | Date Analyzed: 03/28/2014 14:58

Soil Aliquot Vol: | Dilution Factor: 1

Soil Extract Vol.: | GC Column: DB-624 ID: 0.18(mm)

% Moisture: | Level: (low/med) Low

Analysis Batch No.: 124403 | Units: ug/L

CAS NO.	COMPOUND NAME	RESULT	Q	RL	MDL
630-20-6	1,1,1,2-Tetrachloroethane	1.0	U	1.0	0.23
71-55-6	1,1,1-Trichloroethane	1.0	U	1.0	0.22
79-34-5	1,1,2,2-Tetrachloroethane	1.0	U	1.0	0.18
76-13-1	1,1,2-Trichloro-1,2,2-trichfluoroeth ane	1.0	U	1.0	0.28
75-34-3	1,1-Dichloroethane	1.0	U	1.0	0.15
75-35-4	1,1-Dichloroethene	1.0	U	1.0	0.19
563-58-6	1,1-Dichloropropene	1.0	U	1.0	0.13
87-61-6	1,2,3-Trichlorobenzene	1.0	U	1.0	0.17
96-18-4	1,2,3-Trichloropropane	1.0	U	1.0	0.43
526-73-8	1,2,3-Trimethylbenzene	5.0	U	5.0	0.0059
120-82-1	1,2,4-Trichlorobenzene	1.0	U	1.0	0.15
95-63-6	1,2,4-Trimethylbenzene	1.0	U	1.0	0.12
96-12-8	1,2-Dibromo-3-Chloropropane	5.0	U	5.0	0.67
106-93-4	1,2-Dibromoethane	1.0	U	1.0	0.24
95-50-1	1,2-Dichlorobenzene	1.0	U	1.0	0.13
107-06-2	1,2-Dichloroethane	1.0	U	1.0	0.22
78-87-5	1,2-Dichloropropane	1.0	U	1.0	0.18
541-73-1	1,3-Dichlorobenzene	1.0	U	1.0	0.14
142-28-9	1,3-Dichloropropane	1.0	U	1.0	0.16
106-46-7	1,4-Dichlorobenzene	1.0	U	1.0	0.13
594-20-7	2,2-Dichloropropane	1.0	U	1.0	0.13
78-93-3	2-Butanone	5.0	U	5.0	0.57
110-75-8	2-Chloroethyl vinyl ether	10	U	10	0.99
95-49-8	2-Chlorotoluene	1.0	U	1.0	0.11
591-78-6	2-Hexanone	5.0	U	5.0	0.41
106-43-4	4-Chlorotoluene	1.0	U	1.0	0.18
108-10-1	4-Methyl-2-pentanone	5.0	U	5.0	0.32
67-64-1	Acetone	5.0	U	5.0	1.1
71-43-2	Benzene	1.0	U	1.0	0.13
108-86-1	Bromobenzene	1.0	U	1.0	0.13
74-97-5	Bromochloromethane	1.0	U	1.0	0.29
75-27-4	Bromodichloromethane	1.0	U	1.0	0.15
75-25-2	Bromoform	1.0	U	1.0	0.64
74-83-9	Bromomethane	1.0	U	1.0	0.41
75-15-0	Carbon disulfide	1.0	U	1.0	0.13

FORM I
GC/MS VOA ORGANICS ANALYSIS DATA SHEET

Lab Name: TestAmerica Canton | Job No.: 240-35500-1

SDG No.:

Client Sample ID: MSA-SW37A-032714 | Lab Sample ID: 240-35500-1

Matrix: Water | Lab File ID: UXR1980.D

Analysis Method: 8260B | Date Collected: 03/27/2014 14:55

Sample wt/vol: 5(mL) | Date Analyzed: 03/28/2014 14:58

Soil Aliquot Vol: | Dilution Factor: 1

Soil Extract Vol.: | GC Column: DB-624 ID: 0.18(mm)

% Moisture: | Level: (low/med) Low

Analysis Batch No.: 124403 | Units: ug/L

CAS NO.	COMPOUND NAME	RESULT	Q	RL	MDL
56-23-5	Carbon tetrachloride	1.0	U	1.0	0.13
108-90-7	Chlorobenzene	1.0	U	1.0	0.15
75-00-3	Chloroethane	1.0	U	1.0	0.29
67-66-3	Chloroform	1.0	U	1.0	0.16
74-87-3	Chloromethane	1.0	U	1.0	0.30
156-59-2	cis-1,2-Dichloroethene	7.0		1.0	0.17
10061-01-5	cis-1,3-Dichloropropene	1.0	U	1.0	0.14
124-48-1	Dibromochloromethane	1.0	U	1.0	0.18
74-95-3	Dibromomethane	1.0	U	1.0	0.28
75-71-8	Dichlorodifluoromethane	1.0	U	1.0	0.31
108-20-3	Diisopropyl ether	5.0	U	5.0	1.5
100-41-4	Ethylbenzene	1.0	U	1.0	0.17
637-92-3	Ethyl-t-butyl ether (ETBE)	5.0	U	5.0	0.11
87-68-3	Hexachlorobutadiene	1.0	U	1.0	0.30
98-82-8	Isopropylbenzene	1.0	U	1.0	0.13
1634-04-4	Methyl tert-butyl ether	1.0	U	1.0	0.17
75-09-2	Methylene Chloride	1.0	U	1.0	0.33
179601-23-1	m-Xylene & p-Xylene	0.35	J	2.0	0.24
91-20-3	Naphthalene	1.0	U	1.0	0.24
104-51-8	n-Butylbenzene	1.0	U	1.0	0.12
103-65-1	n-Propylbenzene	1.0	U	1.0	0.14
95-47-6	o-Xylene	1.0	U	1.0	0.14
99-87-6	p-Isopropyltoluene	1.0	U	1.0	0.12
135-98-8	sec-Butylbenzene	1.0	U	1.0	0.13
100-42-5	Styrene	1.0	U	1.0	0.11
994-05-8	Tert-amyl-methyl ether (TAME)	5.0	U	5.0	0.067
75-65-0	tert-Butyl alcohol	20	U	20	3.9
98-06-6	tert-Butylbenzene	1.0	U	1.0	0.13
127-18-4	Tetrachloroethene	1.0	U	1.0	0.29
108-88-3	Toluene	1.0	U	1.0	0.13
156-60-5	trans-1,2-Dichloroethene	1.0	U	1.0	0.19
10061-02-6	trans-1,3-Dichloropropene	1.0	U	1.0	0.19
79-01-6	Trichloroethene	13		1.0	0.17
75-69-4	Trichlorofluoromethane	1.0	U	1.0	0.21
108-05-4	Vinyl acetate	2.0	U	2.0	0.19
75-01-4	Vinyl chloride	1.9		0.50	0.22

FORM I
GC/MS VOA ORGANICS ANALYSIS DATA SHEET

Lab Name: TestAmerica Canton Job No.: 240-35500-1

SDG No.:

Client Sample ID: MSA-SW37A-032714 Lab Sample ID: 240-35500-1

Matrix: Water Lab File ID: UXR1980.D

Analysis Method: 8260B Date Collected: 03/27/2014 14:55

Sample wt/vol: 5(mL) Date Analyzed: 03/28/2014 14:58

Soil Aliquot Vol: Dilution Factor: 1

Soil Extract Vol.: GC Column: DB-624 ID: 0.18(mm)

% Moisture: Level: (low/med) Low

Analysis Batch No.: 124403 Units: ug/L

CAS NO.	COMPOUND NAME	RESULT	Q	RL	MDL
1330-20-7	Xylenes, Total	0.35	J	2.0	0.14

CAS NO.	SURROGATE	%REC	Q	LIMITS
17060-07-0	1,2-Dichloroethane-d4 (Surr)	74		63-129
460-00-4	4-Bromofluorobenzene (Surr)	75		66-120
1868-53-7	Dibromofluoromethane (Surr)	87		75-121
2037-26-5	Toluene-d8 (Surr)	76		74-120

FORM I
GC/MS VOA ORGANICS ANALYSIS DATA SHEET

Lab Name: TestAmerica Canton | Job No.: 240-35500-1

SDG No.:

Client Sample ID: MSA-SW37B-032714 | Lab Sample ID: 240-35500-2

Matrix: Water | Lab File ID: UXR1981.D

Analysis Method: 8260B | Date Collected: 03/27/2014 15:00

Sample wt/vol: 5(mL) | Date Analyzed: 03/28/2014 15:21

Soil Aliquot Vol: | Dilution Factor: 1

Soil Extract Vol.: | GC Column: DB-624 ID: 0.18(mm)

% Moisture: | Level: (low/med) Low

Analysis Batch No.: 124403 | Units: ug/L

CAS NO.	COMPOUND NAME	RESULT	Q	RL	MDL
630-20-6	1,1,1,2-Tetrachloroethane	1.0	U	1.0	0.23
71-55-6	1,1,1-Trichloroethane	1.0	U	1.0	0.22
79-34-5	1,1,2,2-Tetrachloroethane	1.0	U	1.0	0.18
76-13-1	1,1,2-Trichloro-1,2,2-trichfluoroeth ane	1.0	U	1.0	0.28
75-34-3	1,1-Dichloroethane	1.0	U	1.0	0.15
75-35-4	1,1-Dichloroethene	1.0	U	1.0	0.19
563-58-6	1,1-Dichloropropene	1.0	U	1.0	0.13
87-61-6	1,2,3-Trichlorobenzene	1.0	U	1.0	0.17
96-18-4	1,2,3-Trichloropropane	1.0	U	1.0	0.43
526-73-8	1,2,3-Trimethylbenzene	5.0	U	5.0	0.0059
120-82-1	1,2,4-Trichlorobenzene	1.0	U	1.0	0.15
95-63-6	1,2,4-Trimethylbenzene	1.0	U	1.0	0.12
96-12-8	1,2-Dibromo-3-Chloropropane	5.0	U	5.0	0.67
106-93-4	1,2-Dibromoethane	1.0	U	1.0	0.24
95-50-1	1,2-Dichlorobenzene	1.0	U	1.0	0.13
107-06-2	1,2-Dichloroethane	1.0	U	1.0	0.22
78-87-5	1,2-Dichloropropane	1.0	U	1.0	0.18
541-73-1	1,3-Dichlorobenzene	1.0	U	1.0	0.14
142-28-9	1,3-Dichloropropane	1.0	U	1.0	0.16
106-46-7	1,4-Dichlorobenzene	1.0	U	1.0	0.13
594-20-7	2,2-Dichloropropane	1.0	U	1.0	0.13
78-93-3	2-Butanone	5.0	U	5.0	0.57
110-75-8	2-Chloroethyl vinyl ether	10	U	10	0.99
95-49-8	2-Chlorotoluene	1.0	U	1.0	0.11
591-78-6	2-Hexanone	5.0	U	5.0	0.41
106-43-4	4-Chlorotoluene	1.0	U	1.0	0.18
108-10-1	4-Methyl-2-pentanone	5.0	U	5.0	0.32
67-64-1	Acetone	1.4	J	5.0	1.1
71-43-2	Benzene	1.0	U	1.0	0.13
108-86-1	Bromobenzene	1.0	U	1.0	0.13
74-97-5	Bromochloromethane	1.0	U	1.0	0.29
75-27-4	Bromodichloromethane	1.0	U	1.0	0.15
75-25-2	Bromoform	1.0	U	1.0	0.64
74-83-9	Bromomethane	1.0	U	1.0	0.41
75-15-0	Carbon disulfide	1.0	U	1.0	0.13

FORM I
GC/MS VOA ORGANICS ANALYSIS DATA SHEET

Lab Name: TestAmerica Canton | Job No.: 240-35500-1

SDG No.:

Client Sample ID: MSA-SW37B-032714 | Lab Sample ID: 240-35500-2

Matrix: Water | Lab File ID: UXR1981.D

Analysis Method: 8260B | Date Collected: 03/27/2014 15:00

Sample wt/vol: 5(mL) | Date Analyzed: 03/28/2014 15:21

Soil Aliquot Vol: | Dilution Factor: 1

Soil Extract Vol.: | GC Column: DB-624 ID: 0.18(mm)

% Moisture: | Level: (low/med) Low

Analysis Batch No.: 124403 | Units: ug/L

CAS NO.	COMPOUND NAME	RESULT	Q	RL	MDL
56-23-5	Carbon tetrachloride	1.0	U	1.0	0.13
108-90-7	Chlorobenzene	1.0	U	1.0	0.15
75-00-3	Chloroethane	1.0	U	1.0	0.29
67-66-3	Chloroform	1.0	U	1.0	0.16
74-87-3	Chloromethane	1.0	U	1.0	0.30
156-59-2	cis-1,2-Dichloroethene	2.8		1.0	0.17
10061-01-5	cis-1,3-Dichloropropene	1.0	U	1.0	0.14
124-48-1	Dibromochloromethane	1.0	U	1.0	0.18
74-95-3	Dibromomethane	1.0	U	1.0	0.28
75-71-8	Dichlorodifluoromethane	1.0	U	1.0	0.31
108-20-3	Diisopropyl ether	5.0	U	5.0	1.5
100-41-4	Ethylbenzene	1.0	U	1.0	0.17
637-92-3	Ethyl-t-butyl ether (ETBE)	5.0	U	5.0	0.11
87-68-3	Hexachlorobutadiene	1.0	U	1.0	0.30
98-82-8	Isopropylbenzene	1.0	U	1.0	0.13
1634-04-4	Methyl tert-butyl ether	1.0	U	1.0	0.17
75-09-2	Methylene Chloride	1.0	U	1.0	0.33
179601-23-1	m-Xylene & p-Xylene	2.0	U	2.0	0.24
91-20-3	Naphthalene	1.0	U	1.0	0.24
104-51-8	n-Butylbenzene	1.0	U	1.0	0.12
103-65-1	n-Propylbenzene	1.0	U	1.0	0.14
95-47-6	o-Xylene	1.0	U	1.0	0.14
99-87-6	p-Isopropyltoluene	1.0	U	1.0	0.12
135-98-8	sec-Butylbenzene	1.0	U	1.0	0.13
100-42-5	Styrene	1.0	U	1.0	0.11
994-05-8	Tert-amyl-methyl ether (TAME)	5.0	U	5.0	0.067
75-65-0	tert-Butyl alcohol	20	U	20	3.9
98-06-6	tert-Butylbenzene	1.0	U	1.0	0.13
127-18-4	Tetrachloroethene	1.0	U	1.0	0.29
108-88-3	Toluene	1.0	U	1.0	0.13
156-60-5	trans-1,2-Dichloroethene	1.0	U	1.0	0.19
10061-02-6	trans-1,3-Dichloropropene	1.0	U	1.0	0.19
79-01-6	Trichloroethene	6.0		1.0	0.17
75-69-4	Trichlorofluoromethane	1.0	U	1.0	0.21
108-05-4	Vinyl acetate	2.0	U	2.0	0.19
75-01-4	Vinyl chloride	0.57		0.50	0.22

FORM I
GC/MS VOA ORGANICS ANALYSIS DATA SHEET

Lab Name: TestAmerica Canton | Job No.: 240-35500-1

SDG No.:

Client Sample ID: MSA-SW37B-032714 | Lab Sample ID: 240-35500-2

Matrix: Water | Lab File ID: UXR1981.D

Analysis Method: 8260B | Date Collected: 03/27/2014 15:00

Sample wt/vol: 5(mL) | Date Analyzed: 03/28/2014 15:21

Soil Aliquot Vol: | Dilution Factor: 1

Soil Extract Vol.: | GC Column: DB-624 ID: 0.18(mm)

% Moisture: | Level: (low/med) Low

Analysis Batch No.: 124403 | Units: ug/L

CAS NO.	COMPOUND NAME	RESULT	Q	RL	MDL
1330-20-7	Xylenes, Total	2.0	U	2.0	0.14

CAS NO.	SURROGATE	%REC	Q	LIMITS
17060-07-0	1,2-Dichloroethane-d4 (Surr)	83		63-129
460-00-4	4-Bromofluorobenzene (Surr)	82		66-120
1868-53-7	Dibromofluoromethane (Surr)	97		75-121
2037-26-5	Toluene-d8 (Surr)	81		74-120

FORM I
GC/MS VOA ORGANICS ANALYSIS DATA SHEET

Lab Name: TestAmerica Canton | Job No.: 240-35500-1

SDG No.:

Client Sample ID: MSA-SW37C-032714 | Lab Sample ID: 240-35500-3

Matrix: Water | Lab File ID: UXR1982.D

Analysis Method: 8260B | Date Collected: 03/27/2014 15:05

Sample wt/vol: 5(mL) | Date Analyzed: 03/28/2014 15:44

Soil Aliquot Vol: | Dilution Factor: 1

Soil Extract Vol.: | GC Column: DB-624 ID: 0.18(mm)

% Moisture: | Level: (low/med) Low

Analysis Batch No.: 124403 | Units: ug/L

CAS NO.	COMPOUND NAME	RESULT	Q	RL	MDL
630-20-6	1,1,1,2-Tetrachloroethane	1.0	U	1.0	0.23
71-55-6	1,1,1-Trichloroethane	1.0	U	1.0	0.22
79-34-5	1,1,2,2-Tetrachloroethane	1.0	U	1.0	0.18
76-13-1	1,1,2-Trichloro-1,2,2-trichfluoroeth ane	1.0	U	1.0	0.28
75-34-3	1,1-Dichloroethane	1.0	U	1.0	0.15
75-35-4	1,1-Dichloroethene	1.0	U	1.0	0.19
563-58-6	1,1-Dichloropropene	1.0	U	1.0	0.13
87-61-6	1,2,3-Trichlorobenzene	1.0	U	1.0	0.17
96-18-4	1,2,3-Trichloropropane	1.0	U	1.0	0.43
526-73-8	1,2,3-Trimethylbenzene	5.0	U	5.0	0.0059
120-82-1	1,2,4-Trichlorobenzene	1.0	U	1.0	0.15
95-63-6	1,2,4-Trimethylbenzene	1.0	U	1.0	0.12
96-12-8	1,2-Dibromo-3-Chloropropane	5.0	U	5.0	0.67
106-93-4	1,2-Dibromoethane	1.0	U	1.0	0.24
95-50-1	1,2-Dichlorobenzene	1.0	U	1.0	0.13
107-06-2	1,2-Dichloroethane	1.0	U	1.0	0.22
78-87-5	1,2-Dichloropropane	1.0	U	1.0	0.18
541-73-1	1,3-Dichlorobenzene	1.0	U	1.0	0.14
142-28-9	1,3-Dichloropropane	1.0	U	1.0	0.16
106-46-7	1,4-Dichlorobenzene	1.0	U	1.0	0.13
594-20-7	2,2-Dichloropropane	1.0	U	1.0	0.13
78-93-3	2-Butanone	5.0	U	5.0	0.57
110-75-8	2-Chloroethyl vinyl ether	10	U	10	0.99
95-49-8	2-Chlorotoluene	1.0	U	1.0	0.11
591-78-6	2-Hexanone	5.0	U	5.0	0.41
106-43-4	4-Chlorotoluene	1.0	U	1.0	0.18
108-10-1	4-Methyl-2-pentanone	5.0	U	5.0	0.32
67-64-1	Acetone	5.0	U	5.0	1.1
71-43-2	Benzene	1.0	U	1.0	0.13
108-86-1	Bromobenzene	1.0	U	1.0	0.13
74-97-5	Bromochloromethane	1.0	U	1.0	0.29
75-27-4	Bromodichloromethane	1.0	U	1.0	0.15
75-25-2	Bromoform	1.0	U	1.0	0.64
74-83-9	Bromomethane	1.0	U	1.0	0.41
75-15-0	Carbon disulfide	1.0	U	1.0	0.13

FORM I
GC/MS VOA ORGANICS ANALYSIS DATA SHEET

Lab Name: TestAmerica Canton | Job No.: 240-35500-1

SDG No.:

Client Sample ID: MSA-SW37C-032714 | Lab Sample ID: 240-35500-3

Matrix: Water | Lab File ID: UXR1982.D

Analysis Method: 8260B | Date Collected: 03/27/2014 15:05

Sample wt/vol: 5(mL) | Date Analyzed: 03/28/2014 15:44

Soil Aliquot Vol: | Dilution Factor: 1

Soil Extract Vol.: | GC Column: DB-624 ID: 0.18(mm)

% Moisture: | Level: (low/med) Low

Analysis Batch No.: 124403 | Units: ug/L

CAS NO.	COMPOUND NAME	RESULT	Q	RL	MDL
56-23-5	Carbon tetrachloride	1.0	U	1.0	0.13
108-90-7	Chlorobenzene	1.0	U	1.0	0.15
75-00-3	Chloroethane	1.0	U	1.0	0.29
67-66-3	Chloroform	1.0	U	1.0	0.16
74-87-3	Chloromethane	1.0	U	1.0	0.30
156-59-2	cis-1,2-Dichloroethene	1.3		1.0	0.17
10061-01-5	cis-1,3-Dichloropropene	1.0	U	1.0	0.14
124-48-1	Dibromochloromethane	1.0	U	1.0	0.18
74-95-3	Dibromomethane	1.0	U	1.0	0.28
75-71-8	Dichlorodifluoromethane	1.0	U	1.0	0.31
108-20-3	Diisopropyl ether	5.0	U	5.0	1.5
100-41-4	Ethylbenzene	1.0	U	1.0	0.17
637-92-3	Ethyl-t-butyl ether (ETBE)	5.0	U	5.0	0.11
87-68-3	Hexachlorobutadiene	1.0	U	1.0	0.30
98-82-8	Isopropylbenzene	1.0	U	1.0	0.13
1634-04-4	Methyl tert-butyl ether	1.0	U	1.0	0.17
75-09-2	Methylene Chloride	1.0	U	1.0	0.33
179601-23-1	m-Xylene & p-Xylene	2.0	U	2.0	0.24
91-20-3	Naphthalene	1.0	U	1.0	0.24
104-51-8	n-Butylbenzene	1.0	U	1.0	0.12
103-65-1	n-Propylbenzene	1.0	U	1.0	0.14
95-47-6	o-Xylene	1.0	U	1.0	0.14
99-87-6	p-Isopropyltoluene	1.0	U	1.0	0.12
135-98-8	sec-Butylbenzene	1.0	U	1.0	0.13
100-42-5	Styrene	1.0	U	1.0	0.11
994-05-8	Tert-amyl-methyl ether (TAME)	5.0	U	5.0	0.067
75-65-0	tert-Butyl alcohol	20	U	20	3.9
98-06-6	tert-Butylbenzene	1.0	U	1.0	0.13
127-18-4	Tetrachloroethene	1.0	U	1.0	0.29
108-88-3	Toluene	1.0	U	1.0	0.13
156-60-5	trans-1,2-Dichloroethene	1.0	U	1.0	0.19
10061-02-6	trans-1,3-Dichloropropene	1.0	U	1.0	0.19
79-01-6	Trichloroethene	3.0		1.0	0.17
75-69-4	Trichlorofluoromethane	1.0	U	1.0	0.21
108-05-4	Vinyl acetate	2.0	U	2.0	0.19
75-01-4	Vinyl chloride	0.25	J	0.50	0.22

FORM I
GC/MS VOA ORGANICS ANALYSIS DATA SHEET

Lab Name: TestAmerica Canton Job No.: 240-35500-1

SDG No.:

Client Sample ID: MSA-SW37C-032714 Lab Sample ID: 240-35500-3

Matrix: Water Lab File ID: UXR1982.D

Analysis Method: 8260B Date Collected: 03/27/2014 15:05

Sample wt/vol: 5(mL) Date Analyzed: 03/28/2014 15:44

Soil Aliquot Vol: Dilution Factor: 1

Soil Extract Vol.: GC Column: DB-624 ID: 0.18(mm)

% Moisture: Level: (low/med) Low

Analysis Batch No.: 124403 Units: ug/L

CAS NO.	COMPOUND NAME	RESULT	Q	RL	MDL
1330-20-7	Xylenes, Total	2.0	U	2.0	0.14

CAS NO.	SURROGATE	%REC	Q	LIMITS
17060-07-0	1,2-Dichloroethane-d4 (Surr)	81		63-129
460-00-4	4-Bromofluorobenzene (Surr)	82		66-120
1868-53-7	Dibromofluoromethane (Surr)	94		75-121
2037-26-5	Toluene-d8 (Surr)	81		74-120

FORM I
GC/MS VOA ORGANICS ANALYSIS DATA SHEET

Lab Name: TestAmerica Canton | Job No.: 240-35500-1

SDG No.:

Client Sample ID: MSA-SW37D-032714 | Lab Sample ID: 240-35500-4

Matrix: Water | Lab File ID: UXR1983.D

Analysis Method: 8260B | Date Collected: 03/27/2014 15:09

Sample wt/vol: 5(mL) | Date Analyzed: 03/28/2014 16:07

Soil Aliquot Vol: | Dilution Factor: 1

Soil Extract Vol.: | GC Column: DB-624 ID: 0.18(mm)

% Moisture: | Level: (low/med) Low

Analysis Batch No.: 124403 | Units: ug/L

CAS NO.	COMPOUND NAME	RESULT	Q	RL	MDL
630-20-6	1,1,1,2-Tetrachloroethane	1.0	U	1.0	0.23
71-55-6	1,1,1-Trichloroethane	1.0	U	1.0	0.22
79-34-5	1,1,2,2-Tetrachloroethane	1.0	U	1.0	0.18
76-13-1	1,1,2-Trichloro-1,2,2-trichfluoroeth ane	1.0	U	1.0	0.28
75-34-3	1,1-Dichloroethane	1.0	U	1.0	0.15
75-35-4	1,1-Dichloroethene	1.0	U	1.0	0.19
563-58-6	1,1-Dichloropropene	1.0	U	1.0	0.13
87-61-6	1,2,3-Trichlorobenzene	1.0	U	1.0	0.17
96-18-4	1,2,3-Trichloropropane	1.0	U	1.0	0.43
526-73-8	1,2,3-Trimethylbenzene	5.0	U	5.0	0.0059
120-82-1	1,2,4-Trichlorobenzene	1.0	U	1.0	0.15
95-63-6	1,2,4-Trimethylbenzene	1.0	U	1.0	0.12
96-12-8	1,2-Dibromo-3-Chloropropane	5.0	U	5.0	0.67
106-93-4	1,2-Dibromoethane	1.0	U	1.0	0.24
95-50-1	1,2-Dichlorobenzene	1.0	U	1.0	0.13
107-06-2	1,2-Dichloroethane	1.0	U	1.0	0.22
78-87-5	1,2-Dichloropropane	1.0	U	1.0	0.18
541-73-1	1,3-Dichlorobenzene	1.0	U	1.0	0.14
142-28-9	1,3-Dichloropropane	1.0	U	1.0	0.16
106-46-7	1,4-Dichlorobenzene	1.0	U	1.0	0.13
594-20-7	2,2-Dichloropropane	1.0	U	1.0	0.13
78-93-3	2-Butanone	5.0	U	5.0	0.57
110-75-8	2-Chloroethyl vinyl ether	10	U	10	0.99
95-49-8	2-Chlorotoluene	1.0	U	1.0	0.11
591-78-6	2-Hexanone	5.0	U	5.0	0.41
106-43-4	4-Chlorotoluene	1.0	U	1.0	0.18
108-10-1	4-Methyl-2-pentanone	5.0	U	5.0	0.32
67-64-1	Acetone	5.0	U	5.0	1.1
71-43-2	Benzene	1.0	U	1.0	0.13
108-86-1	Bromobenzene	1.0	U	1.0	0.13
74-97-5	Bromochloromethane	1.0	U	1.0	0.29
75-27-4	Bromodichloromethane	1.0	U	1.0	0.15
75-25-2	Bromoform	1.0	U	1.0	0.64
74-83-9	Bromomethane	1.0	U	1.0	0.41
75-15-0	Carbon disulfide	1.0	U	1.0	0.13

FORM I
GC/MS VOA ORGANICS ANALYSIS DATA SHEET

Lab Name: TestAmerica Canton | Job No.: 240-35500-1

SDG No.:

Client Sample ID: MSA-SW37D-032714 | Lab Sample ID: 240-35500-4

Matrix: Water | Lab File ID: UXR1983.D

Analysis Method: 8260B | Date Collected: 03/27/2014 15:09

Sample wt/vol: 5(mL) | Date Analyzed: 03/28/2014 16:07

Soil Aliquot Vol: | Dilution Factor: 1

Soil Extract Vol.: | GC Column: DB-624 ID: 0.18(mm)

% Moisture: | Level: (low/med) Low

Analysis Batch No.: 124403 | Units: ug/L

CAS NO.	COMPOUND NAME	RESULT	Q	RL	MDL
56-23-5	Carbon tetrachloride	1.0	U	1.0	0.13
108-90-7	Chlorobenzene	1.0	U	1.0	0.15
75-00-3	Chloroethane	1.0	U	1.0	0.29
67-66-3	Chloroform	1.0	U	1.0	0.16
74-87-3	Chloromethane	1.0	U	1.0	0.30
156-59-2	cis-1,2-Dichloroethene	0.84	J	1.0	0.17
10061-01-5	cis-1,3-Dichloropropene	1.0	U	1.0	0.14
124-48-1	Dibromochloromethane	1.0	U	1.0	0.18
74-95-3	Dibromomethane	1.0	U	1.0	0.28
75-71-8	Dichlorodifluoromethane	1.0	U	1.0	0.31
108-20-3	Diisopropyl ether	5.0	U	5.0	1.5
100-41-4	Ethylbenzene	1.0	U	1.0	0.17
637-92-3	Ethyl-t-butyl ether (ETBE)	5.0	U	5.0	0.11
87-68-3	Hexachlorobutadiene	1.0	U	1.0	0.30
98-82-8	Isopropylbenzene	1.0	U	1.0	0.13
1634-04-4	Methyl tert-butyl ether	1.0	U	1.0	0.17
75-09-2	Methylene Chloride	1.0	U	1.0	0.33
179601-23-1	m-Xylene & p-Xylene	2.0	U	2.0	0.24
91-20-3	Naphthalene	1.0	U	1.0	0.24
104-51-8	n-Butylbenzene	1.0	U	1.0	0.12
103-65-1	n-Propylbenzene	1.0	U	1.0	0.14
95-47-6	o-Xylene	1.0	U	1.0	0.14
99-87-6	p-Isopropyltoluene	1.0	U	1.0	0.12
135-98-8	sec-Butylbenzene	1.0	U	1.0	0.13
100-42-5	Styrene	1.0	U	1.0	0.11
994-05-8	Tert-amyl-methyl ether (TAME)	5.0	U	5.0	0.067
75-65-0	tert-Butyl alcohol	20	U	20	3.9
98-06-6	tert-Butylbenzene	1.0	U	1.0	0.13
127-18-4	Tetrachloroethene	1.0	U	1.0	0.29
108-88-3	Toluene	1.0	U	1.0	0.13
156-60-5	trans-1,2-Dichloroethene	1.0	U	1.0	0.19
10061-02-6	trans-1,3-Dichloropropene	1.0	U	1.0	0.19
79-01-6	Trichloroethene	1.9		1.0	0.17
75-69-4	Trichlorofluoromethane	1.0	U	1.0	0.21
108-05-4	Vinyl acetate	2.0	U	2.0	0.19
75-01-4	Vinyl chloride	0.50	U	0.50	0.22

FORM I
GC/MS VOA ORGANICS ANALYSIS DATA SHEET

Lab Name: TestAmerica Canton | Job No.: 240-35500-1

SDG No.:

Client Sample ID: MSA-SW37D-032714 | Lab Sample ID: 240-35500-4

Matrix: Water | Lab File ID: UXR1983.D

Analysis Method: 8260B | Date Collected: 03/27/2014 15:09

Sample wt/vol: 5(mL) | Date Analyzed: 03/28/2014 16:07

Soil Aliquot Vol: | Dilution Factor: 1

Soil Extract Vol.: | GC Column: DB-624 ID: 0.18(mm)

% Moisture: | Level: (low/med) Low

Analysis Batch No.: 124403 | Units: ug/L

CAS NO.	COMPOUND NAME	RESULT	Q	RL	MDL
1330-20-7	Xylenes, Total	2.0	U	2.0	0.14

CAS NO.	SURROGATE	%REC	Q	LIMITS
17060-07-0	1,2-Dichloroethane-d4 (Surr)	79		63-129
460-00-4	4-Bromofluorobenzene (Surr)	79		66-120
1868-53-7	Dibromofluoromethane (Surr)	93		75-121
2037-26-5	Toluene-d8 (Surr)	78		74-120

FORM I
GC/MS VOA ORGANICS ANALYSIS DATA SHEET

Lab Name: TestAmerica Canton | Job No.: 240-35500-1

SDG No.:

Client Sample ID: MSA-SW38A-032714 | Lab Sample ID: 240-35500-5

Matrix: Water | Lab File ID: UXR1984.D

Analysis Method: 8260B | Date Collected: 03/27/2014 13:58

Sample wt/vol: 5(mL) | Date Analyzed: 03/28/2014 16:29

Soil Aliquot Vol: | Dilution Factor: 1

Soil Extract Vol.: | GC Column: DB-624 ID: 0.18(mm)

% Moisture: | Level: (low/med) Low

Analysis Batch No.: 124403 | Units: ug/L

CAS NO.	COMPOUND NAME	RESULT	Q	RL	MDL
630-20-6	1,1,1,2-Tetrachloroethane	1.0	U	1.0	0.23
71-55-6	1,1,1-Trichloroethane	1.0	U	1.0	0.22
79-34-5	1,1,2,2-Tetrachloroethane	1.0	U	1.0	0.18
76-13-1	1,1,2-Trichloro-1,2,2-trichfluoroeth ane	1.0	U	1.0	0.28
75-34-3	1,1-Dichloroethane	1.0	U	1.0	0.15
75-35-4	1,1-Dichloroethene	1.0	U	1.0	0.19
563-58-6	1,1-Dichloropropene	1.0	U	1.0	0.13
87-61-6	1,2,3-Trichlorobenzene	1.0	U	1.0	0.17
96-18-4	1,2,3-Trichloropropane	1.0	U	1.0	0.43
526-73-8	1,2,3-Trimethylbenzene	5.0	U	5.0	0.0059
120-82-1	1,2,4-Trichlorobenzene	1.0	U	1.0	0.15
95-63-6	1,2,4-Trimethylbenzene	1.0	U	1.0	0.12
96-12-8	1,2-Dibromo-3-Chloropropane	5.0	U	5.0	0.67
106-93-4	1,2-Dibromoethane	1.0	U	1.0	0.24
95-50-1	1,2-Dichlorobenzene	1.0	U	1.0	0.13
107-06-2	1,2-Dichloroethane	1.0	U	1.0	0.22
78-87-5	1,2-Dichloropropane	1.0	U	1.0	0.18
541-73-1	1,3-Dichlorobenzene	1.0	U	1.0	0.14
142-28-9	1,3-Dichloropropane	1.0	U	1.0	0.16
106-46-7	1,4-Dichlorobenzene	1.0	U	1.0	0.13
594-20-7	2,2-Dichloropropane	1.0	U	1.0	0.13
78-93-3	2-Butanone	5.0	U	5.0	0.57
110-75-8	2-Chloroethyl vinyl ether	10	U	10	0.99
95-49-8	2-Chlorotoluene	1.0	U	1.0	0.11
591-78-6	2-Hexanone	5.0	U	5.0	0.41
106-43-4	4-Chlorotoluene	1.0	U	1.0	0.18
108-10-1	4-Methyl-2-pentanone	5.0	U	5.0	0.32
67-64-1	Acetone	1.6	J	5.0	1.1
71-43-2	Benzene	1.0	U	1.0	0.13
108-86-1	Bromobenzene	1.0	U	1.0	0.13
74-97-5	Bromochloromethane	1.0	U	1.0	0.29
75-27-4	Bromodichloromethane	1.0	U	1.0	0.15
75-25-2	Bromoform	1.0	U	1.0	0.64
74-83-9	Bromomethane	1.0	U	1.0	0.41
75-15-0	Carbon disulfide	1.0	U	1.0	0.13

FORM I
GC/MS VOA ORGANICS ANALYSIS DATA SHEET

Lab Name: TestAmerica Canton | Job No.: 240-35500-1

SDG No.:

Client Sample ID: MSA-SW38A-032714 | Lab Sample ID: 240-35500-5

Matrix: Water | Lab File ID: UXR1984.D

Analysis Method: 8260B | Date Collected: 03/27/2014 13:58

Sample wt/vol: 5(mL) | Date Analyzed: 03/28/2014 16:29

Soil Aliquot Vol: | Dilution Factor: 1

Soil Extract Vol.: | GC Column: DB-624 ID: 0.18(mm)

% Moisture: | Level: (low/med) Low

Analysis Batch No.: 124403 | Units: ug/L

CAS NO.	COMPOUND NAME	RESULT	Q	RL	MDL
56-23-5	Carbon tetrachloride	1.0	U	1.0	0.13
108-90-7	Chlorobenzene	1.0	U	1.0	0.15
75-00-3	Chloroethane	1.0	U	1.0	0.29
67-66-3	Chloroform	1.0	U	1.0	0.16
74-87-3	Chloromethane	1.0	U	1.0	0.30
156-59-2	cis-1,2-Dichloroethene	3.9		1.0	0.17
10061-01-5	cis-1,3-Dichloropropene	1.0	U	1.0	0.14
124-48-1	Dibromochloromethane	1.0	U	1.0	0.18
74-95-3	Dibromomethane	1.0	U	1.0	0.28
75-71-8	Dichlorodifluoromethane	1.0	U	1.0	0.31
108-20-3	Diisopropyl ether	5.0	U	5.0	1.5
100-41-4	Ethylbenzene	1.0	U	1.0	0.17
637-92-3	Ethyl-t-butyl ether (ETBE)	5.0	U	5.0	0.11
87-68-3	Hexachlorobutadiene	1.0	U	1.0	0.30
98-82-8	Isopropylbenzene	1.0	U	1.0	0.13
1634-04-4	Methyl tert-butyl ether	1.0	U	1.0	0.17
75-09-2	Methylene Chloride	1.0	U	1.0	0.33
179601-23-1	m-Xylene & p-Xylene	1.1	J	2.0	0.24
91-20-3	Naphthalene	1.0	U	1.0	0.24
104-51-8	n-Butylbenzene	1.0	U	1.0	0.12
103-65-1	n-Propylbenzene	1.0	U	1.0	0.14
95-47-6	o-Xylene	0.20	J	1.0	0.14
99-87-6	p-Isopropyltoluene	1.0	U	1.0	0.12
135-98-8	sec-Butylbenzene	1.0	U	1.0	0.13
100-42-5	Styrene	1.0	U	1.0	0.11
994-05-8	Tert-amyl-methyl ether (TAME)	5.0	U	5.0	0.067
75-65-0	tert-Butyl alcohol	20	U	20	3.9
98-06-6	tert-Butylbenzene	1.0	U	1.0	0.13
127-18-4	Tetrachloroethene	1.0	U	1.0	0.29
108-88-3	Toluene	1.0	U	1.0	0.13
156-60-5	trans-1,2-Dichloroethene	1.0	U	1.0	0.19
10061-02-6	trans-1,3-Dichloropropene	1.0	U	1.0	0.19
79-01-6	Trichloroethene	4.8		1.0	0.17
75-69-4	Trichlorofluoromethane	1.0	U	1.0	0.21
108-05-4	Vinyl acetate	2.0	U	2.0	0.19
75-01-4	Vinyl chloride	0.72		0.50	0.22

FORM I
GC/MS VOA ORGANICS ANALYSIS DATA SHEET

Lab Name: TestAmerica Canton | Job No.: 240-35500-1

SDG No.:

Client Sample ID: MSA-SW38A-032714 | Lab Sample ID: 240-35500-5

Matrix: Water | Lab File ID: UXR1984.D

Analysis Method: 8260B | Date Collected: 03/27/2014 13:58

Sample wt/vol: 5(mL) | Date Analyzed: 03/28/2014 16:29

Soil Aliquot Vol: | Dilution Factor: 1

Soil Extract Vol.: | GC Column: DB-624 ID: 0.18(mm)

% Moisture: | Level: (low/med) Low

Analysis Batch No.: 124403 | Units: ug/L

CAS NO.	COMPOUND NAME	RESULT	Q	RL	MDL
1330-20-7	Xylenes, Total	1.3	J	2.0	0.14

CAS NO.	SURROGATE	%REC	Q	LIMITS
17060-07-0	1,2-Dichloroethane-d4 (Surr)	87		63-129
460-00-4	4-Bromofluorobenzene (Surr)	90		66-120
1868-53-7	Dibromofluoromethane (Surr)	102		75-121
2037-26-5	Toluene-d8 (Surr)	86		74-120

FORM I
GC/MS VOA ORGANICS ANALYSIS DATA SHEET

Lab Name: TestAmerica Canton | Job No.: 240-35500-1

SDG No.:

Client Sample ID: MSA-SW38B-032714 | Lab Sample ID: 240-35500-6

Matrix: Water | Lab File ID: UXR1985.D

Analysis Method: 8260B | Date Collected: 03/27/2014 14:05

Sample wt/vol: 5(mL) | Date Analyzed: 03/28/2014 16:52

Soil Aliquot Vol: | Dilution Factor: 1

Soil Extract Vol.: | GC Column: DB-624 ID: 0.18(mm)

% Moisture: | Level: (low/med) Low

Analysis Batch No.: 124403 | Units: ug/L

CAS NO.	COMPOUND NAME	RESULT	Q	RL	MDL
630-20-6	1,1,1,2-Tetrachloroethane	1.0	U	1.0	0.23
71-55-6	1,1,1-Trichloroethane	1.0	U	1.0	0.22
79-34-5	1,1,2,2-Tetrachloroethane	1.0	U	1.0	0.18
76-13-1	1,1,2-Trichloro-1,2,2-trichfluoroeth ane	1.0	U	1.0	0.28
75-34-3	1,1-Dichloroethane	1.0	U	1.0	0.15
75-35-4	1,1-Dichloroethene	1.0	U	1.0	0.19
563-58-6	1,1-Dichloropropene	1.0	U	1.0	0.13
87-61-6	1,2,3-Trichlorobenzene	1.0	U	1.0	0.17
96-18-4	1,2,3-Trichloropropane	1.0	U	1.0	0.43
526-73-8	1,2,3-Trimethylbenzene	5.0	U	5.0	0.0059
120-82-1	1,2,4-Trichlorobenzene	1.0	U	1.0	0.15
95-63-6	1,2,4-Trimethylbenzene	1.0	U	1.0	0.12
96-12-8	1,2-Dibromo-3-Chloropropane	5.0	U	5.0	0.67
106-93-4	1,2-Dibromoethane	1.0	U	1.0	0.24
95-50-1	1,2-Dichlorobenzene	1.0	U	1.0	0.13
107-06-2	1,2-Dichloroethane	1.0	U	1.0	0.22
78-87-5	1,2-Dichloropropane	1.0	U	1.0	0.18
541-73-1	1,3-Dichlorobenzene	1.0	U	1.0	0.14
142-28-9	1,3-Dichloropropane	1.0	U	1.0	0.16
106-46-7	1,4-Dichlorobenzene	1.0	U	1.0	0.13
594-20-7	2,2-Dichloropropane	1.0	U	1.0	0.13
78-93-3	2-Butanone	5.0	U	5.0	0.57
110-75-8	2-Chloroethyl vinyl ether	10	U	10	0.99
95-49-8	2-Chlorotoluene	1.0	U	1.0	0.11
591-78-6	2-Hexanone	5.0	U	5.0	0.41
106-43-4	4-Chlorotoluene	1.0	U	1.0	0.18
108-10-1	4-Methyl-2-pentanone	5.0	U	5.0	0.32
67-64-1	Acetone	1.1	J	5.0	1.1
71-43-2	Benzene	1.0	U	1.0	0.13
108-86-1	Bromobenzene	1.0	U	1.0	0.13
74-97-5	Bromochloromethane	1.0	U	1.0	0.29
75-27-4	Bromodichloromethane	1.0	U	1.0	0.15
75-25-2	Bromoform	1.0	U	1.0	0.64
74-83-9	Bromomethane	1.0	U	1.0	0.41
75-15-0	Carbon disulfide	1.0	U	1.0	0.13

FORM I
GC/MS VOA ORGANICS ANALYSIS DATA SHEET

Lab Name: TestAmerica Canton | Job No.: 240-35500-1

SDG No.:

Client Sample ID: MSA-SW38B-032714 | Lab Sample ID: 240-35500-6

Matrix: Water | Lab File ID: UXR1985.D

Analysis Method: 8260B | Date Collected: 03/27/2014 14:05

Sample wt/vol: 5(mL) | Date Analyzed: 03/28/2014 16:52

Soil Aliquot Vol: | Dilution Factor: 1

Soil Extract Vol.: | GC Column: DB-624 ID: 0.18(mm)

% Moisture: | Level: (low/med) Low

Analysis Batch No.: 124403 | Units: ug/L

CAS NO.	COMPOUND NAME	RESULT	Q	RL	MDL
56-23-5	Carbon tetrachloride	1.0	U	1.0	0.13
108-90-7	Chlorobenzene	1.0	U	1.0	0.15
75-00-3	Chloroethane	1.0	U	1.0	0.29
67-66-3	Chloroform	1.0	U	1.0	0.16
74-87-3	Chloromethane	1.0	U	1.0	0.30
156-59-2	cis-1,2-Dichloroethene	0.94	J	1.0	0.17
10061-01-5	cis-1,3-Dichloropropene	1.0	U	1.0	0.14
124-48-1	Dibromochloromethane	1.0	U	1.0	0.18
74-95-3	Dibromomethane	1.0	U	1.0	0.28
75-71-8	Dichlorodifluoromethane	1.0	U	1.0	0.31
108-20-3	Diisopropyl ether	5.0	U	5.0	1.5
100-41-4	Ethylbenzene	1.0	U	1.0	0.17
637-92-3	Ethyl-t-butyl ether (ETBE)	5.0	U	5.0	0.11
87-68-3	Hexachlorobutadiene	1.0	U	1.0	0.30
98-82-8	Isopropylbenzene	1.0	U	1.0	0.13
1634-04-4	Methyl tert-butyl ether	1.0	U	1.0	0.17
75-09-2	Methylene Chloride	1.0	U	1.0	0.33
179601-23-1	m-Xylene & p-Xylene	2.0	U	2.0	0.24
91-20-3	Naphthalene	1.0	U	1.0	0.24
104-51-8	n-Butylbenzene	1.0	U	1.0	0.12
103-65-1	n-Propylbenzene	1.0	U	1.0	0.14
95-47-6	o-Xylene	1.0	U	1.0	0.14
99-87-6	p-Isopropyltoluene	1.0	U	1.0	0.12
135-98-8	sec-Butylbenzene	1.0	U	1.0	0.13
100-42-5	Styrene	1.0	U	1.0	0.11
994-05-8	Tert-amyl-methyl ether (TAME)	5.0	U	5.0	0.067
75-65-0	tert-Butyl alcohol	20	U	20	3.9
98-06-6	tert-Butylbenzene	1.0	U	1.0	0.13
127-18-4	Tetrachloroethene	1.0	U	1.0	0.29
108-88-3	Toluene	1.0	U	1.0	0.13
156-60-5	trans-1,2-Dichloroethene	1.0	U	1.0	0.19
10061-02-6	trans-1,3-Dichloropropene	1.0	U	1.0	0.19
79-01-6	Trichloroethene	1.9		1.0	0.17
75-69-4	Trichlorofluoromethane	1.0	U	1.0	0.21
108-05-4	Vinyl acetate	2.0	U	2.0	0.19
75-01-4	Vinyl chloride	0.50	U	0.50	0.22

FORM I
GC/MS VOA ORGANICS ANALYSIS DATA SHEET

Lab Name: TestAmerica Canton | Job No.: 240-35500-1

SDG No.:

Client Sample ID: MSA-SW38B-032714 | Lab Sample ID: 240-35500-6

Matrix: Water | Lab File ID: UXR1985.D

Analysis Method: 8260B | Date Collected: 03/27/2014 14:05

Sample wt/vol: 5(mL) | Date Analyzed: 03/28/2014 16:52

Soil Aliquot Vol: | Dilution Factor: 1

Soil Extract Vol.: | GC Column: DB-624 ID: 0.18(mm)

% Moisture: | Level: (low/med) Low

Analysis Batch No.: 124403 | Units: ug/L

CAS NO.	COMPOUND NAME	RESULT	Q	RL	MDL
1330-20-7	Xylenes, Total	2.0	U	2.0	0.14

CAS NO.	SURROGATE	%REC	Q	LIMITS
17060-07-0	1,2-Dichloroethane-d4 (Surr)	79		63-129
460-00-4	4-Bromofluorobenzene (Surr)	77		66-120
1868-53-7	Dibromofluoromethane (Surr)	93		75-121
2037-26-5	Toluene-d8 (Surr)	75		74-120

FORM I
GC/MS VOA ORGANICS ANALYSIS DATA SHEET

Lab Name: TestAmerica Canton | Job No.: 240-35500-1

SDG No.:

Client Sample ID: MSA-SW38C-032714 | Lab Sample ID: 240-35500-7

Matrix: Water | Lab File ID: UXR1986.D

Analysis Method: 8260B | Date Collected: 03/27/2014 14:08

Sample wt/vol: 5(mL) | Date Analyzed: 03/28/2014 17:14

Soil Aliquot Vol: | Dilution Factor: 1

Soil Extract Vol.: | GC Column: DB-624 ID: 0.18(mm)

% Moisture: | Level: (low/med) Low

Analysis Batch No.: 124403 | Units: ug/L

CAS NO.	COMPOUND NAME	RESULT	Q	RL	MDL
630-20-6	1,1,1,2-Tetrachloroethane	1.0	U	1.0	0.23
71-55-6	1,1,1-Trichloroethane	1.0	U	1.0	0.22
79-34-5	1,1,2,2-Tetrachloroethane	1.0	U	1.0	0.18
76-13-1	1,1,2-Trichloro-1,2,2-trichfluoroeth ane	1.0	U	1.0	0.28
75-34-3	1,1-Dichloroethane	1.0	U	1.0	0.15
75-35-4	1,1-Dichloroethene	1.0	U	1.0	0.19
563-58-6	1,1-Dichloropropene	1.0	U	1.0	0.13
87-61-6	1,2,3-Trichlorobenzene	1.0	U	1.0	0.17
96-18-4	1,2,3-Trichloropropane	1.0	U	1.0	0.43
526-73-8	1,2,3-Trimethylbenzene	5.0	U	5.0	0.0059
120-82-1	1,2,4-Trichlorobenzene	1.0	U	1.0	0.15
95-63-6	1,2,4-Trimethylbenzene	1.0	U	1.0	0.12
96-12-8	1,2-Dibromo-3-Chloropropane	5.0	U	5.0	0.67
106-93-4	1,2-Dibromoethane	1.0	U	1.0	0.24
95-50-1	1,2-Dichlorobenzene	1.0	U	1.0	0.13
107-06-2	1,2-Dichloroethane	1.0	U	1.0	0.22
78-87-5	1,2-Dichloropropane	1.0	U	1.0	0.18
541-73-1	1,3-Dichlorobenzene	1.0	U	1.0	0.14
142-28-9	1,3-Dichloropropane	1.0	U	1.0	0.16
106-46-7	1,4-Dichlorobenzene	1.0	U	1.0	0.13
594-20-7	2,2-Dichloropropane	1.0	U	1.0	0.13
78-93-3	2-Butanone	5.0	U	5.0	0.57
110-75-8	2-Chloroethyl vinyl ether	10	U	10	0.99
95-49-8	2-Chlorotoluene	1.0	U	1.0	0.11
591-78-6	2-Hexanone	5.0	U	5.0	0.41
106-43-4	4-Chlorotoluene	1.0	U	1.0	0.18
108-10-1	4-Methyl-2-pentanone	5.0	U	5.0	0.32
67-64-1	Acetone	5.0	U	5.0	1.1
71-43-2	Benzene	1.0	U	1.0	0.13
108-86-1	Bromobenzene	1.0	U	1.0	0.13
74-97-5	Bromochloromethane	1.0	U	1.0	0.29
75-27-4	Bromodichloromethane	1.0	U	1.0	0.15
75-25-2	Bromoform	1.0	U	1.0	0.64
74-83-9	Bromomethane	1.0	U	1.0	0.41
75-15-0	Carbon disulfide	1.0	U	1.0	0.13

FORM I
GC/MS VOA ORGANICS ANALYSIS DATA SHEET

Lab Name: TestAmerica Canton | Job No.: 240-35500-1

SDG No.:

Client Sample ID: MSA-SW38C-032714 | Lab Sample ID: 240-35500-7

Matrix: Water | Lab File ID: UXR1986.D

Analysis Method: 8260B | Date Collected: 03/27/2014 14:08

Sample wt/vol: 5(mL) | Date Analyzed: 03/28/2014 17:14

Soil Aliquot Vol: | Dilution Factor: 1

Soil Extract Vol.: | GC Column: DB-624 ID: 0.18(mm)

% Moisture: | Level: (low/med) Low

Analysis Batch No.: 124403 | Units: ug/L

CAS NO.	COMPOUND NAME	RESULT	Q	RL	MDL
56-23-5	Carbon tetrachloride	1.0	U	1.0	0.13
108-90-7	Chlorobenzene	1.0	U	1.0	0.15
75-00-3	Chloroethane	1.0	U	1.0	0.29
67-66-3	Chloroform	1.0	U	1.0	0.16
74-87-3	Chloromethane	1.0	U	1.0	0.30
156-59-2	cis-1,2-Dichloroethene	1.0	U	1.0	0.17
10061-01-5	cis-1,3-Dichloropropene	1.0	U	1.0	0.14
124-48-1	Dibromochloromethane	1.0	U	1.0	0.18
74-95-3	Dibromomethane	1.0	U	1.0	0.28
75-71-8	Dichlorodifluoromethane	1.0	U	1.0	0.31
108-20-3	Diisopropyl ether	5.0	U	5.0	1.5
100-41-4	Ethylbenzene	1.0	U	1.0	0.17
637-92-3	Ethyl-t-butyl ether (ETBE)	5.0	U	5.0	0.11
87-68-3	Hexachlorobutadiene	1.0	U	1.0	0.30
98-82-8	Isopropylbenzene	1.0	U	1.0	0.13
1634-04-4	Methyl tert-butyl ether	1.0	U	1.0	0.17
75-09-2	Methylene Chloride	1.0	U	1.0	0.33
179601-23-1	m-Xylene & p-Xylene	2.0	U	2.0	0.24
91-20-3	Naphthalene	1.0	U	1.0	0.24
104-51-8	n-Butylbenzene	1.0	U	1.0	0.12
103-65-1	n-Propylbenzene	1.0	U	1.0	0.14
95-47-6	o-Xylene	1.0	U	1.0	0.14
99-87-6	p-Isopropyltoluene	1.0	U	1.0	0.12
135-98-8	sec-Butylbenzene	1.0	U	1.0	0.13
100-42-5	Styrene	1.0	U	1.0	0.11
994-05-8	Tert-amyl-methyl ether (TAME)	5.0	U	5.0	0.067
75-65-0	tert-Butyl alcohol	20	U	20	3.9
98-06-6	tert-Butylbenzene	1.0	U	1.0	0.13
127-18-4	Tetrachloroethene	1.0	U	1.0	0.29
108-88-3	Toluene	1.0	U	1.0	0.13
156-60-5	trans-1,2-Dichloroethene	1.0	U	1.0	0.19
10061-02-6	trans-1,3-Dichloropropene	1.0	U	1.0	0.19
79-01-6	Trichloroethene	1.4		1.0	0.17
75-69-4	Trichlorofluoromethane	1.0	U	1.0	0.21
108-05-4	Vinyl acetate	2.0	U	2.0	0.19
75-01-4	Vinyl chloride	0.50	U	0.50	0.22

FORM I
GC/MS VOA ORGANICS ANALYSIS DATA SHEET

Lab Name: TestAmerica Canton | Job No.: 240-35500-1

SDG No.:

Client Sample ID: MSA-SW38C-032714 | Lab Sample ID: 240-35500-7

Matrix: Water | Lab File ID: UXR1986.D

Analysis Method: 8260B | Date Collected: 03/27/2014 14:08

Sample wt/vol: 5(mL) | Date Analyzed: 03/28/2014 17:14

Soil Aliquot Vol: | Dilution Factor: 1

Soil Extract Vol.: | GC Column: DB-624 ID: 0.18(mm)

% Moisture: | Level: (low/med) Low

Analysis Batch No.: 124403 | Units: ug/L

CAS NO.	COMPOUND NAME	RESULT	Q	RL	MDL
1330-20-7	Xylenes, Total	2.0	U	2.0	0.14

CAS NO.	SURROGATE	%REC	Q	LIMITS
17060-07-0	1,2-Dichloroethane-d4 (Surr)	87		63-129
460-00-4	4-Bromofluorobenzene (Surr)	88		66-120
1868-53-7	Dibromofluoromethane (Surr)	100		75-121
2037-26-5	Toluene-d8 (Surr)	85		74-120

FORM I
GC/MS VOA ORGANICS ANALYSIS DATA SHEET

Lab Name: TestAmerica Canton | Job No.: 240-35500-1

SDG No.:

Client Sample ID: MSA-SW38D-032714 | Lab Sample ID: 240-35500-8

Matrix: Water | Lab File ID: UXR1987.D

Analysis Method: 8260B | Date Collected: 03/27/2014 14:13

Sample wt/vol: 5(mL) | Date Analyzed: 03/28/2014 17:37

Soil Aliquot Vol: | Dilution Factor: 1

Soil Extract Vol.: | GC Column: DB-624 ID: 0.18(mm)

% Moisture: | Level: (low/med) Low

Analysis Batch No.: 124403 | Units: ug/L

CAS NO.	COMPOUND NAME	RESULT	Q	RL	MDL
630-20-6	1,1,1,2-Tetrachloroethane	1.0	U	1.0	0.23
71-55-6	1,1,1-Trichloroethane	1.0	U	1.0	0.22
79-34-5	1,1,2,2-Tetrachloroethane	1.0	U	1.0	0.18
76-13-1	1,1,2-Trichloro-1,2,2-trichfluoroeth ane	1.0	U	1.0	0.28
75-34-3	1,1-Dichloroethane	1.0	U	1.0	0.15
75-35-4	1,1-Dichloroethene	1.0	U	1.0	0.19
563-58-6	1,1-Dichloropropene	1.0	U	1.0	0.13
87-61-6	1,2,3-Trichlorobenzene	1.0	U	1.0	0.17
96-18-4	1,2,3-Trichloropropane	1.0	U	1.0	0.43
526-73-8	1,2,3-Trimethylbenzene	5.0	U	5.0	0.0059
120-82-1	1,2,4-Trichlorobenzene	1.0	U	1.0	0.15
95-63-6	1,2,4-Trimethylbenzene	1.0	U	1.0	0.12
96-12-8	1,2-Dibromo-3-Chloropropane	5.0	U	5.0	0.67
106-93-4	1,2-Dibromoethane	1.0	U	1.0	0.24
95-50-1	1,2-Dichlorobenzene	1.0	U	1.0	0.13
107-06-2	1,2-Dichloroethane	1.0	U	1.0	0.22
78-87-5	1,2-Dichloropropane	1.0	U	1.0	0.18
541-73-1	1,3-Dichlorobenzene	1.0	U	1.0	0.14
142-28-9	1,3-Dichloropropane	1.0	U	1.0	0.16
106-46-7	1,4-Dichlorobenzene	1.0	U	1.0	0.13
594-20-7	2,2-Dichloropropane	1.0	U	1.0	0.13
78-93-3	2-Butanone	5.0	U	5.0	0.57
110-75-8	2-Chloroethyl vinyl ether	10	U	10	0.99
95-49-8	2-Chlorotoluene	1.0	U	1.0	0.11
591-78-6	2-Hexanone	5.0	U	5.0	0.41
106-43-4	4-Chlorotoluene	1.0	U	1.0	0.18
108-10-1	4-Methyl-2-pentanone	5.0	U	5.0	0.32
67-64-1	Acetone	5.0	U	5.0	1.1
71-43-2	Benzene	1.0	U	1.0	0.13
108-86-1	Bromobenzene	1.0	U	1.0	0.13
74-97-5	Bromochloromethane	1.0	U	1.0	0.29
75-27-4	Bromodichloromethane	1.0	U	1.0	0.15
75-25-2	Bromoform	1.0	U	1.0	0.64
74-83-9	Bromomethane	1.0	U	1.0	0.41
75-15-0	Carbon disulfide	1.0	U	1.0	0.13

FORM I
GC/MS VOA ORGANICS ANALYSIS DATA SHEET

Lab Name: TestAmerica Canton | Job No.: 240-35500-1

SDG No.:

Client Sample ID: MSA-SW38D-032714 | Lab Sample ID: 240-35500-8

Matrix: Water | Lab File ID: UXR1987.D

Analysis Method: 8260B | Date Collected: 03/27/2014 14:13

Sample wt/vol: 5(mL) | Date Analyzed: 03/28/2014 17:37

Soil Aliquot Vol: | Dilution Factor: 1

Soil Extract Vol.: | GC Column: DB-624 ID: 0.18(mm)

% Moisture: | Level: (low/med) Low

Analysis Batch No.: 124403 | Units: ug/L

CAS NO.	COMPOUND NAME	RESULT	Q	RL	MDL
56-23-5	Carbon tetrachloride	1.0	U	1.0	0.13
108-90-7	Chlorobenzene	1.0	U	1.0	0.15
75-00-3	Chloroethane	1.0	U	1.0	0.29
67-66-3	Chloroform	1.0	U	1.0	0.16
74-87-3	Chloromethane	1.0	U	1.0	0.30
156-59-2	cis-1,2-Dichloroethene	1.0	U	1.0	0.17
10061-01-5	cis-1,3-Dichloropropene	1.0	U	1.0	0.14
124-48-1	Dibromochloromethane	1.0	U	1.0	0.18
74-95-3	Dibromomethane	1.0	U	1.0	0.28
75-71-8	Dichlorodifluoromethane	1.0	U	1.0	0.31
108-20-3	Diisopropyl ether	5.0	U	5.0	1.5
100-41-4	Ethylbenzene	1.0	U	1.0	0.17
637-92-3	Ethyl-t-butyl ether (ETBE)	5.0	U	5.0	0.11
87-68-3	Hexachlorobutadiene	1.0	U	1.0	0.30
98-82-8	Isopropylbenzene	1.0	U	1.0	0.13
1634-04-4	Methyl tert-butyl ether	1.0	U	1.0	0.17
75-09-2	Methylene Chloride	1.0	U	1.0	0.33
179601-23-1	m-Xylene & p-Xylene	2.0	U	2.0	0.24
91-20-3	Naphthalene	1.0	U	1.0	0.24
104-51-8	n-Butylbenzene	1.0	U	1.0	0.12
103-65-1	n-Propylbenzene	1.0	U	1.0	0.14
95-47-6	o-Xylene	1.0	U	1.0	0.14
99-87-6	p-Isopropyltoluene	1.0	U	1.0	0.12
135-98-8	sec-Butylbenzene	1.0	U	1.0	0.13
100-42-5	Styrene	1.0	U	1.0	0.11
994-05-8	Tert-amyl-methyl ether (TAME)	5.0	U	5.0	0.067
75-65-0	tert-Butyl alcohol	20	U	20	3.9
98-06-6	tert-Butylbenzene	1.0	U	1.0	0.13
127-18-4	Tetrachloroethene	1.0	U	1.0	0.29
108-88-3	Toluene	1.0	U	1.0	0.13
156-60-5	trans-1,2-Dichloroethene	1.0	U	1.0	0.19
10061-02-6	trans-1,3-Dichloropropene	1.0	U	1.0	0.19
79-01-6	Trichloroethene	1.3		1.0	0.17
75-69-4	Trichlorofluoromethane	1.0	U	1.0	0.21
108-05-4	Vinyl acetate	2.0	U	2.0	0.19
75-01-4	Vinyl chloride	0.50	U	0.50	0.22

FORM I
GC/MS VOA ORGANICS ANALYSIS DATA SHEET

Lab Name: TestAmerica Canton | Job No.: 240-35500-1

SDG No.:

Client Sample ID: MSA-SW38D-032714 | Lab Sample ID: 240-35500-8

Matrix: Water | Lab File ID: UXR1987.D

Analysis Method: 8260B | Date Collected: 03/27/2014 14:13

Sample wt/vol: 5(mL) | Date Analyzed: 03/28/2014 17:37

Soil Aliquot Vol: | Dilution Factor: 1

Soil Extract Vol.: | GC Column: DB-624 ID: 0.18(mm)

% Moisture: | Level: (low/med) Low

Analysis Batch No.: 124403 | Units: ug/L

CAS NO.	COMPOUND NAME	RESULT	Q	RL	MDL
1330-20-7	Xylenes, Total	2.0	U	2.0	0.14

CAS NO.	SURROGATE	%REC	Q	LIMITS
17060-07-0	1,2-Dichloroethane-d4 (Surr)	78		63-129
460-00-4	4-Bromofluorobenzene (Surr)	77		66-120
1868-53-7	Dibromofluoromethane (Surr)	94		75-121
2037-26-5	Toluene-d8 (Surr)	76		74-120

FORM I
GC/MS VOA ORGANICS ANALYSIS DATA SHEET

Lab Name: TestAmerica Canton | Job No.: 240-35500-1

SDG No.:

Client Sample ID: MSA-SW39A-032714 | Lab Sample ID: 240-35500-9

Matrix: Water | Lab File ID: UXR1988.D

Analysis Method: 8260B | Date Collected: 03/27/2014 11:55

Sample wt/vol: 5(mL) | Date Analyzed: 03/28/2014 18:00

Soil Aliquot Vol: | Dilution Factor: 1

Soil Extract Vol.: | GC Column: DB-624 ID: 0.18(mm)

% Moisture: | Level: (low/med) Low

Analysis Batch No.: 124403 | Units: ug/L

CAS NO.	COMPOUND NAME	RESULT	Q	RL	MDL
630-20-6	1,1,1,2-Tetrachloroethane	1.0	U	1.0	0.23
71-55-6	1,1,1-Trichloroethane	1.0	U	1.0	0.22
79-34-5	1,1,2,2-Tetrachloroethane	1.0	U	1.0	0.18
76-13-1	1,1,2-Trichloro-1,2,2-trichfluoroeth ane	1.0	U	1.0	0.28
75-34-3	1,1-Dichloroethane	1.0	U	1.0	0.15
75-35-4	1,1-Dichloroethene	1.0	U	1.0	0.19
563-58-6	1,1-Dichloropropene	1.0	U	1.0	0.13
87-61-6	1,2,3-Trichlorobenzene	1.0	U	1.0	0.17
96-18-4	1,2,3-Trichloropropane	1.0	U	1.0	0.43
526-73-8	1,2,3-Trimethylbenzene	5.0	U	5.0	0.0059
120-82-1	1,2,4-Trichlorobenzene	1.0	U	1.0	0.15
95-63-6	1,2,4-Trimethylbenzene	1.0	U	1.0	0.12
96-12-8	1,2-Dibromo-3-Chloropropane	5.0	U	5.0	0.67
106-93-4	1,2-Dibromoethane	1.0	U	1.0	0.24
95-50-1	1,2-Dichlorobenzene	1.0	U	1.0	0.13
107-06-2	1,2-Dichloroethane	1.0	U	1.0	0.22
78-87-5	1,2-Dichloropropane	1.0	U	1.0	0.18
541-73-1	1,3-Dichlorobenzene	1.0	U	1.0	0.14
142-28-9	1,3-Dichloropropane	1.0	U	1.0	0.16
106-46-7	1,4-Dichlorobenzene	1.0	U	1.0	0.13
594-20-7	2,2-Dichloropropane	1.0	U	1.0	0.13
78-93-3	2-Butanone	5.0	U	5.0	0.57
110-75-8	2-Chloroethyl vinyl ether	10	U	10	0.99
95-49-8	2-Chlorotoluene	1.0	U	1.0	0.11
591-78-6	2-Hexanone	5.0	U	5.0	0.41
106-43-4	4-Chlorotoluene	1.0	U	1.0	0.18
108-10-1	4-Methyl-2-pentanone	5.0	U	5.0	0.32
67-64-1	Acetone	2.1	J	5.0	1.1
71-43-2	Benzene	1.0	U	1.0	0.13
108-86-1	Bromobenzene	1.0	U	1.0	0.13
74-97-5	Bromochloromethane	1.0	U	1.0	0.29
75-27-4	Bromodichloromethane	1.0	U	1.0	0.15
75-25-2	Bromoform	1.0	U	1.0	0.64
74-83-9	Bromomethane	1.0	U	1.0	0.41
75-15-0	Carbon disulfide	1.0	U	1.0	0.13

FORM I
GC/MS VOA ORGANICS ANALYSIS DATA SHEET

Lab Name: TestAmerica Canton | Job No.: 240-35500-1

SDG No.:

Client Sample ID: MSA-SW39A-032714 | Lab Sample ID: 240-35500-9

Matrix: Water | Lab File ID: UXR1988.D

Analysis Method: 8260B | Date Collected: 03/27/2014 11:55

Sample wt/vol: 5(mL) | Date Analyzed: 03/28/2014 18:00

Soil Aliquot Vol: | Dilution Factor: 1

Soil Extract Vol.: | GC Column: DB-624 ID: 0.18(mm)

% Moisture: | Level: (low/med) Low

Analysis Batch No.: 124403 | Units: ug/L

CAS NO.	COMPOUND NAME	RESULT	Q	RL	MDL
56-23-5	Carbon tetrachloride	1.0	U	1.0	0.13
108-90-7	Chlorobenzene	1.0	U	1.0	0.15
75-00-3	Chloroethane	1.0	U	1.0	0.29
67-66-3	Chloroform	1.0	U	1.0	0.16
74-87-3	Chloromethane	1.0	U	1.0	0.30
156-59-2	cis-1,2-Dichloroethene	1.0	U	1.0	0.17
10061-01-5	cis-1,3-Dichloropropene	1.0	U	1.0	0.14
124-48-1	Dibromochloromethane	1.0	U	1.0	0.18
74-95-3	Dibromomethane	1.0	U	1.0	0.28
75-71-8	Dichlorodifluoromethane	1.0	U	1.0	0.31
108-20-3	Diisopropyl ether	5.0	U	5.0	1.5
100-41-4	Ethylbenzene	1.0	U	1.0	0.17
637-92-3	Ethyl-t-butyl ether (ETBE)	5.0	U	5.0	0.11
87-68-3	Hexachlorobutadiene	1.0	U	1.0	0.30
98-82-8	Isopropylbenzene	1.0	U	1.0	0.13
1634-04-4	Methyl tert-butyl ether	1.0	U	1.0	0.17
75-09-2	Methylene Chloride	1.0	U	1.0	0.33
179601-23-1	m-Xylene & p-Xylene	2.0	U	2.0	0.24
91-20-3	Naphthalene	1.0	U	1.0	0.24
104-51-8	n-Butylbenzene	1.0	U	1.0	0.12
103-65-1	n-Propylbenzene	1.0	U	1.0	0.14
95-47-6	o-Xylene	1.0	U	1.0	0.14
99-87-6	p-Isopropyltoluene	1.0	U	1.0	0.12
135-98-8	sec-Butylbenzene	1.0	U	1.0	0.13
100-42-5	Styrene	1.0	U	1.0	0.11
994-05-8	Tert-amyl-methyl ether (TAME)	5.0	U	5.0	0.067
75-65-0	tert-Butyl alcohol	20	U	20	3.9
98-06-6	tert-Butylbenzene	1.0	U	1.0	0.13
127-18-4	Tetrachloroethene	1.0	U	1.0	0.29
108-88-3	Toluene	1.0	U	1.0	0.13
156-60-5	trans-1,2-Dichloroethene	1.0	U	1.0	0.19
10061-02-6	trans-1,3-Dichloropropene	1.0	U	1.0	0.19
79-01-6	Trichloroethene	0.34	J	1.0	0.17
75-69-4	Trichlorofluoromethane	1.0	U	1.0	0.21
108-05-4	Vinyl acetate	2.0	U	2.0	0.19
75-01-4	Vinyl chloride	0.50	U	0.50	0.22

FORM I
GC/MS VOA ORGANICS ANALYSIS DATA SHEET

Lab Name: TestAmerica Canton Job No.: 240-35500-1

SDG No.:

Client Sample ID: MSA-SW39A-032714 Lab Sample ID: 240-35500-9

Matrix: Water Lab File ID: UXR1988.D

Analysis Method: 8260B Date Collected: 03/27/2014 11:55

Sample wt/vol: 5(mL) Date Analyzed: 03/28/2014 18:00

Soil Aliquot Vol: Dilution Factor: 1

Soil Extract Vol.: GC Column: DB-624 ID: 0.18(mm)

% Moisture: Level: (low/med) Low

Analysis Batch No.: 124403 Units: ug/L

CAS NO.	COMPOUND NAME	RESULT	Q	RL	MDL
1330-20-7	Xylenes, Total	2.0	U	2.0	0.14

CAS NO.	SURROGATE	%REC	Q	LIMITS
17060-07-0	1,2-Dichloroethane-d4 (Surr)	85		63-129
460-00-4	4-Bromofluorobenzene (Surr)	86		66-120
1868-53-7	Dibromofluoromethane (Surr)	98		75-121
2037-26-5	Toluene-d8 (Surr)	81		74-120

FORM I
GC/MS VOA ORGANICS ANALYSIS DATA SHEET

Lab Name: TestAmerica Canton Job No.: 240-35500-1

SDG No.:

Client Sample ID: MSA-SW39B-032714 Lab Sample ID: 240-35500-10

Matrix: Water Lab File ID: UXR1989.D

Analysis Method: 8260B Date Collected: 03/27/2014 12:05

Sample wt/vol: 5(mL) Date Analyzed: 03/28/2014 18:22

Soil Aliquot Vol: Dilution Factor: 1

Soil Extract Vol.: GC Column: DB-624 ID: 0.18(mm)

% Moisture: Level: (low/med) Low

Analysis Batch No.: 124403 Units: ug/L

CAS NO.	COMPOUND NAME	RESULT	Q	RL	MDL
630-20-6	1,1,1,2-Tetrachloroethane	1.0	U	1.0	0.23
71-55-6	1,1,1-Trichloroethane	1.0	U	1.0	0.22
79-34-5	1,1,2,2-Tetrachloroethane	1.0	U	1.0	0.18
76-13-1	1,1,2-Trichloro-1,2,2-trichfluoroeth ane	1.0	U	1.0	0.28
75-34-3	1,1-Dichloroethane	1.0	U	1.0	0.15
75-35-4	1,1-Dichloroethene	1.0	U	1.0	0.19
563-58-6	1,1-Dichloropropene	1.0	U	1.0	0.13
87-61-6	1,2,3-Trichlorobenzene	1.0	U	1.0	0.17
96-18-4	1,2,3-Trichloropropane	1.0	U	1.0	0.43
526-73-8	1,2,3-Trimethylbenzene	5.0	U	5.0	0.0059
120-82-1	1,2,4-Trichlorobenzene	1.0	U	1.0	0.15
95-63-6	1,2,4-Trimethylbenzene	1.0	U	1.0	0.12
96-12-8	1,2-Dibromo-3-Chloropropane	5.0	U	5.0	0.67
106-93-4	1,2-Dibromoethane	1.0	U	1.0	0.24
95-50-1	1,2-Dichlorobenzene	1.0	U	1.0	0.13
107-06-2	1,2-Dichloroethane	1.0	U	1.0	0.22
78-87-5	1,2-Dichloropropane	1.0	U	1.0	0.18
541-73-1	1,3-Dichlorobenzene	1.0	U	1.0	0.14
142-28-9	1,3-Dichloropropane	1.0	U	1.0	0.16
106-46-7	1,4-Dichlorobenzene	1.0	U	1.0	0.13
594-20-7	2,2-Dichloropropane	1.0	U	1.0	0.13
78-93-3	2-Butanone	5.0	U	5.0	0.57
110-75-8	2-Chloroethyl vinyl ether	10	U	10	0.99
95-49-8	2-Chlorotoluene	1.0	U	1.0	0.11
591-78-6	2-Hexanone	5.0	U	5.0	0.41
106-43-4	4-Chlorotoluene	1.0	U	1.0	0.18
108-10-1	4-Methyl-2-pentanone	5.0	U	5.0	0.32
67-64-1	Acetone	2.2	J	5.0	1.1
71-43-2	Benzene	1.0	U	1.0	0.13
108-86-1	Bromobenzene	1.0	U	1.0	0.13
74-97-5	Bromochloromethane	1.0	U	1.0	0.29
75-27-4	Bromodichloromethane	1.0	U	1.0	0.15
75-25-2	Bromoform	1.0	U	1.0	0.64
74-83-9	Bromomethane	1.0	U	1.0	0.41
75-15-0	Carbon disulfide	1.0	U	1.0	0.13

FORM I
GC/MS VOA ORGANICS ANALYSIS DATA SHEET

Lab Name: TestAmerica Canton | Job No.: 240-35500-1

SDG No.:

Client Sample ID: MSA-SW39B-032714 | Lab Sample ID: 240-35500-10

Matrix: Water | Lab File ID: UXR1989.D

Analysis Method: 8260B | Date Collected: 03/27/2014 12:05

Sample wt/vol: 5(mL) | Date Analyzed: 03/28/2014 18:22

Soil Aliquot Vol: | Dilution Factor: 1

Soil Extract Vol.: | GC Column: DB-624 ID: 0.18(mm)

% Moisture: | Level: (low/med) Low

Analysis Batch No.: 124403 | Units: ug/L

CAS NO.	COMPOUND NAME	RESULT	Q	RL	MDL
56-23-5	Carbon tetrachloride	1.0	U	1.0	0.13
108-90-7	Chlorobenzene	1.0	U	1.0	0.15
75-00-3	Chloroethane	1.0	U	1.0	0.29
67-66-3	Chloroform	1.0	U	1.0	0.16
74-87-3	Chloromethane	1.0	U	1.0	0.30
156-59-2	cis-1,2-Dichloroethene	1.0	U	1.0	0.17
10061-01-5	cis-1,3-Dichloropropene	1.0	U	1.0	0.14
124-48-1	Dibromochloromethane	1.0	U	1.0	0.18
74-95-3	Dibromomethane	1.0	U	1.0	0.28
75-71-8	Dichlorodifluoromethane	1.0	U	1.0	0.31
108-20-3	Diisopropyl ether	5.0	U	5.0	1.5
100-41-4	Ethylbenzene	1.0	U	1.0	0.17
637-92-3	Ethyl-t-butyl ether (ETBE)	5.0	U	5.0	0.11
87-68-3	Hexachlorobutadiene	1.0	U	1.0	0.30
98-82-8	Isopropylbenzene	1.0	U	1.0	0.13
1634-04-4	Methyl tert-butyl ether	1.0	U	1.0	0.17
75-09-2	Methylene Chloride	1.0	U	1.0	0.33
179601-23-1	m-Xylene & p-Xylene	2.0	U	2.0	0.24
91-20-3	Naphthalene	1.0	U	1.0	0.24
104-51-8	n-Butylbenzene	1.0	U	1.0	0.12
103-65-1	n-Propylbenzene	1.0	U	1.0	0.14
95-47-6	o-Xylene	1.0	U	1.0	0.14
99-87-6	p-Isopropyltoluene	1.0	U	1.0	0.12
135-98-8	sec-Butylbenzene	1.0	U	1.0	0.13
100-42-5	Styrene	1.0	U	1.0	0.11
994-05-8	Tert-amyl-methyl ether (TAME)	5.0	U	5.0	0.067
75-65-0	tert-Butyl alcohol	20	U	20	3.9
98-06-6	tert-Butylbenzene	1.0	U	1.0	0.13
127-18-4	Tetrachloroethene	1.0	U	1.0	0.29
108-88-3	Toluene	1.0	U	1.0	0.13
156-60-5	trans-1,2-Dichloroethene	1.0	U	1.0	0.19
10061-02-6	trans-1,3-Dichloropropene	1.0	U	1.0	0.19
79-01-6	Trichloroethene	0.38	J	1.0	0.17
75-69-4	Trichlorofluoromethane	1.0	U	1.0	0.21
108-05-4	Vinyl acetate	2.0	U	2.0	0.19
75-01-4	Vinyl chloride	0.50	U	0.50	0.22

FORM I
GC/MS VOA ORGANICS ANALYSIS DATA SHEET

Lab Name: TestAmerica Canton | Job No.: 240-35500-1

SDG No.:

Client Sample ID: MSA-SW39B-032714 | Lab Sample ID: 240-35500-10

Matrix: Water | Lab File ID: UXR1989.D

Analysis Method: 8260B | Date Collected: 03/27/2014 12:05

Sample wt/vol: 5(mL) | Date Analyzed: 03/28/2014 18:22

Soil Aliquot Vol: | Dilution Factor: 1

Soil Extract Vol.: | GC Column: DB-624 ID: 0.18(mm)

% Moisture: | Level: (low/med) Low

Analysis Batch No.: 124403 | Units: ug/L

CAS NO.	COMPOUND NAME	RESULT	Q	RL	MDL
1330-20-7	Xylenes, Total	2.0	U	2.0	0.14

CAS NO.	SURROGATE	%REC	Q	LIMITS
17060-07-0	1,2-Dichloroethane-d4 (Surr)	83		63-129
460-00-4	4-Bromofluorobenzene (Surr)	82		66-120
1868-53-7	Dibromofluoromethane (Surr)	96		75-121
2037-26-5	Toluene-d8 (Surr)	81		74-120

FORM I
GC/MS VOA ORGANICS ANALYSIS DATA SHEET

Lab Name: TestAmerica Canton | Job No.: 240-35500-1

SDG No.:

Client Sample ID: MSA-SW39C-032714 | Lab Sample ID: 240-35500-11

Matrix: Water | Lab File ID: UXR1990.D

Analysis Method: 8260B | Date Collected: 03/27/2014 12:10

Sample wt/vol: 5(mL) | Date Analyzed: 03/28/2014 18:45

Soil Aliquot Vol: | Dilution Factor: 1

Soil Extract Vol.: | GC Column: DB-624 ID: 0.18(mm)

% Moisture: | Level: (low/med) Low

Analysis Batch No.: 124403 | Units: ug/L

CAS NO.	COMPOUND NAME	RESULT	Q	RL	MDL
630-20-6	1,1,1,2-Tetrachloroethane	1.0	U	1.0	0.23
71-55-6	1,1,1-Trichloroethane	1.0	U	1.0	0.22
79-34-5	1,1,2,2-Tetrachloroethane	1.0	U	1.0	0.18
76-13-1	1,1,2-Trichloro-1,2,2-trichfluoroeth ane	1.0	U	1.0	0.28
75-34-3	1,1-Dichloroethane	1.0	U	1.0	0.15
75-35-4	1,1-Dichloroethene	1.0	U	1.0	0.19
563-58-6	1,1-Dichloropropene	1.0	U	1.0	0.13
87-61-6	1,2,3-Trichlorobenzene	1.0	U	1.0	0.17
96-18-4	1,2,3-Trichloropropane	1.0	U	1.0	0.43
526-73-8	1,2,3-Trimethylbenzene	5.0	U	5.0	0.0059
120-82-1	1,2,4-Trichlorobenzene	1.0	U	1.0	0.15
95-63-6	1,2,4-Trimethylbenzene	1.0	U	1.0	0.12
96-12-8	1,2-Dibromo-3-Chloropropane	5.0	U	5.0	0.67
106-93-4	1,2-Dibromoethane	1.0	U	1.0	0.24
95-50-1	1,2-Dichlorobenzene	1.0	U	1.0	0.13
107-06-2	1,2-Dichloroethane	1.0	U	1.0	0.22
78-87-5	1,2-Dichloropropane	1.0	U	1.0	0.18
541-73-1	1,3-Dichlorobenzene	1.0	U	1.0	0.14
142-28-9	1,3-Dichloropropane	1.0	U	1.0	0.16
106-46-7	1,4-Dichlorobenzene	1.0	U	1.0	0.13
594-20-7	2,2-Dichloropropane	1.0	U	1.0	0.13
78-93-3	2-Butanone	5.0	U	5.0	0.57
110-75-8	2-Chloroethyl vinyl ether	10	U	10	0.99
95-49-8	2-Chlorotoluene	1.0	U	1.0	0.11
591-78-6	2-Hexanone	5.0	U	5.0	0.41
106-43-4	4-Chlorotoluene	1.0	U	1.0	0.18
108-10-1	4-Methyl-2-pentanone	5.0	U	5.0	0.32
67-64-1	Acetone	1.9	J	5.0	1.1
71-43-2	Benzene	0.14	J	1.0	0.13
108-86-1	Bromobenzene	1.0	U	1.0	0.13
74-97-5	Bromochloromethane	1.0	U	1.0	0.29
75-27-4	Bromodichloromethane	1.0	U	1.0	0.15
75-25-2	Bromoform	1.0	U	1.0	0.64
74-83-9	Bromomethane	1.0	U	1.0	0.41
75-15-0	Carbon disulfide	1.0	U	1.0	0.13

FORM I
GC/MS VOA ORGANICS ANALYSIS DATA SHEET

Lab Name: TestAmerica Canton Job No.: 240-35500-1

SDG No.:

Client Sample ID: MSA-SW39C-032714 Lab Sample ID: 240-35500-11

Matrix: Water Lab File ID: UXR1990.D

Analysis Method: 8260B Date Collected: 03/27/2014 12:10

Sample wt/vol: 5(mL) Date Analyzed: 03/28/2014 18:45

Soil Aliquot Vol: Dilution Factor: 1

Soil Extract Vol.: GC Column: DB-624 ID: 0.18(mm)

% Moisture: Level: (low/med) Low

Analysis Batch No.: 124403 Units: ug/L

CAS NO.	COMPOUND NAME	RESULT	Q	RL	MDL
56-23-5	Carbon tetrachloride	1.0	U	1.0	0.13
108-90-7	Chlorobenzene	1.0	U	1.0	0.15
75-00-3	Chloroethane	1.0	U	1.0	0.29
67-66-3	Chloroform	1.0	U	1.0	0.16
74-87-3	Chloromethane	1.0	U	1.0	0.30
156-59-2	cis-1,2-Dichloroethene	1.0	U	1.0	0.17
10061-01-5	cis-1,3-Dichloropropene	1.0	U	1.0	0.14
124-48-1	Dibromochloromethane	1.0	U	1.0	0.18
74-95-3	Dibromomethane	1.0	U	1.0	0.28
75-71-8	Dichlorodifluoromethane	1.0	U	1.0	0.31
108-20-3	Diisopropyl ether	5.0	U	5.0	1.5
100-41-4	Ethylbenzene	1.0	U	1.0	0.17
637-92-3	Ethyl-t-butyl ether (ETBE)	5.0	U	5.0	0.11
87-68-3	Hexachlorobutadiene	1.0	U	1.0	0.30
98-82-8	Isopropylbenzene	1.0	U	1.0	0.13
1634-04-4	Methyl tert-butyl ether	1.0	U	1.0	0.17
75-09-2	Methylene Chloride	1.0	U	1.0	0.33
179601-23-1	m-Xylene & p-Xylene	2.0	U	2.0	0.24
91-20-3	Naphthalene	1.0	U	1.0	0.24
104-51-8	n-Butylbenzene	1.0	U	1.0	0.12
103-65-1	n-Propylbenzene	1.0	U	1.0	0.14
95-47-6	o-Xylene	1.0	U	1.0	0.14
99-87-6	p-Isopropyltoluene	1.0	U	1.0	0.12
135-98-8	sec-Butylbenzene	1.0	U	1.0	0.13
100-42-5	Styrene	1.0	U	1.0	0.11
994-05-8	Tert-amyl-methyl ether (TAME)	5.0	U	5.0	0.067
75-65-0	tert-Butyl alcohol	20	U	20	3.9
98-06-6	tert-Butylbenzene	1.0	U	1.0	0.13
127-18-4	Tetrachloroethene	1.0	U	1.0	0.29
108-88-3	Toluene	0.24	J	1.0	0.13
156-60-5	trans-1,2-Dichloroethene	1.0	U	1.0	0.19
10061-02-6	trans-1,3-Dichloropropene	1.0	U	1.0	0.19
79-01-6	Trichloroethene	0.42	J	1.0	0.17
75-69-4	Trichlorofluoromethane	1.0	U	1.0	0.21
108-05-4	Vinyl acetate	2.0	U	2.0	0.19
75-01-4	Vinyl chloride	0.50	U	0.50	0.22

FORM I
GC/MS VOA ORGANICS ANALYSIS DATA SHEET

Lab Name: TestAmerica Canton Job No.: 240-35500-1

SDG No.:

Client Sample ID: MSA-SW39C-032714 Lab Sample ID: 240-35500-11

Matrix: Water Lab File ID: UXR1990.D

Analysis Method: 8260B Date Collected: 03/27/2014 12:10

Sample wt/vol: 5(mL) Date Analyzed: 03/28/2014 18:45

Soil Aliquot Vol: Dilution Factor: 1

Soil Extract Vol.: GC Column: DB-624 ID: 0.18(mm)

% Moisture: Level: (low/med) Low

Analysis Batch No.: 124403 Units: ug/L

CAS NO.	COMPOUND NAME	RESULT	Q	RL	MDL
1330-20-7	Xylenes, Total	2.0	U	2.0	0.14

CAS NO.	SURROGATE	%REC	Q	LIMITS
17060-07-0	1,2-Dichloroethane-d4 (Surr)	88		63-129
460-00-4	4-Bromofluorobenzene (Surr)	84		66-120
1868-53-7	Dibromofluoromethane (Surr)	100		75-121
2037-26-5	Toluene-d8 (Surr)	83		74-120

FORM I
GC/MS VOA ORGANICS ANALYSIS DATA SHEET

Lab Name: TestAmerica Canton | Job No.: 240-35500-1

SDG No.:

Client Sample ID: MSA-SW39D-032714 | Lab Sample ID: 240-35500-12

Matrix: Water | Lab File ID: UXR1991.D

Analysis Method: 8260B | Date Collected: 03/27/2014 12:15

Sample wt/vol: 5(mL) | Date Analyzed: 03/28/2014 19:08

Soil Aliquot Vol: | Dilution Factor: 1

Soil Extract Vol.: | GC Column: DB-624 ID: 0.18(mm)

% Moisture: | Level: (low/med) Low

Analysis Batch No.: 124403 | Units: ug/L

CAS NO.	COMPOUND NAME	RESULT	Q	RL	MDL
630-20-6	1,1,1,2-Tetrachloroethane	1.0	U	1.0	0.23
71-55-6	1,1,1-Trichloroethane	1.0	U	1.0	0.22
79-34-5	1,1,2,2-Tetrachloroethane	1.0	U	1.0	0.18
76-13-1	1,1,2-Trichloro-1,2,2-trichfluoroeth ane	1.0	U	1.0	0.28
75-34-3	1,1-Dichloroethane	1.0	U	1.0	0.15
75-35-4	1,1-Dichloroethene	1.0	U	1.0	0.19
563-58-6	1,1-Dichloropropene	1.0	U	1.0	0.13
87-61-6	1,2,3-Trichlorobenzene	1.0	U	1.0	0.17
96-18-4	1,2,3-Trichloropropane	1.0	U	1.0	0.43
526-73-8	1,2,3-Trimethylbenzene	5.0	U	5.0	0.0059
120-82-1	1,2,4-Trichlorobenzene	1.0	U	1.0	0.15
95-63-6	1,2,4-Trimethylbenzene	1.0	U	1.0	0.12
96-12-8	1,2-Dibromo-3-Chloropropane	5.0	U	5.0	0.67
106-93-4	1,2-Dibromoethane	1.0	U	1.0	0.24
95-50-1	1,2-Dichlorobenzene	1.0	U	1.0	0.13
107-06-2	1,2-Dichloroethane	1.0	U	1.0	0.22
78-87-5	1,2-Dichloropropane	1.0	U	1.0	0.18
541-73-1	1,3-Dichlorobenzene	1.0	U	1.0	0.14
142-28-9	1,3-Dichloropropane	1.0	U	1.0	0.16
106-46-7	1,4-Dichlorobenzene	1.0	U	1.0	0.13
594-20-7	2,2-Dichloropropane	1.0	U	1.0	0.13
78-93-3	2-Butanone	5.0	U	5.0	0.57
110-75-8	2-Chloroethyl vinyl ether	10	U	10	0.99
95-49-8	2-Chlorotoluene	1.0	U	1.0	0.11
591-78-6	2-Hexanone	5.0	U	5.0	0.41
106-43-4	4-Chlorotoluene	1.0	U	1.0	0.18
108-10-1	4-Methyl-2-pentanone	5.0	U	5.0	0.32
67-64-1	Acetone	1.7	J	5.0	1.1
71-43-2	Benzene	1.0	U	1.0	0.13
108-86-1	Bromobenzene	1.0	U	1.0	0.13
74-97-5	Bromochloromethane	1.0	U	1.0	0.29
75-27-4	Bromodichloromethane	1.0	U	1.0	0.15
75-25-2	Bromoform	1.0	U	1.0	0.64
74-83-9	Bromomethane	1.0	U	1.0	0.41
75-15-0	Carbon disulfide	1.0	U	1.0	0.13

FORM I
GC/MS VOA ORGANICS ANALYSIS DATA SHEET

Lab Name: TestAmerica Canton | Job No.: 240-35500-1

SDG No.:

Client Sample ID: MSA-SW39D-032714 | Lab Sample ID: 240-35500-12

Matrix: Water | Lab File ID: UXR1991.D

Analysis Method: 8260B | Date Collected: 03/27/2014 12:15

Sample wt/vol: 5(mL) | Date Analyzed: 03/28/2014 19:08

Soil Aliquot Vol: | Dilution Factor: 1

Soil Extract Vol.: | GC Column: DB-624 ID: 0.18(mm)

% Moisture: | Level: (low/med) Low

Analysis Batch No.: 124403 | Units: ug/L

CAS NO.	COMPOUND NAME	RESULT	Q	RL	MDL
56-23-5	Carbon tetrachloride	1.0	U	1.0	0.13
108-90-7	Chlorobenzene	1.0	U	1.0	0.15
75-00-3	Chloroethane	1.0	U	1.0	0.29
67-66-3	Chloroform	1.0	U	1.0	0.16
74-87-3	Chloromethane	1.0	U	1.0	0.30
156-59-2	cis-1,2-Dichloroethene	1.0	U	1.0	0.17
10061-01-5	cis-1,3-Dichloropropene	1.0	U	1.0	0.14
124-48-1	Dibromochloromethane	1.0	U	1.0	0.18
74-95-3	Dibromomethane	1.0	U	1.0	0.28
75-71-8	Dichlorodifluoromethane	1.0	U	1.0	0.31
108-20-3	Diisopropyl ether	5.0	U	5.0	1.5
100-41-4	Ethylbenzene	1.0	U	1.0	0.17
637-92-3	Ethyl-t-butyl ether (ETBE)	5.0	U	5.0	0.11
87-68-3	Hexachlorobutadiene	1.0	U	1.0	0.30
98-82-8	Isopropylbenzene	1.0	U	1.0	0.13
1634-04-4	Methyl tert-butyl ether	1.0	U	1.0	0.17
75-09-2	Methylene Chloride	1.0	U	1.0	0.33
179601-23-1	m-Xylene & p-Xylene	2.0	U	2.0	0.24
91-20-3	Naphthalene	1.0	U	1.0	0.24
104-51-8	n-Butylbenzene	1.0	U	1.0	0.12
103-65-1	n-Propylbenzene	1.0	U	1.0	0.14
95-47-6	o-Xylene	1.0	U	1.0	0.14
99-87-6	p-Isopropyltoluene	1.0	U	1.0	0.12
135-98-8	sec-Butylbenzene	1.0	U	1.0	0.13
100-42-5	Styrene	1.0	U	1.0	0.11
994-05-8	Tert-amyl-methyl ether (TAME)	5.0	U	5.0	0.067
75-65-0	tert-Butyl alcohol	20	U	20	3.9
98-06-6	tert-Butylbenzene	1.0	U	1.0	0.13
127-18-4	Tetrachloroethene	1.0	U	1.0	0.29
108-88-3	Toluene	0.21	J	1.0	0.13
156-60-5	trans-1,2-Dichloroethene	1.0	U	1.0	0.19
10061-02-6	trans-1,3-Dichloropropene	1.0	U	1.0	0.19
79-01-6	Trichloroethene	0.48	J	1.0	0.17
75-69-4	Trichlorofluoromethane	1.0	U	1.0	0.21
108-05-4	Vinyl acetate	2.0	U	2.0	0.19
75-01-4	Vinyl chloride	0.50	U	0.50	0.22

FORM I
GC/MS VOA ORGANICS ANALYSIS DATA SHEET

Lab Name: TestAmerica Canton | Job No.: 240-35500-1

SDG No.:

Client Sample ID: MSA-SW39D-032714 | Lab Sample ID: 240-35500-12

Matrix: Water | Lab File ID: UXR1991.D

Analysis Method: 8260B | Date Collected: 03/27/2014 12:15

Sample wt/vol: 5(mL) | Date Analyzed: 03/28/2014 19:08

Soil Aliquot Vol: | Dilution Factor: 1

Soil Extract Vol.: | GC Column: DB-624 ID: 0.18(mm)

% Moisture: | Level: (low/med) Low

Analysis Batch No.: 124403 | Units: ug/L

CAS NO.	COMPOUND NAME	RESULT	Q	RL	MDL
1330-20-7	Xylenes, Total	2.0	U	2.0	0.14

CAS NO.	SURROGATE	%REC	Q	LIMITS
17060-07-0	1,2-Dichloroethane-d4 (Surr)	85		63-129
460-00-4	4-Bromofluorobenzene (Surr)	84		66-120
1868-53-7	Dibromofluoromethane (Surr)	100		75-121
2037-26-5	Toluene-d8 (Surr)	80		74-120

FORM I
GC/MS VOA ORGANICS ANALYSIS DATA SHEET

Lab Name: TestAmerica Canton | Job No.: 240-35500-1

SDG No.:

Client Sample ID: MSA-SW40A-032714 | Lab Sample ID: 240-35500-13

Matrix: Water | Lab File ID: UXR1992.D

Analysis Method: 8260B | Date Collected: 03/27/2014 14:18

Sample wt/vol: 5(mL) | Date Analyzed: 03/28/2014 19:30

Soil Aliquot Vol: | Dilution Factor: 1

Soil Extract Vol.: | GC Column: DB-624 ID: 0.18(mm)

% Moisture: | Level: (low/med) Low

Analysis Batch No.: 124403 | Units: ug/L

CAS NO.	COMPOUND NAME	RESULT	Q	RL	MDL
630-20-6	1,1,1,2-Tetrachloroethane	1.0	U	1.0	0.23
71-55-6	1,1,1-Trichloroethane	1.0	U	1.0	0.22
79-34-5	1,1,2,2-Tetrachloroethane	1.0	U	1.0	0.18
76-13-1	1,1,2-Trichloro-1,2,2-trichfluoroeth ane	1.0	U	1.0	0.28
75-34-3	1,1-Dichloroethane	1.0	U	1.0	0.15
75-35-4	1,1-Dichloroethene	1.0	U	1.0	0.19
563-58-6	1,1-Dichloropropene	1.0	U	1.0	0.13
87-61-6	1,2,3-Trichlorobenzene	1.0	U	1.0	0.17
96-18-4	1,2,3-Trichloropropane	1.0	U	1.0	0.43
526-73-8	1,2,3-Trimethylbenzene	5.0	U	5.0	0.0059
120-82-1	1,2,4-Trichlorobenzene	1.0	U	1.0	0.15
95-63-6	1,2,4-Trimethylbenzene	1.0	U	1.0	0.12
96-12-8	1,2-Dibromo-3-Chloropropane	5.0	U	5.0	0.67
106-93-4	1,2-Dibromoethane	1.0	U	1.0	0.24
95-50-1	1,2-Dichlorobenzene	1.0	U	1.0	0.13
107-06-2	1,2-Dichloroethane	1.0	U	1.0	0.22
78-87-5	1,2-Dichloropropane	1.0	U	1.0	0.18
541-73-1	1,3-Dichlorobenzene	1.0	U	1.0	0.14
142-28-9	1,3-Dichloropropane	1.0	U	1.0	0.16
106-46-7	1,4-Dichlorobenzene	1.0	U	1.0	0.13
594-20-7	2,2-Dichloropropane	1.0	U	1.0	0.13
78-93-3	2-Butanone	5.0	U	5.0	0.57
110-75-8	2-Chloroethyl vinyl ether	10	U	10	0.99
95-49-8	2-Chlorotoluene	1.0	U	1.0	0.11
591-78-6	2-Hexanone	5.0	U	5.0	0.41
106-43-4	4-Chlorotoluene	1.0	U	1.0	0.18
108-10-1	4-Methyl-2-pentanone	5.0	U	5.0	0.32
67-64-1	Acetone	5.0	U	5.0	1.1
71-43-2	Benzene	1.0	U	1.0	0.13
108-86-1	Bromobenzene	1.0	U	1.0	0.13
74-97-5	Bromochloromethane	1.0	U	1.0	0.29
75-27-4	Bromodichloromethane	1.0	U	1.0	0.15
75-25-2	Bromoform	1.0	U	1.0	0.64
74-83-9	Bromomethane	1.0	U	1.0	0.41
75-15-0	Carbon disulfide	1.0	U	1.0	0.13

FORM I
GC/MS VOA ORGANICS ANALYSIS DATA SHEET

Lab Name: TestAmerica Canton Job No.: 240-35500-1

SDG No.:

Client Sample ID: MSA-SW40A-032714 Lab Sample ID: 240-35500-13

Matrix: Water Lab File ID: UXR1992.D

Analysis Method: 8260B Date Collected: 03/27/2014 14:18

Sample wt/vol: 5(mL) Date Analyzed: 03/28/2014 19:30

Soil Aliquot Vol: Dilution Factor: 1

Soil Extract Vol.: GC Column: DB-624 ID: 0.18(mm)

% Moisture: Level: (low/med) Low

Analysis Batch No.: 124403 Units: ug/L

CAS NO.	COMPOUND NAME	RESULT	Q	RL	MDL
56-23-5	Carbon tetrachloride	1.0	U	1.0	0.13
108-90-7	Chlorobenzene	1.0	U	1.0	0.15
75-00-3	Chloroethane	1.0	U	1.0	0.29
67-66-3	Chloroform	1.0	U	1.0	0.16
74-87-3	Chloromethane	1.0	U	1.0	0.30
156-59-2	cis-1,2-Dichloroethene	7.2		1.0	0.17
10061-01-5	cis-1,3-Dichloropropene	1.0	U	1.0	0.14
124-48-1	Dibromochloromethane	1.0	U	1.0	0.18
74-95-3	Dibromomethane	1.0	U	1.0	0.28
75-71-8	Dichlorodifluoromethane	1.0	U	1.0	0.31
108-20-3	Diisopropyl ether	5.0	U	5.0	1.5
100-41-4	Ethylbenzene	1.0	U	1.0	0.17
637-92-3	Ethyl-t-butyl ether (ETBE)	5.0	U	5.0	0.11
87-68-3	Hexachlorobutadiene	1.0	U	1.0	0.30
98-82-8	Isopropylbenzene	1.0	U	1.0	0.13
1634-04-4	Methyl tert-butyl ether	1.0	U	1.0	0.17
75-09-2	Methylene Chloride	1.0	U	1.0	0.33
179601-23-1	m-Xylene & p-Xylene	0.52	J	2.0	0.24
91-20-3	Naphthalene	1.0	U	1.0	0.24
104-51-8	n-Butylbenzene	1.0	U	1.0	0.12
103-65-1	n-Propylbenzene	1.0	U	1.0	0.14
95-47-6	o-Xylene	1.0	U	1.0	0.14
99-87-6	p-Isopropyltoluene	1.0	U	1.0	0.12
135-98-8	sec-Butylbenzene	1.0	U	1.0	0.13
100-42-5	Styrene	1.0	U	1.0	0.11
994-05-8	Tert-amyl-methyl ether (TAME)	5.0	U	5.0	0.067
75-65-0	tert-Butyl alcohol	20	U	20	3.9
98-06-6	tert-Butylbenzene	1.0	U	1.0	0.13
127-18-4	Tetrachloroethene	1.0	U	1.0	0.29
108-88-3	Toluene	1.0	U	1.0	0.13
156-60-5	trans-1,2-Dichloroethene	1.0	U	1.0	0.19
10061-02-6	trans-1,3-Dichloropropene	1.0	U	1.0	0.19
79-01-6	Trichloroethene	11		1.0	0.17
75-69-4	Trichlorofluoromethane	1.0	U	1.0	0.21
108-05-4	Vinyl acetate	2.0	U	2.0	0.19
75-01-4	Vinyl chloride	1.1		0.50	0.22

FORM I
GC/MS VOA ORGANICS ANALYSIS DATA SHEET

Lab Name: TestAmerica Canton | Job No.: 240-35500-1

SDG No.:

Client Sample ID: MSA-SW40A-032714 | Lab Sample ID: 240-35500-13

Matrix: Water | Lab File ID: UXR1992.D

Analysis Method: 8260B | Date Collected: 03/27/2014 14:18

Sample wt/vol: 5(mL) | Date Analyzed: 03/28/2014 19:30

Soil Aliquot Vol: | Dilution Factor: 1

Soil Extract Vol.: | GC Column: DB-624 ID: 0.18(mm)

% Moisture: | Level: (low/med) Low

Analysis Batch No.: 124403 | Units: ug/L

CAS NO.	COMPOUND NAME	RESULT	Q	RL	MDL
1330-20-7	Xylenes, Total	0.52	J	2.0	0.14

CAS NO.	SURROGATE	%REC	Q	LIMITS
17060-07-0	1,2-Dichloroethane-d4 (Surr)	84		63-129
460-00-4	4-Bromofluorobenzene (Surr)	84		66-120
1868-53-7	Dibromofluoromethane (Surr)	96		75-121
2037-26-5	Toluene-d8 (Surr)	79		74-120

FORM I
GC/MS VOA ORGANICS ANALYSIS DATA SHEET

Lab Name: TestAmerica Canton | Job No.: 240-35500-1

SDG No.:

Client Sample ID: MSA-SW40B-032714 | Lab Sample ID: 240-35500-14

Matrix: Water | Lab File ID: UXR1993.D

Analysis Method: 8260B | Date Collected: 03/27/2014 14:22

Sample wt/vol: 5(mL) | Date Analyzed: 03/28/2014 19:53

Soil Aliquot Vol: | Dilution Factor: 1

Soil Extract Vol.: | GC Column: DB-624 ID: 0.18(mm)

% Moisture: | Level: (low/med) Low

Analysis Batch No.: 124403 | Units: ug/L

CAS NO.	COMPOUND NAME	RESULT	Q	RL	MDL
630-20-6	1,1,1,2-Tetrachloroethane	1.0	U	1.0	0.23
71-55-6	1,1,1-Trichloroethane	1.0	U	1.0	0.22
79-34-5	1,1,2,2-Tetrachloroethane	1.0	U	1.0	0.18
76-13-1	1,1,2-Trichloro-1,2,2-trichfluoroeth ane	1.0	U	1.0	0.28
75-34-3	1,1-Dichloroethane	1.0	U	1.0	0.15
75-35-4	1,1-Dichloroethene	1.0	U	1.0	0.19
563-58-6	1,1-Dichloropropene	1.0	U	1.0	0.13
87-61-6	1,2,3-Trichlorobenzene	1.0	U	1.0	0.17
96-18-4	1,2,3-Trichloropropane	1.0	U	1.0	0.43
526-73-8	1,2,3-Trimethylbenzene	5.0	U	5.0	0.0059
120-82-1	1,2,4-Trichlorobenzene	1.0	U	1.0	0.15
95-63-6	1,2,4-Trimethylbenzene	1.0	U	1.0	0.12
96-12-8	1,2-Dibromo-3-Chloropropane	5.0	U	5.0	0.67
106-93-4	1,2-Dibromoethane	1.0	U	1.0	0.24
95-50-1	1,2-Dichlorobenzene	1.0	U	1.0	0.13
107-06-2	1,2-Dichloroethane	1.0	U	1.0	0.22
78-87-5	1,2-Dichloropropane	1.0	U	1.0	0.18
541-73-1	1,3-Dichlorobenzene	1.0	U	1.0	0.14
142-28-9	1,3-Dichloropropane	1.0	U	1.0	0.16
106-46-7	1,4-Dichlorobenzene	1.0	U	1.0	0.13
594-20-7	2,2-Dichloropropane	1.0	U	1.0	0.13
78-93-3	2-Butanone	5.0	U	5.0	0.57
110-75-8	2-Chloroethyl vinyl ether	10	U	10	0.99
95-49-8	2-Chlorotoluene	1.0	U	1.0	0.11
591-78-6	2-Hexanone	5.0	U	5.0	0.41
106-43-4	4-Chlorotoluene	1.0	U	1.0	0.18
108-10-1	4-Methyl-2-pentanone	5.0	U	5.0	0.32
67-64-1	Acetone	1.3	J	5.0	1.1
71-43-2	Benzene	1.0	U	1.0	0.13
108-86-1	Bromobenzene	1.0	U	1.0	0.13
74-97-5	Bromochloromethane	1.0	U	1.0	0.29
75-27-4	Bromodichloromethane	1.0	U	1.0	0.15
75-25-2	Bromoform	1.0	U	1.0	0.64
74-83-9	Bromomethane	1.0	U	1.0	0.41
75-15-0	Carbon disulfide	1.0	U	1.0	0.13

FORM I
GC/MS VOA ORGANICS ANALYSIS DATA SHEET

Lab Name: TestAmerica Canton | Job No.: 240-35500-1

SDG No.:

Client Sample ID: MSA-SW40B-032714 | Lab Sample ID: 240-35500-14

Matrix: Water | Lab File ID: UXR1993.D

Analysis Method: 8260B | Date Collected: 03/27/2014 14:22

Sample wt/vol: 5(mL) | Date Analyzed: 03/28/2014 19:53

Soil Aliquot Vol: | Dilution Factor: 1

Soil Extract Vol.: | GC Column: DB-624 ID: 0.18(mm)

% Moisture: | Level: (low/med) Low

Analysis Batch No.: 124403 | Units: ug/L

CAS NO.	COMPOUND NAME	RESULT	Q	RL	MDL
56-23-5	Carbon tetrachloride	1.0	U	1.0	0.13
108-90-7	Chlorobenzene	1.0	U	1.0	0.15
75-00-3	Chloroethane	1.0	U	1.0	0.29
67-66-3	Chloroform	1.0	U	1.0	0.16
74-87-3	Chloromethane	1.0	U	1.0	0.30
156-59-2	cis-1,2-Dichloroethene	2.9		1.0	0.17
10061-01-5	cis-1,3-Dichloropropene	1.0	U	1.0	0.14
124-48-1	Dibromochloromethane	1.0	U	1.0	0.18
74-95-3	Dibromomethane	1.0	U	1.0	0.28
75-71-8	Dichlorodifluoromethane	1.0	U	1.0	0.31
108-20-3	Diisopropyl ether	5.0	U	5.0	1.5
100-41-4	Ethylbenzene	1.0	U	1.0	0.17
637-92-3	Ethyl-t-butyl ether (ETBE)	5.0	U	5.0	0.11
87-68-3	Hexachlorobutadiene	1.0	U	1.0	0.30
98-82-8	Isopropylbenzene	1.0	U	1.0	0.13
1634-04-4	Methyl tert-butyl ether	1.0	U	1.0	0.17
75-09-2	Methylene Chloride	1.0	U	1.0	0.33
179601-23-1	m-Xylene & p-Xylene	2.0	U	2.0	0.24
91-20-3	Naphthalene	1.0	U	1.0	0.24
104-51-8	n-Butylbenzene	1.0	U	1.0	0.12
103-65-1	n-Propylbenzene	1.0	U	1.0	0.14
95-47-6	o-Xylene	1.0	U	1.0	0.14
99-87-6	p-Isopropyltoluene	1.0	U	1.0	0.12
135-98-8	sec-Butylbenzene	1.0	U	1.0	0.13
100-42-5	Styrene	1.0	U	1.0	0.11
994-05-8	Tert-amyl-methyl ether (TAME)	5.0	U	5.0	0.067
75-65-0	tert-Butyl alcohol	20	U	20	3.9
98-06-6	tert-Butylbenzene	1.0	U	1.0	0.13
127-18-4	Tetrachloroethene	1.0	U	1.0	0.29
108-88-3	Toluene	1.0	U	1.0	0.13
156-60-5	trans-1,2-Dichloroethene	1.0	U	1.0	0.19
10061-02-6	trans-1,3-Dichloropropene	1.0	U	1.0	0.19
79-01-6	Trichloroethene	5.8		1.0	0.17
75-69-4	Trichlorofluoromethane	1.0	U	1.0	0.21
108-05-4	Vinyl acetate	2.0	U	2.0	0.19
75-01-4	Vinyl chloride	0.36	J	0.50	0.22

FORM I
GC/MS VOA ORGANICS ANALYSIS DATA SHEET

Lab Name: TestAmerica Canton Job No.: 240-35500-1

SDG No.:

Client Sample ID: MSA-SW40B-032714 Lab Sample ID: 240-35500-14

Matrix: Water Lab File ID: UXR1993.D

Analysis Method: 8260B Date Collected: 03/27/2014 14:22

Sample wt/vol: 5(mL) Date Analyzed: 03/28/2014 19:53

Soil Aliquot Vol: Dilution Factor: 1

Soil Extract Vol.: GC Column: DB-624 ID: 0.18(mm)

% Moisture: Level: (low/med) Low

Analysis Batch No.: 124403 Units: ug/L

CAS NO.	COMPOUND NAME	RESULT	Q	RL	MDL
1330-20-7	Xylenes, Total	2.0	U	2.0	0.14

CAS NO.	SURROGATE	%REC	Q	LIMITS
17060-07-0	1,2-Dichloroethane-d4 (Surr)	83		63-129
460-00-4	4-Bromofluorobenzene (Surr)	79		66-120
1868-53-7	Dibromofluoromethane (Surr)	96		75-121
2037-26-5	Toluene-d8 (Surr)	80		74-120

FORM I
GC/MS VOA ORGANICS ANALYSIS DATA SHEET

Lab Name: TestAmerica Canton | Job No.: 240-35500-1

SDG No.:

Client Sample ID: MSA-SW40C-032714 | Lab Sample ID: 240-35500-15

Matrix: Water | Lab File ID: UXR1994.D

Analysis Method: 8260B | Date Collected: 03/27/2014 14:27

Sample wt/vol: 5(mL) | Date Analyzed: 03/28/2014 20:16

Soil Aliquot Vol: | Dilution Factor: 1

Soil Extract Vol.: | GC Column: DB-624 ID: 0.18(mm)

% Moisture: | Level: (low/med) Low

Analysis Batch No.: 124403 | Units: ug/L

CAS NO.	COMPOUND NAME	RESULT	Q	RL	MDL
630-20-6	1,1,1,2-Tetrachloroethane	1.0	U	1.0	0.23
71-55-6	1,1,1-Trichloroethane	1.0	U	1.0	0.22
79-34-5	1,1,2,2-Tetrachloroethane	1.0	U	1.0	0.18
76-13-1	1,1,2-Trichloro-1,2,2-trichfluoroeth ane	1.0	U	1.0	0.28
75-34-3	1,1-Dichloroethane	1.0	U	1.0	0.15
75-35-4	1,1-Dichloroethene	1.0	U	1.0	0.19
563-58-6	1,1-Dichloropropene	1.0	U	1.0	0.13
87-61-6	1,2,3-Trichlorobenzene	1.0	U	1.0	0.17
96-18-4	1,2,3-Trichloropropane	1.0	U	1.0	0.43
526-73-8	1,2,3-Trimethylbenzene	5.0	U	5.0	0.0059
120-82-1	1,2,4-Trichlorobenzene	1.0	U	1.0	0.15
95-63-6	1,2,4-Trimethylbenzene	1.0	U	1.0	0.12
96-12-8	1,2-Dibromo-3-Chloropropane	5.0	U	5.0	0.67
106-93-4	1,2-Dibromoethane	1.0	U	1.0	0.24
95-50-1	1,2-Dichlorobenzene	1.0	U	1.0	0.13
107-06-2	1,2-Dichloroethane	1.0	U	1.0	0.22
78-87-5	1,2-Dichloropropane	1.0	U	1.0	0.18
541-73-1	1,3-Dichlorobenzene	1.0	U	1.0	0.14
142-28-9	1,3-Dichloropropane	1.0	U	1.0	0.16
106-46-7	1,4-Dichlorobenzene	1.0	U	1.0	0.13
594-20-7	2,2-Dichloropropane	1.0	U	1.0	0.13
78-93-3	2-Butanone	5.0	U	5.0	0.57
110-75-8	2-Chloroethyl vinyl ether	10	U	10	0.99
95-49-8	2-Chlorotoluene	1.0	U	1.0	0.11
591-78-6	2-Hexanone	5.0	U	5.0	0.41
106-43-4	4-Chlorotoluene	1.0	U	1.0	0.18
108-10-1	4-Methyl-2-pentanone	5.0	U	5.0	0.32
67-64-1	Acetone	1.1	J	5.0	1.1
71-43-2	Benzene	1.0	U	1.0	0.13
108-86-1	Bromobenzene	1.0	U	1.0	0.13
74-97-5	Bromochloromethane	1.0	U	1.0	0.29
75-27-4	Bromodichloromethane	1.0	U	1.0	0.15
75-25-2	Bromoform	1.0	U	1.0	0.64
74-83-9	Bromomethane	1.0	U	1.0	0.41
75-15-0	Carbon disulfide	1.0	U	1.0	0.13

FORM I
GC/MS VOA ORGANICS ANALYSIS DATA SHEET

Lab Name: TestAmerica Canton | Job No.: 240-35500-1

SDG No.:

Client Sample ID: MSA-SW40C-032714 | Lab Sample ID: 240-35500-15

Matrix: Water | Lab File ID: UXR1994.D

Analysis Method: 8260B | Date Collected: 03/27/2014 14:27

Sample wt/vol: 5(mL) | Date Analyzed: 03/28/2014 20:16

Soil Aliquot Vol: | Dilution Factor: 1

Soil Extract Vol.: | GC Column: DB-624 ID: 0.18(mm)

% Moisture: | Level: (low/med) Low

Analysis Batch No.: 124403 | Units: ug/L

CAS NO.	COMPOUND NAME	RESULT	Q	RL	MDL
56-23-5	Carbon tetrachloride	1.0	U	1.0	0.13
108-90-7	Chlorobenzene	1.0	U	1.0	0.15
75-00-3	Chloroethane	1.0	U	1.0	0.29
67-66-3	Chloroform	1.0	U	1.0	0.16
74-87-3	Chloromethane	1.0	U	1.0	0.30
156-59-2	cis-1,2-Dichloroethene	1.6		1.0	0.17
10061-01-5	cis-1,3-Dichloropropene	1.0	U	1.0	0.14
124-48-1	Dibromochloromethane	1.0	U	1.0	0.18
74-95-3	Dibromomethane	1.0	U	1.0	0.28
75-71-8	Dichlorodifluoromethane	1.0	U	1.0	0.31
108-20-3	Diisopropyl ether	5.0	U	5.0	1.5
100-41-4	Ethylbenzene	1.0	U	1.0	0.17
637-92-3	Ethyl-t-butyl ether (ETBE)	5.0	U	5.0	0.11
87-68-3	Hexachlorobutadiene	1.0	U	1.0	0.30
98-82-8	Isopropylbenzene	1.0	U	1.0	0.13
1634-04-4	Methyl tert-butyl ether	1.0	U	1.0	0.17
75-09-2	Methylene Chloride	1.0	U	1.0	0.33
179601-23-1	m-Xylene & p-Xylene	2.0	U	2.0	0.24
91-20-3	Naphthalene	1.0	U	1.0	0.24
104-51-8	n-Butylbenzene	1.0	U	1.0	0.12
103-65-1	n-Propylbenzene	1.0	U	1.0	0.14
95-47-6	o-Xylene	1.0	U	1.0	0.14
99-87-6	p-Isopropyltoluene	1.0	U	1.0	0.12
135-98-8	sec-Butylbenzene	1.0	U	1.0	0.13
100-42-5	Styrene	1.0	U	1.0	0.11
994-05-8	Tert-amyl-methyl ether (TAME)	5.0	U	5.0	0.067
75-65-0	tert-Butyl alcohol	20	U	20	3.9
98-06-6	tert-Butylbenzene	1.0	U	1.0	0.13
127-18-4	Tetrachloroethene	1.0	U	1.0	0.29
108-88-3	Toluene	1.0	U	1.0	0.13
156-60-5	trans-1,2-Dichloroethene	1.0	U	1.0	0.19
10061-02-6	trans-1,3-Dichloropropene	1.0	U	1.0	0.19
79-01-6	Trichloroethene	3.7		1.0	0.17
75-69-4	Trichlorofluoromethane	1.0	U	1.0	0.21
108-05-4	Vinyl acetate	2.0	U	2.0	0.19
75-01-4	Vinyl chloride	0.27	J	0.50	0.22

FORM I
GC/MS VOA ORGANICS ANALYSIS DATA SHEET

Lab Name: TestAmerica Canton | Job No.: 240-35500-1

SDG No.:

Client Sample ID: MSA-SW40C-032714 | Lab Sample ID: 240-35500-15

Matrix: Water | Lab File ID: UXR1994.D

Analysis Method: 8260B | Date Collected: 03/27/2014 14:27

Sample wt/vol: 5(mL) | Date Analyzed: 03/28/2014 20:16

Soil Aliquot Vol: | Dilution Factor: 1

Soil Extract Vol.: | GC Column: DB-624 ID: 0.18(mm)

% Moisture: | Level: (low/med) Low

Analysis Batch No.: 124403 | Units: ug/L

CAS NO.	COMPOUND NAME	RESULT	Q	RL	MDL
1330-20-7	Xylenes, Total	2.0	U	2.0	0.14

CAS NO.	SURROGATE	%REC	Q	LIMITS
17060-07-0	1,2-Dichloroethane-d4 (Surr)	84		63-129
460-00-4	4-Bromofluorobenzene (Surr)	81		66-120
1868-53-7	Dibromofluoromethane (Surr)	98		75-121
2037-26-5	Toluene-d8 (Surr)	78		74-120

FORM I
GC/MS VOA ORGANICS ANALYSIS DATA SHEET

Lab Name: TestAmerica Canton | Job No.: 240-35500-1

SDG No.:

Client Sample ID: MSA-SW40D-032714 | Lab Sample ID: 240-35500-16

Matrix: Water | Lab File ID: UXR1995.D

Analysis Method: 8260B | Date Collected: 03/27/2014 14:32

Sample wt/vol: 5(mL) | Date Analyzed: 03/28/2014 20:38

Soil Aliquot Vol: | Dilution Factor: 1

Soil Extract Vol.: | GC Column: DB-624 ID: 0.18(mm)

% Moisture: | Level: (low/med) Low

Analysis Batch No.: 124403 | Units: ug/L

CAS NO.	COMPOUND NAME	RESULT	Q	RL	MDL
630-20-6	1,1,1,2-Tetrachloroethane	1.0	U	1.0	0.23
71-55-6	1,1,1-Trichloroethane	1.0	U	1.0	0.22
79-34-5	1,1,2,2-Tetrachloroethane	1.0	U	1.0	0.18
76-13-1	1,1,2-Trichloro-1,2,2-trichfluoroeth ane	1.0	U	1.0	0.28
75-34-3	1,1-Dichloroethane	1.0	U	1.0	0.15
75-35-4	1,1-Dichloroethene	1.0	U	1.0	0.19
563-58-6	1,1-Dichloropropene	1.0	U	1.0	0.13
87-61-6	1,2,3-Trichlorobenzene	1.0	U	1.0	0.17
96-18-4	1,2,3-Trichloropropane	1.0	U	1.0	0.43
526-73-8	1,2,3-Trimethylbenzene	5.0	U	5.0	0.0059
120-82-1	1,2,4-Trichlorobenzene	1.0	U	1.0	0.15
95-63-6	1,2,4-Trimethylbenzene	1.0	U	1.0	0.12
96-12-8	1,2-Dibromo-3-Chloropropane	5.0	U	5.0	0.67
106-93-4	1,2-Dibromoethane	1.0	U	1.0	0.24
95-50-1	1,2-Dichlorobenzene	1.0	U	1.0	0.13
107-06-2	1,2-Dichloroethane	1.0	U	1.0	0.22
78-87-5	1,2-Dichloropropane	1.0	U	1.0	0.18
541-73-1	1,3-Dichlorobenzene	1.0	U	1.0	0.14
142-28-9	1,3-Dichloropropane	1.0	U	1.0	0.16
106-46-7	1,4-Dichlorobenzene	1.0	U	1.0	0.13
594-20-7	2,2-Dichloropropane	1.0	U	1.0	0.13
78-93-3	2-Butanone	5.0	U	5.0	0.57
110-75-8	2-Chloroethyl vinyl ether	10	U	10	0.99
95-49-8	2-Chlorotoluene	1.0	U	1.0	0.11
591-78-6	2-Hexanone	5.0	U	5.0	0.41
106-43-4	4-Chlorotoluene	1.0	U	1.0	0.18
108-10-1	4-Methyl-2-pentanone	5.0	U	5.0	0.32
67-64-1	Acetone	5.0	U	5.0	1.1
71-43-2	Benzene	1.0	U	1.0	0.13
108-86-1	Bromobenzene	1.0	U	1.0	0.13
74-97-5	Bromochloromethane	1.0	U	1.0	0.29
75-27-4	Bromodichloromethane	1.0	U	1.0	0.15
75-25-2	Bromoform	1.0	U	1.0	0.64
74-83-9	Bromomethane	1.0	U	1.0	0.41
75-15-0	Carbon disulfide	1.0	U	1.0	0.13

FORM I
GC/MS VOA ORGANICS ANALYSIS DATA SHEET

Lab Name: TestAmerica Canton | Job No.: 240-35500-1

SDG No.:

Client Sample ID: MSA-SW40D-032714 | Lab Sample ID: 240-35500-16

Matrix: Water | Lab File ID: UXR1995.D

Analysis Method: 8260B | Date Collected: 03/27/2014 14:32

Sample wt/vol: 5(mL) | Date Analyzed: 03/28/2014 20:38

Soil Aliquot Vol: | Dilution Factor: 1

Soil Extract Vol.: | GC Column: DB-624 ID: 0.18(mm)

% Moisture: | Level: (low/med) Low

Analysis Batch No.: 124403 | Units: ug/L

CAS NO.	COMPOUND NAME	RESULT	Q	RL	MDL
56-23-5	Carbon tetrachloride	1.0	U	1.0	0.13
108-90-7	Chlorobenzene	1.0	U	1.0	0.15
75-00-3	Chloroethane	1.0	U	1.0	0.29
67-66-3	Chloroform	1.0	U	1.0	0.16
74-87-3	Chloromethane	1.0	U	1.0	0.30
156-59-2	cis-1,2-Dichloroethene	1.0	U	1.0	0.17
10061-01-5	cis-1,3-Dichloropropene	1.0	U	1.0	0.14
124-48-1	Dibromochloromethane	1.0	U	1.0	0.18
74-95-3	Dibromomethane	1.0	U	1.0	0.28
75-71-8	Dichlorodifluoromethane	1.0	U	1.0	0.31
108-20-3	Diisopropyl ether	5.0	U	5.0	1.5
100-41-4	Ethylbenzene	1.0	U	1.0	0.17
637-92-3	Ethyl-t-butyl ether (ETBE)	5.0	U	5.0	0.11
87-68-3	Hexachlorobutadiene	1.0	U	1.0	0.30
98-82-8	Isopropylbenzene	1.0	U	1.0	0.13
1634-04-4	Methyl tert-butyl ether	1.0	U	1.0	0.17
75-09-2	Methylene Chloride	1.0	U	1.0	0.33
179601-23-1	m-Xylene & p-Xylene	2.0	U	2.0	0.24
91-20-3	Naphthalene	1.0	U	1.0	0.24
104-51-8	n-Butylbenzene	1.0	U	1.0	0.12
103-65-1	n-Propylbenzene	1.0	U	1.0	0.14
95-47-6	o-Xylene	1.0	U	1.0	0.14
99-87-6	p-Isopropyltoluene	1.0	U	1.0	0.12
135-98-8	sec-Butylbenzene	1.0	U	1.0	0.13
100-42-5	Styrene	1.0	U	1.0	0.11
994-05-8	Tert-amyl-methyl ether (TAME)	5.0	U	5.0	0.067
75-65-0	tert-Butyl alcohol	20	U	20	3.9
98-06-6	tert-Butylbenzene	1.0	U	1.0	0.13
127-18-4	Tetrachloroethene	1.0	U	1.0	0.29
108-88-3	Toluene	0.14	J	1.0	0.13
156-60-5	trans-1,2-Dichloroethene	1.0	U	1.0	0.19
10061-02-6	trans-1,3-Dichloropropene	1.0	U	1.0	0.19
79-01-6	Trichloroethene	1.6		1.0	0.17
75-69-4	Trichlorofluoromethane	1.0	U	1.0	0.21
108-05-4	Vinyl acetate	2.0	U	2.0	0.19
75-01-4	Vinyl chloride	0.50	U	0.50	0.22

FORM I
GC/MS VOA ORGANICS ANALYSIS DATA SHEET

Lab Name: TestAmerica Canton | Job No.: 240-35500-1

SDG No.:

Client Sample ID: MSA-SW40D-032714 | Lab Sample ID: 240-35500-16

Matrix: Water | Lab File ID: UXR1995.D

Analysis Method: 8260B | Date Collected: 03/27/2014 14:32

Sample wt/vol: 5(mL) | Date Analyzed: 03/28/2014 20:38

Soil Aliquot Vol: | Dilution Factor: 1

Soil Extract Vol.: | GC Column: DB-624 ID: 0.18(mm)

% Moisture: | Level: (low/med) Low

Analysis Batch No.: 124403 | Units: ug/L

CAS NO.	COMPOUND NAME	RESULT	Q	RL	MDL
1330-20-7	Xylenes, Total	2.0	U	2.0	0.14

CAS NO.	SURROGATE	%REC	Q	LIMITS
17060-07-0	1,2-Dichloroethane-d4 (Surr)	85		63-129
460-00-4	4-Bromofluorobenzene (Surr)	84		66-120
1868-53-7	Dibromofluoromethane (Surr)	103		75-121
2037-26-5	Toluene-d8 (Surr)	82		74-120

FORM I
GC/MS VOA ORGANICS ANALYSIS DATA SHEET

Lab Name: TestAmerica Canton | Job No.: 240-35500-1

SDG No.:

Client Sample ID: MSA-SW41A-032714 | Lab Sample ID: 240-35500-17

Matrix: Water | Lab File ID: UXR1996.D

Analysis Method: 8260B | Date Collected: 03/27/2014 13:37

Sample wt/vol: 5(mL) | Date Analyzed: 03/28/2014 21:01

Soil Aliquot Vol: | Dilution Factor: 1

Soil Extract Vol.: | GC Column: DB-624 ID: 0.18(mm)

% Moisture: | Level: (low/med) Low

Analysis Batch No.: 124403 | Units: ug/L

CAS NO.	COMPOUND NAME	RESULT	Q	RL	MDL
630-20-6	1,1,1,2-Tetrachloroethane	1.0	U	1.0	0.23
71-55-6	1,1,1-Trichloroethane	1.0	U	1.0	0.22
79-34-5	1,1,2,2-Tetrachloroethane	1.0	U	1.0	0.18
76-13-1	1,1,2-Trichloro-1,2,2-trichfluoroeth ane	1.0	U	1.0	0.28
75-34-3	1,1-Dichloroethane	1.0	U	1.0	0.15
75-35-4	1,1-Dichloroethene	1.0	U	1.0	0.19
563-58-6	1,1-Dichloropropene	1.0	U	1.0	0.13
87-61-6	1,2,3-Trichlorobenzene	1.0	U	1.0	0.17
96-18-4	1,2,3-Trichloropropane	1.0	U	1.0	0.43
526-73-8	1,2,3-Trimethylbenzene	5.0	U	5.0	0.0059
120-82-1	1,2,4-Trichlorobenzene	1.0	U	1.0	0.15
95-63-6	1,2,4-Trimethylbenzene	1.0	U	1.0	0.12
96-12-8	1,2-Dibromo-3-Chloropropane	5.0	U	5.0	0.67
106-93-4	1,2-Dibromoethane	1.0	U	1.0	0.24
95-50-1	1,2-Dichlorobenzene	1.0	U	1.0	0.13
107-06-2	1,2-Dichloroethane	1.0	U	1.0	0.22
78-87-5	1,2-Dichloropropane	1.0	U	1.0	0.18
541-73-1	1,3-Dichlorobenzene	1.0	U	1.0	0.14
142-28-9	1,3-Dichloropropane	1.0	U	1.0	0.16
106-46-7	1,4-Dichlorobenzene	1.0	U	1.0	0.13
594-20-7	2,2-Dichloropropane	1.0	U	1.0	0.13
78-93-3	2-Butanone	5.0	U	5.0	0.57
110-75-8	2-Chloroethyl vinyl ether	10	U	10	0.99
95-49-8	2-Chlorotoluene	1.0	U	1.0	0.11
591-78-6	2-Hexanone	5.0	U	5.0	0.41
106-43-4	4-Chlorotoluene	1.0	U	1.0	0.18
108-10-1	4-Methyl-2-pentanone	5.0	U	5.0	0.32
67-64-1	Acetone	1.6	J	5.0	1.1
71-43-2	Benzene	1.0	U	1.0	0.13
108-86-1	Bromobenzene	1.0	U	1.0	0.13
74-97-5	Bromochloromethane	1.0	U	1.0	0.29
75-27-4	Bromodichloromethane	1.0	U	1.0	0.15
75-25-2	Bromoform	1.0	U	1.0	0.64
74-83-9	Bromomethane	1.0	U	1.0	0.41
75-15-0	Carbon disulfide	1.0	U	1.0	0.13

FORM I
GC/MS VOA ORGANICS ANALYSIS DATA SHEET

Lab Name: TestAmerica Canton | Job No.: 240-35500-1

SDG No.:

Client Sample ID: MSA-SW41A-032714 | Lab Sample ID: 240-35500-17

Matrix: Water | Lab File ID: UXR1996.D

Analysis Method: 8260B | Date Collected: 03/27/2014 13:37

Sample wt/vol: 5(mL) | Date Analyzed: 03/28/2014 21:01

Soil Aliquot Vol: | Dilution Factor: 1

Soil Extract Vol.: | GC Column: DB-624 ID: 0.18(mm)

% Moisture: | Level: (low/med) Low

Analysis Batch No.: 124403 | Units: ug/L

CAS NO.	COMPOUND NAME	RESULT	Q	RL	MDL
56-23-5	Carbon tetrachloride	1.0	U	1.0	0.13
108-90-7	Chlorobenzene	1.0	U	1.0	0.15
75-00-3	Chloroethane	1.0	U	1.0	0.29
67-66-3	Chloroform	1.0	U	1.0	0.16
74-87-3	Chloromethane	1.0	U	1.0	0.30
156-59-2	cis-1,2-Dichloroethene	2.5		1.0	0.17
10061-01-5	cis-1,3-Dichloropropene	1.0	U	1.0	0.14
124-48-1	Dibromochloromethane	1.0	U	1.0	0.18
74-95-3	Dibromomethane	1.0	U	1.0	0.28
75-71-8	Dichlorodifluoromethane	1.0	U	1.0	0.31
108-20-3	Diisopropyl ether	5.0	U	5.0	1.5
100-41-4	Ethylbenzene	1.0	U	1.0	0.17
637-92-3	Ethyl-t-butyl ether (ETBE)	5.0	U	5.0	0.11
87-68-3	Hexachlorobutadiene	1.0	U	1.0	0.30
98-82-8	Isopropylbenzene	1.0	U	1.0	0.13
1634-04-4	Methyl tert-butyl ether	1.0	U	1.0	0.17
75-09-2	Methylene Chloride	1.0	U	1.0	0.33
179601-23-1	m-Xylene & p-Xylene	2.0	U	2.0	0.24
91-20-3	Naphthalene	1.0	U	1.0	0.24
104-51-8	n-Butylbenzene	1.0	U	1.0	0.12
103-65-1	n-Propylbenzene	1.0	U	1.0	0.14
95-47-6	o-Xylene	1.0	U	1.0	0.14
99-87-6	p-Isopropyltoluene	1.0	U	1.0	0.12
135-98-8	sec-Butylbenzene	1.0	U	1.0	0.13
100-42-5	Styrene	1.0	U	1.0	0.11
994-05-8	Tert-amyl-methyl ether (TAME)	5.0	U	5.0	0.067
75-65-0	tert-Butyl alcohol	20	U	20	3.9
98-06-6	tert-Butylbenzene	1.0	U	1.0	0.13
127-18-4	Tetrachloroethene	1.0	U	1.0	0.29
108-88-3	Toluene	1.0	U	1.0	0.13
156-60-5	trans-1,2-Dichloroethene	1.0	U	1.0	0.19
10061-02-6	trans-1,3-Dichloropropene	1.0	U	1.0	0.19
79-01-6	Trichloroethene	3.3		1.0	0.17
75-69-4	Trichlorofluoromethane	1.0	U	1.0	0.21
108-05-4	Vinyl acetate	2.0	U	2.0	0.19
75-01-4	Vinyl chloride	0.50	U	0.50	0.22

FORM I
GC/MS VOA ORGANICS ANALYSIS DATA SHEET

Lab Name: TestAmerica Canton | Job No.: 240-35500-1

SDG No.:

Client Sample ID: MSA-SW41A-032714 | Lab Sample ID: 240-35500-17

Matrix: Water | Lab File ID: UXR1996.D

Analysis Method: 8260B | Date Collected: 03/27/2014 13:37

Sample wt/vol: 5(mL) | Date Analyzed: 03/28/2014 21:01

Soil Aliquot Vol: | Dilution Factor: 1

Soil Extract Vol.: | GC Column: DB-624 ID: 0.18(mm)

% Moisture: | Level: (low/med) Low

Analysis Batch No.: 124403 | Units: ug/L

CAS NO.	COMPOUND NAME	RESULT	Q	RL	MDL
1330-20-7	Xylenes, Total	2.0	U	2.0	0.14

CAS NO.	SURROGATE	%REC	Q	LIMITS
17060-07-0	1,2-Dichloroethane-d4 (Surr)	80		63-129
460-00-4	4-Bromofluorobenzene (Surr)	78		66-120
1868-53-7	Dibromofluoromethane (Surr)	91		75-121
2037-26-5	Toluene-d8 (Surr)	77		74-120

FORM I
GC/MS VOA ORGANICS ANALYSIS DATA SHEET

Lab Name: TestAmerica Canton Job No.: 240-35500-1

SDG No.:

Client Sample ID: MSA-SW41B-032714 Lab Sample ID: 240-35500-18

Matrix: Water Lab File ID: UXR1997.D

Analysis Method: 8260B Date Collected: 03/27/2014 13:41

Sample wt/vol: 5(mL) Date Analyzed: 03/28/2014 21:23

Soil Aliquot Vol: Dilution Factor: 1

Soil Extract Vol.: GC Column: DB-624 ID: 0.18(mm)

% Moisture: Level: (low/med) Low

Analysis Batch No.: 124403 Units: ug/L

CAS NO.	COMPOUND NAME	RESULT	Q	RL	MDL
630-20-6	1,1,1,2-Tetrachloroethane	1.0	U	1.0	0.23
71-55-6	1,1,1-Trichloroethane	1.0	U	1.0	0.22
79-34-5	1,1,2,2-Tetrachloroethane	1.0	U	1.0	0.18
76-13-1	1,1,2-Trichloro-1,2,2-trichfluoroeth ane	1.0	U	1.0	0.28
75-34-3	1,1-Dichloroethane	1.0	U	1.0	0.15
75-35-4	1,1-Dichloroethene	1.0	U	1.0	0.19
563-58-6	1,1-Dichloropropene	1.0	U	1.0	0.13
87-61-6	1,2,3-Trichlorobenzene	1.0	U	1.0	0.17
96-18-4	1,2,3-Trichloropropane	1.0	U	1.0	0.43
526-73-8	1,2,3-Trimethylbenzene	5.0	U	5.0	0.0059
120-82-1	1,2,4-Trichlorobenzene	1.0	U	1.0	0.15
95-63-6	1,2,4-Trimethylbenzene	1.0	U	1.0	0.12
96-12-8	1,2-Dibromo-3-Chloropropane	5.0	U	5.0	0.67
106-93-4	1,2-Dibromoethane	1.0	U	1.0	0.24
95-50-1	1,2-Dichlorobenzene	1.0	U	1.0	0.13
107-06-2	1,2-Dichloroethane	1.0	U	1.0	0.22
78-87-5	1,2-Dichloropropane	1.0	U	1.0	0.18
541-73-1	1,3-Dichlorobenzene	1.0	U	1.0	0.14
142-28-9	1,3-Dichloropropane	1.0	U	1.0	0.16
106-46-7	1,4-Dichlorobenzene	1.0	U	1.0	0.13
594-20-7	2,2-Dichloropropane	1.0	U	1.0	0.13
78-93-3	2-Butanone	5.0	U	5.0	0.57
110-75-8	2-Chloroethyl vinyl ether	10	U	10	0.99
95-49-8	2-Chlorotoluene	1.0	U	1.0	0.11
591-78-6	2-Hexanone	5.0	U	5.0	0.41
106-43-4	4-Chlorotoluene	1.0	U	1.0	0.18
108-10-1	4-Methyl-2-pentanone	5.0	U	5.0	0.32
67-64-1	Acetone	1.3	J	5.0	1.1
71-43-2	Benzene	1.0	U	1.0	0.13
108-86-1	Bromobenzene	1.0	U	1.0	0.13
74-97-5	Bromochloromethane	1.0	U	1.0	0.29
75-27-4	Bromodichloromethane	1.0	U	1.0	0.15
75-25-2	Bromoform	1.0	U	1.0	0.64
74-83-9	Bromomethane	1.0	U	1.0	0.41
75-15-0	Carbon disulfide	1.0	U	1.0	0.13

FORM I
GC/MS VOA ORGANICS ANALYSIS DATA SHEET

Lab Name: TestAmerica Canton | Job No.: 240-35500-1

SDG No.:

Client Sample ID: MSA-SW41B-032714 | Lab Sample ID: 240-35500-18

Matrix: Water | Lab File ID: UXR1997.D

Analysis Method: 8260B | Date Collected: 03/27/2014 13:41

Sample wt/vol: 5(mL) | Date Analyzed: 03/28/2014 21:23

Soil Aliquot Vol: | Dilution Factor: 1

Soil Extract Vol.: | GC Column: DB-624 ID: 0.18(mm)

% Moisture: | Level: (low/med) Low

Analysis Batch No.: 124403 | Units: ug/L

CAS NO.	COMPOUND NAME	RESULT	Q	RL	MDL
56-23-5	Carbon tetrachloride	1.0	U	1.0	0.13
108-90-7	Chlorobenzene	1.0	U	1.0	0.15
75-00-3	Chloroethane	1.0	U	1.0	0.29
67-66-3	Chloroform	1.0	U	1.0	0.16
74-87-3	Chloromethane	1.0	U	1.0	0.30
156-59-2	cis-1,2-Dichloroethene	1.0	U	1.0	0.17
10061-01-5	cis-1,3-Dichloropropene	1.0	U	1.0	0.14
124-48-1	Dibromochloromethane	1.0	U	1.0	0.18
74-95-3	Dibromomethane	1.0	U	1.0	0.28
75-71-8	Dichlorodifluoromethane	1.0	U	1.0	0.31
108-20-3	Diisopropyl ether	5.0	U	5.0	1.5
100-41-4	Ethylbenzene	1.0	U	1.0	0.17
637-92-3	Ethyl-t-butyl ether (ETBE)	5.0	U	5.0	0.11
87-68-3	Hexachlorobutadiene	1.0	U	1.0	0.30
98-82-8	Isopropylbenzene	1.0	U	1.0	0.13
1634-04-4	Methyl tert-butyl ether	1.0	U	1.0	0.17
75-09-2	Methylene Chloride	1.0	U	1.0	0.33
179601-23-1	m-Xylene & p-Xylene	2.0	U	2.0	0.24
91-20-3	Naphthalene	1.0	U	1.0	0.24
104-51-8	n-Butylbenzene	1.0	U	1.0	0.12
103-65-1	n-Propylbenzene	1.0	U	1.0	0.14
95-47-6	o-Xylene	1.0	U	1.0	0.14
99-87-6	p-Isopropyltoluene	1.0	U	1.0	0.12
135-98-8	sec-Butylbenzene	1.0	U	1.0	0.13
100-42-5	Styrene	1.0	U	1.0	0.11
994-05-8	Tert-amyl-methyl ether (TAME)	5.0	U	5.0	0.067
75-65-0	tert-Butyl alcohol	20	U	20	3.9
98-06-6	tert-Butylbenzene	1.0	U	1.0	0.13
127-18-4	Tetrachloroethene	1.0	U	1.0	0.29
108-88-3	Toluene	1.0	U	1.0	0.13
156-60-5	trans-1,2-Dichloroethene	1.0	U	1.0	0.19
10061-02-6	trans-1,3-Dichloropropene	1.0	U	1.0	0.19
79-01-6	Trichloroethene	1.3		1.0	0.17
75-69-4	Trichlorofluoromethane	1.0	U	1.0	0.21
108-05-4	Vinyl acetate	2.0	U	2.0	0.19
75-01-4	Vinyl chloride	0.50	U	0.50	0.22

FORM I
GC/MS VOA ORGANICS ANALYSIS DATA SHEET

Lab Name: TestAmerica Canton | Job No.: 240-35500-1

SDG No.:

Client Sample ID: MSA-SW41B-032714 | Lab Sample ID: 240-35500-18

Matrix: Water | Lab File ID: UXR1997.D

Analysis Method: 8260B | Date Collected: 03/27/2014 13:41

Sample wt/vol: 5(mL) | Date Analyzed: 03/28/2014 21:23

Soil Aliquot Vol: | Dilution Factor: 1

Soil Extract Vol.: | GC Column: DB-624 ID: 0.18(mm)

% Moisture: | Level: (low/med) Low

Analysis Batch No.: 124403 | Units: ug/L

CAS NO.	COMPOUND NAME	RESULT	Q	RL	MDL
1330-20-7	Xylenes, Total	2.0	U	2.0	0.14

CAS NO.	SURROGATE	%REC	Q	LIMITS
17060-07-0	1,2-Dichloroethane-d4 (Surr)	83		63-129
460-00-4	4-Bromofluorobenzene (Surr)	81		66-120
1868-53-7	Dibromofluoromethane (Surr)	99		75-121
2037-26-5	Toluene-d8 (Surr)	80		74-120

FORM I
GC/MS VOA ORGANICS ANALYSIS DATA SHEET

Lab Name: TestAmerica Canton | Job No.: 240-35500-1

SDG No.:

Client Sample ID: MSA-SW41C-032714 | Lab Sample ID: 240-35500-19

Matrix: Water | Lab File ID: UXR1998.D

Analysis Method: 8260B | Date Collected: 03/27/2014 13:46

Sample wt/vol: 5(mL) | Date Analyzed: 03/28/2014 21:46

Soil Aliquot Vol: | Dilution Factor: 1

Soil Extract Vol.: | GC Column: DB-624 ID: 0.18(mm)

% Moisture: | Level: (low/med) Low

Analysis Batch No.: 124403 | Units: ug/L

CAS NO.	COMPOUND NAME	RESULT	Q	RL	MDL
630-20-6	1,1,1,2-Tetrachloroethane	1.0	U	1.0	0.23
71-55-6	1,1,1-Trichloroethane	1.0	U	1.0	0.22
79-34-5	1,1,2,2-Tetrachloroethane	1.0	U	1.0	0.18
76-13-1	1,1,2-Trichloro-1,2,2-trichfluoroeth ane	1.0	U	1.0	0.28
75-34-3	1,1-Dichloroethane	1.0	U	1.0	0.15
75-35-4	1,1-Dichloroethene	1.0	U	1.0	0.19
563-58-6	1,1-Dichloropropene	1.0	U	1.0	0.13
87-61-6	1,2,3-Trichlorobenzene	1.0	U	1.0	0.17
96-18-4	1,2,3-Trichloropropane	1.0	U	1.0	0.43
526-73-8	1,2,3-Trimethylbenzene	5.0	U	5.0	0.0059
120-82-1	1,2,4-Trichlorobenzene	1.0	U	1.0	0.15
95-63-6	1,2,4-Trimethylbenzene	1.0	U	1.0	0.12
96-12-8	1,2-Dibromo-3-Chloropropane	5.0	U	5.0	0.67
106-93-4	1,2-Dibromoethane	1.0	U	1.0	0.24
95-50-1	1,2-Dichlorobenzene	1.0	U	1.0	0.13
107-06-2	1,2-Dichloroethane	1.0	U	1.0	0.22
78-87-5	1,2-Dichloropropane	1.0	U	1.0	0.18
541-73-1	1,3-Dichlorobenzene	1.0	U	1.0	0.14
142-28-9	1,3-Dichloropropane	1.0	U	1.0	0.16
106-46-7	1,4-Dichlorobenzene	1.0	U	1.0	0.13
594-20-7	2,2-Dichloropropane	1.0	U	1.0	0.13
78-93-3	2-Butanone	5.0	U	5.0	0.57
110-75-8	2-Chloroethyl vinyl ether	10	U	10	0.99
95-49-8	2-Chlorotoluene	1.0	U	1.0	0.11
591-78-6	2-Hexanone	5.0	U	5.0	0.41
106-43-4	4-Chlorotoluene	1.0	U	1.0	0.18
108-10-1	4-Methyl-2-pentanone	5.0	U	5.0	0.32
67-64-1	Acetone	1.5	J	5.0	1.1
71-43-2	Benzene	1.0	U	1.0	0.13
108-86-1	Bromobenzene	1.0	U	1.0	0.13
74-97-5	Bromochloromethane	1.0	U	1.0	0.29
75-27-4	Bromodichloromethane	1.0	U	1.0	0.15
75-25-2	Bromoform	1.0	U	1.0	0.64
74-83-9	Bromomethane	1.0	U	1.0	0.41
75-15-0	Carbon disulfide	1.0	U	1.0	0.13

FORM I
GC/MS VOA ORGANICS ANALYSIS DATA SHEET

Lab Name: TestAmerica Canton Job No.: 240-35500-1

SDG No.:

Client Sample ID: MSA-SW41C-032714 Lab Sample ID: 240-35500-19

Matrix: Water Lab File ID: UXR1998.D

Analysis Method: 8260B Date Collected: 03/27/2014 13:46

Sample wt/vol: 5(mL) Date Analyzed: 03/28/2014 21:46

Soil Aliquot Vol: Dilution Factor: 1

Soil Extract Vol.: GC Column: DB-624 ID: 0.18(mm)

% Moisture: Level: (low/med) Low

Analysis Batch No.: 124403 Units: ug/L

CAS NO.	COMPOUND NAME	RESULT	Q	RL	MDL
56-23-5	Carbon tetrachloride	1.0	U	1.0	0.13
108-90-7	Chlorobenzene	1.0	U	1.0	0.15
75-00-3	Chloroethane	1.0	U	1.0	0.29
67-66-3	Chloroform	1.0	U	1.0	0.16
74-87-3	Chloromethane	1.0	U	1.0	0.30
156-59-2	cis-1,2-Dichloroethene	1.0	U	1.0	0.17
10061-01-5	cis-1,3-Dichloropropene	1.0	U	1.0	0.14
124-48-1	Dibromochloromethane	1.0	U	1.0	0.18
74-95-3	Dibromomethane	1.0	U	1.0	0.28
75-71-8	Dichlorodifluoromethane	1.0	U	1.0	0.31
108-20-3	Diisopropyl ether	5.0	U	5.0	1.5
100-41-4	Ethylbenzene	1.0	U	1.0	0.17
637-92-3	Ethyl-t-butyl ether (ETBE)	5.0	U	5.0	0.11
87-68-3	Hexachlorobutadiene	1.0	U	1.0	0.30
98-82-8	Isopropylbenzene	1.0	U	1.0	0.13
1634-04-4	Methyl tert-butyl ether	1.0	U	1.0	0.17
75-09-2	Methylene Chloride	1.0	U	1.0	0.33
179601-23-1	m-Xylene & p-Xylene	2.0	U	2.0	0.24
91-20-3	Naphthalene	1.0	U	1.0	0.24
104-51-8	n-Butylbenzene	1.0	U	1.0	0.12
103-65-1	n-Propylbenzene	1.0	U	1.0	0.14
95-47-6	o-Xylene	1.0	U	1.0	0.14
99-87-6	p-Isopropyltoluene	1.0	U	1.0	0.12
135-98-8	sec-Butylbenzene	1.0	U	1.0	0.13
100-42-5	Styrene	1.0	U	1.0	0.11
994-05-8	Tert-amyl-methyl ether (TAME)	5.0	U	5.0	0.067
75-65-0	tert-Butyl alcohol	20	U	20	3.9
98-06-6	tert-Butylbenzene	1.0	U	1.0	0.13
127-18-4	Tetrachloroethene	1.0	U	1.0	0.29
108-88-3	Toluene	1.0	U	1.0	0.13
156-60-5	trans-1,2-Dichloroethene	1.0	U	1.0	0.19
10061-02-6	trans-1,3-Dichloropropene	1.0	U	1.0	0.19
79-01-6	Trichloroethene	0.96	J	1.0	0.17
75-69-4	Trichlorofluoromethane	1.0	U	1.0	0.21
108-05-4	Vinyl acetate	2.0	U	2.0	0.19
75-01-4	Vinyl chloride	0.50	U	0.50	0.22

FORM I
GC/MS VOA ORGANICS ANALYSIS DATA SHEET

Lab Name: TestAmerica Canton | Job No.: 240-35500-1

SDG No.:

Client Sample ID: MSA-SW41C-032714 | Lab Sample ID: 240-35500-19

Matrix: Water | Lab File ID: UXR1998.D

Analysis Method: 8260B | Date Collected: 03/27/2014 13:46

Sample wt/vol: 5(mL) | Date Analyzed: 03/28/2014 21:46

Soil Aliquot Vol: | Dilution Factor: 1

Soil Extract Vol.: | GC Column: DB-624 ID: 0.18(mm)

% Moisture: | Level: (low/med) Low

Analysis Batch No.: 124403 | Units: ug/L

CAS NO.	COMPOUND NAME	RESULT	Q	RL	MDL
1330-20-7	Xylenes, Total	2.0	U	2.0	0.14

CAS NO.	SURROGATE	%REC	Q	LIMITS
17060-07-0	1,2-Dichloroethane-d4 (Surr)	90		63-129
460-00-4	4-Bromofluorobenzene (Surr)	84		66-120
1868-53-7	Dibromofluoromethane (Surr)	103		75-121
2037-26-5	Toluene-d8 (Surr)	83		74-120

FORM I
GC/MS VOA ORGANICS ANALYSIS DATA SHEET

Lab Name: TestAmerica Canton | Job No.: 240-35500-1

SDG No.:

Client Sample ID: MSA-SW41D-032714 | Lab Sample ID: 240-35500-20

Matrix: Water | Lab File ID: UXR1999.D

Analysis Method: 8260B | Date Collected: 03/27/2014 13:51

Sample wt/vol: 5(mL) | Date Analyzed: 03/28/2014 22:08

Soil Aliquot Vol: | Dilution Factor: 1

Soil Extract Vol.: | GC Column: DB-624 ID: 0.18(mm)

% Moisture: | Level: (low/med) Low

Analysis Batch No.: 124403 | Units: ug/L

CAS NO.	COMPOUND NAME	RESULT	Q	RL	MDL
630-20-6	1,1,1,2-Tetrachloroethane	1.0	U	1.0	0.23
71-55-6	1,1,1-Trichloroethane	1.0	U	1.0	0.22
79-34-5	1,1,2,2-Tetrachloroethane	1.0	U	1.0	0.18
76-13-1	1,1,2-Trichloro-1,2,2-trichfluoroeth ane	1.0	U	1.0	0.28
75-34-3	1,1-Dichloroethane	1.0	U	1.0	0.15
75-35-4	1,1-Dichloroethene	1.0	U	1.0	0.19
563-58-6	1,1-Dichloropropene	1.0	U	1.0	0.13
87-61-6	1,2,3-Trichlorobenzene	1.0	U	1.0	0.17
96-18-4	1,2,3-Trichloropropane	1.0	U	1.0	0.43
526-73-8	1,2,3-Trimethylbenzene	5.0	U	5.0	0.0059
120-82-1	1,2,4-Trichlorobenzene	1.0	U	1.0	0.15
95-63-6	1,2,4-Trimethylbenzene	1.0	U	1.0	0.12
96-12-8	1,2-Dibromo-3-Chloropropane	5.0	U	5.0	0.67
106-93-4	1,2-Dibromoethane	1.0	U	1.0	0.24
95-50-1	1,2-Dichlorobenzene	1.0	U	1.0	0.13
107-06-2	1,2-Dichloroethane	1.0	U	1.0	0.22
78-87-5	1,2-Dichloropropane	1.0	U	1.0	0.18
541-73-1	1,3-Dichlorobenzene	1.0	U	1.0	0.14
142-28-9	1,3-Dichloropropane	1.0	U	1.0	0.16
106-46-7	1,4-Dichlorobenzene	1.0	U	1.0	0.13
594-20-7	2,2-Dichloropropane	1.0	U	1.0	0.13
78-93-3	2-Butanone	5.0	U	5.0	0.57
110-75-8	2-Chloroethyl vinyl ether	10	U	10	0.99
95-49-8	2-Chlorotoluene	1.0	U	1.0	0.11
591-78-6	2-Hexanone	5.0	U	5.0	0.41
106-43-4	4-Chlorotoluene	1.0	U	1.0	0.18
108-10-1	4-Methyl-2-pentanone	5.0	U	5.0	0.32
67-64-1	Acetone	1.4	J	5.0	1.1
71-43-2	Benzene	1.0	U	1.0	0.13
108-86-1	Bromobenzene	1.0	U	1.0	0.13
74-97-5	Bromochloromethane	1.0	U	1.0	0.29
75-27-4	Bromodichloromethane	1.0	U	1.0	0.15
75-25-2	Bromoform	1.0	U	1.0	0.64
74-83-9	Bromomethane	1.0	U	1.0	0.41
75-15-0	Carbon disulfide	1.0	U	1.0	0.13

FORM I
GC/MS VOA ORGANICS ANALYSIS DATA SHEET

Lab Name: TestAmerica Canton | Job No.: 240-35500-1

SDG No.:

Client Sample ID: MSA-SW41D-032714 | Lab Sample ID: 240-35500-20

Matrix: Water | Lab File ID: UXR1999.D

Analysis Method: 8260B | Date Collected: 03/27/2014 13:51

Sample wt/vol: 5(mL) | Date Analyzed: 03/28/2014 22:08

Soil Aliquot Vol: | Dilution Factor: 1

Soil Extract Vol.: | GC Column: DB-624 ID: 0.18(mm)

% Moisture: | Level: (low/med) Low

Analysis Batch No.: 124403 | Units: ug/L

CAS NO.	COMPOUND NAME	RESULT	Q	RL	MDL
56-23-5	Carbon tetrachloride	1.0	U	1.0	0.13
108-90-7	Chlorobenzene	1.0	U	1.0	0.15
75-00-3	Chloroethane	1.0	U	1.0	0.29
67-66-3	Chloroform	1.0	U	1.0	0.16
74-87-3	Chloromethane	1.0	U	1.0	0.30
156-59-2	cis-1,2-Dichloroethene	1.0	U	1.0	0.17
10061-01-5	cis-1,3-Dichloropropene	1.0	U	1.0	0.14
124-48-1	Dibromochloromethane	1.0	U	1.0	0.18
74-95-3	Dibromomethane	1.0	U	1.0	0.28
75-71-8	Dichlorodifluoromethane	1.0	U	1.0	0.31
108-20-3	Diisopropyl ether	5.0	U	5.0	1.5
100-41-4	Ethylbenzene	1.0	U	1.0	0.17
637-92-3	Ethyl-t-butyl ether (ETBE)	5.0	U	5.0	0.11
87-68-3	Hexachlorobutadiene	1.0	U	1.0	0.30
98-82-8	Isopropylbenzene	1.0	U	1.0	0.13
1634-04-4	Methyl tert-butyl ether	1.0	U	1.0	0.17
75-09-2	Methylene Chloride	1.0	U	1.0	0.33
179601-23-1	m-Xylene & p-Xylene	2.0	U	2.0	0.24
91-20-3	Naphthalene	1.0	U	1.0	0.24
104-51-8	n-Butylbenzene	1.0	U	1.0	0.12
103-65-1	n-Propylbenzene	1.0	U	1.0	0.14
95-47-6	o-Xylene	1.0	U	1.0	0.14
99-87-6	p-Isopropyltoluene	1.0	U	1.0	0.12
135-98-8	sec-Butylbenzene	1.0	U	1.0	0.13
100-42-5	Styrene	1.0	U	1.0	0.11
994-05-8	Tert-amyl-methyl ether (TAME)	5.0	U	5.0	0.067
75-65-0	tert-Butyl alcohol	20	U	20	3.9
98-06-6	tert-Butylbenzene	1.0	U	1.0	0.13
127-18-4	Tetrachloroethene	1.0	U	1.0	0.29
108-88-3	Toluene	0.19	J	1.0	0.13
156-60-5	trans-1,2-Dichloroethene	1.0	U	1.0	0.19
10061-02-6	trans-1,3-Dichloropropene	1.0	U	1.0	0.19
79-01-6	Trichloroethene	1.6		1.0	0.17
75-69-4	Trichlorofluoromethane	1.0	U	1.0	0.21
108-05-4	Vinyl acetate	2.0	U	2.0	0.19
75-01-4	Vinyl chloride	0.50	U	0.50	0.22

FORM I
GC/MS VOA ORGANICS ANALYSIS DATA SHEET

Lab Name: TestAmerica Canton | Job No.: 240-35500-1

SDG No.:

Client Sample ID: MSA-SW41D-032714 | Lab Sample ID: 240-35500-20

Matrix: Water | Lab File ID: UXR1999.D

Analysis Method: 8260B | Date Collected: 03/27/2014 13:51

Sample wt/vol: 5(mL) | Date Analyzed: 03/28/2014 22:08

Soil Aliquot Vol: | Dilution Factor: 1

Soil Extract Vol.: | GC Column: DB-624 ID: 0.18(mm)

% Moisture: | Level: (low/med) Low

Analysis Batch No.: 124403 | Units: ug/L

CAS NO.	COMPOUND NAME	RESULT	Q	RL	MDL
1330-20-7	Xylenes, Total	2.0	U	2.0	0.14

CAS NO.	SURROGATE	%REC	Q	LIMITS
17060-07-0	1,2-Dichloroethane-d4 (Surr)	87		63-129
460-00-4	4-Bromofluorobenzene (Surr)	82		66-120
1868-53-7	Dibromofluoromethane (Surr)	101		75-121
2037-26-5	Toluene-d8 (Surr)	81		74-120

FORM I
GC/MS VOA ORGANICS ANALYSIS DATA SHEET

Lab Name: TestAmerica Canton | Job No.: 240-35500-1

SDG No.:

Client Sample ID: MSA-SW42A-032714 | Lab Sample ID: 240-35500-21

Matrix: Water | Lab File ID: UXR2007.D

Analysis Method: 8260B | Date Collected: 03/27/2014 14:37

Sample wt/vol: 5(mL) | Date Analyzed: 03/29/2014 17:58

Soil Aliquot Vol: | Dilution Factor: 1

Soil Extract Vol.: | GC Column: DB-624 ID: 0.18(mm)

% Moisture: | Level: (low/med) Low

Analysis Batch No.: 124485 | Units: ug/L

CAS NO.	COMPOUND NAME	RESULT	Q	RL	MDL
630-20-6	1,1,1,2-Tetrachloroethane	1.0	U	1.0	0.23
71-55-6	1,1,1-Trichloroethane	1.0	U	1.0	0.22
79-34-5	1,1,2,2-Tetrachloroethane	1.0	U	1.0	0.18
76-13-1	1,1,2-Trichloro-1,2,2-trichfluoroeth ane	1.0	U	1.0	0.28
75-34-3	1,1-Dichloroethane	1.0	U	1.0	0.15
75-35-4	1,1-Dichloroethene	1.0	U	1.0	0.19
563-58-6	1,1-Dichloropropene	1.0	U	1.0	0.13
87-61-6	1,2,3-Trichlorobenzene	1.0	U	1.0	0.17
96-18-4	1,2,3-Trichloropropane	1.0	U	1.0	0.43
526-73-8	1,2,3-Trimethylbenzene	5.0	U	5.0	0.0059
120-82-1	1,2,4-Trichlorobenzene	1.0	U	1.0	0.15
95-63-6	1,2,4-Trimethylbenzene	1.0	U	1.0	0.12
96-12-8	1,2-Dibromo-3-Chloropropane	5.0	U	5.0	0.67
106-93-4	1,2-Dibromoethane	1.0	U	1.0	0.24
95-50-1	1,2-Dichlorobenzene	1.0	U	1.0	0.13
107-06-2	1,2-Dichloroethane	1.0	U	1.0	0.22
78-87-5	1,2-Dichloropropane	1.0	U	1.0	0.18
541-73-1	1,3-Dichlorobenzene	1.0	U	1.0	0.14
142-28-9	1,3-Dichloropropane	1.0	U	1.0	0.16
106-46-7	1,4-Dichlorobenzene	1.0	U	1.0	0.13
594-20-7	2,2-Dichloropropane	1.0	U	1.0	0.13
78-93-3	2-Butanone	5.0	U	5.0	0.57
110-75-8	2-Chloroethyl vinyl ether	10	U	10	0.99
95-49-8	2-Chlorotoluene	1.0	U	1.0	0.11
591-78-6	2-Hexanone	5.0	U	5.0	0.41
106-43-4	4-Chlorotoluene	1.0	U	1.0	0.18
108-10-1	4-Methyl-2-pentanone	5.0	U	5.0	0.32
67-64-1	Acetone	1.5	J	5.0	1.1
71-43-2	Benzene	1.0	U	1.0	0.13
108-86-1	Bromobenzene	1.0	U	1.0	0.13
74-97-5	Bromochloromethane	1.0	U	1.0	0.29
75-27-4	Bromodichloromethane	1.0	U	1.0	0.15
75-25-2	Bromoform	1.0	U	1.0	0.64
74-83-9	Bromomethane	1.0	U	1.0	0.41
75-15-0	Carbon disulfide	1.0	U	1.0	0.13

FORM I
GC/MS VOA ORGANICS ANALYSIS DATA SHEET

Lab Name: TestAmerica Canton | Job No.: 240-35500-1

SDG No.:

Client Sample ID: MSA-SW42A-032714 | Lab Sample ID: 240-35500-21

Matrix: Water | Lab File ID: UXR2007.D

Analysis Method: 8260B | Date Collected: 03/27/2014 14:37

Sample wt/vol: 5(mL) | Date Analyzed: 03/29/2014 17:58

Soil Aliquot Vol: | Dilution Factor: 1

Soil Extract Vol.: | GC Column: DB-624 ID: 0.18(mm)

% Moisture: | Level: (low/med) Low

Analysis Batch No.: 124485 | Units: ug/L

CAS NO.	COMPOUND NAME	RESULT	Q	RL	MDL
56-23-5	Carbon tetrachloride	1.0	U	1.0	0.13
108-90-7	Chlorobenzene	1.0	U	1.0	0.15
75-00-3	Chloroethane	1.0	U	1.0	0.29
67-66-3	Chloroform	1.0	U	1.0	0.16
74-87-3	Chloromethane	1.0	U	1.0	0.30
156-59-2	cis-1,2-Dichloroethene	7.3		1.0	0.17
10061-01-5	cis-1,3-Dichloropropene	1.0	U	1.0	0.14
124-48-1	Dibromochloromethane	1.0	U	1.0	0.18
74-95-3	Dibromomethane	1.0	U	1.0	0.28
75-71-8	Dichlorodifluoromethane	1.0	U	1.0	0.31
108-20-3	Diisopropyl ether	5.0	U	5.0	1.5
100-41-4	Ethylbenzene	1.0	U	1.0	0.17
637-92-3	Ethyl-t-butyl ether (ETBE)	5.0	U	5.0	0.11
87-68-3	Hexachlorobutadiene	1.0	U	1.0	0.30
98-82-8	Isopropylbenzene	1.0	U	1.0	0.13
1634-04-4	Methyl tert-butyl ether	1.0	U	1.0	0.17
75-09-2	Methylene Chloride	1.0	U	1.0	0.33
179601-23-1	m-Xylene & p-Xylene	0.40	J	2.0	0.24
91-20-3	Naphthalene	1.0	U	1.0	0.24
104-51-8	n-Butylbenzene	1.0	U	1.0	0.12
103-65-1	n-Propylbenzene	1.0	U	1.0	0.14
95-47-6	o-Xylene	1.0	U	1.0	0.14
99-87-6	p-Isopropyltoluene	1.0	U	1.0	0.12
135-98-8	sec-Butylbenzene	1.0	U	1.0	0.13
100-42-5	Styrene	1.0	U	1.0	0.11
994-05-8	Tert-amyl-methyl ether (TAME)	5.0	U	5.0	0.067
75-65-0	tert-Butyl alcohol	20	U	20	3.9
98-06-6	tert-Butylbenzene	1.0	U	1.0	0.13
127-18-4	Tetrachloroethene	1.0	U	1.0	0.29
108-88-3	Toluene	1.0	U	1.0	0.13
156-60-5	trans-1,2-Dichloroethene	1.0	U	1.0	0.19
10061-02-6	trans-1,3-Dichloropropene	1.0	U	1.0	0.19
79-01-6	Trichloroethene	16		1.0	0.17
75-69-4	Trichlorofluoromethane	1.0	U	1.0	0.21
108-05-4	Vinyl acetate	2.0	U	2.0	0.19
75-01-4	Vinyl chloride	1.2		0.50	0.22

FORM I
GC/MS VOA ORGANICS ANALYSIS DATA SHEET

Lab Name: TestAmerica Canton | Job No.: 240-35500-1

SDG No.:

Client Sample ID: MSA-SW42A-032714 | Lab Sample ID: 240-35500-21

Matrix: Water | Lab File ID: UXR2007.D

Analysis Method: 8260B | Date Collected: 03/27/2014 14:37

Sample wt/vol: 5(mL) | Date Analyzed: 03/29/2014 17:58

Soil Aliquot Vol: | Dilution Factor: 1

Soil Extract Vol.: | GC Column: DB-624 ID: 0.18(mm)

% Moisture: | Level: (low/med) Low

Analysis Batch No.: 124485 | Units: ug/L

CAS NO.	COMPOUND NAME	RESULT	Q	RL	MDL
1330-20-7	Xylenes, Total	0.40	J	2.0	0.14

CAS NO.	SURROGATE	%REC	Q	LIMITS
17060-07-0	1,2-Dichloroethane-d4 (Surr)	82		63-129
460-00-4	4-Bromofluorobenzene (Surr)	85		66-120
1868-53-7	Dibromofluoromethane (Surr)	98		75-121
2037-26-5	Toluene-d8 (Surr)	82		74-120

FORM I
GC/MS VOA ORGANICS ANALYSIS DATA SHEET

Lab Name: TestAmerica Canton | Job No.: 240-35500-1

SDG No.:

Client Sample ID: MSA-SW42B-032714 | Lab Sample ID: 240-35500-22

Matrix: Water | Lab File ID: UXR2008.D

Analysis Method: 8260B | Date Collected: 03/27/2014 14:41

Sample wt/vol: 5(mL) | Date Analyzed: 03/29/2014 18:21

Soil Aliquot Vol: | Dilution Factor: 1

Soil Extract Vol.: | GC Column: DB-624 ID: 0.18(mm)

% Moisture: | Level: (low/med) Low

Analysis Batch No.: 124485 | Units: ug/L

CAS NO.	COMPOUND NAME	RESULT	Q	RL	MDL
630-20-6	1,1,1,2-Tetrachloroethane	1.0	U	1.0	0.23
71-55-6	1,1,1-Trichloroethane	1.0	U	1.0	0.22
79-34-5	1,1,2,2-Tetrachloroethane	1.0	U	1.0	0.18
76-13-1	1,1,2-Trichloro-1,2,2-trichfluoroeth ane	1.0	U	1.0	0.28
75-34-3	1,1-Dichloroethane	1.0	U	1.0	0.15
75-35-4	1,1-Dichloroethene	1.0	U	1.0	0.19
563-58-6	1,1-Dichloropropene	1.0	U	1.0	0.13
87-61-6	1,2,3-Trichlorobenzene	1.0	U	1.0	0.17
96-18-4	1,2,3-Trichloropropane	1.0	U	1.0	0.43
526-73-8	1,2,3-Trimethylbenzene	5.0	U	5.0	0.0059
120-82-1	1,2,4-Trichlorobenzene	1.0	U	1.0	0.15
95-63-6	1,2,4-Trimethylbenzene	1.0	U	1.0	0.12
96-12-8	1,2-Dibromo-3-Chloropropane	5.0	U	5.0	0.67
106-93-4	1,2-Dibromoethane	1.0	U	1.0	0.24
95-50-1	1,2-Dichlorobenzene	1.0	U	1.0	0.13
107-06-2	1,2-Dichloroethane	1.0	U	1.0	0.22
78-87-5	1,2-Dichloropropane	1.0	U	1.0	0.18
541-73-1	1,3-Dichlorobenzene	1.0	U	1.0	0.14
142-28-9	1,3-Dichloropropane	1.0	U	1.0	0.16
106-46-7	1,4-Dichlorobenzene	1.0	U	1.0	0.13
594-20-7	2,2-Dichloropropane	1.0	U	1.0	0.13
78-93-3	2-Butanone	5.0	U	5.0	0.57
110-75-8	2-Chloroethyl vinyl ether	10	U	10	0.99
95-49-8	2-Chlorotoluene	1.0	U	1.0	0.11
591-78-6	2-Hexanone	5.0	U	5.0	0.41
106-43-4	4-Chlorotoluene	1.0	U	1.0	0.18
108-10-1	4-Methyl-2-pentanone	5.0	U	5.0	0.32
67-64-1	Acetone	1.1	J	5.0	1.1
71-43-2	Benzene	1.0	U	1.0	0.13
108-86-1	Bromobenzene	1.0	U	1.0	0.13
74-97-5	Bromochloromethane	1.0	U	1.0	0.29
75-27-4	Bromodichloromethane	1.0	U	1.0	0.15
75-25-2	Bromoform	1.0	U	1.0	0.64
74-83-9	Bromomethane	1.0	U	1.0	0.41
75-15-0	Carbon disulfide	1.0	U	1.0	0.13

FORM I
GC/MS VOA ORGANICS ANALYSIS DATA SHEET

Lab Name: TestAmerica Canton | Job No.: 240-35500-1

SDG No.:

Client Sample ID: MSA-SW42B-032714 | Lab Sample ID: 240-35500-22

Matrix: Water | Lab File ID: UXR2008.D

Analysis Method: 8260B | Date Collected: 03/27/2014 14:41

Sample wt/vol: 5(mL) | Date Analyzed: 03/29/2014 18:21

Soil Aliquot Vol: | Dilution Factor: 1

Soil Extract Vol.: | GC Column: DB-624 ID: 0.18(mm)

% Moisture: | Level: (low/med) Low

Analysis Batch No.: 124485 | Units: ug/L

CAS NO.	COMPOUND NAME	RESULT	Q	RL	MDL
56-23-5	Carbon tetrachloride	1.0	U	1.0	0.13
108-90-7	Chlorobenzene	1.0	U	1.0	0.15
75-00-3	Chloroethane	1.0	U	1.0	0.29
67-66-3	Chloroform	1.0	U	1.0	0.16
74-87-3	Chloromethane	1.0	U	1.0	0.30
156-59-2	cis-1,2-Dichloroethene	2.9		1.0	0.17
10061-01-5	cis-1,3-Dichloropropene	1.0	U	1.0	0.14
124-48-1	Dibromochloromethane	1.0	U	1.0	0.18
74-95-3	Dibromomethane	1.0	U	1.0	0.28
75-71-8	Dichlorodifluoromethane	1.0	U	1.0	0.31
108-20-3	Diisopropyl ether	5.0	U	5.0	1.5
100-41-4	Ethylbenzene	1.0	U	1.0	0.17
637-92-3	Ethyl-t-butyl ether (ETBE)	5.0	U	5.0	0.11
87-68-3	Hexachlorobutadiene	1.0	U	1.0	0.30
98-82-8	Isopropylbenzene	1.0	U	1.0	0.13
1634-04-4	Methyl tert-butyl ether	1.0	U	1.0	0.17
75-09-2	Methylene Chloride	1.0	U	1.0	0.33
179601-23-1	m-Xylene & p-Xylene	2.0	U	2.0	0.24
91-20-3	Naphthalene	1.0	U	1.0	0.24
104-51-8	n-Butylbenzene	1.0	U	1.0	0.12
103-65-1	n-Propylbenzene	1.0	U	1.0	0.14
95-47-6	o-Xylene	1.0	U	1.0	0.14
99-87-6	p-Isopropyltoluene	1.0	U	1.0	0.12
135-98-8	sec-Butylbenzene	1.0	U	1.0	0.13
100-42-5	Styrene	1.0	U	1.0	0.11
994-05-8	Tert-amyl-methyl ether (TAME)	5.0	U	5.0	0.067
75-65-0	tert-Butyl alcohol	20	U	20	3.9
98-06-6	tert-Butylbenzene	1.0	U	1.0	0.13
127-18-4	Tetrachloroethene	1.0	U	1.0	0.29
108-88-3	Toluene	1.0	U	1.0	0.13
156-60-5	trans-1,2-Dichloroethene	1.0	U	1.0	0.19
10061-02-6	trans-1,3-Dichloropropene	1.0	U	1.0	0.19
79-01-6	Trichloroethene	6.5		1.0	0.17
75-69-4	Trichlorofluoromethane	1.0	U	1.0	0.21
108-05-4	Vinyl acetate	2.0	U	2.0	0.19
75-01-4	Vinyl chloride	0.51		0.50	0.22

FORM I
GC/MS VOA ORGANICS ANALYSIS DATA SHEET

Lab Name: TestAmerica Canton | Job No.: 240-35500-1

SDG No.:

Client Sample ID: MSA-SW42B-032714 | Lab Sample ID: 240-35500-22

Matrix: Water | Lab File ID: UXR2008.D

Analysis Method: 8260B | Date Collected: 03/27/2014 14:41

Sample wt/vol: 5(mL) | Date Analyzed: 03/29/2014 18:21

Soil Aliquot Vol: | Dilution Factor: 1

Soil Extract Vol.: | GC Column: DB-624 ID: 0.18(mm)

% Moisture: | Level: (low/med) Low

Analysis Batch No.: 124485 | Units: ug/L

CAS NO.	COMPOUND NAME	RESULT	Q	RL	MDL
1330-20-7	Xylenes, Total	2.0	U	2.0	0.14

CAS NO.	SURROGATE	%REC	Q	LIMITS
17060-07-0	1,2-Dichloroethane-d4 (Surr)	85		63-129
460-00-4	4-Bromofluorobenzene (Surr)	83		66-120
1868-53-7	Dibromofluoromethane (Surr)	96		75-121
2037-26-5	Toluene-d8 (Surr)	82		74-120

FORM I
GC/MS VOA ORGANICS ANALYSIS DATA SHEET

Lab Name: TestAmerica Canton | Job No.: 240-35500-1

SDG No.:

Client Sample ID: MSA-SW42C-032714 | Lab Sample ID: 240-35500-23

Matrix: Water | Lab File ID: UXR2009.D

Analysis Method: 8260B | Date Collected: 03/27/2014 14:46

Sample wt/vol: 5(mL) | Date Analyzed: 03/29/2014 18:44

Soil Aliquot Vol: | Dilution Factor: 1

Soil Extract Vol.: | GC Column: DB-624 ID: 0.18(mm)

% Moisture: | Level: (low/med) Low

Analysis Batch No.: 124485 | Units: ug/L

CAS NO.	COMPOUND NAME	RESULT	Q	RL	MDL
630-20-6	1,1,1,2-Tetrachloroethane	1.0	U	1.0	0.23
71-55-6	1,1,1-Trichloroethane	1.0	U	1.0	0.22
79-34-5	1,1,2,2-Tetrachloroethane	1.0	U	1.0	0.18
76-13-1	1,1,2-Trichloro-1,2,2-trichfluoroeth ane	1.0	U	1.0	0.28
75-34-3	1,1-Dichloroethane	1.0	U	1.0	0.15
75-35-4	1,1-Dichloroethene	1.0	U	1.0	0.19
563-58-6	1,1-Dichloropropene	1.0	U	1.0	0.13
87-61-6	1,2,3-Trichlorobenzene	1.0	U	1.0	0.17
96-18-4	1,2,3-Trichloropropane	1.0	U	1.0	0.43
526-73-8	1,2,3-Trimethylbenzene	5.0	U	5.0	0.0059
120-82-1	1,2,4-Trichlorobenzene	1.0	U	1.0	0.15
95-63-6	1,2,4-Trimethylbenzene	1.0	U	1.0	0.12
96-12-8	1,2-Dibromo-3-Chloropropane	5.0	U	5.0	0.67
106-93-4	1,2-Dibromoethane	1.0	U	1.0	0.24
95-50-1	1,2-Dichlorobenzene	1.0	U	1.0	0.13
107-06-2	1,2-Dichloroethane	1.0	U	1.0	0.22
78-87-5	1,2-Dichloropropane	1.0	U	1.0	0.18
541-73-1	1,3-Dichlorobenzene	1.0	U	1.0	0.14
142-28-9	1,3-Dichloropropane	1.0	U	1.0	0.16
106-46-7	1,4-Dichlorobenzene	1.0	U	1.0	0.13
594-20-7	2,2-Dichloropropane	1.0	U	1.0	0.13
78-93-3	2-Butanone	5.0	U	5.0	0.57
110-75-8	2-Chloroethyl vinyl ether	10	U	10	0.99
95-49-8	2-Chlorotoluene	1.0	U	1.0	0.11
591-78-6	2-Hexanone	5.0	U	5.0	0.41
106-43-4	4-Chlorotoluene	1.0	U	1.0	0.18
108-10-1	4-Methyl-2-pentanone	5.0	U	5.0	0.32
67-64-1	Acetone	1.5	J	5.0	1.1
71-43-2	Benzene	1.0	U	1.0	0.13
108-86-1	Bromobenzene	1.0	U	1.0	0.13
74-97-5	Bromochloromethane	1.0	U	1.0	0.29
75-27-4	Bromodichloromethane	1.0	U	1.0	0.15
75-25-2	Bromoform	1.0	U	1.0	0.64
74-83-9	Bromomethane	1.0	U	1.0	0.41
75-15-0	Carbon disulfide	1.0	U	1.0	0.13

FORM I
GC/MS VOA ORGANICS ANALYSIS DATA SHEET

Lab Name: TestAmerica Canton | Job No.: 240-35500-1

SDG No.:

Client Sample ID: MSA-SW42C-032714 | Lab Sample ID: 240-35500-23

Matrix: Water | Lab File ID: UXR2009.D

Analysis Method: 8260B | Date Collected: 03/27/2014 14:46

Sample wt/vol: 5(mL) | Date Analyzed: 03/29/2014 18:44

Soil Aliquot Vol: | Dilution Factor: 1

Soil Extract Vol.: | GC Column: DB-624 ID: 0.18(mm)

% Moisture: | Level: (low/med) Low

Analysis Batch No.: 124485 | Units: ug/L

CAS NO.	COMPOUND NAME	RESULT	Q	RL	MDL
56-23-5	Carbon tetrachloride	1.0	U	1.0	0.13
108-90-7	Chlorobenzene	1.0	U	1.0	0.15
75-00-3	Chloroethane	1.0	U	1.0	0.29
67-66-3	Chloroform	1.0	U	1.0	0.16
74-87-3	Chloromethane	1.0	U	1.0	0.30
156-59-2	cis-1,2-Dichloroethene	2.4		1.0	0.17
10061-01-5	cis-1,3-Dichloropropene	1.0	U	1.0	0.14
124-48-1	Dibromochloromethane	1.0	U	1.0	0.18
74-95-3	Dibromomethane	1.0	U	1.0	0.28
75-71-8	Dichlorodifluoromethane	1.0	U	1.0	0.31
108-20-3	Diisopropyl ether	5.0	U	5.0	1.5
100-41-4	Ethylbenzene	1.0	U	1.0	0.17
637-92-3	Ethyl-t-butyl ether (ETBE)	5.0	U	5.0	0.11
87-68-3	Hexachlorobutadiene	1.0	U	1.0	0.30
98-82-8	Isopropylbenzene	1.0	U	1.0	0.13
1634-04-4	Methyl tert-butyl ether	1.0	U	1.0	0.17
75-09-2	Methylene Chloride	1.0	U	1.0	0.33
179601-23-1	m-Xylene & p-Xylene	2.0	U	2.0	0.24
91-20-3	Naphthalene	1.0	U	1.0	0.24
104-51-8	n-Butylbenzene	1.0	U	1.0	0.12
103-65-1	n-Propylbenzene	1.0	U	1.0	0.14
95-47-6	o-Xylene	1.0	U	1.0	0.14
99-87-6	p-Isopropyltoluene	1.0	U	1.0	0.12
135-98-8	sec-Butylbenzene	1.0	U	1.0	0.13
100-42-5	Styrene	1.0	U	1.0	0.11
994-05-8	Tert-amyl-methyl ether (TAME)	5.0	U	5.0	0.067
75-65-0	tert-Butyl alcohol	20	U	20	3.9
98-06-6	tert-Butylbenzene	1.0	U	1.0	0.13
127-18-4	Tetrachloroethene	1.0	U	1.0	0.29
108-88-3	Toluene	1.0	U	1.0	0.13
156-60-5	trans-1,2-Dichloroethene	1.0	U	1.0	0.19
10061-02-6	trans-1,3-Dichloropropene	1.0	U	1.0	0.19
79-01-6	Trichloroethene	6.0		1.0	0.17
75-69-4	Trichlorofluoromethane	1.0	U	1.0	0.21
108-05-4	Vinyl acetate	2.0	U	2.0	0.19
75-01-4	Vinyl chloride	0.40	J	0.50	0.22

FORM I
GC/MS VOA ORGANICS ANALYSIS DATA SHEET

Lab Name: TestAmerica Canton | Job No.: 240-35500-1

SDG No.:

Client Sample ID: MSA-SW42C-032714 | Lab Sample ID: 240-35500-23

Matrix: Water | Lab File ID: UXR2009.D

Analysis Method: 8260B | Date Collected: 03/27/2014 14:46

Sample wt/vol: 5(mL) | Date Analyzed: 03/29/2014 18:44

Soil Aliquot Vol: | Dilution Factor: 1

Soil Extract Vol.: | GC Column: DB-624 ID: 0.18(mm)

% Moisture: | Level: (low/med) Low

Analysis Batch No.: 124485 | Units: ug/L

CAS NO.	COMPOUND NAME	RESULT	Q	RL	MDL
1330-20-7	Xylenes, Total	2.0	U	2.0	0.14

CAS NO.	SURROGATE	%REC	Q	LIMITS
17060-07-0	1,2-Dichloroethane-d4 (Surr)	83		63-129
460-00-4	4-Bromofluorobenzene (Surr)	83		66-120
1868-53-7	Dibromofluoromethane (Surr)	99		75-121
2037-26-5	Toluene-d8 (Surr)	81		74-120

FORM I
GC/MS VOA ORGANICS ANALYSIS DATA SHEET

Lab Name: TestAmerica Canton Job No.: 240-35500-1

SDG No.:

Client Sample ID: MSA-SW42D-032714 Lab Sample ID: 240-35500-24

Matrix: Water Lab File ID: UXR2010.D

Analysis Method: 8260B Date Collected: 03/27/2014 14:50

Sample wt/vol: 5(mL) Date Analyzed: 03/29/2014 19:06

Soil Aliquot Vol: Dilution Factor: 1

Soil Extract Vol.: GC Column: DB-624 ID: 0.18(mm)

% Moisture: Level: (low/med) Low

Analysis Batch No.: 124485 Units: ug/L

CAS NO.	COMPOUND NAME	RESULT	Q	RL	MDL
630-20-6	1,1,1,2-Tetrachloroethane	1.0	U	1.0	0.23
71-55-6	1,1,1-Trichloroethane	1.0	U	1.0	0.22
79-34-5	1,1,2,2-Tetrachloroethane	1.0	U	1.0	0.18
76-13-1	1,1,2-Trichloro-1,2,2-trichfluoroeth ane	1.0	U	1.0	0.28
75-34-3	1,1-Dichloroethane	1.0	U	1.0	0.15
75-35-4	1,1-Dichloroethene	1.0	U	1.0	0.19
563-58-6	1,1-Dichloropropene	1.0	U	1.0	0.13
87-61-6	1,2,3-Trichlorobenzene	1.0	U	1.0	0.17
96-18-4	1,2,3-Trichloropropane	1.0	U	1.0	0.43
526-73-8	1,2,3-Trimethylbenzene	5.0	U	5.0	0.0059
120-82-1	1,2,4-Trichlorobenzene	1.0	U	1.0	0.15
95-63-6	1,2,4-Trimethylbenzene	1.0	U	1.0	0.12
96-12-8	1,2-Dibromo-3-Chloropropane	5.0	U	5.0	0.67
106-93-4	1,2-Dibromoethane	1.0	U	1.0	0.24
95-50-1	1,2-Dichlorobenzene	1.0	U	1.0	0.13
107-06-2	1,2-Dichloroethane	1.0	U	1.0	0.22
78-87-5	1,2-Dichloropropane	1.0	U	1.0	0.18
541-73-1	1,3-Dichlorobenzene	1.0	U	1.0	0.14
142-28-9	1,3-Dichloropropane	1.0	U	1.0	0.16
106-46-7	1,4-Dichlorobenzene	1.0	U	1.0	0.13
594-20-7	2,2-Dichloropropane	1.0	U	1.0	0.13
78-93-3	2-Butanone	5.0	U	5.0	0.57
110-75-8	2-Chloroethyl vinyl ether	10	U	10	0.99
95-49-8	2-Chlorotoluene	1.0	U	1.0	0.11
591-78-6	2-Hexanone	5.0	U	5.0	0.41
106-43-4	4-Chlorotoluene	1.0	U	1.0	0.18
108-10-1	4-Methyl-2-pentanone	5.0	U	5.0	0.32
67-64-1	Acetone	1.2	J	5.0	1.1
71-43-2	Benzene	1.0	U	1.0	0.13
108-86-1	Bromobenzene	1.0	U	1.0	0.13
74-97-5	Bromochloromethane	1.0	U	1.0	0.29
75-27-4	Bromodichloromethane	1.0	U	1.0	0.15
75-25-2	Bromoform	1.0	U	1.0	0.64
74-83-9	Bromomethane	1.0	U	1.0	0.41
75-15-0	Carbon disulfide	1.0	U	1.0	0.13

FORM I
GC/MS VOA ORGANICS ANALYSIS DATA SHEET

Lab Name: TestAmerica Canton | Job No.: 240-35500-1

SDG No.:

Client Sample ID: MSA-SW42D-032714 | Lab Sample ID: 240-35500-24

Matrix: Water | Lab File ID: UXR2010.D

Analysis Method: 8260B | Date Collected: 03/27/2014 14:50

Sample wt/vol: 5(mL) | Date Analyzed: 03/29/2014 19:06

Soil Aliquot Vol: | Dilution Factor: 1

Soil Extract Vol.: | GC Column: DB-624 ID: 0.18(mm)

% Moisture: | Level: (low/med) Low

Analysis Batch No.: 124485 | Units: ug/L

CAS NO.	COMPOUND NAME	RESULT	Q	RL	MDL
56-23-5	Carbon tetrachloride	1.0	U	1.0	0.13
108-90-7	Chlorobenzene	1.0	U	1.0	0.15
75-00-3	Chloroethane	1.0	U	1.0	0.29
67-66-3	Chloroform	1.0	U	1.0	0.16
74-87-3	Chloromethane	1.0	U	1.0	0.30
156-59-2	cis-1,2-Dichloroethene	1.0	U	1.0	0.17
10061-01-5	cis-1,3-Dichloropropene	1.0	U	1.0	0.14
124-48-1	Dibromochloromethane	1.0	U	1.0	0.18
74-95-3	Dibromomethane	1.0	U	1.0	0.28
75-71-8	Dichlorodifluoromethane	1.0	U	1.0	0.31
108-20-3	Diisopropyl ether	5.0	U	5.0	1.5
100-41-4	Ethylbenzene	1.0	U	1.0	0.17
637-92-3	Ethyl-t-butyl ether (ETBE)	5.0	U	5.0	0.11
87-68-3	Hexachlorobutadiene	1.0	U	1.0	0.30
98-82-8	Isopropylbenzene	1.0	U	1.0	0.13
1634-04-4	Methyl tert-butyl ether	1.0	U	1.0	0.17
75-09-2	Methylene Chloride	1.0	U	1.0	0.33
179601-23-1	m-Xylene & p-Xylene	2.0	U	2.0	0.24
91-20-3	Naphthalene	1.0	U	1.0	0.24
104-51-8	n-Butylbenzene	1.0	U	1.0	0.12
103-65-1	n-Propylbenzene	1.0	U	1.0	0.14
95-47-6	o-Xylene	1.0	U	1.0	0.14
99-87-6	p-Isopropyltoluene	1.0	U	1.0	0.12
135-98-8	sec-Butylbenzene	1.0	U	1.0	0.13
100-42-5	Styrene	1.0	U	1.0	0.11
994-05-8	Tert-amyl-methyl ether (TAME)	5.0	U	5.0	0.067
75-65-0	tert-Butyl alcohol	20	U	20	3.9
98-06-6	tert-Butylbenzene	1.0	U	1.0	0.13
127-18-4	Tetrachloroethene	1.0	U	1.0	0.29
108-88-3	Toluene	1.0	U	1.0	0.13
156-60-5	trans-1,2-Dichloroethene	1.0	U	1.0	0.19
10061-02-6	trans-1,3-Dichloropropene	1.0	U	1.0	0.19
79-01-6	Trichloroethene	1.5		1.0	0.17
75-69-4	Trichlorofluoromethane	1.0	U	1.0	0.21
108-05-4	Vinyl acetate	2.0	U	2.0	0.19
75-01-4	Vinyl chloride	0.50	U	0.50	0.22

FORM I
GC/MS VOA ORGANICS ANALYSIS DATA SHEET

Lab Name: TestAmerica Canton | Job No.: 240-35500-1

SDG No.:

Client Sample ID: MSA-SW42D-032714 | Lab Sample ID: 240-35500-24

Matrix: Water | Lab File ID: UXR2010.D

Analysis Method: 8260B | Date Collected: 03/27/2014 14:50

Sample wt/vol: 5(mL) | Date Analyzed: 03/29/2014 19:06

Soil Aliquot Vol: | Dilution Factor: 1

Soil Extract Vol.: | GC Column: DB-624 ID: 0.18(mm)

% Moisture: | Level: (low/med) Low

Analysis Batch No.: 124485 | Units: ug/L

CAS NO.	COMPOUND NAME	RESULT	Q	RL	MDL
1330-20-7	Xylenes, Total	2.0	U	2.0	0.14

CAS NO.	SURROGATE	%REC	Q	LIMITS
17060-07-0	1,2-Dichloroethane-d4 (Surr)	84		63-129
460-00-4	4-Bromofluorobenzene (Surr)	82		66-120
1868-53-7	Dibromofluoromethane (Surr)	97		75-121
2037-26-5	Toluene-d8 (Surr)	80		74-120

FORM I
GC/MS VOA ORGANICS ANALYSIS DATA SHEET

Lab Name: TestAmerica Canton | Job No.: 240-35500-1

SDG No.:

Client Sample ID: MSA-SW43A-032714 | Lab Sample ID: 240-35500-25

Matrix: Water | Lab File ID: UXR2011.D

Analysis Method: 8260B | Date Collected: 03/27/2014 13:13

Sample wt/vol: 5(mL) | Date Analyzed: 03/29/2014 19:29

Soil Aliquot Vol: | Dilution Factor: 1

Soil Extract Vol.: | GC Column: DB-624 ID: 0.18(mm)

% Moisture: | Level: (low/med) Low

Analysis Batch No.: 124485 | Units: ug/L

CAS NO.	COMPOUND NAME	RESULT	Q	RL	MDL
630-20-6	1,1,1,2-Tetrachloroethane	1.0	U	1.0	0.23
71-55-6	1,1,1-Trichloroethane	1.0	U	1.0	0.22
79-34-5	1,1,2,2-Tetrachloroethane	1.0	U	1.0	0.18
76-13-1	1,1,2-Trichloro-1,2,2-trichfluoroeth ane	1.0	U	1.0	0.28
75-34-3	1,1-Dichloroethane	1.0	U	1.0	0.15
75-35-4	1,1-Dichloroethene	1.0	U	1.0	0.19
563-58-6	1,1-Dichloropropene	1.0	U	1.0	0.13
87-61-6	1,2,3-Trichlorobenzene	1.0	U	1.0	0.17
96-18-4	1,2,3-Trichloropropane	1.0	U	1.0	0.43
526-73-8	1,2,3-Trimethylbenzene	5.0	U	5.0	0.0059
120-82-1	1,2,4-Trichlorobenzene	1.0	U	1.0	0.15
95-63-6	1,2,4-Trimethylbenzene	1.0	U	1.0	0.12
96-12-8	1,2-Dibromo-3-Chloropropane	5.0	U	5.0	0.67
106-93-4	1,2-Dibromoethane	1.0	U	1.0	0.24
95-50-1	1,2-Dichlorobenzene	1.0	U	1.0	0.13
107-06-2	1,2-Dichloroethane	1.0	U	1.0	0.22
78-87-5	1,2-Dichloropropane	1.0	U	1.0	0.18
541-73-1	1,3-Dichlorobenzene	1.0	U	1.0	0.14
142-28-9	1,3-Dichloropropane	1.0	U	1.0	0.16
106-46-7	1,4-Dichlorobenzene	1.0	U	1.0	0.13
594-20-7	2,2-Dichloropropane	1.0	U	1.0	0.13
78-93-3	2-Butanone	5.0	U	5.0	0.57
110-75-8	2-Chloroethyl vinyl ether	10	U	10	0.99
95-49-8	2-Chlorotoluene	1.0	U	1.0	0.11
591-78-6	2-Hexanone	5.0	U	5.0	0.41
106-43-4	4-Chlorotoluene	1.0	U	1.0	0.18
108-10-1	4-Methyl-2-pentanone	5.0	U	5.0	0.32
67-64-1	Acetone	2.3	J	5.0	1.1
71-43-2	Benzene	1.0	U	1.0	0.13
108-86-1	Bromobenzene	1.0	U	1.0	0.13
74-97-5	Bromochloromethane	1.0	U	1.0	0.29
75-27-4	Bromodichloromethane	1.0	U	1.0	0.15
75-25-2	Bromoform	1.0	U	1.0	0.64
74-83-9	Bromomethane	1.0	U	1.0	0.41
75-15-0	Carbon disulfide	1.0	U	1.0	0.13

FORM I
GC/MS VOA ORGANICS ANALYSIS DATA SHEET

Lab Name: TestAmerica Canton Job No.: 240-35500-1

SDG No.:

Client Sample ID: MSA-SW43A-032714 Lab Sample ID: 240-35500-25

Matrix: Water Lab File ID: UXR2011.D

Analysis Method: 8260B Date Collected: 03/27/2014 13:13

Sample wt/vol: 5(mL) Date Analyzed: 03/29/2014 19:29

Soil Aliquot Vol: Dilution Factor: 1

Soil Extract Vol.: GC Column: DB-624 ID: 0.18(mm)

% Moisture: Level: (low/med) Low

Analysis Batch No.: 124485 Units: ug/L

CAS NO.	COMPOUND NAME	RESULT	Q	RL	MDL
56-23-5	Carbon tetrachloride	1.0	U	1.0	0.13
108-90-7	Chlorobenzene	1.0	U	1.0	0.15
75-00-3	Chloroethane	1.0	U	1.0	0.29
67-66-3	Chloroform	1.0	U	1.0	0.16
74-87-3	Chloromethane	1.0	U	1.0	0.30
156-59-2	cis-1,2-Dichloroethene	1.0	U	1.0	0.17
10061-01-5	cis-1,3-Dichloropropene	1.0	U	1.0	0.14
124-48-1	Dibromochloromethane	1.0	U	1.0	0.18
74-95-3	Dibromomethane	1.0	U	1.0	0.28
75-71-8	Dichlorodifluoromethane	1.0	U	1.0	0.31
108-20-3	Diisopropyl ether	5.0	U	5.0	1.5
100-41-4	Ethylbenzene	1.0	U	1.0	0.17
637-92-3	Ethyl-t-butyl ether (ETBE)	5.0	U	5.0	0.11
87-68-3	Hexachlorobutadiene	1.0	U	1.0	0.30
98-82-8	Isopropylbenzene	1.0	U	1.0	0.13
1634-04-4	Methyl tert-butyl ether	1.0	U	1.0	0.17
75-09-2	Methylene Chloride	1.0	U	1.0	0.33
179601-23-1	m-Xylene & p-Xylene	2.0	U	2.0	0.24
91-20-3	Naphthalene	1.0	U	1.0	0.24
104-51-8	n-Butylbenzene	1.0	U	1.0	0.12
103-65-1	n-Propylbenzene	1.0	U	1.0	0.14
95-47-6	o-Xylene	1.0	U	1.0	0.14
99-87-6	p-Isopropyltoluene	1.0	U	1.0	0.12
135-98-8	sec-Butylbenzene	1.0	U	1.0	0.13
100-42-5	Styrene	1.0	U	1.0	0.11
994-05-8	Tert-amyl-methyl ether (TAME)	5.0	U	5.0	0.067
75-65-0	tert-Butyl alcohol	20	U	20	3.9
98-06-6	tert-Butylbenzene	1.0	U	1.0	0.13
127-18-4	Tetrachloroethene	1.0	U	1.0	0.29
108-88-3	Toluene	1.0	U	1.0	0.13
156-60-5	trans-1,2-Dichloroethene	1.0	U	1.0	0.19
10061-02-6	trans-1,3-Dichloropropene	1.0	U	1.0	0.19
79-01-6	Trichloroethene	0.77	J	1.0	0.17
75-69-4	Trichlorofluoromethane	1.0	U	1.0	0.21
108-05-4	Vinyl acetate	2.0	U	2.0	0.19
75-01-4	Vinyl chloride	0.50	U	0.50	0.22

FORM I
GC/MS VOA ORGANICS ANALYSIS DATA SHEET

Lab Name: TestAmerica Canton Job No.: 240-35500-1

SDG No.:

Client Sample ID: MSA-SW43A-032714 Lab Sample ID: 240-35500-25

Matrix: Water Lab File ID: UXR2011.D

Analysis Method: 8260B Date Collected: 03/27/2014 13:13

Sample wt/vol: 5(mL) Date Analyzed: 03/29/2014 19:29

Soil Aliquot Vol: Dilution Factor: 1

Soil Extract Vol.: GC Column: DB-624 ID: 0.18(mm)

% Moisture: Level: (low/med) Low

Analysis Batch No.: 124485 Units: ug/L

CAS NO.	COMPOUND NAME	RESULT	Q	RL	MDL
1330-20-7	Xylenes, Total	2.0	U	2.0	0.14

CAS NO.	SURROGATE	%REC	Q	LIMITS
17060-07-0	1,2-Dichloroethane-d4 (Surr)	89		63-129
460-00-4	4-Bromofluorobenzene (Surr)	88		66-120
1868-53-7	Dibromofluoromethane (Surr)	103		75-121
2037-26-5	Toluene-d8 (Surr)	86		74-120

FORM I
GC/MS VOA ORGANICS ANALYSIS DATA SHEET

Lab Name: TestAmerica Canton Job No.: 240-35500-1

SDG No.:

Client Sample ID: MSA-SW43B-032714 Lab Sample ID: 240-35500-26

Matrix: Water Lab File ID: UXR2012.D

Analysis Method: 8260B Date Collected: 03/27/2014 13:18

Sample wt/vol: 5(mL) Date Analyzed: 03/29/2014 19:52

Soil Aliquot Vol: Dilution Factor: 1

Soil Extract Vol.: GC Column: DB-624 ID: 0.18(mm)

% Moisture: Level: (low/med) Low

Analysis Batch No.: 124485 Units: ug/L

CAS NO.	COMPOUND NAME	RESULT	Q	RL	MDL
630-20-6	1,1,1,2-Tetrachloroethane	1.0	U	1.0	0.23
71-55-6	1,1,1-Trichloroethane	1.0	U	1.0	0.22
79-34-5	1,1,2,2-Tetrachloroethane	1.0	U	1.0	0.18
76-13-1	1,1,2-Trichloro-1,2,2-trichfluoroeth ane	1.0	U	1.0	0.28
75-34-3	1,1-Dichloroethane	1.0	U	1.0	0.15
75-35-4	1,1-Dichloroethene	1.0	U	1.0	0.19
563-58-6	1,1-Dichloropropene	1.0	U	1.0	0.13
87-61-6	1,2,3-Trichlorobenzene	1.0	U	1.0	0.17
96-18-4	1,2,3-Trichloropropane	1.0	U	1.0	0.43
526-73-8	1,2,3-Trimethylbenzene	5.0	U	5.0	0.0059
120-82-1	1,2,4-Trichlorobenzene	1.0	U	1.0	0.15
95-63-6	1,2,4-Trimethylbenzene	1.0	U	1.0	0.12
96-12-8	1,2-Dibromo-3-Chloropropane	5.0	U	5.0	0.67
106-93-4	1,2-Dibromoethane	1.0	U	1.0	0.24
95-50-1	1,2-Dichlorobenzene	1.0	U	1.0	0.13
107-06-2	1,2-Dichloroethane	1.0	U	1.0	0.22
78-87-5	1,2-Dichloropropane	1.0	U	1.0	0.18
541-73-1	1,3-Dichlorobenzene	1.0	U	1.0	0.14
142-28-9	1,3-Dichloropropane	1.0	U	1.0	0.16
106-46-7	1,4-Dichlorobenzene	1.0	U	1.0	0.13
594-20-7	2,2-Dichloropropane	1.0	U	1.0	0.13
78-93-3	2-Butanone	5.0	U	5.0	0.57
110-75-8	2-Chloroethyl vinyl ether	10	U	10	0.99
95-49-8	2-Chlorotoluene	1.0	U	1.0	0.11
591-78-6	2-Hexanone	5.0	U	5.0	0.41
106-43-4	4-Chlorotoluene	1.0	U	1.0	0.18
108-10-1	4-Methyl-2-pentanone	5.0	U	5.0	0.32
67-64-1	Acetone	2.3	J	5.0	1.1
71-43-2	Benzene	1.0	U	1.0	0.13
108-86-1	Bromobenzene	1.0	U	1.0	0.13
74-97-5	Bromochloromethane	1.0	U	1.0	0.29
75-27-4	Bromodichloromethane	1.0	U	1.0	0.15
75-25-2	Bromoform	1.0	U	1.0	0.64
74-83-9	Bromomethane	1.0	U	1.0	0.41
75-15-0	Carbon disulfide	1.0	U	1.0	0.13

FORM I
GC/MS VOA ORGANICS ANALYSIS DATA SHEET

Lab Name: TestAmerica Canton | Job No.: 240-35500-1

SDG No.:

Client Sample ID: MSA-SW43B-032714 | Lab Sample ID: 240-35500-26

Matrix: Water | Lab File ID: UXR2012.D

Analysis Method: 8260B | Date Collected: 03/27/2014 13:18

Sample wt/vol: 5(mL) | Date Analyzed: 03/29/2014 19:52

Soil Aliquot Vol: | Dilution Factor: 1

Soil Extract Vol.: | GC Column: DB-624 ID: 0.18(mm)

% Moisture: | Level: (low/med) Low

Analysis Batch No.: 124485 | Units: ug/L

CAS NO.	COMPOUND NAME	RESULT	Q	RL	MDL
56-23-5	Carbon tetrachloride	1.0	U	1.0	0.13
108-90-7	Chlorobenzene	1.0	U	1.0	0.15
75-00-3	Chloroethane	1.0	U	1.0	0.29
67-66-3	Chloroform	1.0	U	1.0	0.16
74-87-3	Chloromethane	1.0	U	1.0	0.30
156-59-2	cis-1,2-Dichloroethene	1.0	U	1.0	0.17
10061-01-5	cis-1,3-Dichloropropene	1.0	U	1.0	0.14
124-48-1	Dibromochloromethane	1.0	U	1.0	0.18
74-95-3	Dibromomethane	1.0	U	1.0	0.28
75-71-8	Dichlorodifluoromethane	1.0	U	1.0	0.31
108-20-3	Diisopropyl ether	5.0	U	5.0	1.5
100-41-4	Ethylbenzene	1.0	U	1.0	0.17
637-92-3	Ethyl-t-butyl ether (ETBE)	5.0	U	5.0	0.11
87-68-3	Hexachlorobutadiene	1.0	U	1.0	0.30
98-82-8	Isopropylbenzene	1.0	U	1.0	0.13
1634-04-4	Methyl tert-butyl ether	1.0	U	1.0	0.17
75-09-2	Methylene Chloride	1.0	U	1.0	0.33
179601-23-1	m-Xylene & p-Xylene	2.0	U	2.0	0.24
91-20-3	Naphthalene	1.0	U	1.0	0.24
104-51-8	n-Butylbenzene	1.0	U	1.0	0.12
103-65-1	n-Propylbenzene	1.0	U	1.0	0.14
95-47-6	o-Xylene	1.0	U	1.0	0.14
99-87-6	p-Isopropyltoluene	1.0	U	1.0	0.12
135-98-8	sec-Butylbenzene	1.0	U	1.0	0.13
100-42-5	Styrene	1.0	U	1.0	0.11
994-05-8	Tert-amyl-methyl ether (TAME)	5.0	U	5.0	0.067
75-65-0	tert-Butyl alcohol	20	U	20	3.9
98-06-6	tert-Butylbenzene	1.0	U	1.0	0.13
127-18-4	Tetrachloroethene	1.0	U	1.0	0.29
108-88-3	Toluene	1.0	U	1.0	0.13
156-60-5	trans-1,2-Dichloroethene	1.0	U	1.0	0.19
10061-02-6	trans-1,3-Dichloropropene	1.0	U	1.0	0.19
79-01-6	Trichloroethene	0.89	J	1.0	0.17
75-69-4	Trichlorofluoromethane	1.0	U	1.0	0.21
108-05-4	Vinyl acetate	2.0	U	2.0	0.19
75-01-4	Vinyl chloride	0.50	U	0.50	0.22

FORM I
GC/MS VOA ORGANICS ANALYSIS DATA SHEET

Lab Name: TestAmerica Canton | Job No.: 240-35500-1

SDG No.:

Client Sample ID: MSA-SW43B-032714 | Lab Sample ID: 240-35500-26

Matrix: Water | Lab File ID: UXR2012.D

Analysis Method: 8260B | Date Collected: 03/27/2014 13:18

Sample wt/vol: 5(mL) | Date Analyzed: 03/29/2014 19:52

Soil Aliquot Vol: | Dilution Factor: 1

Soil Extract Vol.: | GC Column: DB-624 ID: 0.18(mm)

% Moisture: | Level: (low/med) Low

Analysis Batch No.: 124485 | Units: ug/L

CAS NO.	COMPOUND NAME	RESULT	Q	RL	MDL
1330-20-7	Xylenes, Total	2.0	U	2.0	0.14

CAS NO.	SURROGATE	%REC	Q	LIMITS
17060-07-0	1,2-Dichloroethane-d4 (Surr)	89		63-129
460-00-4	4-Bromofluorobenzene (Surr)	84		66-120
1868-53-7	Dibromofluoromethane (Surr)	103		75-121
2037-26-5	Toluene-d8 (Surr)	84		74-120

FORM I
GC/MS VOA ORGANICS ANALYSIS DATA SHEET

Lab Name: TestAmerica Canton | Job No.: 240-35500-1

SDG No.:

Client Sample ID: MSA-SW43C-032714 | Lab Sample ID: 240-35500-27

Matrix: Water | Lab File ID: UXR2013.D

Analysis Method: 8260B | Date Collected: 03/27/2014 13:23

Sample wt/vol: 5(mL) | Date Analyzed: 03/29/2014 20:15

Soil Aliquot Vol: | Dilution Factor: 1

Soil Extract Vol.: | GC Column: DB-624 ID: 0.18(mm)

% Moisture: | Level: (low/med) Low

Analysis Batch No.: 124485 | Units: ug/L

CAS NO.	COMPOUND NAME	RESULT	Q	RL	MDL
630-20-6	1,1,1,2-Tetrachloroethane	1.0	U	1.0	0.23
71-55-6	1,1,1-Trichloroethane	1.0	U	1.0	0.22
79-34-5	1,1,2,2-Tetrachloroethane	1.0	U	1.0	0.18
76-13-1	1,1,2-Trichloro-1,2,2-trichfluoroeth ane	1.0	U	1.0	0.28
75-34-3	1,1-Dichloroethane	1.0	U	1.0	0.15
75-35-4	1,1-Dichloroethene	1.0	U	1.0	0.19
563-58-6	1,1-Dichloropropene	1.0	U	1.0	0.13
87-61-6	1,2,3-Trichlorobenzene	1.0	U	1.0	0.17
96-18-4	1,2,3-Trichloropropane	1.0	U	1.0	0.43
526-73-8	1,2,3-Trimethylbenzene	5.0	U	5.0	0.0059
120-82-1	1,2,4-Trichlorobenzene	1.0	U	1.0	0.15
95-63-6	1,2,4-Trimethylbenzene	1.0	U	1.0	0.12
96-12-8	1,2-Dibromo-3-Chloropropane	5.0	U	5.0	0.67
106-93-4	1,2-Dibromoethane	1.0	U	1.0	0.24
95-50-1	1,2-Dichlorobenzene	1.0	U	1.0	0.13
107-06-2	1,2-Dichloroethane	1.0	U	1.0	0.22
78-87-5	1,2-Dichloropropane	1.0	U	1.0	0.18
541-73-1	1,3-Dichlorobenzene	1.0	U	1.0	0.14
142-28-9	1,3-Dichloropropane	1.0	U	1.0	0.16
106-46-7	1,4-Dichlorobenzene	1.0	U	1.0	0.13
594-20-7	2,2-Dichloropropane	1.0	U	1.0	0.13
78-93-3	2-Butanone	5.0	U	5.0	0.57
110-75-8	2-Chloroethyl vinyl ether	10	U	10	0.99
95-49-8	2-Chlorotoluene	1.0	U	1.0	0.11
591-78-6	2-Hexanone	5.0	U	5.0	0.41
106-43-4	4-Chlorotoluene	1.0	U	1.0	0.18
108-10-1	4-Methyl-2-pentanone	5.0	U	5.0	0.32
67-64-1	Acetone	1.7	J	5.0	1.1
71-43-2	Benzene	1.0	U	1.0	0.13
108-86-1	Bromobenzene	1.0	U	1.0	0.13
74-97-5	Bromochloromethane	1.0	U	1.0	0.29
75-27-4	Bromodichloromethane	1.0	U	1.0	0.15
75-25-2	Bromoform	1.0	U	1.0	0.64
74-83-9	Bromomethane	1.0	U	1.0	0.41
75-15-0	Carbon disulfide	1.0	U	1.0	0.13

FORM I
GC/MS VOA ORGANICS ANALYSIS DATA SHEET

Lab Name: TestAmerica Canton | Job No.: 240-35500-1

SDG No.:

Client Sample ID: MSA-SW43C-032714 | Lab Sample ID: 240-35500-27

Matrix: Water | Lab File ID: UXR2013.D

Analysis Method: 8260B | Date Collected: 03/27/2014 13:23

Sample wt/vol: 5(mL) | Date Analyzed: 03/29/2014 20:15

Soil Aliquot Vol: | Dilution Factor: 1

Soil Extract Vol.: | GC Column: DB-624 ID: 0.18(mm)

% Moisture: | Level: (low/med) Low

Analysis Batch No.: 124485 | Units: ug/L

CAS NO.	COMPOUND NAME	RESULT	Q	RL	MDL
56-23-5	Carbon tetrachloride	1.0	U	1.0	0.13
108-90-7	Chlorobenzene	1.0	U	1.0	0.15
75-00-3	Chloroethane	1.0	U	1.0	0.29
67-66-3	Chloroform	1.0	U	1.0	0.16
74-87-3	Chloromethane	1.0	U	1.0	0.30
156-59-2	cis-1,2-Dichloroethene	1.0	U	1.0	0.17
10061-01-5	cis-1,3-Dichloropropene	1.0	U	1.0	0.14
124-48-1	Dibromochloromethane	1.0	U	1.0	0.18
74-95-3	Dibromomethane	1.0	U	1.0	0.28
75-71-8	Dichlorodifluoromethane	1.0	U	1.0	0.31
108-20-3	Diisopropyl ether	5.0	U	5.0	1.5
100-41-4	Ethylbenzene	1.0	U	1.0	0.17
637-92-3	Ethyl-t-butyl ether (ETBE)	5.0	U	5.0	0.11
87-68-3	Hexachlorobutadiene	1.0	U	1.0	0.30
98-82-8	Isopropylbenzene	1.0	U	1.0	0.13
1634-04-4	Methyl tert-butyl ether	1.0	U	1.0	0.17
75-09-2	Methylene Chloride	1.0	U	1.0	0.33
179601-23-1	m-Xylene & p-Xylene	2.0	U	2.0	0.24
91-20-3	Naphthalene	1.0	U	1.0	0.24
104-51-8	n-Butylbenzene	1.0	U	1.0	0.12
103-65-1	n-Propylbenzene	1.0	U	1.0	0.14
95-47-6	o-Xylene	1.0	U	1.0	0.14
99-87-6	p-Isopropyltoluene	1.0	U	1.0	0.12
135-98-8	sec-Butylbenzene	1.0	U	1.0	0.13
100-42-5	Styrene	1.0	U	1.0	0.11
994-05-8	Tert-amyl-methyl ether (TAME)	5.0	U	5.0	0.067
75-65-0	tert-Butyl alcohol	20	U	20	3.9
98-06-6	tert-Butylbenzene	1.0	U	1.0	0.13
127-18-4	Tetrachloroethene	1.0	U	1.0	0.29
108-88-3	Toluene	1.0	U	1.0	0.13
156-60-5	trans-1,2-Dichloroethene	1.0	U	1.0	0.19
10061-02-6	trans-1,3-Dichloropropene	1.0	U	1.0	0.19
79-01-6	Trichloroethene	0.66	J	1.0	0.17
75-69-4	Trichlorofluoromethane	1.0	U	1.0	0.21
108-05-4	Vinyl acetate	2.0	U	2.0	0.19
75-01-4	Vinyl chloride	0.50	U	0.50	0.22

FORM I
GC/MS VOA ORGANICS ANALYSIS DATA SHEET

Lab Name: TestAmerica Canton | Job No.: 240-35500-1

SDG No.:

Client Sample ID: MSA-SW43C-032714 | Lab Sample ID: 240-35500-27

Matrix: Water | Lab File ID: UXR2013.D

Analysis Method: 8260B | Date Collected: 03/27/2014 13:23

Sample wt/vol: 5(mL) | Date Analyzed: 03/29/2014 20:15

Soil Aliquot Vol: | Dilution Factor: 1

Soil Extract Vol.: | GC Column: DB-624 ID: 0.18(mm)

% Moisture: | Level: (low/med) Low

Analysis Batch No.: 124485 | Units: ug/L

CAS NO.	COMPOUND NAME	RESULT	Q	RL	MDL
1330-20-7	Xylenes, Total	2.0	U	2.0	0.14

CAS NO.	SURROGATE	%REC	Q	LIMITS
17060-07-0	1,2-Dichloroethane-d4 (Surr)	86		63-129
460-00-4	4-Bromofluorobenzene (Surr)	81		66-120
1868-53-7	Dibromofluoromethane (Surr)	97		75-121
2037-26-5	Toluene-d8 (Surr)	80		74-120

FORM I
GC/MS VOA ORGANICS ANALYSIS DATA SHEET

Lab Name: TestAmerica Canton Job No.: 240-35500-1

SDG No.:

Client Sample ID: MSA-SW43D-032714 Lab Sample ID: 240-35500-28

Matrix: Water Lab File ID: UXR2014.D

Analysis Method: 8260B Date Collected: 03/27/2014 13:27

Sample wt/vol: 5(mL) Date Analyzed: 03/29/2014 20:37

Soil Aliquot Vol: Dilution Factor: 1

Soil Extract Vol.: GC Column: DB-624 ID: 0.18(mm)

% Moisture: Level: (low/med) Low

Analysis Batch No.: 124485 Units: ug/L

CAS NO.	COMPOUND NAME	RESULT	Q	RL	MDL
630-20-6	1,1,1,2-Tetrachloroethane	1.0	U	1.0	0.23
71-55-6	1,1,1-Trichloroethane	1.0	U	1.0	0.22
79-34-5	1,1,2,2-Tetrachloroethane	1.0	U	1.0	0.18
76-13-1	1,1,2-Trichloro-1,2,2-trichfluoroeth ane	1.0	U	1.0	0.28
75-34-3	1,1-Dichloroethane	1.0	U	1.0	0.15
75-35-4	1,1-Dichloroethene	1.0	U	1.0	0.19
563-58-6	1,1-Dichloropropene	1.0	U	1.0	0.13
87-61-6	1,2,3-Trichlorobenzene	1.0	U	1.0	0.17
96-18-4	1,2,3-Trichloropropane	1.0	U	1.0	0.43
526-73-8	1,2,3-Trimethylbenzene	5.0	U	5.0	0.0059
120-82-1	1,2,4-Trichlorobenzene	1.0	U	1.0	0.15
95-63-6	1,2,4-Trimethylbenzene	1.0	U	1.0	0.12
96-12-8	1,2-Dibromo-3-Chloropropane	5.0	U	5.0	0.67
106-93-4	1,2-Dibromoethane	1.0	U	1.0	0.24
95-50-1	1,2-Dichlorobenzene	1.0	U	1.0	0.13
107-06-2	1,2-Dichloroethane	1.0	U	1.0	0.22
78-87-5	1,2-Dichloropropane	1.0	U	1.0	0.18
541-73-1	1,3-Dichlorobenzene	1.0	U	1.0	0.14
142-28-9	1,3-Dichloropropane	1.0	U	1.0	0.16
106-46-7	1,4-Dichlorobenzene	1.0	U	1.0	0.13
594-20-7	2,2-Dichloropropane	1.0	U	1.0	0.13
78-93-3	2-Butanone	5.0	U	5.0	0.57
110-75-8	2-Chloroethyl vinyl ether	10	U	10	0.99
95-49-8	2-Chlorotoluene	1.0	U	1.0	0.11
591-78-6	2-Hexanone	5.0	U	5.0	0.41
106-43-4	4-Chlorotoluene	1.0	U	1.0	0.18
108-10-1	4-Methyl-2-pentanone	5.0	U	5.0	0.32
67-64-1	Acetone	1.3	J	5.0	1.1
71-43-2	Benzene	1.0	U	1.0	0.13
108-86-1	Bromobenzene	1.0	U	1.0	0.13
74-97-5	Bromochloromethane	1.0	U	1.0	0.29
75-27-4	Bromodichloromethane	1.0	U	1.0	0.15
75-25-2	Bromoform	1.0	U	1.0	0.64
74-83-9	Bromomethane	1.0	U	1.0	0.41
75-15-0	Carbon disulfide	1.0	U	1.0	0.13

FORM I
GC/MS VOA ORGANICS ANALYSIS DATA SHEET

Lab Name: TestAmerica Canton | Job No.: 240-35500-1

SDG No.:

Client Sample ID: MSA-SW43D-032714 | Lab Sample ID: 240-35500-28

Matrix: Water | Lab File ID: UXR2014.D

Analysis Method: 8260B | Date Collected: 03/27/2014 13:27

Sample wt/vol: 5(mL) | Date Analyzed: 03/29/2014 20:37

Soil Aliquot Vol: | Dilution Factor: 1

Soil Extract Vol.: | GC Column: DB-624 ID: 0.18(mm)

% Moisture: | Level: (low/med) Low

Analysis Batch No.: 124485 | Units: ug/L

CAS NO.	COMPOUND NAME	RESULT	Q	RL	MDL
56-23-5	Carbon tetrachloride	1.0	U	1.0	0.13
108-90-7	Chlorobenzene	1.0	U	1.0	0.15
75-00-3	Chloroethane	1.0	U	1.0	0.29
67-66-3	Chloroform	1.0	U	1.0	0.16
74-87-3	Chloromethane	1.0	U	1.0	0.30
156-59-2	cis-1,2-Dichloroethene	1.0	U	1.0	0.17
10061-01-5	cis-1,3-Dichloropropene	1.0	U	1.0	0.14
124-48-1	Dibromochloromethane	1.0	U	1.0	0.18
74-95-3	Dibromomethane	1.0	U	1.0	0.28
75-71-8	Dichlorodifluoromethane	1.0	U	1.0	0.31
108-20-3	Diisopropyl ether	5.0	U	5.0	1.5
100-41-4	Ethylbenzene	1.0	U	1.0	0.17
637-92-3	Ethyl-t-butyl ether (ETBE)	5.0	U	5.0	0.11
87-68-3	Hexachlorobutadiene	1.0	U	1.0	0.30
98-82-8	Isopropylbenzene	1.0	U	1.0	0.13
1634-04-4	Methyl tert-butyl ether	1.0	U	1.0	0.17
75-09-2	Methylene Chloride	1.0	U	1.0	0.33
179601-23-1	m-Xylene & p-Xylene	2.0	U	2.0	0.24
91-20-3	Naphthalene	1.0	U	1.0	0.24
104-51-8	n-Butylbenzene	1.0	U	1.0	0.12
103-65-1	n-Propylbenzene	1.0	U	1.0	0.14
95-47-6	o-Xylene	1.0	U	1.0	0.14
99-87-6	p-Isopropyltoluene	1.0	U	1.0	0.12
135-98-8	sec-Butylbenzene	1.0	U	1.0	0.13
100-42-5	Styrene	1.0	U	1.0	0.11
994-05-8	Tert-amyl-methyl ether (TAME)	5.0	U	5.0	0.067
75-65-0	tert-Butyl alcohol	20	U	20	3.9
98-06-6	tert-Butylbenzene	1.0	U	1.0	0.13
127-18-4	Tetrachloroethene	1.0	U	1.0	0.29
108-88-3	Toluene	1.0	U	1.0	0.13
156-60-5	trans-1,2-Dichloroethene	1.0	U	1.0	0.19
10061-02-6	trans-1,3-Dichloropropene	1.0	U	1.0	0.19
79-01-6	Trichloroethene	0.83	J	1.0	0.17
75-69-4	Trichlorofluoromethane	1.0	U	1.0	0.21
108-05-4	Vinyl acetate	2.0	U	2.0	0.19
75-01-4	Vinyl chloride	0.50	U	0.50	0.22

FORM I
GC/MS VOA ORGANICS ANALYSIS DATA SHEET

Lab Name: TestAmerica Canton | Job No.: 240-35500-1

SDG No.:

Client Sample ID: MSA-SW43D-032714 | Lab Sample ID: 240-35500-28

Matrix: Water | Lab File ID: UXR2014.D

Analysis Method: 8260B | Date Collected: 03/27/2014 13:27

Sample wt/vol: 5(mL) | Date Analyzed: 03/29/2014 20:37

Soil Aliquot Vol: | Dilution Factor: 1

Soil Extract Vol.: | GC Column: DB-624 ID: 0.18(mm)

% Moisture: | Level: (low/med) Low

Analysis Batch No.: 124485 | Units: ug/L

CAS NO.	COMPOUND NAME	RESULT	Q	RL	MDL
1330-20-7	Xylenes, Total	2.0	U	2.0	0.14

CAS NO.	SURROGATE	%REC	Q	LIMITS
17060-07-0	1,2-Dichloroethane-d4 (Surr)	86		63-129
460-00-4	4-Bromofluorobenzene (Surr)	84		66-120
1868-53-7	Dibromofluoromethane (Surr)	99		75-121
2037-26-5	Toluene-d8 (Surr)	82		74-120

FORM I
GC/MS VOA ORGANICS ANALYSIS DATA SHEET

Lab Name: TestAmerica Canton | Job No.: 240-35500-1

SDG No.:

Client Sample ID: MSA-SW44A-032714 | Lab Sample ID: 240-35500-29

Matrix: Water | Lab File ID: UXR2015.D

Analysis Method: 8260B | Date Collected: 03/27/2014 12:49

Sample wt/vol: 5(mL) | Date Analyzed: 03/29/2014 21:00

Soil Aliquot Vol: | Dilution Factor: 1

Soil Extract Vol.: | GC Column: DB-624 ID: 0.18(mm)

% Moisture: | Level: (low/med) Low

Analysis Batch No.: 124485 | Units: ug/L

CAS NO.	COMPOUND NAME	RESULT	Q	RL	MDL
630-20-6	1,1,1,2-Tetrachloroethane	1.0	U	1.0	0.23
71-55-6	1,1,1-Trichloroethane	1.0	U	1.0	0.22
79-34-5	1,1,2,2-Tetrachloroethane	1.0	U	1.0	0.18
76-13-1	1,1,2-Trichloro-1,2,2-trichfluoroeth ane	1.0	U	1.0	0.28
75-34-3	1,1-Dichloroethane	1.0	U	1.0	0.15
75-35-4	1,1-Dichloroethene	1.0	U	1.0	0.19
563-58-6	1,1-Dichloropropene	1.0	U	1.0	0.13
87-61-6	1,2,3-Trichlorobenzene	1.0	U	1.0	0.17
96-18-4	1,2,3-Trichloropropane	1.0	U	1.0	0.43
526-73-8	1,2,3-Trimethylbenzene	5.0	U	5.0	0.0059
120-82-1	1,2,4-Trichlorobenzene	1.0	U	1.0	0.15
95-63-6	1,2,4-Trimethylbenzene	1.0	U	1.0	0.12
96-12-8	1,2-Dibromo-3-Chloropropane	5.0	U	5.0	0.67
106-93-4	1,2-Dibromoethane	1.0	U	1.0	0.24
95-50-1	1,2-Dichlorobenzene	1.0	U	1.0	0.13
107-06-2	1,2-Dichloroethane	1.0	U	1.0	0.22
78-87-5	1,2-Dichloropropane	1.0	U	1.0	0.18
541-73-1	1,3-Dichlorobenzene	1.0	U	1.0	0.14
142-28-9	1,3-Dichloropropane	1.0	U	1.0	0.16
106-46-7	1,4-Dichlorobenzene	1.0	U	1.0	0.13
594-20-7	2,2-Dichloropropane	1.0	U	1.0	0.13
78-93-3	2-Butanone	5.0	U	5.0	0.57
110-75-8	2-Chloroethyl vinyl ether	10	U	10	0.99
95-49-8	2-Chlorotoluene	1.0	U	1.0	0.11
591-78-6	2-Hexanone	5.0	U	5.0	0.41
106-43-4	4-Chlorotoluene	1.0	U	1.0	0.18
108-10-1	4-Methyl-2-pentanone	5.0	U	5.0	0.32
67-64-1	Acetone	2.0	J	5.0	1.1
71-43-2	Benzene	1.0	U	1.0	0.13
108-86-1	Bromobenzene	1.0	U	1.0	0.13
74-97-5	Bromochloromethane	1.0	U	1.0	0.29
75-27-4	Bromodichloromethane	1.0	U	1.0	0.15
75-25-2	Bromoform	1.0	U	1.0	0.64
74-83-9	Bromomethane	1.0	U	1.0	0.41
75-15-0	Carbon disulfide	1.0	U	1.0	0.13

FORM I
GC/MS VOA ORGANICS ANALYSIS DATA SHEET

Lab Name: TestAmerica Canton | Job No.: 240-35500-1

SDG No.:

Client Sample ID: MSA-SW44A-032714 | Lab Sample ID: 240-35500-29

Matrix: Water | Lab File ID: UXR2015.D

Analysis Method: 8260B | Date Collected: 03/27/2014 12:49

Sample wt/vol: 5(mL) | Date Analyzed: 03/29/2014 21:00

Soil Aliquot Vol: | Dilution Factor: 1

Soil Extract Vol.: | GC Column: DB-624 ID: 0.18(mm)

% Moisture: | Level: (low/med) Low

Analysis Batch No.: 124485 | Units: ug/L

CAS NO.	COMPOUND NAME	RESULT	Q	RL	MDL
56-23-5	Carbon tetrachloride	1.0	U	1.0	0.13
108-90-7	Chlorobenzene	1.0	U	1.0	0.15
75-00-3	Chloroethane	1.0	U	1.0	0.29
67-66-3	Chloroform	1.0	U	1.0	0.16
74-87-3	Chloromethane	1.0	U	1.0	0.30
156-59-2	cis-1,2-Dichloroethene	1.0	U	1.0	0.17
10061-01-5	cis-1,3-Dichloropropene	1.0	U	1.0	0.14
124-48-1	Dibromochloromethane	1.0	U	1.0	0.18
74-95-3	Dibromomethane	1.0	U	1.0	0.28
75-71-8	Dichlorodifluoromethane	1.0	U	1.0	0.31
108-20-3	Diisopropyl ether	5.0	U	5.0	1.5
100-41-4	Ethylbenzene	1.0	U	1.0	0.17
637-92-3	Ethyl-t-butyl ether (ETBE)	5.0	U	5.0	0.11
87-68-3	Hexachlorobutadiene	1.0	U	1.0	0.30
98-82-8	Isopropylbenzene	1.0	U	1.0	0.13
1634-04-4	Methyl tert-butyl ether	1.0	U	1.0	0.17
75-09-2	Methylene Chloride	1.0	U	1.0	0.33
179601-23-1	m-Xylene & p-Xylene	2.0	U	2.0	0.24
91-20-3	Naphthalene	1.0	U	1.0	0.24
104-51-8	n-Butylbenzene	1.0	U	1.0	0.12
103-65-1	n-Propylbenzene	1.0	U	1.0	0.14
95-47-6	o-Xylene	1.0	U	1.0	0.14
99-87-6	p-Isopropyltoluene	1.0	U	1.0	0.12
135-98-8	sec-Butylbenzene	1.0	U	1.0	0.13
100-42-5	Styrene	1.0	U	1.0	0.11
994-05-8	Tert-amyl-methyl ether (TAME)	5.0	U	5.0	0.067
75-65-0	tert-Butyl alcohol	20	U	20	3.9
98-06-6	tert-Butylbenzene	1.0	U	1.0	0.13
127-18-4	Tetrachloroethene	1.0	U	1.0	0.29
108-88-3	Toluene	1.0	U	1.0	0.13
156-60-5	trans-1,2-Dichloroethene	1.0	U	1.0	0.19
10061-02-6	trans-1,3-Dichloropropene	1.0	U	1.0	0.19
79-01-6	Trichloroethene	0.46	J	1.0	0.17
75-69-4	Trichlorofluoromethane	1.0	U	1.0	0.21
108-05-4	Vinyl acetate	2.0	U	2.0	0.19
75-01-4	Vinyl chloride	0.50	U	0.50	0.22

FORM I
GC/MS VOA ORGANICS ANALYSIS DATA SHEET

Lab Name: TestAmerica Canton | Job No.: 240-35500-1

SDG No.:

Client Sample ID: MSA-SW44A-032714 | Lab Sample ID: 240-35500-29

Matrix: Water | Lab File ID: UXR2015.D

Analysis Method: 8260B | Date Collected: 03/27/2014 12:49

Sample wt/vol: 5(mL) | Date Analyzed: 03/29/2014 21:00

Soil Aliquot Vol: | Dilution Factor: 1

Soil Extract Vol.: | GC Column: DB-624 ID: 0.18(mm)

% Moisture: | Level: (low/med) Low

Analysis Batch No.: 124485 | Units: ug/L

CAS NO.	COMPOUND NAME	RESULT	Q	RL	MDL
1330-20-7	Xylenes, Total	2.0	U	2.0	0.14

CAS NO.	SURROGATE	%REC	Q	LIMITS
17060-07-0	1,2-Dichloroethane-d4 (Surr)	83		63-129
460-00-4	4-Bromofluorobenzene (Surr)	81		66-120
1868-53-7	Dibromofluoromethane (Surr)	98		75-121
2037-26-5	Toluene-d8 (Surr)	78		74-120

FORM I
GC/MS VOA ORGANICS ANALYSIS DATA SHEET

Lab Name: TestAmerica Canton | Job No.: 240-35500-1

SDG No.:

Client Sample ID: MSA-SW44B-032714 | Lab Sample ID: 240-35500-30

Matrix: Water | Lab File ID: UXR2016.D

Analysis Method: 8260B | Date Collected: 03/27/2014 12:53

Sample wt/vol: 5(mL) | Date Analyzed: 03/29/2014 21:23

Soil Aliquot Vol: | Dilution Factor: 1

Soil Extract Vol.: | GC Column: DB-624 ID: 0.18(mm)

% Moisture: | Level: (low/med) Low

Analysis Batch No.: 124485 | Units: ug/L

CAS NO.	COMPOUND NAME	RESULT	Q	RL	MDL
630-20-6	1,1,1,2-Tetrachloroethane	1.0	U	1.0	0.23
71-55-6	1,1,1-Trichloroethane	1.0	U	1.0	0.22
79-34-5	1,1,2,2-Tetrachloroethane	1.0	U	1.0	0.18
76-13-1	1,1,2-Trichloro-1,2,2-trichfluoroeth ane	1.0	U	1.0	0.28
75-34-3	1,1-Dichloroethane	1.0	U	1.0	0.15
75-35-4	1,1-Dichloroethene	1.0	U	1.0	0.19
563-58-6	1,1-Dichloropropene	1.0	U	1.0	0.13
87-61-6	1,2,3-Trichlorobenzene	1.0	U	1.0	0.17
96-18-4	1,2,3-Trichloropropane	1.0	U	1.0	0.43
526-73-8	1,2,3-Trimethylbenzene	5.0	U	5.0	0.0059
120-82-1	1,2,4-Trichlorobenzene	1.0	U	1.0	0.15
95-63-6	1,2,4-Trimethylbenzene	1.0	U	1.0	0.12
96-12-8	1,2-Dibromo-3-Chloropropane	5.0	U	5.0	0.67
106-93-4	1,2-Dibromoethane	1.0	U	1.0	0.24
95-50-1	1,2-Dichlorobenzene	1.0	U	1.0	0.13
107-06-2	1,2-Dichloroethane	1.0	U	1.0	0.22
78-87-5	1,2-Dichloropropane	1.0	U	1.0	0.18
541-73-1	1,3-Dichlorobenzene	1.0	U	1.0	0.14
142-28-9	1,3-Dichloropropane	1.0	U	1.0	0.16
106-46-7	1,4-Dichlorobenzene	1.0	U	1.0	0.13
594-20-7	2,2-Dichloropropane	1.0	U	1.0	0.13
78-93-3	2-Butanone	5.0	U	5.0	0.57
110-75-8	2-Chloroethyl vinyl ether	10	U	10	0.99
95-49-8	2-Chlorotoluene	1.0	U	1.0	0.11
591-78-6	2-Hexanone	5.0	U	5.0	0.41
106-43-4	4-Chlorotoluene	1.0	U	1.0	0.18
108-10-1	4-Methyl-2-pentanone	5.0	U	5.0	0.32
67-64-1	Acetone	1.9	J	5.0	1.1
71-43-2	Benzene	1.0	U	1.0	0.13
108-86-1	Bromobenzene	1.0	U	1.0	0.13
74-97-5	Bromochloromethane	1.0	U	1.0	0.29
75-27-4	Bromodichloromethane	1.0	U	1.0	0.15
75-25-2	Bromoform	1.0	U	1.0	0.64
74-83-9	Bromomethane	1.0	U	1.0	0.41
75-15-0	Carbon disulfide	1.0	U	1.0	0.13

FORM I
GC/MS VOA ORGANICS ANALYSIS DATA SHEET

Lab Name: TestAmerica Canton | Job No.: 240-35500-1

SDG No.:

Client Sample ID: MSA-SW44B-032714 | Lab Sample ID: 240-35500-30

Matrix: Water | Lab File ID: UXR2016.D

Analysis Method: 8260B | Date Collected: 03/27/2014 12:53

Sample wt/vol: 5(mL) | Date Analyzed: 03/29/2014 21:23

Soil Aliquot Vol: | Dilution Factor: 1

Soil Extract Vol.: | GC Column: DB-624 ID: 0.18(mm)

% Moisture: | Level: (low/med) Low

Analysis Batch No.: 124485 | Units: ug/L

CAS NO.	COMPOUND NAME	RESULT	Q	RL	MDL
56-23-5	Carbon tetrachloride	1.0	U	1.0	0.13
108-90-7	Chlorobenzene	1.0	U	1.0	0.15
75-00-3	Chloroethane	1.0	U	1.0	0.29
67-66-3	Chloroform	1.0	U	1.0	0.16
74-87-3	Chloromethane	1.0	U	1.0	0.30
156-59-2	cis-1,2-Dichloroethene	1.0	U	1.0	0.17
10061-01-5	cis-1,3-Dichloropropene	1.0	U	1.0	0.14
124-48-1	Dibromochloromethane	1.0	U	1.0	0.18
74-95-3	Dibromomethane	1.0	U	1.0	0.28
75-71-8	Dichlorodifluoromethane	1.0	U	1.0	0.31
108-20-3	Diisopropyl ether	5.0	U	5.0	1.5
100-41-4	Ethylbenzene	1.0	U	1.0	0.17
637-92-3	Ethyl-t-butyl ether (ETBE)	5.0	U	5.0	0.11
87-68-3	Hexachlorobutadiene	1.0	U	1.0	0.30
98-82-8	Isopropylbenzene	1.0	U	1.0	0.13
1634-04-4	Methyl tert-butyl ether	1.0	U	1.0	0.17
75-09-2	Methylene Chloride	1.0	U	1.0	0.33
179601-23-1	m-Xylene & p-Xylene	2.0	U	2.0	0.24
91-20-3	Naphthalene	1.0	U	1.0	0.24
104-51-8	n-Butylbenzene	1.0	U	1.0	0.12
103-65-1	n-Propylbenzene	1.0	U	1.0	0.14
95-47-6	o-Xylene	1.0	U	1.0	0.14
99-87-6	p-Isopropyltoluene	1.0	U	1.0	0.12
135-98-8	sec-Butylbenzene	1.0	U	1.0	0.13
100-42-5	Styrene	1.0	U	1.0	0.11
994-05-8	Tert-amyl-methyl ether (TAME)	5.0	U	5.0	0.067
75-65-0	tert-Butyl alcohol	20	U	20	3.9
98-06-6	tert-Butylbenzene	1.0	U	1.0	0.13
127-18-4	Tetrachloroethene	1.0	U	1.0	0.29
108-88-3	Toluene	1.0	U	1.0	0.13
156-60-5	trans-1,2-Dichloroethene	1.0	U	1.0	0.19
10061-02-6	trans-1,3-Dichloropropene	1.0	U	1.0	0.19
79-01-6	Trichloroethene	0.48	J	1.0	0.17
75-69-4	Trichlorofluoromethane	1.0	U	1.0	0.21
108-05-4	Vinyl acetate	2.0	U	2.0	0.19
75-01-4	Vinyl chloride	0.50	U	0.50	0.22

FORM I
GC/MS VOA ORGANICS ANALYSIS DATA SHEET

Lab Name: TestAmerica Canton | Job No.: 240-35500-1

SDG No.:

Client Sample ID: MSA-SW44B-032714 | Lab Sample ID: 240-35500-30

Matrix: Water | Lab File ID: UXR2016.D

Analysis Method: 8260B | Date Collected: 03/27/2014 12:53

Sample wt/vol: 5(mL) | Date Analyzed: 03/29/2014 21:23

Soil Aliquot Vol: | Dilution Factor: 1

Soil Extract Vol.: | GC Column: DB-624 ID: 0.18(mm)

% Moisture: | Level: (low/med) Low

Analysis Batch No.: 124485 | Units: ug/L

CAS NO.	COMPOUND NAME	RESULT	Q	RL	MDL
1330-20-7	Xylenes, Total	2.0	U	2.0	0.14

CAS NO.	SURROGATE	%REC	Q	LIMITS
17060-07-0	1,2-Dichloroethane-d4 (Surr)	90		63-129
460-00-4	4-Bromofluorobenzene (Surr)	87		66-120
1868-53-7	Dibromofluoromethane (Surr)	106		75-121
2037-26-5	Toluene-d8 (Surr)	83		74-120

FORM I
GC/MS VOA ORGANICS ANALYSIS DATA SHEET

Lab Name: TestAmerica Canton | Job No.: 240-35500-1

SDG No.:

Client Sample ID: MSA-SW44C-032714 | Lab Sample ID: 240-35500-31

Matrix: Water | Lab File ID: UXR2017.D

Analysis Method: 8260B | Date Collected: 03/27/2014 12:59

Sample wt/vol: 5(mL) | Date Analyzed: 03/29/2014 21:45

Soil Aliquot Vol: | Dilution Factor: 1

Soil Extract Vol.: | GC Column: DB-624 ID: 0.18(mm)

% Moisture: | Level: (low/med) Low

Analysis Batch No.: 124485 | Units: ug/L

CAS NO.	COMPOUND NAME	RESULT	Q	RL	MDL
630-20-6	1,1,1,2-Tetrachloroethane	1.0	U	1.0	0.23
71-55-6	1,1,1-Trichloroethane	1.0	U	1.0	0.22
79-34-5	1,1,2,2-Tetrachloroethane	1.0	U	1.0	0.18
76-13-1	1,1,2-Trichloro-1,2,2-trichfluoroeth ane	1.0	U	1.0	0.28
75-34-3	1,1-Dichloroethane	1.0	U	1.0	0.15
75-35-4	1,1-Dichloroethene	1.0	U	1.0	0.19
563-58-6	1,1-Dichloropropene	1.0	U	1.0	0.13
87-61-6	1,2,3-Trichlorobenzene	1.0	U	1.0	0.17
96-18-4	1,2,3-Trichloropropane	1.0	U	1.0	0.43
526-73-8	1,2,3-Trimethylbenzene	5.0	U	5.0	0.0059
120-82-1	1,2,4-Trichlorobenzene	1.0	U	1.0	0.15
95-63-6	1,2,4-Trimethylbenzene	1.0	U	1.0	0.12
96-12-8	1,2-Dibromo-3-Chloropropane	5.0	U	5.0	0.67
106-93-4	1,2-Dibromoethane	1.0	U	1.0	0.24
95-50-1	1,2-Dichlorobenzene	1.0	U	1.0	0.13
107-06-2	1,2-Dichloroethane	1.0	U	1.0	0.22
78-87-5	1,2-Dichloropropane	1.0	U	1.0	0.18
541-73-1	1,3-Dichlorobenzene	1.0	U	1.0	0.14
142-28-9	1,3-Dichloropropane	1.0	U	1.0	0.16
106-46-7	1,4-Dichlorobenzene	1.0	U	1.0	0.13
594-20-7	2,2-Dichloropropane	1.0	U	1.0	0.13
78-93-3	2-Butanone	5.0	U	5.0	0.57
110-75-8	2-Chloroethyl vinyl ether	10	U	10	0.99
95-49-8	2-Chlorotoluene	1.0	U	1.0	0.11
591-78-6	2-Hexanone	5.0	U	5.0	0.41
106-43-4	4-Chlorotoluene	1.0	U	1.0	0.18
108-10-1	4-Methyl-2-pentanone	5.0	U	5.0	0.32
67-64-1	Acetone	1.8	J	5.0	1.1
71-43-2	Benzene	1.0	U	1.0	0.13
108-86-1	Bromobenzene	1.0	U	1.0	0.13
74-97-5	Bromochloromethane	1.0	U	1.0	0.29
75-27-4	Bromodichloromethane	1.0	U	1.0	0.15
75-25-2	Bromoform	1.0	U	1.0	0.64
74-83-9	Bromomethane	1.0	U	1.0	0.41
75-15-0	Carbon disulfide	1.0	U	1.0	0.13

FORM I
GC/MS VOA ORGANICS ANALYSIS DATA SHEET

Lab Name: TestAmerica Canton Job No.: 240-35500-1

SDG No.:

Client Sample ID: MSA-SW44C-032714 Lab Sample ID: 240-35500-31

Matrix: Water Lab File ID: UXR2017.D

Analysis Method: 8260B Date Collected: 03/27/2014 12:59

Sample wt/vol: 5(mL) Date Analyzed: 03/29/2014 21:45

Soil Aliquot Vol: Dilution Factor: 1

Soil Extract Vol.: GC Column: DB-624 ID: 0.18(mm)

% Moisture: Level: (low/med) Low

Analysis Batch No.: 124485 Units: ug/L

CAS NO.	COMPOUND NAME	RESULT	Q	RL	MDL
56-23-5	Carbon tetrachloride	1.0	U	1.0	0.13
108-90-7	Chlorobenzene	1.0	U	1.0	0.15
75-00-3	Chloroethane	1.0	U	1.0	0.29
67-66-3	Chloroform	1.0	U	1.0	0.16
74-87-3	Chloromethane	1.0	U	1.0	0.30
156-59-2	cis-1,2-Dichloroethene	1.0	U	1.0	0.17
10061-01-5	cis-1,3-Dichloropropene	1.0	U	1.0	0.14
124-48-1	Dibromochloromethane	1.0	U	1.0	0.18
74-95-3	Dibromomethane	1.0	U	1.0	0.28
75-71-8	Dichlorodifluoromethane	1.0	U	1.0	0.31
108-20-3	Diisopropyl ether	5.0	U	5.0	1.5
100-41-4	Ethylbenzene	1.0	U	1.0	0.17
637-92-3	Ethyl-t-butyl ether (ETBE)	5.0	U	5.0	0.11
87-68-3	Hexachlorobutadiene	1.0	U	1.0	0.30
98-82-8	Isopropylbenzene	1.0	U	1.0	0.13
1634-04-4	Methyl tert-butyl ether	1.0	U	1.0	0.17
75-09-2	Methylene Chloride	1.0	U	1.0	0.33
179601-23-1	m-Xylene & p-Xylene	2.0	U	2.0	0.24
91-20-3	Naphthalene	1.0	U	1.0	0.24
104-51-8	n-Butylbenzene	1.0	U	1.0	0.12
103-65-1	n-Propylbenzene	1.0	U	1.0	0.14
95-47-6	o-Xylene	1.0	U	1.0	0.14
99-87-6	p-Isopropyltoluene	1.0	U	1.0	0.12
135-98-8	sec-Butylbenzene	1.0	U	1.0	0.13
100-42-5	Styrene	1.0	U	1.0	0.11
994-05-8	Tert-amyl-methyl ether (TAME)	5.0	U	5.0	0.067
75-65-0	tert-Butyl alcohol	20	U	20	3.9
98-06-6	tert-Butylbenzene	1.0	U	1.0	0.13
127-18-4	Tetrachloroethene	1.0	U	1.0	0.29
108-88-3	Toluene	1.0	U	1.0	0.13
156-60-5	trans-1,2-Dichloroethene	1.0	U	1.0	0.19
10061-02-6	trans-1,3-Dichloropropene	1.0	U	1.0	0.19
79-01-6	Trichloroethene	0.52	J	1.0	0.17
75-69-4	Trichlorofluoromethane	1.0	U	1.0	0.21
108-05-4	Vinyl acetate	2.0	U	2.0	0.19
75-01-4	Vinyl chloride	0.50	U	0.50	0.22

FORM I
GC/MS VOA ORGANICS ANALYSIS DATA SHEET

Lab Name: TestAmerica Canton | Job No.: 240-35500-1

SDG No.:

Client Sample ID: MSA-SW44C-032714 | Lab Sample ID: 240-35500-31

Matrix: Water | Lab File ID: UXR2017.D

Analysis Method: 8260B | Date Collected: 03/27/2014 12:59

Sample wt/vol: 5(mL) | Date Analyzed: 03/29/2014 21:45

Soil Aliquot Vol: | Dilution Factor: 1

Soil Extract Vol.: | GC Column: DB-624 ID: 0.18(mm)

% Moisture: | Level: (low/med) Low

Analysis Batch No.: 124485 | Units: ug/L

CAS NO.	COMPOUND NAME	RESULT	Q	RL	MDL
1330-20-7	Xylenes, Total	2.0	U	2.0	0.14

CAS NO.	SURROGATE	%REC	Q	LIMITS
17060-07-0	1,2-Dichloroethane-d4 (Surr)	86		63-129
460-00-4	4-Bromofluorobenzene (Surr)	83		66-120
1868-53-7	Dibromofluoromethane (Surr)	102		75-121
2037-26-5	Toluene-d8 (Surr)	81		74-120

FORM I
GC/MS VOA ORGANICS ANALYSIS DATA SHEET

Lab Name: TestAmerica Canton | Job No.: 240-35500-1

SDG No.:

Client Sample ID: MSA-SW44D-032714 | Lab Sample ID: 240-35500-32

Matrix: Water | Lab File ID: UXR2018.D

Analysis Method: 8260B | Date Collected: 03/27/2014 13:04

Sample wt/vol: 5(mL) | Date Analyzed: 03/29/2014 22:08

Soil Aliquot Vol: | Dilution Factor: 1

Soil Extract Vol.: | GC Column: DB-624 ID: 0.18(mm)

% Moisture: | Level: (low/med) Low

Analysis Batch No.: 124485 | Units: ug/L

CAS NO.	COMPOUND NAME	RESULT	Q	RL	MDL
630-20-6	1,1,1,2-Tetrachloroethane	1.0	U	1.0	0.23
71-55-6	1,1,1-Trichloroethane	1.0	U	1.0	0.22
79-34-5	1,1,2,2-Tetrachloroethane	1.0	U	1.0	0.18
76-13-1	1,1,2-Trichloro-1,2,2-trichfluoroeth ane	1.0	U	1.0	0.28
75-34-3	1,1-Dichloroethane	1.0	U	1.0	0.15
75-35-4	1,1-Dichloroethene	1.0	U	1.0	0.19
563-58-6	1,1-Dichloropropene	1.0	U	1.0	0.13
87-61-6	1,2,3-Trichlorobenzene	1.0	U	1.0	0.17
96-18-4	1,2,3-Trichloropropane	1.0	U	1.0	0.43
526-73-8	1,2,3-Trimethylbenzene	5.0	U	5.0	0.0059
120-82-1	1,2,4-Trichlorobenzene	1.0	U	1.0	0.15
95-63-6	1,2,4-Trimethylbenzene	1.0	U	1.0	0.12
96-12-8	1,2-Dibromo-3-Chloropropane	5.0	U	5.0	0.67
106-93-4	1,2-Dibromoethane	1.0	U	1.0	0.24
95-50-1	1,2-Dichlorobenzene	1.0	U	1.0	0.13
107-06-2	1,2-Dichloroethane	1.0	U	1.0	0.22
78-87-5	1,2-Dichloropropane	1.0	U	1.0	0.18
541-73-1	1,3-Dichlorobenzene	1.0	U	1.0	0.14
142-28-9	1,3-Dichloropropane	1.0	U	1.0	0.16
106-46-7	1,4-Dichlorobenzene	1.0	U	1.0	0.13
594-20-7	2,2-Dichloropropane	1.0	U	1.0	0.13
78-93-3	2-Butanone	5.0	U	5.0	0.57
110-75-8	2-Chloroethyl vinyl ether	10	U	10	0.99
95-49-8	2-Chlorotoluene	1.0	U	1.0	0.11
591-78-6	2-Hexanone	5.0	U	5.0	0.41
106-43-4	4-Chlorotoluene	1.0	U	1.0	0.18
108-10-1	4-Methyl-2-pentanone	5.0	U	5.0	0.32
67-64-1	Acetone	1.7	J	5.0	1.1
71-43-2	Benzene	1.0	U	1.0	0.13
108-86-1	Bromobenzene	1.0	U	1.0	0.13
74-97-5	Bromochloromethane	1.0	U	1.0	0.29
75-27-4	Bromodichloromethane	1.0	U	1.0	0.15
75-25-2	Bromoform	1.0	U	1.0	0.64
74-83-9	Bromomethane	1.0	U	1.0	0.41
75-15-0	Carbon disulfide	1.0	U	1.0	0.13

FORM I
GC/MS VOA ORGANICS ANALYSIS DATA SHEET

Lab Name: TestAmerica Canton | Job No.: 240-35500-1

SDG No.:

Client Sample ID: MSA-SW44D-032714 | Lab Sample ID: 240-35500-32

Matrix: Water | Lab File ID: UXR2018.D

Analysis Method: 8260B | Date Collected: 03/27/2014 13:04

Sample wt/vol: 5(mL) | Date Analyzed: 03/29/2014 22:08

Soil Aliquot Vol: | Dilution Factor: 1

Soil Extract Vol.: | GC Column: DB-624 ID: 0.18(mm)

% Moisture: | Level: (low/med) Low

Analysis Batch No.: 124485 | Units: ug/L

CAS NO.	COMPOUND NAME	RESULT	Q	RL	MDL
56-23-5	Carbon tetrachloride	1.0	U	1.0	0.13
108-90-7	Chlorobenzene	1.0	U	1.0	0.15
75-00-3	Chloroethane	1.0	U	1.0	0.29
67-66-3	Chloroform	1.0	U	1.0	0.16
74-87-3	Chloromethane	1.0	U	1.0	0.30
156-59-2	cis-1,2-Dichloroethene	1.0	U	1.0	0.17
10061-01-5	cis-1,3-Dichloropropene	1.0	U	1.0	0.14
124-48-1	Dibromochloromethane	1.0	U	1.0	0.18
74-95-3	Dibromomethane	1.0	U	1.0	0.28
75-71-8	Dichlorodifluoromethane	1.0	U	1.0	0.31
108-20-3	Diisopropyl ether	5.0	U	5.0	1.5
100-41-4	Ethylbenzene	1.0	U	1.0	0.17
637-92-3	Ethyl-t-butyl ether (ETBE)	5.0	U	5.0	0.11
87-68-3	Hexachlorobutadiene	1.0	U	1.0	0.30
98-82-8	Isopropylbenzene	1.0	U	1.0	0.13
1634-04-4	Methyl tert-butyl ether	1.0	U	1.0	0.17
75-09-2	Methylene Chloride	1.0	U	1.0	0.33
179601-23-1	m-Xylene & p-Xylene	2.0	U	2.0	0.24
91-20-3	Naphthalene	1.0	U	1.0	0.24
104-51-8	n-Butylbenzene	1.0	U	1.0	0.12
103-65-1	n-Propylbenzene	1.0	U	1.0	0.14
95-47-6	o-Xylene	1.0	U	1.0	0.14
99-87-6	p-Isopropyltoluene	1.0	U	1.0	0.12
135-98-8	sec-Butylbenzene	1.0	U	1.0	0.13
100-42-5	Styrene	1.0	U	1.0	0.11
994-05-8	Tert-amyl-methyl ether (TAME)	5.0	U	5.0	0.067
75-65-0	tert-Butyl alcohol	20	U	20	3.9
98-06-6	tert-Butylbenzene	1.0	U	1.0	0.13
127-18-4	Tetrachloroethene	1.0	U	1.0	0.29
108-88-3	Toluene	1.0	U	1.0	0.13
156-60-5	trans-1,2-Dichloroethene	1.0	U	1.0	0.19
10061-02-6	trans-1,3-Dichloropropene	1.0	U	1.0	0.19
79-01-6	Trichloroethene	0.70	J	1.0	0.17
75-69-4	Trichlorofluoromethane	1.0	U	1.0	0.21
108-05-4	Vinyl acetate	2.0	U	2.0	0.19
75-01-4	Vinyl chloride	0.50	U	0.50	0.22

FORM I
GC/MS VOA ORGANICS ANALYSIS DATA SHEET

Lab Name: TestAmerica Canton | Job No.: 240-35500-1

SDG No.:

Client Sample ID: MSA-SW44D-032714 | Lab Sample ID: 240-35500-32

Matrix: Water | Lab File ID: UXR2018.D

Analysis Method: 8260B | Date Collected: 03/27/2014 13:04

Sample wt/vol: 5(mL) | Date Analyzed: 03/29/2014 22:08

Soil Aliquot Vol: | Dilution Factor: 1

Soil Extract Vol.: | GC Column: DB-624 ID: 0.18(mm)

% Moisture: | Level: (low/med) Low

Analysis Batch No.: 124485 | Units: ug/L

CAS NO.	COMPOUND NAME	RESULT	Q	RL	MDL
1330-20-7	Xylenes, Total	2.0	U	2.0	0.14

CAS NO.	SURROGATE	%REC	Q	LIMITS
17060-07-0	1,2-Dichloroethane-d4 (Surr)	87		63-129
460-00-4	4-Bromofluorobenzene (Surr)	81		66-120
1868-53-7	Dibromofluoromethane (Surr)	99		75-121
2037-26-5	Toluene-d8 (Surr)	79		74-120

FORM I
GC/MS VOA ORGANICS ANALYSIS DATA SHEET

Lab Name: TestAmerica Canton | Job No.: 240-35500-1

SDG No.:

Client Sample ID: MSA-SW45A-032714 | Lab Sample ID: 240-35500-33

Matrix: Water | Lab File ID: UXR2019.D

Analysis Method: 8260B | Date Collected: 03/27/2014 12:24

Sample wt/vol: 5(mL) | Date Analyzed: 03/29/2014 22:31

Soil Aliquot Vol: | Dilution Factor: 1

Soil Extract Vol.: | GC Column: DB-624 ID: 0.18(mm)

% Moisture: | Level: (low/med) Low

Analysis Batch No.: 124485 | Units: ug/L

CAS NO.	COMPOUND NAME	RESULT	Q	RL	MDL
630-20-6	1,1,1,2-Tetrachloroethane	1.0	U	1.0	0.23
71-55-6	1,1,1-Trichloroethane	1.0	U	1.0	0.22
79-34-5	1,1,2,2-Tetrachloroethane	1.0	U	1.0	0.18
76-13-1	1,1,2-Trichloro-1,2,2-trichfluoroeth ane	1.0	U	1.0	0.28
75-34-3	1,1-Dichloroethane	1.0	U	1.0	0.15
75-35-4	1,1-Dichloroethene	1.0	U	1.0	0.19
563-58-6	1,1-Dichloropropene	1.0	U	1.0	0.13
87-61-6	1,2,3-Trichlorobenzene	1.0	U	1.0	0.17
96-18-4	1,2,3-Trichloropropane	1.0	U	1.0	0.43
526-73-8	1,2,3-Trimethylbenzene	5.0	U	5.0	0.0059
120-82-1	1,2,4-Trichlorobenzene	1.0	U	1.0	0.15
95-63-6	1,2,4-Trimethylbenzene	1.0	U	1.0	0.12
96-12-8	1,2-Dibromo-3-Chloropropane	5.0	U	5.0	0.67
106-93-4	1,2-Dibromoethane	1.0	U	1.0	0.24
95-50-1	1,2-Dichlorobenzene	1.0	U	1.0	0.13
107-06-2	1,2-Dichloroethane	1.0	U	1.0	0.22
78-87-5	1,2-Dichloropropane	1.0	U	1.0	0.18
541-73-1	1,3-Dichlorobenzene	1.0	U	1.0	0.14
142-28-9	1,3-Dichloropropane	1.0	U	1.0	0.16
106-46-7	1,4-Dichlorobenzene	1.0	U	1.0	0.13
594-20-7	2,2-Dichloropropane	1.0	U	1.0	0.13
78-93-3	2-Butanone	5.0	U	5.0	0.57
110-75-8	2-Chloroethyl vinyl ether	10	U	10	0.99
95-49-8	2-Chlorotoluene	1.0	U	1.0	0.11
591-78-6	2-Hexanone	5.0	U	5.0	0.41
106-43-4	4-Chlorotoluene	1.0	U	1.0	0.18
108-10-1	4-Methyl-2-pentanone	5.0	U	5.0	0.32
67-64-1	Acetone	2.1	J	5.0	1.1
71-43-2	Benzene	1.0	U	1.0	0.13
108-86-1	Bromobenzene	1.0	U	1.0	0.13
74-97-5	Bromochloromethane	1.0	U	1.0	0.29
75-27-4	Bromodichloromethane	1.0	U	1.0	0.15
75-25-2	Bromoform	1.0	U	1.0	0.64
74-83-9	Bromomethane	1.0	U	1.0	0.41
75-15-0	Carbon disulfide	1.0	U	1.0	0.13

FORM I
GC/MS VOA ORGANICS ANALYSIS DATA SHEET

Lab Name: TestAmerica Canton | Job No.: 240-35500-1

SDG No.:

Client Sample ID: MSA-SW45A-032714 | Lab Sample ID: 240-35500-33

Matrix: Water | Lab File ID: UXR2019.D

Analysis Method: 8260B | Date Collected: 03/27/2014 12:24

Sample wt/vol: 5(mL) | Date Analyzed: 03/29/2014 22:31

Soil Aliquot Vol: | Dilution Factor: 1

Soil Extract Vol.: | GC Column: DB-624 ID: 0.18(mm)

% Moisture: | Level: (low/med) Low

Analysis Batch No.: 124485 | Units: ug/L

CAS NO.	COMPOUND NAME	RESULT	Q	RL	MDL
56-23-5	Carbon tetrachloride	1.0	U	1.0	0.13
108-90-7	Chlorobenzene	1.0	U	1.0	0.15
75-00-3	Chloroethane	1.0	U	1.0	0.29
67-66-3	Chloroform	1.0	U	1.0	0.16
74-87-3	Chloromethane	1.0	U	1.0	0.30
156-59-2	cis-1,2-Dichloroethene	1.0	U	1.0	0.17
10061-01-5	cis-1,3-Dichloropropene	1.0	U	1.0	0.14
124-48-1	Dibromochloromethane	1.0	U	1.0	0.18
74-95-3	Dibromomethane	1.0	U	1.0	0.28
75-71-8	Dichlorodifluoromethane	1.0	U	1.0	0.31
108-20-3	Diisopropyl ether	5.0	U	5.0	1.5
100-41-4	Ethylbenzene	1.0	U	1.0	0.17
637-92-3	Ethyl-t-butyl ether (ETBE)	5.0	U	5.0	0.11
87-68-3	Hexachlorobutadiene	1.0	U	1.0	0.30
98-82-8	Isopropylbenzene	1.0	U	1.0	0.13
1634-04-4	Methyl tert-butyl ether	1.0	U	1.0	0.17
75-09-2	Methylene Chloride	1.0	U	1.0	0.33
179601-23-1	m-Xylene & p-Xylene	2.0	U	2.0	0.24
91-20-3	Naphthalene	1.0	U	1.0	0.24
104-51-8	n-Butylbenzene	1.0	U	1.0	0.12
103-65-1	n-Propylbenzene	1.0	U	1.0	0.14
95-47-6	o-Xylene	1.0	U	1.0	0.14
99-87-6	p-Isopropyltoluene	1.0	U	1.0	0.12
135-98-8	sec-Butylbenzene	1.0	U	1.0	0.13
100-42-5	Styrene	1.0	U	1.0	0.11
994-05-8	Tert-amyl-methyl ether (TAME)	5.0	U	5.0	0.067
75-65-0	tert-Butyl alcohol	20	U	20	3.9
98-06-6	tert-Butylbenzene	1.0	U	1.0	0.13
127-18-4	Tetrachloroethene	1.0	U	1.0	0.29
108-88-3	Toluene	1.0	U	1.0	0.13
156-60-5	trans-1,2-Dichloroethene	1.0	U	1.0	0.19
10061-02-6	trans-1,3-Dichloropropene	1.0	U	1.0	0.19
79-01-6	Trichloroethene	0.40	J	1.0	0.17
75-69-4	Trichlorofluoromethane	1.0	U	1.0	0.21
108-05-4	Vinyl acetate	2.0	U	2.0	0.19
75-01-4	Vinyl chloride	0.50	U	0.50	0.22

FORM I
GC/MS VOA ORGANICS ANALYSIS DATA SHEET

Lab Name: TestAmerica Canton | Job No.: 240-35500-1

SDG No.:

Client Sample ID: MSA-SW45A-032714 | Lab Sample ID: 240-35500-33

Matrix: Water | Lab File ID: UXR2019.D

Analysis Method: 8260B | Date Collected: 03/27/2014 12:24

Sample wt/vol: 5(mL) | Date Analyzed: 03/29/2014 22:31

Soil Aliquot Vol: | Dilution Factor: 1

Soil Extract Vol.: | GC Column: DB-624 ID: 0.18(mm)

% Moisture: | Level: (low/med) Low

Analysis Batch No.: 124485 | Units: ug/L

CAS NO.	COMPOUND NAME	RESULT	Q	RL	MDL
1330-20-7	Xylenes, Total	2.0	U	2.0	0.14

CAS NO.	SURROGATE	%REC	Q	LIMITS
17060-07-0	1,2-Dichloroethane-d4 (Surr)	84		63-129
460-00-4	4-Bromofluorobenzene (Surr)	81		66-120
1868-53-7	Dibromofluoromethane (Surr)	100		75-121
2037-26-5	Toluene-d8 (Surr)	79		74-120

FORM I
GC/MS VOA ORGANICS ANALYSIS DATA SHEET

Lab Name: TestAmerica Canton | Job No.: 240-35500-1

SDG No.:

Client Sample ID: MSA-SW45B-032714 | Lab Sample ID: 240-35500-34

Matrix: Water | Lab File ID: UXR2020.D

Analysis Method: 8260B | Date Collected: 03/27/2014 12:29

Sample wt/vol: 5(mL) | Date Analyzed: 03/29/2014 22:53

Soil Aliquot Vol: | Dilution Factor: 1

Soil Extract Vol.: | GC Column: DB-624 ID: 0.18(mm)

% Moisture: | Level: (low/med) Low

Analysis Batch No.: 124485 | Units: ug/L

CAS NO.	COMPOUND NAME	RESULT	Q	RL	MDL
630-20-6	1,1,1,2-Tetrachloroethane	1.0	U	1.0	0.23
71-55-6	1,1,1-Trichloroethane	1.0	U	1.0	0.22
79-34-5	1,1,2,2-Tetrachloroethane	1.0	U	1.0	0.18
76-13-1	1,1,2-Trichloro-1,2,2-trichfluoroeth ane	1.0	U	1.0	0.28
75-34-3	1,1-Dichloroethane	1.0	U	1.0	0.15
75-35-4	1,1-Dichloroethene	1.0	U	1.0	0.19
563-58-6	1,1-Dichloropropene	1.0	U	1.0	0.13
87-61-6	1,2,3-Trichlorobenzene	1.0	U	1.0	0.17
96-18-4	1,2,3-Trichloropropane	1.0	U	1.0	0.43
526-73-8	1,2,3-Trimethylbenzene	5.0	U	5.0	0.0059
120-82-1	1,2,4-Trichlorobenzene	1.0	U	1.0	0.15
95-63-6	1,2,4-Trimethylbenzene	1.0	U	1.0	0.12
96-12-8	1,2-Dibromo-3-Chloropropane	5.0	U	5.0	0.67
106-93-4	1,2-Dibromoethane	1.0	U	1.0	0.24
95-50-1	1,2-Dichlorobenzene	1.0	U	1.0	0.13
107-06-2	1,2-Dichloroethane	1.0	U	1.0	0.22
78-87-5	1,2-Dichloropropane	1.0	U	1.0	0.18
541-73-1	1,3-Dichlorobenzene	1.0	U	1.0	0.14
142-28-9	1,3-Dichloropropane	1.0	U	1.0	0.16
106-46-7	1,4-Dichlorobenzene	1.0	U	1.0	0.13
594-20-7	2,2-Dichloropropane	1.0	U	1.0	0.13
78-93-3	2-Butanone	5.0	U	5.0	0.57
110-75-8	2-Chloroethyl vinyl ether	10	U	10	0.99
95-49-8	2-Chlorotoluene	1.0	U	1.0	0.11
591-78-6	2-Hexanone	5.0	U	5.0	0.41
106-43-4	4-Chlorotoluene	1.0	U	1.0	0.18
108-10-1	4-Methyl-2-pentanone	5.0	U	5.0	0.32
67-64-1	Acetone	1.4	J	5.0	1.1
71-43-2	Benzene	1.0	U	1.0	0.13
108-86-1	Bromobenzene	1.0	U	1.0	0.13
74-97-5	Bromochloromethane	1.0	U	1.0	0.29
75-27-4	Bromodichloromethane	1.0	U	1.0	0.15
75-25-2	Bromoform	1.0	U	1.0	0.64
74-83-9	Bromomethane	1.0	U	1.0	0.41
75-15-0	Carbon disulfide	1.0	U	1.0	0.13

FORM I
GC/MS VOA ORGANICS ANALYSIS DATA SHEET

Lab Name: TestAmerica Canton | Job No.: 240-35500-1

SDG No.:

Client Sample ID: MSA-SW45B-032714 | Lab Sample ID: 240-35500-34

Matrix: Water | Lab File ID: UXR2020.D

Analysis Method: 8260B | Date Collected: 03/27/2014 12:29

Sample wt/vol: 5(mL) | Date Analyzed: 03/29/2014 22:53

Soil Aliquot Vol: | Dilution Factor: 1

Soil Extract Vol.: | GC Column: DB-624 ID: 0.18(mm)

% Moisture: | Level: (low/med) Low

Analysis Batch No.: 124485 | Units: ug/L

CAS NO.	COMPOUND NAME	RESULT	Q	RL	MDL
56-23-5	Carbon tetrachloride	1.0	U	1.0	0.13
108-90-7	Chlorobenzene	1.0	U	1.0	0.15
75-00-3	Chloroethane	1.0	U	1.0	0.29
67-66-3	Chloroform	1.0	U	1.0	0.16
74-87-3	Chloromethane	1.0	U	1.0	0.30
156-59-2	cis-1,2-Dichloroethene	1.0	U	1.0	0.17
10061-01-5	cis-1,3-Dichloropropene	1.0	U	1.0	0.14
124-48-1	Dibromochloromethane	1.0	U	1.0	0.18
74-95-3	Dibromomethane	1.0	U	1.0	0.28
75-71-8	Dichlorodifluoromethane	1.0	U	1.0	0.31
108-20-3	Diisopropyl ether	5.0	U	5.0	1.5
100-41-4	Ethylbenzene	1.0	U	1.0	0.17
637-92-3	Ethyl-t-butyl ether (ETBE)	5.0	U	5.0	0.11
87-68-3	Hexachlorobutadiene	1.0	U	1.0	0.30
98-82-8	Isopropylbenzene	1.0	U	1.0	0.13
1634-04-4	Methyl tert-butyl ether	1.0	U	1.0	0.17
75-09-2	Methylene Chloride	1.0	U	1.0	0.33
179601-23-1	m-Xylene & p-Xylene	2.0	U	2.0	0.24
91-20-3	Naphthalene	1.0	U	1.0	0.24
104-51-8	n-Butylbenzene	1.0	U	1.0	0.12
103-65-1	n-Propylbenzene	1.0	U	1.0	0.14
95-47-6	o-Xylene	1.0	U	1.0	0.14
99-87-6	p-Isopropyltoluene	1.0	U	1.0	0.12
135-98-8	sec-Butylbenzene	1.0	U	1.0	0.13
100-42-5	Styrene	1.0	U	1.0	0.11
994-05-8	Tert-amyl-methyl ether (TAME)	5.0	U	5.0	0.067
75-65-0	tert-Butyl alcohol	20	U	20	3.9
98-06-6	tert-Butylbenzene	1.0	U	1.0	0.13
127-18-4	Tetrachloroethene	1.0	U	1.0	0.29
108-88-3	Toluene	1.0	U	1.0	0.13
156-60-5	trans-1,2-Dichloroethene	1.0	U	1.0	0.19
10061-02-6	trans-1,3-Dichloropropene	1.0	U	1.0	0.19
79-01-6	Trichloroethene	0.42	J	1.0	0.17
75-69-4	Trichlorofluoromethane	1.0	U	1.0	0.21
108-05-4	Vinyl acetate	2.0	U	2.0	0.19
75-01-4	Vinyl chloride	0.50	U	0.50	0.22

FORM I
GC/MS VOA ORGANICS ANALYSIS DATA SHEET

Lab Name: TestAmerica Canton Job No.: 240-35500-1

SDG No.:

Client Sample ID: MSA-SW45B-032714 Lab Sample ID: 240-35500-34

Matrix: Water Lab File ID: UXR2020.D

Analysis Method: 8260B Date Collected: 03/27/2014 12:29

Sample wt/vol: 5(mL) Date Analyzed: 03/29/2014 22:53

Soil Aliquot Vol: Dilution Factor: 1

Soil Extract Vol.: GC Column: DB-624 ID: 0.18(mm)

% Moisture: Level: (low/med) Low

Analysis Batch No.: 124485 Units: ug/L

CAS NO.	COMPOUND NAME	RESULT	Q	RL	MDL
1330-20-7	Xylenes, Total	2.0	U	2.0	0.14

CAS NO.	SURROGATE	%REC	Q	LIMITS
17060-07-0	1,2-Dichloroethane-d4 (Surr)	83		63-129
460-00-4	4-Bromofluorobenzene (Surr)	76		66-120
1868-53-7	Dibromofluoromethane (Surr)	96		75-121
2037-26-5	Toluene-d8 (Surr)	76		74-120

FORM I
GC/MS VOA ORGANICS ANALYSIS DATA SHEET

Lab Name: TestAmerica Canton Job No.: 240-35500-1

SDG No.:

Client Sample ID: MSA-SW45C-032714 Lab Sample ID: 240-35500-35

Matrix: Water Lab File ID: UXR2021.D

Analysis Method: 8260B Date Collected: 03/27/2014 12:37

Sample wt/vol: 5(mL) Date Analyzed: 03/29/2014 23:16

Soil Aliquot Vol: Dilution Factor: 1

Soil Extract Vol.: GC Column: DB-624 ID: 0.18(mm)

% Moisture: Level: (low/med) Low

Analysis Batch No.: 124485 Units: ug/L

CAS NO.	COMPOUND NAME	RESULT	Q	RL	MDL
630-20-6	1,1,1,2-Tetrachloroethane	1.0	U	1.0	0.23
71-55-6	1,1,1-Trichloroethane	1.0	U	1.0	0.22
79-34-5	1,1,2,2-Tetrachloroethane	1.0	U	1.0	0.18
76-13-1	1,1,2-Trichloro-1,2,2-trichfluoroeth ane	1.0	U	1.0	0.28
75-34-3	1,1-Dichloroethane	1.0	U	1.0	0.15
75-35-4	1,1-Dichloroethene	1.0	U	1.0	0.19
563-58-6	1,1-Dichloropropene	1.0	U	1.0	0.13
87-61-6	1,2,3-Trichlorobenzene	1.0	U	1.0	0.17
96-18-4	1,2,3-Trichloropropane	1.0	U	1.0	0.43
526-73-8	1,2,3-Trimethylbenzene	5.0	U	5.0	0.0059
120-82-1	1,2,4-Trichlorobenzene	1.0	U	1.0	0.15
95-63-6	1,2,4-Trimethylbenzene	1.0	U	1.0	0.12
96-12-8	1,2-Dibromo-3-Chloropropane	5.0	U	5.0	0.67
106-93-4	1,2-Dibromoethane	1.0	U	1.0	0.24
95-50-1	1,2-Dichlorobenzene	1.0	U	1.0	0.13
107-06-2	1,2-Dichloroethane	1.0	U	1.0	0.22
78-87-5	1,2-Dichloropropane	1.0	U	1.0	0.18
541-73-1	1,3-Dichlorobenzene	1.0	U	1.0	0.14
142-28-9	1,3-Dichloropropane	1.0	U	1.0	0.16
106-46-7	1,4-Dichlorobenzene	1.0	U	1.0	0.13
594-20-7	2,2-Dichloropropane	1.0	U	1.0	0.13
78-93-3	2-Butanone	5.0	U	5.0	0.57
110-75-8	2-Chloroethyl vinyl ether	10	U	10	0.99
95-49-8	2-Chlorotoluene	1.0	U	1.0	0.11
591-78-6	2-Hexanone	5.0	U	5.0	0.41
106-43-4	4-Chlorotoluene	1.0	U	1.0	0.18
108-10-1	4-Methyl-2-pentanone	5.0	U	5.0	0.32
67-64-1	Acetone	2.0	J	5.0	1.1
71-43-2	Benzene	1.0	U	1.0	0.13
108-86-1	Bromobenzene	1.0	U	1.0	0.13
74-97-5	Bromochloromethane	1.0	U	1.0	0.29
75-27-4	Bromodichloromethane	1.0	U	1.0	0.15
75-25-2	Bromoform	1.0	U	1.0	0.64
74-83-9	Bromomethane	1.0	U	1.0	0.41
75-15-0	Carbon disulfide	1.0	U	1.0	0.13

FORM I
GC/MS VOA ORGANICS ANALYSIS DATA SHEET

Lab Name: TestAmerica Canton | Job No.: 240-35500-1

SDG No.:

Client Sample ID: MSA-SW45C-032714 | Lab Sample ID: 240-35500-35

Matrix: Water | Lab File ID: UXR2021.D

Analysis Method: 8260B | Date Collected: 03/27/2014 12:37

Sample wt/vol: 5(mL) | Date Analyzed: 03/29/2014 23:16

Soil Aliquot Vol: | Dilution Factor: 1

Soil Extract Vol.: | GC Column: DB-624 ID: 0.18(mm)

% Moisture: | Level: (low/med) Low

Analysis Batch No.: 124485 | Units: ug/L

CAS NO.	COMPOUND NAME	RESULT	Q	RL	MDL
56-23-5	Carbon tetrachloride	1.0	U	1.0	0.13
108-90-7	Chlorobenzene	1.0	U	1.0	0.15
75-00-3	Chloroethane	1.0	U	1.0	0.29
67-66-3	Chloroform	1.0	U	1.0	0.16
74-87-3	Chloromethane	1.0	U	1.0	0.30
156-59-2	cis-1,2-Dichloroethene	1.0	U	1.0	0.17
10061-01-5	cis-1,3-Dichloropropene	1.0	U	1.0	0.14
124-48-1	Dibromochloromethane	1.0	U	1.0	0.18
74-95-3	Dibromomethane	1.0	U	1.0	0.28
75-71-8	Dichlorodifluoromethane	1.0	U	1.0	0.31
108-20-3	Diisopropyl ether	5.0	U	5.0	1.5
100-41-4	Ethylbenzene	1.0	U	1.0	0.17
637-92-3	Ethyl-t-butyl ether (ETBE)	5.0	U	5.0	0.11
87-68-3	Hexachlorobutadiene	1.0	U	1.0	0.30
98-82-8	Isopropylbenzene	1.0	U	1.0	0.13
1634-04-4	Methyl tert-butyl ether	1.0	U	1.0	0.17
75-09-2	Methylene Chloride	1.0	U	1.0	0.33
179601-23-1	m-Xylene & p-Xylene	2.0	U	2.0	0.24
91-20-3	Naphthalene	1.0	U	1.0	0.24
104-51-8	n-Butylbenzene	1.0	U	1.0	0.12
103-65-1	n-Propylbenzene	1.0	U	1.0	0.14
95-47-6	o-Xylene	1.0	U	1.0	0.14
99-87-6	p-Isopropyltoluene	1.0	U	1.0	0.12
135-98-8	sec-Butylbenzene	1.0	U	1.0	0.13
100-42-5	Styrene	1.0	U	1.0	0.11
994-05-8	Tert-amyl-methyl ether (TAME)	5.0	U	5.0	0.067
75-65-0	tert-Butyl alcohol	20	U	20	3.9
98-06-6	tert-Butylbenzene	1.0	U	1.0	0.13
127-18-4	Tetrachloroethene	1.0	U	1.0	0.29
108-88-3	Toluene	1.0	U	1.0	0.13
156-60-5	trans-1,2-Dichloroethene	1.0	U	1.0	0.19
10061-02-6	trans-1,3-Dichloropropene	1.0	U	1.0	0.19
79-01-6	Trichloroethene	0.52	J	1.0	0.17
75-69-4	Trichlorofluoromethane	1.0	U	1.0	0.21
108-05-4	Vinyl acetate	2.0	U	2.0	0.19
75-01-4	Vinyl chloride	0.50	U	0.50	0.22

FORM I
GC/MS VOA ORGANICS ANALYSIS DATA SHEET

Lab Name: TestAmerica Canton | Job No.: 240-35500-1

SDG No.:

Client Sample ID: MSA-SW45C-032714 | Lab Sample ID: 240-35500-35

Matrix: Water | Lab File ID: UXR2021.D

Analysis Method: 8260B | Date Collected: 03/27/2014 12:37

Sample wt/vol: 5(mL) | Date Analyzed: 03/29/2014 23:16

Soil Aliquot Vol: | Dilution Factor: 1

Soil Extract Vol.: | GC Column: DB-624 ID: 0.18(mm)

% Moisture: | Level: (low/med) Low

Analysis Batch No.: 124485 | Units: ug/L

CAS NO.	COMPOUND NAME	RESULT	Q	RL	MDL
1330-20-7	Xylenes, Total	2.0	U	2.0	0.14

CAS NO.	SURROGATE	%REC	Q	LIMITS
17060-07-0	1,2-Dichloroethane-d4 (Surr)	84		63-129
460-00-4	4-Bromofluorobenzene (Surr)	79		66-120
1868-53-7	Dibromofluoromethane (Surr)	98		75-121
2037-26-5	Toluene-d8 (Surr)	78		74-120

FORM I
GC/MS VOA ORGANICS ANALYSIS DATA SHEET

Lab Name: TestAmerica Canton | Job No.: 240-35500-1

SDG No.:

Client Sample ID: MSA-SW45D-032714 | Lab Sample ID: 240-35500-36

Matrix: Water | Lab File ID: UXR2022.D

Analysis Method: 8260B | Date Collected: 03/27/2014 12:41

Sample wt/vol: 5(mL) | Date Analyzed: 03/29/2014 23:39

Soil Aliquot Vol: | Dilution Factor: 1

Soil Extract Vol.: | GC Column: DB-624 ID: 0.18(mm)

% Moisture: | Level: (low/med) Low

Analysis Batch No.: 124485 | Units: ug/L

CAS NO.	COMPOUND NAME	RESULT	Q	RL	MDL
630-20-6	1,1,1,2-Tetrachloroethane	1.0	U	1.0	0.23
71-55-6	1,1,1-Trichloroethane	1.0	U	1.0	0.22
79-34-5	1,1,2,2-Tetrachloroethane	1.0	U	1.0	0.18
76-13-1	1,1,2-Trichloro-1,2,2-trichfluoroeth ane	1.0	U	1.0	0.28
75-34-3	1,1-Dichloroethane	1.0	U	1.0	0.15
75-35-4	1,1-Dichloroethene	1.0	U	1.0	0.19
563-58-6	1,1-Dichloropropene	1.0	U	1.0	0.13
87-61-6	1,2,3-Trichlorobenzene	1.0	U	1.0	0.17
96-18-4	1,2,3-Trichloropropane	1.0	U	1.0	0.43
526-73-8	1,2,3-Trimethylbenzene	5.0	U	5.0	0.0059
120-82-1	1,2,4-Trichlorobenzene	1.0	U	1.0	0.15
95-63-6	1,2,4-Trimethylbenzene	1.0	U	1.0	0.12
96-12-8	1,2-Dibromo-3-Chloropropane	5.0	U	5.0	0.67
106-93-4	1,2-Dibromoethane	1.0	U	1.0	0.24
95-50-1	1,2-Dichlorobenzene	1.0	U	1.0	0.13
107-06-2	1,2-Dichloroethane	1.0	U	1.0	0.22
78-87-5	1,2-Dichloropropane	1.0	U	1.0	0.18
541-73-1	1,3-Dichlorobenzene	1.0	U	1.0	0.14
142-28-9	1,3-Dichloropropane	1.0	U	1.0	0.16
106-46-7	1,4-Dichlorobenzene	1.0	U	1.0	0.13
594-20-7	2,2-Dichloropropane	1.0	U	1.0	0.13
78-93-3	2-Butanone	5.0	U	5.0	0.57
110-75-8	2-Chloroethyl vinyl ether	10	U	10	0.99
95-49-8	2-Chlorotoluene	1.0	U	1.0	0.11
591-78-6	2-Hexanone	5.0	U	5.0	0.41
106-43-4	4-Chlorotoluene	1.0	U	1.0	0.18
108-10-1	4-Methyl-2-pentanone	5.0	U	5.0	0.32
67-64-1	Acetone	1.8	J	5.0	1.1
71-43-2	Benzene	1.0	U	1.0	0.13
108-86-1	Bromobenzene	1.0	U	1.0	0.13
74-97-5	Bromochloromethane	1.0	U	1.0	0.29
75-27-4	Bromodichloromethane	1.0	U	1.0	0.15
75-25-2	Bromoform	1.0	U	1.0	0.64
74-83-9	Bromomethane	1.0	U	1.0	0.41
75-15-0	Carbon disulfide	1.0	U	1.0	0.13

FORM I
GC/MS VOA ORGANICS ANALYSIS DATA SHEET

Lab Name: TestAmerica Canton | Job No.: 240-35500-1

SDG No.:

Client Sample ID: MSA-SW45D-032714 | Lab Sample ID: 240-35500-36

Matrix: Water | Lab File ID: UXR2022.D

Analysis Method: 8260B | Date Collected: 03/27/2014 12:41

Sample wt/vol: 5(mL) | Date Analyzed: 03/29/2014 23:39

Soil Aliquot Vol: | Dilution Factor: 1

Soil Extract Vol.: | GC Column: DB-624 ID: 0.18(mm)

% Moisture: | Level: (low/med) Low

Analysis Batch No.: 124485 | Units: ug/L

CAS NO.	COMPOUND NAME	RESULT	Q	RL	MDL
56-23-5	Carbon tetrachloride	1.0	U	1.0	0.13
108-90-7	Chlorobenzene	1.0	U	1.0	0.15
75-00-3	Chloroethane	1.0	U	1.0	0.29
67-66-3	Chloroform	1.0	U	1.0	0.16
74-87-3	Chloromethane	1.0	U	1.0	0.30
156-59-2	cis-1,2-Dichloroethene	1.0	U	1.0	0.17
10061-01-5	cis-1,3-Dichloropropene	1.0	U	1.0	0.14
124-48-1	Dibromochloromethane	1.0	U	1.0	0.18
74-95-3	Dibromomethane	1.0	U	1.0	0.28
75-71-8	Dichlorodifluoromethane	1.0	U	1.0	0.31
108-20-3	Diisopropyl ether	5.0	U	5.0	1.5
100-41-4	Ethylbenzene	1.0	U	1.0	0.17
637-92-3	Ethyl-t-butyl ether (ETBE)	5.0	U	5.0	0.11
87-68-3	Hexachlorobutadiene	1.0	U	1.0	0.30
98-82-8	Isopropylbenzene	1.0	U	1.0	0.13
1634-04-4	Methyl tert-butyl ether	1.0	U	1.0	0.17
75-09-2	Methylene Chloride	1.0	U	1.0	0.33
179601-23-1	m-Xylene & p-Xylene	2.0	U	2.0	0.24
91-20-3	Naphthalene	1.0	U	1.0	0.24
104-51-8	n-Butylbenzene	1.0	U	1.0	0.12
103-65-1	n-Propylbenzene	1.0	U	1.0	0.14
95-47-6	o-Xylene	1.0	U	1.0	0.14
99-87-6	p-Isopropyltoluene	1.0	U	1.0	0.12
135-98-8	sec-Butylbenzene	1.0	U	1.0	0.13
100-42-5	Styrene	1.0	U	1.0	0.11
994-05-8	Tert-amyl-methyl ether (TAME)	5.0	U	5.0	0.067
75-65-0	tert-Butyl alcohol	20	U	20	3.9
98-06-6	tert-Butylbenzene	1.0	U	1.0	0.13
127-18-4	Tetrachloroethene	1.0	U	1.0	0.29
108-88-3	Toluene	1.0	U	1.0	0.13
156-60-5	trans-1,2-Dichloroethene	1.0	U	1.0	0.19
10061-02-6	trans-1,3-Dichloropropene	1.0	U	1.0	0.19
79-01-6	Trichloroethene	0.76	J	1.0	0.17
75-69-4	Trichlorofluoromethane	1.0	U	1.0	0.21
108-05-4	Vinyl acetate	2.0	U	2.0	0.19
75-01-4	Vinyl chloride	0.50	U	0.50	0.22

FORM I
GC/MS VOA ORGANICS ANALYSIS DATA SHEET

Lab Name: TestAmerica Canton | Job No.: 240-35500-1

SDG No.:

Client Sample ID: MSA-SW45D-032714 | Lab Sample ID: 240-35500-36

Matrix: Water | Lab File ID: UXR2022.D

Analysis Method: 8260B | Date Collected: 03/27/2014 12:41

Sample wt/vol: 5(mL) | Date Analyzed: 03/29/2014 23:39

Soil Aliquot Vol: | Dilution Factor: 1

Soil Extract Vol.: | GC Column: DB-624 ID: 0.18(mm)

% Moisture: | Level: (low/med) Low

Analysis Batch No.: 124485 | Units: ug/L

CAS NO.	COMPOUND NAME	RESULT	Q	RL	MDL
1330-20-7	Xylenes, Total	2.0	U	2.0	0.14

CAS NO.	SURROGATE	%REC	Q	LIMITS
17060-07-0	1,2-Dichloroethane-d4 (Surr)	88		63-129
460-00-4	4-Bromofluorobenzene (Surr)	83		66-120
1868-53-7	Dibromofluoromethane (Surr)	101		75-121
2037-26-5	Toluene-d8 (Surr)	83		74-120

FORM I
GC/MS VOA ORGANICS ANALYSIS DATA SHEET

Lab Name: TestAmerica Canton | Job No.: 240-35500-1

SDG No.:

Client Sample ID: TB-032714 | Lab Sample ID: 240-35500-41

Matrix: Water | Lab File ID: UXR2034.D

Analysis Method: 8260B | Date Collected: 03/27/2014 00:00

Sample wt/vol: 5(mL) | Date Analyzed: 03/30/2014 18:36

Soil Aliquot Vol: | Dilution Factor: 1

Soil Extract Vol.: | GC Column: DB-624 ID: 0.18(mm)

% Moisture: | Level: (low/med) Low

Analysis Batch No.: 124502 | Units: ug/L

CAS NO.	COMPOUND NAME	RESULT	Q	RL	MDL
630-20-6	1,1,1,2-Tetrachloroethane	1.0	U	1.0	0.23
71-55-6	1,1,1-Trichloroethane	1.0	U	1.0	0.22
79-34-5	1,1,2,2-Tetrachloroethane	1.0	U	1.0	0.18
76-13-1	1,1,2-Trichloro-1,2,2-trichfluoroeth ane	1.0	U	1.0	0.28
75-34-3	1,1-Dichloroethane	1.0	U	1.0	0.15
75-35-4	1,1-Dichloroethene	1.0	U	1.0	0.19
563-58-6	1,1-Dichloropropene	1.0	U	1.0	0.13
87-61-6	1,2,3-Trichlorobenzene	1.0	U	1.0	0.17
96-18-4	1,2,3-Trichloropropane	1.0	U	1.0	0.43
526-73-8	1,2,3-Trimethylbenzene	5.0	U	5.0	0.0059
120-82-1	1,2,4-Trichlorobenzene	1.0	U	1.0	0.15
95-63-6	1,2,4-Trimethylbenzene	1.0	U	1.0	0.12
96-12-8	1,2-Dibromo-3-Chloropropane	5.0	U	5.0	0.67
106-93-4	1,2-Dibromoethane	1.0	U	1.0	0.24
95-50-1	1,2-Dichlorobenzene	1.0	U	1.0	0.13
107-06-2	1,2-Dichloroethane	1.0	U	1.0	0.22
78-87-5	1,2-Dichloropropane	1.0	U	1.0	0.18
541-73-1	1,3-Dichlorobenzene	1.0	U	1.0	0.14
142-28-9	1,3-Dichloropropane	1.0	U	1.0	0.16
106-46-7	1,4-Dichlorobenzene	1.0	U	1.0	0.13
594-20-7	2,2-Dichloropropane	1.0	U	1.0	0.13
78-93-3	2-Butanone	5.0	U	5.0	0.57
110-75-8	2-Chloroethyl vinyl ether	10	U	10	0.99
95-49-8	2-Chlorotoluene	1.0	U	1.0	0.11
591-78-6	2-Hexanone	5.0	U	5.0	0.41
106-43-4	4-Chlorotoluene	1.0	U	1.0	0.18
108-10-1	4-Methyl-2-pentanone	5.0	U	5.0	0.32
67-64-1	Acetone	5.0	U	5.0	1.1
71-43-2	Benzene	1.0	U	1.0	0.13
108-86-1	Bromobenzene	1.0	U	1.0	0.13
74-97-5	Bromochloromethane	1.0	U	1.0	0.29
75-27-4	Bromodichloromethane	1.0	U	1.0	0.15
75-25-2	Bromoform	1.0	U	1.0	0.64
74-83-9	Bromomethane	1.0	U	1.0	0.41
75-15-0	Carbon disulfide	1.0	U	1.0	0.13

FORM I
GC/MS VOA ORGANICS ANALYSIS DATA SHEET

Lab Name: TestAmerica Canton | Job No.: 240-35500-1

SDG No.:

Client Sample ID: TB-032714 | Lab Sample ID: 240-35500-41

Matrix: Water | Lab File ID: UXR2034.D

Analysis Method: 8260B | Date Collected: 03/27/2014 00:00

Sample wt/vol: 5(mL) | Date Analyzed: 03/30/2014 18:36

Soil Aliquot Vol: | Dilution Factor: 1

Soil Extract Vol.: | GC Column: DB-624 ID: 0.18(mm)

% Moisture: | Level: (low/med) Low

Analysis Batch No.: 124502 | Units: ug/L

CAS NO.	COMPOUND NAME	RESULT	Q	RL	MDL
56-23-5	Carbon tetrachloride	1.0	U	1.0	0.13
108-90-7	Chlorobenzene	1.0	U	1.0	0.15
75-00-3	Chloroethane	1.0	U	1.0	0.29
67-66-3	Chloroform	1.0	U	1.0	0.16
74-87-3	Chloromethane	1.0	U	1.0	0.30
156-59-2	cis-1,2-Dichloroethene	1.0	U	1.0	0.17
10061-01-5	cis-1,3-Dichloropropene	1.0	U	1.0	0.14
124-48-1	Dibromochloromethane	1.0	U	1.0	0.18
74-95-3	Dibromomethane	1.0	U	1.0	0.28
75-71-8	Dichlorodifluoromethane	1.0	U	1.0	0.31
108-20-3	Diisopropyl ether	5.0	U	5.0	1.5
100-41-4	Ethylbenzene	1.0	U	1.0	0.17
637-92-3	Ethyl-t-butyl ether (ETBE)	5.0	U	5.0	0.11
87-68-3	Hexachlorobutadiene	1.0	U	1.0	0.30
98-82-8	Isopropylbenzene	1.0	U	1.0	0.13
1634-04-4	Methyl tert-butyl ether	1.0	U	1.0	0.17
75-09-2	Methylene Chloride	1.0	U	1.0	0.33
179601-23-1	m-Xylene & p-Xylene	2.0	U	2.0	0.24
91-20-3	Naphthalene	1.0	U	1.0	0.24
104-51-8	n-Butylbenzene	1.0	U	1.0	0.12
103-65-1	n-Propylbenzene	1.0	U	1.0	0.14
95-47-6	o-Xylene	1.0	U	1.0	0.14
99-87-6	p-Isopropyltoluene	1.0	U	1.0	0.12
135-98-8	sec-Butylbenzene	1.0	U	1.0	0.13
100-42-5	Styrene	1.0	U	1.0	0.11
994-05-8	Tert-amyl-methyl ether (TAME)	5.0	U	5.0	0.067
75-65-0	tert-Butyl alcohol	20	U	20	3.9
98-06-6	tert-Butylbenzene	1.0	U	1.0	0.13
127-18-4	Tetrachloroethene	1.0	U	1.0	0.29
108-88-3	Toluene	1.0	U	1.0	0.13
156-60-5	trans-1,2-Dichloroethene	1.0	U	1.0	0.19
10061-02-6	trans-1,3-Dichloropropene	1.0	U	1.0	0.19
79-01-6	Trichloroethene	1.0	U	1.0	0.17
75-69-4	Trichlorofluoromethane	1.0	U	1.0	0.21
108-05-4	Vinyl acetate	2.0	U	2.0	0.19
75-01-4	Vinyl chloride	0.50	U	0.50	0.22

FORM I
GC/MS VOA ORGANICS ANALYSIS DATA SHEET

Lab Name: TestAmerica Canton Job No.: 240-35500-1

SDG No.:

Client Sample ID: TB-032714 Lab Sample ID: 240-35500-41

Matrix: Water Lab File ID: UXR2034.D

Analysis Method: 8260B Date Collected: 03/27/2014 00:00

Sample wt/vol: 5(mL) Date Analyzed: 03/30/2014 18:36

Soil Aliquot Vol: Dilution Factor: 1

Soil Extract Vol.: GC Column: DB-624 ID: 0.18(mm)

% Moisture: Level: (low/med) Low

Analysis Batch No.: 124502 Units: ug/L

CAS NO.	COMPOUND NAME	RESULT	Q	RL	MDL
1330-20-7	Xylenes, Total	2.0	U	2.0	0.14

CAS NO.	SURROGATE	%REC	Q	LIMITS
17060-07-0	1,2-Dichloroethane-d4 (Surr)	85		63-129
460-00-4	4-Bromofluorobenzene (Surr)	83		66-120
1868-53-7	Dibromofluoromethane (Surr)	96		75-121
2037-26-5	Toluene-d8 (Surr)	82		74-120

Appendix C

Support Documentation

CASE NARRATIVE

Client: Tetra Tech, Inc.

Project: MSA Surface Water Sampling

Report Number: 240-35500-1

With the exceptions noted as flags or footnotes, standard analytical protocols were followed in the analysis of the samples and no problems were encountered or anomalies observed. In addition all laboratory quality control samples were within established control limits, with any exceptions noted below. Each sample was analyzed to achieve the lowest possible reporting limit within the constraints of the method. In some cases, due to interference or analytes present at high concentrations, samples were diluted. For diluted samples, the reporting limits are adjusted relative to the dilution required.

TestAmerica Canton attests to the validity of the laboratory data generated by TestAmerica facilities reported herein. All analyses performed by TestAmerica facilities were done using established laboratory SOPs that incorporate QA/QC procedures described in the application methods. TestAmerica's operations groups have reviewed the data for compliance with the laboratory QA/QC plan, and data have been found to be compliant with laboratory protocols unless otherwise noted below.

The test results in this report meet all NELAP requirements for parameters for which accreditation is required or available. Any exceptions to NELAP requirements are noted in this report. Pursuant to NELAP, this report may not be reproduced, except in full, without the written approval of the laboratory.

Calculations are performed before rounding to avoid round-off errors in calculated results.

All holding times were met and proper preservation noted for the methods performed on these samples, unless otherwise detailed in the individual sections below.

This laboratory report is confidential and is intended for the sole use of TestAmerica and its client.

RECEIPT

The samples were received on 3/28/2014 9:30 AM; the samples arrived in good condition, properly preserved and, where required, on ice. The temperatures of the 2 coolers at receipt time were 1.6° C and 1.8° C.

VOLATILE ORGANIC COMPOUNDS (GCMS)

Samples MSA-SW37A-032714 (240-35500-1), MSA-SW37B-032714 (240-35500-2), MSA-SW37C-032714 (240-35500-3), MSA-SW37D-032714 (240-35500-4), MSA-SW38A-032714 (240-35500-5), MSA-SW38B-032714 (240-35500-6), MSA-SW38C-032714 (240-35500-7), MSA-SW38D-032714 (240-35500-8), MSA-SW39A-032714 (240-35500-9), MSA-SW39B-032714 (240-35500-10), MSA-SW39C-032714 (240-35500-11), MSA-SW39D-032714 (240-35500-12), MSA-SW40A-032714 (240-35500-13), MSA-SW40B-032714 (240-35500-14), MSA-SW40C-032714 (240-35500-15), MSA-SW40D-032714 (240-35500-16), MSA-SW41A-032714 (240-35500-17), MSA-SW41B-032714 (240-35500-18), MSA-SW41C-032714 (240-35500-19), MSA-SW41D-032714 (240-35500-20), MSA-SW42A-032714 (240-35500-21), MSA-SW42B-032714 (240-35500-22), MSA-SW42C-032714 (240-35500-23), MSA-SW42D-032714 (240-35500-24), MSA-SW43A-032714 (240-35500-25), MSA-SW43B-032714 (240-35500-26), MSA-SW43C-032714 (240-35500-27), MSA-SW43D-032714 (240-35500-28), MSA-SW44A-032714 (240-35500-29), MSA-SW44B-032714 (240-35500-30), MSA-SW44C-032714 (240-35500-31), MSA-SW44D-032714 (240-35500-32), MSA-SW45A-032714 (240-35500-33), MSA-SW45B-032714 (240-35500-34), MSA-SW45C-032714 (240-35500-35), MSA-SW45D-032714 (240-35500-36), EL-SW01A-032714 (240-35500-37), EL-SW01B-032714 (240-35500-38), EL-SW01C-032714 (240-35500-39), EL-SW01D-032714 (240-35500-40) and TB-032714 (240-35500-41) were analyzed for volatile organic compounds (GCMS) in accordance with EPA SW-846 Method 8260B. The samples were analyzed on 03/28/2014, 03/29/2014 and 03/30/2014.

The pH of the sample(s) was greater than 2: MSA-SW43B-032714 (240-35500-26).

No other difficulties were encountered during the VOCs analysis. All other quality control parameters were within the acceptance limits.

DISSOLVED METALS (ICPMS)

Samples MSA-SW37A-032714 (240-35500-1), MSA-SW37B-032714 (240-35500-2), MSA-SW37C-032714 (240-35500-3), MSA-SW37D-032714 (240-35500-4), MSA-SW38A-032714 (240-35500-5), MSA-SW38B-032714 (240-35500-6), MSA-SW38C-032714 (240-35500-7), MSA-SW38D-032714 (240-35500-8), MSA-SW39A-032714 (240-35500-9), MSA-SW39B-032714 (240-35500-10), MSA-SW39C-032714 (240-35500-11), MSA-SW39D-032714 (240-35500-12), MSA-SW40A-032714 (240-35500-13), MSA-SW40B-032714 (240-35500-14), MSA-SW40C-032714 (240-35500-15), MSA-SW40D-032714 (240-35500-16), MSA-SW41A-032714 (240-35500-17), MSA-SW41B-032714 (240-35500-18), MSA-SW41C-032714 (240-35500-19), MSA-SW41D-032714 (240-35500-20), MSA-SW42A-032714 (240-35500-21), MSA-SW42B-032714 (240-35500-22), MSA-SW42C-032714 (240-35500-23), MSA-SW42D-032714 (240-35500-24), MSA-SW43A-032714 (240-35500-25), MSA-SW43B-032714 (240-35500-26), MSA-SW43C-032714 (240-35500-27), MSA-SW43D-032714 (240-35500-28),

MSA-SW44A-032714 (240-35500-29), MSA-SW44B-032714 (240-35500-30), MSA-SW44C-032714 (240-35500-31), MSA-SW44D-032714 (240-35500-32), MSA-SW45A-032714 (240-35500-33), MSA-SW45B-032714 (240-35500-34), MSA-SW45C-032714 (240-35500-35) and MSA-SW45D-032714 (240-35500-36) were analyzed for dissolved metals (ICPMS) in accordance with EPA SW-846 Method 6020. The samples were prepared on 03/28/2014 and analyzed on 03/31/2014.

Several analytes were detected in method blank MB 240-124420/1-A at levels that were above the method detection limit but below the reporting limit. The values should be considered estimates, and have been flagged. If the associated sample reported a result above the MDL and/or RL, the result has been flagged.

Arsenic, Selenium and Vanadium were detected in method blank MB 240-124424/1-A at levels that were above the method detection limit but below the reporting limit. The values should be considered estimates, and have been flagged. If the associated sample reported a result above the MDL and/or RL, the result has been flagged.

No other difficulties were encountered during the metals analysis. All other quality control parameters were within the acceptance limits.

DISSOLVED MERCURY (CVAA)

Samples MSA-SW37A-032714 (240-35500-1), MSA-SW37B-032714 (240-35500-2), MSA-SW37C-032714 (240-35500-3), MSA-SW37D-032714 (240-35500-4), MSA-SW38A-032714 (240-35500-5), MSA-SW38B-032714 (240-35500-6), MSA-SW38C-032714 (240-35500-7), MSA-SW38D-032714 (240-35500-8), MSA-SW39A-032714 (240-35500-9), MSA-SW39B-032714 (240-35500-10), MSA-SW39C-032714 (240-35500-11), MSA-SW39D-032714 (240-35500-12), MSA-SW40A-032714 (240-35500-13), MSA-SW40B-032714 (240-35500-14), MSA-SW40C-032714 (240-35500-15), MSA-SW40D-032714 (240-35500-16), MSA-SW41A-032714 (240-35500-17), MSA-SW41B-032714 (240-35500-18), MSA-SW41C-032714 (240-35500-19), MSA-SW41D-032714 (240-35500-20), MSA-SW42A-032714 (240-35500-21), MSA-SW42B-032714 (240-35500-22), MSA-SW42C-032714 (240-35500-23), MSA-SW42D-032714 (240-35500-24), MSA-SW43A-032714 (240-35500-25), MSA-SW43B-032714 (240-35500-26), MSA-SW43C-032714 (240-35500-27), MSA-SW43D-032714 (240-35500-28), MSA-SW44A-032714 (240-35500-29), MSA-SW44B-032714 (240-35500-30), MSA-SW44C-032714 (240-35500-31), MSA-SW44D-032714 (240-35500-32), MSA-SW45A-032714 (240-35500-33), MSA-SW45B-032714 (240-35500-34), MSA-SW45C-032714 (240-35500-35) and MSA-SW45D-032714 (240-35500-36) were analyzed for dissolved mercury (CVAA) in accordance with EPA SW-846 Methods 7470A. The samples were prepared on 03/28/2014 and analyzed on 03/31/2014.

Mercury was detected in method blank MB 240-124422/1-A at a level exceeding the reporting limit. If the associated sample reported a result above the MDL and/or RL, the result has been flagged.

No difficulties were encountered during the mercury analysis. All quality control parameters were within the acceptance limits.

DISSOLVED HARDNESS (AS CACO3) BY CALCULATION

Samples MSA-SW37A-032714 (240-35500-1), MSA-SW37B-032714 (240-35500-2), MSA-SW37C-032714 (240-35500-3), MSA-SW37D-032714 (240-35500-4), MSA-SW38A-032714 (240-35500-5), MSA-SW38B-032714 (240-35500-6), MSA-SW38C-032714 (240-35500-7), MSA-SW38D-032714 (240-35500-8), MSA-SW39A-032714 (240-35500-9), MSA-SW39B-032714 (240-35500-10), MSA-SW39C-032714 (240-35500-11), MSA-SW39D-032714 (240-35500-12), MSA-SW40A-032714 (240-35500-13), MSA-SW40B-032714 (240-35500-14), MSA-SW40C-032714 (240-35500-15), MSA-SW40D-032714 (240-35500-16), MSA-SW41A-032714 (240-35500-17), MSA-SW41B-032714 (240-35500-18), MSA-SW41C-032714 (240-35500-19), MSA-SW41D-032714 (240-35500-20), MSA-SW42A-032714 (240-35500-21), MSA-SW42B-032714 (240-35500-22), MSA-SW42C-032714 (240-35500-23), MSA-SW42D-032714 (240-35500-24), MSA-SW43A-032714 (240-35500-25), MSA-SW43B-032714 (240-35500-26), MSA-SW43C-032714 (240-35500-27), MSA-SW43D-032714 (240-35500-28), MSA-SW44A-032714 (240-35500-29), MSA-SW44B-032714 (240-35500-30), MSA-SW44C-032714 (240-35500-31), MSA-SW44D-032714 (240-35500-32), MSA-SW45A-032714 (240-35500-33), MSA-SW45B-032714 (240-35500-34), MSA-SW45C-032714 (240-35500-35) and MSA-SW45D-032714 (240-35500-36) were analyzed for dissolved hardness (as CaCO3) by calculation in accordance with SM 2340B. The samples were analyzed on 04/01/2014.

No difficulties were encountered during the hardness analysis. All quality control parameters were within the acceptance limits.

North Canton
4101 Shuffel Street, N. W.

North Canton, OH 44720
phone 330.497.9396 fax 330.497.0772

1.6,1.8

Chain of Custody Record

4

TestAmerica
THE LEADER IN ENVIRONMENTAL TESTING

TestAmerica Laboratories, Inc.

Client Contact	Project Manager: Tony Apanavage	Site Contact: Tony Apanavage	Date: 3/27/2014	COC No:
Tetra Tech	Tel/Fax: 301-233-8230 (cell)	Lab Contact: John McFadden	Carrier: Fedex	1 of 4 COCs
20251 Century Blvd, Suite 200	Analysis Turnaround Time			Job No. 112I006183
Germantown, MD 20874	Calendar (C) or Work Days (W) _____			
(301) 528-3021 Phone	TAT if different from Below: 3 DAYS			SDG No.
(301) 528-3000 FAX	☒ 2 weeks			
Project Name: MSA Surface Water Sampling	☐ 1 week			Sampler: Tom
Site: MSA Frog Mortar Creek	☐ 2 days			
P O #	☐ 1 day			

Sample Identification	Sample Date	Sample Time	Sample Type	Matrix	# of Cont.	Filtered Sample	VOCs	Dissolved Metals	Hardness	Sample Specific Notes:
MSA-SW37A-032714	3/27/2014	1455	SW	Water	4	x	x	x	x	
MSA-SW37B-032714	3/27/2014	1500	SW	Water	4	x	x	x	x	
MSA-SW37C-032714	3/27/2014	1505	SW	Water	4	x	x	x	x	
MSA-SW37D-032714	3/27/2014	1509	SW	Water	4	x	x	x	x	
MSA-SW38A-032714	3/27/2014	1358	SW	Water	4	x	x	x	x	
MSA-SW38B-032714	3/27/2014	1405	SW	Water	4	x	x	x	x	
MSA-SW38C-032714	3/27/2014	1408	SW	Water	4	x	x	x	x	
MSA-SW38D-032714	3/27/2014	1413	SW	Water	4	x	x	x	x	
MSA-SW39A-032714	3/27/2014	1155	SW	Water	4	x	x	x	x	
MSA-SW39B-032714	3/27/2014	1205	SW	Water	4	x	x	x	x	
MSA-SW39C-032714	3/27/2014	1210	SW	Water	4	x	x	x	x	
MSA-SW39D-032714	3/27/2014	1219	SW	Water	4	x	x	x	x	

Preservation Used: (1= Ice), 2= HCl; 3= H2SO4; 4=HNO3; 5=NaOH; 6= Other _____

Possible Hazard Identification
☒ *Non-Hazard* ☐ *Flammable* ☐ *Skin Irritant* *Poison B* ☐ *Unknown* ☐

Sample Disposal (A fee may be assessed if samples are retained longer than 1 month)
☐ *Return To Client* ☒ *Disposal By Lab* ☐ *Archive For* _____ *Months*

Special Instructions/QC Requirements & Comments: **DISSOLVED METALS FILTERED IN FIELD**

	Company:	Date/Time:	Received by:	Company:	Date/Time:
Relinquished by:	Tetra Tech	3/27/14 1700		TA	3-28-14 930
Relinquished by:	Company:	Date/Time:	Received by:	Company:	Date/Time:
Relinquished by:	Company:	Date/Time:	Received by:	Company:	Date/Time:

North Canton
4101 Shuffel Street, N. W.

North Canton, OH 44720
phone 330.497.9396 fax 330.497.0772

Chain of Custody Record

TestAmerica
THE LEADER IN ENVIRONMENTAL TESTING

TestAmerica Laboratories, Inc.

Client Contact	Project Manager: Tony Apanavage	Site Contact: Tony Apanavage	Date: 3/27/2014	COC No:
Tetra Tech	Tel/Fax: 301-233-8230 (cell)	Lab Contact: Pat Omeara	Carrier: Fedex	2 of 4 COCs
20251 Century Blvd, Suite 200	**Analysis Turnaround Time**			Job No. 112IC06183
Germantown, MD 20874	Calendar (C) or Work Days (W) _____			
(301) 528-3021 Phone	TAT if different from Below: 3 DAYS			SDG No.
(301) 528-3000 FAX	(X) 2 weeks			
Project Name: MSA Surface Water Sampling	( ) 1 week			Sampler: JAM
Site: MSA Frog Mortar Creek	( ) 2 days			
P O #	( ) 1 day			

Sample Identification	Sample Date	Sample Time	Sample Type	Matrix	# of Cont.	Filtered Sample	VOCs	Dissolved Metals	Hardness	Sample Specific Notes:
MSA-SW40A-032714	3/27/2014	1418	SW	Water	4	x	x	x	x	
MSA-SW40B-032714	3/27/2014	1422	SW	Water	4	x	x	x	x	
MSA-SW40C-032714	3/27/2014	1427	SW	Water	4	x	x	x	x	
MSA-SW40D-032714	3/27/2014	1432	SW	Water	4	x	x	x	x	
MSA-SW41A-032714	3/27/2014	1337	SW	Water	4	x	x	x	x	
MSA-SW41B-032714	3/27/2014	1341	SW	Water	4	x	x	x	x	
MSA-SW41C-032714	3/27/2014	1346	SW	Water	4	x	x	x	x	
MSA-SW41D-032714	3/27/2014	1351	SW	Water	4	x	x	x	x	
MSA-SW42A-032714	3/27/2014	1437	SW	Water	4	x	x	x	x	
MSA-SW42B-032714	3/27/2014	1441	SW	Water	4	x	x	x	x	
MSA-SW42C-032714	3/27/2014	1446	SW	Water	4	x	x	x	x	
MSA-SW42D-032714	3/27/2014	1450	SW	Water	4	x	x	x	x	

Preservation Used: (1= Ice) 2= HCl; 3= H2SO4; 4=HNO3; 5=NaOH; 6= Other _____

Possible Hazard Identification
(X) *Non-Hazard* ( ) *Flammable* ( ) *Skin Irritant* *Poison B* ( ) *Unknown* ( )

Sample Disposal (A fee may be assessed if samples are retained longer than 1 month)
( ) *Return To Client* (X) *Disposal By Lab* ( ) *Archive For* _____ *Months*

Special Instructions/QC Requirements & Comments: **DISSOLVED METALS FILTERED IN FIELD**

Relinquished by:	Company:	Date/Time:	Received by:	Company:	Date/Time:
[signature]	Tetra Tech	3/27/14 1700	[signature]	TA	3-28-14 930
Relinquished by:	Company:	Date/Time:	Received by:	Company:	Date/Time:
Relinquished by:	Company:	Date/Time:	Received by:	Company:	Date/Time:

Form No. CA-C-WI-002, Rev. 2, dated 03/06/2012

North Canton
4101 Shuffel Street, N. W.

North Canton, OH 44720
phone 330.497.9396 fax 330.497.0772

Chain of Custody Record

TestAmerica
THE LEADER IN ENVIRONMENTAL TESTING

TestAmerica Laboratories, Inc.

Client Contact	Project Manager: Tony Apanavage	Site Contact: Tony Apanavage	Date: 3/27/2014	COC No:
Tetra Tech	Tel/Fax: 301-233-8230 (cell)	Lab Contact: Pat Omeara	Carrier: Fedex	3 of 4 COCs
20251 Century Blvd, Suite 200	Analysis Turnaround Time			Job No. 6183 i12ICO~~6183~~
Germantown, MD 20874	Calendar (C) or Work Days (W) _____			SDG No.
(301) 528-3021 Phone	TAT if different from Below: 3 DAYS			
(301) 528-3000 FAX	(X) 2 weeks			Sampler: JAM
Project Name: MSA Surface Water Sampling	☐ 1 week			
Site: MSA Frog Mortar Creek	☐ 2 days			
P O #	☐ 1 day			

Sample Identification	Sample Date	Sample Time	Sample Type	Matrix	# of Cont.	Filtered Sample	VOCs	Dissolved Metals	Hardness	Sample Specific Notes:
MSA-SW43A-032714	3/27/2014	1313	SW	Water	4	x	x	x	x	
MSA-SW43B-032714	3/27/2014	1318	SW	Water	4	x	x	x	x	
MSA-SW43C-032714	3/27/2014	1323	SW	Water	4	x	x	x	x	
MSA-SW43D-032714	3/27/2014	1327	SW	Water	4	x	x	x	x	
MSA-SW44A-032714	3/27/2014	1249	SW	Water	4	x	x	x	x	
MSA-SW44B-032714	3/27/2014	1253	SW	Water	4	x	x	x	x	
MSA-SW44C-032714	3/27/2014	1259	SW	Water	4	x	x	x	x	
MSA-SW44D-032714	3/27/2014	1304	SW	Water	4	x	x	x	x	
MSA-SW45A-032714	3/27/2014	1224	SW	Water	4	x	x	x	x	
MSA-SW45B-032714	3/27/2014	1229	SW	Water	4	x	x	x	x	
MSA-SW45C-032714	3/27/2014	1237	SW	Water	4	x	x	x	x	
MSA-SW45D-032714	3/27/2014	1241	SW	Water	4	x	x	x	x	

Preservation Used: 1= Ice, 2= HCl; 3= H2SO4; 4=HNO3; 5=NaOH; 6= Other _____

Possible Hazard Identification
(X) Non-Hazard ☐ Flammable ☐ Skin Irritant Poison B ☐ Unknown ☐

Sample Disposal (A fee may be assessed if samples are retained longer than 1 month)
☐ Return To Client (X) Disposal By Lab ☐ Archive For _____ Months

Special Instructions/QC Requirements & Comments: **DISSOLVED METALS FILTERED IN FIELD**

Relinquished by:	Company:	Date/Time:	Received by:	Company:	Date/Time:
[signature]	Tetra Tech	3/27/14 1700	[signature]	TA	3-28-14 930
Relinquished by: [signature]	Company:	Date/Time:	Received by:	Company:	Date/Time:
Relinquished by:	Company:	Date/Time:	Received by:	Company:	Date/Time:

North Canton
4101 Shuffel Street, N. W.

North Canton, OH 44720
phone 330.497.9396 fax 330.497.0772

Chain of Custody Record

TestAmerica
THE LEADER IN ENVIRONMENTAL TESTING

TestAmerica Laboratories, Inc.

Client Contact	Project Manager: Tony Apanavage	Site Contact: Tony Apanavage	Date: 3/27/2014	COC No:
Tetra Tech	Tel/Fax: 301-233-8230 (cell)	Lab Contact: Pat Omeara	Carrier: Fedex	4 of 4 COCs
20251 Century Blvd, Suite 200	**Analysis Turnaround Time**			Job No. 112IC06183
Germantown, MD 20874	Calendar (C) or Work Days (W) _____			
(301) 528-3021 Phone	TAT if different from Below: 3 DAYS			SDG No.
(301) 528-3000 FAX	☒ 2 weeks			
Project Name: MSA Surface Water Sampling	☐ 1 week			Sampler: JAM
Site: MSA Frog Mortar Creek	☐ 2 days			
P O #	☐ 1 day			

Sample Identification	Sample Date	Sample Time	Sample Type	Matrix	# of Cont.	Filtered Sample	VOCs	Sample Specific Notes:
EL-SW01A-032714	3/27/2014	1128	SW	AQ	3		x	
EL-SW01B-032714	3/27/2014	1136	SW	AQ	3		x	
EL-SW01C-032714	3/27/2014	1141	SW	AQ	3		x	
EL-SW01D-032714	3/27/2014	1145	SW	AQ	3		x	
TB-032714	--	--	TB	AQ	3		x	

Page 612 of 615

Preservation Used: (1= Ice), 2= HCl; 3= H_2SO_4; 4=HNO_3; 5=NaOH; 6= Other _____

Possible Hazard Identification
☒ *Non-Hazard* ☐ *Flammable* ☐ *Skin Irritant* *Poison B* ☐ *Unknown* ☐

Sample Disposal (A fee may be assessed if samples are retained longer than 1 month)
☐ *Return To Client* ☒ *Disposal By Lab* ☐ *Archive For* _____ *Months*

Special Instructions/QC Requirements & Comments: **DISSOLVED METALS FILTERED IN FIELD**

Relinquished by:	Company: Tetra Tech	Date/Time: 3/27/14 1700	Received by:	Company: TA	Date/Time: 3-28-14 930
Relinquished by:	Company:	Date/Time:	Received by:	Company:	Date/Time:
Relinquished by:	Company:	Date/Time:	Received by:	Company:	Date/Time:

TestAmerica Canton Sample Receipt Form/Narrative
Canton Facility

Login # : 35500

Client Tetra Tech Site Name

Cooler unpacked by:

Cooler Received on 3-28-14 Opened on 3-28-14

FedEx: 1st Grd (Exp) UPS FAS Stetson Client Drop Off TestAmerica Courier Other

TestAmerica Cooler # Foam Box Client Cooler Box (Other)

Packing material used: Bubble Wrap Foam Plastic Bag None Other

COOLANT: (Wet Ice) Blue Ice Dry Ice Water None

1. Cooler temperature upon receipt

IR GUN# A	(CF +0 °C) Observed Cooler Temp. °C	Corrected Cooler Temp. °C	☑ See Multiple Cooler Form
IR GUN# 4	(CF -1 °C) Observed Cooler Temp. °C	Corrected Cooler Temp. °C	
IR GUN# 5	(CF +1 °C) Observed Cooler Temp. °C	Corrected Cooler Temp. °C	
IR GUN# 8	(CF +1 °C) Observed Cooler Temp. °C	Corrected Cooler Temp. °C	

2. Were custody seals on the outside of the cooler(s)? If Yes Quantity 4 (Yes) No
   -Were custody seals on the outside of the cooler(s) signed & dated? (Yes) No NA
   -Were custody seals on the bottle(s)? Yes (No)
3. Shippers' packing slip attached to the cooler(s)? (Yes) No
4. Did custody papers accompany the sample(s)? (Yes) No
5. Were the custody papers relinquished & signed in the appropriate place? (Yes) No
6. Did all bottles arrive in good condition (Unbroken)? (Yes) No
7. Could all bottle labels be reconciled with the COC? (Yes) No
8. Were correct bottle(s) used for the test(s) indicated? (Yes) No
9. Sufficient quantity received to perform indicated analyses? (Yes) No
10. Were sample(s) at the correct pH upon receipt? (Yes) No NA pH Strip Lot# HC391902
11. Were VOAs on the COC? (Yes) No
12. Were air bubbles >6 mm in any VOA vials? Yes (No) NA
13. Was a trip blank present in the cooler(s)? (Yes) No

Contacted PM Date by via Verbal Voice Mail Other
Concerning

14. CHAIN OF CUSTODY & SAMPLE DISCREPANCIES

Samples processed by:

15. SAMPLE CONDITION

Sample(s) were received after the recommended holding time had expired.
Sample(s) were received in a broken container.
Sample(s) were received with bubble >6 mm in diameter. (Notify PM)

16. SAMPLE PRESERVATION

Sample(s) were further preserved in the laboratory.
Time preserved: Preservative(s) added/Lot number(s):

TestAmerica Multiple Cooler Receipt Form/Narrative
Canton Facility

Login # : 35500

Cooler #	IR Gun #	Observed Temp °C	Corrected Temp °C	Coolant
client	1	1.6	1.6	ice
1	1	1.9	1.8	1

SAMPLE SUMMARY

Client: Tetra Tech, Inc. Job Number: 240-35500-1

Lab Sample ID	Client Sample ID	Client Matrix	Date/Time Sampled	Date/Time Received
240-35500-1	MSA-SW37A-032714	Water	03/27/2014 1455	03/28/2014 0930
240-35500-2	MSA-SW37B-032714	Water	03/27/2014 1500	03/28/2014 0930
240-35500-3	MSA-SW37C-032714	Water	03/27/2014 1505	03/28/2014 0930
240-35500-4	MSA-SW37D-032714	Water	03/27/2014 1509	03/28/2014 0930
240-35500-5	MSA-SW38A-032714	Water	03/27/2014 1358	03/28/2014 0930
240-35500-6	MSA-SW38B-032714	Water	03/27/2014 1405	03/28/2014 0930
240-35500-7	MSA-SW38C-032714	Water	03/27/2014 1408	03/28/2014 0930
240-35500-8	MSA-SW38D-032714	Water	03/27/2014 1413	03/28/2014 0930
240-35500-9	MSA-SW39A-032714	Water	03/27/2014 1155	03/28/2014 0930
240-35500-10	MSA-SW39B-032714	Water	03/27/2014 1205	03/28/2014 0930
240-35500-11	MSA-SW39C-032714	Water	03/27/2014 1210	03/28/2014 0930
240-35500-12	MSA-SW39D-032714	Water	03/27/2014 1215	03/28/2014 0930
240-35500-13	MSA-SW40A-032714	Water	03/27/2014 1418	03/28/2014 0930
240-35500-14	MSA-SW40B-032714	Water	03/27/2014 1422	03/28/2014 0930
240-35500-15	MSA-SW40C-032714	Water	03/27/2014 1427	03/28/2014 0930
240-35500-16	MSA-SW40D-032714	Water	03/27/2014 1432	03/28/2014 0930
240-35500-17	MSA-SW41A-032714	Water	03/27/2014 1337	03/28/2014 0930
240-35500-18	MSA-SW41B-032714	Water	03/27/2014 1341	03/28/2014 0930
240-35500-19	MSA-SW41C-032714	Water	03/27/2014 1346	03/28/2014 0930
240-35500-20	MSA-SW41D-032714	Water	03/27/2014 1351	03/28/2014 0930
240-35500-21	MSA-SW42A-032714	Water	03/27/2014 1437	03/28/2014 0930
240-35500-22	MSA-SW42B-032714	Water	03/27/2014 1441	03/28/2014 0930
240-35500-23	MSA-SW42C-032714	Water	03/27/2014 1446	03/28/2014 0930
240-35500-24	MSA-SW42D-032714	Water	03/27/2014 1450	03/28/2014 0930
240-35500-25	MSA-SW43A-032714	Water	03/27/2014 1313	03/28/2014 0930
240-35500-26	MSA-SW43B-032714	Water	03/27/2014 1318	03/28/2014 0930
240-35500-27	MSA-SW43C-032714	Water	03/27/2014 1323	03/28/2014 0930
240-35500-28	MSA-SW43D-032714	Water	03/27/2014 1327	03/28/2014 0930
240-35500-29	MSA-SW44A-032714	Water	03/27/2014 1249	03/28/2014 0930
240-35500-30	MSA-SW44B-032714	Water	03/27/2014 1253	03/28/2014 0930
240-35500-31	MSA-SW44C-032714	Water	03/27/2014 1259	03/28/2014 0930
240-35500-32	MSA-SW44D-032714	Water	03/27/2014 1304	03/28/2014 0930
240-35500-33	MSA-SW45A-032714	Water	03/27/2014 1224	03/28/2014 0930
240-35500-34	MSA-SW45B-032714	Water	03/27/2014 1229	03/28/2014 0930
240-35500-35	MSA-SW45C-032714	Water	03/27/2014 1237	03/28/2014 0930
240-35500-36	MSA-SW45D-032714	Water	03/27/2014 1241	03/28/2014 0930
240-35500-37	EL-SW01A-032714	Water	03/27/2014 1128	03/28/2014 0930
240-35500-38	EL-SW01B-032714	Water	03/27/2014 1136	03/28/2014 0930
240-35500-39	EL-SW01C-032714	Water	03/27/2014 1141	03/28/2014 0930
240-35500-40	EL-SW01D-032714	Water	03/27/2014 1145	03/28/2014 0930
240-35500-41TB	TB-032714	Water	03/27/2014 0000	03/28/2014 0930

METHOD SUMMARY

Client: Tetra Tech, Inc. Job Number: 240-35500-1

Description	Lab Location	Method	Preparation Method
Matrix: Water			
Volatile Priority Pollutants	TAL CAN	SW846 8260B	
Purge and Trap	TAL CAN		SW846 5030B
Metals (ICP/MS)	TAL CAN	SW846 6020	
Preparation, Total Recoverable or Dissolved Metals	TAL CAN		SW846 3005A
Sample Filtration, Field			FIELD_FLTRD
Mercury (CVAA)	TAL CAN	SW846 7470A	
Preparation, Mercury	TAL CAN		SW846 7470A
Sample Filtration, Field			FIELD_FLTRD
Total Hardness (as CaCO3) by calculation	TAL CAN	SM SM 2340B	
Sample Filtration, Field			FIELD_FLTRD

Lab References:

TAL CAN = TestAmerica Canton

Method References:

SM = "Standard Methods For The Examination Of Water And Wastewater"

SW846 = "Test Methods For Evaluating Solid Waste, Physical/Chemical Methods", Third Edition, November 1986 And Its Updates.

SORT	UNITS	NSAMPLE	LAB_ID	QC_TYPE	SAMP_DATE	EXTR_DATE	ANAL_DATE	SMP_EXTR	EXTR_ANL	SMP_ANL
HARD	MG/L	MSA-SW41A-032714	240-35500-17	NM	03/27/2014	04/01/2014	04/01/2014	5	0	5
HARD	MG/L	MSA-SW41B-032714	240-35500-18	NM	03/27/2014	04/01/2014	04/01/2014	5	0	5
HARD	MG/L	MSA-SW38D-032714	240-35500-8	NM	03/27/2014	04/01/2014	04/01/2014	5	0	5
OV	UG/L	MSA-SW43A-032714	240-35500-25	NM	03/27/2014	03/29/2014	03/29/2014	2	0	2
OV	UG/L	MSA-SW45C-032714	240-35500-35	NM	03/27/2014	03/29/2014	03/29/2014	2	0	2
OV	UG/L	MSA-SW45D-032714	240-35500-36	NM	03/27/2014	03/29/2014	03/29/2014	2	0	2
OV	UG/L	MSA-SW37C-032714	240-35500-3	NM	03/27/2014	03/28/2014	03/28/2014	1	0	1
OV	UG/L	MSA-SW43C-032714	240-35500-27	NM	03/27/2014	03/29/2014	03/29/2014	2	0	2
OV	UG/L	MSA-SW39C-032714	240-35500-11	NM	03/27/2014	03/28/2014	03/28/2014	1	0	1
OV	UG/L	MSA-SW39B-032714	240-35500-10	NM	03/27/2014	03/28/2014	03/28/2014	1	0	1
OV	UG/L	MSA-SW39A-032714	240-35500-9	NM	03/27/2014	03/28/2014	03/28/2014	1	0	1
OV	UG/L	MSA-SW38D-032714	240-35500-8	NM	03/27/2014	03/28/2014	03/28/2014	1	0	1
OV	UG/L	MSA-SW38C-032714	240-35500-7	NM	03/27/2014	03/28/2014	03/28/2014	1	0	1
OV	UG/L	MSA-SW38B-032714	240-35500-6	NM	03/27/2014	03/28/2014	03/28/2014	1	0	1
OV	UG/L	MSA-SW40A-032714	240-35500-13	NM	03/27/2014	03/28/2014	03/28/2014	1	0	1
OV	UG/L	MSA-SW37D-032714	240-35500-4	NM	03/27/2014	03/28/2014	03/28/2014	1	0	1
OV	UG/L	MSA-SW40B-032714	240-35500-14	NM	03/27/2014	03/28/2014	03/28/2014	1	0	1
OV	UG/L	MSA-SW37B-032714	240-35500-2	NM	03/27/2014	03/28/2014	03/28/2014	1	0	1

SORT	UNITS	NSAMPLE	LAB_ID	QC_TYPE	SAMP_DATE	EXTR_DATE	ANAL_DATE	SMP_EXTR	EXTR_ANL	SMP_ANL
OV	UG/L	MSA-SW37A-032714	240-35500-1	NM	03/27/2014	03/28/2014	03/28/2014	1	0	1
OV	UG/L	EL-SW01D-032714	240-35500-40	NM	03/27/2014	03/30/2014	03/30/2014	3	0	3
OV	UG/L	EL-SW01C-032714	240-35500-39	NM	03/27/2014	03/30/2014	03/30/2014	3	0	3
OV	UG/L	TB-032714	240-35500-41	TB	03/27/2014	03/30/2014	03/30/2014	3	0	3
OV	UG/L	EL-SW01B-032714	240-35500-38	NM	03/27/2014	03/30/2014	03/30/2014	3	0	3
OV	UG/L	EL-SW01A-032714	240-35500-37	NM	03/27/2014	03/30/2014	03/30/2014	3	0	3
OV	UG/L	MSA-SW38A-032714	240-35500-5	NM	03/27/2014	03/28/2014	03/28/2014	1	0	1
OV	UG/L	MSA-SW42B-032714	240-35500-22	NM	03/27/2014	03/29/2014	03/29/2014	2	0	2
OV	UG/L	MSA-SW45A-032714	240-35500-33	NM	03/27/2014	03/29/2014	03/29/2014	2	0	2
OV	UG/L	MSA-SW44D-032714	240-35500-32	NM	03/27/2014	03/29/2014	03/29/2014	2	0	2
OV	UG/L	MSA-SW44C-032714	240-35500-31	NM	03/27/2014	03/29/2014	03/29/2014	2	0	2
OV	UG/L	MSA-SW44B-032714	240-35500-30	NM	03/27/2014	03/29/2014	03/29/2014	2	0	2
OV	UG/L	MSA-SW44A-032714	240-35500-29	NM	03/27/2014	03/29/2014	03/29/2014	2	0	2
OV	UG/L	MSA-SW43D-032714	240-35500-28	NM	03/27/2014	03/29/2014	03/29/2014	2	0	2
OV	UG/L	MSA-SW43B-032714	240-35500-26	NM	03/27/2014	03/29/2014	03/29/2014	2	0	2 — pH 7 2
OV	UG/L	MSA-SW39D-032714	240-35500-12	NM	03/27/2014	03/28/2014	03/28/2014	1	0	1
OV	UG/L	MSA-SW42C-032714	240-35500-23	NM	03/27/2014	03/29/2014	03/29/2014	2	0	2
OV	UG/L	MSA-SW45B-032714	240-35500-34	NM	03/27/2014	03/29/2014	03/29/2014	2	0	2

SORT	UNITS	NSAMPLE	LAB_ID	QC_TYPE	SAMP_DATE	EXTR_DATE	ANAL_DATE	SMP_EXTR	EXTR_ANL	SMP_ANL
OV	UG/L	MSA-SW42A-032714	240-35500-21	NM	03/27/2014	03/29/2014	03/29/2014	2	0	2
OV	UG/L	MSA-SW41D-032714	240-35500-20	NM	03/27/2014	03/28/2014	03/28/2014	1	0	1
OV	UG/L	MSA-SW41C-032714	240-35500-19	NM	03/27/2014	03/28/2014	03/28/2014	1	0	1
OV	UG/L	MSA-SW41B-032714	240-35500-18	NM	03/27/2014	03/28/2014	03/28/2014	1	0	1
OV	UG/L	MSA-SW41A-032714	240-35500-17	NM	03/27/2014	03/28/2014	03/28/2014	1	0	1
OV	UG/L	MSA-SW40D-032714	240-35500-16	NM	03/27/2014	03/28/2014	03/28/2014	1	0	1
OV	UG/L	MSA-SW40C-032714	240-35500-15	NM	03/27/2014	03/28/2014	03/28/2014	1	0	1
OV	UG/L	MSA-SW42D-032714	240-35500-24	NM	03/27/2014	03/29/2014	03/29/2014	2	0	2

FORM V
GC/MS VOA INSTRUMENT PERFORMANCE CHECK
BROMOFLUOROBENZENE (BFB)

Lab Name: TestAmerica Canton Job No.: 240-35500-1

SDG No.:

Lab File ID: BFB023.D BFB Injection Date: 03/10/2014

Instrument ID: A3UX17 BFB Injection Time: 12:55

Analysis Batch No.: 121946

M/E	ION ABUNDANCE CRITERIA	% RELATIVE ABUNDANCE	
50	15.0 - 40.0 % of mass 95	16.3	
75	30.0 - 60.0 % of mass 95	46.9	
95	Base Peak, 100% relative abundance	100.0	
96	5.0 - 9.0 % of mass 95	6.5	
173	Less than 2.0 % of mass 174	0.4	(0.5)1
174	50.0 - 120.00 % of mass 95	81.9	
175	5.0 - 9.0 % of mass 174	5.7	(6.9)1
176	95.0 - 101.0 % of mass 174	80.0	(97.7)1
177	5.0 - 9.0 % of mass 176	4.9	(6.1)2

1-Value is % mass 174 2-Value is % mass 176

THIS CHECK APPLIES TO THE FOLLOWING SAMPLES, MS, MSD, BLANKS AND STANDARDS:

CLIENT SAMPLE ID	LAB SAMPLE ID	LAB FILE ID	DATE ANALYZED	TIME ANALYZED
	STD8260 240-121946/2	UXR1538.D	03/10/2014	13:22
	STD8260 240-121946/3	UXR1539.D	03/10/2014	13:44
	STD8260 240-121946/4	UXR1540.D	03/10/2014	14:07
	STD8260 240-121946/5	UXR1541.D	03/10/2014	14:30
	STD8260 240-121946/6	UXR1542.D	03/10/2014	14:52
	STD8260 240-121946/7	UXR1543.D	03/10/2014	15:15
	STDA9 240-121946/8	UXR1544.D	03/10/2014	15:38
	STDA9 240-121946/9	UXR1545.D	03/10/2014	16:00
	STDA9 240-121946/10	UXR1546.D	03/10/2014	16:23
	STDA9 240-121946/11	UXR1547.D	03/10/2014	16:46
	STDA9 240-121946/12	UXR1548.D	03/10/2014	17:08
	STDA9 240-121946/13	UXR1550.D	03/10/2014	21:35
	ICV 240-121946/14	UXR1551.D	03/10/2014	21:58

FORM VI
GC/MS VOA INITIAL CALIBRATION DATA
INTERNAL STANDARD CURVE EVALUATION

Lab Name: TestAmerica Canton Job No.: 240-35500-1 Analy Batch No.: 121946

SDG No.:

Instrument ID: A3UX17 GC Column: DB-624 ID: 0.18(mm) Heated Purge: (Y/N) N

Calibration Start Date: 03/10/2014 13:22 Calibration End Date: 03/10/2014 15:15 Calibration ID: 21038

Calibration Files:

LEVEL:	LAB SAMPLE ID:	LAB FILE ID:
Level 1	STD8260 240-121946/7	UXR1543.D
Level 2	STD8260 240-121946/6	UXR1542.D
Level 3	STD8260 240-121946/5	UXR1541.D
Level 4	STD8260 240-121946/4	UXR1540.D
Level 5	STD8260 240-121946/3	UXR1539.D
Level 6	STD8260 240-121946/2	UXR1538.D

ANALYTE	RRF					CURVE TYPE	COEFFICIENT			#	MIN RRF	%RSD	#	MAX %RSD	R^2 OR COD	#	MIN R^2 OR COD
	LVL 1 LVL 6	LVL 2	LVL 3	LVL 4	LVL 5		B	M1	M2								
Dichlorodifluoromethane	0.3704 0.3384	0.3324	0.3216	0.3306	0.3370	Ave		0.3384				5.0		15.0			
Chloromethane	0.4604 0.3822	0.4070	0.3867	0.3751	0.3912	Ave		0.4004			0.1000	7.8		15.0			
Vinyl chloride	0.4557 0.3616	0.3687	0.3664	0.3626	0.3679	Ave		0.3805				9.7		15.0			
Butadiene	0.4378 0.3395	0.3648	0.3439	0.3404	0.3425	Ave		0.3615				11.0		15.0			
Bromomethane	0.1742 0.1268	0.1470	0.1401	0.1415	0.1463	Ave		0.1460				11.0		15.0			
Chloroethane	0.2300 0.1609	0.1783	0.1743	0.1694	0.1715	Ave		0.1807				14.0		15.0			
Dichlorofluoromethane	0.4202 0.3885	0.3769	0.3903	0.3747	0.4029	Ave		0.3922				4.3		15.0			
Trichlorofluoromethane	0.3924 0.3270	0.3467	0.3338	0.3342	0.3409	Ave		0.3458				6.9		15.0			
Ethyl ether	0.2656 0.2211	0.2364	0.2377	0.2317	0.2414	Ave		0.2390				6.2		15.0			
Acrolein	0.0285 0.0355	0.0313	0.0344	0.0364	0.0379	Ave		0.0340				10.0		15.0			
1,1-Dichloroethene	0.2657 0.2428	0.2314	0.2426	0.2428	0.2507	Ave		0.2460				4.7		15.0			
1,1,2-Trichloro-1,2,2-trichfluoroethane	0.2071 0.1940	0.1913	0.1950	0.1994	0.2082	Ave		0.1992				3.6		15.0			
Acetone	0.1234 0.0616	0.0907	0.0724	0.0705	0.0680	Linl	0.0627	0.0635							0.9970		0.9900
Iodomethane	0.4084 0.3740	0.3565	0.3719	0.3785	0.3920	Ave		0.3802				4.7		15.0			
Carbon disulfide	0.7190 0.7644	0.6356	0.6848	0.7082	0.7570	Ave		0.7115				6.7		15.0			

Note: The ml coefficient is the same as Ave RRF for an Ave curve type.

FORM VI
GC/MS VOA INITIAL CALIBRATION DATA
INTERNAL STANDARD CURVE EVALUATION

Lab Name: TestAmerica Canton Job No.: 240-35500-1 Analy Batch No.: 121946

SDG No.:

Instrument ID: A3UX17 GC Column: DB-624 ID: 0.18(mm) Heated Purge: (Y/N) N

Calibration Start Date: 03/10/2014 13:22 Calibration End Date: 03/10/2014 15:15 Calibration ID: 21038

ANALYTE	RRF					CURVE TYPE	COEFFICIENT			#	MIN RRF	%RSD	#	MAX %RSD	R^2 OR COD	#	MIN R^2 OR COD
	LVL 1 LVL 6	LVL 2	LVL 3	LVL 4	LVL 5		B	M1	M2								
3-Chloro-1-propene	0.1353 0.1546	0.1298	0.1411	0.1464	0.1584	Ave		0.1443				7.7		15.0			
Methyl acetate	0.1771 0.1667	0.1756	0.1755	0.1774	0.1795	Ave		0.1753				2.5		15.0			
Methylene Chloride	0.3926 0.2742	0.3236	0.2925	0.2871	0.2989	Ave		0.3115				14.0		15.0			
tert-Butyl alcohol	0.0191 0.0127	0.0143	0.0141	0.0145	0.0147	Ave		0.0149				14.0		15.0			
Acrylonitrile	0.0954 0.0894	0.0889	0.0938	0.0938	0.0967	Ave		0.0930				3.4		15.0			
Methyl tert-butyl ether	0.6690 0.6381	0.6225	0.6387	0.6565	0.6768	Ave		0.6503				3.2		15.0			
trans-1,2-Dichloroethene	0.3165 0.2767	0.2726	0.2779	0.2850	0.2904	Ave		0.2865				5.6		15.0			
Hexane	0.0714 0.0729	0.0669	0.0671	0.0732	0.0780	Ave		0.0716				5.8		15.0			
1,1-Dichloroethane	0.5139 0.4910	0.4787	0.5058	0.5011	0.5159	Ave		0.5011			0.1000	2.8		15.0			
Vinyl acetate	0.1815 0.2853	0.1916	0.2266	0.2606	0.2885	Lin1	-0.076	0.2833							0.9970		0.9900
2,2-Dichloropropane	0.2552 0.2662	0.2311	0.2441	0.2594	0.2778	Ave		0.2556				6.4		15.0			
cis-1,2-Dichloroethene	0.3406 0.2984	0.3041	0.3028	0.3014	0.3129	Ave		0.3100				5.1		15.0			
2-Butanone	0.1012 0.0891	0.0999	0.0956	0.1004	0.1010	Ave		0.0979				4.9		15.0			
Bromochloromethane	0.1496 0.1331	0.1264	0.1349	0.1374	0.1428	Ave		0.1374				5.9		15.0			
Tetrahydrofuran	0.0605 0.0604	0.0601	0.0613	0.0625	0.0640	Ave		0.0615				2.5		15.0			
Chloroform	0.4869 0.4480	0.4335	0.4483	0.4594	0.4701	Ave		0.4577				4.1		15.0			
1,1,1-Trichloroethane	0.3364 0.3451	0.2893	0.3271	0.3421	0.3542	Ave		0.3324				6.9		15.0			
Cyclohexane	0.5155 0.5034	0.4698	0.4917	0.5165	0.5273	Ave		0.5040				4.1		15.0			
1,1-Dichloropropene	0.3792 0.3610	0.3498	0.3650	0.3676	0.3735	Ave		0.3660				2.8		15.0			
Carbon tetrachloride	0.2910 0.2954	0.2599	0.2694	0.2867	0.3002	Ave		0.2838				5.6		15.0			

Note: The m1 coefficient is the same as Ave RRF for an Ave curve type.

FORM VI
GC/MS VOA INITIAL CALIBRATION DATA
INTERNAL STANDARD CURVE EVALUATION

Lab Name: TestAmerica Canton Job No.: 240-35500-1 Analy Batch No.: 121946

SDG No.:

Instrument ID: A3UX17 GC Column: DB-624 ID: 0.18(mm) Heated Purge: (Y/N) N

Calibration Start Date: 03/10/2014 13:22 Calibration End Date: 03/10/2014 15:15 Calibration ID: 21038

ANALYTE	RRF					CURVE TYPE	COEFFICIENT			#	MIN RRF	%RSD	#	MAX %RSD	R^2 OR COD	#	MIN R^2 OR COD
	LVL 1 LVL 6	LVL 2	LVL 3	LVL 4	LVL 5		B	M1	M2								
Isobutyl alcohol	0.0085 0.0076	0.0085	0.0087	0.0085	0.0087	Ave		0.0084				4.7		15.0			
Benzene	1.4087 1.1893	1.2326	1.1925	1.2102	1.2424	Ave		1.2459				6.6		15.0			
1,2-Dichloroethane	0.3888 0.3276	0.3256	0.3421	0.3403	0.3501	Ave		0.3457				6.7		15.0			
n-Heptane	0.0679 0.0672	0.0663	0.0615	0.0673	0.0723	Ave		0.0671				5.1		15.0			
Trichloroethene	0.3319 0.2816	0.2844	0.2836	0.2884	0.2950	Ave		0.2941				6.5		15.0			
Methylcyclohexane	0.4906 0.4740	0.4176	0.4456	0.4697	0.4939	Ave		0.4653				6.2		15.0			
1,2-Dichloropropane	0.3020 0.2788	0.2667	0.2813	0.2907	0.2991	Ave		0.2864				4.7		15.0			
1,4-Dioxane	0.0018 0.0022	0.0027	0.0026	0.0025	0.0027	Ave		0.0024				14.0		15.0			
Dibromomethane	0.1543 0.1381	0.1397	0.1407	0.1437	0.1488	Ave		0.1442				4.3		15.0			
Bromodichloromethane	0.3046 0.3148	0.2637	0.2860	0.3003	0.3231	Ave		0.2988				7.1		15.0			
2-Chloroethyl vinyl ether	0.1313 0.1525	0.1257	0.1385	0.1532	0.1607	Ave		0.1436				9.7		15.0			
cis-1,3-Dichloropropene	0.3251 0.3919	0.2965	0.3321	0.3637	0.3999	Ave		0.3516				12.0		15.0			
4-Methyl-2-pentanone	0.1791 0.1906	0.1648	0.1923	0.1982	0.2064	Ave		0.1886				7.8		15.0			
Toluene	1.6910 1.6608	1.5176	1.6591	1.6661	1.7222	Ave		1.6528				4.3		15.0			
trans-1,3-Dichloropropene	0.2807 0.4064	0.2564	0.3448	0.3664	0.4130	Lin1	-0.106	0.4044							0.9980		0.9900
Ethyl methacrylate	0.2818 0.4116	0.2932	0.3499	0.3945	0.4289	Lin1	-0.098	0.4152							0.9980		0.9900
1,1,2-Trichloroethane	0.3295 0.2867	0.2880	0.2993	0.2988	0.3081	Ave		0.3017				5.2		15.0			
Tetrachloroethene	0.3367 0.3014	0.2977	0.3070	0.3056	0.3152	Ave		0.3106				4.5		15.0			
1,3-Dichloropropane	0.5746 0.5366	0.5421	0.5646	0.5623	0.5724	Ave		0.5587				2.8		15.0			
2-Hexanone	0.1435 0.1735	0.1405	0.1724	0.1779	0.1912	Ave		0.1665				12.0		15.0			

Note: The ml coefficient is the same as Ave RRF for an Ave curve type.

FORM VI
GC/MS VOA INITIAL CALIBRATION DATA
INTERNAL STANDARD CURVE EVALUATION

Lab Name: TestAmerica Canton Job No.: 240-35500-1 Analy Batch No.: 121946

SDG No.:

Instrument ID: A3UX17 GC Column: DB-624 ID: 0.18(mm) Heated Purge: (Y/N) N

Calibration Start Date: 03/10/2014 13:22 Calibration End Date: 03/10/2014 15:15 Calibration ID: 21038

ANALYTE	RRF					CURVE TYPE	COEFFICIENT			#	MIN RRF	%RSD	#	MAX %RSD	R^2 OR COD	#	MIN R^2 OR COD
	LVL 1 LVL 6	LVL 2	LVL 3	LVL 4	LVL 5		B	M1	M2								
Dibromochloromethane	0.2234 0.2848	0.2156	0.2435	0.2556	0.2840	Ave		0.2511				12.0		15.0			
1,2-Dibromoethane	0.2715 0.2728	0.2387	0.2727	0.2763	0.2918	Ave		0.2706				6.4		15.0			
Chlorobenzene	1.1256 1.0221	1.0108	1.0309	1.0375	1.0647	Ave		1.0486			0.3000	4.0		15.0			
1,1,1,2-Tetrachloroethane	0.2983 0.3166	0.2592	0.2864	0.3062	0.3265	Ave		0.2989				8.0		15.0			
Ethylbenzene	0.5492 0.5677	0.4933	0.5739	0.5785	0.5938	Ave		0.5594				6.3		15.0			
m-Xylene & p-Xylene	0.6455 0.7025	0.6239	0.6972	0.7141	0.7360	Ave		0.6865				6.2		15.0			
o-Xylene	0.5786 0.6916	0.5897	0.6815	0.6838	0.7241	Ave		0.6582				9.0		15.0			
Styrene	0.9660 1.1751	0.8740	1.1306	1.1653	1.2247	Ave		1.0893				13.0		15.0			
Bromoform	0.1181 0.1670	0.1210	0.1313	0.1435	0.1627	Ave		0.1406			0.1000	15.0		15.0			
Isopropylbenzene	1.5017 1.8260	1.4499	1.7366	1.7756	1.8628	Ave		1.6921				10.0		15.0			
1,1,2,2-Tetrachloroethane	0.6950 0.6150	0.6214	0.6388	0.6480	0.6592	Ave		0.6462			0.3000	4.5		15.0			
Bromobenzene	0.7933 0.7348	0.7347	0.7393	0.7702	0.7820	Ave		0.7591				3.4		15.0			
1,2,3-Trichloropropane	0.1994 0.1856	0.1996	0.2052	0.2100	0.2055	Ave		0.2009				4.2		15.0			
trans-1,4-Dichloro-2-butene	0.0947 0.1573	0.0934	0.1399	0.1450	0.1733	Lin1	-0.049	0.1613							0.9960		0.9900
n-Propylbenzene	0.7440 0.8386	0.7088	0.8435	0.8786	0.8764	Ave		0.8150				8.8		15.0			
2-Chlorotoluene	0.7321 0.6918	0.6298	0.7054	0.7212	0.7328	Ave		0.7022				5.5		15.0			
1,3,5-Trimethylbenzene	2.1163 2.5547	2.1163	2.4874	2.5708	2.6548	Ave		2.4167				9.9		15.0			
4-Chlorotoluene	0.7488 0.7268	0.7037	0.7654	0.7789	0.7730	Ave		0.7494				3.9		15.0			
tert-Butylbenzene	2.0046 2.2610	1.8475	2.2044	2.1855	2.2331	Ave		2.1227				7.6		15.0			
1,2,4-Trimethylbenzene	2.2723 2.6649	2.2125	2.6102	2.6993	2.7670	Ave		2.5377				9.3		15.0			

Note: The m1 coefficient is the same as Ave RRF for an Ave curve type.

FORM VI
GC/MS VOA INITIAL CALIBRATION DATA
INTERNAL STANDARD CURVE EVALUATION

Lab Name: TestAmerica Canton Job No.: 240-35500-1 Analy Batch No.: 121946

SDG No.:

Instrument ID: A3UX17 GC Column: DB-624 ID: 0.18(mm) Heated Purge: (Y/N) N

Calibration Start Date: 03/10/2014 13:22 Calibration End Date: 03/10/2014 15:15 Calibration ID: 21038

ANALYTE	RRF					CURVE TYPE	COEFFICIENT			#	MIN RRF	%RSD	#	MAX %RSD	R^2 OR COD	#	MIN R^2 OR COD
	LVL 1 LVL 6	LVL 2	LVL 3	LVL 4	LVL 5		B	M1	M2								
sec-Butylbenzene	2.7103 3.1203	2.6777	3.0321	3.0946	3.1747	Ave		2.9683				7.3		15.0			
1,3-Dichlorobenzene	1.5710 1.4581	1.5308	1.4940	1.5161	1.5379	Ave		1.5180				2.6		15.0			
p-Isopropyltoluene	2.1176 2.7442	2.1313	2.5534	2.7382	2.7850	Ave		2.5116				12.0		15.0			
1,4-Dichlorobenzene	1.7290 1.4706	1.5149	1.5450	1.5191	1.5606	Ave		1.5565				5.8		15.0			
n-Butylbenzene	2.0441 2.3102	1.8750	2.1397	2.2315	2.3946	Ave		2.1659				8.7		15.0			
1,2-Dichlorobenzene	1.5378 1.3835	1.3889	1.4748	1.4390	1.4617	Ave		1.4476				4.0		15.0			
1,2-Dibromo-3-Chloropropane	0.0515 0.0957	0.0825	0.0874	0.0906	0.1003	Lin1	-0.022	0.0969							0.9990		0.9900
1,2,4-Trichlorobenzene	0.9686 0.8904	0.8730	0.9004	0.9040	0.9610	Ave		0.9162				4.3		15.0			
Hexachlorobutadiene	0.5002 0.3327	0.4642	0.3914	0.3829	0.3767	Ave		0.4080				15.0		15.0			
Naphthalene	1.5564 1.9749	1.5991	1.8406	2.0003	2.1973	Ave		1.8614				13.0		15.0			
1,2,3-Trichlorobenzene	0.9501 0.7800	0.9014	0.8760	0.8737	0.8864	Ave		0.8779				6.3		15.0			
Dibromofluoromethane (Surr)	0.2732 0.2154	0.2210	0.2095	0.2185	0.2252	Ave		0.2271				10.0		15.0			
1,2-Dichloroethane-d4 (Surr)	0.3509 0.2609	0.2943	0.2754	0.2722	0.2754	Ave		0.2882				11.0		15.0			
Toluene-d8 (Surr)	1.5501 1.3336	1.3126	1.3289	1.3206	1.3731	Ave		1.3698				6.6		15.0			
4-Bromofluorobenzene (Surr)	0.5806 0.4640	0.4587	0.4795	0.4707	0.4950	Ave		0.4914				9.3		15.0			

Note: The ml coefficient is the same as Ave RRF for an Ave curve type.

FORM VI
GC/MS VOA INITIAL CALIBRATION DATA
INTERNAL STANDARD CURVE EVALUATION

Lab Name: TestAmerica Canton Job No.: 240-35500-1 Analy Batch No.: 121946

SDG No.:

Instrument ID: A3UX17 GC Column: DB-624 ID: 0.18(mm) Heated Purge: (Y/N) N

Calibration Start Date: 03/10/2014 15:38 Calibration End Date: 03/10/2014 21:35 Calibration ID: 21040

Calibration Files:

LEVEL:	LAB SAMPLE ID:	LAB FILE ID:
Level 1	STDA9 240-121946/13	UXR1550.D
Level 2	STDA9 240-121946/12	UXR1548.D
Level 3	STDA9 240-121946/11	UXR1547.D
Level 4	STDA9 240-121946/10	UXR1546.D
Level 5	STDA9 240-121946/9	UXR1545.D
Level 6	STDA9 240-121946/8	UXR1544.D

ANALYTE	RRF					CURVE TYPE	COEFFICIENT			#	MIN RRF	%RSD	#	MAX %RSD	R^2 OR COD	#	MIN R^2 OR COD
	LVL 1 LVL 6	LVL 2	LVL 3	LVL 4	LVL 5		B	M1	M2								
Acetonitrile	0.0359 0.0349	0.0361	0.0345	0.0338	0.0350	Ave		0.0350				2.5		15.0			
Diisopropyl ether	0.2345 0.2701	0.2243	0.2393	0.2460	0.2621	Ave		0.2461				7.0		15.0			
2-Chloro-1,3-butadiene	0.3556 0.4842	0.4197	0.4295	0.4330	0.4704	Ave		0.4321				10.0		15.0			
Ethyl-t-butyl ether (ETBE)	0.7257 0.7987	0.6775	0.7019	0.7173	0.7695	Ave		0.7318				6.1		15.0			
Ethyl acetate	0.1398 0.1547	0.1392	0.1469	0.1480	0.1548	Ave		0.1472				4.7		15.0			
Propionitrile	0.0350 0.0375	0.0363	0.0367	0.0364	0.0384	Ave		0.0367				3.1		15.0			
Methacrylonitrile	0.1502 0.1584	0.1569	0.1564	0.1573	0.1605	Ave		0.1566				2.2		15.0			
Tert-amyl-methyl ether (TAME)	0.5590 0.6323	0.5257	0.5537	0.5681	0.6049	Ave		0.5739				6.7		15.0			
n-Butanol	0.0043 0.0069	0.0053	0.0056	0.0061	0.0068	Lin1	-0.082	0.0069							0.9980		0.9900
Ethyl acrylate	0.2401 0.3005	0.2404	0.2609	0.2724	0.2927	Ave		0.2678				9.6		15.0			
Methyl methacrylate	0.1686 0.2149	0.1790	0.1986	0.2032	0.2167	Ave		0.1968				9.8		15.0			
2-Nitropropane	0.0370 0.0415	0.0287	0.0310	0.0318	0.0382	Ave		0.0347				14.0		15.0			
Cyclohexanone	0.0107 0.0143	0.0111	0.0115	0.0131	0.0139	Ave		0.0124				12.0		15.0			
Pentachloroethane	0.2039 0.2459	0.1728	0.1709	0.1922	0.2255	Ave		0.2019				15.0		15.0			
1,2,3-Trimethylbenzene	1.9871 3.0179	2.3943	2.6161	2.7827	2.9818	Ave		2.6300				15.0		15.0			

Note: The m1 coefficient is the same as Ave RRF for an Ave curve type.

FORM VI
GC/MS VOA INITIAL CALIBRATION DATA
INTERNAL STANDARD CURVE EVALUATION

Lab Name: TestAmerica Canton Job No.: 240-35500-1 Analy Batch No.: 121946

SDG No.:

Instrument ID: A3UX17 GC Column: DB-624 ID: 0.18(mm) Heated Purge: (Y/N) N

Calibration Start Date: 03/10/2014 15:38 Calibration End Date: 03/10/2014 21:35 Calibration ID: 21040

ANALYTE	RRF					CURVE TYPE	COEFFICIENT			#	MIN RRF	%RSD	#	MAX %RSD	R^2 OR COD	#	MIN R^2 OR COD
	LVL 1 LVL 6	LVL 2	LVL 3	LVL 4	LVL 5		B	M1	M2								
Benzyl chloride	0.0585 0.1835	0.0874	0.0898	0.1109	0.1511	Qua	-0.111	0.1163	0.0018						0.9990		0.9900
1,3,5-Trichlorobenzene	0.8934 1.1233	1.0805	1.0769	1.0928	1.1075	Ave		1.0624				8.0		15.0			
2-Methylnaphthalene	0.3629 +++++	0.8172	1.0143	1.2620	1.4050	Lin1	-2.393	1.4151							0.9960		0.9900
n-Butyl acetate	0.1188 0.1550	0.1129	0.1134	0.1310	0.1444	Ave		0.1293				14.0		15.0			

Note: The m1 coefficient is the same as Ave RRF for an Ave curve type.

FORM V
GC/MS VOA INSTRUMENT PERFORMANCE CHECK
BROMOFLUOROBENZENE (BFB)

Lab Name: TestAmerica Canton Job No.: 240-35500-1

SDG No.:

Lab File ID: BFB049.D BFB Injection Date: 03/28/2014

Instrument ID: A3UX17 BFB Injection Time: 11:23

Analysis Batch No.: 124403

M/E	ION ABUNDANCE CRITERIA	% RELATIVE ABUNDANCE	
50	15.0 - 40.0 % of mass 95	15.1	
75	30.0 - 60.0 % of mass 95	44.0	
95	Base Peak, 100% relative abundance	100.0	
96	5.0 - 9.0 % of mass 95	6.3	
173	Less than 2.0 % of mass 174	0.5	(0.6)1
174	50.0 - 120.00 % of mass 95	89.1	
175	5.0 - 9.0 % of mass 174	6.4	(7.2)1
176	95.0 - 101.0 % of mass 174	87.1	(97.7)1
177	5.0 - 9.0 % of mass 176	6.1	(7.0)2

1-Value is % mass 174 2-Value is % mass 176

THIS CHECK APPLIES TO THE FOLLOWING SAMPLES, MS, MSD, BLANKS AND STANDARDS:

CLIENT SAMPLE ID	LAB SAMPLE ID	LAB FILE ID	DATE ANALYZED	TIME ANALYZED
	CCV 240-124403/3	UXR1975.D	03/28/2014	12:35
	CCVIS 240-124403/2	UXR1976.D	03/28/2014	13:01
	LCS 240-124403/4	UXR1977.D	03/28/2014	13:24
	MB 240-124403/6	UXR1979.D	03/28/2014	14:10
MSA-SW37A-032714	240-35500-1	UXR1980.D	03/28/2014	14:58
MSA-SW37B-032714	240-35500-2	UXR1981.D	03/28/2014	15:21
MSA-SW37C-032714	240-35500-3	UXR1982.D	03/28/2014	15:44
MSA-SW37D-032714	240-35500-4	UXR1983.D	03/28/2014	16:07
MSA-SW38A-032714	240-35500-5	UXR1984.D	03/28/2014	16:29
MSA-SW38B-032714	240-35500-6	UXR1985.D	03/28/2014	16:52
MSA-SW38C-032714	240-35500-7	UXR1986.D	03/28/2014	17:14
MSA-SW38D-032714	240-35500-8	UXR1987.D	03/28/2014	17:37
MSA-SW39A-032714	240-35500-9	UXR1988.D	03/28/2014	18:00
MSA-SW39B-032714	240-35500-10	UXR1989.D	03/28/2014	18:22
MSA-SW39C-032714	240-35500-11	UXR1990.D	03/28/2014	18:45
MSA-SW39D-032714	240-35500-12	UXR1991.D	03/28/2014	19:08
MSA-SW40A-032714	240-35500-13	UXR1992.D	03/28/2014	19:30
MSA-SW40B-032714	240-35500-14	UXR1993.D	03/28/2014	19:53
MSA-SW40C-032714	240-35500-15	UXR1994.D	03/28/2014	20:16
MSA-SW40D-032714	240-35500-16	UXR1995.D	03/28/2014	20:38
MSA-SW41A-032714	240-35500-17	UXR1996.D	03/28/2014	21:01
MSA-SW41B-032714	240-35500-18	UXR1997.D	03/28/2014	21:23
MSA-SW41C-032714	240-35500-19	UXR1998.D	03/28/2014	21:46
MSA-SW41D-032714	240-35500-20	UXR1999.D	03/28/2014	22:08
MSA-SW37A-032714 MS	240-35500-1 MS	UXR2000.D	03/28/2014	22:31
MSA-SW37A-032714 MSD	240-35500-1 MSD	UXR2001.D	03/28/2014	22:53

FORM VII
GC/MS VOA CONTINUING CALIBRATION DATA

Lab Name: TestAmerica Canton Job No.: 240-35500-1

SDG No.:

Lab Sample ID: CCV 240-124403/3 Calibration Date: 03/28/2014 12:35

Instrument ID: A3UX17 Calib Start Date: 03/10/2014 15:38

GC Column: DB-624 ID: 0.18(mm) Calib End Date: 03/10/2014 21:35

Lab File ID: UXR1975.D Conc. Units: ng/uL Heated Purge: (Y/N) N

ANALYTE	CURVE TYPE	AVE RRF	RRF	MIN RRF	CALC AMOUNT	SPIKE AMOUNT	%D	MAX %D
Acetonitrile	Ave	0.0350	0.0245		20.0	0.100	-30.0	50.0
Diisopropyl ether	Ave	0.2461	0.2368		10.0	0.0100	-3.8	50.0
2-Chloro-1,3-butadiene	Ave	0.4321	0.3761		2.00	0.0100	-13.0	50.0
Ethyl-t-butyl ether (ETBE)	Ave	0.7318	0.5974		5.00	0.0100	-18.4	50.0
Ethyl acetate	Ave	0.1472	0.1111		4.00	0.0200	-24.5	50.0
Propionitrile	Ave	0.0367	0.0290		4.00	0.100	-21.1	50.0
Methacrylonitrile	Ave	0.1566	0.1168		2.00	0.100	-25.4	50.0
Tert-amyl-methyl ether (TAME)	Ave	0.5739	0.5061		5.00	0.0100	-11.8	50.0
n-Butanol	Lin1		0.0039		50.0	0.250	-38.8	50.0
Ethyl acrylate	Ave	0.2678	0.2116		1.00	0.0100	-21.0	50.0
Methyl methacrylate	Ave	0.1968	0.1487		2.00	0.0200	-24.5	50.0
2-Nitropropane	Ave	0.0347	0.0278		2.00	0.0200	-19.9	50.0
Cyclohexanone	Ave	0.0124	0.0079		20.0	0.100	-36.5	50.0
Pentachloroethane	Ave	0.2019	0.2013		0.0199	0.0200	-0.3	50.0
1,2,3-Trimethylbenzene	Ave	2.630	2.351		0.00894	0.0100	-10.6	50.0
Benzyl chloride	Qua		0.1043		1.00	0.0100	-12.4	50.0
1,3,5-Trichlorobenzene	Ave	1.062	1.081		1.00	0.0100	1.7	50.0
2-Methylnaphthalene	Lin1		0.6778		5.00	0.0200	-43.6	50.0

FORM VII
GC/MS VOA CONTINUING CALIBRATION DATA

Lab Name: TestAmerica Canton Job No.: 240-35500-1

SDG No.:

Lab Sample ID: CCVIS 240-124403/2 Calibration Date: 03/28/2014 13:01

Instrument ID: A3UX17 Calib Start Date: 03/10/2014 13:22

GC Column: DB-624 ID: 0.18(mm) Calib End Date: 03/10/2014 15:15

Lab File ID: UXR1976.D Conc. Units: ng/uL Heated Purge: (Y/N) N

ANALYTE	CURVE TYPE	AVE RRF	RRF	MIN RRF	CALC AMOUNT	SPIKE AMOUNT	%D	MAX %D
Dichlorodifluoromethane	Ave	0.3384	0.3383		1.00	0.0100	-0.0	50.0
Chloromethane	Ave	0.4004	0.3073	0.1000	1.00	0.0100	-23.3	50.0
Vinyl chloride	Ave	0.3805	0.3118		1.00	0.0100	-18.0	20.0
Butadiene	Ave	0.3615	0.2917		0.00807	0.0100	-19.3	50.0
Bromomethane	Ave	0.1460	0.1221		1.00	0.0100	-16.4	50.0
Chloroethane	Ave	0.1807	0.1318		1.00	0.0100	-27.1	50.0
Dichlorofluoromethane	Ave	0.3922	0.3446		2.00	0.0100	-12.1	50.0
Trichlorofluoromethane	Ave	0.3458	0.3547		1.00	0.0100	2.6	50.0
Ethyl ether	Ave	0.2390	0.2021		2.00	0.0100	-15.4	50.0
Acrolein	Ave	0.0340	0.0259		20.0	0.0500	-23.9	50.0
1,1-Dichloroethene	Ave	0.2460	0.2505		1.00	0.0100	1.8	20.0
1,1,2-Trichloro-1,2,2-trichfluoroethane	Ave	0.1992	0.2381		1.00	0.0100	19.5	50.0
Acetone	Lin1		0.0570		10.0	0.0200	-15.2	50.0
Iodomethane	Ave	0.3802	0.4332		1.00	0.0100	13.9	50.0
Carbon disulfide	Ave	0.7115	0.6877		1.00	0.0100	-3.3	50.0
3-Chloro-1-propene	Ave	0.1443	0.1442		2.00	0.0100	-0.0	50.0
Methyl acetate	Ave	0.1753	0.1367		10.0	0.0500	-22.0	50.0
Methylene Chloride	Ave	0.3115	0.2803		1.00	0.0100	-10.0	50.0
tert-Butyl alcohol	Ave	0.0149	0.0115		50.0	0.100	-23.1	50.0
Acrylonitrile	Ave	0.0930	0.0779		20.0	0.100	-16.2	50.0
Methyl tert-butyl ether	Ave	0.6503	0.5753		1.00	0.0100	-11.5	50.0
trans-1,2-Dichloroethene	Ave	0.2865	0.2853		1.00	0.0100	-0.4	50.0
Hexane	Ave	0.0716	0.0742		1.00	0.0100	3.7	20.0
1,1-Dichloroethane	Ave	0.5011	0.4375	0.1000	1.00	0.0100	-12.7	50.0
Vinyl acetate	Lin1		0.2265		2.00	0.00960	-17.3	50.0
2,2-Dichloropropane	Ave	0.2556	0.2557		1.00	0.0100	0.0	50.0
2-Butanone	Ave	0.0979	0.0776		10.0	0.0200	-20.7	50.0
cis-1,2-Dichloroethene	Ave	0.3100	0.3013		1.00	0.0100	-2.8	50.0
Bromochloromethane	Ave	0.1374	0.1500		1.00	0.0100	9.2	50.0
Tetrahydrofuran	Ave	0.0615	0.0456		5.00	0.0200	-25.8	50.0
Chloroform	Ave	0.4577	0.4334		1.00	0.0100	-5.3	20.0
1,1,1-Trichloroethane	Ave	0.3324	0.3294		1.00	0.0100	-0.9	50.0
Cyclohexane	Ave	0.5040	0.4344		1.00	0.0100	-13.8	50.0
1,1-Dichloropropene	Ave	0.3660	0.3439		1.00	0.0100	-6.0	50.0
Carbon tetrachloride	Ave	0.2838	0.2930		1.00	0.0100	3.2	50.0
Isobutyl alcohol	Ave	0.0084	0.0058		50.0	0.250	-31.2	50.0
Benzene	Ave	1.246	1.159		1.00	0.0100	-7.0	50.0
1,2-Dichloroethane	Ave	0.3457	0.3117		1.00	0.0100	-9.9	50.0
n-Heptane	Ave	0.0671	0.0702		1.00	0.0100	4.6	50.0
Trichloroethene	Ave	0.2941	0.3227		1.00	0.0100	9.7	50.0

FORM VII
GC/MS VOA CONTINUING CALIBRATION DATA

Lab Name: TestAmerica Canton Job No.: 240-35500-1

SDG No.:

Lab Sample ID: CCVIS 240-124403/2 Calibration Date: 03/28/2014 13:01

Instrument ID: A3UX17 Calib Start Date: 03/10/2014 13:22

GC Column: DB-624 ID: 0.18(mm) Calib End Date: 03/10/2014 15:15

Lab File ID: UXR1976.D Conc. Units: ng/uL Heated Purge: (Y/N) N

ANALYTE	CURVE TYPE	AVE RRF	RRF	MIN RRF	CALC AMOUNT	SPIKE AMOUNT	%D	MAX %D
Methylcyclohexane	Ave	0.4653	0.4545		1.00	0.0100	-2.3	50.0
1,2-Dichloropropane	Ave	0.2864	0.2512		1.00	0.0100	-12.3	20.0
1,4-Dioxane	Ave	0.0024	0.0022		50.0	0.200	-8.6	50.0
Dibromomethane	Ave	0.1442	0.1427		1.00	0.0100	-1.1	50.0
Bromodichloromethane	Ave	0.2988	0.2877		1.00	0.0100	-3.7	50.0
2-Chloroethyl vinyl ether	Ave	0.1436	0.1301		10.0	0.0200	-9.4	50.0
cis-1,3-Dichloropropene	Ave	0.3516	0.3395		1.00	0.0100	-3.4	50.0
4-Methyl-2-pentanone	Ave	0.1886	0.1511		10.0	0.0200	-19.9	50.0
Toluene	Ave	1.653	1.499		1.00	0.0100	-9.3	20.0
trans-1,3-Dichloropropene	Lin1		0.3202		1.00	0.0100	-18.2	50.0
Ethyl methacrylate	Lin1		0.3305		1.00	0.0100	-18.0	50.0
1,1,2-Trichloroethane	Ave	0.3017	0.2747		1.00	0.0100	-9.0	50.0
Tetrachloroethene	Ave	0.3106	0.3276		1.00	0.0100	5.5	50.0
1,3-Dichloropropane	Ave	0.5587	0.4710		1.00	0.0100	-15.7	50.0
2-Hexanone	Ave	0.1665	0.1280		10.0	0.0200	-23.1	50.0
Dibromochloromethane	Ave	0.2511	0.2562		1.00	0.0100	2.0	50.0
1,2-Dibromoethane	Ave	0.2706	0.2569		1.00	0.0100	-5.1	50.0
Chlorobenzene	Ave	1.049	1.021	0.3000	1.00	0.0100	-2.6	50.0
1,1,1,2-Tetrachloroethane	Ave	0.2989	0.3055		1.00	0.0100	2.2	50.0
Ethylbenzene	Ave	0.5594	0.5490		1.00	0.0100	-1.9	20.0
m-Xylene & p-Xylene	Ave	0.6865	0.6812		2.00	0.0100	-0.8	50.0
o-Xylene	Ave	0.6582	0.6593		1.00	0.0100	0.2	50.0
Styrene	Ave	1.089	1.096		1.00	0.0100	0.6	50.0
Bromoform	Ave	0.1406	0.1494	0.1000	1.00	0.0100	6.2	50.0
Isopropylbenzene	Ave	1.692	1.671		1.00	0.0100	-1.2	50.0
1,1,2,2-Tetrachloroethane	Ave	0.6462	0.5154	0.3000	1.00	0.0100	-20.2	50.0
Bromobenzene	Ave	0.7591	0.7313		1.00	0.0100	-3.7	50.0
1,2,3-Trichloropropane	Ave	0.2009	0.1661		1.00	0.0100	-17.3	50.0
trans-1,4-Dichloro-2-butene	Lin1		0.1026		1.00	0.0100	-33.4	50.0
n-Propylbenzene	Ave	0.8150	0.7729		1.00	0.0100	-5.2	50.0
2-Chlorotoluene	Ave	0.7022	0.6583		1.00	0.0100	-6.3	50.0
1,3,5-Trimethylbenzene	Ave	2.417	2.190		1.00	0.0100	-9.4	50.0
4-Chlorotoluene	Ave	0.7494	0.7180		1.00	0.0100	-4.2	50.0
tert-Butylbenzene	Ave	2.123	1.973		1.00	0.0100	-7.0	50.0
1,2,4-Trimethylbenzene	Ave	2.538	2.260		1.00	0.0100	-10.9	50.0
sec-Butylbenzene	Ave	2.968	2.672		1.00	0.0100	-10.0	50.0
1,3-Dichlorobenzene	Ave	1.518	1.412		1.00	0.0100	-7.0	50.0
p-Isopropyltoluene	Ave	2.512	2.385		1.00	0.0100	-5.0	50.0
1,4-Dichlorobenzene	Ave	1.557	1.452		1.00	0.0100	-6.7	50.0
n-Butylbenzene	Ave	2.166	1.837		1.00	0.0100	-15.2	50.0
1,2-Dichlorobenzene	Ave	1.448	1.340		1.00	0.0100	-7.4	50.0

FORM VII
GC/MS VOA CONTINUING CALIBRATION DATA

Lab Name: TestAmerica Canton Job No.: 240-35500-1

SDG No.:

Lab Sample ID: CCVIS 240-124403/2 Calibration Date: 03/28/2014 13:01

Instrument ID: A3UX17 Calib Start Date: 03/10/2014 13:22

GC Column: DB-624 ID: 0.18(mm) Calib End Date: 03/10/2014 15:15

Lab File ID: UXR1976.D Conc. Units: ng/uL Heated Purge: (Y/N) N

ANALYTE	CURVE TYPE	AVE RRF	RRF	MIN RRF	CALC AMOUNT	SPIKE AMOUNT	%D	MAX %D
1,2-Dibromo-3-Chloropropane	Lin1		0.0807		2.00	0.0100	-14.5	50.0
1,2,4-Trichlorobenzene	Ave	0.9162	0.8587		1.00	0.0100	-6.3	50.0
Hexachlorobutadiene	Ave	0.4080	0.3694		1.00	0.0100	-9.5	50.0
Naphthalene	Ave	1.861	1.592		1.00	0.0100	-14.5	50.0
1,2,3-Trichlorobenzene	Ave	0.8779	0.8127		1.00	0.0100	-7.4	50.0
Dibromofluoromethane (Surr)	Ave	0.2271	0.2010		0.00789	0.00891	-11.5	50.0
1,2-Dichloroethane-d4 (Surr)	Ave	0.2882	0.2145		0.00663	0.00891	-25.6	50.0
Toluene-d8 (Surr)	Ave	1.370	1.126		0.00732	0.00891	-17.8	50.0
4-Bromofluorobenzene (Surr)	Ave	0.4914	0.4266		0.00774	0.00891	-13.2	50.0

FORM IV
GC/MS VOA METHOD BLANK SUMMARY

Lab Name: TestAmerica Canton Job No.: 240-35500-1

SDG No.:

Lab File ID: UXR1979.D Lab Sample ID: MB 240-124403/6

Matrix: Water Heated Purge:(Y/N) N

Instrument ID: A3UX17 Date Analyzed: 03/28/2014 14:10

GC Column: DB-624 ID: 0.18(mm)

THIS METHOD BLANK APPLIES TO THE FOLLOWING SAMPLES:

CLIENT SAMPLE ID	LAB SAMPLE ID	LAB FILE ID	DATE ANALYZED
	LCS 240-124403/4	UXR1977.D	03/28/2014 13:24
MSA-SW37A-032714	240-35500-1	UXR1980.D	03/28/2014 14:58
MSA-SW37B-032714	240-35500-2	UXR1981.D	03/28/2014 15:21
MSA-SW37C-032714	240-35500-3	UXR1982.D	03/28/2014 15:44
MSA-SW37D-032714	240-35500-4	UXR1983.D	03/28/2014 16:07
MSA-SW38A-032714	240-35500-5	UXR1984.D	03/28/2014 16:29
MSA-SW38B-032714	240-35500-6	UXR1985.D	03/28/2014 16:52
MSA-SW38C-032714	240-35500-7	UXR1986.D	03/28/2014 17:14
MSA-SW38D-032714	240-35500-8	UXR1987.D	03/28/2014 17:37
MSA-SW39A-032714	240-35500-9	UXR1988.D	03/28/2014 18:00
MSA-SW39B-032714	240-35500-10	UXR1989.D	03/28/2014 18:22
MSA-SW39C-032714	240-35500-11	UXR1990.D	03/28/2014 18:45
MSA-SW39D-032714	240-35500-12	UXR1991.D	03/28/2014 19:08
MSA-SW40A-032714	240-35500-13	UXR1992.D	03/28/2014 19:30
MSA-SW40B-032714	240-35500-14	UXR1993.D	03/28/2014 19:53
MSA-SW40C-032714	240-35500-15	UXR1994.D	03/28/2014 20:16
MSA-SW40D-032714	240-35500-16	UXR1995.D	03/28/2014 20:38
MSA-SW41A-032714	240-35500-17	UXR1996.D	03/28/2014 21:01
MSA-SW41B-032714	240-35500-18	UXR1997.D	03/28/2014 21:23
MSA-SW41C-032714	240-35500-19	UXR1998.D	03/28/2014 21:46
MSA-SW41D-032714	240-35500-20	UXR1999.D	03/28/2014 22:08
MSA-SW37A-032714 MS	240-35500-1 MS	UXR2000.D	03/28/2014 22:31
MSA-SW37A-032714 MSD	240-35500-1 MSD	UXR2001.D	03/28/2014 22:53

FORM I
GC/MS VOA ORGANICS ANALYSIS DATA SHEET

Lab Name: TestAmerica Canton | Job No.: 240-35500-1

SDG No.:

Client Sample ID: | Lab Sample ID: MB 240-124403/6

Matrix: Water | Lab File ID: UXR1979.D

Analysis Method: 8260B | Date Collected:

Sample wt/vol: 5(mL) | Date Analyzed: 03/28/2014 14:10

Soil Aliquot Vol: | Dilution Factor: 1

Soil Extract Vol.: | GC Column: DB-624 ID: 0.18(mm)

% Moisture: | Level: (low/med) Low

Analysis Batch No.: 124403 | Units: ug/L

CAS NO.	COMPOUND NAME	RESULT	Q	RL	MDL
630-20-6	1,1,1,2-Tetrachloroethane	1.0	U	1.0	0.23
71-55-6	1,1,1-Trichloroethane	1.0	U	1.0	0.22
79-34-5	1,1,2,2-Tetrachloroethane	1.0	U	1.0	0.18
76-13-1	1,1,2-Trichloro-1,2,2-trichfluoroeth ane	1.0	U	1.0	0.28
75-34-3	1,1-Dichloroethane	1.0	U	1.0	0.15
75-35-4	1,1-Dichloroethene	1.0	U	1.0	0.19
563-58-6	1,1-Dichloropropene	1.0	U	1.0	0.13
87-61-6	1,2,3-Trichlorobenzene	1.0	U	1.0	0.17
96-18-4	1,2,3-Trichloropropane	1.0	U	1.0	0.43
526-73-8	1,2,3-Trimethylbenzene	5.0	U	5.0	0.0059
120-82-1	1,2,4-Trichlorobenzene	1.0	U	1.0	0.15
95-63-6	1,2,4-Trimethylbenzene	1.0	U	1.0	0.12
96-12-8	1,2-Dibromo-3-Chloropropane	5.0	U	5.0	0.67
106-93-4	1,2-Dibromoethane	1.0	U	1.0	0.24
95-50-1	1,2-Dichlorobenzene	1.0	U	1.0	0.13
107-06-2	1,2-Dichloroethane	1.0	U	1.0	0.22
78-87-5	1,2-Dichloropropane	1.0	U	1.0	0.18
541-73-1	1,3-Dichlorobenzene	1.0	U	1.0	0.14
142-28-9	1,3-Dichloropropane	1.0	U	1.0	0.16
106-46-7	1,4-Dichlorobenzene	1.0	U	1.0	0.13
594-20-7	2,2-Dichloropropane	1.0	U	1.0	0.13
78-93-3	2-Butanone	5.0	U	5.0	0.57
110-75-8	2-Chloroethyl vinyl ether	10	U	10	0.99
95-49-8	2-Chlorotoluene	1.0	U	1.0	0.11
591-78-6	2-Hexanone	5.0	U	5.0	0.41
106-43-4	4-Chlorotoluene	1.0	U	1.0	0.18
108-10-1	4-Methyl-2-pentanone	5.0	U	5.0	0.32
67-64-1	Acetone	5.0	U	5.0	1.1
71-43-2	Benzene	1.0	U	1.0	0.13
108-86-1	Bromobenzene	1.0	U	1.0	0.13
74-97-5	Bromochloromethane	1.0	U	1.0	0.29
75-27-4	Bromodichloromethane	1.0	U	1.0	0.15
75-25-2	Bromoform	1.0	U	1.0	0.64
74-83-9	Bromomethane	1.0	U	1.0	0.41
75-15-0	Carbon disulfide	1.0	U	1.0	0.13

FORM I
GC/MS VOA ORGANICS ANALYSIS DATA SHEET

Lab Name: TestAmerica Canton | Job No.: 240-35500-1

SDG No.:

Client Sample ID: | Lab Sample ID: MB 240-124403/6

Matrix: Water | Lab File ID: UXR1979.D

Analysis Method: 8260B | Date Collected:

Sample wt/vol: 5(mL) | Date Analyzed: 03/28/2014 14:10

Soil Aliquot Vol: | Dilution Factor: 1

Soil Extract Vol.: | GC Column: DB-624 ID: 0.18(mm)

% Moisture: | Level: (low/med) Low

Analysis Batch No.: 124403 | Units: ug/L

CAS NO.	COMPOUND NAME	RESULT	Q	RL	MDL
56-23-5	Carbon tetrachloride	1.0	U	1.0	0.13
108-90-7	Chlorobenzene	1.0	U	1.0	0.15
75-00-3	Chloroethane	1.0	U	1.0	0.29
67-66-3	Chloroform	1.0	U	1.0	0.16
74-87-3	Chloromethane	1.0	U	1.0	0.30
156-59-2	cis-1,2-Dichloroethene	1.0	U	1.0	0.17
10061-01-5	cis-1,3-Dichloropropene	1.0	U	1.0	0.14
124-48-1	Dibromochloromethane	1.0	U	1.0	0.18
74-95-3	Dibromomethane	1.0	U	1.0	0.28
75-71-8	Dichlorodifluoromethane	1.0	U	1.0	0.31
108-20-3	Diisopropyl ether	5.0	U	5.0	1.5
100-41-4	Ethylbenzene	1.0	U	1.0	0.17
637-92-3	Ethyl-t-butyl ether (ETBE)	5.0	U	5.0	0.11
87-68-3	Hexachlorobutadiene	1.0	U	1.0	0.30
98-82-8	Isopropylbenzene	1.0	U	1.0	0.13
1634-04-4	Methyl tert-butyl ether	1.0	U	1.0	0.17
75-09-2	Methylene Chloride	1.0	U	1.0	0.33
179601-23-1	m-Xylene & p-Xylene	2.0	U	2.0	0.24
91-20-3	Naphthalene	1.0	U	1.0	0.24
104-51-8	n-Butylbenzene	1.0	U	1.0	0.12
103-65-1	n-Propylbenzene	1.0	U	1.0	0.14
95-47-6	o-Xylene	1.0	U	1.0	0.14
99-87-6	p-Isopropyltoluene	1.0	U	1.0	0.12
135-98-8	sec-Butylbenzene	1.0	U	1.0	0.13
100-42-5	Styrene	1.0	U	1.0	0.11
994-05-8	Tert-amyl-methyl ether (TAME)	5.0	U	5.0	0.067
75-65-0	tert-Butyl alcohol	20	U	20	3.9
98-06-6	tert-Butylbenzene	1.0	U	1.0	0.13
127-18-4	Tetrachloroethene	1.0	U	1.0	0.29
108-88-3	Toluene	1.0	U	1.0	0.13
156-60-5	trans-1,2-Dichloroethene	1.0	U	1.0	0.19
10061-02-6	trans-1,3-Dichloropropene	1.0	U	1.0	0.19
79-01-6	Trichloroethene	1.0	U	1.0	0.17
75-69-4	Trichlorofluoromethane	1.0	U	1.0	0.21
108-05-4	Vinyl acetate	2.0	U	2.0	0.19
75-01-4	Vinyl chloride	0.50	U	0.50	0.22

FORM I
GC/MS VOA ORGANICS ANALYSIS DATA SHEET

Lab Name: TestAmerica Canton Job No.: 240-35500-1

SDG No.:

Client Sample ID: Lab Sample ID: MB 240-124403/6

Matrix: Water Lab File ID: UXR1979.D

Analysis Method: 8260B Date Collected:

Sample wt/vol: 5(mL) Date Analyzed: 03/28/2014 14:10

Soil Aliquot Vol: Dilution Factor: 1

Soil Extract Vol.: GC Column: DB-624 ID: 0.18(mm)

% Moisture: Level: (low/med) Low

Analysis Batch No.: 124403 Units: ug/L

CAS NO.	COMPOUND NAME	RESULT	Q	RL	MDL
1330-20-7	Xylenes, Total	2.0	U	2.0	0.14

CAS NO.	SURROGATE	%REC	Q	LIMITS
17060-07-0	1,2-Dichloroethane-d4 (Surr)	86		63-129
460-00-4	4-Bromofluorobenzene (Surr)	85		66-120
1868-53-7	Dibromofluoromethane (Surr)	99		75-121
2037-26-5	Toluene-d8 (Surr)	84		74-120

FORM V
GC/MS VOA INSTRUMENT PERFORMANCE CHECK
BROMOFLUOROBENZENE (BFB)

Lab Name: TestAmerica Canton Job No.: 240-35500-1

SDG No.:

Lab File ID: BFB051.D BFB Injection Date: 03/29/2014

Instrument ID: A3UX17 BFB Injection Time: 15:39

Analysis Batch No.: 124485

M/E	ION ABUNDANCE CRITERIA	% RELATIVE ABUNDANCE	
50	15.0 - 40.0 % of mass 95	15.1	
75	30.0 - 60.0 % of mass 95	43.9	
95	Base Peak, 100% relative abundance	100.0	
96	5.0 - 9.0 % of mass 95	6.5	
173	Less than 2.0 % of mass 174	0.5	(0.6)1
174	50.0 - 120.00 % of mass 95	87.8	
175	5.0 - 9.0 % of mass 174	6.3	(7.1)1
176	95.0 - 101.0 % of mass 174	86.3	(98.3)1
177	5.0 - 9.0 % of mass 176	5.3	(6.2)2

1-Value is % mass 174 2-Value is % mass 176

THIS CHECK APPLIES TO THE FOLLOWING SAMPLES, MS, MSD, BLANKS AND STANDARDS:

CLIENT SAMPLE ID	LAB SAMPLE ID	LAB FILE ID	DATE ANALYZED	TIME ANALYZED
	CCVIS 240-124485/2	UXR2002.D	03/29/2014	16:06
	CCV 240-124485/3	UXR2003.D	03/29/2014	16:28
	LCS 240-124485/4	UXR2004.D	03/29/2014	16:51
	MB 240-124485/6	UXR2006.D	03/29/2014	17:36
MSA-SW42A-032714	240-35500-21	UXR2007.D	03/29/2014	17:58
MSA-SW42B-032714	240-35500-22	UXR2008.D	03/29/2014	18:21
MSA-SW42C-032714	240-35500-23	UXR2009.D	03/29/2014	18:44
MSA-SW42D-032714	240-35500-24	UXR2010.D	03/29/2014	19:06
MSA-SW43A-032714	240-35500-25	UXR2011.D	03/29/2014	19:29
MSA-SW43B-032714	240-35500-26	UXR2012.D	03/29/2014	19:52
MSA-SW43C-032714	240-35500-27	UXR2013.D	03/29/2014	20:15
MSA-SW43D-032714	240-35500-28	UXR2014.D	03/29/2014	20:37
MSA-SW44A-032714	240-35500-29	UXR2015.D	03/29/2014	21:00
MSA-SW44B-032714	240-35500-30	UXR2016.D	03/29/2014	21:23
MSA-SW44C-032714	240-35500-31	UXR2017.D	03/29/2014	21:45
MSA-SW44D-032714	240-35500-32	UXR2018.D	03/29/2014	22:08
MSA-SW45A-032714	240-35500-33	UXR2019.D	03/29/2014	22:31
MSA-SW45B-032714	240-35500-34	UXR2020.D	03/29/2014	22:53
MSA-SW45C-032714	240-35500-35	UXR2021.D	03/29/2014	23:16
MSA-SW45D-032714	240-35500-36	UXR2022.D	03/29/2014	23:39
EL-SW01A-032714	240-35500-37	UXR2023.D	03/30/2014	00:01
EL-SW01B-032714	240-35500-38	UXR2024.D	03/30/2014	00:24
EL-SW01C-032714	240-35500-39	UXR2025.D	03/30/2014	00:47
EL-SW01D-032714	240-35500-40	UXR2026.D	03/30/2014	01:09
MSA-SW42A-032714 MS	240-35500-21 MS	UXR2027.D	03/30/2014	01:32
MSA-SW42A-032714 MSD	240-35500-21 MSD	UXR2028.D	03/30/2014	01:55

FORM VII
GC/MS VOA CONTINUING CALIBRATION DATA

Lab Name: TestAmerica Canton Job No.: 240-35500-1

SDG No.:

Lab Sample ID: CCVIS 240-124485/2 Calibration Date: 03/29/2014 16:06

Instrument ID: A3UX17 Calib Start Date: 03/10/2014 13:22

GC Column: DB-624 ID: 0.18(mm) Calib End Date: 03/10/2014 15:15

Lab File ID: UXR2002.D Conc. Units: ng/uL Heated Purge: (Y/N) N

ANALYTE	CURVE TYPE	AVE RRF	RRF	MIN RRF	CALC AMOUNT	SPIKE AMOUNT	%D	MAX %D
Dichlorodifluoromethane	Ave	0.3384	0.3617		1.00	0.0100	6.9	50.0
Chloromethane	Ave	0.4004	0.3144	0.1000	1.00	0.0100	-21.5	50.0
Vinyl chloride	Ave	0.3805	0.3247		1.00	0.0100	-14.7	20.0
Butadiene	Ave	0.3615	0.2895		0.00801	0.0100	-19.9	50.0
Bromomethane	Ave	0.1460	0.1364		1.00	0.0100	-6.6	50.0
Chloroethane	Ave	0.1807	0.1365		1.00	0.0100	-24.4	50.0
Dichlorofluoromethane	Ave	0.3922	0.3896		2.00	0.0100	-0.7	50.0
Trichlorofluoromethane	Ave	0.3458	0.3791		1.00	0.0100	9.6	50.0
Ethyl ether	Ave	0.2390	0.1862		2.00	0.0100	-22.1	50.0
Acrolein	Ave	0.0340	0.0243		20.0	0.0500	-28.5	50.0
1,1-Dichloroethene	Ave	0.2460	0.2501		1.00	0.0100	1.7	20.0
1,1,2-Trichloro-1,2,2-trichfluoroethane	Ave	0.1992	0.2324		1.00	0.0100	16.7	50.0
Acetone	Lin1		0.0491		10.0	0.0200	-27.6	50.0
Iodomethane	Ave	0.3802	0.4358		1.00	0.0100	14.6	50.0
Carbon disulfide	Ave	0.7115	0.7050		1.00	0.0100	-0.9	50.0
3-Chloro-1-propene	Ave	0.1443	0.1394		2.00	0.0100	-3.4	50.0
Methyl acetate	Ave	0.1753	0.1233		10.0	0.0500	-29.7	50.0
Methylene Chloride	Ave	0.3115	0.2744		1.00	0.0100	-11.9	50.0
tert-Butyl alcohol	Ave	0.0149	0.0102		50.0	0.100	-31.9	50.0
Acrylonitrile	Ave	0.0930	0.0701		20.0	0.100	-24.7	50.0
Methyl tert-butyl ether	Ave	0.6503	0.5427		1.00	0.0100	-16.5	50.0
trans-1,2-Dichloroethene	Ave	0.2865	0.2774		1.00	0.0100	-3.2	50.0
Hexane	Ave	0.0716	0.0697		1.00	0.0100	-2.7	20.0
1,1-Dichloroethane	Ave	0.5011	0.4281	0.1000	1.00	0.0100	-14.6	50.0
Vinyl acetate	Lin1		0.2036		2.00	0.00960	-25.3	50.0
2,2-Dichloropropane	Ave	0.2556	0.2576		1.00	0.0100	0.8	50.0
2-Butanone	Ave	0.0979	0.0642		10.0	0.0200	-34.4	50.0
cis-1,2-Dichloroethene	Ave	0.3100	0.2957		1.00	0.0100	-4.6	50.0
Bromochloromethane	Ave	0.1374	0.1437		1.00	0.0100	4.6	50.0
Tetrahydrofuran	Ave	0.0615	0.0411		5.00	0.0200	-33.1	50.0
Chloroform	Ave	0.4577	0.4238		1.00	0.0100	-7.4	20.0
1,1,1-Trichloroethane	Ave	0.3324	0.3310		1.00	0.0100	-0.4	50.0
Cyclohexane	Ave	0.5040	0.4211		1.00	0.0100	-16.5	50.0
1,1-Dichloropropene	Ave	0.3660	0.3324		1.00	0.0100	-9.2	50.0
Carbon tetrachloride	Ave	0.2838	0.2954		1.00	0.0100	4.1	50.0
Isobutyl alcohol	Ave	0.0084	0.0047		50.0	0.250	-44.5	50.0
Benzene	Ave	1.246	1.115		1.00	0.0100	-10.5	50.0
1,2-Dichloroethane	Ave	0.3457	0.2906		1.00	0.0100	-16.0	50.0
n-Heptane	Ave	0.0671	0.0724		1.00	0.0100	7.9	50.0
Trichloroethene	Ave	0.2941	0.3183		1.00	0.0100	8.2	50.0

FORM VII
GC/MS VOA CONTINUING CALIBRATION DATA

Lab Name: TestAmerica Canton Job No.: 240-35500-1

SDG No.:

Lab Sample ID: CCVIS 240-124485/2 Calibration Date: 03/29/2014 16:06

Instrument ID: A3UX17 Calib Start Date: 03/10/2014 13:22

GC Column: DB-624 ID: 0.18(mm) Calib End Date: 03/10/2014 15:15

Lab File ID: UXR2002.D Conc. Units: ng/uL Heated Purge: (Y/N) N

ANALYTE	CURVE TYPE	AVE RRF	RRF	MIN RRF	CALC AMOUNT	SPIKE AMOUNT	%D	MAX %D
Methylcyclohexane	Ave	0.4653	0.4469		1.00	0.0100	-4.0	50.0
1,2-Dichloropropane	Ave	0.2864	0.2343		1.00	0.0100	-18.2	20.0
1,4-Dioxane	Ave	0.0024	0.0020		50.0	0.200	-16.1	50.0
Dibromomethane	Ave	0.1442	0.1376		1.00	0.0100	-4.6	50.0
Bromodichloromethane	Ave	0.2988	0.2800		1.00	0.0100	-6.3	50.0
2-Chloroethyl vinyl ether	Ave	0.1436	0.1186		10.0	0.0200	-17.4	50.0
cis-1,3-Dichloropropene	Ave	0.3516	0.3319		1.00	0.0100	-5.6	50.0
4-Methyl-2-pentanone	Ave	0.1886	0.1323		10.0	0.0200	-29.8	50.0
Toluene	Ave	1.653	1.471		1.00	0.0100	-11.0	20.0
trans-1,3-Dichloropropene	Lin1		0.3117		1.00	0.0100	-20.3	50.0
Ethyl methacrylate	Lin1		0.2909		1.00	0.0100	-27.6	50.0
1,1,2-Trichloroethane	Ave	0.3017	0.2657		1.00	0.0100	-11.9	50.0
Tetrachloroethene	Ave	0.3106	0.3374		1.00	0.0100	8.6	50.0
1,3-Dichloropropane	Ave	0.5587	0.4555		1.00	0.0100	-18.5	50.0
2-Hexanone	Ave	0.1665	0.1109		10.0	0.0200	-33.4	50.0
Dibromochloromethane	Ave	0.2511	0.2483		1.00	0.0100	-1.1	50.0
1,2-Dibromoethane	Ave	0.2706	0.2463		1.00	0.0100	-9.0	50.0
Chlorobenzene	Ave	1.049	0.998	0.3000	1.00	0.0100	-4.9	50.0
1,1,1,2-Tetrachloroethane	Ave	0.2989	0.3081		1.00	0.0100	3.1	50.0
Ethylbenzene	Ave	0.5594	0.5378		1.00	0.0100	-3.9	20.0
m-Xylene & p-Xylene	Ave	0.6865	0.6613		2.00	0.0100	-3.7	50.0
o-Xylene	Ave	0.6582	0.6430		1.00	0.0100	-2.3	50.0
Styrene	Ave	1.089	1.077		1.00	0.0100	-1.1	50.0
Bromoform	Ave	0.1406	0.1495	0.1000	1.00	0.0100	6.4	50.0
Isopropylbenzene	Ave	1.692	1.632		1.00	0.0100	-3.6	50.0
1,1,2,2-Tetrachloroethane	Ave	0.6462	0.4849	0.3000	1.00	0.0100	-25.0	50.0
Bromobenzene	Ave	0.7591	0.6969		1.00	0.0100	-8.2	50.0
1,2,3-Trichloropropane	Ave	0.2009	0.1542		1.00	0.0100	-23.3	50.0
trans-1,4-Dichloro-2-butene	Lin1		0.1025		1.00	0.0100	-33.4	50.0
n-Propylbenzene	Ave	0.8150	0.7537		1.00	0.0100	-7.5	50.0
2-Chlorotoluene	Ave	0.7022	0.6491		1.00	0.0100	-7.6	50.0
1,3,5-Trimethylbenzene	Ave	2.417	2.114		1.00	0.0100	-12.5	50.0
4-Chlorotoluene	Ave	0.7494	0.6924		1.00	0.0100	-7.6	50.0
tert-Butylbenzene	Ave	2.123	1.917		1.00	0.0100	-9.7	50.0
1,2,4-Trimethylbenzene	Ave	2.538	2.218		1.00	0.0100	-12.6	50.0
sec-Butylbenzene	Ave	2.968	2.590		1.00	0.0100	-12.7	50.0
1,3-Dichlorobenzene	Ave	1.518	1.397		1.00	0.0100	-8.0	50.0
p-Isopropyltoluene	Ave	2.512	2.328		1.00	0.0100	-7.3	50.0
1,4-Dichlorobenzene	Ave	1.557	1.419		1.00	0.0100	-8.9	50.0
n-Butylbenzene	Ave	2.166	1.799		1.00	0.0100	-16.9	50.0
1,2-Dichlorobenzene	Ave	1.448	1.326		1.00	0.0100	-8.4	50.0

FORM VII
GC/MS VOA CONTINUING CALIBRATION DATA

Lab Name: TestAmerica Canton Job No.: 240-35500-1

SDG No.:

Lab Sample ID: CCVIS 240-124485/2 Calibration Date: 03/29/2014 16:06

Instrument ID: A3UX17 Calib Start Date: 03/10/2014 13:22

GC Column: DB-624 ID: 0.18(mm) Calib End Date: 03/10/2014 15:15

Lab File ID: UXR2002.D Conc. Units: ng/uL Heated Purge: (Y/N) N

ANALYTE	CURVE TYPE	AVE RRF	RRF	MIN RRF	CALC AMOUNT	SPIKE AMOUNT	%D	MAX %D
1,2-Dibromo-3-Chloropropane	Lin1		0.0765		2.00	0.0100	-18.9	50.0
1,2,4-Trichlorobenzene	Ave	0.9162	0.8449		1.00	0.0100	-7.8	50.0
Hexachlorobutadiene	Ave	0.4080	0.3660		1.00	0.0100	-10.3	50.0
Naphthalene	Ave	1.861	1.480		1.00	0.0100	-20.5	50.0
1,2,3-Trichlorobenzene	Ave	0.8779	0.7889		1.00	0.0100	-10.1	50.0
Dibromofluoromethane (Surr)	Ave	0.2271	0.1989		0.00780	0.00891	-12.4	50.0
1,2-Dichloroethane-d4 (Surr)	Ave	0.2882	0.2086		0.00645	0.00891	-27.6	50.0
Toluene-d8 (Surr)	Ave	1.370	1.108		0.00721	0.00891	-19.1	50.0
4-Bromofluorobenzene (Surr)	Ave	0.4914	0.4174		0.00757	0.00891	-15.1	50.0

FORM VII
GC/MS VOA CONTINUING CALIBRATION DATA

Lab Name: TestAmerica Canton Job No.: 240-35500-1

SDG No.:

Lab Sample ID: CCV 240-124485/3 Calibration Date: 03/29/2014 16:28

Instrument ID: A3UX17 Calib Start Date: 03/10/2014 15:38

GC Column: DB-624 ID: 0.18(mm) Calib End Date: 03/10/2014 21:35

Lab File ID: UXR2003.D Conc. Units: ng/uL Heated Purge: (Y/N) N

ANALYTE	CURVE TYPE	AVE RRF	RRF	MIN RRF	CALC AMOUNT	SPIKE AMOUNT	%D	MAX %D
Acetonitrile	Ave	0.0350	0.0232		20.0	0.100	-33.7	50.0
Diisopropyl ether	Ave	0.2461	0.2221		10.0	0.0100	-9.8	50.0
2-Chloro-1,3-butadiene	Ave	0.4321	0.3569		2.00	0.0100	-17.4	50.0
Ethyl-t-butyl ether (ETBE)	Ave	0.7318	0.5752		5.00	0.0100	-21.4	50.0
Ethyl acetate	Ave	0.1472	0.1105		4.00	0.0200	-24.9	50.0
Propionitrile	Ave	0.0367	0.0284		4.00	0.100	-22.6	50.0
Methacrylonitrile	Ave	0.1566	0.1127		2.00	0.100	-28.1	50.0
Tert-amyl-methyl ether (TAME)	Ave	0.5739	0.4834		5.00	0.0100	-15.8	50.0
n-Butanol	Lin1		0.0040		50.0	0.250	-36.7	50.0
Ethyl acrylate	Ave	0.2678	0.2110		1.00	0.0100	-21.2	50.0
Methyl methacrylate	Ave	0.1968	0.1488		2.00	0.0200	-24.4	50.0
2-Nitropropane	Ave	0.0347	0.0270		2.00	0.0200	-22.1	50.0
Cyclohexanone	Ave	0.0124	0.0074		20.0	0.100	-40.7	50.0
Pentachloroethane	Ave	0.2019	0.2041		0.0202	0.0200	1.1	50.0
1,2,3-Trimethylbenzene	Ave	2.630	2.225		0.00846	0.0100	-15.4	50.0
Benzyl chloride	Qua		0.1114		1.00	0.0100	-7.6	50.0
1,3,5-Trichlorobenzene	Ave	1.062	1.036		1.00	0.0100	-2.5	50.0
2-Methylnaphthalene	Lin1		0.6654		5.00	0.0200	-44.5	50.0

FORM IV
GC/MS VOA METHOD BLANK SUMMARY

Lab Name: TestAmerica Canton Job No.: 240-35500-1

SDG No.:

Lab File ID: UXR2006.D Lab Sample ID: MB 240-124485/6

Matrix: Water Heated Purge:(Y/N) N

Instrument ID: A3UX17 Date Analyzed: 03/29/2014 17:36

GC Column: DB-624 ID: 0.18(mm)

THIS METHOD BLANK APPLIES TO THE FOLLOWING SAMPLES:

CLIENT SAMPLE ID	LAB SAMPLE ID	LAB FILE ID	DATE ANALYZED
	LCS 240-124485/4	UXR2004.D	03/29/2014 16:51
MSA-SW42A-032714	240-35500-21	UXR2007.D	03/29/2014 17:58
MSA-SW42B-032714	240-35500-22	UXR2008.D	03/29/2014 18:21
MSA-SW42C-032714	240-35500-23	UXR2009.D	03/29/2014 18:44
MSA-SW42D-032714	240-35500-24	UXR2010.D	03/29/2014 19:06
MSA-SW43A-032714	240-35500-25	UXR2011.D	03/29/2014 19:29
MSA-SW43B-032714	240-35500-26	UXR2012.D	03/29/2014 19:52
MSA-SW43C-032714	240-35500-27	UXR2013.D	03/29/2014 20:15
MSA-SW43D-032714	240-35500-28	UXR2014.D	03/29/2014 20:37
MSA-SW44A-032714	240-35500-29	UXR2015.D	03/29/2014 21:00
MSA-SW44B-032714	240-35500-30	UXR2016.D	03/29/2014 21:23
MSA-SW44C-032714	240-35500-31	UXR2017.D	03/29/2014 21:45
MSA-SW44D-032714	240-35500-32	UXR2018.D	03/29/2014 22:08
MSA-SW45A-032714	240-35500-33	UXR2019.D	03/29/2014 22:31
MSA-SW45B-032714	240-35500-34	UXR2020.D	03/29/2014 22:53
MSA-SW45C-032714	240-35500-35	UXR2021.D	03/29/2014 23:16
MSA-SW45D-032714	240-35500-36	UXR2022.D	03/29/2014 23:39
EL-SW01A-032714	240-35500-37	UXR2023.D	03/30/2014 00:01
EL-SW01B-032714	240-35500-38	UXR2024.D	03/30/2014 00:24
EL-SW01C-032714	240-35500-39	UXR2025.D	03/30/2014 00:47
EL-SW01D-032714	240-35500-40	UXR2026.D	03/30/2014 01:09
MSA-SW42A-032714 MS	240-35500-21 MS	UXR2027.D	03/30/2014 01:32
MSA-SW42A-032714 MSD	240-35500-21 MSD	UXR2028.D	03/30/2014 01:55

FORM I
GC/MS VOA ORGANICS ANALYSIS DATA SHEET

Lab Name: TestAmerica Canton Job No.: 240-35500-1

SDG No.:

Client Sample ID: Lab Sample ID: MB 240-124485/6

Matrix: Water Lab File ID: UXR2006.D

Analysis Method: 8260B Date Collected:

Sample wt/vol: 5(mL) Date Analyzed: 03/29/2014 17:36

Soil Aliquot Vol: Dilution Factor: 1

Soil Extract Vol.: GC Column: DB-624 ID: 0.18(mm)

% Moisture: Level: (low/med) Low

Analysis Batch No.: 124485 Units: ug/L

CAS NO.	COMPOUND NAME	RESULT	Q	RL	MDL
630-20-6	1,1,1,2-Tetrachloroethane	1.0	U	1.0	0.23
71-55-6	1,1,1-Trichloroethane	1.0	U	1.0	0.22
79-34-5	1,1,2,2-Tetrachloroethane	1.0	U	1.0	0.18
76-13-1	1,1,2-Trichloro-1,2,2-trichfluoroeth ane	1.0	U	1.0	0.28
75-34-3	1,1-Dichloroethane	1.0	U	1.0	0.15
75-35-4	1,1-Dichloroethene	1.0	U	1.0	0.19
563-58-6	1,1-Dichloropropene	1.0	U	1.0	0.13
87-61-6	1,2,3-Trichlorobenzene	1.0	U	1.0	0.17
96-18-4	1,2,3-Trichloropropane	1.0	U	1.0	0.43
526-73-8	1,2,3-Trimethylbenzene	5.0	U	5.0	0.0059
120-82-1	1,2,4-Trichlorobenzene	1.0	U	1.0	0.15
95-63-6	1,2,4-Trimethylbenzene	1.0	U	1.0	0.12
96-12-8	1,2-Dibromo-3-Chloropropane	5.0	U	5.0	0.67
106-93-4	1,2-Dibromoethane	1.0	U	1.0	0.24
95-50-1	1,2-Dichlorobenzene	1.0	U	1.0	0.13
107-06-2	1,2-Dichloroethane	1.0	U	1.0	0.22
78-87-5	1,2-Dichloropropane	1.0	U	1.0	0.18
541-73-1	1,3-Dichlorobenzene	1.0	U	1.0	0.14
142-28-9	1,3-Dichloropropane	1.0	U	1.0	0.16
106-46-7	1,4-Dichlorobenzene	1.0	U	1.0	0.13
594-20-7	2,2-Dichloropropane	1.0	U	1.0	0.13
78-93-3	2-Butanone	5.0	U	5.0	0.57
110-75-8	2-Chloroethyl vinyl ether	10	U	10	0.99
95-49-8	2-Chlorotoluene	1.0	U	1.0	0.11
591-78-6	2-Hexanone	5.0	U	5.0	0.41
106-43-4	4-Chlorotoluene	1.0	U	1.0	0.18
108-10-1	4-Methyl-2-pentanone	5.0	U	5.0	0.32
67-64-1	Acetone	5.0	U	5.0	1.1
71-43-2	Benzene	1.0	U	1.0	0.13
108-86-1	Bromobenzene	1.0	U	1.0	0.13
74-97-5	Bromochloromethane	1.0	U	1.0	0.29
75-27-4	Bromodichloromethane	1.0	U	1.0	0.15
75-25-2	Bromoform	1.0	U	1.0	0.64
74-83-9	Bromomethane	1.0	U	1.0	0.41
75-15-0	Carbon disulfide	1.0	U	1.0	0.13

FORM I
GC/MS VOA ORGANICS ANALYSIS DATA SHEET

Lab Name: TestAmerica Canton | Job No.: 240-35500-1

SDG No.:

Client Sample ID: | Lab Sample ID: MB 240-124485/6

Matrix: Water | Lab File ID: UXR2006.D

Analysis Method: 8260B | Date Collected:

Sample wt/vol: 5(mL) | Date Analyzed: 03/29/2014 17:36

Soil Aliquot Vol: | Dilution Factor: 1

Soil Extract Vol.: | GC Column: DB-624 ID: 0.18(mm)

% Moisture: | Level: (low/med) Low

Analysis Batch No.: 124485 | Units: ug/L

CAS NO.	COMPOUND NAME	RESULT	Q	RL	MDL
56-23-5	Carbon tetrachloride	1.0	U	1.0	0.13
108-90-7	Chlorobenzene	1.0	U	1.0	0.15
75-00-3	Chloroethane	1.0	U	1.0	0.29
67-66-3	Chloroform	1.0	U	1.0	0.16
74-87-3	Chloromethane	1.0	U	1.0	0.30
156-59-2	cis-1,2-Dichloroethene	1.0	U	1.0	0.17
10061-01-5	cis-1,3-Dichloropropene	1.0	U	1.0	0.14
124-48-1	Dibromochloromethane	1.0	U	1.0	0.18
74-95-3	Dibromomethane	1.0	U	1.0	0.28
75-71-8	Dichlorodifluoromethane	1.0	U	1.0	0.31
108-20-3	Diisopropyl ether	5.0	U	5.0	1.5
100-41-4	Ethylbenzene	1.0	U	1.0	0.17
637-92-3	Ethyl-t-butyl ether (ETBE)	5.0	U	5.0	0.11
87-68-3	Hexachlorobutadiene	1.0	U	1.0	0.30
98-82-8	Isopropylbenzene	1.0	U	1.0	0.13
1634-04-4	Methyl tert-butyl ether	1.0	U	1.0	0.17
75-09-2	Methylene Chloride	1.0	U	1.0	0.33
179601-23-1	m-Xylene & p-Xylene	2.0	U	2.0	0.24
91-20-3	Naphthalene	1.0	U	1.0	0.24
104-51-8	n-Butylbenzene	1.0	U	1.0	0.12
103-65-1	n-Propylbenzene	1.0	U	1.0	0.14
95-47-6	o-Xylene	1.0	U	1.0	0.14
99-87-6	p-Isopropyltoluene	1.0	U	1.0	0.12
135-98-8	sec-Butylbenzene	1.0	U	1.0	0.13
100-42-5	Styrene	1.0	U	1.0	0.11
994-05-8	Tert-amyl-methyl ether (TAME)	5.0	U	5.0	0.067
75-65-0	tert-Butyl alcohol	20	U	20	3.9
98-06-6	tert-Butylbenzene	1.0	U	1.0	0.13
127-18-4	Tetrachloroethene	1.0	U	1.0	0.29
108-88-3	Toluene	1.0	U	1.0	0.13
156-60-5	trans-1,2-Dichloroethene	1.0	U	1.0	0.19
10061-02-6	trans-1,3-Dichloropropene	1.0	U	1.0	0.19
79-01-6	Trichloroethene	1.0	U	1.0	0.17
75-69-4	Trichlorofluoromethane	1.0	U	1.0	0.21
108-05-4	Vinyl acetate	2.0	U	2.0	0.19
75-01-4	Vinyl chloride	0.50	U	0.50	0.22

FORM I
GC/MS VOA ORGANICS ANALYSIS DATA SHEET

Lab Name: TestAmerica Canton | Job No.: 240-35500-1

SDG No.:

Client Sample ID: | Lab Sample ID: MB 240-124485/6

Matrix: Water | Lab File ID: UXR2006.D

Analysis Method: 8260B | Date Collected:

Sample wt/vol: 5(mL) | Date Analyzed: 03/29/2014 17:36

Soil Aliquot Vol: | Dilution Factor: 1

Soil Extract Vol.: | GC Column: DB-624 ID: 0.18(mm)

% Moisture: | Level: (low/med) Low

Analysis Batch No.: 124485 | Units: ug/L

CAS NO.	COMPOUND NAME	RESULT	Q	RL	MDL
1330-20-7	Xylenes, Total	2.0	U	2.0	0.14

CAS NO.	SURROGATE	%REC	Q	LIMITS
17060-07-0	1,2-Dichloroethane-d4 (Surr)	84		63-129
460-00-4	4-Bromofluorobenzene (Surr)	84		66-120
1868-53-7	Dibromofluoromethane (Surr)	99		75-121
2037-26-5	Toluene-d8 (Surr)	83		74-120

FORM V
GC/MS VOA INSTRUMENT PERFORMANCE CHECK
BROMOFLUOROBENZENE (BFB)

Lab Name: TestAmerica Canton Job No.: 240-35500-1

SDG No.:

Lab File ID: BFB056.D BFB Injection Date: 03/30/2014

Instrument ID: A3UX17 BFB Injection Time: 16:17

Analysis Batch No.: 124502

M/E	ION ABUNDANCE CRITERIA	% RELATIVE ABUNDANCE	
50	15.0 - 40.0 % of mass 95	15.2	
75	30.0 - 60.0 % of mass 95	43.1	
95	Base Peak, 100% relative abundance	100.0	
96	5.0 - 9.0 % of mass 95	6.5	
173	Less than 2.0 % of mass 174	0.5	(0.4)1
174	50.0 - 120.00 % of mass 95	108.8	
175	5.0 - 9.0 % of mass 174	7.4	(6.8)1
176	95.0 - 101.0 % of mass 174	103.9	(95.5)1
177	5.0 - 9.0 % of mass 176	6.9	(6.7)2

1-Value is % mass 174 2-Value is % mass 176

THIS CHECK APPLIES TO THE FOLLOWING SAMPLES, MS, MSD, BLANKS AND STANDARDS:

CLIENT SAMPLE ID	LAB SAMPLE ID	LAB FILE ID	DATE ANALYZED	TIME ANALYZED
	CCVIS 240-124502/2	UXR2029.D	03/30/2014	16:43
	CCV 240-124502/3	UXR2030.D	03/30/2014	17:05
	LCS 240-124502/4	UXR2031.D	03/30/2014	17:28
	MB 240-124502/6	UXR2033.D	03/30/2014	18:14
TB-032714	240-35500-41	UXR2034.D	03/30/2014	18:36
	240-35332-D-21 MS	UXR2054.D	03/31/2014	02:08
	240-35332-E-21 MSD	UXR2055.D	03/31/2014	02:31

FORM VII
GC/MS VOA CONTINUING CALIBRATION DATA

Lab Name: TestAmerica Canton Job No.: 240-35500-1

SDG No.:

Lab Sample ID: CCVIS 240-124502/2 Calibration Date: 03/30/2014 16:43

Instrument ID: A3UX17 Calib Start Date: 03/10/2014 13:22

GC Column: DB-624 ID: 0.18(mm) Calib End Date: 03/10/2014 15:15

Lab File ID: UXR2029.D Conc. Units: ng/uL Heated Purge: (Y/N) N

ANALYTE	CURVE TYPE	AVE RRF	RRF	MIN RRF	CALC AMOUNT	SPIKE AMOUNT	%D	MAX %D
Dichlorodifluoromethane	Ave	0.3384	0.3921		1.00	0.0100	15.9	50.0
Chloromethane	Ave	0.4004	0.3347	0.1000	1.00	0.0100	-16.4	50.0
Vinyl chloride	Ave	0.3805	0.3437		1.00	0.0100	-9.7	20.0
Butadiene	Ave	0.3615	0.2966		0.00821	0.0100	-17.9	50.0
Bromomethane	Ave	0.1460	0.1558		1.00	0.0100	6.7	50.0
Chloroethane	Ave	0.1807	0.1511		1.00	0.0100	-16.4	50.0
Dichlorofluoromethane	Ave	0.3922	0.4078		2.00	0.0100	4.0	50.0
Trichlorofluoromethane	Ave	0.3458	0.3940		1.00	0.0100	13.9	50.0
Ethyl ether	Ave	0.2390	0.1975		2.00	0.0100	-17.4	50.0
Acrolein	Ave	0.0340	0.0255		20.0	0.0500	-25.1	50.0
1,1-Dichloroethene	Ave	0.2460	0.2692		1.00	0.0100	9.4	20.0
1,1,2-Trichloro-1,2,2-trichfluoroethane	Ave	0.1992	0.2581		1.00	0.0100	29.6	50.0
Acetone	Lin1		0.0540		10.0	0.0200	-19.8	50.0
Iodomethane	Ave	0.3802	0.4636		1.00	0.0100	21.9	50.0
Carbon disulfide	Ave	0.7115	0.7505		1.00	0.0100	5.5	50.0
3-Chloro-1-propene	Ave	0.1443	0.1452		2.00	0.0100	0.6	50.0
Methyl acetate	Ave	0.1753	0.1343		10.0	0.0500	-23.4	50.0
Methylene Chloride	Ave	0.3115	0.2983		1.00	0.0100	-4.2	50.0
tert-Butyl alcohol	Ave	0.0149	0.0109		50.0	0.100	-27.2	50.0
Acrylonitrile	Ave	0.0930	0.0770		20.0	0.100	-17.2	50.0
Methyl tert-butyl ether	Ave	0.6503	0.5879		1.00	0.0100	-9.6	50.0
trans-1,2-Dichloroethene	Ave	0.2865	0.3048		1.00	0.0100	6.4	50.0
Hexane	Ave	0.0716	0.0799		1.00	0.0100	11.7	20.0
1,1-Dichloroethane	Ave	0.5011	0.4554	0.1000	1.00	0.0100	-9.1	50.0
Vinyl acetate	Lin1		0.2155		2.00	0.00960	-21.2	50.0
2,2-Dichloropropane	Ave	0.2556	0.2642		1.00	0.0100	3.3	50.0
2-Butanone	Ave	0.0979	0.0718		10.0	0.0200	-26.6	50.0
cis-1,2-Dichloroethene	Ave	0.3100	0.3163		1.00	0.0100	2.0	50.0
Bromochloromethane	Ave	0.1374	0.1583		1.00	0.0100	15.3	50.0
Tetrahydrofuran	Ave	0.0615	0.0429		5.00	0.0200	-30.2	50.0
Chloroform	Ave	0.4577	0.4492		1.00	0.0100	-1.9	20.0
1,1,1-Trichloroethane	Ave	0.3324	0.3495		1.00	0.0100	5.2	50.0
Cyclohexane	Ave	0.5040	0.4484		1.00	0.0100	-11.0	50.0
1,1-Dichloropropene	Ave	0.3660	0.3522		1.00	0.0100	-3.8	50.0
Carbon tetrachloride	Ave	0.2838	0.3130		1.00	0.0100	10.3	50.0
Isobutyl alcohol	Ave	0.0084	0.0053		50.0	0.250	-36.7	50.0
Benzene	Ave	1.246	1.186		1.00	0.0100	-4.8	50.0
1,2-Dichloroethane	Ave	0.3457	0.3227		1.00	0.0100	-6.7	50.0
n-Heptane	Ave	0.0671	0.0778		1.00	0.0100	16.0	50.0
Trichloroethene	Ave	0.2941	0.3362		1.00	0.0100	14.3	50.0

FORM VII
GC/MS VOA CONTINUING CALIBRATION DATA

Lab Name: TestAmerica Canton Job No.: 240-35500-1

SDG No.:

Lab Sample ID: CCVIS 240-124502/2 Calibration Date: 03/30/2014 16:43

Instrument ID: A3UX17 Calib Start Date: 03/10/2014 13:22

GC Column: DB-624 ID: 0.18(mm) Calib End Date: 03/10/2014 15:15

Lab File ID: UXR2029.D Conc. Units: ng/uL Heated Purge: (Y/N) N

ANALYTE	CURVE TYPE	AVE RRF	RRF	MIN RRF	CALC AMOUNT	SPIKE AMOUNT	%D	MAX %D
Methylcyclohexane	Ave	0.4653	0.4798		1.00	0.0100	3.1	50.0
1,2-Dichloropropane	Ave	0.2864	0.2523		1.00	0.0100	-11.9	20.0
1,4-Dioxane	Ave	0.0024	0.0022		50.0	0.200	-8.2	50.0
Dibromomethane	Ave	0.1442	0.1463		1.00	0.0100	1.4	50.0
Bromodichloromethane	Ave	0.2988	0.3022		1.00	0.0100	1.2	50.0
2-Chloroethyl vinyl ether	Ave	0.1436	0.1280		10.0	0.0200	-10.9	50.0
cis-1,3-Dichloropropene	Ave	0.3516	0.3512		1.00	0.0100	-0.0	50.0
4-Methyl-2-pentanone	Ave	0.1886	0.1473		10.0	0.0200	-21.9	50.0
Toluene	Ave	1.653	1.561		1.00	0.0100	-5.6	20.0
trans-1,3-Dichloropropene	Lin1		0.3268		1.00	0.0100	-16.6	50.0
Ethyl methacrylate	Lin1		0.3365		1.00	0.0100	-16.6	50.0
1,1,2-Trichloroethane	Ave	0.3017	0.2833		1.00	0.0100	-6.1	50.0
Tetrachloroethene	Ave	0.3106	0.3487		1.00	0.0100	12.3	50.0
1,3-Dichloropropane	Ave	0.5587	0.4966		1.00	0.0100	-11.1	50.0
2-Hexanone	Ave	0.1665	0.1229		10.0	0.0200	-26.2	50.0
Dibromochloromethane	Ave	0.2511	0.2731		1.00	0.0100	8.7	50.0
1,2-Dibromoethane	Ave	0.2706	0.2690		1.00	0.0100	-0.6	50.0
Chlorobenzene	Ave	1.049	1.074	0.3000	1.00	0.0100	2.4	50.0
1,1,1,2-Tetrachloroethane	Ave	0.2989	0.3234		1.00	0.0100	8.2	50.0
Ethylbenzene	Ave	0.5594	0.5779		1.00	0.0100	3.3	20.0
m-Xylene & p-Xylene	Ave	0.6865	0.7084		2.00	0.0100	3.2	50.0
o-Xylene	Ave	0.6582	0.6866		1.00	0.0100	4.3	50.0
Styrene	Ave	1.089	1.161		1.00	0.0100	6.6	50.0
Bromoform	Ave	0.1406	0.1674	0.1000	1.00	0.0100	19.1	50.0
Isopropylbenzene	Ave	1.692	1.733		1.00	0.0100	2.4	50.0
1,1,2,2-Tetrachloroethane	Ave	0.6462	0.5251	0.3000	1.00	0.0100	-18.7	50.0
Bromobenzene	Ave	0.7591	0.7563		1.00	0.0100	-0.4	50.0
1,2,3-Trichloropropane	Ave	0.2009	0.1768		1.00	0.0100	-12.0	50.0
trans-1,4-Dichloro-2-butene	Lin1		0.1267		1.00	0.0100	-18.4	50.0
n-Propylbenzene	Ave	0.8150	0.8249		1.00	0.0100	1.2	50.0
2-Chlorotoluene	Ave	0.7022	0.7001		1.00	0.0100	-0.3	50.0
1,3,5-Trimethylbenzene	Ave	2.417	2.288		1.00	0.0100	-5.3	50.0
4-Chlorotoluene	Ave	0.7494	0.7387		1.00	0.0100	-1.4	50.0
tert-Butylbenzene	Ave	2.123	1.973		1.00	0.0100	-7.0	50.0
1,2,4-Trimethylbenzene	Ave	2.538	2.381		1.00	0.0100	-6.2	50.0
sec-Butylbenzene	Ave	2.968	2.764		1.00	0.0100	-6.9	50.0
1,3-Dichlorobenzene	Ave	1.518	1.479		1.00	0.0100	-2.6	50.0
p-Isopropyltoluene	Ave	2.512	2.481		1.00	0.0100	-1.2	50.0
1,4-Dichlorobenzene	Ave	1.557	1.513		1.00	0.0100	-2.8	50.0
n-Butylbenzene	Ave	2.166	1.933		1.00	0.0100	-10.8	50.0
1,2-Dichlorobenzene	Ave	1.448	1.414		1.00	0.0100	-2.3	50.0

FORM VII
GC/MS VOA CONTINUING CALIBRATION DATA

Lab Name: TestAmerica Canton Job No.: 240-35500-1

SDG No.:

Lab Sample ID: CCVIS 240-124502/2 Calibration Date: 03/30/2014 16:43

Instrument ID: A3UX17 Calib Start Date: 03/10/2014 13:22

GC Column: DB-624 ID: 0.18(mm) Calib End Date: 03/10/2014 15:15

Lab File ID: UXR2029.D Conc. Units: ng/uL Heated Purge: (Y/N) N

ANALYTE	CURVE TYPE	AVE RRF	RRF	MIN RRF	CALC AMOUNT	SPIKE AMOUNT	%D	MAX %D
1,2-Dibromo-3-Chloropropane	Lin1		0.0853		2.00	0.0100	-9.8	50.0
1,2,4-Trichlorobenzene	Ave	0.9162	0.9107		1.00	0.0100	-0.6	50.0
Hexachlorobutadiene	Ave	0.4080	0.4011		1.00	0.0100	-1.7	50.0
Naphthalene	Ave	1.861	1.566		1.00	0.0100	-15.9	50.0
1,2,3-Trichlorobenzene	Ave	0.8779	0.8288		1.00	0.0100	-5.6	50.0
Dibromofluoromethane (Surr)	Ave	0.2271	0.2129		0.00835	0.00891	-6.3	50.0
1,2-Dichloroethane-d4 (Surr)	Ave	0.2882	0.2219		0.00686	0.00891	-23.0	50.0
Toluene-d8 (Surr)	Ave	1.370	1.156		0.00752	0.00891	-15.6	50.0
4-Bromofluorobenzene (Surr)	Ave	0.4914	0.4452		0.00807	0.00891	-9.4	50.0

FORM VII
GC/MS VOA CONTINUING CALIBRATION DATA

Lab Name: TestAmerica Canton Job No.: 240-35500-1

SDG No.:

Lab Sample ID: CCV 240-124502/3 Calibration Date: 03/30/2014 17:05

Instrument ID: A3UX17 Calib Start Date: 03/10/2014 15:38

GC Column: DB-624 ID: 0.18(mm) Calib End Date: 03/10/2014 21:35

Lab File ID: UXR2030.D Conc. Units: ng/uL Heated Purge: (Y/N) N

ANALYTE	CURVE TYPE	AVE RRF	RRF	MIN RRF	CALC AMOUNT	SPIKE AMOUNT	%D	MAX %D
Acetonitrile	Ave	0.0350	0.0246		20.0	0.100	-29.9	50.0
Diisopropyl ether	Ave	0.2461	0.2294		10.0	0.0100	-6.8	50.0
2-Chloro-1,3-butadiene	Ave	0.4321	0.3696		2.00	0.0100	-14.5	50.0
Ethyl-t-butyl ether (ETBE)	Ave	0.7318	0.5974		5.00	0.0100	-18.4	50.0
Ethyl acetate	Ave	0.1472	0.1112		4.00	0.0200	-24.4	50.0
Propionitrile	Ave	0.0367	0.0287		4.00	0.100	-21.8	50.0
Methacrylonitrile	Ave	0.1566	0.1154		2.00	0.100	-26.3	50.0
Tert-amyl-methyl ether (TAME)	Ave	0.5739	0.4999		5.00	0.0100	-12.9	50.0
n-Butanol	Lin1		0.0041		50.0	0.250	-36.1	50.0
Ethyl acrylate	Ave	0.2678	0.2141		1.00	0.0100	-20.0	50.0
Methyl methacrylate	Ave	0.1968	0.1494		2.00	0.0200	-24.1	50.0
2-Nitropropane	Ave	0.0347	0.0280		2.00	0.0200	-19.3	50.0
Cyclohexanone	Ave	0.0124	0.0070		20.0	0.100	-44.1	50.0
Pentachloroethane	Ave	0.2019	0.2105		0.0209	0.0200	4.3	50.0
1,2,3-Trimethylbenzene	Ave	2.630	2.285		0.00869	0.0100	-13.1	50.0
Benzyl chloride	Qua		0.1120		1.00	0.0100	-7.2	50.0
1,3,5-Trichlorobenzene	Ave	1.062	1.039		1.00	0.0100	-2.2	50.0
2-Methylnaphthalene	Lin1		0.6593		5.00	0.0200	-45.0	50.0

FORM IV
GC/MS VOA METHOD BLANK SUMMARY

Lab Name: TestAmerica Canton Job No.: 240-35500-1

SDG No.:

Lab File ID: UXR2033.D Lab Sample ID: MB 240-124502/6

Matrix: Water Heated Purge:(Y/N) N

Instrument ID: A3UX17 Date Analyzed: 03/30/2014 18:14

GC Column: DB-624 ID: 0.18(mm)

THIS METHOD BLANK APPLIES TO THE FOLLOWING SAMPLES:

CLIENT SAMPLE ID	LAB SAMPLE ID	LAB FILE ID	DATE ANALYZED
	LCS 240-124502/4	UXR2031.D	03/30/2014 17:28
TB-032714	240-35500-41	UXR2034.D	03/30/2014 18:36
	240-35332-D-21 MS	UXR2054.D	03/31/2014 02:08
	240-35332-E-21 MSD	UXR2055.D	03/31/2014 02:31

FORM I
GC/MS VOA ORGANICS ANALYSIS DATA SHEET

Lab Name: TestAmerica Canton | Job No.: 240-35500-1

SDG No.:

Client Sample ID: | Lab Sample ID: MB 240-124502/6

Matrix: Water | Lab File ID: UXR2033.D

Analysis Method: 8260B | Date Collected:

Sample wt/vol: 5(mL) | Date Analyzed: 03/30/2014 18:14

Soil Aliquot Vol: | Dilution Factor: 1

Soil Extract Vol.: | GC Column: DB-624 ID: 0.18(mm)

% Moisture: | Level: (low/med) Low

Analysis Batch No.: 124502 | Units: ug/L

CAS NO.	COMPOUND NAME	RESULT	Q	RL	MDL
630-20-6	1,1,1,2-Tetrachloroethane	1.0	U	1.0	0.23
71-55-6	1,1,1-Trichloroethane	1.0	U	1.0	0.22
79-34-5	1,1,2,2-Tetrachloroethane	1.0	U	1.0	0.18
76-13-1	1,1,2-Trichloro-1,2,2-trichfluoroeth ane	1.0	U	1.0	0.28
75-34-3	1,1-Dichloroethane	1.0	U	1.0	0.15
75-35-4	1,1-Dichloroethene	1.0	U	1.0	0.19
563-58-6	1,1-Dichloropropene	1.0	U	1.0	0.13
87-61-6	1,2,3-Trichlorobenzene	1.0	U	1.0	0.17
96-18-4	1,2,3-Trichloropropane	1.0	U	1.0	0.43
526-73-8	1,2,3-Trimethylbenzene	5.0	U	5.0	0.0059
120-82-1	1,2,4-Trichlorobenzene	1.0	U	1.0	0.15
95-63-6	1,2,4-Trimethylbenzene	1.0	U	1.0	0.12
96-12-8	1,2-Dibromo-3-Chloropropane	5.0	U	5.0	0.67
106-93-4	1,2-Dibromoethane	1.0	U	1.0	0.24
95-50-1	1,2-Dichlorobenzene	1.0	U	1.0	0.13
107-06-2	1,2-Dichloroethane	1.0	U	1.0	0.22
78-87-5	1,2-Dichloropropane	1.0	U	1.0	0.18
541-73-1	1,3-Dichlorobenzene	1.0	U	1.0	0.14
142-28-9	1,3-Dichloropropane	1.0	U	1.0	0.16
106-46-7	1,4-Dichlorobenzene	1.0	U	1.0	0.13
594-20-7	2,2-Dichloropropane	1.0	U	1.0	0.13
78-93-3	2-Butanone	5.0	U	5.0	0.57
110-75-8	2-Chloroethyl vinyl ether	10	U	10	0.99
95-49-8	2-Chlorotoluene	1.0	U	1.0	0.11
591-78-6	2-Hexanone	5.0	U	5.0	0.41
106-43-4	4-Chlorotoluene	1.0	U	1.0	0.18
108-10-1	4-Methyl-2-pentanone	5.0	U	5.0	0.32
67-64-1	Acetone	5.0	U	5.0	1.1
71-43-2	Benzene	1.0	U	1.0	0.13
108-86-1	Bromobenzene	1.0	U	1.0	0.13
74-97-5	Bromochloromethane	1.0	U	1.0	0.29
75-27-4	Bromodichloromethane	1.0	U	1.0	0.15
75-25-2	Bromoform	1.0	U	1.0	0.64
74-83-9	Bromomethane	1.0	U	1.0	0.41
75-15-0	Carbon disulfide	1.0	U	1.0	0.13

FORM I
GC/MS VOA ORGANICS ANALYSIS DATA SHEET

Lab Name: TestAmerica Canton | Job No.: 240-35500-1

SDG No.:

Client Sample ID: | Lab Sample ID: MB 240-124502/6

Matrix: Water | Lab File ID: UXR2033.D

Analysis Method: 8260B | Date Collected:

Sample wt/vol: 5(mL) | Date Analyzed: 03/30/2014 18:14

Soil Aliquot Vol: | Dilution Factor: 1

Soil Extract Vol.: | GC Column: DB-624 ID: 0.18(mm)

% Moisture: | Level: (low/med) Low

Analysis Batch No.: 124502 | Units: ug/L

CAS NO.	COMPOUND NAME	RESULT	Q	RL	MDL
56-23-5	Carbon tetrachloride	1.0	U	1.0	0.13
108-90-7	Chlorobenzene	1.0	U	1.0	0.15
75-00-3	Chloroethane	1.0	U	1.0	0.29
67-66-3	Chloroform	1.0	U	1.0	0.16
74-87-3	Chloromethane	1.0	U	1.0	0.30
156-59-2	cis-1,2-Dichloroethene	1.0	U	1.0	0.17
10061-01-5	cis-1,3-Dichloropropene	1.0	U	1.0	0.14
124-48-1	Dibromochloromethane	1.0	U	1.0	0.18
74-95-3	Dibromomethane	1.0	U	1.0	0.28
75-71-8	Dichlorodifluoromethane	1.0	U	1.0	0.31
108-20-3	Diisopropyl ether	5.0	U	5.0	1.5
100-41-4	Ethylbenzene	1.0	U	1.0	0.17
637-92-3	Ethyl-t-butyl ether (ETBE)	5.0	U	5.0	0.11
87-68-3	Hexachlorobutadiene	1.0	U	1.0	0.30
98-82-8	Isopropylbenzene	1.0	U	1.0	0.13
1634-04-4	Methyl tert-butyl ether	1.0	U	1.0	0.17
75-09-2	Methylene Chloride	1.0	U	1.0	0.33
179601-23-1	m-Xylene & p-Xylene	2.0	U	2.0	0.24
91-20-3	Naphthalene	1.0	U	1.0	0.24
104-51-8	n-Butylbenzene	1.0	U	1.0	0.12
103-65-1	n-Propylbenzene	1.0	U	1.0	0.14
95-47-6	o-Xylene	1.0	U	1.0	0.14
99-87-6	p-Isopropyltoluene	1.0	U	1.0	0.12
135-98-8	sec-Butylbenzene	1.0	U	1.0	0.13
100-42-5	Styrene	1.0	U	1.0	0.11
994-05-8	Tert-amyl-methyl ether (TAME)	5.0	U	5.0	0.067
75-65-0	tert-Butyl alcohol	20	U	20	3.9
98-06-6	tert-Butylbenzene	1.0	U	1.0	0.13
127-18-4	Tetrachloroethene	1.0	U	1.0	0.29
108-88-3	Toluene	1.0	U	1.0	0.13
156-60-5	trans-1,2-Dichloroethene	1.0	U	1.0	0.19
10061-02-6	trans-1,3-Dichloropropene	1.0	U	1.0	0.19
79-01-6	Trichloroethene	1.0	U	1.0	0.17
75-69-4	Trichlorofluoromethane	1.0	U	1.0	0.21
108-05-4	Vinyl acetate	2.0	U	2.0	0.19
75-01-4	Vinyl chloride	0.50	U	0.50	0.22

FORM I
GC/MS VOA ORGANICS ANALYSIS DATA SHEET

Lab Name: TestAmerica Canton | Job No.: 240-35500-1

SDG No.:

Client Sample ID: | Lab Sample ID: MB 240-124502/6

Matrix: Water | Lab File ID: UXR2033.D

Analysis Method: 8260B | Date Collected:

Sample wt/vol: 5(mL) | Date Analyzed: 03/30/2014 18:14

Soil Aliquot Vol: | Dilution Factor: 1

Soil Extract Vol.: | GC Column: DB-624 ID: 0.18(mm)

% Moisture: | Level: (low/med) Low

Analysis Batch No.: 124502 | Units: ug/L

CAS NO.	COMPOUND NAME	RESULT	Q	RL	MDL
1330-20-7	Xylenes, Total	2.0	U	2.0	0.14

CAS NO.	SURROGATE	%REC	Q	LIMITS
17060-07-0	1,2-Dichloroethane-d4 (Surr)	83		63-129
460-00-4	4-Bromofluorobenzene (Surr)	85		66-120
1868-53-7	Dibromofluoromethane (Surr)	98		75-121
2037-26-5	Toluene-d8 (Surr)	82		74-120

FORM II
GC/MS VOA SURROGATE RECOVERY

Lab Name: TestAmerica Canton Job No.: 240-35500-1

SDG No.:

Matrix: Water Level: Low

GC Column (1): DB-624 ID: 0.18 (mm)

Client Sample ID	Lab Sample ID	DBFM #	DCA #	TOL #	BFB #
MSA-SW37A-032714	240-35500-1	87	74	76	75
MSA-SW37B-032714	240-35500-2	97	83	81	82
MSA-SW37C-032714	240-35500-3	94	81	81	82
MSA-SW37D-032714	240-35500-4	93	79	78	79
MSA-SW38A-032714	240-35500-5	102	87	86	90
MSA-SW38B-032714	240-35500-6	93	79	75	77
MSA-SW38C-032714	240-35500-7	100	87	85	88
MSA-SW38D-032714	240-35500-8	94	78	76	77
MSA-SW39A-032714	240-35500-9	98	85	81	86
MSA-SW39B-032714	240-35500-10	96	83	81	82
MSA-SW39C-032714	240-35500-11	100	88	83	84
MSA-SW39D-032714	240-35500-12	100	85	80	84
MSA-SW40A-032714	240-35500-13	96	84	79	84
MSA-SW40B-032714	240-35500-14	96	83	80	79
MSA-SW40C-032714	240-35500-15	98	84	78	81
MSA-SW40D-032714	240-35500-16	103	85	82	84
MSA-SW41A-032714	240-35500-17	91	80	77	78
MSA-SW41B-032714	240-35500-18	99	83	80	81
MSA-SW41C-032714	240-35500-19	103	90	83	84
MSA-SW41D-032714	240-35500-20	101	87	81	82
MSA-SW42A-032714	240-35500-21	98	82	82	85
MSA-SW42B-032714	240-35500-22	96	85	82	83
MSA-SW42C-032714	240-35500-23	99	83	81	83
MSA-SW42D-032714	240-35500-24	97	84	80	82
MSA-SW43A-032714	240-35500-25	103	89	86	88
MSA-SW43B-032714	240-35500-26	103	89	84	84
MSA-SW43C-032714	240-35500-27	97	86	80	81
MSA-SW43D-032714	240-35500-28	99	86	82	84
MSA-SW44A-032714	240-35500-29	98	83	78	81
MSA-SW44B-032714	240-35500-30	106	90	83	87
MSA-SW44C-032714	240-35500-31	102	86	81	83
MSA-SW44D-032714	240-35500-32	99	87	79	81
MSA-SW45A-032714	240-35500-33	100	84	79	81
MSA-SW45B-032714	240-35500-34	96	83	76	76
MSA-SW45C-032714	240-35500-35	98	84	78	79

	QC LIMITS
DBFM = Dibromofluoromethane (Surr)	75-121
DCA = 1,2-Dichloroethane-d4 (Surr)	63-129
TOL = Toluene-d8 (Surr)	74-120
BFB = 4-Bromofluorobenzene (Surr)	66-120

Column to be used to flag recovery values

FORM II 8260B

FORM II
GC/MS VOA SURROGATE RECOVERY

Lab Name: TestAmerica Canton Job No.: 240-35500-1

SDG No.:

Matrix: Water Level: Low

GC Column (1): DB-624 ID: 0.18 (mm)

Client Sample ID	Lab Sample ID	DBFM #	DCA #	TOL #	BFB #
MSA-SW45D-032714	240-35500-36	101	88	83	83
EL-SW01A-032714	240-35500-37	101	86	79	83
EL-SW01B-032714	240-35500-38	99	86	79	83
EL-SW01C-032714	240-35500-39	102	87	82	83
EL-SW01D-032714	240-35500-40	109	92	87	86
TB-032714	240-35500-41	96	85	82	83
	MB 240-124403/6	99	86	84	85
	MB 240-124485/6	99	84	83	84
	MB 240-124502/6	98	83	82	85
	LCS 240-124403/4	94	79	87	95
	LCS 240-124485/4	90	73	81	85
	LCS 240-124502/4	94	79	87	93
MSA-SW37A-032714 MS	240-35500-1 MS	93	74	81	88
MSA-SW42A-032714 MS	240-35500-21 MS	97	82	87	92
	240-35332-D-21 MS	96	79	85	92
MSA-SW37A-032714 MSD	240-35500-1 MSD	100	80	87	94
MSA-SW42A-032714 MSD	240-35500-21 MSD	97	79	86	92
	240-35332-E-21 MSD	92	75	81	87

	QC LIMITS
DBFM = Dibromofluoromethane (Surr)	75-121
DCA = 1,2-Dichloroethane-d4 (Surr)	63-129
TOL = Toluene-d8 (Surr)	74-120
BFB = 4-Bromofluorobenzene (Surr)	66-120

Column to be used to flag recovery values

FORM II 8260B

FORM III
GC/MS VOA LAB CONTROL SAMPLE RECOVERY

Lab Name: TestAmerica Canton Job No.: 240-35500-1

SDG No.:

Matrix: Water Level: Low Lab File ID: UXR1977.D

Lab ID: LCS 240-124403/4 Client ID:

COMPOUND	SPIKE ADDED (ug/L)	LCS CONCENTRATION (ug/L)	LCS % REC	QC LIMITS REC	#
1,1,1,2-Tetrachloroethane	10.0	10.5	105	72-120	
1,1,1-Trichloroethane	10.0	10.5	105	74-120	
1,1,2,2-Tetrachloroethane	10.0	8.33	83	68-120	
1,1,2-Trichloro-1,2,2-trichfluoroethane	10.0	12.3	123	74-151	
1,1-Dichloroethane	10.0	9.44	94	80-120	
1,1-Dichloroethene	10.0	10.9	109	78-131	
1,1-Dichloropropene	10.0	10.5	105	80-120	
1,2,3-Trichlorobenzene	10.0	9.88	99	54-126	
1,2,3-Trichloropropane	10.0	9.29	93	73-129	
1,2,4-Trichlorobenzene	10.0	10.3	103	48-135	
1,2,4-Trimethylbenzene	10.0	9.18	92	76-120	
1,2-Dibromo-3-Chloropropane	10.0	9.24	92	42-136	
1,2-Dibromoethane	10.0	10.2	102	79-120	
1,2-Dichlorobenzene	10.0	9.69	97	80-120	
1,2-Dichloroethane	10.0	9.29	93	71-127	
1,2-Dichloropropane	10.0	9.14	91	80-120	
1,3-Dichlorobenzene	10.0	9.72	97	80-120	
1,3-Dichloropropane	10.0	8.79	88	79-120	
1,4-Dichlorobenzene	10.0	9.59	96	80-120	
2,2-Dichloropropane	10.0	10.1	101	50-129	
2-Butanone	20.0	16.5	82	60-126	
2-Chloroethyl vinyl ether	12.0	11.5	96	52-131	
2-Chlorotoluene	10.0	9.82	98	76-120	
2-Hexanone	20.0	15.6	78	55-133	
4-Chlorotoluene	10.0	9.83	98	77-120	
4-Methyl-2-pentanone	20.0	16.8	84	63-128	
Acetone	20.0	18.4	92	43-136	
Benzene	10.0	9.65	96	80-120	
Bromobenzene	10.0	10.2	102	76-120	
Bromochloromethane	10.0	11.2	112	77-120	
Bromodichloromethane	10.0	9.78	98	72-121	
Bromoform	10.0	10.9	109	40-131	
Bromomethane	10.0	7.45	74	11-185	
Carbon disulfide	10.0	10.9	109	62-142	
Carbon tetrachloride	10.0	11.1	111	66-128	
Chlorobenzene	10.0	10.1	101	80-120	
Chloroethane	10.0	6.01	60	25-153	
Chloroform	10.0	9.97	100	79-120	
Chloromethane	10.0	5.93	59	44-126	
cis-1,2-Dichloroethene	10.0	10.3	103	80-120	
cis-1,3-Dichloropropene	10.0	10.3	103	61-120	

Column to be used to flag recovery and RPD values

FORM III 8260B

FORM III
GC/MS VOA LAB CONTROL SAMPLE RECOVERY

Lab Name: TestAmerica Canton Job No.: 240-35500-1

SDG No.:

Matrix: Water Level: Low Lab File ID: UXR1977.D

Lab ID: LCS 240-124403/4 Client ID:

COMPOUND	SPIKE ADDED (ug/L)	LCS CONCENTRATION (ug/L)	LCS % REC	QC LIMITS REC	#
Dibromochloromethane	10.0	10.3	103	64-120	
Dibromomethane	10.0	10.1	101	80-120	
Dichlorodifluoromethane	10.0	5.69	57	19-129	
Ethylbenzene	10.0	10.2	102	80-120	
Hexachlorobutadiene	10.0	9.35	93	36-134	
Isopropylbenzene	10.0	10.1	101	75-120	
Methyl tert-butyl ether	10.0	9.35	94	52-144	
Methylene Chloride	10.0	9.43	94	66-131	
m-Xylene & p-Xylene	10.0	10.3	103	80-120	
Naphthalene	10.0	9.36	94	32-141	
n-Butylbenzene	10.0	8.68	87	66-125	
n-Propylbenzene	10.0	9.92	99	74-121	
o-Xylene	10.0	10.3	103	80-120	
p-Isopropyltoluene	10.0	9.85	98	74-120	
sec-Butylbenzene	10.0	9.28	93	70-120	
Styrene	10.0	10.0	100	79-120	
tert-Butyl alcohol	100	79.6	80	70-130	
tert-Butylbenzene	10.0	9.83	98	71-120	
Tetrachloroethene	10.0	11.3	113	79-120	
Toluene	10.0	9.58	96	80-120	
trans-1,2-Dichloroethene	10.0	11.1	111	80-120	
trans-1,3-Dichloropropene	10.0	9.27	93	58-120	
Trichloroethene	10.0	11.6	116	76-120	
Trichlorofluoromethane	10.0	8.50	85	49-157	
Vinyl acetate	8.00	9.26	116	46-161	
Vinyl chloride	10.0	6.53	65	53-127	
Xylenes, Total	20.0	20.6	103	80-120	

Column to be used to flag recovery and RPD values

FORM III 8260B

FORM III
GC/MS VOA LAB CONTROL SAMPLE RECOVERY

Lab Name: TestAmerica Canton Job No.: 240-35500-1

SDG No.:

Matrix: Water Level: Low Lab File ID: UXR2004.D

Lab ID: LCS 240-124485/4 Client ID:

COMPOUND	SPIKE ADDED (ug/L)	LCS CONCENTRATION (ug/L)	LCS % REC	QC LIMITS REC	#
1,1,1,2-Tetrachloroethane	10.0	9.75	98	72-120	
1,1,1-Trichloroethane	10.0	9.80	98	74-120	
1,1,2,2-Tetrachloroethane	10.0	7.69	77	68-120	
1,1,2-Trichloro-1,2,2-trichfluoroethane	10.0	11.9	119	74-151	
1,1-Dichloroethane	10.0	8.92	89	80-120	
1,1-Dichloroethene	10.0	10.2	102	78-131	
1,1-Dichloropropene	10.0	10.0	100	80-120	
1,2,3-Trichlorobenzene	10.0	8.96	90	54-126	
1,2,3-Trichloropropane	10.0	8.33	83	73-129	
1,2,4-Trichlorobenzene	10.0	9.33	93	48-135	
1,2,4-Trimethylbenzene	10.0	8.51	85	76-120	
1,2-Dibromo-3-Chloropropane	10.0	8.95	90	42-136	
1,2-Dibromoethane	10.0	9.07	91	79-120	
1,2-Dichlorobenzene	10.0	9.08	91	80-120	
1,2-Dichloroethane	10.0	8.55	86	71-127	
1,2-Dichloropropane	10.0	8.39	84	80-120	
1,3-Dichlorobenzene	10.0	9.05	91	80-120	
1,3-Dichloropropane	10.0	7.98	80	79-120	
1,4-Dichlorobenzene	10.0	9.15	92	80-120	
2,2-Dichloropropane	10.0	9.34	93	50-129	
2-Butanone	20.0	15.0	75	60-126	
2-Chloroethyl vinyl ether	12.0	10.2	85	52-131	
2-Chlorotoluene	10.0	9.13	91	76-120	
2-Hexanone	20.0	14.1	70	55-133	
4-Chlorotoluene	10.0	9.22	92	77-120	
4-Methyl-2-pentanone	20.0	15.2	76	63-128	
Acetone	20.0	16.6	83	43-136	
Benzene	10.0	8.93	89	80-120	
Bromobenzene	10.0	9.37	94	76-120	
Bromochloromethane	10.0	10.7	107	77-120	
Bromodichloromethane	10.0	9.02	90	72-121	
Bromoform	10.0	9.94	99	40-131	
Bromomethane	10.0	7.42	74	11-185	
Carbon disulfide	10.0	10.3	103	62-142	
Carbon tetrachloride	10.0	10.3	103	66-128	
Chlorobenzene	10.0	9.21	92	80-120	
Chloroethane	10.0	6.20	62	25-153	
Chloroform	10.0	9.21	92	79-120	
Chloromethane	10.0	5.61	56	44-126	
cis-1,2-Dichloroethene	10.0	9.48	95	80-120	
cis-1,3-Dichloropropene	10.0	9.35	94	61-120	

Column to be used to flag recovery and RPD values

FORM III 8260B

FORM III
GC/MS VOA LAB CONTROL SAMPLE RECOVERY

Lab Name: TestAmerica Canton Job No.: 240-35500-1

SDG No.:

Matrix: Water Level: Low Lab File ID: UXR2004.D

Lab ID: LCS 240-124485/4 Client ID:

COMPOUND	SPIKE ADDED (ug/L)	LCS CONCENTRATION (ug/L)	LCS % REC	QC LIMITS REC	#
Dibromochloromethane	10.0	9.49	95	64-120	
Dibromomethane	10.0	9.47	95	80-120	
Dichlorodifluoromethane	10.0	5.72	57	19-129	
Ethylbenzene	10.0	9.21	92	80-120	
Hexachlorobutadiene	10.0	8.32	83	36-134	
Isopropylbenzene	10.0	9.23	92	75-120	
Methyl tert-butyl ether	10.0	8.62	86	52-144	
Methylene Chloride	10.0	9.08	91	66-131	
m-Xylene & p-Xylene	10.0	9.38	94	80-120	
Naphthalene	10.0	8.47	85	32-141	
n-Butylbenzene	10.0	8.04	80	66-125	
n-Propylbenzene	10.0	9.24	92	74-121	
o-Xylene	10.0	9.40	94	80-120	
p-Isopropyltoluene	10.0	9.08	91	74-120	
sec-Butylbenzene	10.0	8.50	85	70-120	
Styrene	10.0	9.10	91	79-120	
tert-Butyl alcohol	100	72.7	73	70-130	
tert-Butylbenzene	10.0	8.95	90	71-120	
Tetrachloroethene	10.0	10.3	103	79-120	
Toluene	10.0	8.73	87	80-120	
trans-1,2-Dichloroethene	10.0	10.1	101	80-120	
trans-1,3-Dichloropropene	10.0	8.37	84	58-120	
Trichloroethene	10.0	10.8	108	76-120	
Trichlorofluoromethane	10.0	7.83	78	49-157	
Vinyl acetate	8.00	9.22	115	46-161	
Vinyl chloride	10.0	6.07	61	53-127	
Xylenes, Total	20.0	18.8	94	80-120	

Column to be used to flag recovery and RPD values

FORM III 8260B

FORM III
GC/MS VOA LAB CONTROL SAMPLE RECOVERY

Lab Name: TestAmerica Canton Job No.: 240-35500-1

SDG No.:

Matrix: Water Level: Low Lab File ID: UXR2031.D

Lab ID: LCS 240-124502/4 Client ID:

COMPOUND	SPIKE ADDED (ug/L)	LCS CONCENTRATION (ug/L)	LCS % REC	QC LIMITS REC	#
1,1,1,2-Tetrachloroethane	10.0	9.77	98	72-120	
1,1,1-Trichloroethane	10.0	9.96	100	74-120	
1,1,2,2-Tetrachloroethane	10.0	7.66	77	68-120	
1,1,2-Trichloro-1,2,2-trichfluoroethane	10.0	12.2	122	74-151	
1,1-Dichloroethane	10.0	8.93	89	80-120	
1,1-Dichloroethene	10.0	10.3	103	78-131	
1,1-Dichloropropene	10.0	10.0	100	80-120	
1,2,3-Trichlorobenzene	10.0	8.74	87	54-126	
1,2,3-Trichloropropane	10.0	8.54	85	73-129	
1,2,4-Trichlorobenzene	10.0	9.29	93	48-135	
1,2,4-Trimethylbenzene	10.0	8.50	85	76-120	
1,2-Dibromo-3-Chloropropane	10.0	8.80	88	42-136	
1,2-Dibromoethane	10.0	9.42	94	79-120	
1,2-Dichlorobenzene	10.0	9.09	91	80-120	
1,2-Dichloroethane	10.0	8.66	87	71-127	
1,2-Dichloropropane	10.0	8.56	86	80-120	
1,3-Dichlorobenzene	10.0	8.96	90	80-120	
1,3-Dichloropropane	10.0	8.35	83	79-120	
1,4-Dichlorobenzene	10.0	9.01	90	80-120	
2,2-Dichloropropane	10.0	9.69	97	50-129	
2-Butanone	20.0	16.8	84	60-126	
2-Chloroethyl vinyl ether	12.0	10.4	87	52-131	
2-Chlorotoluene	10.0	9.17	92	76-120	
2-Hexanone	20.0	14.8	74	55-133	
4-Chlorotoluene	10.0	9.10	91	77-120	
4-Methyl-2-pentanone	20.0	16.1	81	63-128	
Acetone	20.0	16.6	83	43-136	
Benzene	10.0	9.05	90	80-120	
Bromobenzene	10.0	9.39	94	76-120	
Bromochloromethane	10.0	10.8	108	77-120	
Bromodichloromethane	10.0	9.12	91	72-121	
Bromoform	10.0	10.4	104	40-131	
Bromomethane	10.0	8.03	80	11-185	
Carbon disulfide	10.0	10.3	103	62-142	
Carbon tetrachloride	10.0	10.7	107	66-128	
Chlorobenzene	10.0	9.43	94	80-120	
Chloroethane	10.0	6.31	63	25-153	
Chloroform	10.0	9.41	94	79-120	
Chloromethane	10.0	5.94	59	44-126	
cis-1,2-Dichloroethene	10.0	9.68	97	80-120	
cis-1,3-Dichloropropene	10.0	9.70	97	61-120	

Column to be used to flag recovery and RPD values

FORM III 8260B

FORM III
GC/MS VOA LAB CONTROL SAMPLE RECOVERY

Lab Name: TestAmerica Canton Job No.: 240-35500-1

SDG No.:

Matrix: Water Level: Low Lab File ID: UXR2031.D

Lab ID: LCS 240-124502/4 Client ID:

COMPOUND	SPIKE ADDED (ug/L)	LCS CONCENTRATION (ug/L)	LCS % REC	QC LIMITS REC	#
Dibromochloromethane	10.0	9.89	99	64-120	
Dibromomethane	10.0	9.48	95	80-120	
Dichlorodifluoromethane	10.0	6.07	61	19-129	
Ethylbenzene	10.0	9.46	95	80-120	
Hexachlorobutadiene	10.0	8.41	84	36-134	
Isopropylbenzene	10.0	9.47	95	75-120	
Methyl tert-butyl ether	10.0	9.00	90	52-144	
Methylene Chloride	10.0	9.29	93	66-131	
m-Xylene & p-Xylene	10.0	9.34	93	80-120	
Naphthalene	10.0	8.33	83	32-141	
n-Butylbenzene	10.0	8.04	80	66-125	
n-Propylbenzene	10.0	9.36	94	74-121	
o-Xylene	10.0	9.52	95	80-120	
p-Isopropyltoluene	10.0	9.04	90	74-120	
sec-Butylbenzene	10.0	8.56	86	70-120	
Styrene	10.0	9.35	93	79-120	
tert-Butyl alcohol	100	76.5	76	70-130	
tert-Butylbenzene	10.0	9.01	90	71-120	
Tetrachloroethene	10.0	10.7	107	79-120	
Toluene	10.0	8.95	89	80-120	
trans-1,2-Dichloroethene	10.0	10.2	102	80-120	
trans-1,3-Dichloropropene	10.0	8.57	86	58-120	
Trichloroethene	10.0	11.1	111	76-120	
Trichlorofluoromethane	10.0	8.62	86	49-157	
Vinyl acetate	8.00	9.89	124	46-161	
Vinyl chloride	10.0	6.48	65	53-127	
Xylenes, Total	20.0	18.9	94	80-120	

Column to be used to flag recovery and RPD values

FORM III 8260B

FORM III
GC/MS VOA MATRIX SPIKE RECOVERY

Lab Name: TestAmerica Canton Job No.: 240-35500-1

SDG No.:

Matrix: Water Level: Low Lab File ID: UXR2000.D

Lab ID: 240-35500-1 MS Client ID: MSA-SW37A-032714 MS

COMPOUND	SPIKE ADDED (ug/L)	SAMPLE CONCENTRATION (ug/L)	MS CONCENTRATION (ug/L)	MS % REC	QC LIMITS REC	#
1,1,1,2-Tetrachloroethane	10.0	1.0 U	9.33	93	64-120	
1,1,1-Trichloroethane	10.0	1.0 U	9.32	93	68-121	
1,1,2,2-Tetrachloroethane	10.0	1.0 U	7.40	74	63-122	
1,1,2-Trichloro-1,2,2-trichfluoroethane	10.0	1.0 U	10.9	109	70-152	
1,1-Dichloroethane	10.0	1.0 U	8.56	86	79-120	
1,1-Dichloroethene	10.0	1.0 U	9.69	97	74-135	
1,1-Dichloropropene	10.0	1.0 U	9.50	95	80-120	
1,2,3-Trichlorobenzene	10.0	1.0 U	8.19	82	45-129	
1,2,3-Trichloropropane	10.0	1.0 U	8.17	82	67-132	
1,2,4-Trichlorobenzene	10.0	1.0 U	8.23	82	38-138	
1,2,4-Trimethylbenzene	10.0	1.0 U	7.73	77	67-124	
1,2-Dibromo-3-Chloropropane	10.0	5.0 U	8.19	82	32-139	
1,2-Dibromoethane	10.0	1.0 U	8.92	89	74-120	
1,2-Dichlorobenzene	10.0	1.0 U	8.38	84	75-120	
1,2-Dichloroethane	10.0	1.0 U	8.61	86	68-129	
1,2-Dichloropropane	10.0	1.0 U	8.00	80	78-120	
1,3-Dichlorobenzene	10.0	1.0 U	8.29	83	73-120	
1,3-Dichloropropane	10.0	1.0 U	7.87	79	74-120	
1,4-Dichlorobenzene	10.0	1.0 U	8.49	85	75-120	
2,2-Dichloropropane	10.0	1.0 U	8.61	86	38-127	
2-Butanone	20.0	5.0 U	14.5	72	54-129	
2-Chloroethyl vinyl ether	12.0	10 U	10 U	0	10-150	F1
2-Chlorotoluene	10.0	1.0 U	8.48	85	69-120	
2-Hexanone	20.0	5.0 U	14.2	71	47-139	
4-Chlorotoluene	10.0	1.0 U	8.48	85	71-120	
4-Methyl-2-pentanone	20.0	5.0 U	15.0	75	56-131	
Acetone	20.0	5.0 U	15.9	80	33-145	
Benzene	10.0	1.0 U	8.74	87	72-121	
Bromobenzene	10.0	1.0 U	8.83	88	71-120	
Bromochloromethane	10.0	1.0 U	10.7	107	73-121	
Bromodichloromethane	10.0	1.0 U	8.67	87	67-120	
Bromoform	10.0	1.0 U	9.48	95	32-128	
Bromomethane	10.0	1.0 U	7.03	70	10-186	
Carbon disulfide	10.0	1.0 U	9.85	98	57-147	
Carbon tetrachloride	10.0	1.0 U	9.97	100	59-129	
Chlorobenzene	10.0	1.0 U	9.11	91	80-120	
Chloroethane	10.0	1.0 U	6.10	61	21-165	
Chloroform	10.0	1.0 U	8.90	89	76-120	
Chloromethane	10.0	1.0 U	5.63	56	33-132	
cis-1,2-Dichloroethene	10.0	7.0	16.6	96	70-120	
cis-1,3-Dichloropropene	10.0	1.0 U	8.41	84	51-120	

Column to be used to flag recovery and RPD values

FORM III 8260B

FORM III
GC/MS VOA MATRIX SPIKE RECOVERY

Lab Name: TestAmerica Canton Job No.: 240-35500-1

SDG No.:

Matrix: Water Level: Low Lab File ID: UXR2000.D

Lab ID: 240-35500-1 MS Client ID: MSA-SW37A-032714 MS

COMPOUND	SPIKE ADDED (ug/L)	SAMPLE CONCENTRATION (ug/L)	MS CONCENTRATION (ug/L)	MS % REC	QC LIMITS REC	#
Dibromochloromethane	10.0	1.0 U	9.09	91	56-120	
Dibromomethane	10.0	1.0 U	9.27	93	77-121	
Dichlorodifluoromethane	10.0	1.0 U	4.97	50	17-128	
Ethylbenzene	10.0	1.0 U	8.91	89	75-120	
Hexachlorobutadiene	10.0	1.0 U	6.96	70	27-132	
Isopropylbenzene	10.0	1.0 U	8.78	88	68-120	
Methyl tert-butyl ether	10.0	1.0 U	8.10	81	46-144	
Methylene Chloride	10.0	1.0 U	8.78	88	63-128	
m-Xylene & p-Xylene	10.0	0.35 J	9.57	92	75-120	
Naphthalene	10.0	1.0 U	7.68	77	15-158	
n-Butylbenzene	10.0	1.0 U	6.88	69	56-127	
n-Propylbenzene	10.0	1.0 U	8.23	82	64-124	
o-Xylene	10.0	1.0 U	9.08	91	76-120	
p-Isopropyltoluene	10.0	1.0 U	7.97	80	64-122	
sec-Butylbenzene	10.0	1.0 U	7.54	75	60-120	
Styrene	10.0	1.0 U	8.72	87	71-120	
tert-Butyl alcohol	100	20 U	68.3	68	70-130	F1
tert-Butylbenzene	10.0	1.0 U	8.09	81	61-120	
Tetrachloroethene	10.0	1.0 U	9.72	97	70-120	
Toluene	10.0	1.0 U	8.48	85	78-120	
trans-1,2-Dichloroethene	10.0	1.0 U	9.90	99	80-120	
trans-1,3-Dichloropropene	10.0	1.0 U	7.76	78	46-120	
Trichloroethene	10.0	13	23.5	104	66-120	
Trichlorofluoromethane	10.0	1.0 U	7.90	79	46-157	
Vinyl acetate	8.00	2.0 U	8.33	104	43-157	
Vinyl chloride	10.0	1.9	7.89	60	49-130	
Xylenes, Total	20.0	0.35 J	18.7	92	76-120	

Column to be used to flag recovery and RPD values

FORM III 8260B

FORM III
GC/MS VOA MATRIX SPIKE DUPLICATE RECOVERY

Lab Name: TestAmerica Canton Job No.: 240-35500-1

SDG No.:

Matrix: Water Level: Low Lab File ID: UXR2001.D

Lab ID: 240-35500-1 MSD Client ID: MSA-SW37A-032714 MSD

COMPOUND	SPIKE ADDED (ug/L)	MSD CONCENTRATION (ug/L)	MSD % REC	% RPD	QC LIMITS RPD	QC LIMITS REC	#
1,1,1,2-Tetrachloroethane	10.0	10.2	102	9	30	64-120	
1,1,1-Trichloroethane	10.0	10.2	102	9	30	68-121	
1,1,2,2-Tetrachloroethane	10.0	8.44	84	13	30	63-122	
1,1,2-Trichloro-1,2,2-trichfluoroethane	10.0	11.5	115	5	30	70-152	
1,1-Dichloroethane	10.0	9.29	93	8	30	79-120	
1,1-Dichloroethene	10.0	10.9	109	12	30	74-135	
1,1-Dichloropropene	10.0	10.2	102	7	30	80-120	
1,2,3-Trichlorobenzene	10.0	9.48	95	15	30	45-129	
1,2,3-Trichloropropane	10.0	8.85	88	8	30	67-132	
1,2,4-Trichlorobenzene	10.0	9.42	94	13	30	38-138	
1,2,4-Trimethylbenzene	10.0	8.59	86	11	30	67-124	
1,2-Dibromo-3-Chloropropane	10.0	8.91	89	8	30	32-139	
1,2-Dibromoethane	10.0	9.77	98	9	30	74-120	
1,2-Dichlorobenzene	10.0	9.27	93	10	30	75-120	
1,2-Dichloroethane	10.0	9.35	94	8	30	68-129	
1,2-Dichloropropane	10.0	8.84	88	10	30	78-120	
1,3-Dichlorobenzene	10.0	9.32	93	12	30	73-120	
1,3-Dichloropropane	10.0	8.73	87	10	30	74-120	
1,4-Dichlorobenzene	10.0	9.32	93	9	30	75-120	
2,2-Dichloropropane	10.0	9.08	91	5	30	38-127	
2-Butanone	20.0	16.3	81	12	30	54-129	
2-Chloroethyl vinyl ether	12.0	10 U	0	NC	30	10-150	F1
2-Chlorotoluene	10.0	9.24	92	9	30	69-120	
2-Hexanone	20.0	16.0	80	12	30	47-139	
4-Chlorotoluene	10.0	9.45	95	11	30	71-120	
4-Methyl-2-pentanone	20.0	17.1	85	13	30	56-131	
Acetone	20.0	17.3	87	8	30	33-145	
Benzene	10.0	9.51	95	8	30	72-121	
Bromobenzene	10.0	9.71	97	9	30	71-120	
Bromochloromethane	10.0	11.3	113	6	30	73-121	
Bromodichloromethane	10.0	9.46	95	9	30	67-120	
Bromoform	10.0	10.6	106	11	30	32-128	
Bromomethane	10.0	7.86	79	11	30	10-186	
Carbon disulfide	10.0	10.6	106	8	30	57-147	
Carbon tetrachloride	10.0	10.6	106	6	30	59-129	
Chlorobenzene	10.0	9.82	98	7	30	80-120	
Chloroethane	10.0	6.44	64	5	30	21-165	
Chloroform	10.0	9.80	98	10	30	76-120	
Chloromethane	10.0	6.03	60	7	30	33-132	
cis-1,2-Dichloroethene	10.0	18.1	111	9	30	70-120	
cis-1,3-Dichloropropene	10.0	9.57	96	13	30	51-120	

Column to be used to flag recovery and RPD values

FORM III 8260B

FORM III
GC/MS VOA MATRIX SPIKE DUPLICATE RECOVERY

Lab Name: TestAmerica Canton Job No.: 240-35500-1

SDG No.:

Matrix: Water Level: Low Lab File ID: UXR2001.D

Lab ID: 240-35500-1 MSD Client ID: MSA-SW37A-032714 MSD

COMPOUND	SPIKE ADDED (ug/L)	MSD CONCENTRATION (ug/L)	MSD % REC	% RPD	QC LIMITS RPD	QC LIMITS REC	#
Dibromochloromethane	10.0	10.0	100	10	30	56-120	
Dibromomethane	10.0	10.1	101	9	30	77-121	
Dichlorodifluoromethane	10.0	5.24	52	5	30	17-128	
Ethylbenzene	10.0	9.63	96	8	30	75-120	
Hexachlorobutadiene	10.0	8.07	81	15	30	27-132	
Isopropylbenzene	10.0	9.61	96	9	30	68-120	
Methyl tert-butyl ether	10.0	9.17	92	12	30	46-144	
Methylene Chloride	10.0	9.30	93	6	30	63-128	
m-Xylene & p-Xylene	10.0	10.4	100	8	30	75-120	
Naphthalene	10.0	9.21	92	18	30	15-158	
n-Butylbenzene	10.0	7.63	76	10	30	56-127	
n-Propylbenzene	10.0	9.23	92	11	30	64-124	
o-Xylene	10.0	10.0	100	10	30	76-120	
p-Isopropyltoluene	10.0	8.75	88	9	30	64-122	
sec-Butylbenzene	10.0	8.32	83	10	30	60-120	
Styrene	10.0	9.54	95	9	30	71-120	
tert-Butyl alcohol	100	82.9	83	19	30	70-130	
tert-Butylbenzene	10.0	8.49	85	5	30	61-120	
Tetrachloroethene	10.0	10.7	107	10	30	70-120	
Toluene	10.0	9.25	93	9	30	78-120	
trans-1,2-Dichloroethene	10.0	10.7	107	8	30	80-120	
trans-1,3-Dichloropropene	10.0	8.59	86	10	30	46-120	
Trichloroethene	10.0	25.3	122	7	30	66-120	F1
Trichlorofluoromethane	10.0	8.16	82	3	30	46-157	
Vinyl acetate	8.00	9.24	116	10	30	43-157	
Vinyl chloride	10.0	8.72	68	10	30	49-130	
Xylenes, Total	20.0	20.4	100	9	30	76-120	

Column to be used to flag recovery and RPD values

FORM III 8260B

FORM III
GC/MS VOA MATRIX SPIKE RECOVERY

Lab Name: TestAmerica Canton Job No.: 240-35500-1

SDG No.:

Matrix: Water Level: Low Lab File ID: UXR2027.D

Lab ID: 240-35500-21 MS Client ID: MSA-SW42A-032714 MS

COMPOUND	SPIKE ADDED (ug/L)	SAMPLE CONCENTRATION (ug/L)	MS CONCENTRATION (ug/L)	MS % REC	QC LIMITS REC	#
1,1,1,2-Tetrachloroethane	10.0	1.0 U	9.68	97	64-120	
1,1,1-Trichloroethane	10.0	1.0 U	9.71	97	68-121	
1,1,2,2-Tetrachloroethane	10.0	1.0 U	7.68	77	63-122	
1,1,2-Trichloro-1,2,2-trichfluoroethane	10.0	1.0 U	11.4	114	70-152	
1,1-Dichloroethane	10.0	1.0 U	8.72	87	79-120	
1,1-Dichloroethene	10.0	1.0 U	10.5	105	74-135	
1,1-Dichloropropene	10.0	1.0 U	9.66	97	80-120	
1,2,3-Trichlorobenzene	10.0	1.0 U	8.17	82	45-129	
1,2,3-Trichloropropane	10.0	1.0 U	8.61	86	67-132	
1,2,4-Trichlorobenzene	10.0	1.0 U	8.39	84	38-138	
1,2,4-Trimethylbenzene	10.0	1.0 U	7.86	79	67-124	
1,2-Dibromo-3-Chloropropane	10.0	5.0 U	8.63	86	32-139	
1,2-Dibromoethane	10.0	1.0 U	9.30	93	74-120	
1,2-Dichlorobenzene	10.0	1.0 U	8.59	86	75-120	
1,2-Dichloroethane	10.0	1.0 U	8.92	89	68-129	
1,2-Dichloropropane	10.0	1.0 U	8.31	83	78-120	
1,3-Dichlorobenzene	10.0	1.0 U	8.51	85	73-120	
1,3-Dichloropropane	10.0	1.0 U	8.21	82	74-120	
1,4-Dichlorobenzene	10.0	1.0 U	8.66	87	75-120	
2,2-Dichloropropane	10.0	1.0 U	8.58	86	38-127	
2-Butanone	20.0	5.0 U	15.1	76	54-129	
2-Chloroethyl vinyl ether	12.0	10 U	10 U	(0)	10-150	F1
2-Chlorotoluene	10.0	1.0 U	8.59	86	69-120	
2-Hexanone	20.0	5.0 U	14.7	74	47-139	
4-Chlorotoluene	10.0	1.0 U	8.55	85	71-120	
4-Methyl-2-pentanone	20.0	5.0 U	16.3	82	56-131	
Acetone	20.0	1.5 J	17.2	79	33-145	
Benzene	10.0	1.0 U	9.23	92	72-121	
Bromobenzene	10.0	1.0 U	9.03	90	71-120	
Bromochloromethane	10.0	1.0 U	10.7	107	73-121	
Bromodichloromethane	10.0	1.0 U	9.15	92	67-120	
Bromoform	10.0	1.0 U	10.2	102	32-128	
Bromomethane	10.0	1.0 U	7.31	73	10-186	
Carbon disulfide	10.0	1.0 U	9.97	100	57-147	
Carbon tetrachloride	10.0	1.0 U	10.1	101	59-129	
Chlorobenzene	10.0	1.0 U	9.29	93	80-120	
Chloroethane	10.0	1.0 U	5.99	60	21-165	
Chloroform	10.0	1.0 U	9.36	94	76-120	
Chloromethane	10.0	1.0 U	5.69	57	33-132	
cis-1,2-Dichloroethene	10.0	7.3	16.9	96	70-120	
cis-1,3-Dichloropropene	10.0	1.0 U	8.85	88	51-120	

Column to be used to flag recovery and RPD values

FORM III 8260B

FORM III
GC/MS VOA MATRIX SPIKE RECOVERY

Lab Name: TestAmerica Canton Job No.: 240-35500-1

SDG No.:

Matrix: Water Level: Low Lab File ID: UXR2027.D

Lab ID: 240-35500-21 MS Client ID: MSA-SW42A-032714 MS

COMPOUND	SPIKE ADDED (ug/L)	SAMPLE CONCENTRATION (ug/L)	MS CONCENTRATION (ug/L)	MS % REC	QC LIMITS REC	#
Dibromochloromethane	10.0	1.0 U	9.63	96	56-120	
Dibromomethane	10.0	1.0 U	9.74	97	77-121	
Dichlorodifluoromethane	10.0	1.0 U	5.04	50	17-128	
Ethylbenzene	10.0	1.0 U	9.01	90	75-120	
Hexachlorobutadiene	10.0	1.0 U	6.87	69	27-132	
Isopropylbenzene	10.0	1.0 U	8.68	87	68-120	
Methyl tert-butyl ether	10.0	1.0 U	8.79	88	46-144	
Methylene Chloride	10.0	1.0 U	9.16	92	63-128	
m-Xylene & p-Xylene	10.0	0.40 J	9.75	94	75-120	
Naphthalene	10.0	1.0 U	7.97	80	15-158	
n-Butylbenzene	10.0	1.0 U	6.85	69	56-127	
n-Propylbenzene	10.0	1.0 U	8.10	81	64-124	
o-Xylene	10.0	1.0 U	9.31	93	76-120	
p-Isopropyltoluene	10.0	1.0 U	7.99	80	64-122	
sec-Butylbenzene	10.0	1.0 U	7.52	75	60-120	
Styrene	10.0	1.0 U	9.11	91	71-120	
tert-Butyl alcohol	100	20 U	75.3	75	70-130	
tert-Butylbenzene	10.0	1.0 U	7.92	79	61-120	
Tetrachloroethene	10.0	1.0 U	9.93	99	70-120	
Toluene	10.0	1.0 U	8.74	87	78-120	
trans-1,2-Dichloroethene	10.0	1.0 U	10.3	103	80-120	
trans-1,3-Dichloropropene	10.0	1.0 U	8.03	80	46-120	
Trichloroethene	10.0	16	25.4	98	66-120	
Trichlorofluoromethane	10.0	1.0 U	7.99	80	46-157	
Vinyl acetate	8.00	2.0 U	8.93	112	43-157	
Vinyl chloride	10.0	1.2	7.48	62	49-130	
Xylenes, Total	20.0	0.40 J	19.1	93	76-120	

Column to be used to flag recovery and RPD values

FORM III 8260B

FORM III
GC/MS VOA MATRIX SPIKE DUPLICATE RECOVERY

Lab Name: TestAmerica Canton Job No.: 240-35500-1

SDG No.:

Matrix: Water Level: Low Lab File ID: UXR2028.D

Lab ID: 240-35500-21 MSD Client ID: MSA-SW42A-032714 MSD

COMPOUND	SPIKE ADDED (ug/L)	MSD CONCENTRATION (ug/L)	MSD % REC	% RPD	QC LIMITS RPD	QC LIMITS REC	#
1,1,1,2-Tetrachloroethane	10.0	9.49	95	2	30	64-120	
1,1,1-Trichloroethane	10.0	9.56	96	2	30	68-121	
1,1,2,2-Tetrachloroethane	10.0	7.89	79	3	30	63-122	
1,1,2-Trichloro-1,2,2-trichfluoroethane	10.0	10.8	108	5	30	70-152	
1,1-Dichloroethane	10.0	8.55	86	2	30	79-120	
1,1-Dichloroethene	10.0	9.97	100	5	30	74-135	
1,1-Dichloropropene	10.0	9.39	94	3	30	80-120	
1,2,3-Trichlorobenzene	10.0	8.67	87	6	30	45-129	
1,2,3-Trichloropropane	10.0	8.32	83	3	30	67-132	
1,2,4-Trichlorobenzene	10.0	8.71	87	4	30	38-138	
1,2,4-Trimethylbenzene	10.0	8.02	80	2	30	67-124	
1,2-Dibromo-3-Chloropropane	10.0	8.85	88	2	30	32-139	
1,2-Dibromoethane	10.0	9.13	91	2	30	74-120	
1,2-Dichlorobenzene	10.0	8.65	87	1	30	75-120	
1,2-Dichloroethane	10.0	8.54	85	4	30	68-129	
1,2-Dichloropropane	10.0	8.18	82	2	30	78-120	
1,3-Dichlorobenzene	10.0	8.61	86	1	30	73-120	
1,3-Dichloropropane	10.0	8.16	82	1	30	74-120	
1,4-Dichlorobenzene	10.0	8.75	87	1	30	75-120	
2,2-Dichloropropane	10.0	8.68	87	1	30	38-127	
2-Butanone	20.0	15.1	75	0	30	54-129	
2-Chloroethyl vinyl ether	12.0	10 U	0	NC	30	10-150	F1
2-Chlorotoluene	10.0	8.72	87	2	30	69-120	
2-Hexanone	20.0	14.1	71	4	30	47-139	
4-Chlorotoluene	10.0	8.44	84	1	30	71-120	
4-Methyl-2-pentanone	20.0	15.8	79	3	30	56-131	
Acetone	20.0	16.4	75	5	30	33-145	
Benzene	10.0	8.80	88	5	30	72-121	
Bromobenzene	10.0	9.09	91	1	30	71-120	
Bromochloromethane	10.0	10.3	103	4	30	73-121	
Bromodichloromethane	10.0	8.77	88	4	30	67-120	
Bromoform	10.0	9.57	96	6	30	32-128	
Bromomethane	10.0	7.24	72	1	30	10-186	
Carbon disulfide	10.0	9.62	96	4	30	57-147	
Carbon tetrachloride	10.0	10.0	100	0	30	59-129	
Chlorobenzene	10.0	9.12	91	2	30	80-120	
Chloroethane	10.0	5.98	60	0	30	21-165	
Chloroform	10.0	9.21	92	2	30	76-120	
Chloromethane	10.0	5.71	57	0	30	33-132	
cis-1,2-Dichloroethene	10.0	17.0	96	0	30	70-120	
cis-1,3-Dichloropropene	10.0	8.69	87	2	30	51-120	

Column to be used to flag recovery and RPD values

FORM III 8260B

FORM III
GC/MS VOA MATRIX SPIKE DUPLICATE RECOVERY

Lab Name: TestAmerica Canton Job No.: 240-35500-1

SDG No.:

Matrix: Water Level: Low Lab File ID: UXR2028.D

Lab ID: 240-35500-21 MSD Client ID: MSA-SW42A-032714 MSD

COMPOUND	SPIKE ADDED (ug/L)	MSD CONCENTRATION (ug/L)	MSD % REC	% RPD	QC LIMITS RPD	QC LIMITS REC	#
Dibromochloromethane	10.0	9.14	91	5	30	56-120	
Dibromomethane	10.0	9.31	93	5	30	77-121	
Dichlorodifluoromethane	10.0	4.88	49	3	30	17-128	
Ethylbenzene	10.0	8.80	88	2	30	75-120	
Hexachlorobutadiene	10.0	7.20	72	5	30	27-132	
Isopropylbenzene	10.0	8.66	87	0	30	68-120	
Methyl tert-butyl ether	10.0	8.39	84	5	30	46-144	
Methylene Chloride	10.0	8.83	88	4	30	63-128	
m-Xylene & p-Xylene	10.0	9.49	91	3	30	75-120	
Naphthalene	10.0	8.40	84	5	30	15-158	
n-Butylbenzene	10.0	6.93	69	1	30	56-127	
n-Propylbenzene	10.0	8.30	83	2	30	64-124	
o-Xylene	10.0	9.27	93	1	30	76-120	
p-Isopropyltoluene	10.0	8.03	80	0	30	64-122	
sec-Butylbenzene	10.0	7.65	77	2	30	60-120	
Styrene	10.0	8.67	87	5	30	71-120	
tert-Butyl alcohol	100	78.1	78	4	30	70-130	
tert-Butylbenzene	10.0	8.15	81	3	30	61-120	
Tetrachloroethene	10.0	9.74	97	2	30	70-120	
Toluene	10.0	8.54	85	2	30	78-120	
trans-1,2-Dichloroethene	10.0	9.75	98	6	30	80-120	
trans-1,3-Dichloropropene	10.0	7.88	79	2	30	46-120	
Trichloroethene	10.0	25.1	95	1	30	66-120	
Trichlorofluoromethane	10.0	8.10	81	1	30	46-157	
Vinyl acetate	8.00	8.33	104	7	30	43-157	
Vinyl chloride	10.0	7.38	61	1	30	49-130	
Xylenes, Total	20.0	18.8	92	2	30	76-120	

Column to be used to flag recovery and RPD values

FORM III 8260B

FORM III
GC/MS VOA MATRIX SPIKE RECOVERY

Lab Name: TestAmerica Canton Job No.: 240-35500-1

SDG No.:

Matrix: Water Level: Low Lab File ID: UXR2054.D

Lab ID: 240-35332-D-21 MS Client ID:

COMPOUND	SPIKE ADDED (ug/L)	SAMPLE CONCENTRATION (ug/L)	MS CONCENTRATION (ug/L)	MS % REC	QC LIMITS REC	#
1,1,1-Trichloroethane	10.0	1.0 U	9.80	98	68-121	
1,1,2,2-Tetrachloroethane	10.0	1.0 U	7.73	77	63-122	
1,1,2-Trichloro-1,2,2-trichfluoroethane	10.0	1.0 U	11.5	115	70-152	
1,1-Dichloroethane	10.0	1.0 U	8.81	88	79-120	
1,1-Dichloroethene	10.0	1.0 U	10.4	104	74-135	
1,2,4-Trichlorobenzene	10.0	1.0 U	8.56	86	38-138	
1,2-Dibromo-3-Chloropropane	10.0	5.0 U	8.61	86	32-139	
1,2-Dibromoethane	10.0	1.0 U	9.61	96	74-120	
1,2-Dichlorobenzene	10.0	1.0 U	8.75	87	75-120	
1,2-Dichloroethane	10.0	1.0 U	9.04	90	68-129	
1,2-Dichloropropane	10.0	1.0 U	8.58	86	78-120	
1,3-Dichlorobenzene	10.0	1.0 U	8.57	86	73-120	
1,4-Dichlorobenzene	10.0	1.0 U	8.70	87	75-120	
2-Butanone	20.0	5.0 U	14.6	73	54-129	
2-Hexanone	20.0	5.0 U	14.7	74	47-139	
4-Methyl-2-pentanone	20.0	5.0 U	15.7	79	56-131	
Acetone	20.0	5.0 U	14.8	74	33-145	
Benzene	10.0	1.0 U	9.15	92	72-121	
Bromodichloromethane	10.0	1.0 U	9.47	95	67-120	
Bromoform	10.0	1.0 U	10.3	103	32-128	
Bromomethane	10.0	1.0 U	7.58	76	10-186	
Carbon disulfide	10.0	1.0 U	10.0	100	57-147	
Carbon tetrachloride	10.0	1.0 U	10.4	104	59-129	
Chlorobenzene	10.0	1.0 U	9.34	93	80-120	
Chloroethane	10.0	1.0 U	5.86	59	21-165	
Chloroform	10.0	1.0 U	9.49	95	76-120	
Chloromethane	10.0	1.0 U	5.51	55	33-132	
cis-1,2-Dichloroethene	10.0	1.0 U	9.70	97	70-120	
cis-1,3-Dichloropropene	10.0	1.0 U	8.85	88	51-120	
Dibromochloromethane	10.0	1.0 U	9.87	99	56-120	
Dichlorodifluoromethane	10.0	1.0 U	4.91	49	17-128	
Ethylbenzene	10.0	1.0 U	9.09	91	75-120	
Isopropylbenzene	10.0	1.0 U	8.97	90	68-120	
Methyl tert-butyl ether	10.0	1.0 U	8.90	89	46-144	
Methylene Chloride	10.0	1.0 U	9.36	94	63-128	
m-Xylene & p-Xylene	10.0	2.0 U	9.29	93	75-120	
o-Xylene	10.0	1.0 U	9.39	94	76-120	
Styrene	10.0	1.0 U	9.26	93	71-120	
Tetrachloroethene	10.0	1.0 U	10.3	103	70-120	
Toluene	10.0	1.0 U	8.86	89	78-120	
trans-1,2-Dichloroethene	10.0	1.0 U	10.5	105	80-120	

Column to be used to flag recovery and RPD values

FORM III 8260B

FORM III
GC/MS VOA MATRIX SPIKE RECOVERY

Lab Name: TestAmerica Canton Job No.: 240-35500-1

SDG No.:

Matrix: Water Level: Low Lab File ID: UXR2054.D

Lab ID: 240-35332-D-21 MS Client ID:

COMPOUND	SPIKE ADDED (ug/L)	SAMPLE CONCENTRATION (ug/L)	MS CONCENTRATION (ug/L)	MS % REC	QC LIMITS REC	#
trans-1,3-Dichloropropene	10.0	1.0 U	8.59	86	46-120	
Trichloroethene	10.0	1.0 U	11.0	110	66-120	
Trichlorofluoromethane	10.0	1.0 U	7.82	78	46-157	
Vinyl chloride	10.0	0.50 U	6.18	62	49-130	
Xylenes, Total	20.0	2.0 U	18.7	93	76-120	

Column to be used to flag recovery and RPD values

FORM III 8260B

FORM III
GC/MS VOA MATRIX SPIKE DUPLICATE RECOVERY

Lab Name: TestAmerica Canton Job No.: 240-35500-1

SDG No.:

Matrix: Water Level: Low Lab File ID: UXR2055.D

Lab ID: 240-35332-E-21 MSD Client ID:

COMPOUND	SPIKE ADDED (ug/L)	MSD CONCENTRATION (ug/L)	MSD % REC	% RPD	QC LIMITS RPD	QC LIMITS REC	#
1,1,1-Trichloroethane	10.0	9.63	96	2	30	68-121	
1,1,2,2-Tetrachloroethane	10.0	7.67	77	1	30	63-122	
1,1,2-Trichloro-1,2,2-trichfluoroethane	10.0	10.7	107	6	30	70-152	
1,1-Dichloroethane	10.0	8.49	85	4	30	79-120	
1,1-Dichloroethene	10.0	10.0	100	3	30	74-135	
1,2,4-Trichlorobenzene	10.0	8.74	87	2	30	38-138	
1,2-Dibromo-3-Chloropropane	10.0	8.70	87	1	30	32-139	
1,2-Dibromoethane	10.0	9.13	91	5	30	74-120	
1,2-Dichlorobenzene	10.0	8.79	88	0	30	75-120	
1,2-Dichloroethane	10.0	8.49	85	6	30	68-129	
1,2-Dichloropropane	10.0	8.05	81	6	30	78-120	
1,3-Dichlorobenzene	10.0	8.62	86	1	30	73-120	
1,4-Dichlorobenzene	10.0	8.72	87	0	30	75-120	
2-Butanone	20.0	14.6	73	0	30	54-129	
2-Hexanone	20.0	14.3	71	3	30	47-139	
4-Methyl-2-pentanone	20.0	15.3	76	3	30	56-131	
Acetone	20.0	14.7	74	0	30	33-145	
Benzene	10.0	8.75	88	4	30	72-121	
Bromodichloromethane	10.0	8.77	88	8	30	67-120	
Bromoform	10.0	9.90	99	4	30	32-128	
Bromomethane	10.0	6.84	68	10	30	10-186	
Carbon disulfide	10.0	9.58	96	5	30	57-147	
Carbon tetrachloride	10.0	9.98	100	4	30	59-129	
Chlorobenzene	10.0	9.02	90	4	30	80-120	
Chloroethane	10.0	5.44	54	7	30	21-165	
Chloroform	10.0	9.09	91	4	30	76-120	
Chloromethane	10.0	5.42	54	2	30	33-132	
cis-1,2-Dichloroethene	10.0	9.55	96	2	30	70-120	
cis-1,3-Dichloropropene	10.0	8.69	87	2	30	51-120	
Dibromochloromethane	10.0	9.40	94	5	30	56-120	
Dichlorodifluoromethane	10.0	4.80	48	2	30	17-128	
Ethylbenzene	10.0	8.76	88	4	30	75-120	
Isopropylbenzene	10.0	8.66	87	4	30	68-120	
Methyl tert-butyl ether	10.0	8.57	86	4	30	46-144	
Methylene Chloride	10.0	8.58	86	9	30	63-128	
m-Xylene & p-Xylene	10.0	9.00	90	3	30	75-120	
o-Xylene	10.0	9.09	91	3	30	76-120	
Styrene	10.0	8.91	89	4	30	71-120	
Tetrachloroethene	10.0	9.93	99	4	30	70-120	
Toluene	10.0	8.49	85	4	30	78-120	
trans-1,2-Dichloroethene	10.0	10.0	100	5	30	80-120	

Column to be used to flag recovery and RPD values

FORM III 8260B

FORM III
GC/MS VOA MATRIX SPIKE DUPLICATE RECOVERY

Lab Name: TestAmerica Canton Job No.: 240-35500-1

SDG No.:

Matrix: Water Level: Low Lab File ID: UXR2055.D

Lab ID: 240-35332-E-21 MSD Client ID:

COMPOUND	SPIKE ADDED (ug/L)	MSD CONCENTRATION (ug/L)	MSD % REC	% RPD	QC LIMITS RPD	QC LIMITS REC	#
trans-1,3-Dichloropropene	10.0	7.95	79	8	30	46-120	
Trichloroethene	10.0	10.4	104	6	30	66-120	
Trichlorofluoromethane	10.0	7.35	73	6	30	46-157	
Vinyl chloride	10.0	5.98	60	3	30	49-130	
Xylenes, Total	20.0	18.1	90	3	30	76-120	

Column to be used to flag recovery and RPD values

FORM III 8260B

FORM VIII
GC/MS VOA INTERNAL STANDARD AREA AND RETENTION TIME SUMMARY

Lab Name: TestAmerica Canton Job No.: 240-35500-1

SDG No.:

Sample No.: STD8260 240-121946/4 Date Analyzed: 03/10/2014 14:07

Instrument ID: A3UX17 GC Column: DB-624 ID: 0.18(mm)

Lab File ID (Standard): UXR1540.D Heated Purge: (Y/N) N

Calibration ID: 21038

		FB		CBZ		DCB	
		AREA #	RT #	AREA #	RT #	AREA #	RT #
INITIAL CALIBRATION MID-POINT		1226869	5.76	937162	8.47	534531	10.72
UPPER LIMIT		2453738	6.26	1874324	8.97	1069062	11.22
LOWER LIMIT		613435	5.26	468581	7.97	267266	10.22
LAB SAMPLE ID	CLIENT SAMPLE ID						
ICV 240-121946/14		1224766	5.76	925325	8.47	546318	10.72
CCVIS 240-124403/2		988552	5.76	808678	8.47	513090	10.72
CCVIS 240-124485/2		957906	5.76	775995	8.47	503005	10.72
CCVIS 240-124502/2		881356	5.76	722400	8.47	465672	10.72

FB = Fluorobenzene
CBZ = Chlorobenzene-d5
DCB = 1,4-Dichlorobenzene-d4

Area Limit = 50%-200% of internal standard area
RT Limit = ± 0.5 minutes of internal standard RT

Column used to flag values outside QC limits

FORM VIII 8260B

FORM VIII
GC/MS VOA INTERNAL STANDARD AREA AND RETENTION TIME SUMMARY

Lab Name: TestAmerica Canton Job No.: 240-35500-1

SDG No.:

Sample No.: CCVIS 240-124403/2 Date Analyzed: 03/28/2014 13:01

Instrument ID: A3UX17 GC Column: DB-624 ID: 0.18(mm)

Lab File ID (Standard): UXR1976.D Heated Purge: (Y/N) N

Calibration ID: 21355

		FB		CBZ		DCB	
		AREA #	RT #	AREA #	RT #	AREA #	RT #
12/24 HOUR STD		988552	5.76	808678	8.47	513090	10.72
UPPER LIMIT		1977104	6.26	1617356	8.97	1026180	11.22
LOWER LIMIT		494276	5.26	404339	7.97	256545	10.22
LAB SAMPLE ID	CLIENT SAMPLE ID						
LCS 240-124403/4		969458	5.76	793041	8.47	492837	10.72
MB 240-124403/6		896390	5.76	768627	8.47	437452	10.72
240-35500-1	MSA-SW37A-032714	947046	5.76	800065	8.48	462840	10.72
240-35500-2	MSA-SW37B-032714	865271	5.76	744876	8.48	429404	10.72
240-35500-3	MSA-SW37C-032714	893635	5.76	759804	8.48	432799	10.72
240-35500-4	MSA-SW37D-032714	913440	5.76	767697	8.47	449270	10.72
240-35500-5	MSA-SW38A-032714	867185	5.76	737428	8.48	431452	10.72
240-35500-6	MSA-SW38B-032714	909410	5.76	786632	8.48	446758	10.72
240-35500-7	MSA-SW38C-032714	875892	5.76	749031	8.47	430200	10.72
240-35500-8	MSA-SW38D-032714	924252	5.76	788980	8.47	453960	10.72
240-35500-9	MSA-SW39A-032714	841577	5.76	716358	8.47	412042	10.72
240-35500-10	MSA-SW39B-032714	852987	5.76	731371	8.47	420966	10.72
240-35500-11	MSA-SW39C-032714	851026	5.76	721933	8.47	429424	10.72
240-35500-12	MSA-SW39D-032714	834599	5.76	726007	8.47	418944	10.72
240-35500-13	MSA-SW40A-032714	854294	5.76	742536	8.48	424419	10.72
240-35500-14	MSA-SW40B-032714	853803	5.76	744625	8.47	425277	10.72
240-35500-15	MSA-SW40C-032714	898245	5.76	774673	8.47	440681	10.72
240-35500-16	MSA-SW40D-032714	813232	5.76	696397	8.47	399838	10.72
240-35500-17	MSA-SW41A-032714	894469	5.76	766898	8.47	437537	10.72
240-35500-18	MSA-SW41B-032714	840506	5.76	720941	8.47	414377	10.72
240-35500-19	MSA-SW41C-032714	824102	5.76	720167	8.47	410431	10.72
240-35500-20	MSA-SW41D-032714	810002	5.76	709638	8.47	405439	10.72
240-35500-1 MS	MSA-SW37A-032714 MS	939450	5.76	774799	8.47	499772	10.72
240-35500-1 MSD	MSA-SW37A-032714 MSD	894136	5.76	743627	8.47	468274	10.72

FB = Fluorobenzene
CBZ = Chlorobenzene-d5
DCB = 1,4-Dichlorobenzene-d4

Area Limit = 50%-200% of internal standard area
RT Limit = ± 0.5 minutes of internal standard RT

Column used to flag values outside QC limits

FORM VIII 8260B

FORM VIII
GC/MS VOA INTERNAL STANDARD AREA AND RETENTION TIME SUMMARY

Lab Name: TestAmerica Canton Job No.: 240-35500-1

SDG No.:

Sample No.: CCVIS 240-124485/2 Date Analyzed: 03/29/2014 16:06

Instrument ID: A3UX17 GC Column: DB-624 ID: 0.18(mm)

Lab File ID (Standard): UXR2002.D Heated Purge: (Y/N) N

Calibration ID: 21355

		FB		CBZ		DCB	
		AREA #	RT #	AREA #	RT #	AREA #	RT #
12/24 HOUR STD		957906	5.76	775995	8.47	503005	10.72
UPPER LIMIT		1915812	6.26	1551990	8.97	1006010	11.22
LOWER LIMIT		478953	5.26	387998	7.97	251503	10.22
LAB SAMPLE ID	CLIENT SAMPLE ID						
CCV 240-124485/3		920783	5.76	770529	8.47	442785	10.72
LCS 240-124485/4		983572	5.76	814565	8.47	504891	10.72
MB 240-124485/6		885631	5.76	764628	8.47	435664	10.72
240-35500-21	MSA-SW42A-032714	885440	5.76	752063	8.48	436653	10.72
240-35500-22	MSA-SW42B-032714	884091	5.76	759498	8.48	435748	10.72
240-35500-23	MSA-SW42C-032714	865173	5.76	744895	8.48	434141	10.72
240-35500-24	MSA-SW42D-032714	861619	5.76	747465	8.47	424940	10.72
240-35500-25	MSA-SW43A-032714	848160	5.76	734511	8.47	420741	10.72
240-35500-26	MSA-SW43B-032714	852850	5.76	752604	8.47	419429	10.72
240-35500-27	MSA-SW43C-032714	857626	5.76	752163	8.47	419170	10.72
240-35500-28	MSA-SW43D-032714	837390	5.76	726547	8.47	422781	10.72
240-35500-29	MSA-SW44A-032714	843241	5.76	732082	8.47	422851	10.72
240-35500-30	MSA-SW44B-032714	832367	5.76	733841	8.47	422188	10.72
240-35500-31	MSA-SW44C-032714	819665	5.76	715912	8.47	412476	10.72
240-35500-32	MSA-SW44D-032714	823423	5.76	729780	8.48	411394	10.72
240-35500-33	MSA-SW45A-032714	830114	5.76	725527	8.47	410550	10.72
240-35500-34	MSA-SW45B-032714	849322	5.76	748113	8.47	428374	10.72
240-35500-35	MSA-SW45C-032714	825181	5.76	724782	8.47	411310	10.72
240-35500-36	MSA-SW45D-032714	823631	5.76	715433	8.47	412064	10.72
240-35500-37	EL-SW01A-032714	809827	5.76	712826	8.47	409603	10.72
240-35500-38	EL-SW01B-032714	820253	5.76	733823	8.47	417847	10.72
240-35500-39	EL-SW01C-032714	811877	5.76	712910	8.47	409851	10.72
240-35500-40	EL-SW01D-032714	806640	5.76	702237	8.48	409424	10.72
240-35500-21 MS	MSA-SW42A-032714 MS	879425	5.76	737714	8.47	478576	10.72
240-35500-21 MSD	MSA-SW42A-032714 MSD	903078	5.76	751780	8.47	473768	10.72

FB = Fluorobenzene
CBZ = Chlorobenzene-d5
DCB = 1,4-Dichlorobenzene-d4

Area Limit = 50%-200% of internal standard area
RT Limit = ± 0.5 minutes of internal standard RT

Column used to flag values outside QC limits

FORM VIII 8260B

FORM VIII
GC/MS VOA INTERNAL STANDARD AREA AND RETENTION TIME SUMMARY

Lab Name: TestAmerica Canton Job No.: 240-35500-1

SDG No.:

Sample No.: CCVIS 240-124502/2 Date Analyzed: 03/30/2014 16:43

Instrument ID: A3UX17 GC Column: DB-624 ID: 0.18(mm)

Lab File ID (Standard): UXR2029.D Heated Purge: (Y/N) N

Calibration ID: 21355

		FB		CBZ		DCB	
		AREA #	RT #	AREA #	RT #	AREA #	RT #
12/24 HOUR STD		881356	5.76	722400	8.47	465672	10.72
UPPER LIMIT		1762712	6.26	1444800	8.97	931344	11.22
LOWER LIMIT		440678	5.26	361200	7.97	232836	10.22
LAB SAMPLE ID	CLIENT SAMPLE ID						
CCV 240-124502/3		885859	5.76	743473	8.47	437821	10.72
LCS 240-124502/4		926601	5.76	765960	8.47	487818	10.72
MB 240-124502/6		867948	5.76	751051	8.47	420833	10.72
240-35500-41	TB-032714	847631	5.76	728192	8.47	423457	10.72
240-35332-D-21 MS		869042	5.76	715195	8.47	467539	10.72
240-35332-E-21 MSD		921161	5.76	765936	8.47	485444	10.72

FB = Fluorobenzene
CBZ = Chlorobenzene-d5
DCB = 1,4-Dichlorobenzene-d4

Area Limit = 50%-200% of internal standard area
RT Limit = ± 0.5 minutes of internal standard RT

Column used to flag values outside QC limits

FORM VIII 8260B

SAMPLE ID	**MSA-SW38A-03714**

SAMPLE CALC for trichloroethene

IS AREA	DILUTION	COMPOUND OF INTEREST AREA	IS AMOUNT (ug/L)	Final Extract Volume (mL)	AVE RRF	CONCENTRATION PPB
867785	1	121847	10	5	0.2941	4.77
				Sample Volume (mL)		
				5		

Sample Calculation

FORM I

GC/MS VOA ORGANICS ANALYSIS DATA SHEET

Lab Name: TestAmerica Canton Job No.: 240-35500-1

SDG No.:

Client Sample ID: MSA-SW38A-032714 Lab Sample ID: 240-35500-5

Matrix: Water Lab File ID: UXR1984.D

Analysis Method: 8260B Date Collected: 03/27/2014 13:58

Sample wt/vol: 5(mL) Date Analyzed: 03/28/2014 16:29

Soil Aliquot Vol: Dilution Factor: 1

Soil Extract Vol.: GC Column: DB-624 ID: 0.18(mm)

% Moisture: Level: (low/med) Low

Analysis Batch No.: 124403 Units: ug/L

CAS NO.	COMPOUND NAME	RESULT	Q	RL	MDL
56-23-5	Carbon tetrachloride	1.0	U	1.0	0.13
108-90-7	Chlorobenzene	1.0	U	1.0	0.15
75-00-3	Chloroethane	1.0	U	1.0	0.29
67-66-3	Chloroform	1.0	U	1.0	0.16
74-87-3	Chloromethane	1.0	U	1.0	0.30
156-59-2	cis-1,2-Dichloroethene	3.9		1.0	0.17
10061-01-5	cis-1,3-Dichloropropene	1.0	U	1.0	0.14
124-48-1	Dibromochloromethane	1.0	U	1.0	0.18
74-95-3	Dibromomethane	1.0	U	1.0	0.28
75-71-8	Dichlorodifluoromethane	1.0	U	1.0	0.31
108-20-3	Diisopropyl ether	5.0	U	5.0	1.5
100-41-4	Ethylbenzene	1.0	U	1.0	0.17
637-92-3	Ethyl-t-butyl ether (ETBE)	5.0	U	5.0	0.11
87-68-3	Hexachlorobutadiene	1.0	U	1.0	0.30
98-82-8	Isopropylbenzene	1.0	U	1.0	0.13
1634-04-4	Methyl tert-butyl ether	1.0	U	1.0	0.17
75-09-2	Methylene Chloride	1.0	U	1.0	0.33
179601-23-1	m-Xylene & p-Xylene	1.1	J	2.0	0.24
91-20-3	Naphthalene	1.0	U	1.0	0.24
104-51-8	n-Butylbenzene	1.0	U	1.0	0.12
103-65-1	n-Propylbenzene	1.0	U	1.0	0.14
95-47-6	o-Xylene	0.20	J	1.0	0.14
99-87-6	p-Isopropyltoluene	1.0	U	1.0	0.12
135-98-8	sec-Butylbenzene	1.0	U	1.0	0.13
100-42-5	Styrene	1.0	U	1.0	0.11
994-05-8	Tert-amyl-methyl ether (TAME)	5.0	U	5.0	0.067
75-65-0	tert-Butyl alcohol	20	U	20	3.9
98-06-6	tert-Butylbenzene	1.0	U	1.0	0.13
127-18-4	Tetrachloroethene	1.0	U	1.0	0.29
108-88-3	Toluene	1.0	U	1.0	0.13
156-60-5	trans-1,2-Dichloroethene	1.0	U	1.0	0.19
10061-02-6	trans-1,3-Dichloropropene	1.0	U	1.0	0.19
79-01-6	Trichloroethene	4.8		1.0	0.17
75-69-4	Trichlorofluoromethane	1.0	U	1.0	0.21
108-05-4	Vinyl acetate	2.0	U	2.0	0.19
75-01-4	Vinyl chloride	0.72		0.50	0.22

Sample Calculation

Report Date: 30-Mar-2014 14:02:23 Chrom Revision: 2.2 12-Mar-2014 11:19:24

TestAmerica Canton
Target Compound Quantitation Report

Data File: \\NCCHROM\ChromData\A3UX17\20140328-29453.b\UXR1984.D
Lims ID: ~~240-35500-B-5~~ Lab Sample ID: 240-35500-5
Client ID: MSA-SW38A-032714
Sample Type: Client
Inject. Date: 28-Mar-2014 16:29:30 ALS Bottle#: 11 Worklist Smp#: 11
Purge Vol: 5.000 mL Dil. Factor: 1.0000
Sample Info: 240-0029453-011
Operator ID: 1644 Instrument ID: A3UX17

Method: \\NCCHROM\ChromData\A3UX17\20140328-29453.b\8260_17.m
Limit Group: MSV 8260B ICAL
Last Update: 30-Mar-2014 14:02:18 Calib Date: 28-Mar-2014 00:34:30
Integrator: RTE ID Type: Deconvolution ID
Quant Method: Internal Standard Quant By: Initial Calibration
Last ICal File: \\NCCHROM\ChromData\A3UX17\20140327-29428.b\UXR1968.D

Column 1 : DB-624 (0.18 mm) Det: MS SCAN
Process Host: XAWRK008

First Level Reviewer: williamsla Date: 30-Mar-2014 13:54:00

Compound	Sig	RT (min.)	Exp RT (min.)	Dlt RT (min.)	Q	Response	On-Col Amt ug/l	Flags
* 1 Fluorobenzene	96	5.763	5.763	0.0	100	867185	10.0	
* 2 Chlorobenzene-d5	117	8.479	8.467	0.012	80	737428	10.0	
* 3 1,4-Dichlorobenzene-d4	152	10.720	10.720	0.0	92	431452	10.0	
$ 4 Dibromofluoromethane (Surr)	113	5.194	5.182	0.012	61	178252	9.05	
$ 5 1,2-Dichloroethane-d4 (Surr)	65	5.479	5.479	0.0	0	193337	7.74	
$ 6 Toluene-d8 (Surr)	98	7.151	7.139	0.012	91	775710	7.68	
$ 7 4-Bromofluorobenzene (Surr)	95	9.582	9.582	0.0	97	290769	8.02	
9 Dichlorodifluoromethane	85		1.660					
10 Chloromethane	50		1.826					
11 Vinyl chloride	62	1.957	1.957	0.0	52	23705	0.7184	
12 Bromomethane	94		2.312					
13 Chloroethane	64		2.419					
15 Trichlorofluoromethane	101		2.668					
19 1,1-Dichloroethene	96		3.178					
20 1,1,2-Trichloro-1,2,2-trifluoroe	151		3.202					
21 Acetone	43	3.237	3.237	0.0	71	14146	1.58	
23 Carbon disulfide	76		3.392					
27 Methylene Chloride	84		3.641					
28 2-Methyl-2-propanol	59		3.735					
30 Methyl tert-butyl ether	73		3.878					
31 trans-1,2-Dichloroethene	96		3.890					
33 1,1-Dichloroethane	63		4.269					
34 Vinyl acetate	43		4.305					
35 Isopropyl ether	87		4.305					
37 Tert-butyl ethyl ether	59		4.625					
39 cis-1,2-Dichloroethene	96	4.779	4.779	0.0	69	105800	3.94	
38 2,2-Dichloropropane	77		4.779					
40 2-Butanone (MEK)	43		4.779					
44 Chlorobromomethane	128		4.992					
46 Chloroform	83		5.052					
47 1,1,1-Trichloroethane	97		5.206					
50 Carbon tetrachloride	117		5.348					

Sample Calculation

Report Date: 30-Mar-2014 14:02:23 Chrom Revision: 2.2 12-Mar-2014 11:19:24
Data File: \\NCCHROM\ChromData\A3UX17\20140328-29453.b\UXR1984.D

Compound	Sig	RT (min.)	Exp RT (min.)	Dlt RT (min.)	Q	Response	On-Col Amt ug/l	Flags
49 1,1-Dichloropropene	75		5.348					
52 Benzene	78		5.538					
53 1,2-Dichloroethane	62		5.550					
54 Tert-amyl methyl ether	73		5.609					
57 Trichloroethene	130	6.083	6.083	0.0	88	121847	4.78	
60 1,2-Dichloropropane	63		6.285					
62 Dibromomethane	93		6.392					
64 Dichlorobromomethane	83		6.510					
66 2-Chloroethyl vinyl ether	63		6.759					
67 cis-1,3-Dichloropropene	75		6.902					
68 4-Methyl-2-pentanone (MIBK)	43		7.032					
69 Toluene	91		7.210					
70 trans-1,3-Dichloropropene	75		7.400					
73 Tetrachloroethene	164		7.696					
75 1,3-Dichloropropane	76		7.720					
76 2-Hexanone	43		7.779					
78 Chlorodibromomethane	129		7.933					
79 Ethylene Dibromide	107		8.052					
81 Chlorobenzene	112		8.503					
82 1,1,1,2-Tetrachloroethane	131		8.574					
83 Ethylbenzene	106		8.586					
84 m-Xylene & p-Xylene	106	8.692	8.692	0.0	99	55779	1.10	
85 o-Xylene	106	9.084	9.084	0.0	53	9725	0.2004	
86 Styrene	104		9.095					
87 Bromoform	173		9.285					
89 Isopropylbenzene	105		9.427					
91 1,1,2,2-Tetrachloroethane	83		9.712					
92 Bromobenzene	156		9.748					
94 1,2,3-Trichloropropane	110		9.771					
95 N-Propylbenzene	120		9.819					
96 2-Chlorotoluene	126		9.926					
98 4-Chlorotoluene	126		10.032					
99 tert-Butylbenzene	119		10.317					
101 1,2,4-Trimethylbenzene	105		10.364					
102 sec-Butylbenzene	105		10.530					
103 1,3-Dichlorobenzene	146		10.661					
104 4-Isopropyltoluene	119		10.673					
105 1,4-Dichlorobenzene	146		10.744					
106 1,2,3-Trimethylbenzene	105		10.791					
108 n-Butylbenzene	91		11.076					
109 1,2-Dichlorobenzene	146		11.123					
111 1,2-Dibromo-3-Chloropropane	157		11.906					
113 1,2,4-Trichlorobenzene	180		12.724					
114 Hexachlorobutadiene	225		12.890					
115 Naphthalene	128		12.997					
116 1,2,3-Trichlorobenzene	180		13.258					
S 130 Xylenes, Total	106				0		1.30	

FORM VI
GC/MS VOA INITIAL CALIBRATION DATA
INTERNAL STANDARD CURVE EVALUATION

Sample Calculation

Lab Name: TestAmerica Canton Job No.: 240-35500-1 Analy Batch No.: 121946

SDG No.:

Instrument ID: A3UX17 GC Column: DB-624 ID: 0.18(mm) Heated Purge: (Y/N) N

Calibration Start Date: 03/10/2014 13:22 Calibration End Date: 03/10/2014 15:15 Calibration ID: 21038

ANALYTE	RRF					CURVE TYPE	COEFFICIENT			#	MIN RRF	%RSD	#	MAX %RSD	R^2 OR COD	#	MIN R^2 OR COD
	LVL 1 LVL 6	LVL 2	LVL 3	LVL 4	LVL 5		B	M1	M2								
Isobutyl alcohol	0.0085 0.0076	0.0085	0.0087	0.0085	0.0087	Ave		0.0084				4.7		15.0			
Benzene	1.4087 1.1893	1.2326	1.1925	1.2102	1.2424	Ave		1.2459				6.6		15.0			
1,2-Dichloroethane	0.3888 0.3276	0.3256	0.3421	0.3403	0.3501	Ave		0.3457				6.7		15.0			
n-Heptane	0.0679 0.0672	0.0663	0.0615	0.0673	0.0723	Ave		0.0671				5.1		15.0			
Trichloroethene	0.3319 0.2816	0.2844	0.2836	0.2884	0.2950	Ave		0.2941				6.5		15.0			
Methylcyclohexane	0.4906 0.4740	0.4176	0.4456	0.4697	0.4939	Ave		0.4653				6.2		15.0			
1,2-Dichloropropane	0.3020 0.2788	0.2667	0.2813	0.2907	0.2991	Ave		0.2864				4.7		15.0			
1,4-Dioxane	0.0018 0.0022	0.0027	0.0026	0.0025	0.0027	Ave		0.0024				14.0		15.0			
Dibromomethane	0.1543 0.1381	0.1397	0.1407	0.1437	0.1488	Ave		0.1442				4.3		15.0			
Bromodichloromethane	0.3046 0.3148	0.2637	0.2860	0.3003	0.3231	Ave		0.2988				7.1		15.0			
2-Chloroethyl vinyl ether	0.1313 0.1525	0.1257	0.1385	0.1532	0.1607	Ave		0.1436				9.7		15.0			
cis-1,3-Dichloropropene	0.3251 0.3919	0.2965	0.3321	0.3637	0.3999	Ave		0.3516				12.0		15.0			
4-Methyl-2-pentanone	0.1791 0.1906	0.1648	0.1923	0.1982	0.2064	Ave		0.1886				7.8		15.0			
Toluene	1.6910 1.6608	1.5176	1.6591	1.6661	1.7222	Ave		1.6528				4.3		15.0			
trans-1,3-Dichloropropene	0.2807 0.4064	0.2564	0.3448	0.3664	0.4130	Lin1	-0.106	0.4044							0.9980		0.9900
Ethyl methacrylate	0.2818 0.4116	0.2932	0.3499	0.3945	0.4289	Lin1	-0.098	0.4152							0.9980		0.9900
1,1,2-Trichloroethane	0.3295 0.2867	0.2880	0.2993	0.2988	0.3081	Ave		0.3017				5.2		15.0			
Tetrachloroethene	0.3367 0.3014	0.2977	0.3070	0.3056	0.3152	Ave		0.3106				4.5		15.0			
1,3-Dichloropropane	0.5746 0.5366	0.5421	0.5646	0.5623	0.5724	Ave		0.5587				2.8		15.0			
2-Hexanone	0.1435 0.1735	0.1405	0.1724	0.1779	0.1912	Ave		0.1665				12.0		15.0			

Note: The m1 coefficient is the same as Ave RRF for an Ave curve type.

Tetra Tech, Inc. **INTERNAL CORRESPONDENCE**

TO: **A. APANAVAGE** **DATE:** **APRIL 14, 2014**

FROM: **MICHELLE L. ALLEN** **COPIES:** **DV FILE**

SUBJECT: **INORGANIC DATA VALIDATION – DISSOLVED METALS/HARDNESS**
LOCKHEED MARTIN CORPORATION (LMC) – MARTIN STATE AIRPORT (MSA)
SDG 240-35500-1

SAMPLES: 36/Aqueous/Dissolved Metals/Hardness

MSA-SW37A-032714	MSA-SW37B-032714	MSA-SW37C-032714
MSA-SW37D-032714	MSA-SW38A-032714	MSA-SW38B-032714
MSA-SW38C-032714	MSA-SW38D-032714	MSA-SW39A-032714
MSA-SW39B-032714	MSA-SW39C-032714	MSA-SW39D-032714
MSA-SW40A-032714	MSA-SW40B-032714	MSA-SW40C-032714
MSA-SW40D-032714	MSA-SW41A-032714	MSA-SW41B-032714
MSA-SW41C-032714	MSA-SW41D-032714	MSA-SW42A-032714
MSA-SW42B-032714	MSA-SW42C-032714	MSA-SW42D-032714
MSA-SW43A-032714	MSA-SW43B-032714	MSA-SW43C-032714
MSA-SW43D-032714	MSA-SW44A-032714	MSA-SW44B-032714
MSA-SW44C-032714	MSA-SW44D-032714	MSA-SW45A-032714
MSA-SW45B-032714	MSA-SW45C-032714	MSA-SW45D-032714

Overview

The sample set for LMC-MSA, SDG 240-35500-1 consisted of thirty-six (36) aqueous environmental samples. All thirty-six (36) aqueous samples were analyzed for select dissolved metals. No field duplicate sample pair was included in this SDG.

The samples were collected by Tetra Tech, Inc. on March 27, 2014 and analyzed by TestAmerica, Inc. All analyses were conducted in accordance with SW-846 Methods 6020, 7470A, and Standard Method 2340B analytical and reporting protocols.

The data contained in this SDG were validated with regard to the following parameters: data completeness, holding times, calibration data, ICP/MS tune, laboratory method/preparation blanks, Interference Check Sample (ICS) results, Matrix Spike/Matrix Spike Duplicate (MS/MSD) results, Laboratory Control Sample (LCS) results, ICP serial dilution results, detection limits and analyte quantitation. Areas of concern are listed below.

Major

No major issues were noted.

Minor

- The following analytes were detected in the laboratory preparation and calibration blanks at the following maximum concentrations:

Analyte	Maximum Concentration (µg/L)	Action Level (µg/L)
Antimony [1]	0.481	2.405
Tungsten [1]	0.716	3.58
Arsenic [2]	0.191	0.955
Chromium [2]	0.182	0.91
Nickel [2]	0.161	0.805
Silver [2]	0.014	0.07
Vanadium [2]	0.292	1.46
Zinc [2]	4.65	23.25
Arsenic [3]	0.679	3.395
Selenium [3]	0.384	1.92
Vanadium [3]	3.23	16.15
Mercury [4]	0.233	1.165

[1] - Maximum concentration detected in the initial and continuing calibration blanks affecting all samples.
[2] - Maximum concentration detected in the laboratory method blank, 240-124420/1-A, affecting samples associated with preparation batch #240124420.
[3] - Maximum concentration detected in the laboratory method blank, 240-124424/1-A, affecting samples associated with preparation batch #240124424.
[4] - Maximum concentration detected in the laboratory method blank, 240-124422/1-A, affecting samples associated with preparation batch #240124422.

An action level of 5X the maximum contaminant level has been used to evaluate sample data for blank contamination. Sample aliquot and dilution factor, if applicable, were taken into consideration when evaluating for blank contamination. Detected results reported below the established action levels were qualified as non-detected, (U), due to blank contamination.

- Positive results reported below the Reporting Limit (RL) limit but above the Method Detection Limit (MDL) were qualified as estimated, (J).

Notes

Non-detected results were reported to the MDL.

Executive Summary

Laboratory Performance: Analytes were detected in the laboratory preparation and method blanks.

Other Factors Affecting Data Quality: None.

The data for these analyses were reviewed with reference to the "National Functional Guidelines for Inorganic Review" (January 2010), SW846 Methods 6020, 7470A, and Standard Method 2340B analytical and reporting protocols. The text of this report has been formulated to address only those areas affecting data quality.

Tetra Tech, Inc.
Michelle L. Allen
Chemist/Data Validator

Tetra Tech, Inc.
Joseph A. Samchuck
Data Validaton Manager

Attachments:
Appendix A – Qualified Analytical Results
Appendix B – Results as Reported by the Laboratory
Appendix C – Support Documentation

Appendix A

Qualified Analytical Results

Qualifier Codes:

A = Lab Blank Contamination
B = Field Blank Contamination
C = Calibration Noncompliance (i.e., % RSDs, %Ds, ICVs, CCVs, RRFs, etc.)
C01 = GC/MS Tuning Noncompliance
D = MS/MSD Recovery Noncompliance
E = LCS/LCSD Recovery Noncompliance
F = Lab Duplicate Imprecision
G = Field Duplicate Imprecision
H = Holding Time Exceedance
I = ICP Serial Dilution Noncompliance
J = ICP PDS Recovery Noncompliance; MSA's $r < 0.995$
K = ICP Interference - includes ICS % R Noncompliance
L = Instrument Calibration Range Exceedance
M = Sample Preservation Noncompliance
N = Internal Standard Noncompliance
N01 = Internal Standard Recovery Noncompliance Dioxins
N02 = Recovery Standard Noncompliance Dioxins
N03 = Clean-up Standard Noncompliance Dioxins
O = Poor Instrument Performance (i.e., base-time drifting)
P = Uncertainty near detection limit (< 2 x IDL for inorganics and <CRQL for organics)
Q = Other problems (can encompass a number of issues; i.e.chromatography,interferences, etc.)
R = Surrogates Recovery Noncompliance
S = Pesticide/PCB Resolution
T = % Breakdown Noncompliance for DDT and Endrin
U = RPD between columns/detectors >40% for positive results determined via GC/HPLC
V = Non-linear calibrations; correlation coefficient $r < 0.995$
W = EMPC result
X = Signal to noise response drop
Y = Percent solids <30%
Z = Uncertainty at 2 standard deviations is greater than sample activity
Z1 = Tentatively Identified Compound considered presumptively present
Z2 = Tentatively Identified Compound column bleed
Z3 = Tentatively Identified Compound aldol condensate

PROJ_NO: 06183	NSAMPLE	MSA-SW37A-032714			MSA-SW37B-032714			MSA-SW37C-032714			MSA-SW37D-032714		
SDG: 240-35500-1	LAB_ID	240-35500-1			240-35500-2			240-35500-3			240-35500-4		
FRACTION: MF	SAMP_DATE	3/27/2014			3/27/2014			3/27/2014			3/27/2014		
MEDIA: WATER	QC_TYPE	NM			NM			NM			NM		
	UNITS	UG/L			UG/L			UG/L			UG/L		
	PCT_SOLIDS	0.0			0.0			0.0			0.0		
	DUP_OF												
PARAMETER		RESULT	VQL	QLCD	RESULT	VQL	QLCD	RESULT	VQL	QLCD	RESULT	VQL	QLCD
ANTIMONY		0.89	U	A	0.4	U	A	0.29	U	A	0.41	U	A
ARSENIC		1.5	J	P	1.4	J	P	1.5	J	P	1.5	J	P
BARIUM		42			37			36			37		
BERYLLIUM		0.072	J	P	0.058	J	P	0.049	J	P	0.048	J	P
CADMIUM		0.6	J	P	0.46	J	P	0.34	J	P	0.34	J	P
CHROMIUM		0.43	U	A	0.25	U	A	0.27	U	A	0.56	U	A
COBALT		1.3			0.85	J	P	0.64	J	P	0.5	J	P
COPPER		4.1			4.2			3.6			4.1		
LEAD		0.14	U		0.14	U		0.14	U		0.33	J	P
MERCURY		0.12	U		0.12	U		0.12	U		0.12	U	
MOLYBDENUM		1.8	J	P	1.4	J	P	1.3	J	P	1.4	J	P
NICKEL		4.4			3.9			4			1.9	J	P
SELENIUM		1.2	J	P	1.3	J	P	1.1	J	P	1	J	P
SILVER		0.018	U	A	0.0083	U		0.0083	U		0.0083	U	
THALLIUM		0.4	U		0.4	U		0.4	U		0.4	U	
TUNGSTEN		1.1	U	A	0.27	U	A	0.16	U	A	0.24	U	A
VANADIUM		1.3	U	A	1.5	J	P	1.7	J	P	1.7	J	P
ZINC		16	U	A	13	U	A	12	U	A	11	U	A

PROJ_NO: 06183	NSAMPLE	MSA-SW38A-032714			MSA-SW38B-032714			MSA-SW38C-032714			MSA-SW38D-032714		
SDG: 240-35500-1	LAB_ID	240-35500-5			240-35500-6			240-35500-7			240-35500-8		
FRACTION: MF	SAMP_DATE	3/27/2014			3/27/2014			3/27/2014			3/27/2014		
MEDIA: WATER	QC_TYPE	NM			NM			NM			NM		
	UNITS	UG/L			UG/L			UG/L			UG/L		
	PCT_SOLIDS	0.0			0.0			0.0			0.0		
	DUP_OF												
PARAMETER		RESULT	VQL	QLCD	RESULT	VQL	QLCD	RESULT	VQL	QLCD	RESULT	VQL	QLCD
ANTIMONY		0.26	U	A	0.23	U	A	0.23	U	A	0.19	U	A
ARSENIC		1.6	J	P	1.6	J	P	1.7	J	P	1.7	J	P
BARIUM		38			37			38			38		
BERYLLIUM		0.063	J	P	0.031	U		0.031	U		0.031	U	
CADMIUM		0.48	J	P	0.34	J	P	0.34	J	P	0.32	J	P
CHROMIUM		0.28	U	A	0.3	U	A	0.27	U	A	0.28	U	A
COBALT		2.5			0.7	J	P	0.51	J	P	0.46	J	P
COPPER		3.8			3.9			3.8			3.7		
LEAD		0.14	U		0.14	U		0.14	U		0.14	U	
MERCURY		0.12	U	A	0.12	U		0.12	U		0.12	U	
MOLYBDENUM		1.5	J	P	1.5	J	P	1.5	J	P	1.5	J	P
NICKEL		6.4			3.3			2.3			4.3		
SELENIUM		1	J	P	1.2	J	P	1	J	P	1.1	J	P
SILVER		0.0083	U		0.0083	U		0.0083	U		0.0083	U	
THALLIUM		0.4	U		0.4	U		0.4	U		0.4	U	
TUNGSTEN		0.12	U	A	0.085	U	A	0.086	U	A	0.078	U	A
VANADIUM		2	J	P	2.2	J	P	2.1	J	P	2.2	J	P
ZINC		15	U	A	13	U	A	11	U	A	10	U	A

PROJ_NO: 06183	NSAMPLE	MSA-SW39A-032714			MSA-SW39B-032714			MSA-SW39C-032714			MSA-SW39D-032714		
SDG: 240-35500-1	LAB_ID	240-35500-9			240-35500-10			240-35500-11			240-35500-12		
FRACTION: MF	SAMP_DATE	3/27/2014			3/27/2014			3/27/2014			3/27/2014		
MEDIA: WATER	QC_TYPE	NM			NM			NM			NM		
	UNITS	UG/L			UG/L			UG/L			UG/L		
	PCT_SOLIDS	0.0			0.0			0.0			0.0		
	DUP_OF												
PARAMETER		RESULT	VQL	QLCD	RESULT	VQL	QLCD	RESULT	VQL	QLCD	RESULT	VQL	QLCD
ANTIMONY		0.19	U	A	0.15	U	A	0.16	U	A	0.16	U	A
ARSENIC		1.6	J	P	1.4	J	P	1.4	J	P	1.6	J	P
BARIUM		34			30			31			35		
BERYLLIUM		0.031	U		0.031	U		0.031	U		0.031	U	
CADMIUM		0.15	J	P	0.15	J	P	0.16	J	P	0.21	J	P
CHROMIUM		0.24	U	A	2			0.25	U	A	0.22	U	A
COBALT		0.4	J	P	0.23	J	P	0.27	J	P	0.24	J	P
COPPER		2.9			2.5			2.7			2.9		
LEAD		0.14	U		0.14	U		0.14	U		0.14	U	
MERCURY		0.12	U		0.12	U		0.12	U		0.12	U	A
MOLYBDENUM		1.5	J	P	1.4	J	P	1.3	J	P	1.4	J	P
NICKEL		3.4			2.5			3			2.3		
SELENIUM		1.2	J	P	1	J	P	0.71	J	P	1	J	P
SILVER		0.0083	U		0.0083	U		0.0083	U		0.0083	U	
THALLIUM		0.4	U		0.4	U		0.4	U		0.4	U	
TUNGSTEN		0.067	U	A	0.087	U	A	0.07	U	A	0.075	U	A
VANADIUM		2.2	J	P	2	J	P	2	J	P	2	J	P
ZINC		7.9	U	A	5.7	U	A	6.6	U	A	7.4	U	A

PROJ_NO: 06183	NSAMPLE	MSA-SW40A-032714			MSA-SW40B-032714			MSA-SW40C-032714			MSA-SW40D-032714		
SDG: 240-35500-1	LAB_ID	240-35500-13			240-35500-14			240-35500-15			240-35500-16		
FRACTION: MF	SAMP_DATE	3/27/2014			3/27/2014			3/27/2014			3/27/2014		
MEDIA: WATER	QC_TYPE	NM			NM			NM			NM		
	UNITS	UG/L			UG/L			UG/L			UG/L		
	PCT_SOLIDS	0.0			0.0			0.0			0.0		
	DUP_OF												
PARAMETER		RESULT	VQL	QLCD	RESULT	VQL	QLCD	RESULT	VQL	QLCD	RESULT	VQL	QLCD
ANTIMONY		0.18	U	A	0.36	U	A	0.21	U	A	0.2	U	A
ARSENIC		1.6	J	P	1.4	J	P	1.6	J	P	1.6	J	P
BARIUM		40			37			38			39		
BERYLLIUM		0.031	U		0.044	J	P	0.031	U		0.031	U	
CADMIUM		0.57	J	P	0.42	J	P	0.38	J	P	0.37	J	P
CHROMIUM		0.28	U	A	0.3	U	A	0.27	U	A	0.3	U	A
COBALT		2.1			1.4			0.56	J	P	0.46	J	P
COPPER		4.1			3.2			3.7			3.9		
LEAD		0.14	U		0.14	U		0.14	U		0.14	U	
MERCURY		0.12	U		0.12	U		0.12	U		0.12	U	
MOLYBDENUM		1.4	J	P	1.5	J	P	1.4	J	P	1.5	J	P
NICKEL		4.6			3			2.8			4.2		
SELENIUM		1.1	J	P	0.83	J	P	1.1	J	P	0.94	J	P
SILVER		0.0083	U		0.0083	U		0.0083	U		0.0083	U	
THALLIUM		0.4	U		0.4	U		0.4	U		0.4	U	
TUNGSTEN		0.042	U	A	0.15	U	A	0.11	U	A	0.067	U	A
VANADIUM		2.1	J	P	1.5	J	P	2	J	P	1.7	J	P
ZINC		16	U	A	14	U	A	11	U	A	12	U	A

PROJ_NO: 06183	NSAMPLE	MSA-SW41A-032714			MSA-SW41B-032714			MSA-SW41C-032714			MSA-SW41D-032714		
SDG: 240-35500-1	LAB_ID	240-35500-17			240-35500-18			240-35500-19			240-35500-20		
FRACTION: MF	SAMP_DATE	3/27/2014			3/27/2014			3/27/2014			3/27/2014		
MEDIA: WATER	QC_TYPE	NM			NM			NM			NM		
	UNITS	UG/L			UG/L			UG/L			UG/L		
	PCT_SOLIDS	0.0			0.0			0.0			0.0		
	DUP_OF												
PARAMETER		RESULT	VQL	QLCD	RESULT	VQL	QLCD	RESULT	VQL	QLCD	RESULT	VQL	QLCD
ANTIMONY		0.17	U	A	0.16	U	A	0.17	U	A	0.19	U	A
ARSENIC		1.5	J	P	1.4	J	P	1.7	J	P	1.6	J	P
BARIUM		36			34			40			39		
BERYLLIUM		0.054	J	P	0.031	U		0.031	U		0.031	U	
CADMIUM		0.35	J	P	0.31	J	P	0.3	J	P	0.33	J	P
CHROMIUM		0.24	U	A	0.21	U	A	0.24	U	A	0.23	U	A
COBALT		2.5			0.45	J	P	0.42	J	P	0.44	J	P
COPPER		3.2			2.8			4			3.5		
LEAD		0.14	U		0.14	U		0.14	U		0.14	U	
MERCURY		0.12	U		0.12	U		0.12	U		0.12	U	
MOLYBDENUM		1.4	J	P	1.3	J	P	1.5	J	P	1.4	J	P
NICKEL		4.8			1.9	J	P	2.8			2.5		
SELENIUM		0.93	J	P	0.69	J	P	0.99	J	P	1	J	P
SILVER		0.0083	U		0.0083	U		0.0083	U		0.0083	U	
THALLIUM		0.4	U		0.4	U		0.4	U		0.4	U	
TUNGSTEN		0.09	U	A	0.053	U	A	0.087	U	A	0.041	U	A
VANADIUM		2	J	P	1.8	J	P	2.1	J	P	2	J	P
ZINC		14	U	A	9.3	U	A	11	U	A	13	U	A

PROJ_NO: 06183	NSAMPLE	MSA-SW42A-032714			MSA-SW42B-032714			MSA-SW42C-032714			MSA-SW42D-032714		
SDG: 240-35500-1	LAB_ID	240-35500-21			240-35500-22			240-35500-23			240-35500-24		
FRACTION: MF	SAMP_DATE	3/27/2014			3/27/2014			3/27/2014			3/27/2014		
MEDIA: WATER	QC_TYPE	NM			NM			NM			NM		
	UNITS	UG/L			UG/L			UG/L			UG/L		
	PCT_SOLIDS	0.0			0.0			0.0			0.0		
	DUP_OF												
PARAMETER		RESULT	VQL	QLCD	RESULT	VQL	QLCD	RESULT	VQL	QLCD	RESULT	VQL	QLCD
ANTIMONY		0.81	U	A	0.72	U	A	0.34	U	A	0.27	U	A
ARSENIC		1.6	U	A	1.7	U	A	1.7	U	A	1.7	U	A
BARIUM		41			40			39			38		
BERYLLIUM		0.065	J	P	0.082	J	P	0.059	J	P	0.033	J	P
CADMIUM		0.6	J	P	0.47	J	P	0.42	J	P	0.32	J	P
CHROMIUM		0.33	J	P	0.32	J	P	0.32	J	P	0.25	J	P
COBALT		1.4			0.94	J	P	1			0.48	J	P
COPPER		4.2			3.6			4.1			3.9		
LEAD		0.14	U		0.14	U		0.14	U		0.14	U	
MERCURY		0.12	U		0.12	U		0.12	U		0.12	U	
MOLYBDENUM		1.8	J	P	1.8	J	P	1.4	J	P	1.4	J	P
NICKEL		4.8			2.4			4.7			4.1		
SELENIUM		1.3	U	A	1.5	U	A	1.3	U	A	1.1	U	A
SILVER		0.0083	U		0.0083	U		0.0083	U		0.0083	U	
THALLIUM		0.4	U		0.4	U		0.4	U		0.4	U	
TUNGSTEN		0.98	U	A	1.2	U	A	0.26	U	A	0.14	U	A
VANADIUM		1.9	U	A	1.9	U	A	2.2	U	A	2.2	U	A
ZINC		14	J	P	12	J	P	12	J	P	11	J	P

PROJ_NO: 06183	NSAMPLE	MSA-SW43A-032714			MSA-SW43B-032714			MSA-SW43C-032714			MSA-SW43D-032714		
SDG: 240-35500-1	LAB_ID	240-35500-25			240-35500-26			240-35500-27			240-35500-28		
FRACTION: MF	SAMP_DATE	3/27/2014			3/27/2014			3/27/2014			3/27/2014		
MEDIA: WATER	QC_TYPE	NM			NM			NM			NM		
	UNITS	UG/L			UG/L			UG/L			UG/L		
	PCT_SOLIDS	0.0			0.0			0.0			0.0		
	DUP_OF												
PARAMETER		RESULT	VQL	QLCD	RESULT	VQL	QLCD	RESULT	VQL	QLCD	RESULT	VQL	QLCD
ANTIMONY		0.23	U	A	0.21	U	A	0.19	U	A	0.35	U	A
ARSENIC		1.7	U	A	1.7	U	A	1.7	U	A	1.4	U	A
BARIUM		38			35			37			35		
BERYLLIUM		0.074	J	P	0.031	U		0.031	U		0.031	U	
CADMIUM		0.31	J	P	0.24	J	P	0.24	J	P	0.25	J	P
CHROMIUM		0.28	J	P	0.24	J	P	0.25	J	P	0.24	J	P
COBALT		1.8			0.4	J	P	0.34	J	P	0.49	J	P
COPPER		3.3			3.1			3.1			3.5		
LEAD		0.14	U		0.14	U		0.14	U		0.14	U	
MERCURY		0.12	U		0.12	U		0.12	U		0.12	U	
MOLYBDENUM		1.5	J	P	1.4	J	P	1.5	J	P	1.5	J	P
NICKEL		3.6			2.5			1.8	J	P	2.9		
SELENIUM		1.3	U	A	1.1	U	A	1.2	U	A	1.1	U	A
SILVER		0.0083	U		0.0083	U		0.0083	U		0.0083	U	
THALLIUM		0.4	U		0.4	U		0.4	U		0.4	U	
TUNGSTEN		0.11	U	A	0.14	U	A	0.075	U	A	0.19	U	A
VANADIUM		2.4	U	A	2.4	U	A	2.3	U	A	1.7	U	A
ZINC		13	J	P	8.4	J	P	8.2	J	P	9.6	J	P

PROJ_NO: 06183	NSAMPLE	MSA-SW44A-032714			MSA-SW44B-032714			MSA-SW44C-032714			MSA-SW44D-032714		
SDG: 240-35500-1	LAB_ID	240-35500-29			240-35500-30			240-35500-31			240-35500-32		
FRACTION: MF	SAMP_DATE	3/27/2014			3/27/2014			3/27/2014			3/27/2014		
MEDIA: WATER	QC_TYPE	NM			NM			NM			NM		
	UNITS	UG/L			UG/L			UG/L			UG/L		
	PCT_SOLIDS	0.0			0.0			0.0			0.0		
	DUP_OF												
PARAMETER		RESULT	VQL	QLCD	RESULT	VQL	QLCD	RESULT	VQL	QLCD	RESULT	VQL	QLCD
ANTIMONY		0.22	U	A	0.17	U	A	0.17	U	A	0.17	U	A
ARSENIC		1.6	U	A	1.6	U	A	1.5	U	A	1.6	U	A
BARIUM		35			34			33			36		
BERYLLIUM		0.056	J	P	0.031	U		0.031	U		0.031	U	
CADMIUM		0.24	J	P	0.17	J	P	0.2	J	P	0.27	J	P
CHROMIUM		0.27	J	P	0.3	J	P	0.26	J	P	0.24	J	P
COBALT		1.7			0.29	J	P	0.28	J	P	0.37	J	P
COPPER		3.7			3.8			3			3.2		
LEAD		0.14	U		0.14	U		0.14	U		0.14	U	
MERCURY		0.12	U		0.12	U		0.12	U		0.12	U	
MOLYBDENUM		1.5	J	P	1.5	J	P	1.4	J	P	1.5	J	P
NICKEL		5.5			1.6	J	P	2.2			3.4		
SELENIUM		1	U	A	1.1	U	A	0.89	U	A	1.1	U	A
SILVER		0.0083	U		0.0083	U		0.0083	U		0.0083	U	
THALLIUM		0.4	U		0.4	U		0.4	U		0.4	U	
TUNGSTEN		0.15	U	A	0.096	U	A	0.078	U	A	0.076	U	A
VANADIUM		2.2	U	A	2.1	U	A	2	U	A	2	U	A
ZINC		11	J	P	13	J	P	7	J	P	9.2	J	P

PROJ_NO: 06183	NSAMPLE	MSA-SW45A-032714			MSA-SW45B-032714			MSA-SW45C-032714			MSA-SW45D-032714		
SDG: 240-35500-1	LAB_ID	240-35500-33			240-35500-34			240-35500-35			240-35500-36		
FRACTION: MF	SAMP_DATE	3/27/2014			3/27/2014			3/27/2014			3/27/2014		
MEDIA: WATER	QC_TYPE	NM			NM			NM			NM		
	UNITS	UG/L			UG/L			UG/L			UG/L		
	PCT_SOLIDS	0.0			0.0			0.0			0.0		
	DUP_OF												
PARAMETER		RESULT	VQL	QLCD	RESULT	VQL	QLCD	RESULT	VQL	QLCD	RESULT	VQL	QLCD
ANTIMONY		0.14	U	A	0.12	U	A	0.15	U	A	0.17	U	A
ARSENIC		1.6	U	A	1.5	U	A	1.6	U	A	1.5	U	A
BARIUM		34			35			36			37		
BERYLLIUM		0.031	U		0.031	U		0.031	U		0.031	U	
CADMIUM		0.15	J	P	0.15	J	P	0.2	J	P	0.24	J	P
CHROMIUM		0.3	J	P	0.3	J	P	0.36	J	P	0.35	J	P
COBALT		0.91	J	P	0.26	J	P	0.46	J	P	0.36	J	P
COPPER		2.8			2.8			3.5			3.2		
LEAD		0.14	U		0.14	U		0.2	J	P	0.14	U	
MERCURY		0.12	U		0.12	J	P	0.12	U		0.12	U	
MOLYBDENUM		1.5	J	P	1.5	J	P	1.5	J	P	1.4	J	P
NICKEL		2.7			1.6	J	P	2.7			2.4		
SELENIUM		0.96	U	A	0.95	U	A	1.1	U	A	0.81	U	A
SILVER		0.0083	U		0.0083	U		0.0083	U		0.0083	U	
THALLIUM		0.4	U		0.4	U		0.4	U		0.4	U	
TUNGSTEN		0.081	U	A	0.08	U	A	0.071	U	A	0.066	U	A
VANADIUM		2	U	A	2	U	A	2.2	U	A	2.1	U	A
ZINC		5.9	J	P	6.7	J	P	7.9	J	P	9.1	J	P

Appendix B

Results as Reported by the Laboratory

1A-IN
INORGANIC ANALYSIS DATA SHEET
METALS - DISSOLVED

Client Sample ID: MSA-SW37A-032714 Lab Sample ID: 240-35500-1

Lab Name: TestAmerica Canton Job No.: 240-35500-1

SDG ID.:

Matrix: Water Date Sampled: 03/27/2014 14:55

Reporting Basis: WET Date Received: 03/28/2014 09:30

CAS No.	Analyte	Result	RL	MDL	Units	C	Q	DIL	Method
7440-36-0	Antimony	0.89	2.0	0.11	ug/L	J	B	1	6020
7440-38-2	Arsenic	1.5	5.0	0.063	ug/L	J	B	1	6020
7440-39-3	Barium	42	5.0	0.32	ug/L			1	6020
7440-41-7	Beryllium	0.072	1.0	0.031	ug/L	J		1	6020
7440-43-9	Cadmium	0.60	1.0	0.026	ug/L	J		1	6020
7440-47-3	Chromium	0.43	2.0	0.13	ug/L	J	B	1	6020
7440-48-4	Cobalt	1.3	1.0	0.020	ug/L			1	6020
7440-50-8	Copper	4.1	2.0	0.24	ug/L			1	6020
7439-92-1	Lead	1.0	1.0	0.14	ug/L	U		1	6020
7439-98-7	Molybdenum	1.8	10	0.81	ug/L	J		1	6020
7440-02-0	Nickel	4.4	2.0	0.088	ug/L		B	1	6020
7782-49-2	Selenium	1.2	5.0	0.34	ug/L	J		1	6020
7440-22-4	Silver	0.018	1.0	0.0083	ug/L	J	B	1	6020
7440-28-0	Thallium	2.0	2.0	0.40	ug/L	U		1	6020
7440-62-2	Vanadium	1.3	5.0	0.15	ug/L	J	B	1	6020
7440-66-6	Zinc	16	20	2.1	ug/L	J	B	1	6020
7440-33-7	Tungsten	1.1	10	0.017	ug/L	J	B	1	6020
7439-97-6	Mercury	0.20	0.20	0.12	ug/L	U		1	7470A

1A-IN
INORGANIC ANALYSIS DATA SHEET
METALS - DISSOLVED

Client Sample ID: MSA-SW37B-032714 Lab Sample ID: 240-35500-2

Lab Name: TestAmerica Canton Job No.: 240-35500-1

SDG ID.:

Matrix: Water Date Sampled: 03/27/2014 15:00

Reporting Basis: WET Date Received: 03/28/2014 09:30

CAS No.	Analyte	Result	RL	MDL	Units	C	Q	DIL	Method
7440-36-0	Antimony	0.40	2.0	0.11	ug/L	J	B	1	6020
7440-38-2	Arsenic	1.4	5.0	0.063	ug/L	J	B	1	6020
7440-39-3	Barium	37	5.0	0.32	ug/L			1	6020
7440-41-7	Beryllium	0.058	1.0	0.031	ug/L	J		1	6020
7440-43-9	Cadmium	0.46	1.0	0.026	ug/L	J		1	6020
7440-47-3	Chromium	0.25	2.0	0.13	ug/L	J	B	1	6020
7440-48-4	Cobalt	0.85	1.0	0.020	ug/L	J		1	6020
7440-50-8	Copper	4.2	2.0	0.24	ug/L			1	6020
7439-92-1	Lead	1.0	1.0	0.14	ug/L	U		1	6020
7439-98-7	Molybdenum	1.4	10	0.81	ug/L	J		1	6020
7440-02-0	Nickel	3.9	2.0	0.088	ug/L		B	1	6020
7782-49-2	Selenium	1.3	5.0	0.34	ug/L	J		1	6020
7440-22-4	Silver	1.0	1.0	0.0083	ug/L	U		1	6020
7440-28-0	Thallium	2.0	2.0	0.40	ug/L	U		1	6020
7440-62-2	Vanadium	1.5	5.0	0.15	ug/L	J	B	1	6020
7440-66-6	Zinc	13	20	2.1	ug/L	J	B	1	6020
7440-33-7	Tungsten	0.27	10	0.017	ug/L	J	B	1	6020
7439-97-6	Mercury	0.20	0.20	0.12	ug/L	U		1	7470A

1A-IN
INORGANIC ANALYSIS DATA SHEET
METALS - DISSOLVED

Client Sample ID: MSA-SW37C-032714 Lab Sample ID: 240-35500-3

Lab Name: TestAmerica Canton Job No.: 240-35500-1

SDG ID.:

Matrix: Water Date Sampled: 03/27/2014 15:05

Reporting Basis: WET Date Received: 03/28/2014 09:30

CAS No.	Analyte	Result	RL	MDL	Units	C	Q	DIL	Method
7440-36-0	Antimony	0.29	2.0	0.11	ug/L	J	B	1	6020
7440-38-2	Arsenic	1.5	5.0	0.063	ug/L	J	B	1	6020
7440-39-3	Barium	36	5.0	0.32	ug/L			1	6020
7440-41-7	Beryllium	0.049	1.0	0.031	ug/L	J		1	6020
7440-43-9	Cadmium	0.34	1.0	0.026	ug/L	J		1	6020
7440-47-3	Chromium	0.27	2.0	0.13	ug/L	J	B	1	6020
7440-48-4	Cobalt	0.64	1.0	0.020	ug/L	J		1	6020
7440-50-8	Copper	3.6	2.0	0.24	ug/L			1	6020
7439-92-1	Lead	1.0	1.0	0.14	ug/L	U		1	6020
7439-98-7	Molybdenum	1.3	10	0.81	ug/L	J		1	6020
7440-02-0	Nickel	4.0	2.0	0.088	ug/L		B	1	6020
7782-49-2	Selenium	1.1	5.0	0.34	ug/L	J		1	6020
7440-22-4	Silver	1.0	1.0	0.0083	ug/L	U		1	6020
7440-28-0	Thallium	2.0	2.0	0.40	ug/L	U		1	6020
7440-62-2	Vanadium	1.7	5.0	0.15	ug/L	J	B	1	6020
7440-66-6	Zinc	12	20	2.1	ug/L	J	B	1	6020
7440-33-7	Tungsten	0.16	10	0.017	ug/L	J	B	1	6020
7439-97-6	Mercury	0.20	0.20	0.12	ug/L	U		1	7470A

1A-IN
INORGANIC ANALYSIS DATA SHEET
METALS - DISSOLVED

Client Sample ID: MSA-SW37D-032714 Lab Sample ID: 240-35500-4

Lab Name: TestAmerica Canton Job No.: 240-35500-1

SDG ID.:

Matrix: Water Date Sampled: 03/27/2014 15:09

Reporting Basis: WET Date Received: 03/28/2014 09:30

CAS No.	Analyte	Result	RL	MDL	Units	C	Q	DIL	Method
7440-36-0	Antimony	0.41	2.0	0.11	ug/L	J	B	1	6020
7440-38-2	Arsenic	1.5	5.0	0.063	ug/L	J	B	1	6020
7440-39-3	Barium	37	5.0	0.32	ug/L			1	6020
7440-41-7	Beryllium	0.048	1.0	0.031	ug/L	J		1	6020
7440-43-9	Cadmium	0.34	1.0	0.026	ug/L	J		1	6020
7440-47-3	Chromium	0.56	2.0	0.13	ug/L	J	B	1	6020
7440-48-4	Cobalt	0.50	1.0	0.020	ug/L	J		1	6020
7440-50-8	Copper	4.1	2.0	0.24	ug/L			1	6020
7439-92-1	Lead	0.33	1.0	0.14	ug/L	J		1	6020
7439-98-7	Molybdenum	1.4	10	0.81	ug/L	J		1	6020
7440-02-0	Nickel	1.9	2.0	0.088	ug/L	J	B	1	6020
7782-49-2	Selenium	1.0	5.0	0.34	ug/L	J		1	6020
7440-22-4	Silver	1.0	1.0	0.0083	ug/L	U		1	6020
7440-28-0	Thallium	2.0	2.0	0.40	ug/L	U		1	6020
7440-62-2	Vanadium	1.7	5.0	0.15	ug/L	J	B	1	6020
7440-66-6	Zinc	11	20	2.1	ug/L	J	B	1	6020
7440-33-7	Tungsten	0.24	10	0.017	ug/L	J	B	1	6020
7439-97-6	Mercury	0.20	0.20	0.12	ug/L	U		1	7470A

1A-IN
INORGANIC ANALYSIS DATA SHEET
METALS - DISSOLVED

Client Sample ID: MSA-SW38A-032714 Lab Sample ID: 240-35500-5

Lab Name: TestAmerica Canton Job No.: 240-35500-1

SDG ID.:

Matrix: Water Date Sampled: 03/27/2014 13:58

Reporting Basis: WET Date Received: 03/28/2014 09:30

CAS No.	Analyte	Result	RL	MDL	Units	C	Q	DIL	Method
7440-36-0	Antimony	0.26	2.0	0.11	ug/L	J	B	1	6020
7440-38-2	Arsenic	1.6	5.0	0.063	ug/L	J	B	1	6020
7440-39-3	Barium	38	5.0	0.32	ug/L			1	6020
7440-41-7	Beryllium	0.063	1.0	0.031	ug/L	J		1	6020
7440-43-9	Cadmium	0.48	1.0	0.026	ug/L	J		1	6020
7440-47-3	Chromium	0.28	2.0	0.13	ug/L	J	B	1	6020
7440-48-4	Cobalt	2.5	1.0	0.020	ug/L			1	6020
7440-50-8	Copper	3.8	2.0	0.24	ug/L			1	6020
7439-92-1	Lead	1.0	1.0	0.14	ug/L	U		1	6020
7439-98-7	Molybdenum	1.5	10	0.81	ug/L	J		1	6020
7440-02-0	Nickel	6.4	2.0	0.088	ug/L		B	1	6020
7782-49-2	Selenium	1.0	5.0	0.34	ug/L	J		1	6020
7440-22-4	Silver	1.0	1.0	0.0083	ug/L	U		1	6020
7440-28-0	Thallium	2.0	2.0	0.40	ug/L	U		1	6020
7440-62-2	Vanadium	2.0	5.0	0.15	ug/L	J	B	1	6020
7440-66-6	Zinc	15	20	2.1	ug/L	J	B	1	6020
7440-33-7	Tungsten	0.12	10	0.017	ug/L	J	B	1	6020
7439-97-6	Mercury	0.12	0.20	0.12	ug/L	J	B	1	7470A

1A-IN
INORGANIC ANALYSIS DATA SHEET
METALS - DISSOLVED

Client Sample ID: MSA-SW38B-032714 Lab Sample ID: 240-35500-6

Lab Name: TestAmerica Canton Job No.: 240-35500-1

SDG ID.:

Matrix: Water Date Sampled: 03/27/2014 14:05

Reporting Basis: WET Date Received: 03/28/2014 09:30

CAS No.	Analyte	Result	RL	MDL	Units	C	Q	DIL	Method
7440-36-0	Antimony	0.23	2.0	0.11	ug/L	J	B	1	6020
7440-38-2	Arsenic	1.6	5.0	0.063	ug/L	J	B	1	6020
7440-39-3	Barium	37	5.0	0.32	ug/L			1	6020
7440-41-7	Beryllium	1.0	1.0	0.031	ug/L	U		1	6020
7440-43-9	Cadmium	0.34	1.0	0.026	ug/L	J		1	6020
7440-47-3	Chromium	0.30	2.0	0.13	ug/L	J	B	1	6020
7440-48-4	Cobalt	0.70	1.0	0.020	ug/L	J		1	6020
7440-50-8	Copper	3.9	2.0	0.24	ug/L			1	6020
7439-92-1	Lead	1.0	1.0	0.14	ug/L	U		1	6020
7439-98-7	Molybdenum	1.5	10	0.81	ug/L	J		1	6020
7440-02-0	Nickel	3.3	2.0	0.088	ug/L		B	1	6020
7782-49-2	Selenium	1.2	5.0	0.34	ug/L	J		1	6020
7440-22-4	Silver	1.0	1.0	0.0083	ug/L	U		1	6020
7440-28-0	Thallium	2.0	2.0	0.40	ug/L	U		1	6020
7440-62-2	Vanadium	2.2	5.0	0.15	ug/L	J	B	1	6020
7440-66-6	Zinc	13	20	2.1	ug/L	J	B	1	6020
7440-33-7	Tungsten	0.085	10	0.017	ug/L	J	B	1	6020
7439-97-6	Mercury	0.20	0.20	0.12	ug/L	U		1	7470A

1A-IN
INORGANIC ANALYSIS DATA SHEET
METALS - DISSOLVED

Client Sample ID: MSA-SW38C-032714 Lab Sample ID: 240-35500-7

Lab Name: TestAmerica Canton Job No.: 240-35500-1

SDG ID.:

Matrix: Water Date Sampled: 03/27/2014 14:08

Reporting Basis: WET Date Received: 03/28/2014 09:30

CAS No.	Analyte	Result	RL	MDL	Units	C	Q	DIL	Method
7440-36-0	Antimony	0.23	2.0	0.11	ug/L	J	B	1	6020
7440-38-2	Arsenic	1.7	5.0	0.063	ug/L	J	B	1	6020
7440-39-3	Barium	38	5.0	0.32	ug/L			1	6020
7440-41-7	Beryllium	1.0	1.0	0.031	ug/L	U		1	6020
7440-43-9	Cadmium	0.34	1.0	0.026	ug/L	J		1	6020
7440-47-3	Chromium	0.27	2.0	0.13	ug/L	J	B	1	6020
7440-48-4	Cobalt	0.51	1.0	0.020	ug/L	J		1	6020
7440-50-8	Copper	3.8	2.0	0.24	ug/L			1	6020
7439-92-1	Lead	1.0	1.0	0.14	ug/L	U		1	6020
7439-98-7	Molybdenum	1.5	10	0.81	ug/L	J		1	6020
7440-02-0	Nickel	2.3	2.0	0.088	ug/L		B	1	6020
7782-49-2	Selenium	1.0	5.0	0.34	ug/L	J		1	6020
7440-22-4	Silver	1.0	1.0	0.0083	ug/L	U		1	6020
7440-28-0	Thallium	2.0	2.0	0.40	ug/L	U		1	6020
7440-62-2	Vanadium	2.1	5.0	0.15	ug/L	J	B	1	6020
7440-66-6	Zinc	11	20	2.1	ug/L	J	B	1	6020
7440-33-7	Tungsten	0.086	10	0.017	ug/L	J	B	1	6020
7439-97-6	Mercury	0.20	0.20	0.12	ug/L	U		1	7470A

1A-IN
INORGANIC ANALYSIS DATA SHEET
METALS - DISSOLVED

Client Sample ID: MSA-SW38D-032714 Lab Sample ID: 240-35500-8

Lab Name: TestAmerica Canton Job No.: 240-35500-1

SDG ID.:

Matrix: Water Date Sampled: 03/27/2014 14:13

Reporting Basis: WET Date Received: 03/28/2014 09:30

CAS No.	Analyte	Result	RL	MDL	Units	C	Q	DIL	Method
7440-36-0	Antimony	0.19	2.0	0.11	ug/L	J	B	1	6020
7440-38-2	Arsenic	1.7	5.0	0.063	ug/L	J	B	1	6020
7440-39-3	Barium	38	5.0	0.32	ug/L			1	6020
7440-41-7	Beryllium	1.0	1.0	0.031	ug/L	U		1	6020
7440-43-9	Cadmium	0.32	1.0	0.026	ug/L	J		1	6020
7440-47-3	Chromium	0.28	2.0	0.13	ug/L	J	B	1	6020
7440-48-4	Cobalt	0.46	1.0	0.020	ug/L	J		1	6020
7440-50-8	Copper	3.7	2.0	0.24	ug/L			1	6020
7439-92-1	Lead	1.0	1.0	0.14	ug/L	U		1	6020
7439-98-7	Molybdenum	1.5	10	0.81	ug/L	J		1	6020
7440-02-0	Nickel	4.3	2.0	0.088	ug/L		B	1	6020
7782-49-2	Selenium	1.1	5.0	0.34	ug/L	J		1	6020
7440-22-4	Silver	1.0	1.0	0.0083	ug/L	U		1	6020
7440-28-0	Thallium	2.0	2.0	0.40	ug/L	U		1	6020
7440-62-2	Vanadium	2.2	5.0	0.15	ug/L	J	B	1	6020
7440-66-6	Zinc	10	20	2.1	ug/L	J	B	1	6020
7440-33-7	Tungsten	0.078	10	0.017	ug/L	J	B	1	6020
7439-97-6	Mercury	0.20	0.20	0.12	ug/L	U		1	7470A

1A-IN
INORGANIC ANALYSIS DATA SHEET
METALS - DISSOLVED

Client Sample ID: MSA-SW39A-032714 Lab Sample ID: 240-35500-9

Lab Name: TestAmerica Canton Job No.: 240-35500-1

SDG ID.:

Matrix: Water Date Sampled: 03/27/2014 11:55

Reporting Basis: WET Date Received: 03/28/2014 09:30

CAS No.	Analyte	Result	RL	MDL	Units	C	Q	DIL	Method
7440-36-0	Antimony	0.19	2.0	0.11	ug/L	J	B	1	6020
7440-38-2	Arsenic	1.6	5.0	0.063	ug/L	J	B	1	6020
7440-39-3	Barium	34	5.0	0.32	ug/L			1	6020
7440-41-7	Beryllium	1.0	1.0	0.031	ug/L	U		1	6020
7440-43-9	Cadmium	0.15	1.0	0.026	ug/L	J		1	6020
7440-47-3	Chromium	0.24	2.0	0.13	ug/L	J	B	1	6020
7440-48-4	Cobalt	0.40	1.0	0.020	ug/L	J		1	6020
7440-50-8	Copper	2.9	2.0	0.24	ug/L			1	6020
7439-92-1	Lead	1.0	1.0	0.14	ug/L	U		1	6020
7439-98-7	Molybdenum	1.5	10	0.81	ug/L	J		1	6020
7440-02-0	Nickel	3.4	2.0	0.088	ug/L		B	1	6020
7782-49-2	Selenium	1.2	5.0	0.34	ug/L	J		1	6020
7440-22-4	Silver	1.0	1.0	0.0083	ug/L	U		1	6020
7440-28-0	Thallium	2.0	2.0	0.40	ug/L	U		1	6020
7440-62-2	Vanadium	2.2	5.0	0.15	ug/L	J	B	1	6020
7440-66-6	Zinc	7.9	20	2.1	ug/L	J	B	1	6020
7440-33-7	Tungsten	0.067	10	0.017	ug/L	J	B	1	6020
7439-97-6	Mercury	0.20	0.20	0.12	ug/L	U		1	7470A

1A-IN
INORGANIC ANALYSIS DATA SHEET
METALS - DISSOLVED

Client Sample ID: MSA-SW39B-032714 Lab Sample ID: 240-35500-10

Lab Name: TestAmerica Canton Job No.: 240-35500-1

SDG ID.:

Matrix: Water Date Sampled: 03/27/2014 12:05

Reporting Basis: WET Date Received: 03/28/2014 09:30

CAS No.	Analyte	Result	RL	MDL	Units	C	Q	DIL	Method
7440-36-0	Antimony	0.15	2.0	0.11	ug/L	J	B	1	6020
7440-38-2	Arsenic	1.4	5.0	0.063	ug/L	J	B	1	6020
7440-39-3	Barium	30	5.0	0.32	ug/L			1	6020
7440-41-7	Beryllium	1.0	1.0	0.031	ug/L	U		1	6020
7440-43-9	Cadmium	0.15	1.0	0.026	ug/L	J		1	6020
7440-47-3	Chromium	2.0	2.0	0.13	ug/L		B	1	6020
7440-48-4	Cobalt	0.23	1.0	0.020	ug/L	J		1	6020
7440-50-8	Copper	2.5	2.0	0.24	ug/L			1	6020
7439-92-1	Lead	1.0	1.0	0.14	ug/L	U		1	6020
7439-98-7	Molybdenum	1.4	10	0.81	ug/L	J		1	6020
7440-02-0	Nickel	2.5	2.0	0.088	ug/L		B	1	6020
7782-49-2	Selenium	1.0	5.0	0.34	ug/L	J		1	6020
7440-22-4	Silver	1.0	1.0	0.0083	ug/L	U		1	6020
7440-28-0	Thallium	2.0	2.0	0.40	ug/L	U		1	6020
7440-62-2	Vanadium	2.0	5.0	0.15	ug/L	J	B	1	6020
7440-66-6	Zinc	5.7	20	2.1	ug/L	J	B	1	6020
7440-33-7	Tungsten	0.087	10	0.017	ug/L	J	B	1	6020
7439-97-6	Mercury	0.20	0.20	0.12	ug/L	U		1	7470A

1A-IN
INORGANIC ANALYSIS DATA SHEET
METALS - DISSOLVED

Client Sample ID: MSA-SW39C-032714 Lab Sample ID: 240-35500-11

Lab Name: TestAmerica Canton Job No.: 240-35500-1

SDG ID.:

Matrix: Water Date Sampled: 03/27/2014 12:10

Reporting Basis: WET Date Received: 03/28/2014 09:30

CAS No.	Analyte	Result	RL	MDL	Units	C	Q	DIL	Method
7440-36-0	Antimony	0.16	2.0	0.11	ug/L	J	B	1	6020
7440-38-2	Arsenic	1.4	5.0	0.063	ug/L	J	B	1	6020
7440-39-3	Barium	31	5.0	0.32	ug/L			1	6020
7440-41-7	Beryllium	1.0	1.0	0.031	ug/L	U		1	6020
7440-43-9	Cadmium	0.16	1.0	0.026	ug/L	J		1	6020
7440-47-3	Chromium	0.25	2.0	0.13	ug/L	J	B	1	6020
7440-48-4	Cobalt	0.27	1.0	0.020	ug/L	J		1	6020
7440-50-8	Copper	2.7	2.0	0.24	ug/L			1	6020
7439-92-1	Lead	1.0	1.0	0.14	ug/L	U		1	6020
7439-98-7	Molybdenum	1.3	10	0.81	ug/L	J		1	6020
7440-02-0	Nickel	3.0	2.0	0.088	ug/L		B	1	6020
7782-49-2	Selenium	0.71	5.0	0.34	ug/L	J		1	6020
7440-22-4	Silver	1.0	1.0	0.0083	ug/L	U		1	6020
7440-28-0	Thallium	2.0	2.0	0.40	ug/L	U		1	6020
7440-62-2	Vanadium	2.0	5.0	0.15	ug/L	J	B	1	6020
7440-66-6	Zinc	6.6	20	2.1	ug/L	J	B	1	6020
7440-33-7	Tungsten	0.070	10	0.017	ug/L	J	B	1	6020
7439-97-6	Mercury	0.20	0.20	0.12	ug/L	U		1	7470A

1A-IN
INORGANIC ANALYSIS DATA SHEET
METALS - DISSOLVED

Client Sample ID: MSA-SW39D-032714 Lab Sample ID: 240-35500-12

Lab Name: TestAmerica Canton Job No.: 240-35500-1

SDG ID.:

Matrix: Water Date Sampled: 03/27/2014 12:15

Reporting Basis: WET Date Received: 03/28/2014 09:30

CAS No.	Analyte	Result	RL	MDL	Units	C	Q	DIL	Method
7440-36-0	Antimony	0.16	2.0	0.11	ug/L	J	B	1	6020
7440-38-2	Arsenic	1.6	5.0	0.063	ug/L	J	B	1	6020
7440-39-3	Barium	35	5.0	0.32	ug/L			1	6020
7440-41-7	Beryllium	1.0	1.0	0.031	ug/L	U		1	6020
7440-43-9	Cadmium	0.21	1.0	0.026	ug/L	J		1	6020
7440-47-3	Chromium	0.22	2.0	0.13	ug/L	J	B	1	6020
7440-48-4	Cobalt	0.24	1.0	0.020	ug/L	J		1	6020
7440-50-8	Copper	2.9	2.0	0.24	ug/L			1	6020
7439-92-1	Lead	1.0	1.0	0.14	ug/L	U		1	6020
7439-98-7	Molybdenum	1.4	10	0.81	ug/L	J		1	6020
7440-02-0	Nickel	2.3	2.0	0.088	ug/L		B	1	6020
7782-49-2	Selenium	1.0	5.0	0.34	ug/L	J		1	6020
7440-22-4	Silver	1.0	1.0	0.0083	ug/L	U		1	6020
7440-28-0	Thallium	2.0	2.0	0.40	ug/L	U		1	6020
7440-62-2	Vanadium	2.0	5.0	0.15	ug/L	J	B	1	6020
7440-66-6	Zinc	7.4	20	2.1	ug/L	J	B	1	6020
7440-33-7	Tungsten	0.075	10	0.017	ug/L	J	B	1	6020
7439-97-6	Mercury	0.12	0.20	0.12	ug/L	J	B	1	7470A

1A-IN
INORGANIC ANALYSIS DATA SHEET
METALS - DISSOLVED

Client Sample ID: MSA-SW40A-032714 Lab Sample ID: 240-35500-13

Lab Name: TestAmerica Canton Job No.: 240-35500-1

SDG ID.:

Matrix: Water Date Sampled: 03/27/2014 14:18

Reporting Basis: WET Date Received: 03/28/2014 09:30

CAS No.	Analyte	Result	RL	MDL	Units	C	Q	DIL	Method
7440-36-0	Antimony	0.18	2.0	0.11	ug/L	J	B	1	6020
7440-38-2	Arsenic	1.6	5.0	0.063	ug/L	J	B	1	6020
7440-39-3	Barium	40	5.0	0.32	ug/L			1	6020
7440-41-7	Beryllium	1.0	1.0	0.031	ug/L	U		1	6020
7440-43-9	Cadmium	0.57	1.0	0.026	ug/L	J		1	6020
7440-47-3	Chromium	0.28	2.0	0.13	ug/L	J	B	1	6020
7440-48-4	Cobalt	2.1	1.0	0.020	ug/L			1	6020
7440-50-8	Copper	4.1	2.0	0.24	ug/L			1	6020
7439-92-1	Lead	1.0	1.0	0.14	ug/L	U		1	6020
7439-98-7	Molybdenum	1.4	10	0.81	ug/L	J		1	6020
7440-02-0	Nickel	4.6	2.0	0.088	ug/L		B	1	6020
7782-49-2	Selenium	1.1	5.0	0.34	ug/L	J		1	6020
7440-22-4	Silver	1.0	1.0	0.0083	ug/L	U		1	6020
7440-28-0	Thallium	2.0	2.0	0.40	ug/L	U		1	6020
7440-62-2	Vanadium	2.1	5.0	0.15	ug/L	J	B	1	6020
7440-66-6	Zinc	16	20	2.1	ug/L	J	B	1	6020
7440-33-7	Tungsten	0.042	10	0.017	ug/L	J	B	1	6020
7439-97-6	Mercury	0.20	0.20	0.12	ug/L	U		1	7470A

1A-IN
INORGANIC ANALYSIS DATA SHEET
METALS - DISSOLVED

Client Sample ID: MSA-SW40B-032714 Lab Sample ID: 240-35500-14

Lab Name: TestAmerica Canton Job No.: 240-35500-1

SDG ID.:

Matrix: Water Date Sampled: 03/27/2014 14:22

Reporting Basis: WET Date Received: 03/28/2014 09:30

CAS No.	Analyte	Result	RL	MDL	Units	C	Q	DIL	Method
7440-36-0	Antimony	0.36	2.0	0.11	ug/L	J	B	1	6020
7440-38-2	Arsenic	1.4	5.0	0.063	ug/L	J	B	1	6020
7440-39-3	Barium	37	5.0	0.32	ug/L			1	6020
7440-41-7	Beryllium	0.044	1.0	0.031	ug/L	J		1	6020
7440-43-9	Cadmium	0.42	1.0	0.026	ug/L	J		1	6020
7440-47-3	Chromium	0.30	2.0	0.13	ug/L	J	B	1	6020
7440-48-4	Cobalt	1.4	1.0	0.020	ug/L			1	6020
7440-50-8	Copper	3.2	2.0	0.24	ug/L			1	6020
7439-92-1	Lead	1.0	1.0	0.14	ug/L	U		1	6020
7439-98-7	Molybdenum	1.5	10	0.81	ug/L	J		1	6020
7440-02-0	Nickel	3.0	2.0	0.088	ug/L		B	1	6020
7782-49-2	Selenium	0.83	5.0	0.34	ug/L	J		1	6020
7440-22-4	Silver	1.0	1.0	0.0083	ug/L	U		1	6020
7440-28-0	Thallium	2.0	2.0	0.40	ug/L	U		1	6020
7440-62-2	Vanadium	1.5	5.0	0.15	ug/L	J	B	1	6020
7440-66-6	Zinc	14	20	2.1	ug/L	J	B	1	6020
7440-33-7	Tungsten	0.15	10	0.017	ug/L	J	B	1	6020
7439-97-6	Mercury	0.20	0.20	0.12	ug/L	U		1	7470A

1A-IN
INORGANIC ANALYSIS DATA SHEET
METALS - DISSOLVED

Client Sample ID: MSA-SW40C-032714 Lab Sample ID: 240-35500-15

Lab Name: TestAmerica Canton Job No.: 240-35500-1

SDG ID.:

Matrix: Water Date Sampled: 03/27/2014 14:27

Reporting Basis: WET Date Received: 03/28/2014 09:30

CAS No.	Analyte	Result	RL	MDL	Units	C	Q	DIL	Method
7440-36-0	Antimony	0.21	2.0	0.11	ug/L	J	B	1	6020
7440-38-2	Arsenic	1.6	5.0	0.063	ug/L	J	B	1	6020
7440-39-3	Barium	38	5.0	0.32	ug/L			1	6020
7440-41-7	Beryllium	1.0	1.0	0.031	ug/L	U		1	6020
7440-43-9	Cadmium	0.38	1.0	0.026	ug/L	J		1	6020
7440-47-3	Chromium	0.27	2.0	0.13	ug/L	J	B	1	6020
7440-48-4	Cobalt	0.56	1.0	0.020	ug/L	J		1	6020
7440-50-8	Copper	3.7	2.0	0.24	ug/L			1	6020
7439-92-1	Lead	1.0	1.0	0.14	ug/L	U		1	6020
7439-98-7	Molybdenum	1.4	10	0.81	ug/L	J		1	6020
7440-02-0	Nickel	2.8	2.0	0.088	ug/L		B	1	6020
7782-49-2	Selenium	1.1	5.0	0.34	ug/L	J		1	6020
7440-22-4	Silver	1.0	1.0	0.0083	ug/L	U		1	6020
7440-28-0	Thallium	2.0	2.0	0.40	ug/L	U		1	6020
7440-62-2	Vanadium	2.0	5.0	0.15	ug/L	J	B	1	6020
7440-66-6	Zinc	11	20	2.1	ug/L	J	B	1	6020
7440-33-7	Tungsten	0.11	10	0.017	ug/L	J	B	1	6020
7439-97-6	Mercury	0.20	0.20	0.12	ug/L	U		1	7470A

1A-IN
INORGANIC ANALYSIS DATA SHEET
METALS - DISSOLVED

Client Sample ID: MSA-SW40D-032714 Lab Sample ID: 240-35500-16

Lab Name: TestAmerica Canton Job No.: 240-35500-1

SDG ID.:

Matrix: Water Date Sampled: 03/27/2014 14:32

Reporting Basis: WET Date Received: 03/28/2014 09:30

CAS No.	Analyte	Result	RL	MDL	Units	C	Q	DIL	Method
7440-36-0	Antimony	0.20	2.0	0.11	ug/L	J	B	1	6020
7440-38-2	Arsenic	1.6	5.0	0.063	ug/L	J	B	1	6020
7440-39-3	Barium	39	5.0	0.32	ug/L			1	6020
7440-41-7	Beryllium	1.0	1.0	0.031	ug/L	U		1	6020
7440-43-9	Cadmium	0.37	1.0	0.026	ug/L	J		1	6020
7440-47-3	Chromium	0.30	2.0	0.13	ug/L	J	B	1	6020
7440-48-4	Cobalt	0.46	1.0	0.020	ug/L	J		1	6020
7440-50-8	Copper	3.9	2.0	0.24	ug/L			1	6020
7439-92-1	Lead	1.0	1.0	0.14	ug/L	U		1	6020
7439-98-7	Molybdenum	1.5	10	0.81	ug/L	J		1	6020
7440-02-0	Nickel	4.2	2.0	0.088	ug/L		B	1	6020
7782-49-2	Selenium	0.94	5.0	0.34	ug/L	J		1	6020
7440-22-4	Silver	1.0	1.0	0.0083	ug/L	U		1	6020
7440-28-0	Thallium	2.0	2.0	0.40	ug/L	U		1	6020
7440-62-2	Vanadium	1.7	5.0	0.15	ug/L	J	B	1	6020
7440-66-6	Zinc	12	20	2.1	ug/L	J	B	1	6020
7440-33-7	Tungsten	0.067	10	0.017	ug/L	J	B	1	6020
7439-97-6	Mercury	0.20	0.20	0.12	ug/L	U		1	7470A

1A-IN
INORGANIC ANALYSIS DATA SHEET
METALS - DISSOLVED

Client Sample ID: MSA-SW41A-032714 Lab Sample ID: 240-35500-17

Lab Name: TestAmerica Canton Job No.: 240-35500-1

SDG ID.:

Matrix: Water Date Sampled: 03/27/2014 13:37

Reporting Basis: WET Date Received: 03/28/2014 09:30

CAS No.	Analyte	Result	RL	MDL	Units	C	Q	DIL	Method
7440-36-0	Antimony	0.17	2.0	0.11	ug/L	J	B	1	6020
7440-38-2	Arsenic	1.5	5.0	0.063	ug/L	J	B	1	6020
7440-39-3	Barium	36	5.0	0.32	ug/L			1	6020
7440-41-7	Beryllium	0.054	1.0	0.031	ug/L	J		1	6020
7440-43-9	Cadmium	0.35	1.0	0.026	ug/L	J		1	6020
7440-47-3	Chromium	0.24	2.0	0.13	ug/L	J	B	1	6020
7440-48-4	Cobalt	2.5	1.0	0.020	ug/L			1	6020
7440-50-8	Copper	3.2	2.0	0.24	ug/L			1	6020
7439-92-1	Lead	1.0	1.0	0.14	ug/L	U		1	6020
7439-98-7	Molybdenum	1.4	10	0.81	ug/L	J		1	6020
7440-02-0	Nickel	4.8	2.0	0.088	ug/L		B	1	6020
7782-49-2	Selenium	0.93	5.0	0.34	ug/L	J		1	6020
7440-22-4	Silver	1.0	1.0	0.0083	ug/L	U		1	6020
7440-28-0	Thallium	2.0	2.0	0.40	ug/L	U		1	6020
7440-62-2	Vanadium	2.0	5.0	0.15	ug/L	J	B	1	6020
7440-66-6	Zinc	14	20	2.1	ug/L	J	B	1	6020
7440-33-7	Tungsten	0.090	10	0.017	ug/L	J	B	1	6020
7439-97-6	Mercury	0.20	0.20	0.12	ug/L	U		1	7470A

1A-IN
INORGANIC ANALYSIS DATA SHEET
METALS - DISSOLVED

Client Sample ID: MSA-SW41B-032714 Lab Sample ID: 240-35500-18

Lab Name: TestAmerica Canton Job No.: 240-35500-1

SDG ID.:

Matrix: Water Date Sampled: 03/27/2014 13:41

Reporting Basis: WET Date Received: 03/28/2014 09:30

CAS No.	Analyte	Result	RL	MDL	Units	C	Q	DIL	Method
7440-36-0	Antimony	0.16	2.0	0.11	ug/L	J	B	1	6020
7440-38-2	Arsenic	1.4	5.0	0.063	ug/L	J	B	1	6020
7440-39-3	Barium	34	5.0	0.32	ug/L			1	6020
7440-41-7	Beryllium	1.0	1.0	0.031	ug/L	U		1	6020
7440-43-9	Cadmium	0.31	1.0	0.026	ug/L	J		1	6020
7440-47-3	Chromium	0.21	2.0	0.13	ug/L	J	B	1	6020
7440-48-4	Cobalt	0.45	1.0	0.020	ug/L	J		1	6020
7440-50-8	Copper	2.8	2.0	0.24	ug/L			1	6020
7439-92-1	Lead	1.0	1.0	0.14	ug/L	U		1	6020
7439-98-7	Molybdenum	1.3	10	0.81	ug/L	J		1	6020
7440-02-0	Nickel	1.9	2.0	0.088	ug/L	J	B	1	6020
7782-49-2	Selenium	0.69	5.0	0.34	ug/L	J		1	6020
7440-22-4	Silver	1.0	1.0	0.0083	ug/L	U		1	6020
7440-28-0	Thallium	2.0	2.0	0.40	ug/L	U		1	6020
7440-62-2	Vanadium	1.8	5.0	0.15	ug/L	J	B	1	6020
7440-66-6	Zinc	9.3	20	2.1	ug/L	J	B	1	6020
7440-33-7	Tungsten	0.053	10	0.017	ug/L	J	B	1	6020
7439-97-6	Mercury	0.20	0.20	0.12	ug/L	U		1	7470A

1A-IN
INORGANIC ANALYSIS DATA SHEET
METALS - DISSOLVED

Client Sample ID: MSA-SW41C-032714 Lab Sample ID: 240-35500-19

Lab Name: TestAmerica Canton Job No.: 240-35500-1

SDG ID.:

Matrix: Water Date Sampled: 03/27/2014 13:46

Reporting Basis: WET Date Received: 03/28/2014 09:30

CAS No.	Analyte	Result	RL	MDL	Units	C	Q	DIL	Method
7440-36-0	Antimony	0.17	2.0	0.11	ug/L	J	B	1	6020
7440-38-2	Arsenic	1.7	5.0	0.063	ug/L	J	B	1	6020
7440-39-3	Barium	40	5.0	0.32	ug/L			1	6020
7440-41-7	Beryllium	1.0	1.0	0.031	ug/L	U		1	6020
7440-43-9	Cadmium	0.30	1.0	0.026	ug/L	J		1	6020
7440-47-3	Chromium	0.24	2.0	0.13	ug/L	J	B	1	6020
7440-48-4	Cobalt	0.42	1.0	0.020	ug/L	J		1	6020
7440-50-8	Copper	4.0	2.0	0.24	ug/L			1	6020
7439-92-1	Lead	1.0	1.0	0.14	ug/L	U		1	6020
7439-98-7	Molybdenum	1.5	10	0.81	ug/L	J		1	6020
7440-02-0	Nickel	2.8	2.0	0.088	ug/L		B	1	6020
7782-49-2	Selenium	0.99	5.0	0.34	ug/L	J		1	6020
7440-22-4	Silver	1.0	1.0	0.0083	ug/L	U		1	6020
7440-28-0	Thallium	2.0	2.0	0.40	ug/L	U		1	6020
7440-62-2	Vanadium	2.1	5.0	0.15	ug/L	J	B	1	6020
7440-66-6	Zinc	11	20	2.1	ug/L	J	B	1	6020
7440-33-7	Tungsten	0.087	10	0.017	ug/L	J	B	1	6020
7439-97-6	Mercury	0.20	0.20	0.12	ug/L	U		1	7470A

1A-IN
INORGANIC ANALYSIS DATA SHEET
METALS - DISSOLVED

Client Sample ID: MSA-SW41D-032714 Lab Sample ID: 240-35500-20

Lab Name: TestAmerica Canton Job No.: 240-35500-1

SDG ID.:

Matrix: Water Date Sampled: 03/27/2014 13:51

Reporting Basis: WET Date Received: 03/28/2014 09:30

CAS No.	Analyte	Result	RL	MDL	Units	C	Q	DIL	Method
7440-36-0	Antimony	0.19	2.0	0.11	ug/L	J	B	1	6020
7440-38-2	Arsenic	1.6	5.0	0.063	ug/L	J	B	1	6020
7440-39-3	Barium	39	5.0	0.32	ug/L			1	6020
7440-41-7	Beryllium	1.0	1.0	0.031	ug/L	U		1	6020
7440-43-9	Cadmium	0.33	1.0	0.026	ug/L	J		1	6020
7440-47-3	Chromium	0.23	2.0	0.13	ug/L	J	B	1	6020
7440-48-4	Cobalt	0.44	1.0	0.020	ug/L	J		1	6020
7440-50-8	Copper	3.5	2.0	0.24	ug/L			1	6020
7439-92-1	Lead	1.0	1.0	0.14	ug/L	U		1	6020
7439-98-7	Molybdenum	1.4	10	0.81	ug/L	J		1	6020
7440-02-0	Nickel	2.5	2.0	0.088	ug/L		B	1	6020
7782-49-2	Selenium	1.0	5.0	0.34	ug/L	J		1	6020
7440-22-4	Silver	1.0	1.0	0.0083	ug/L	U		1	6020
7440-28-0	Thallium	2.0	2.0	0.40	ug/L	U		1	6020
7440-62-2	Vanadium	2.0	5.0	0.15	ug/L	J	B	1	6020
7440-66-6	Zinc	13	20	2.1	ug/L	J	B	1	6020
7440-33-7	Tungsten	0.041	10	0.017	ug/L	J	B	1	6020
7439-97-6	Mercury	0.20	0.20	0.12	ug/L	U		1	7470A

1A-IN
INORGANIC ANALYSIS DATA SHEET
METALS - DISSOLVED

Client Sample ID: MSA-SW42A-032714 Lab Sample ID: 240-35500-21

Lab Name: TestAmerica Canton Job No.: 240-35500-1

SDG ID.:

Matrix: Water Date Sampled: 03/27/2014 14:37

Reporting Basis: WET Date Received: 03/28/2014 09:30

CAS No.	Analyte	Result	RL	MDL	Units	C	Q	DIL	Method
7440-36-0	Antimony	0.81	2.0	0.11	ug/L	J		1	6020
7440-38-2	Arsenic	1.6	5.0	0.063	ug/L	J	B	1	6020
7440-39-3	Barium	41	5.0	0.32	ug/L			1	6020
7440-41-7	Beryllium	0.065	1.0	0.031	ug/L	J		1	6020
7440-43-9	Cadmium	0.60	1.0	0.026	ug/L	J		1	6020
7440-47-3	Chromium	0.33	2.0	0.13	ug/L	J		1	6020
7440-48-4	Cobalt	1.4	1.0	0.020	ug/L			1	6020
7440-50-8	Copper	4.2	2.0	0.24	ug/L			1	6020
7439-92-1	Lead	1.0	1.0	0.14	ug/L	U		1	6020
7439-98-7	Molybdenum	1.8	10	0.81	ug/L	J		1	6020
7440-02-0	Nickel	4.8	2.0	0.088	ug/L			1	6020
7782-49-2	Selenium	1.3	5.0	0.34	ug/L	J	B	1	6020
7440-22-4	Silver	1.0	1.0	0.0083	ug/L	U		1	6020
7440-28-0	Thallium	2.0	2.0	0.40	ug/L	U		1	6020
7440-62-2	Vanadium	1.9	5.0	0.15	ug/L	J	B	1	6020
7440-66-6	Zinc	14	20	2.1	ug/L	J		1	6020
7440-33-7	Tungsten	0.98	10	0.017	ug/L	J		1	6020
7439-97-6	Mercury	0.20	0.20	0.12	ug/L	U		1	7470A

1A-IN
INORGANIC ANALYSIS DATA SHEET
METALS - DISSOLVED

Client Sample ID: MSA-SW42B-032714 Lab Sample ID: 240-35500-22

Lab Name: TestAmerica Canton Job No.: 240-35500-1

SDG ID.:

Matrix: Water Date Sampled: 03/27/2014 14:41

Reporting Basis: WET Date Received: 03/28/2014 09:30

CAS No.	Analyte	Result	RL	MDL	Units	C	Q	DIL	Method
7440-36-0	Antimony	0.72	2.0	0.11	ug/L	J		1	6020
7440-38-2	Arsenic	1.7	5.0	0.063	ug/L	J	B	1	6020
7440-39-3	Barium	40	5.0	0.32	ug/L			1	6020
7440-41-7	Beryllium	0.082	1.0	0.031	ug/L	J		1	6020
7440-43-9	Cadmium	0.47	1.0	0.026	ug/L	J		1	6020
7440-47-3	Chromium	0.32	2.0	0.13	ug/L	J		1	6020
7440-48-4	Cobalt	0.94	1.0	0.020	ug/L	J		1	6020
7440-50-8	Copper	3.6	2.0	0.24	ug/L			1	6020
7439-92-1	Lead	1.0	1.0	0.14	ug/L	U		1	6020
7439-98-7	Molybdenum	1.8	10	0.81	ug/L	J		1	6020
7440-02-0	Nickel	2.4	2.0	0.088	ug/L			1	6020
7782-49-2	Selenium	1.5	5.0	0.34	ug/L	J	B	1	6020
7440-22-4	Silver	1.0	1.0	0.0083	ug/L	U		1	6020
7440-28-0	Thallium	2.0	2.0	0.40	ug/L	U		1	6020
7440-62-2	Vanadium	1.9	5.0	0.15	ug/L	J	B	1	6020
7440-66-6	Zinc	12	20	2.1	ug/L	J		1	6020
7440-33-7	Tungsten	1.2	10	0.017	ug/L	J		1	6020
7439-97-6	Mercury	0.20	0.20	0.12	ug/L	U		1	7470A

1A-IN
INORGANIC ANALYSIS DATA SHEET
METALS - DISSOLVED

Client Sample ID: MSA-SW42C-032714 Lab Sample ID: 240-35500-23

Lab Name: TestAmerica Canton Job No.: 240-35500-1

SDG ID.:

Matrix: Water Date Sampled: 03/27/2014 14:46

Reporting Basis: WET Date Received: 03/28/2014 09:30

CAS No.	Analyte	Result	RL	MDL	Units	C	Q	DIL	Method
7440-36-0	Antimony	0.34	2.0	0.11	ug/L	J		1	6020
7440-38-2	Arsenic	1.7	5.0	0.063	ug/L	J	B	1	6020
7440-39-3	Barium	39	5.0	0.32	ug/L			1	6020
7440-41-7	Beryllium	0.059	1.0	0.031	ug/L	J		1	6020
7440-43-9	Cadmium	0.42	1.0	0.026	ug/L	J		1	6020
7440-47-3	Chromium	0.32	2.0	0.13	ug/L	J		1	6020
7440-48-4	Cobalt	1.0	1.0	0.020	ug/L			1	6020
7440-50-8	Copper	4.1	2.0	0.24	ug/L			1	6020
7439-92-1	Lead	1.0	1.0	0.14	ug/L	U		1	6020
7439-98-7	Molybdenum	1.4	10	0.81	ug/L	J		1	6020
7440-02-0	Nickel	4.7	2.0	0.088	ug/L			1	6020
7782-49-2	Selenium	1.3	5.0	0.34	ug/L	J	B	1	6020
7440-22-4	Silver	1.0	1.0	0.0083	ug/L	U		1	6020
7440-28-0	Thallium	2.0	2.0	0.40	ug/L	U		1	6020
7440-62-2	Vanadium	2.2	5.0	0.15	ug/L	J	B	1	6020
7440-66-6	Zinc	12	20	2.1	ug/L	J		1	6020
7440-33-7	Tungsten	0.26	10	0.017	ug/L	J		1	6020
7439-97-6	Mercury	0.20	0.20	0.12	ug/L	U		1	7470A

1A-IN
INORGANIC ANALYSIS DATA SHEET
METALS - DISSOLVED

Client Sample ID: MSA-SW42D-032714 Lab Sample ID: 240-35500-24

Lab Name: TestAmerica Canton Job No.: 240-35500-1

SDG ID.:

Matrix: Water Date Sampled: 03/27/2014 14:50

Reporting Basis: WET Date Received: 03/28/2014 09:30

CAS No.	Analyte	Result	RL	MDL	Units	C	Q	DIL	Method
7440-36-0	Antimony	0.27	2.0	0.11	ug/L	J		1	6020
7440-38-2	Arsenic	1.7	5.0	0.063	ug/L	J	B	1	6020
7440-39-3	Barium	38	5.0	0.32	ug/L			1	6020
7440-41-7	Beryllium	0.033	1.0	0.031	ug/L	J		1	6020
7440-43-9	Cadmium	0.32	1.0	0.026	ug/L	J		1	6020
7440-47-3	Chromium	0.25	2.0	0.13	ug/L	J		1	6020
7440-48-4	Cobalt	0.48	1.0	0.020	ug/L	J		1	6020
7440-50-8	Copper	3.9	2.0	0.24	ug/L			1	6020
7439-92-1	Lead	1.0	1.0	0.14	ug/L	U		1	6020
7439-98-7	Molybdenum	1.4	10	0.81	ug/L	J		1	6020
7440-02-0	Nickel	4.1	2.0	0.088	ug/L			1	6020
7782-49-2	Selenium	1.1	5.0	0.34	ug/L	J	B	1	6020
7440-22-4	Silver	1.0	1.0	0.0083	ug/L	U		1	6020
7440-28-0	Thallium	2.0	2.0	0.40	ug/L	U		1	6020
7440-62-2	Vanadium	2.2	5.0	0.15	ug/L	J	B	1	6020
7440-66-6	Zinc	11	20	2.1	ug/L	J		1	6020
7440-33-7	Tungsten	0.14	10	0.017	ug/L	J		1	6020
7439-97-6	Mercury	0.20	0.20	0.12	ug/L	U		1	7470A

1A-IN
INORGANIC ANALYSIS DATA SHEET
METALS - DISSOLVED

Client Sample ID: MSA-SW43A-032714 Lab Sample ID: 240-35500-25

Lab Name: TestAmerica Canton Job No.: 240-35500-1

SDG ID.:

Matrix: Water Date Sampled: 03/27/2014 13:13

Reporting Basis: WET Date Received: 03/28/2014 09:30

CAS No.	Analyte	Result	RL	MDL	Units	C	Q	DIL	Method
7440-36-0	Antimony	0.23	2.0	0.11	ug/L	J		1	6020
7440-38-2	Arsenic	1.7	5.0	0.063	ug/L	J	B	1	6020
7440-39-3	Barium	38	5.0	0.32	ug/L			1	6020
7440-41-7	Beryllium	0.074	1.0	0.031	ug/L	J		1	6020
7440-43-9	Cadmium	0.31	1.0	0.026	ug/L	J		1	6020
7440-47-3	Chromium	0.28	2.0	0.13	ug/L	J		1	6020
7440-48-4	Cobalt	1.8	1.0	0.020	ug/L			1	6020
7440-50-8	Copper	3.3	2.0	0.24	ug/L			1	6020
7439-92-1	Lead	1.0	1.0	0.14	ug/L	U		1	6020
7439-98-7	Molybdenum	1.5	10	0.81	ug/L	J		1	6020
7440-02-0	Nickel	3.6	2.0	0.088	ug/L			1	6020
7782-49-2	Selenium	1.3	5.0	0.34	ug/L	J	B	1	6020
7440-22-4	Silver	1.0	1.0	0.0083	ug/L	U		1	6020
7440-28-0	Thallium	2.0	2.0	0.40	ug/L	U		1	6020
7440-62-2	Vanadium	2.4	5.0	0.15	ug/L	J	B	1	6020
7440-66-6	Zinc	13	20	2.1	ug/L	J		1	6020
7440-33-7	Tungsten	0.11	10	0.017	ug/L	J		1	6020
7439-97-6	Mercury	0.20	0.20	0.12	ug/L	U		1	7470A

1A-IN
INORGANIC ANALYSIS DATA SHEET
METALS - DISSOLVED

Client Sample ID: MSA-SW43B-032714 Lab Sample ID: 240-35500-26

Lab Name: TestAmerica Canton Job No.: 240-35500-1

SDG ID.:

Matrix: Water Date Sampled: 03/27/2014 13:18

Reporting Basis: WET Date Received: 03/28/2014 09:30

CAS No.	Analyte	Result	RL	MDL	Units	C	Q	DIL	Method
7440-36-0	Antimony	0.21	2.0	0.11	ug/L	J		1	6020
7440-38-2	Arsenic	1.7	5.0	0.063	ug/L	J	B	1	6020
7440-39-3	Barium	35	5.0	0.32	ug/L			1	6020
7440-41-7	Beryllium	1.0	1.0	0.031	ug/L	U		1	6020
7440-43-9	Cadmium	0.24	1.0	0.026	ug/L	J		1	6020
7440-47-3	Chromium	0.24	2.0	0.13	ug/L	J		1	6020
7440-48-4	Cobalt	0.40	1.0	0.020	ug/L	J		1	6020
7440-50-8	Copper	3.1	2.0	0.24	ug/L			1	6020
7439-92-1	Lead	1.0	1.0	0.14	ug/L	U		1	6020
7439-98-7	Molybdenum	1.4	10	0.81	ug/L	J		1	6020
7440-02-0	Nickel	2.5	2.0	0.088	ug/L			1	6020
7782-49-2	Selenium	1.1	5.0	0.34	ug/L	J	B	1	6020
7440-22-4	Silver	1.0	1.0	0.0083	ug/L	U		1	6020
7440-28-0	Thallium	2.0	2.0	0.40	ug/L	U		1	6020
7440-62-2	Vanadium	2.4	5.0	0.15	ug/L	J	B	1	6020
7440-66-6	Zinc	8.4	20	2.1	ug/L	J		1	6020
7440-33-7	Tungsten	0.14	10	0.017	ug/L	J		1	6020
7439-97-6	Mercury	0.20	0.20	0.12	ug/L	U		1	7470A

1A-IN
INORGANIC ANALYSIS DATA SHEET
METALS - DISSOLVED

Client Sample ID: MSA-SW43C-032714 Lab Sample ID: 240-35500-27

Lab Name: TestAmerica Canton Job No.: 240-35500-1

SDG ID.:

Matrix: Water Date Sampled: 03/27/2014 13:23

Reporting Basis: WET Date Received: 03/28/2014 09:30

CAS No.	Analyte	Result	RL	MDL	Units	C	Q	DIL	Method
7440-36-0	Antimony	0.19	2.0	0.11	ug/L	J		1	6020
7440-38-2	Arsenic	1.7	5.0	0.063	ug/L	J	B	1	6020
7440-39-3	Barium	37	5.0	0.32	ug/L			1	6020
7440-41-7	Beryllium	1.0	1.0	0.031	ug/L	U		1	6020
7440-43-9	Cadmium	0.24	1.0	0.026	ug/L	J		1	6020
7440-47-3	Chromium	0.25	2.0	0.13	ug/L	J		1	6020
7440-48-4	Cobalt	0.34	1.0	0.020	ug/L	J		1	6020
7440-50-8	Copper	3.1	2.0	0.24	ug/L			1	6020
7439-92-1	Lead	1.0	1.0	0.14	ug/L	U		1	6020
7439-98-7	Molybdenum	1.5	10	0.81	ug/L	J		1	6020
7440-02-0	Nickel	1.8	2.0	0.088	ug/L	J		1	6020
7782-49-2	Selenium	1.2	5.0	0.34	ug/L	J	B	1	6020
7440-22-4	Silver	1.0	1.0	0.0083	ug/L	U		1	6020
7440-28-0	Thallium	2.0	2.0	0.40	ug/L	U		1	6020
7440-62-2	Vanadium	2.3	5.0	0.15	ug/L	J	B	1	6020
7440-66-6	Zinc	8.2	20	2.1	ug/L	J		1	6020
7440-33-7	Tungsten	0.075	10	0.017	ug/L	J		1	6020
7439-97-6	Mercury	0.20	0.20	0.12	ug/L	U		1	7470A

1A-IN
INORGANIC ANALYSIS DATA SHEET
METALS - DISSOLVED

Client Sample ID: MSA-SW43D-032714 Lab Sample ID: 240-35500-28

Lab Name: TestAmerica Canton Job No.: 240-35500-1

SDG ID.:

Matrix: Water Date Sampled: 03/27/2014 13:27

Reporting Basis: WET Date Received: 03/28/2014 09:30

CAS No.	Analyte	Result	RL	MDL	Units	C	Q	DIL	Method
7440-36-0	Antimony	0.35	2.0	0.11	ug/L	J		1	6020
7440-38-2	Arsenic	1.4	5.0	0.063	ug/L	J	B	1	6020
7440-39-3	Barium	35	5.0	0.32	ug/L			1	6020
7440-41-7	Beryllium	1.0	1.0	0.031	ug/L	U		1	6020
7440-43-9	Cadmium	0.25	1.0	0.026	ug/L	J		1	6020
7440-47-3	Chromium	0.24	2.0	0.13	ug/L	J		1	6020
7440-48-4	Cobalt	0.49	1.0	0.020	ug/L	J		1	6020
7440-50-8	Copper	3.5	2.0	0.24	ug/L			1	6020
7439-92-1	Lead	1.0	1.0	0.14	ug/L	U		1	6020
7439-98-7	Molybdenum	1.5	10	0.81	ug/L	J		1	6020
7440-02-0	Nickel	2.9	2.0	0.088	ug/L			1	6020
7782-49-2	Selenium	1.1	5.0	0.34	ug/L	J	B	1	6020
7440-22-4	Silver	1.0	1.0	0.0083	ug/L	U		1	6020
7440-28-0	Thallium	2.0	2.0	0.40	ug/L	U		1	6020
7440-62-2	Vanadium	1.7	5.0	0.15	ug/L	J	B	1	6020
7440-66-6	Zinc	9.6	20	2.1	ug/L	J		1	6020
7440-33-7	Tungsten	0.19	10	0.017	ug/L	J		1	6020
7439-97-6	Mercury	0.20	0.20	0.12	ug/L	U		1	7470A

1A-IN
INORGANIC ANALYSIS DATA SHEET
METALS - DISSOLVED

Client Sample ID: MSA-SW44A-032714 Lab Sample ID: 240-35500-29

Lab Name: TestAmerica Canton Job No.: 240-35500-1

SDG ID.:

Matrix: Water Date Sampled: 03/27/2014 12:49

Reporting Basis: WET Date Received: 03/28/2014 09:30

CAS No.	Analyte	Result	RL	MDL	Units	C	Q	DIL	Method
7440-36-0	Antimony	0.22	2.0	0.11	ug/L	J		1	6020
7440-38-2	Arsenic	1.6	5.0	0.063	ug/L	J	B	1	6020
7440-39-3	Barium	35	5.0	0.32	ug/L			1	6020
7440-41-7	Beryllium	0.056	1.0	0.031	ug/L	J		1	6020
7440-43-9	Cadmium	0.24	1.0	0.026	ug/L	J		1	6020
7440-47-3	Chromium	0.27	2.0	0.13	ug/L	J		1	6020
7440-48-4	Cobalt	1.7	1.0	0.020	ug/L			1	6020
7440-50-8	Copper	3.7	2.0	0.24	ug/L			1	6020
7439-92-1	Lead	1.0	1.0	0.14	ug/L	U		1	6020
7439-98-7	Molybdenum	1.5	10	0.81	ug/L	J		1	6020
7440-02-0	Nickel	5.5	2.0	0.088	ug/L			1	6020
7782-49-2	Selenium	1.0	5.0	0.34	ug/L	J	B	1	6020
7440-22-4	Silver	1.0	1.0	0.0083	ug/L	U		1	6020
7440-28-0	Thallium	2.0	2.0	0.40	ug/L	U		1	6020
7440-62-2	Vanadium	2.2	5.0	0.15	ug/L	J	B	1	6020
7440-66-6	Zinc	11	20	2.1	ug/L	J		1	6020
7440-33-7	Tungsten	0.15	10	0.017	ug/L	J		1	6020
7439-97-6	Mercury	0.20	0.20	0.12	ug/L	U		1	7470A

1A-IN
INORGANIC ANALYSIS DATA SHEET
METALS - DISSOLVED

Client Sample ID: MSA-SW44B-032714 Lab Sample ID: 240-35500-30

Lab Name: TestAmerica Canton Job No.: 240-35500-1

SDG ID.:

Matrix: Water Date Sampled: 03/27/2014 12:53

Reporting Basis: WET Date Received: 03/28/2014 09:30

CAS No.	Analyte	Result	RL	MDL	Units	C	Q	DIL	Method
7440-36-0	Antimony	0.17	2.0	0.11	ug/L	J		1	6020
7440-38-2	Arsenic	1.6	5.0	0.063	ug/L	J	B	1	6020
7440-39-3	Barium	34	5.0	0.32	ug/L			1	6020
7440-41-7	Beryllium	1.0	1.0	0.031	ug/L	U		1	6020
7440-43-9	Cadmium	0.17	1.0	0.026	ug/L	J		1	6020
7440-47-3	Chromium	0.30	2.0	0.13	ug/L	J		1	6020
7440-48-4	Cobalt	0.29	1.0	0.020	ug/L	J		1	6020
7440-50-8	Copper	3.8	2.0	0.24	ug/L			1	6020
7439-92-1	Lead	1.0	1.0	0.14	ug/L	U		1	6020
7439-98-7	Molybdenum	1.5	10	0.81	ug/L	J		1	6020
7440-02-0	Nickel	1.6	2.0	0.088	ug/L	J		1	6020
7782-49-2	Selenium	1.1	5.0	0.34	ug/L	J	B	1	6020
7440-22-4	Silver	1.0	1.0	0.0083	ug/L	U		1	6020
7440-28-0	Thallium	2.0	2.0	0.40	ug/L	U		1	6020
7440-62-2	Vanadium	2.1	5.0	0.15	ug/L	J	B	1	6020
7440-66-6	Zinc	13	20	2.1	ug/L	J		1	6020
7440-33-7	Tungsten	0.096	10	0.017	ug/L	J		1	6020
7439-97-6	Mercury	0.20	0.20	0.12	ug/L	U		1	7470A

1A-IN
INORGANIC ANALYSIS DATA SHEET
METALS - DISSOLVED

Client Sample ID: MSA-SW44C-032714 Lab Sample ID: 240-35500-31

Lab Name: TestAmerica Canton Job No.: 240-35500-1

SDG ID.:

Matrix: Water Date Sampled: 03/27/2014 12:59

Reporting Basis: WET Date Received: 03/28/2014 09:30

CAS No.	Analyte	Result	RL	MDL	Units	C	Q	DIL	Method
7440-36-0	Antimony	0.17	2.0	0.11	ug/L	J		1	6020
7440-38-2	Arsenic	1.5	5.0	0.063	ug/L	J	B	1	6020
7440-39-3	Barium	33	5.0	0.32	ug/L			1	6020
7440-41-7	Beryllium	1.0	1.0	0.031	ug/L	U		1	6020
7440-43-9	Cadmium	0.20	1.0	0.026	ug/L	J		1	6020
7440-47-3	Chromium	0.26	2.0	0.13	ug/L	J		1	6020
7440-48-4	Cobalt	0.28	1.0	0.020	ug/L	J		1	6020
7440-50-8	Copper	3.0	2.0	0.24	ug/L			1	6020
7439-92-1	Lead	1.0	1.0	0.14	ug/L	U		1	6020
7439-98-7	Molybdenum	1.4	10	0.81	ug/L	J		1	6020
7440-02-0	Nickel	2.2	2.0	0.088	ug/L			1	6020
7782-49-2	Selenium	0.89	5.0	0.34	ug/L	J	B	1	6020
7440-22-4	Silver	1.0	1.0	0.0083	ug/L	U		1	6020
7440-28-0	Thallium	2.0	2.0	0.40	ug/L	U		1	6020
7440-62-2	Vanadium	2.0	5.0	0.15	ug/L	J	B	1	6020
7440-66-6	Zinc	7.0	20	2.1	ug/L	J		1	6020
7440-33-7	Tungsten	0.078	10	0.017	ug/L	J		1	6020
7439-97-6	Mercury	0.20	0.20	0.12	ug/L	U		1	7470A

1A-IN
INORGANIC ANALYSIS DATA SHEET
METALS - DISSOLVED

Client Sample ID: MSA-SW44D-032714 Lab Sample ID: 240-35500-32

Lab Name: TestAmerica Canton Job No.: 240-35500-1

SDG ID.:

Matrix: Water Date Sampled: 03/27/2014 13:04

Reporting Basis: WET Date Received: 03/28/2014 09:30

CAS No.	Analyte	Result	RL	MDL	Units	C	Q	DIL	Method
7440-36-0	Antimony	0.17	2.0	0.11	ug/L	J		1	6020
7440-38-2	Arsenic	1.6	5.0	0.063	ug/L	J	B	1	6020
7440-39-3	Barium	36	5.0	0.32	ug/L			1	6020
7440-41-7	Beryllium	1.0	1.0	0.031	ug/L	U		1	6020
7440-43-9	Cadmium	0.27	1.0	0.026	ug/L	J		1	6020
7440-47-3	Chromium	0.24	2.0	0.13	ug/L	J		1	6020
7440-48-4	Cobalt	0.37	1.0	0.020	ug/L	J		1	6020
7440-50-8	Copper	3.2	2.0	0.24	ug/L			1	6020
7439-92-1	Lead	1.0	1.0	0.14	ug/L	U		1	6020
7439-98-7	Molybdenum	1.5	10	0.81	ug/L	J		1	6020
7440-02-0	Nickel	3.4	2.0	0.088	ug/L			1	6020
7782-49-2	Selenium	1.1	5.0	0.34	ug/L	J	B	1	6020
7440-22-4	Silver	1.0	1.0	0.0083	ug/L	U		1	6020
7440-28-0	Thallium	2.0	2.0	0.40	ug/L	U		1	6020
7440-62-2	Vanadium	2.0	5.0	0.15	ug/L	J	B	1	6020
7440-66-6	Zinc	9.2	20	2.1	ug/L	J		1	6020
7440-33-7	Tungsten	0.076	10	0.017	ug/L	J		1	6020
7439-97-6	Mercury	0.20	0.20	0.12	ug/L	U		1	7470A

1A-IN
INORGANIC ANALYSIS DATA SHEET
METALS - DISSOLVED

Client Sample ID: MSA-SW45A-032714 Lab Sample ID: 240-35500-33

Lab Name: TestAmerica Canton Job No.: 240-35500-1

SDG ID.:

Matrix: Water Date Sampled: 03/27/2014 12:24

Reporting Basis: WET Date Received: 03/28/2014 09:30

CAS No.	Analyte	Result	RL	MDL	Units	C	Q	DIL	Method
7440-36-0	Antimony	0.14	2.0	0.11	ug/L	J		1	6020
7440-38-2	Arsenic	1.6	5.0	0.063	ug/L	J	B	1	6020
7440-39-3	Barium	34	5.0	0.32	ug/L			1	6020
7440-41-7	Beryllium	1.0	1.0	0.031	ug/L	U		1	6020
7440-43-9	Cadmium	0.15	1.0	0.026	ug/L	J		1	6020
7440-47-3	Chromium	0.30	2.0	0.13	ug/L	J		1	6020
7440-48-4	Cobalt	0.91	1.0	0.020	ug/L	J		1	6020
7440-50-8	Copper	2.8	2.0	0.24	ug/L			1	6020
7439-92-1	Lead	1.0	1.0	0.14	ug/L	U		1	6020
7439-98-7	Molybdenum	1.5	10	0.81	ug/L	J		1	6020
7440-02-0	Nickel	2.7	2.0	0.088	ug/L			1	6020
7782-49-2	Selenium	0.96	5.0	0.34	ug/L	J	B	1	6020
7440-22-4	Silver	1.0	1.0	0.0083	ug/L	U		1	6020
7440-28-0	Thallium	2.0	2.0	0.40	ug/L	U		1	6020
7440-62-2	Vanadium	2.0	5.0	0.15	ug/L	J	B	1	6020
7440-66-6	Zinc	5.9	20	2.1	ug/L	J		1	6020
7440-33-7	Tungsten	0.081	10	0.017	ug/L	J		1	6020
7439-97-6	Mercury	0.20	0.20	0.12	ug/L	U		1	7470A

1A-IN
INORGANIC ANALYSIS DATA SHEET
METALS - DISSOLVED

Client Sample ID: MSA-SW45B-032714 Lab Sample ID: 240-35500-34

Lab Name: TestAmerica Canton Job No.: 240-35500-1

SDG ID.:

Matrix: Water Date Sampled: 03/27/2014 12:29

Reporting Basis: WET Date Received: 03/28/2014 09:30

CAS No.	Analyte	Result	RL	MDL	Units	C	Q	DIL	Method
7440-36-0	Antimony	0.12	2.0	0.11	ug/L	J		1	6020
7440-38-2	Arsenic	1.5	5.0	0.063	ug/L	J	B	1	6020
7440-39-3	Barium	35	5.0	0.32	ug/L			1	6020
7440-41-7	Beryllium	1.0	1.0	0.031	ug/L	U		1	6020
7440-43-9	Cadmium	0.15	1.0	0.026	ug/L	J		1	6020
7440-47-3	Chromium	0.30	2.0	0.13	ug/L	J		1	6020
7440-48-4	Cobalt	0.26	1.0	0.020	ug/L	J		1	6020
7440-50-8	Copper	2.8	2.0	0.24	ug/L			1	6020
7439-92-1	Lead	1.0	1.0	0.14	ug/L	U		1	6020
7439-98-7	Molybdenum	1.5	10	0.81	ug/L	J		1	6020
7440-02-0	Nickel	1.6	2.0	0.088	ug/L	J		1	6020
7782-49-2	Selenium	0.95	5.0	0.34	ug/L	J	B	1	6020
7440-22-4	Silver	1.0	1.0	0.0083	ug/L	U		1	6020
7440-28-0	Thallium	2.0	2.0	0.40	ug/L	U		1	6020
7440-62-2	Vanadium	2.0	5.0	0.15	ug/L	J	B	1	6020
7440-66-6	Zinc	6.7	20	2.1	ug/L	J		1	6020
7440-33-7	Tungsten	0.080	10	0.017	ug/L	J		1	6020
7439-97-6	Mercury	0.12	0.20	0.12	ug/L	J		1	7470A

1A-IN
INORGANIC ANALYSIS DATA SHEET
METALS - DISSOLVED

Client Sample ID: MSA-SW45C-032714 Lab Sample ID: 240-35500-35

Lab Name: TestAmerica Canton Job No.: 240-35500-1

SDG ID.:

Matrix: Water Date Sampled: 03/27/2014 12:37

Reporting Basis: WET Date Received: 03/28/2014 09:30

CAS No.	Analyte	Result	RL	MDL	Units	C	Q	DIL	Method
7440-36-0	Antimony	0.15	2.0	0.11	ug/L	J		1	6020
7440-38-2	Arsenic	1.6	5.0	0.063	ug/L	J	B	1	6020
7440-39-3	Barium	36	5.0	0.32	ug/L			1	6020
7440-41-7	Beryllium	1.0	1.0	0.031	ug/L	U		1	6020
7440-43-9	Cadmium	0.20	1.0	0.026	ug/L	J		1	6020
7440-47-3	Chromium	0.36	2.0	0.13	ug/L	J		1	6020
7440-48-4	Cobalt	0.46	1.0	0.020	ug/L	J		1	6020
7440-50-8	Copper	3.5	2.0	0.24	ug/L			1	6020
7439-92-1	Lead	0.20	1.0	0.14	ug/L	J		1	6020
7439-98-7	Molybdenum	1.5	10	0.81	ug/L	J		1	6020
7440-02-0	Nickel	2.7	2.0	0.088	ug/L			1	6020
7782-49-2	Selenium	1.1	5.0	0.34	ug/L	J	B	1	6020
7440-22-4	Silver	1.0	1.0	0.0083	ug/L	U		1	6020
7440-28-0	Thallium	2.0	2.0	0.40	ug/L	U		1	6020
7440-62-2	Vanadium	2.2	5.0	0.15	ug/L	J	B	1	6020
7440-66-6	Zinc	7.9	20	2.1	ug/L	J		1	6020
7440-33-7	Tungsten	0.071	10	0.017	ug/L	J		1	6020
7439-97-6	Mercury	0.20	0.20	0.12	ug/L	U		1	7470A

1A-IN
INORGANIC ANALYSIS DATA SHEET
METALS - DISSOLVED

Client Sample ID: MSA-SW45D-032714 Lab Sample ID: 240-35500-36

Lab Name: TestAmerica Canton Job No.: 240-35500-1

SDG ID.:

Matrix: Water Date Sampled: 03/27/2014 12:41

Reporting Basis: WET Date Received: 03/28/2014 09:30

CAS No.	Analyte	Result	RL	MDL	Units	C	Q	DIL	Method
7440-36-0	Antimony	0.17	2.0	0.11	ug/L	J		1	6020
7440-38-2	Arsenic	1.5	5.0	0.063	ug/L	J	B	1	6020
7440-39-3	Barium	37	5.0	0.32	ug/L			1	6020
7440-41-7	Beryllium	1.0	1.0	0.031	ug/L	U		1	6020
7440-43-9	Cadmium	0.24	1.0	0.026	ug/L	J		1	6020
7440-47-3	Chromium	0.35	2.0	0.13	ug/L	J		1	6020
7440-48-4	Cobalt	0.36	1.0	0.020	ug/L	J		1	6020
7440-50-8	Copper	3.2	2.0	0.24	ug/L			1	6020
7439-92-1	Lead	1.0	1.0	0.14	ug/L	U		1	6020
7439-98-7	Molybdenum	1.4	10	0.81	ug/L	J		1	6020
7440-02-0	Nickel	2.4	2.0	0.088	ug/L			1	6020
7782-49-2	Selenium	0.81	5.0	0.34	ug/L	J	B	1	6020
7440-22-4	Silver	1.0	1.0	0.0083	ug/L	U		1	6020
7440-28-0	Thallium	2.0	2.0	0.40	ug/L	U		1	6020
7440-62-2	Vanadium	2.1	5.0	0.15	ug/L	J	B	1	6020
7440-66-6	Zinc	9.1	20	2.1	ug/L	J		1	6020
7440-33-7	Tungsten	0.066	10	0.017	ug/L	J		1	6020
7439-97-6	Mercury	0.20	0.20	0.12	ug/L	U		1	7470A

1A-IN
INORGANIC ANALYSIS DATA SHEET
METALS - DISSOLVED

Client Sample ID: MSA-SW37A-032714 Lab Sample ID: 240-35500-1

Lab Name: TestAmerica Canton Job No.: 240-35500-1

SDG ID.:

Matrix: Water Date Sampled: 03/27/2014 14:55

Reporting Basis: WET Date Received: 03/28/2014 09:30

CAS No.	Analyte	Result	RL		Units	C	Q	DIL	Method
	Hardness as calcium carbonate	830	33		mg/L			1	SM 2340B
	Calcium hardness as calcium carbonate	180	12		mg/L			1	SM 2340B
	Magnesium hardness as calcium carbonate	660	21		mg/L			1	SM 2340B

1A-IN
INORGANIC ANALYSIS DATA SHEET
METALS - DISSOLVED

Client Sample ID: MSA-SW37B-032714 Lab Sample ID: 240-35500-2

Lab Name: TestAmerica Canton Job No.: 240-35500-1

SDG ID.:

Matrix: Water Date Sampled: 03/27/2014 15:00

Reporting Basis: WET Date Received: 03/28/2014 09:30

CAS No.	Analyte	Result	RL		Units	C	Q	DIL	Method
	Hardness as calcium carbonate	760	33		mg/L			1	SM 2340B
	Calcium hardness as calcium carbonate	160	12		mg/L			1	SM 2340B
	Magnesium hardness as calcium carbonate	590	21		mg/L			1	SM 2340B

1A-IN
INORGANIC ANALYSIS DATA SHEET
METALS - DISSOLVED

Client Sample ID: MSA-SW37C-032714 Lab Sample ID: 240-35500-3

Lab Name: TestAmerica Canton Job No.: 240-35500-1

SDG ID.:

Matrix: Water Date Sampled: 03/27/2014 15:05

Reporting Basis: WET Date Received: 03/28/2014 09:30

CAS No.	Analyte	Result	RL		Units	C	Q	DIL	Method
	Hardness as calcium carbonate	760	33		mg/L			1	SM 2340B
	Calcium hardness as calcium carbonate	160	12		mg/L			1	SM 2340B
	Magnesium hardness as calcium carbonate	600	21		mg/L			1	SM 2340B

1A-IN
INORGANIC ANALYSIS DATA SHEET
METALS - DISSOLVED

Client Sample ID: MSA-SW37D-032714 Lab Sample ID: 240-35500-4

Lab Name: TestAmerica Canton Job No.: 240-35500-1

SDG ID.:

Matrix: Water Date Sampled: 03/27/2014 15:09

Reporting Basis: WET Date Received: 03/28/2014 09:30

CAS No.	Analyte	Result	RL		Units	C	Q	DIL	Method
	Hardness as calcium carbonate	760	33		mg/L			1	SM 2340B
	Calcium hardness as calcium carbonate	160	12		mg/L			1	SM 2340B
	Magnesium hardness as calcium carbonate	600	21		mg/L			1	SM 2340B

1A-IN
INORGANIC ANALYSIS DATA SHEET
METALS - DISSOLVED

Client Sample ID: MSA-SW38A-032714 Lab Sample ID: 240-35500-5

Lab Name: TestAmerica Canton Job No.: 240-35500-1

SDG ID.:

Matrix: Water Date Sampled: 03/27/2014 13:58

Reporting Basis: WET Date Received: 03/28/2014 09:30

CAS No.	Analyte	Result	RL		Units	C	Q	DIL	Method
	Hardness as calcium carbonate	820	33		mg/L			1	SM 2340B
	Calcium hardness as calcium carbonate	180	12		mg/L			1	SM 2340B
	Magnesium hardness as calcium carbonate	640	21		mg/L			1	SM 2340B

1A-IN
INORGANIC ANALYSIS DATA SHEET
METALS - DISSOLVED

Client Sample ID: MSA-SW38B-032714 Lab Sample ID: 240-35500-6

Lab Name: TestAmerica Canton Job No.: 240-35500-1

SDG ID.:

Matrix: Water Date Sampled: 03/27/2014 14:05

Reporting Basis: WET Date Received: 03/28/2014 09:30

CAS No.	Analyte	Result	RL		Units	C	Q	DIL	Method
	Hardness as calcium carbonate	820	33		mg/L			1	SM 2340B
	Calcium hardness as calcium carbonate	170	12		mg/L			1	SM 2340B
	Magnesium hardness as calcium carbonate	650	21		mg/L			1	SM 2340B

1A-IN
INORGANIC ANALYSIS DATA SHEET
METALS - DISSOLVED

Client Sample ID: MSA-SW38C-032714 Lab Sample ID: 240-35500-7

Lab Name: TestAmerica Canton Job No.: 240-35500-1

SDG ID.:

Matrix: Water Date Sampled: 03/27/2014 14:08

Reporting Basis: WET Date Received: 03/28/2014 09:30

CAS No.	Analyte	Result	RL		Units	C	Q	DIL	Method
	Hardness as calcium carbonate	810	33		mg/L			1	SM 2340B
	Calcium hardness as calcium carbonate	170	12		mg/L			1	SM 2340B
	Magnesium hardness as calcium carbonate	640	21		mg/L			1	SM 2340B

1A-IN
INORGANIC ANALYSIS DATA SHEET
METALS - DISSOLVED

Client Sample ID: MSA-SW38D-032714 Lab Sample ID: 240-35500-8

Lab Name: TestAmerica Canton Job No.: 240-35500-1

SDG ID.:

Matrix: Water Date Sampled: 03/27/2014 14:13

Reporting Basis: WET Date Received: 03/28/2014 09:30

CAS No.	Analyte	Result	RL		Units	C	Q	DIL	Method
	Hardness as calcium carbonate	830	33		mg/L			1	SM 2340B
	Calcium hardness as calcium carbonate	180	12		mg/L			1	SM 2340B
	Magnesium hardness as calcium carbonate	660	21		mg/L			1	SM 2340B

1A-IN
INORGANIC ANALYSIS DATA SHEET
METALS - DISSOLVED

Client Sample ID: MSA-SW39A-032714 Lab Sample ID: 240-35500-9

Lab Name: TestAmerica Canton Job No.: 240-35500-1

SDG ID.:

Matrix: Water Date Sampled: 03/27/2014 11:55

Reporting Basis: WET Date Received: 03/28/2014 09:30

CAS No.	Analyte	Result	RL		Units	C	Q	DIL	Method
	Hardness as calcium carbonate	830	33		mg/L			1	SM 2340B
	Calcium hardness as calcium carbonate	180	12		mg/L			1	SM 2340B
	Magnesium hardness as calcium carbonate	660	21		mg/L			1	SM 2340B

1A-IN
INORGANIC ANALYSIS DATA SHEET
METALS - DISSOLVED

Client Sample ID: MSA-SW39B-032714 Lab Sample ID: 240-35500-10

Lab Name: TestAmerica Canton Job No.: 240-35500-1

SDG ID.:

Matrix: Water Date Sampled: 03/27/2014 12:05

Reporting Basis: WET Date Received: 03/28/2014 09:30

CAS No.	Analyte	Result	RL		Units	C	Q	DIL	Method
	Hardness as calcium carbonate	740	33		mg/L			1	SM 2340B
	Calcium hardness as calcium carbonate	160	12		mg/L			1	SM 2340B
	Magnesium hardness as calcium carbonate	580	21		mg/L			1	SM 2340B

1A-IN
INORGANIC ANALYSIS DATA SHEET
METALS - DISSOLVED

Client Sample ID: MSA-SW39C-032714 Lab Sample ID: 240-35500-11

Lab Name: TestAmerica Canton Job No.: 240-35500-1

SDG ID.:

Matrix: Water Date Sampled: 03/27/2014 12:10

Reporting Basis: WET Date Received: 03/28/2014 09:30

CAS No.	Analyte	Result	RL		Units	C	Q	DIL	Method
	Hardness as calcium carbonate	750	33		mg/L			1	SM 2340B
	Calcium hardness as calcium carbonate	160	12		mg/L			1	SM 2340B
	Magnesium hardness as calcium carbonate	590	21		mg/L			1	SM 2340B

1A-IN
INORGANIC ANALYSIS DATA SHEET
METALS - DISSOLVED

Client Sample ID: MSA-SW39D-032714 Lab Sample ID: 240-35500-12

Lab Name: TestAmerica Canton Job No.: 240-35500-1

SDG ID.:

Matrix: Water Date Sampled: 03/27/2014 12:15

Reporting Basis: WET Date Received: 03/28/2014 09:30

CAS No.	Analyte	Result	RL		Units	C	Q	DIL	Method
	Hardness as calcium carbonate	810	33		mg/L			1	SM 2340B
	Calcium hardness as calcium carbonate	170	12		mg/L			1	SM 2340B
	Magnesium hardness as calcium carbonate	640	21		mg/L			1	SM 2340B

1A-IN
INORGANIC ANALYSIS DATA SHEET
METALS - DISSOLVED

Client Sample ID: MSA-SW40A-032714 Lab Sample ID: 240-35500-13

Lab Name: TestAmerica Canton Job No.: 240-35500-1

SDG ID.:

Matrix: Water Date Sampled: 03/27/2014 14:18

Reporting Basis: WET Date Received: 03/28/2014 09:30

CAS No.	Analyte	Result	RL		Units	C	Q	DIL	Method
	Hardness as calcium carbonate	830	33		mg/L			1	SM 2340B
	Calcium hardness as calcium carbonate	180	12		mg/L			1	SM 2340B
	Magnesium hardness as calcium carbonate	650	21		mg/L			1	SM 2340B

1A-IN
INORGANIC ANALYSIS DATA SHEET
METALS - DISSOLVED

Client Sample ID: MSA-SW40B-032714 Lab Sample ID: 240-35500-14

Lab Name: TestAmerica Canton Job No.: 240-35500-1

SDG ID.:

Matrix: Water Date Sampled: 03/27/2014 14:22

Reporting Basis: WET Date Received: 03/28/2014 09:30

CAS No.	Analyte	Result	RL		Units	C	Q	DIL	Method
	Hardness as calcium carbonate	790	33		mg/L			1	SM 2340B
	Calcium hardness as calcium carbonate	170	12		mg/L			1	SM 2340B
	Magnesium hardness as calcium carbonate	620	21		mg/L			1	SM 2340B

1A-IN
INORGANIC ANALYSIS DATA SHEET
METALS - DISSOLVED

Client Sample ID: MSA-SW40C-032714 Lab Sample ID: 240-35500-15

Lab Name: TestAmerica Canton Job No.: 240-35500-1

SDG ID.:

Matrix: Water Date Sampled: 03/27/2014 14:27

Reporting Basis: WET Date Received: 03/28/2014 09:30

CAS No.	Analyte	Result	RL		Units	C	Q	DIL	Method
	Hardness as calcium carbonate	830	33		mg/L			1	SM 2340B
	Calcium hardness as calcium carbonate	180	12		mg/L			1	SM 2340B
	Magnesium hardness as calcium carbonate	650	21		mg/L			1	SM 2340B

1A-IN
INORGANIC ANALYSIS DATA SHEET
METALS - DISSOLVED

Client Sample ID: MSA-SW40D-032714 Lab Sample ID: 240-35500-16

Lab Name: TestAmerica Canton Job No.: 240-35500-1

SDG ID.:

Matrix: Water Date Sampled: 03/27/2014 14:32

Reporting Basis: WET Date Received: 03/28/2014 09:30

CAS No.	Analyte	Result	RL		Units	C	Q	DIL	Method
	Hardness as calcium carbonate	830	33		mg/L			1	SM 2340B
	Calcium hardness as calcium carbonate	170	12		mg/L			1	SM 2340B
	Magnesium hardness as calcium carbonate	650	21		mg/L			1	SM 2340B

1A-IN
INORGANIC ANALYSIS DATA SHEET
METALS - DISSOLVED

Client Sample ID: MSA-SW41A-032714 Lab Sample ID: 240-35500-17

Lab Name: TestAmerica Canton Job No.: 240-35500-1

SDG ID.:

Matrix: Water Date Sampled: 03/27/2014 13:37

Reporting Basis: WET Date Received: 03/28/2014 09:30

CAS No.	Analyte	Result	RL		Units	C	Q	DIL	Method
	Hardness as calcium carbonate	790	33		mg/L			1	SM 2340B
	Calcium hardness as calcium carbonate	170	12		mg/L			1	SM 2340B
	Magnesium hardness as calcium carbonate	620	21		mg/L			1	SM 2340B

1A-IN
INORGANIC ANALYSIS DATA SHEET
METALS - DISSOLVED

Client Sample ID: MSA-SW41B-032714 Lab Sample ID: 240-35500-18

Lab Name: TestAmerica Canton Job No.: 240-35500-1

SDG ID.:

Matrix: Water Date Sampled: 03/27/2014 13:41

Reporting Basis: WET Date Received: 03/28/2014 09:30

CAS No.	Analyte	Result	RL		Units	C	Q	DIL	Method
	Hardness as calcium carbonate	740	33		mg/L			1	SM 2340B
	Calcium hardness as calcium carbonate	160	12		mg/L			1	SM 2340B
	Magnesium hardness as calcium carbonate	580	21		mg/L			1	SM 2340B

1A-IN
INORGANIC ANALYSIS DATA SHEET
METALS - DISSOLVED

Client Sample ID: MSA-SW41C-032714 Lab Sample ID: 240-35500-19

Lab Name: TestAmerica Canton Job No.: 240-35500-1

SDG ID.:

Matrix: Water Date Sampled: 03/27/2014 13:46

Reporting Basis: WET Date Received: 03/28/2014 09:30

CAS No.	Analyte	Result	RL		Units	C	Q	DIL	Method
	Hardness as calcium carbonate	880	33		mg/L			1	SM 2340B
	Calcium hardness as calcium carbonate	190	12		mg/L			1	SM 2340B
	Magnesium hardness as calcium carbonate	690	21		mg/L			1	SM 2340B

1A-IN
INORGANIC ANALYSIS DATA SHEET
METALS - DISSOLVED

Client Sample ID: MSA-SW41D-032714 Lab Sample ID: 240-35500-20

Lab Name: TestAmerica Canton Job No.: 240-35500-1

SDG ID.:

Matrix: Water Date Sampled: 03/27/2014 13:51

Reporting Basis: WET Date Received: 03/28/2014 09:30

CAS No.	Analyte	Result	RL		Units	C	Q	DIL	Method
	Hardness as calcium carbonate	840	33		mg/L			1	SM 2340B
	Calcium hardness as calcium carbonate	180	12		mg/L			1	SM 2340B
	Magnesium hardness as calcium carbonate	660	21		mg/L			1	SM 2340B

1A-IN
INORGANIC ANALYSIS DATA SHEET
METALS - DISSOLVED

Client Sample ID: MSA-SW42A-032714 Lab Sample ID: 240-35500-21

Lab Name: TestAmerica Canton Job No.: 240-35500-1

SDG ID.:

Matrix: Water Date Sampled: 03/27/2014 14:37

Reporting Basis: WET Date Received: 03/28/2014 09:30

CAS No.	Analyte	Result	RL		Units	C	Q	DIL	Method
	Hardness as calcium carbonate	820	33		mg/L			1	SM 2340B
	Calcium hardness as calcium carbonate	180	12		mg/L			1	SM 2340B
	Magnesium hardness as calcium carbonate	650	21		mg/L			1	SM 2340B

1A-IN
INORGANIC ANALYSIS DATA SHEET
METALS - DISSOLVED

Client Sample ID: MSA-SW42B-032714 Lab Sample ID: 240-35500-22

Lab Name: TestAmerica Canton Job No.: 240-35500-1

SDG ID.:

Matrix: Water Date Sampled: 03/27/2014 14:41

Reporting Basis: WET Date Received: 03/28/2014 09:30

CAS No.	Analyte	Result	RL		Units	C	Q	DIL	Method
	Hardness as calcium carbonate	840	33		mg/L			1	SM 2340B
	Calcium hardness as calcium carbonate	180	12		mg/L			1	SM 2340B
	Magnesium hardness as calcium carbonate	650	21		mg/L			1	SM 2340B

1A-IN
INORGANIC ANALYSIS DATA SHEET
METALS - DISSOLVED

Client Sample ID: MSA-SW42C-032714 Lab Sample ID: 240-35500-23

Lab Name: TestAmerica Canton Job No.: 240-35500-1

SDG ID.:

Matrix: Water Date Sampled: 03/27/2014 14:46

Reporting Basis: WET Date Received: 03/28/2014 09:30

CAS No.	Analyte	Result	RL		Units	C	Q	DIL	Method
	Hardness as calcium carbonate	800	33		mg/L			1	SM 2340B
	Calcium hardness as calcium carbonate	170	12		mg/L			1	SM 2340B
	Magnesium hardness as calcium carbonate	630	21		mg/L			1	SM 2340B

1A-IN
INORGANIC ANALYSIS DATA SHEET
METALS - DISSOLVED

Client Sample ID: MSA-SW42D-032714 Lab Sample ID: 240-35500-24

Lab Name: TestAmerica Canton Job No.: 240-35500-1

SDG ID.:

Matrix: Water Date Sampled: 03/27/2014 14:50

Reporting Basis: WET Date Received: 03/28/2014 09:30

CAS No.	Analyte	Result	RL		Units	C	Q	DIL	Method
	Hardness as calcium carbonate	790	33		mg/L			1	SM 2340B
	Calcium hardness as calcium carbonate	170	12		mg/L			1	SM 2340B
	Magnesium hardness as calcium carbonate	620	21		mg/L			1	SM 2340B

1A-IN
INORGANIC ANALYSIS DATA SHEET
METALS - DISSOLVED

Client Sample ID: MSA-SW43A-032714 Lab Sample ID: 240-35500-25

Lab Name: TestAmerica Canton Job No.: 240-35500-1

SDG ID.:

Matrix: Water Date Sampled: 03/27/2014 13:13

Reporting Basis: WET Date Received: 03/28/2014 09:30

CAS No.	Analyte	Result	RL		Units	C	Q	DIL	Method
	Hardness as calcium carbonate	820	33		mg/L			1	SM 2340B
	Calcium hardness as calcium carbonate	180	12		mg/L			1	SM 2340B
	Magnesium hardness as calcium carbonate	650	21		mg/L			1	SM 2340B

1A-IN
INORGANIC ANALYSIS DATA SHEET
METALS - DISSOLVED

Client Sample ID: MSA-SW43B-032714 Lab Sample ID: 240-35500-26

Lab Name: TestAmerica Canton Job No.: 240-35500-1

SDG ID.:

Matrix: Water Date Sampled: 03/27/2014 13:18

Reporting Basis: WET Date Received: 03/28/2014 09:30

CAS No.	Analyte	Result	RL		Units	C	Q	DIL	Method
	Hardness as calcium carbonate	790	33		mg/L			1	SM 2340B
	Calcium hardness as calcium carbonate	170	12		mg/L			1	SM 2340B
	Magnesium hardness as calcium carbonate	620	21		mg/L			1	SM 2340B

1A-IN
INORGANIC ANALYSIS DATA SHEET
METALS - DISSOLVED

Client Sample ID: MSA-SW43C-032714 Lab Sample ID: 240-35500-27

Lab Name: TestAmerica Canton Job No.: 240-35500-1

SDG ID.:

Matrix: Water Date Sampled: 03/27/2014 13:23

Reporting Basis: WET Date Received: 03/28/2014 09:30

CAS No.	Analyte	Result	RL		Units	C	Q	DIL	Method
	Hardness as calcium carbonate	850	33		mg/L			1	SM 2340B
	Calcium hardness as calcium carbonate	180	12		mg/L			1	SM 2340B
	Magnesium hardness as calcium carbonate	670	21		mg/L			1	SM 2340B

1A-IN
INORGANIC ANALYSIS DATA SHEET
METALS - DISSOLVED

Client Sample ID: MSA-SW43D-032714 Lab Sample ID: 240-35500-28

Lab Name: TestAmerica Canton Job No.: 240-35500-1

SDG ID.:

Matrix: Water Date Sampled: 03/27/2014 13:27

Reporting Basis: WET Date Received: 03/28/2014 09:30

CAS No.	Analyte	Result	RL		Units	C	Q	DIL	Method
	Hardness as calcium carbonate	780	33		mg/L			1	SM 2340B
	Calcium hardness as calcium carbonate	170	12		mg/L			1	SM 2340B
	Magnesium hardness as calcium carbonate	620	21		mg/L			1	SM 2340B

1A-IN
INORGANIC ANALYSIS DATA SHEET
METALS - DISSOLVED

Client Sample ID: MSA-SW44A-032714 Lab Sample ID: 240-35500-29

Lab Name: TestAmerica Canton Job No.: 240-35500-1

SDG ID.:

Matrix: Water Date Sampled: 03/27/2014 12:49

Reporting Basis: WET Date Received: 03/28/2014 09:30

CAS No.	Analyte	Result	RL		Units	C	Q	DIL	Method
	Hardness as calcium carbonate	820	33		mg/L			1	SM 2340B
	Calcium hardness as calcium carbonate	180	12		mg/L			1	SM 2340B
	Magnesium hardness as calcium carbonate	640	21		mg/L			1	SM 2340B

1A-IN
INORGANIC ANALYSIS DATA SHEET
METALS - DISSOLVED

Client Sample ID: MSA-SW44B-032714 Lab Sample ID: 240-35500-30

Lab Name: TestAmerica Canton Job No.: 240-35500-1

SDG ID.:

Matrix: Water Date Sampled: 03/27/2014 12:53

Reporting Basis: WET Date Received: 03/28/2014 09:30

CAS No.	Analyte	Result	RL		Units	C	Q	DIL	Method
	Hardness as calcium carbonate	820	33		mg/L			1	SM 2340B
	Calcium hardness as calcium carbonate	170	12		mg/L			1	SM 2340B
	Magnesium hardness as calcium carbonate	650	21		mg/L			1	SM 2340B

1A-IN
INORGANIC ANALYSIS DATA SHEET
METALS - DISSOLVED

Client Sample ID: MSA-SW44C-032714 Lab Sample ID: 240-35500-31

Lab Name: TestAmerica Canton Job No.: 240-35500-1

SDG ID.:

Matrix: Water Date Sampled: 03/27/2014 12:59

Reporting Basis: WET Date Received: 03/28/2014 09:30

CAS No.	Analyte	Result	RL		Units	C	Q	DIL	Method
	Hardness as calcium carbonate	790	33		mg/L			1	SM 2340B
	Calcium hardness as calcium carbonate	170	12		mg/L			1	SM 2340B
	Magnesium hardness as calcium carbonate	620	21		mg/L			1	SM 2340B

1A-IN
INORGANIC ANALYSIS DATA SHEET
METALS - DISSOLVED

Client Sample ID: MSA-SW44D-032714 Lab Sample ID: 240-35500-32

Lab Name: TestAmerica Canton Job No.: 240-35500-1

SDG ID.:

Matrix: Water Date Sampled: 03/27/2014 13:04

Reporting Basis: WET Date Received: 03/28/2014 09:30

CAS No.	Analyte	Result	RL		Units	C	Q	DIL	Method
	Hardness as calcium carbonate	810	33		mg/L			1	SM 2340B
	Calcium hardness as calcium carbonate	170	12		mg/L			1	SM 2340B
	Magnesium hardness as calcium carbonate	640	21		mg/L			1	SM 2340B

1A-IN
INORGANIC ANALYSIS DATA SHEET
METALS - DISSOLVED

Client Sample ID: MSA-SW45A-032714 Lab Sample ID: 240-35500-33

Lab Name: TestAmerica Canton Job No.: 240-35500-1

SDG ID.:

Matrix: Water Date Sampled: 03/27/2014 12:24

Reporting Basis: WET Date Received: 03/28/2014 09:30

CAS No.	Analyte	Result	RL		Units	C	Q	DIL	Method
	Hardness as calcium carbonate	820	33		mg/L			1	SM 2340B
	Calcium hardness as calcium carbonate	180	12		mg/L			1	SM 2340B
	Magnesium hardness as calcium carbonate	640	21		mg/L			1	SM 2340B

1A-IN
INORGANIC ANALYSIS DATA SHEET
METALS - DISSOLVED

Client Sample ID: MSA-SW45B-032714 Lab Sample ID: 240-35500-34

Lab Name: TestAmerica Canton Job No.: 240-35500-1

SDG ID.:

Matrix: Water Date Sampled: 03/27/2014 12:29

Reporting Basis: WET Date Received: 03/28/2014 09:30

CAS No.	Analyte	Result	RL		Units	C	Q	DIL	Method
	Hardness as calcium carbonate	820	33		mg/L			1	SM 2340B
	Calcium hardness as calcium carbonate	170	12		mg/L			1	SM 2340B
	Magnesium hardness as calcium carbonate	640	21		mg/L			1	SM 2340B

1A-IN
INORGANIC ANALYSIS DATA SHEET
METALS - DISSOLVED

Client Sample ID: MSA-SW45C-032714 Lab Sample ID: 240-35500-35

Lab Name: TestAmerica Canton Job No.: 240-35500-1

SDG ID.:

Matrix: Water Date Sampled: 03/27/2014 12:37

Reporting Basis: WET Date Received: 03/28/2014 09:30

CAS No.	Analyte	Result	RL		Units	C	Q	DIL	Method
	Hardness as calcium carbonate	820	33		mg/L			1	SM 2340B
	Calcium hardness as calcium carbonate	170	12		mg/L			1	SM 2340B
	Magnesium hardness as calcium carbonate	650	21		mg/L			1	SM 2340B

1A-IN
INORGANIC ANALYSIS DATA SHEET
METALS - DISSOLVED

Client Sample ID: MSA-SW45D-032714 Lab Sample ID: 240-35500-36

Lab Name: TestAmerica Canton Job No.: 240-35500-1

SDG ID.:

Matrix: Water Date Sampled: 03/27/2014 12:41

Reporting Basis: WET Date Received: 03/28/2014 09:30

CAS No.	Analyte	Result	RL		Units	C	Q	DIL	Method
	Hardness as calcium carbonate	810	33		mg/L			1	SM 2340B
	Calcium hardness as calcium carbonate	170	12		mg/L			1	SM 2340B
	Magnesium hardness as calcium carbonate	630	21		mg/L			1	SM 2340B

Appendix C

Support Documentation

Sample Report

Sample Table

Sample Name	240-35500-d-1-a
Data File Name	018SMPL.d
Data Path Name	D:\Analytical Runs\I10033114C.b
Acq Date Time	2014-03-31T15:33:13-04:00
Sample Type	Sample
Dilution	1
Comment	
ISTD Ref FileName	002CALB.d
Sample QC Pass/Fail	Fail
ISTD Pass/Fail	Pass

MSA - SW3TA - 032714

prep 50ml / 50ml

QC Analyte Table

Name	Mass	ISTD Mass	Tune Step	Tune Mode	Conc	FinalConc	Conc %RSD	CPS	%RSD	LDR	QC Flag
Be	9	6	2	NoGas	0.072	0.072	12.82	367	0.02	10000	
B	11	6	2	NoGas	638.349	638.349	2.10	1715137	0.04	500	>LDR
Na	23	45	1	He	1302784.203	1302784.203	0.84	1461651409	0.09	500000	>LDR
Mg	24	45	1	He	159251.382	159251.382	0.82	100968322	0.16	500000	
Al	27	45	1	He	23.310	23.310	2.21	8667	0.27	200000	
K	39	45	1	He	47281.978	47281.978	1.55	37066007	0.13	500000	
Ca	44	45	1	He	71548.172	71548.172	1.05	2894679	2.47	500000	
Ti	47	45	1	He	0.299	0.299	15.84	74	0.40	5000	
V	51	45	1	He	1.327	1.327	13.92	8807	0.02	10000	
Cr	52	45	1	He	0.426	0.426	14.43	2991	0.01	10000	
Mn	55	45	1	He	52.451	52.451	1.10	265953	0.02	10000	
Fe	56	45	1	He	13.484	13.484	4.94	76864	0.02	200000	
Co	59	45	1	He	1.276	1.276	4.11	11621	0.01	10000	
Ni	60	45	1	He	4.412	4.412	1.85	10164	0.04	10000	
Cu	63	45	1	He	4.146	4.146	1.08	25246	0.02	10000	
Zn	66	45	1	He	16.083	16.083	1.34	19885	0.08	10000	
As	75	115	1	He	1.528	1.528	2.02	1261	0.12	10000	
Se	78	115	1	He	1.176	1.176	17.56	243	0.48	10000	
Sr	88	45	1	He	987.878	987.878	0.82	6875773	0.01	10000	
Mo	95	103	1	He	1.785	1.785	4.62	4809	0.04	2000	
Ag	107	103	1	He	0.018	0.018	61.65	146	0.01	300	
Cd	111	115	1	He	0.597	0.597	5.27	877	0.07	4000	
Sn	118	115	1	He	0.767	0.767	13.02	2778	0.03	2000	
Sb	123	115	1	He	0.888	0.888	15.76	3350	0.03	300	
Ba	137	115	1	He	41.507	41.507	0.58	72537	0.06	10000	
W	182	159	1	He	1.081	1.081	17.73	6305	0.02	10000	
Tl	205	165	1	He	0.096	0.096	14.59	1368	0.01	5000	
Pb	208	165	1	He	0.113	0.113	19.97	2477	0.00	4000	

QC ISTD Table

Name	Mass	Tune Step	Tune Mode	CPS	%RSD	Ref CPS	%Rec	%QC Low	%QC High	QC Flag
Li	6	2	NoGas	1045290	1.41	1148700	91.00	30	120	
Sc	45	1	He	192612	1.49	190221	101.26	30	120	
Sc	45	2	NoGas	1939290	1.44	1894456	102.37	30	120	
Rh	103	1	He	1131778	0.54	1338517	84.55	30	120	
In	115	1	He	834675	0.33	954378	87.46	30	120	
Tb	159	1	He	1764208	0.99	1959018	90.06	30	120	
Ho	165	1	He	1730782	1.72	1886011	91.77	30	120	
Bi	209	1	He	943346	2.78	1171609	80.52	30	120	

North Canton
4101 Shuffel Street, N. W.

North Canton, OH 44720
phone 330.497.9396 fax 330.497.0772

1.6,1.8

4

Chain of Custody Record

TestAmerica
THE LEADER IN ENVIRONMENTAL TESTING

TestAmerica Laboratories, Inc.

Client Contact	Project Manager: Tony Apanavage	Site Contact: Tony Apanavage	Date: 3/27/2014	COC No:
Tetra Tech	Tel/Fax: 301-233-8230 (cell)	Lab Contact: John McFadden	Carrier: Fedex	1 of 4 COCs
20251 Century Blvd, Suite 200	**Analysis Turnaround Time**			Job No. 112I00618 3
Germantown, MD 20874	Calendar (C) or Work Days (W)			SDG No.
(301) 528-3021 Phone	TAT if different from Below: 3 DAYS			
(301) 528-3000 FAX	☑ 2 weeks			Sampler: Tom
Project Name: MSA Surface Water Sampling	☐ 1 week			
Site: MSA Frog Mortar Creek	☐ 2 days			
PO#	☐ 1 day			

Sample Identification	Sample Date	Sample Time	Sample Type	Matrix	# of Cont.	Filtered Sample	VOCs	Dissolved Metals	Hardness	Sample Specific Notes:
MSA-SW37A-032714	3/27/2014	1455	SW	Water	4	x	x	x	x	
MSA-SW37B-032714	3/27/2014	1500	SW	Water	4	x	x	x	x	
MSA-SW37C-032714	3/27/2014	1505	SW	Water	4	x	x	x	x	
MSA-SW37D-032714	3/27/2014	1509	SW	Water	4	x	x	x	x	
MSA-SW38A-032714	3/27/2014	1358	SW	Water	4	x	x	x	x	
MSA-SW38B-032714	3/27/2014	1405	SW	Water	4	x	x	x	x	
MSA-SW38C-032714	3/27/2014	1408	SW	Water	4	x	x	x	x	
MSA-SW38D-032714	3/27/2014	1413	SW	Water	4	x	x	x	x	
MSA-SW39A-032714	3/27/2014	1155	SW	Water	4	x	x	x	x	
MSA-SW39B-032714	3/27/2014	1205	SW	Water	4	x	x	x	x	
MSA-SW39C-032714	3/27/2014	1210	SW	Water	4	x	x	x	x	
MSA-SW39D-032714	3/27/2014	1219	SW	Water	4	x	x	x	x	

Preservation Used: (1= Ice), 2= HCl; 3= H2SO4; 4=HNO3; 5=NaOH; 6= Other _____

Possible Hazard Identification
☒ *Non-Hazard* ☐ *Flammable* ☐ *Skin Irritant* *Poison B* ☐ *Unknown* ☐

Sample Disposal (A fee may be assessed if samples are retained longer than 1 month)
☐ *Return To Client* ☒ *Disposal By Lab* ☐ *Archive For* _____ *Months*

Special Instructions/QC Requirements & Comments: **DISSOLVED METALS FILTERED IN FIELD**

	Company:	Date/Time:	Received by:	Company:	Date/Time:
Relinquished by:	Tetra Tech	3/27/14 1700		TA	3-28-14 930
Relinquished by:	Company:	Date/Time:	Received by:	Company:	Date/Time:
Relinquished by:	Company:	Date/Time:	Received by:	Company:	Date/Time:

North Canton
4101 Shuffel Street, N. W.

North Canton, OH 44720
phone 330.497.9396 fax 330.497.0772

Chain of Custody Record

TestAmerica
THE LEADER IN ENVIRONMENTAL TESTING

TestAmerica Laboratories, Inc.

Client Contact	Project Manager: Tony Apanavage	Site Contact: Tony Apanavage	Date: 3/27/2014	COC No:
Tetra Tech	Tel/Fax: 301-233-8230 (cell)	Lab Contact: Pat Omeara	Carrier: Fedex	2 of 4 COCs
20251 Century Blvd, Suite 200	**Analysis Turnaround Time**			Job No. 112IC06183
Germantown, MD 20874	Calendar (C) or Work Days (W) _____			
(301) 528-3021 Phone	TAT if different from Below: 3 DAYS			SDG No.
(301) 528-3000 FAX	(X) 2 weeks			
Project Name: MSA Surface Water Sampling	☐ 1 week			Sampler: JAm
Site: MSA Frog Mortar Creek	☐ 2 days			
P O #	☐ 1 day			

Sample Identification	Sample Date	Sample Time	Sample Type	Matrix	# of Cont.	Filtered Sample	VOCs	Dissolved Metals	Hardness	Sample Specific Notes:
MSA-SW40A-032714	3/27/2014	1418	SW	Water	4	x	x	x	x	
MSA-SW40B-032714	3/27/2014	1422	SW	Water	4	x	x	x	x	
MSA-SW40C-032714	3/27/2014	1427	SW	Water	4	x	x	x	x	
MSA-SW40D-032714	3/27/2014	1432	SW	Water	4	x	x	x	x	
MSA-SW41A-032714	3/27/2014	1337	SW	Water	4	x	x	x	x	
MSA-SW41B-032714	3/27/2014	1341	SW	Water	4	x	x	x	x	
MSA-SW41C-032714	3/27/2014	1346	SW	Water	4	x	x	x	x	
MSA-SW41D-032714	3/27/2014	1351	SW	Water	4	x	x	x	x	
MSA-SW42A-032714	3/27/2014	1437	SW	Water	4	x	x	x	x	
MSA-SW42B-032714	3/27/2014	1441	SW	Water	4	x	x	x	x	
MSA-SW42C-032714	3/27/2014	1446	SW	Water	4	x	x	x	x	
MSA-SW42D-032714	3/27/2014	1450	SW	Water	4	x	x	x	x	

Preservation Used: (1= Ice) 2= HCl; 3= H2SO4; 4=HNO3; 5=NaOH; 6= Other _____

Possible Hazard Identification
(X) *Non-Hazard* ☐ *Flammable* ☐ *Skin Irritant* *Poison B* ☐ *Unknown* ☐

Sample Disposal (A fee may be assessed if samples are retained longer than 1 month)
☐ *Return To Client* (X) *Disposal By Lab* ☐ *Archive For* _____ *Months*

Special Instructions/QC Requirements & Comments: **DISSOLVED METALS FILTERED IN FIELD**

Relinquished by:	Company: Tetra Tech	Date/Time: 3/27/14 1700	Received by:	Company: TK	Date/Time: 3-28-14 930
Relinquished by:	Company:	Date/Time:	Received by:	Company:	Date/Time:
Relinquished by:	Company:	Date/Time:	Received by:	Company:	Date/Time:

North Canton
4101 Shuffel Street, N. W.

North Canton, OH 44720
phone 330.497.9396 fax 330.497.0772

Chain of Custody Record

TestAmerica
THE LEADER IN ENVIRONMENTAL TESTING

TestAmerica Laboratories, Inc.

Client Contact	Project Manager: Tony Apanavage	Site Contact: Tony Apanavage	Date: 3/27/2014	COC No:
Tetra Tech	Tel/Fax: 301-233-8230 (cell)	Lab Contact: Pat Omeara	Carrier: Fedex	3 of 4 COCs
20251 Century Blvd, Suite 200	**Analysis Turnaround Time**			Job No. 6183 i12ICO[illegible]
Germantown, MD 20874	Calendar (C) or Work Days (W) _____			
(301) 528-3021 Phone	TAT if different from Below: 3 DAYS			SDG No.
(301) 528-3000 FAX	(X) 2 weeks			
Project Name: MSA Surface Water Sampling	( ) 1 week			Sampler: JAV
Site: MSA Frog Mortar Creek	( ) 2 days			
P O #	( ) 1 day			

Sample Identification	Sample Date	Sample Time	Sample Type	Matrix	# of Cont.	Filtered Sample	VOCs	Dissolved Metals	Hardness	Sample Specific Notes:
MSA-SW43A-032714	3/27/2014	1313	SW	Water	4	x	x	x	x	
MSA-SW43B-032714	3/27/2014	1318	SW	Water	4	x	x	x	x	
MSA-SW43C-032714	3/27/2014	1323	SW	Water	4	x	x	x	x	
MSA-SW43D-032714	3/27/2014	1327	SW	Water	4	x	x	x	x	
MSA-SW44A-032714	3/27/2014	1249	SW	Water	4	x	x	x	x	
MSA-SW44B-032714	3/27/2014	1253	SW	Water	4	x	x	x	x	
MSA-SW44C-032714	3/27/2014	1259	SW	Water	4	x	x	x	x	
MSA-SW44D-032714	3/27/2014	1304	SW	Water	4	x	x	x	x	
MSA-SW45A-032714	3/27/2014	1224	SW	Water	4	x	x	x	x	
MSA-SW45B-032714	3/27/2014	1229	SW	Water	4	x	x	x	x	
MSA-SW45C-032714	3/27/2014	1237	SW	Water	4	x	x	x	x	
MSA-SW45D-032714	3/27/2014	1241	SW	Water	4	x	x	x	x	

Preservation Used: (1)= Ice, 2= HCl; 3= H_2SO_4; 4=HNO_3; 5=NaOH; 6= Other _____

Possible Hazard Identification
(X) Non-Hazard ( ) Flammable ( ) Skin Irritant Poison B ( ) Unknown ( )

Sample Disposal (A fee may be assessed if samples are retained longer than 1 month)
( ) Return To Client (X) Disposal By Lab ( ) Archive For _____ Months

Special Instructions/QC Requirements & Comments: **DISSOLVED METALS FILTERED IN FIELD**

Relinquished by:	Company:	Date/Time:	Received by:	Company:	Date/Time:
[signature]	Tetra Tech	3/27/14 1700	[signature]	TA	3-28-14 930
Relinquished by:	Company:	Date/Time:	Received by:	Company:	Date/Time:
Relinquished by:	Company:	Date/Time:	Received by:	Company:	Date/Time:

North Canton
4101 Shuffel Street, N. W.

North Canton, OH 44720
phone 330.497.9396 fax 330.497.0772

Chain of Custody Record

TestAmerica
THE LEADER IN ENVIRONMENTAL TESTING

TestAmerica Laboratories, Inc.

Client Contact	Project Manager: Tony Apanavage	Site Contact: Tony Apanavage	Date: 3/27/2014	COC No:
Tetra Tech	Tel/Fax: 301-233-8230 (cell)	Lab Contact: Pat Omeara	Carrier: Fedex	4 of 4 COCs
20251 Century Blvd, Suite 200	Analysis Turnaround Time			Job No. 112IC06183
Germantown, MD 20874	Calendar (C) or Work Days (W) _____			SDG No.
(301) 528-3021 Phone	TAT if different from Below: 3 DAYS			
(301) 528-3000 FAX	(X) 2 weeks			Sampler:
Project Name: MSA Surface Water Sampling	☐ 1 week			
Site: MSA Frog Mortar Creek	☐ 2 days			
PO #	☐ 1 day			

Sample Identification	Sample Date	Sample Time	Sample Type	Matrix	# of Cont.	Filtered Sample	VOCs	Sample Specific Notes:
EL-SW01A-032714	3/27/2014	1128	SW	AQ	3		x	
EL-SW01B-032714	3/27/2014	1136	SW	AQ	3		x	
EL-SW01C-032714	3/27/2014	1141	SW	AQ	3		x	
EL-SW01D-032714	3/27/2014	1145	SW	AQ	3		x	
TB-032714	--	--	TB	AQ	3		x	

Page 1184 of 1187

Preservation Used: (1= Ice) 2= HCl; 3= H2SO4; 4=HNO3; 5=NaOH; 6= Other _____

Possible Hazard Identification
(X) *Non-Hazard* ☐ *Flammable* ☐ *Skin Irritant* *Poison B* ☐ *Unknown* ☐

Sample Disposal (A fee may be assessed if samples are retained longer than 1 month)
☐ *Return To Client* (X) *Disposal By Lab* ☐ *Archive For* _____ *Months*

Special Instructions/QC Requirements & Comments: **DISSOLVED METALS FILTERED IN FIELD**

Relinquished by:	Company:	Date/Time:	Received by:	Company:	Date/Time:
	Tetra Tech	3/27/14 1700		TA	3-28-14 930
Relinquished by:	Company:	Date/Time:	Received by:	Company:	Date/Time:
Relinquished by:	Company:	Date/Time:	Received by:	Company:	Date/Time:

TestAmerica Canton Sample Receipt Form/Narrative
Canton Facility

Login # : 35500

Client Tetra Tech Site Name

Cooler unpacked by:

Cooler Received on 3-28-14 Opened on 3-28-14

FedEx: 1st Grd (Exp) UPS FAS Stetson Client Drop Off TestAmerica Courier Other

TestAmerica Cooler # Foam Box Client Cooler Box (Other)

Packing material used: Bubble Wrap Foam Plastic Bag None Other

COOLANT: (Wet Ice) Blue Ice Dry Ice Water None

1. Cooler temperature upon receipt

IR GUN# A	(CF +0 °C) Observed Cooler Temp. ____ °C	Corrected Cooler Temp. ____ °C	
IR GUN# 4	(CF -1 °C) Observed Cooler Temp. ____ °C	Corrected Cooler Temp. ____ °C	☑ See Multiple Cooler Form
IR GUN# 5	(CF +1 °C) Observed Cooler Temp. ____ °C	Corrected Cooler Temp. ____ °C	
IR GUN# 8	(CF +1 °C) Observed Cooler Temp. ____ °C	Corrected Cooler Temp. ____ °C	

2. Were custody seals on the outside of the cooler(s)? If Yes Quantity 4 (Yes) No
   -Were custody seals on the outside of the cooler(s) signed & dated? (Yes) No NA
   -Were custody seals on the bottle(s)? Yes (No)
3. Shippers' packing slip attached to the cooler(s)? (Yes) No
4. Did custody papers accompany the sample(s)? (Yes) No
5. Were the custody papers relinquished & signed in the appropriate place? (Yes) No
6. Did all bottles arrive in good condition (Unbroken)? (Yes) No
7. Could all bottle labels be reconciled with the COC? (Yes) No
8. Were correct bottle(s) used for the test(s) indicated? (Yes) No
9. Sufficient quantity received to perform indicated analyses? (Yes) No
10. Were sample(s) at the correct pH upon receipt? (Yes) No NA pH Strip Lot# HC391902
11. Were VOAs on the COC? (Yes) No
12. Were air bubbles >6 mm in any VOA vials? Yes (No) NA
13. Was a trip blank present in the cooler(s)? (Yes) No

Contacted PM ____ Date ____ by ____ via Verbal Voice Mail Other
Concerning

14. CHAIN OF CUSTODY & SAMPLE DISCREPANCIES

Samples processed by:

15. SAMPLE CONDITION

Sample(s) ____ were received after the recommended holding time had expired.
Sample(s) ____ were received in a broken container.
Sample(s) ____ were received with bubble >6 mm in diameter. (Notify PM)

16. SAMPLE PRESERVATION

Sample(s) ____ were further preserved in the laboratory.
Time preserved: ____ Preservative(s) added/Lot number(s): ____

TestAmerica Multiple Cooler Receipt Form/Narrative
Canton Facility

Login # : 35500

Cooler #	IR Gun #	Observed Temp °C	Corrected Temp °C	Coolant
client	1	1.6	1.6	ice
1	1	1.9	1.8	1

Login Container Summary Report

Temperature readings: _____

Client Sample ID	Lab ID	Container Type	Container pH	Preservative Added (mls)	Lot #
MSA-SW37A-032714	240-35500-D-1	Plastic 500ml - w/ Nitric - Dis.	<2		
MSA-SW37B-032714	240-35500-D-2	Plastic 500ml - w/ Nitric - Dis.	<2		
MSA-SW37C-032714	240-35500-D-3	Plastic 500ml - w/ Nitric - Dis.	<2		
MSA-SW37D-032714	240-35500-D-4	Plastic 500ml - w/ Nitric - Dis.	<2		
MSA-SW38A-032714	240-35500-D-5	Plastic 500ml - w/ Nitric - Dis.	<2		
MSA-SW38B-032714	240-35500-D-6	Plastic 500ml - w/ Nitric - Dis.	<2		
MSA-SW38C-032714	240-35500-D-7	Plastic 500ml - w/ Nitric - Dis.	<2		
MSA-SW38D-032714	240-35500-D-8	Plastic 500ml - w/ Nitric - Dis.	<2		
MSA-SW39A-032714	240-35500-D-9	Plastic 500ml - w/ Nitric - Dis.	<2		
MSA-SW39B-032714	240-35500-D-10	Plastic 500ml - w/ Nitric - Dis.	<2		
MSA-SW39C-032714	240-35500-D-11	Plastic 500ml - w/ Nitric - Dis.	<2		
MSA-SW39D-032714	240-35500-D-12	Plastic 500ml - w/ Nitric - Dis.	<2		
MSA-SW40A-032714	240-35500-D-13	Plastic 500ml - w/ Nitric - Dis.	<2		
MSA-SW40B-032714	240-35500-D-14	Plastic 500ml - w/ Nitric - Dis.	<2		
MSA-SW40C-032714	240-35500-D-15	Plastic 500ml - w/ Nitric - Dis.	<2		
MSA-SW40D-032714	240-35500-D-16	Plastic 500ml - w/ Nitric - Dis.	<2		
MSA-SW41A-032714	240-35500-D-17	Plastic 500ml - w/ Nitric - Dis.	<2		
MSA-SW41B-032714	240-35500-D-18	Plastic 500ml - w/ Nitric - Dis.	<2		
MSA-SW41C-032714	240-35500-D-19	Plastic 500ml - w/ Nitric - Dis.	<2		
MSA-SW41D-032714	240-35500-D-20	Plastic 500ml - w/ Nitric - Dis.	<2		
MSA-SW42A-032714	240-35500-D-21	Plastic 500ml - w/ Nitric - Dis.	<2		
MSA-SW42B-032714	240-35500-D-22	Plastic 500ml - w/ Nitric - Dis.	<2		
MSA-SW42C-032714	240-35500-D-23	Plastic 500ml - w/ Nitric - Dis.	<2		
MSA-SW42D-032714	240-35500-D-24	Plastic 500ml - w/ Nitric - Dis.	<2		
MSA-SW43A-032714	240-35500-D-25	Plastic 500ml - w/ Nitric - Dis.	<2		
MSA-SW43B-032714	240-35500-D-26	Plastic 500ml - w/ Nitric - Dis.	<2		
MSA-SW43C-032714	240-35500-D-27	Plastic 500ml - w/ Nitric - Dis.	<2		
MSA-SW43D-032714	240-35500-D-28	Plastic 500ml - w/ Nitric - Dis.	<2		
MSA-SW44A-032714	240-35500-D-29	Plastic 500ml - w/ Nitric - Dis.	<2		
MSA-SW44B-032714	240-35500-D-30	Plastic 500ml - w/ Nitric - Dis.	<2		
MSA-SW44C-032714	240-35500-D-31	Plastic 500ml - w/ Nitric - Dis.	<2		
MSA-SW44D-032714	240-35500-D-32	Plastic 500ml - w/ Nitric - Dis.	<2		
MSA-SW45A-032714	240-35500-D-33	Plastic 500ml - w/ Nitric - Dis.	<2		
MSA-SW45B-032714	240-35500-D-34	Plastic 500ml - w/ Nitric - Dis.	<2		
MSA-SW45C-032714	240-35500-D-35	Plastic 500ml - w/ Nitric - Dis.	<2		
MSA-SW45D-032714	240-35500-D-36	Plastic 500ml - w/ Nitric - Dis.	<2		

CASE NARRATIVE

Client: Tetra Tech, Inc.

Project: MSA Surface Water Sampling

Report Number: 240-35500-1

With the exceptions noted as flags or footnotes, standard analytical protocols were followed in the analysis of the samples and no problems were encountered or anomalies observed. In addition all laboratory quality control samples were within established control limits, with any exceptions noted below. Each sample was analyzed to achieve the lowest possible reporting limit within the constraints of the method. In some cases, due to interference or analytes present at high concentrations, samples were diluted. For diluted samples, the reporting limits are adjusted relative to the dilution required.

TestAmerica Canton attests to the validity of the laboratory data generated by TestAmerica facilities reported herein. All analyses performed by TestAmerica facilities were done using established laboratory SOPs that incorporate QA/QC procedures described in the application methods. TestAmerica's operations groups have reviewed the data for compliance with the laboratory QA/QC plan, and data have been found to be compliant with laboratory protocols unless otherwise noted below.

The test results in this report meet all NELAP requirements for parameters for which accreditation is required or available. Any exceptions to NELAP requirements are noted in this report. Pursuant to NELAP, this report may not be reproduced, except in full, without the written approval of the laboratory.

Calculations are performed before rounding to avoid round-off errors in calculated results.

All holding times were met and proper preservation noted for the methods performed on these samples, unless otherwise detailed in the individual sections below.

This laboratory report is confidential and is intended for the sole use of TestAmerica and its client.

RECEIPT

The samples were received on 3/28/2014 9:30 AM; the samples arrived in good condition, properly preserved and, where required, on ice. The temperatures of the 2 coolers at receipt time were 1.6° C and 1.8° C.

VOLATILE ORGANIC COMPOUNDS (GCMS)

Samples MSA-SW37A-032714 (240-35500-1), MSA-SW37B-032714 (240-35500-2), MSA-SW37C-032714 (240-35500-3), MSA-SW37D-032714 (240-35500-4), MSA-SW38A-032714 (240-35500-5), MSA-SW38B-032714 (240-35500-6), MSA-SW38C-032714 (240-35500-7), MSA-SW38D-032714 (240-35500-8), MSA-SW39A-032714 (240-35500-9), MSA-SW39B-032714 (240-35500-10), MSA-SW39C-032714 (240-35500-11), MSA-SW39D-032714 (240-35500-12), MSA-SW40A-032714 (240-35500-13), MSA-SW40B-032714 (240-35500-14), MSA-SW40C-032714 (240-35500-15), MSA-SW40D-032714 (240-35500-16), MSA-SW41A-032714 (240-35500-17), MSA-SW41B-032714 (240-35500-18), MSA-SW41C-032714 (240-35500-19), MSA-SW41D-032714 (240-35500-20), MSA-SW42A-032714 (240-35500-21), MSA-SW42B-032714 (240-35500-22), MSA-SW42C-032714 (240-35500-23), MSA-SW42D-032714 (240-35500-24), MSA-SW43A-032714 (240-35500-25), MSA-SW43B-032714 (240-35500-26), MSA-SW43C-032714 (240-35500-27), MSA-SW43D-032714 (240-35500-28), MSA-SW44A-032714 (240-35500-29), MSA-SW44B-032714 (240-35500-30), MSA-SW44C-032714 (240-35500-31), MSA-SW44D-032714 (240-35500-32), MSA-SW45A-032714 (240-35500-33), MSA-SW45B-032714 (240-35500-34), MSA-SW45C-032714 (240-35500-35), MSA-SW45D-032714 (240-35500-36), EL-SW01A-032714 (240-35500-37), EL-SW01B-032714 (240-35500-38), EL-SW01C-032714 (240-35500-39), EL-SW01D-032714 (240-35500-40) and TB-032714 (240-35500-41) were analyzed for volatile organic compounds (GCMS) in accordance with EPA SW-846 Method 8260B. The samples were analyzed on 03/28/2014, 03/29/2014 and 03/30/2014.

The pH of the sample(s) was greater than 2: MSA-SW43B-032714 (240-35500-26).

No other difficulties were encountered during the VOCs analysis. All other quality control parameters were within the acceptance limits.

DISSOLVED METALS (ICPMS)

Samples MSA-SW37A-032714 (240-35500-1), MSA-SW37B-032714 (240-35500-2), MSA-SW37C-032714 (240-35500-3), MSA-SW37D-032714 (240-35500-4), MSA-SW38A-032714 (240-35500-5), MSA-SW38B-032714 (240-35500-6), MSA-SW38C-032714 (240-35500-7), MSA-SW38D-032714 (240-35500-8), MSA-SW39A-032714 (240-35500-9), MSA-SW39B-032714 (240-35500-10), MSA-SW39C-032714 (240-35500-11), MSA-SW39D-032714 (240-35500-12), MSA-SW40A-032714 (240-35500-13), MSA-SW40B-032714 (240-35500-14), MSA-SW40C-032714 (240-35500-15), MSA-SW40D-032714 (240-35500-16), MSA-SW41A-032714 (240-35500-17), MSA-SW41B-032714 (240-35500-18), MSA-SW41C-032714 (240-35500-19), MSA-SW41D-032714 (240-35500-20), MSA-SW42A-032714 (240-35500-21), MSA-SW42B-032714 (240-35500-22), MSA-SW42C-032714 (240-35500-23), MSA-SW42D-032714 (240-35500-24), MSA-SW43A-032714 (240-35500-25), MSA-SW43B-032714 (240-35500-26), MSA-SW43C-032714 (240-35500-27), MSA-SW43D-032714 (240-35500-28),

MSA-SW44A-032714 (240-35500-29), MSA-SW44B-032714 (240-35500-30), MSA-SW44C-032714 (240-35500-31), MSA-SW44D-032714 (240-35500-32), MSA-SW45A-032714 (240-35500-33), MSA-SW45B-032714 (240-35500-34), MSA-SW45C-032714 (240-35500-35) and MSA-SW45D-032714 (240-35500-36) were analyzed for dissolved metals (ICPMS) in accordance with EPA SW-846 Method 6020. The samples were prepared on 03/28/2014 and analyzed on 03/31/2014.

Several analytes were detected in method blank MB 240-124420/1-A at levels that were above the method detection limit but below the reporting limit. The values should be considered estimates, and have been flagged. If the associated sample reported a result above the MDL and/or RL, the result has been flagged.

Arsenic, Selenium and Vanadium were detected in method blank MB 240-124424/1-A at levels that were above the method detection limit but below the reporting limit. The values should be considered estimates, and have been flagged. If the associated sample reported a result above the MDL and/or RL, the result has been flagged.

No other difficulties were encountered during the metals analysis. All other quality control parameters were within the acceptance limits.

DISSOLVED MERCURY (CVAA)

Samples MSA-SW37A-032714 (240-35500-1), MSA-SW37B-032714 (240-35500-2), MSA-SW37C-032714 (240-35500-3), MSA-SW37D-032714 (240-35500-4), MSA-SW38A-032714 (240-35500-5), MSA-SW38B-032714 (240-35500-6), MSA-SW38C-032714 (240-35500-7), MSA-SW38D-032714 (240-35500-8), MSA-SW39A-032714 (240-35500-9), MSA-SW39B-032714 (240-35500-10), MSA-SW39C-032714 (240-35500-11), MSA-SW39D-032714 (240-35500-12), MSA-SW40A-032714 (240-35500-13), MSA-SW40B-032714 (240-35500-14), MSA-SW40C-032714 (240-35500-15), MSA-SW40D-032714 (240-35500-16), MSA-SW41A-032714 (240-35500-17), MSA-SW41B-032714 (240-35500-18), MSA-SW41C-032714 (240-35500-19), MSA-SW41D-032714 (240-35500-20), MSA-SW42A-032714 (240-35500-21), MSA-SW42B-032714 (240-35500-22), MSA-SW42C-032714 (240-35500-23), MSA-SW42D-032714 (240-35500-24), MSA-SW43A-032714 (240-35500-25), MSA-SW43B-032714 (240-35500-26), MSA-SW43C-032714 (240-35500-27), MSA-SW43D-032714 (240-35500-28), MSA-SW44A-032714 (240-35500-29), MSA-SW44B-032714 (240-35500-30), MSA-SW44C-032714 (240-35500-31), MSA-SW44D-032714 (240-35500-32), MSA-SW45A-032714 (240-35500-33), MSA-SW45B-032714 (240-35500-34), MSA-SW45C-032714 (240-35500-35) and MSA-SW45D-032714 (240-35500-36) were analyzed for dissolved mercury (CVAA) in accordance with EPA SW-846 Methods 7470A. The samples were prepared on 03/28/2014 and analyzed on 03/31/2014.

Mercury was detected in method blank MB 240-124422/1-A at a level exceeding the reporting limit. If the associated sample reported a result above the MDL and/or RL, the result has been flagged.

No difficulties were encountered during the mercury analysis. All quality control parameters were within the acceptance limits.

DISSOLVED HARDNESS (AS CACO3) BY CALCULATION

Samples MSA-SW37A-032714 (240-35500-1), MSA-SW37B-032714 (240-35500-2), MSA-SW37C-032714 (240-35500-3), MSA-SW37D-032714 (240-35500-4), MSA-SW38A-032714 (240-35500-5), MSA-SW38B-032714 (240-35500-6), MSA-SW38C-032714 (240-35500-7), MSA-SW38D-032714 (240-35500-8), MSA-SW39A-032714 (240-35500-9), MSA-SW39B-032714 (240-35500-10), MSA-SW39C-032714 (240-35500-11), MSA-SW39D-032714 (240-35500-12), MSA-SW40A-032714 (240-35500-13), MSA-SW40B-032714 (240-35500-14), MSA-SW40C-032714 (240-35500-15), MSA-SW40D-032714 (240-35500-16), MSA-SW41A-032714 (240-35500-17), MSA-SW41B-032714 (240-35500-18), MSA-SW41C-032714 (240-35500-19), MSA-SW41D-032714 (240-35500-20), MSA-SW42A-032714 (240-35500-21), MSA-SW42B-032714 (240-35500-22), MSA-SW42C-032714 (240-35500-23), MSA-SW42D-032714 (240-35500-24), MSA-SW43A-032714 (240-35500-25), MSA-SW43B-032714 (240-35500-26), MSA-SW43C-032714 (240-35500-27), MSA-SW43D-032714 (240-35500-28), MSA-SW44A-032714 (240-35500-29), MSA-SW44B-032714 (240-35500-30), MSA-SW44C-032714 (240-35500-31), MSA-SW44D-032714 (240-35500-32), MSA-SW45A-032714 (240-35500-33), MSA-SW45B-032714 (240-35500-34), MSA-SW45C-032714 (240-35500-35) and MSA-SW45D-032714 (240-35500-36) were analyzed for dissolved hardness (as CaCO3) by calculation in accordance with SM 2340B. The samples were analyzed on 04/01/2014.

No difficulties were encountered during the hardness analysis. All quality control parameters were within the acceptance limits.

SAMPLE SUMMARY

Client: Tetra Tech, Inc.

Job Number: 240-35500-1

Lab Sample ID	Client Sample ID	Client Matrix	Date/Time Sampled	Date/Time Received
240-35500-1	MSA-SW37A-032714	Water	03/27/2014 1455	03/28/2014 0930
240-35500-2	MSA-SW37B-032714	Water	03/27/2014 1500	03/28/2014 0930
240-35500-3	MSA-SW37C-032714	Water	03/27/2014 1505	03/28/2014 0930
240-35500-4	MSA-SW37D-032714	Water	03/27/2014 1509	03/28/2014 0930
240-35500-5	MSA-SW38A-032714	Water	03/27/2014 1358	03/28/2014 0930
240-35500-6	MSA-SW38B-032714	Water	03/27/2014 1405	03/28/2014 0930
240-35500-7	MSA-SW38C-032714	Water	03/27/2014 1408	03/28/2014 0930
240-35500-8	MSA-SW38D-032714	Water	03/27/2014 1413	03/28/2014 0930
240-35500-9	MSA-SW39A-032714	Water	03/27/2014 1155	03/28/2014 0930
240-35500-10	MSA-SW39B-032714	Water	03/27/2014 1205	03/28/2014 0930
240-35500-11	MSA-SW39C-032714	Water	03/27/2014 1210	03/28/2014 0930
240-35500-12	MSA-SW39D-032714	Water	03/27/2014 1215	03/28/2014 0930
240-35500-13	MSA-SW40A-032714	Water	03/27/2014 1418	03/28/2014 0930
240-35500-14	MSA-SW40B-032714	Water	03/27/2014 1422	03/28/2014 0930
240-35500-15	MSA-SW40C-032714	Water	03/27/2014 1427	03/28/2014 0930
240-35500-16	MSA-SW40D-032714	Water	03/27/2014 1432	03/28/2014 0930
240-35500-17	MSA-SW41A-032714	Water	03/27/2014 1337	03/28/2014 0930
240-35500-18	MSA-SW41B-032714	Water	03/27/2014 1341	03/28/2014 0930
240-35500-19	MSA-SW41C-032714	Water	03/27/2014 1346	03/28/2014 0930
240-35500-20	MSA-SW41D-032714	Water	03/27/2014 1351	03/28/2014 0930
240-35500-21	MSA-SW42A-032714	Water	03/27/2014 1437	03/28/2014 0930
240-35500-22	MSA-SW42B-032714	Water	03/27/2014 1441	03/28/2014 0930
240-35500-23	MSA-SW42C-032714	Water	03/27/2014 1446	03/28/2014 0930
240-35500-24	MSA-SW42D-032714	Water	03/27/2014 1450	03/28/2014 0930
240-35500-25	MSA-SW43A-032714	Water	03/27/2014 1313	03/28/2014 0930
240-35500-26	MSA-SW43B-032714	Water	03/27/2014 1318	03/28/2014 0930
240-35500-27	MSA-SW43C-032714	Water	03/27/2014 1323	03/28/2014 0930
240-35500-28	MSA-SW43D-032714	Water	03/27/2014 1327	03/28/2014 0930
240-35500-29	MSA-SW44A-032714	Water	03/27/2014 1249	03/28/2014 0930
240-35500-30	MSA-SW44B-032714	Water	03/27/2014 1253	03/28/2014 0930
240-35500-31	MSA-SW44C-032714	Water	03/27/2014 1259	03/28/2014 0930
240-35500-32	MSA-SW44D-032714	Water	03/27/2014 1304	03/28/2014 0930
240-35500-33	MSA-SW45A-032714	Water	03/27/2014 1224	03/28/2014 0930
240-35500-34	MSA-SW45B-032714	Water	03/27/2014 1229	03/28/2014 0930
240-35500-35	MSA-SW45C-032714	Water	03/27/2014 1237	03/28/2014 0930
240-35500-36	MSA-SW45D-032714	Water	03/27/2014 1241	03/28/2014 0930
240-35500-37	EL-SW01A-032714	Water	03/27/2014 1128	03/28/2014 0930
240-35500-38	EL-SW01B-032714	Water	03/27/2014 1136	03/28/2014 0930
240-35500-39	EL-SW01C-032714	Water	03/27/2014 1141	03/28/2014 0930
240-35500-40	EL-SW01D-032714	Water	03/27/2014 1145	03/28/2014 0930
240-35500-41TB	TB-032714	Water	03/27/2014 0000	03/28/2014 0930

METHOD SUMMARY

Client: Tetra Tech, Inc. Job Number: 240-35500-1

Description	Lab Location	Method	Preparation Method
Matrix: Water			
Volatile Priority Pollutants	TAL CAN	SW846 8260B	
Purge and Trap	TAL CAN		SW846 5030B
Metals (ICP/MS)	TAL CAN	SW846 6020	
Preparation, Total Recoverable or Dissolved Metals	TAL CAN		SW846 3005A
Sample Filtration, Field			FIELD_FLTRD
Mercury (CVAA)	TAL CAN	SW846 7470A	
Preparation, Mercury	TAL CAN		SW846 7470A
Sample Filtration, Field			FIELD_FLTRD
Total Hardness (as CaCO3) by calculation	TAL CAN	SM SM 2340B	
Sample Filtration, Field			FIELD_FLTRD

Lab References:

TAL CAN = TestAmerica Canton

Method References:

SM = "Standard Methods For The Examination Of Water And Wastewater"

SW846 = "Test Methods For Evaluating Solid Waste, Physical/Chemical Methods", Third Edition, November 1986 And Its Updates.

COVER PAGE
METALS

Lab Name: TestAmerica Canton Job Number: 240-35500-1

SDG No.:

Project: MSA Surface Water Sampling

Client Sample ID	Lab Sample ID
MSA-SW37A-032714	240-35500-1
MSA-SW37B-032714	240-35500-2
MSA-SW37C-032714	240-35500-3
MSA-SW37D-032714	240-35500-4
MSA-SW38A-032714	240-35500-5
MSA-SW38B-032714	240-35500-6
MSA-SW38C-032714	240-35500-7
MSA-SW38D-032714	240-35500-8
MSA-SW39A-032714	240-35500-9
MSA-SW39B-032714	240-35500-10
MSA-SW39C-032714	240-35500-11
MSA-SW39D-032714	240-35500-12
MSA-SW40A-032714	240-35500-13
MSA-SW40B-032714	240-35500-14
MSA-SW40C-032714	240-35500-15
MSA-SW40D-032714	240-35500-16
MSA-SW41A-032714	240-35500-17
MSA-SW41B-032714	240-35500-18
MSA-SW41C-032714	240-35500-19
MSA-SW41D-032714	240-35500-20
MSA-SW42A-032714	240-35500-21
MSA-SW42B-032714	240-35500-22
MSA-SW42C-032714	240-35500-23
MSA-SW42D-032714	240-35500-24
MSA-SW43A-032714	240-35500-25
MSA-SW43B-032714	240-35500-26
MSA-SW43C-032714	240-35500-27
MSA-SW43D-032714	240-35500-28
MSA-SW44A-032714	240-35500-29
MSA-SW44B-032714	240-35500-30
MSA-SW44C-032714	240-35500-31
MSA-SW44D-032714	240-35500-32
MSA-SW45A-032714	240-35500-33
MSA-SW45B-032714	240-35500-34
MSA-SW45C-032714	240-35500-35
MSA-SW45D-032714	240-35500-36

Comments:

9-IN
DETECTION LIMITS
METALS - DISSOLVED

Lab Name: TestAmerica Canton Job Number: 240-35500-1

SDG Number:

Matrix: Water Instrument ID: I10

Method: 6020 MDL Date: 09/13/2013 14:08

Prep Method: 3005A

Analyte	Wavelength/ Mass	RL (ug/L)	MDL (ug/L)
Antimony	121.00	2	0.11
Arsenic	75.00	5	0.063
Barium	137.00	5	0.32
Beryllium	9.00	1	0.031
Cadmium	111.00	1	0.026
Chromium	52.00	2	0.13
Cobalt	59.00	1	0.02
Copper	65.00	2	0.24
Lead	208.00	1	0.14
Molybdenum	95.00	10	0.81
Nickel	60.00	2	0.088
Selenium	78.00	5	0.34
Silver	107.00	1	0.0083
Thallium	205.00	2	0.4
Tungsten	182.00	10	0.017
Vanadium	51.00	5	0.15
Zinc	66.00	20	2.08

9-IN
CALIBRATION BLANK DETECTION LIMITS
METALS - DISSOLVED

Lab Name: TestAmerica Canton Job Number: 240-35500-1

SDG Number:

Matrix: Water Instrument ID: I10

Method: 6020 XMDL Date: 09/13/2013 14:09

Analyte	Wavelength/ Mass	XRL (ug/L)	XMDL (ug/L)
Antimony	121.00	2	0.11
Arsenic	75.00	5	0.063
Barium	137.00	5	0.32
Beryllium	9.00	1	0.031
Cadmium	111.00	1	0.026
Chromium	52.00	2	0.13
Cobalt	59.00	1	0.02
Copper	65.00	2	0.24
Lead	208.00	1	0.14
Molybdenum	95.00	10	0.81
Nickel	60.00	2	0.088
Selenium	78.00	5	0.34
Silver	107.00	1	0.0083
Thallium	205.00	2	0.4
Tungsten	182.00	10	0.017
Vanadium	51.00	5	0.15
Zinc	66.00	20	2.08

9-IN
DETECTION LIMITS
METALS - DISSOLVED

Lab Name: TestAmerica Canton Job Number: 240-35500-1

SDG Number:

Matrix: Water Instrument ID: H1

Method: 7470A MDL Date: 02/08/2010 16:06

Prep Method: 7470A

Analyte	Wavelength/ Mass	RL (ug/L)	MDL (ug/L)
Mercury	253.7	0.2	0.12

9-IN

CALIBRATION BLANK DETECTION LIMITS

METALS - DISSOLVED

Lab Name: TestAmerica Canton Job Number: 240-35500-1

SDG Number:

Matrix: Water Instrument ID: H1

Method: 7470A XMDL Date: 02/08/2010 16:06

Analyte	Wavelength/ Mass	XRL (ug/L)	XMDL (ug/L)
Mercury	253.7	0.2	0.12

9-IN
DETECTION LIMITS
METALS - DISSOLVED

Lab Name: TestAmerica Canton Job Number: 240-35500-1

SDG Number:

Matrix: Water Instrument ID: NOEQUIP

Method: SM 2340B RL Date: 04/14/2011 14:06

Analyte	Wavelength/ Mass	RL (mg/L)	
Calcium hardness as calcium carbonate		12	
Hardness as calcium carbonate		33	
Magnesium hardness as calcium carbonate		21	

9-IN
CALIBRATION BLANK DETECTION LIMITS
METALS - DISSOLVED

Lab Name: TestAmerica Canton Job Number: 240-35500-1

SDG Number:

Matrix: Water Instrument ID: NOEQUIP

Method: SM 2340B XMDL Date: 04/14/2011 14:07

Analyte	Wavelength/ Mass	XRL (ug/L)	XMDL (ug/L)
Calcium hardness as calcium carbonate		12000	325
Hardness as calcium carbonate		33000	465
Magnesium hardness as calcium carbonate		21000	140

11-IN
LINEAR RANGES
METALS

Lab Name: TestAmerica Canton Job No: 240-35500-1

SDG No.:

Instrument ID: I10 Date: 10/21/2013 15:11

Analyte	Integ. Time (Sec.)	Concentration (ppb)	Method
Antimony			6020
Arsenic			6020
Barium			6020
Beryllium			6020
Cadmium			6020
Chromium			6020
Cobalt			6020
Copper			6020
Lead			6020
Molybdenum			6020
Nickel			6020
Selenium			6020
Silver			6020
Thallium			6020
Vanadium			6020
Zinc			6020
Tungsten			6020

11-IN
LINEAR RANGES
METALS

Lab Name: TestAmerica Canton Job No: 240-35500-1

SDG No.:

Instrument ID: H1 Date: 12/10/2013 15:54

Analyte	Integ. Time (Sec.)	Concentration (ppb)	Method
Mercury		10	7470A

15-IN

ICP-MS INTERNAL STANDARDS RELATIVE INTENSITY SUMMARY

METALS

Lab Name: TestAmerica Canton Job No.: 240-35500-1

SDG No.:

ICP-MS Instrument ID: I10 Start Date: 03/31/2014 End Date: 03/31/2014

Lab Sample ID	Time	Internal Standards %RI For:									
		Element Li-6	Q	Element Sc/1	Q	Element Sc/2	Q	Element Rh	Q	Element In	Q
STD1 240-124725/3 IC	14:32	95		104		95		101		101	
STD2 240-124725/4 IC	14:36	96		103		99		97		98	
STD3 240-124725/5 IC	14:40	97		104		101		96		97	
STD4 240-124725/6 IC	14:43	97		104		99		102		102	
ICV 240-124725/7	14:47	98		111		110		102		100	
ICB 240-124725/8	14:51	100		105		103		105		104	
CRI 240-124725/9	14:55	92		106		96		103		103	
ICSA 240-124725/10	14:59	85		98		93		92		95	
ICSAB 240-124725/11	15:03	87		95		94		91		94	
CCV 240-124725/14	15:17	93		103		101		99		100	
CCB 240-124725/15	15:21	91		100		98		101		100	
MB 240-124420/1-A	15:25	87		94		94		99		96	
LCS 240-124420/2-A	15:29	83		91		92		93		92	
240-35500-1	15:33	91		101		102		85		88	
240-35500-1 SD	15:37	101		110		113		98		100	
240-35500-1 MS	15:40	88		102		100		85		87	
240-35500-1 MSD	15:44	85		100		98		84		85	
240-35500-1 PDS	15:48	86		97		98		83		85	
240-35500-2	15:55	95		109		106		90		93	
240-35500-3	15:59	97		111		108		92		95	
CCV 240-124725/26	16:03	99		110		108		105		104	
CCB 240-124725/27	16:07	100		109		105		114		107	
240-35500-4	16:11	97		109		110		91		94	
240-35500-5	16:15	95		109		108		90		93	
240-35500-6	16:19	93		108		102		90		93	
240-35500-7	16:23	94		109		107		88		91	
240-35500-8	16:27	90		105		103		86		88	
240-35500-9	16:31	94		109		105		89		92	
240-35500-10	16:35	86		111		88		92		95	
240-35500-11	16:39	93		108		102		90		93	
240-35500-12	16:42	91		105		100		87		89	
240-35500-13	16:46	91		105		103		86		89	
CCV 240-124725/38	16:50	100		106		107		100		100	
CCB 240-124725/39	16:54	101		112		108		114		109	
240-35500-14	16:58	97		113		108		91		95	
240-35500-15	17:02	93		108		108		89		92	
240-35500-16	17:06	97		114		110		93		96	
240-35500-17	17:10	95		111		109		92		95	
240-35500-18	17:14	98		114		111		93		96	
240-35500-19	17:18	92		106		105		90		91	
240-35500-20	17:21	92		109		105		89		92	
MB 240-124424/1-A	17:25	99		107		106		108		103	

15-IN
ICP-MS INTERNAL STANDARDS RELATIVE INTENSITY SUMMARY
METALS

Lab Name: TestAmerica Canton Job No.: 240-35500-1

SDG No.:

ICP-MS Instrument ID: I10 Start Date: 03/31/2014 End Date: 03/31/2014

Lab Sample ID	Time	Internal Standards %RI For:									
		Element Li-6	Q	Element Sc/1	Q	Element Sc/2	Q	Element Rh	Q	Element In	Q
LCS 240-124424/2-A	17:29	82		90		89		92		90	
240-35500-21	17:33	94		104		107		87		89	
CCV 240-124725/50	17:37	99		108		107		104		102	
CCB 240-124725/51	17:41	101		104		108		103		102	
240-35500-21 SD	17:45	103		113		116		100		101	
240-35500-21 MS	17:48	90		104		104		85		88	
240-35500-21 MSD	17:52	90		104		103		86		89	
240-35500-21 PDS	17:56	85		100		99		84		86	
240-35500-22	18:00	88		103		102		86		89	
240-35500-23	18:03	89		104		105		87		90	
240-35500-24	18:07	93		106		107		89		91	
240-35500-25	18:11	93		106		106		89		91	
240-35500-26	18:15	92		109		106		90		93	
240-35500-27	18:19	90		104		101		87		90	
CCV 240-124725/62	18:23	92		102		101		97		97	
CCB 240-124725/63	18:27	94		103		102		102		102	
240-35500-28	18:31	94		105		104		87		91	
240-35500-29	18:35	92		107		107		87		91	
240-35500-30	18:39	91		107		104		88		91	
240-35500-31	18:43	90		105		103		87		91	
240-35500-32	18:46	88		101		100		84		86	
240-35500-33	18:50	90		103		102		85		88	
240-35500-34	18:54	88		105		102		87		90	
240-35500-35	18:58	91		104		104		86		90	
240-35500-36	19:02	88		107		101		88		91	
CCV 240-124725/74	19:10	91		100		100		96		96	
CCB 240-124725/75	19:14	93		102		100		100		100	

15-IN
ICP-MS INTERNAL STANDARDS RELATIVE INTENSITY SUMMARY
METALS

Lab Name: TestAmerica Canton Job No.: 240-35500-1

SDG No.:

ICP-MS Instrument ID: I10 Start Date: 03/31/2014 End Date: 03/31/2014

Lab Sample ID	Time	Internal Standards %RI For:									
		Element Tb	Q	Element Ho	Q	Element Bi	Q	Element	Q	Element	Q
STD1 240-124725/3 IC	14:32	103		102		105					
STD2 240-124725/4 IC	14:36	101		102		95					
STD3 240-124725/5 IC	14:40	100		100		99					
STD4 240-124725/6 IC	14:43	103		103		102					
ICV 240-124725/7	14:47	103		104		107					
ICB 240-124725/8	14:51	103		103		98					
CRI 240-124725/9	14:55	102		104		100					
ICSA 240-124725/10	14:59	97		99		111					
ICSAB 240-124725/11	15:03	98		99		99					
CCV 240-124725/14	15:17	102		103		100					
CCB 240-124725/15	15:21	100		101		98					
MB 240-124420/1-A	15:25	99		99		124	*				
LCS 240-124420/2-A	15:29	99		100		102					
240-35500-1	15:33	90		92		81					
240-35500-1 SD	15:37	100		100		91					
240-35500-1 MS	15:40	93		94		80					
240-35500-1 MSD	15:44	91		92		76					
240-35500-1 PDS	15:48	92		92		76					
240-35500-2	15:55	95		95		85					
240-35500-3	15:59	96		97		84					
CCV 240-124725/26	16:03	107		108		95					
CCB 240-124725/27	16:07	104		107		99					
240-35500-4	16:11	94		95		90					
240-35500-5	16:15	95		96		81					
240-35500-6	16:19	94		95		81					
240-35500-7	16:23	94		92		80					
240-35500-8	16:27	90		90		78					
240-35500-9	16:31	94		95		81					
240-35500-10	16:35	97		97		85					
240-35500-11	16:39	96		96		83					
240-35500-12	16:42	91		92		79					
240-35500-13	16:46	92		91		80					
CCV 240-124725/38	16:50	103		103		91					
CCB 240-124725/39	16:54	107		109		102					
240-35500-14	16:58	97		96		93					
240-35500-15	17:02	94		93		81					
240-35500-16	17:06	97		98		84					
240-35500-17	17:10	97		97		84					
240-35500-18	17:14	99		98		86					
240-35500-19	17:18	92		93		81					
240-35500-20	17:21	94		94		81					
MB 240-124424/1-A	17:25	103		103		105					

FORM XV - IN

15-IN
ICP-MS INTERNAL STANDARDS RELATIVE INTENSITY SUMMARY
METALS

Lab Name: TestAmerica Canton Job No.: 240-35500-1

SDG No.:

ICP-MS Instrument ID: I10 Start Date: 03/31/2014 End Date: 03/31/2014

Lab Sample ID	Time	Internal Standards %RI For:									
		Element Tb	Q	Element Ho	Q	Element Bi	Q	Element	Q	Element	Q
LCS 240-124424/2-A	17:29	98		99		96					
240-35500-21	17:33	91		93		80					
CCV 240-124725/50	17:37	106		105		92					
CCB 240-124725/51	17:41	101		102		95					
240-35500-21 SD	17:45	100		102		108					
240-35500-21 MS	17:48	93		94		79					
240-35500-21 MSD	17:52	95		96		78					
240-35500-21 PDS	17:56	92		93		77					
240-35500-22	18:00	91		92		78					
240-35500-23	18:03	92		92		79					
240-35500-24	18:07	93		93		81					
240-35500-25	18:11	94		95		81					
240-35500-26	18:15	96		96		82					
240-35500-27	18:19	92		93		80					
CCV 240-124725/62	18:23	99		101		87					
CCB 240-124725/63	18:27	102		102		96					
240-35500-28	18:31	91		92		87					
240-35500-29	18:35	95		92		80					
240-35500-30	18:39	92		93		80					
240-35500-31	18:43	93		93		80					
240-35500-32	18:46	88		88		76					
240-35500-33	18:50	89		91		77					
240-35500-34	18:54	92		93		79					
240-35500-35	18:58	92		92		79					
240-35500-36	19:02	94		94		81					
CCV 240-124725/74	19:10	100		100		89					
CCB 240-124725/75	19:14	101		100		95					

12-IN
PREPARATION LOG
METALS

Lab Name: TestAmerica Canton Job No.: 240-35500-1

SDG No.:

Prep Method: 3005A

Lab Sample ID	Preparation Date	Prep Batch	Initial Weight	Initial Volume (mL)	Final Volume (mL)
MB 240-124420/1-A	03/28/2014 11:43	124420		50	50
LCS 240-124420/2-A	03/28/2014 11:43	124420		50	50
240-35500-1	03/28/2014 11:43	124420		50	50
240-35500-1 MS	03/28/2014 11:43	124420		50	50
240-35500-1 MSD	03/28/2014 11:43	124420		50	50
240-35500-2	03/28/2014 11:43	124420		50	50
240-35500-3	03/28/2014 11:43	124420		50	50
240-35500-4	03/28/2014 11:43	124420		50	50
240-35500-5	03/28/2014 11:43	124420		50	50
240-35500-6	03/28/2014 11:43	124420		50	50
240-35500-7	03/28/2014 11:43	124420		50	50
240-35500-8	03/28/2014 11:43	124420		50	50
240-35500-9	03/28/2014 11:43	124420		50	50
240-35500-10	03/28/2014 11:43	124420		50	50
240-35500-11	03/28/2014 11:43	124420		50	50
240-35500-12	03/28/2014 11:43	124420		50	50
240-35500-13	03/28/2014 11:43	124420		50	50
240-35500-14	03/28/2014 11:43	124420		50	50
240-35500-15	03/28/2014 11:43	124420		50	50
240-35500-16	03/28/2014 11:43	124420		50	50
240-35500-17	03/28/2014 11:43	124420		50	50
240-35500-18	03/28/2014 11:43	124420		50	50
240-35500-19	03/28/2014 11:43	124420		50	50
240-35500-20	03/28/2014 11:43	124420		50	50

3-IN
METHOD BLANK
METALS - TOTAL RECOVERABLE

Lab Name: TestAmerica Canton Job No.: 240-35500-1

SDG No.:

Concentration Units: ug/L Lab Sample ID: MB 240-124420/1-A

Instrument Code: I10 Batch No.: 124725

CAS No.	Analyte	Concentration	C	Q	Method
7440-36-0	Antimony	0.308	J		6020
7440-38-2	Arsenic	0.191	J		6020
7440-39-3	Barium	5.0	U		6020
7440-41-7	Beryllium	1.0	U		6020
7440-43-9	Cadmium	1.0	U		6020
7440-47-3	Chromium	0.182	J		6020
7440-48-4	Cobalt	1.0	U		6020
7440-50-8	Copper	2.0	U		6020
7439-92-1	Lead	1.0	U		6020
7439-98-7	Molybdenum	10	U		6020
7440-02-0	Nickel	0.161	J		6020
7782-49-2	Selenium	5.0	U		6020
7440-22-4	Silver	0.0140	J		6020
7440-28-0	Thallium	2.0	U		6020
7440-62-2	Vanadium	0.292	J		6020
7440-66-6	Zinc	4.65	J		6020
7440-70-2	Calcium	1000	U		6020
7439-95-4	Magnesium	1000	U		6020
7440-33-7	Tungsten	0.184	J		6020

7A-IN
LAB CONTROL SAMPLE
METALS - TOTAL RECOVERABLE

Lab ID: LCS 240-124420/2-A

Lab Name: TestAmerica Canton Job No.: 240-35500-1

Sample Matrix: Water LCS Source: MTICPMSB_00015

Analyte	Water(ug/L)							
	True	Found	C	%R	Limits		Q	Method
Antimony	100	101		101	80	120		6020
Arsenic	1000	981		98	80	120		6020
Barium	1000	1080		108	80	120		6020
Beryllium	1000	942		94	80	120		6020
Cadmium	1000	1070		107	80	120		6020
Chromium	1000	1030		103	80	120		6020
Cobalt	1000	1060		106	80	120		6020
Copper	1000	1070		107	80	120		6020
Lead	1000	1060		106	80	120		6020
Molybdenum	100	100		100	80	120		6020
Nickel	1000	1080		108	80	120		6020
Selenium	1000	987		99	80	120		6020
Silver	100	102		102	80	120		6020
Thallium	250	265		106	80	120		6020
Vanadium	1000	996		100	80	120		6020
Zinc	1000	1060		106	80	120		6020
Calcium	10000	9410		94	80	120		6020
Magnesium	10000	10200		102	80	120		6020
Tungsten	100	101		101	80	120		6020

Calculations are performed before rounding to avoid round-off errors in calculated results.

FORM VIIA - IN

8-IN
ICP-AES AND ICP-MS SERIAL DILUTIONS
METALS - DISSOLVED

Lab ID: 240-35500-1

SDG No:

Lab Name: TestAmerica Canton Job No: 240-35500-1

Matrix: Water Concentration Units: ug/L

Analyte	Initial Sample Result (I)	C	Serial Dilution Result (S)	C	% Difference	Q	Method
Antimony	0.89	J	1.10	J	NC		6020
Arsenic	1.5	J	1.99	J	NC		6020
Barium	42		41.7		NC		6020
Beryllium	0.072	J	5.0	U	NC		6020
Cadmium	0.60	J	0.580	J	NC		6020
Chromium	0.43	J	10	U	NC		6020
Cobalt	1.3		1.31	J	NC		6020
Copper	4.1		4.62	J	NC		6020
Lead	1.0	U	5.0	U	NC		6020
Molybdenum	1.8	J	50	U	NC		6020
Nickel	4.4		5.30	J	NC		6020
Selenium	1.2	J	2.20	J	NC		6020
Silver	0.018	J	5.0	U	NC		6020
Thallium	2.0	U	10	U	NC		6020
Vanadium	1.3	J	4.17	J	NC		6020
Zinc	16	J	17.3	J	NC		6020
Calcium	72000		73100		NC		6020
Magnesium	160000		164000		3.1		6020
Tungsten	1.1	J	0.710	J	NC		6020

Calculations are performed before rounding to avoid round-off errors in calculated results.

FORM VIII-IN

5A-IN
MATRIX SPIKE SAMPLE RECOVERY
METALS - DISSOLVED

Client ID: MSA-SW37A-032714 MS
Lab ID: 240-35500-1 MS
Lab Name: TestAmerica Canton
Job No.: 240-35500-1
SDG No.:
Matrix: Water
Concentration Units: ug/L
% Solids:

Analyte	SSR	C	Sample Result (SR)	C	Spike Added (SA)	%R	Control Limit %R	Q	Method
Antimony	97.8		0.89	J	100	97	44-153		6020
Arsenic	1010		1.5	J	1000	101	82-123		6020
Barium	1090		42		1000	105	45-144		6020
Beryllium	914		0.072	J	1000	91	77-124		6020
Cadmium	912		0.60	J	1000	91	78-117		6020
Chromium	929		0.43	J	1000	93	72-110		6020
Cobalt	912		1.3		1000	91	67-114		6020
Copper	898		4.1		1000	89	60-123		6020
Lead	905		1.0	U	1000	90	73-115		6020
Molybdenum	110		1.8	J	100	108	80-110		6020
Nickel	903		4.4		1000	90	72-111		6020
Selenium	917		1.2	J	1000	92	72-148		6020
Silver	94.3		0.018	J	100	94	10-139		6020
Thallium	226		2.0	U	250	90	69-117		6020
Vanadium	959		1.3	J	1000	96	70-112		6020
Zinc	839		16	J	1000	82	49-156		6020
Calcium	78000		72000		10000	65	70-130	4	6020
Magnesium	161000		160000		10000	20	70-130	4	6020
Tungsten	94.0		1.1	J	100	93	43-133		6020
Mercury	1.03		0.20	U	1.00	103	69-134		7470A

SSR = Spiked Sample Result

Calculations are performed before rounding to avoid round-off errors in calculated results.

FORM VA - IN

5A-IN
MATRIX SPIKE DUPLICATE SAMPLE RECOVERY
METALS - DISSOLVED

Client ID: MSA-SW37A-032714 MSD Lab ID: 240-35500-1 MSD

Lab Name: TestAmerica Canton Job No.: 240-35500-1

SDG No.:

Matrix: Water Concentration Units: ug/L

% Solids:

Analyte	(SDR)	C	Spike Added (SA)	%R	Control Limit %R	RPD	RPD Limit	Q	Method
Antimony	102		100	101	44-153	4	20		6020
Arsenic	1050		1000	104	82-123	3	20		6020
Barium	1140		1000	109	45-144	4	20		6020
Beryllium	924		1000	92	77-124	1	20		6020
Cadmium	943		1000	94	78-117	3	20		6020
Chromium	955		1000	95	72-110	3	20		6020
Cobalt	942		1000	94	67-114	3	20		6020
Copper	906		1000	90	60-123	1	20		6020
Lead	936		1000	94	73-115	3	20		6020
Molybdenum	112		100	110	80-110	2	20		6020
Nickel	928		1000	92	72-111	3	20		6020
Selenium	941		1000	94	72-148	3	20		6020
Silver	95.7		100	96	10-139	1	20		6020
Thallium	235		250	94	69-117	4	20		6020
Vanadium	985		1000	98	70-112	3	20		6020
Zinc	858		1000	84	49-156	2	20		6020
Calcium	81000		10000	94	70-130	4	20	4	6020
Magnesium	169000		10000	100	70-130	5	20	4	6020
Tungsten	99.3		100	98	43-133	5	20		6020
Mercury	1.02		1.00	102	69-134	1	20		7470A

SDR = Sample Duplicate Result

Calculations are performed before rounding to avoid round-off errors in calculated results.

FORM VD - IN

12-IN
PREPARATION LOG
METALS

Lab Name: TestAmerica Canton Job No.: 240-35500-1

SDG No.:

Prep Method: 3005A

Lab Sample ID	Preparation Date	Prep Batch	Initial Weight	Initial Volume (mL)	Final Volume (mL)
MB 240-124424/1-A	03/28/2014 12:00	124424		50	50
LCS 240-124424/2-A	03/28/2014 12:00	124424		50	50
240-35500-21	03/28/2014 12:00	124424		50	50
240-35500-21 MS	03/28/2014 12:00	124424		50	50
240-35500-21 MSD	03/28/2014 12:00	124424		50	50
240-35500-22	03/28/2014 12:00	124424		50	50
240-35500-23	03/28/2014 12:00	124424		50	50
240-35500-24	03/28/2014 12:00	124424		50	50
240-35500-25	03/28/2014 12:00	124424		50	50
240-35500-26	03/28/2014 12:00	124424		50	50
240-35500-27	03/28/2014 12:00	124424		50	50
240-35500-28	03/28/2014 12:00	124424		50	50
240-35500-29	03/28/2014 12:00	124424		50	50
240-35500-30	03/28/2014 12:00	124424		50	50
240-35500-31	03/28/2014 12:00	124424		50	50
240-35500-32	03/28/2014 12:00	124424		50	50
240-35500-33	03/28/2014 12:00	124424		50	50
240-35500-34	03/28/2014 12:00	124424		50	50
240-35500-35	03/28/2014 12:00	124424		50	50
240-35500-36	03/28/2014 12:00	124424		50	50

3-IN
METHOD BLANK
METALS - TOTAL RECOVERABLE

Lab Name: TestAmerica Canton Job No.: 240-35500-1

SDG No.:

Concentration Units: ug/L Lab Sample ID: MB 240-124424/1-A

Instrument Code: I10 Batch No.: 124725

CAS No.	Analyte	Concentration	C	Q	Method
7440-36-0	Antimony	2.0	U		6020
7440-38-2	Arsenic	0.679	J		6020
7440-39-3	Barium	5.0	U		6020
7440-41-7	Beryllium	1.0	U		6020
7440-43-9	Cadmium	1.0	U		6020
7440-47-3	Chromium	2.0	U		6020
7440-48-4	Cobalt	1.0	U		6020
7440-50-8	Copper	2.0	U		6020
7439-92-1	Lead	1.0	U		6020
7439-98-7	Molybdenum	10	U		6020
7440-02-0	Nickel	2.0	U		6020
7782-49-2	Selenium	0.384	J		6020
7440-22-4	Silver	1.0	U		6020
7440-28-0	Thallium	2.0	U		6020
7440-62-2	Vanadium	3.23	J		6020
7440-66-6	Zinc	20	U		6020
7440-70-2	Calcium	1000	U		6020
7439-95-4	Magnesium	1000	U		6020
7440-33-7	Tungsten	10	U		6020

7A-IN
LAB CONTROL SAMPLE
METALS - TOTAL RECOVERABLE

Lab ID: LCS 240-124424/2-A

Lab Name: TestAmerica Canton Job No.: 240-35500-1

Sample Matrix: Water LCS Source: MTICPMSB_00015

Analyte	Water(ug/L)							
	True	Found	C	%R	Limits		Q	Method
Antimony	100	102		102	80	120		6020
Arsenic	1000	1000		100	80	120		6020
Barium	1000	1090		109	80	120		6020
Beryllium	1000	937		94	80	120		6020
Cadmium	1000	1100		110	80	120		6020
Chromium	1000	1040		104	80	120		6020
Cobalt	1000	1090		109	80	120		6020
Copper	1000	1100		110	80	120		6020
Lead	1000	1070		107	80	120		6020
Molybdenum	100	99.7		100	80	120		6020
Nickel	1000	1100		110	80	120		6020
Selenium	1000	1010		101	80	120		6020
Silver	100	101		101	80	120		6020
Thallium	250	266		106	80	120		6020
Vanadium	1000	1030		103	80	120		6020
Zinc	1000	1070		107	80	120		6020
Calcium	10000	9480		95	80	120		6020
Magnesium	10000	10300		103	80	120		6020
Tungsten	100	99.8		100	80	120		6020

Calculations are performed before rounding to avoid round-off errors in calculated results.

FORM VIIA - IN

8-IN
ICP-AES AND ICP-MS SERIAL DILUTIONS
METALS - DISSOLVED

Lab ID: 240-35500-21

SDG No:

Lab Name: TestAmerica Canton Job No: 240-35500-1

Matrix: Water Concentration Units: ug/L

Analyte	Initial Sample Result (I)	C	Serial Dilution Result (S)	C	% Difference	Q	Method
Antimony	0.81	J	1.07	J	NC		6020
Arsenic	1.6	J	1.62	J	NC		6020
Barium	41		41.6		NC		6020
Beryllium	0.065	J	5.0	U	NC		6020
Cadmium	0.60	J	0.625	J	NC		6020
Chromium	0.33	J	10	U	NC		6020
Cobalt	1.4		1.50	J	NC		6020
Copper	4.2		4.60	J	NC		6020
Lead	1.0	U	5.0	U	NC		6020
Molybdenum	1.8	J	50	U	NC		6020
Nickel	4.8		5.08	J	NC		6020
Selenium	1.3	J	2.28	J	NC		6020
Silver	1.0	U	5.0	U	NC		6020
Thallium	2.0	U	10	U	NC		6020
Vanadium	1.9	J	2.08	J	NC		6020
Zinc	14	J	15.9	J	NC		6020
Calcium	71000		70100		NC		6020
Magnesium	160000		154000		2.0		6020
Tungsten	0.98	J	0.680	J	NC		6020

Calculations are performed before rounding to avoid round-off errors in calculated results.

FORM VIII-IN

5A-IN
MATRIX SPIKE SAMPLE RECOVERY
METALS - DISSOLVED

Client ID: MSA-SW42A-032714 MS
Lab ID: 240-35500-21 MS
Lab Name: TestAmerica Canton
Job No.: 240-35500-1
SDG No.:
Matrix: Water
Concentration Units: ug/L
% Solids:

Analyte	SSR	C	Sample Result (SR)	C	Spike Added (SA)	%R	Control Limit %R	Q	Method
Antimony	99.7		0.81	J	100	99	44-153		6020
Arsenic	1030		1.6	J	1000	103	82-123		6020
Barium	1110		41		1000	107	45-144		6020
Beryllium	930		0.065	J	1000	93	77-124		6020
Cadmium	923		0.60	J	1000	92	78-117		6020
Chromium	935		0.33	J	1000	94	72-110		6020
Cobalt	935		1.4		1000	93	67-114		6020
Copper	894		4.2		1000	89	60-123		6020
Lead	929		1.0	U	1000	93	73-115		6020
Molybdenum	112		1.8	J	100	110	80-110		6020
Nickel	920		4.8		1000	92	72-111		6020
Selenium	937		1.3	J	1000	94	72-148		6020
Silver	95.2		1.0	U	100	95	10-139		6020
Thallium	233		2.0	U	250	93	69-117		6020
Vanadium	970		1.9	J	1000	97	70-112		6020
Zinc	850		14	J	1000	84	49-156		6020
Calcium	80500		71000		10000	96	70-130	4	6020
Magnesium	166000		160000		10000	86	70-130	4	6020
Tungsten	95.9		0.98	J	100	95	43-133		6020
Mercury	1.03		0.20	U	1.00	103	69-134		7470A

SSR = Spiked Sample Result

Calculations are performed before rounding to avoid round-off errors in calculated results.

FORM VA - IN

5A-IN
MATRIX SPIKE DUPLICATE SAMPLE RECOVERY
METALS - DISSOLVED

Client ID: MSA-SW42A-032714 MSD
Lab ID: 240-35500-21 MSD
Lab Name: TestAmerica Canton
Job No.: 240-35500-1
SDG No.:
Matrix: Water
Concentration Units: ug/L
% Solids:

Analyte	(SDR)	C	Spike Added (SA)	%R	Control Limit %R	RPD	RPD Limit	Q	Method
Antimony	95.4		100	95	44-153	4	20		6020
Arsenic	988		1000	99	82-123	4	20		6020
Barium	1070		1000	103	45-144	4	20		6020
Beryllium	883		1000	88	77-124	5	20		6020
Cadmium	882		1000	88	78-117	5	20		6020
Chromium	910		1000	91	72-110	3	20		6020
Cobalt	908		1000	91	67-114	3	20		6020
Copper	867		1000	86	60-123	3	20		6020
Lead	885		1000	89	73-115	5	20		6020
Molybdenum	106		100	104	80-110	5	20		6020
Nickel	890		1000	88	72-111	3	20		6020
Selenium	901		1000	90	72-148	4	20		6020
Silver	91.5		100	91	10-139	4	20		6020
Thallium	219		250	88	69-117	6	20		6020
Vanadium	938		1000	94	70-112	3	20		6020
Zinc	819		1000	80	49-156	4	20		6020
Calcium	77700		10000	68	70-130	4	20	4	6020
Magnesium	159000		10000	18	70-130	4	20	4	6020
Tungsten	91.6		100	91	43-133	5	20		6020
Mercury	1.06		1.00	106	69-134	3	20		7470A

SDR = Sample Duplicate Result

Calculations are performed before rounding to avoid round-off errors in calculated results.

FORM VD - IN

13-IN
ANALYSIS RUN LOG
METALS

Lab Name: TestAmerica Canton Job No.: 240-35500-1

SDG No.:

Instrument ID: I10 Method: 6020

Start Date: 03/31/2014 14:24 End Date: 03/31/2014 20:53

Lab Sample ID	D/F	Type	Time	Analytes																		
				Ag	As	Ba	Be	Ca	Cd	Co	Cr	Cu	Mg	Mo	Ni	Pb	Sb	Se	Tl	V	W	Zn
ZZZZZZ			14:24																			
ICIS 240-124725/2			14:28	X	X	X	X	X	X	X	X	X	X	X	X	X	X	X	X	X	X	X
STD1 240-124725/3 IC	1		14:32	X	X	X	X	X	X	X	X	X	X	X	X	X	X	X	X	X	X	X
STD2 240-124725/4 IC	1		14:36	X	X	X	X	X	X	X	X	X	X	X	X	X	X	X	X	X	X	X
STD3 240-124725/5 IC	1		14:40	X	X	X	X	X	X	X	X	X	X	X	X	X	X	X	X	X	X	X
STD4 240-124725/6 IC	1		14:43	X	X	X	X	X	X	X	X	X	X	X	X	X	X	X	X	X	X	X
ICV 240-124725/7	1		14:47	X	X	X	X	X	X	X	X	X	X	X	X	X	X	X	X	X	X	X
ICB 240-124725/8	1		14:51	X	X	X	X		X	X	X	X		X	X	X	X	X	X	X	X	X
CRI 240-124725/9	1		14:55	X	X	X	X	X	X	X	X	X	X	X	X	X	X	X	X	X	X	X
ICSA 240-124725/10	1		14:59	X	X	X	X	X	X	X	X	X	X	X	X	X	X	X	X	X	X	X
ICSAB 240-124725/11	1		15:03	X	X	X	X	X	X	X	X	X	X	X	X	X	X	X	X	X	X	X
CCV 240-124725/12			15:07																			
CCB 240-124725/13			15:10																			
CCV 240-124725/14	1		15:17	X	X	X	X	X	X	X	X	X	X	X	X	X	X	X	X	X	X	X
CCB 240-124725/15	1		15:21	X	X	X	X		X	X	X	X		X	X	X	X	X	X	X	X	X
MB 240-124420/1-A	1	R	15:25	X	X	X	X		X	X	X	X		X	X	X	X	X	X	X	X	X
LCS 240-124420/2-A	1	R	15:29	X	X	X	X	X	X	X	X	X	X	X	X	X	X	X	X	X	X	X
240-35500-1	1	D	15:33	X	X	X	X		X	X	X	X		X	X	X	X	X	X	X	X	X
240-35500-1 SD	5	D	15:37	X	X	X	X		X	X	X	X		X	X	X	X	X	X	X	X	X
240-35500-1 MS	1	D	15:40	X	X	X	X	X	X	X	X	X	X	X	X	X	X	X	X	X	X	X
240-35500-1 MSD	1	D	15:44	X	X	X	X	X	X	X	X	X	X	X	X	X	X	X	X	X	X	X
ZZZZZZ			15:48																			
ZZZZZZ			15:52																			
240-35500-2	1	D	15:55	X	X	X	X		X	X	X	X		X	X	X	X	X	X	X	X	X
240-35500-3	1	D	15:59	X	X	X	X		X	X	X	X		X	X	X	X	X	X	X	X	X
CCV 240-124725/26	1		16:03	X	X	X	X	X	X	X	X	X	X	X	X	X	X	X	X	X	X	X
CCB 240-124725/27	1		16:07	X	X	X	X		X	X	X	X		X	X	X	X	X	X	X	X	X
240-35500-4	1	D	16:11	X	X	X	X		X	X	X	X		X	X	X	X	X	X	X	X	X
240-35500-5	1	D	16:15	X	X	X	X		X	X	X	X		X	X	X	X	X	X	X	X	X
240-35500-6	1	D	16:19	X	X	X	X		X	X	X	X		X	X	X	X	X	X	X	X	X
240-35500-7	1	D	16:23	X	X	X	X		X	X	X	X		X	X	X	X	X	X	X	X	X
240-35500-8	1	D	16:27	X	X	X	X		X	X	X	X		X	X	X	X	X	X	X	X	X
240-35500-9	1	D	16:31	X	X	X	X		X	X	X	X		X	X	X	X	X	X	X	X	X
240-35500-10	1	D	16:35	X	X	X	X		X	X	X	X		X	X	X	X	X	X	X	X	X
240-35500-11	1	D	16:39	X	X	X	X		X	X	X	X		X	X	X	X	X	X	X	X	X
240-35500-12	1	D	16:42	X	X	X	X		X	X	X	X		X	X	X	X	X	X	X	X	X
240-35500-13	1	D	16:46	X	X	X	X		X	X	X	X		X	X	X	X	X	X	X	X	X
CCV 240-124725/38	1		16:50	X	X	X	X	X	X	X	X	X	X	X	X	X	X	X	X	X	X	X
CCB 240-124725/39	1		16:54	X	X	X	X		X	X	X	X		X	X	X	X	X	X	X	X	X
240-35500-14	1	D	16:58	X	X	X	X		X	X	X	X		X	X	X	X	X	X	X	X	X
240-35500-15	1	D	17:02	X	X	X	X		X	X	X	X		X	X	X	X	X	X	X	X	X
240-35500-16	1	D	17:06	X	X	X	X		X	X	X	X		X	X	X	X	X	X	X	X	X

13-IN
ANALYSIS RUN LOG
METALS

Lab Name: TestAmerica Canton Job No.: 240-35500-1

SDG No.:

Instrument ID: I10 Method: 6020

Start Date: 03/31/2014 14:24 End Date: 03/31/2014 20:53

Lab Sample ID	D/F	Type	Time	Analytes																		
				Ag	As	Ba	Be	Ca	Cd	Co	Cr	Cu	Mg	Mo	Ni	Pb	Sb	Se	Tl	V	W	Zn
240-35500-17	1	D	17:10	X	X	X	X		X	X	X	X		X	X	X	X	X	X	X	X	X
240-35500-18	1	D	17:14	X	X	X	X		X	X	X	X		X	X	X	X	X	X	X	X	X
240-35500-19	1	D	17:18	X	X	X	X		X	X	X	X		X	X	X	X	X	X	X	X	X
240-35500-20	1	D	17:21	X	X	X	X		X	X	X	X		X	X	X	X	X	X	X	X	X
MB 240-124424/1-A	1	R	17:25	X	X	X	X		X	X	X	X		X	X	X	X	X	X	X	X	X
LCS 240-124424/2-A	1	R	17:29	X	X	X	X	X	X	X	X	X	X	X	X	X	X	X	X	X	X	X
240-35500-21	1	D	17:33	X	X	X	X		X	X	X	X		X	X	X	X	X	X	X	X	X
CCV 240-124725/50	1		17:37	X	X	X	X	X	X	X	X	X	X	X	X	X	X	X	X	X	X	X
CCB 240-124725/51	1		17:41	X	X	X	X		X	X	X	X		X	X	X	X	X	X	X	X	X
240-35500-21 SD	5	D	17:45	X	X	X	X		X	X	X	X		X	X	X	X	X	X	X	X	X
240-35500-21 MS	1	D	17:48	X	X	X	X	X	X	X	X	X	X	X	X	X	X	X	X	X	X	X
240-35500-21 MSD	1	D	17:52	X	X	X	X	X	X	X	X	X	X	X	X	X	X	X	X	X	X	X
ZZZZZZ			17:56																			
240-35500-22	1	D	18:00	X	X	X	X		X	X	X	X		X	X	X	X	X	X	X	X	X
240-35500-23	1	D	18:03	X	X	X	X		X	X	X	X		X	X	X	X	X	X	X	X	X
240-35500-24	1	D	18:07	X	X	X	X		X	X	X	X		X	X	X	X	X	X	X	X	X
240-35500-25	1	D	18:11	X	X	X	X		X	X	X	X		X	X	X	X	X	X	X	X	X
240-35500-26	1	D	18:15	X	X	X	X		X	X	X	X		X	X	X	X	X	X	X	X	X
240-35500-27	1	D	18:19	X	X	X	X		X	X	X	X		X	X	X	X	X	X	X	X	X
CCV 240-124725/62	1		18:23	X	X	X	X	X	X	X	X	X	X	X	X	X	X	X	X	X	X	X
CCB 240-124725/63	1		18:27	X	X	X	X		X	X	X	X		X	X	X	X	X	X	X	X	X
240-35500-28	1	D	18:31	X	X	X	X		X	X	X	X		X	X	X	X	X	X	X	X	X
240-35500-29	1	D	18:35	X	X	X	X		X	X	X	X		X	X	X	X	X	X	X	X	X
240-35500-30	1	D	18:39	X	X	X	X		X	X	X	X		X	X	X	X	X	X	X	X	X
240-35500-31	1	D	18:43	X	X	X	X		X	X	X	X		X	X	X	X	X	X	X	X	X
240-35500-32	1	D	18:46	X	X	X	X		X	X	X	X		X	X	X	X	X	X	X	X	X
240-35500-33	1	D	18:50	X	X	X	X		X	X	X	X		X	X	X	X	X	X	X	X	X
240-35500-34	1	D	18:54	X	X	X	X		X	X	X	X		X	X	X	X	X	X	X	X	X
240-35500-35	1	D	18:58	X	X	X	X		X	X	X	X		X	X	X	X	X	X	X	X	X
240-35500-36	1	D	19:02	X	X	X	X		X	X	X	X		X	X	X	X	X	X	X	X	X
ZZZZZZ			19:06																			
CCV 240-124725/74	1		19:10	X	X	X	X	X	X	X	X	X	X	X	X	X	X	X	X	X	X	X
CCB 240-124725/75	1		19:14	X	X	X	X		X	X	X	X		X	X	X	X	X	X	X	X	X
ZZZZZZ			19:18																			
ZZZZZZ			19:22																			
ZZZZZZ			19:25																			
ZZZZZZ			19:29																			
ZZZZZZ			19:32																			
ZZZZZZ			19:36																			
ZZZZZZ			19:40																			
ZZZZZZ			19:44																			
ZZZZZZ			19:48																			

13-IN
ANALYSIS RUN LOG
METALS

Lab Name: TestAmerica Canton Job No.: 240-35500-1

SDG No.:

Instrument ID: I10 Method: 6020

Start Date: 03/31/2014 14:24 End Date: 03/31/2014 20:53

Lab Sample ID	D / F	Type	Time	Analytes																				
				Ag	As	Ba	Be	Ca	Cd	Co	Cr	Cu	Mg	Mo	Ni	Pb	Sb	Se	Tl	V	W	Zn		
ZZZZZZ			19:52																					
CCV 240-124725/86			19:56																					
CCB 240-124725/87			19:59																					
ZZZZZZ			20:03																					
ZZZZZZ			20:07																					
ZZZZZZ			20:11																					
ZZZZZZ			20:15																					
ZZZZZZ			20:19																					
ZZZZZZ			20:23																					
ZZZZZZ			20:26																					
CCV 240-124725/95			20:30																					
CCB 240-124725/96			20:34																					
ZZZZZZ			20:38																					
ZZZZZZ			20:42																					
ZZZZZZ			20:46																					
CCV 240-124725/100			20:50																					
CCB 240-124725/101			20:53																					

Prep Types

D = Dissolved

R = Total Recoverable

2A-IN
CALIBRATION VERIFICATIONS
METALS

Lab Name: TestAmerica Canton Job No.: 240-35500-1

SDG No.:

ICV Source: MTMSICVW_00032 Concentration Units: ug/L

CCV Source: MTMSCAL2CCVW_00086

Analyte	ICV 240-124725/7 03/31/2014 14:47				CCV 240-124725/14 03/31/2014 15:17				CCV 240-124725/26 03/31/2014 16:03			
	Found	C	True	%R	Found	C	True	%R	Found	C	True	%R
Antimony	40.7		40.0	102	49.2		50.0	98	49.9		50.0	100
Arsenic	40.9		40.0	102	49.8		50.0	100	51.1		50.0	102
Barium	40.4		40.0	101	50.7		50.0	101	50.2		50.0	100
Beryllium	40.6		40.0	102	49.9		50.0	100	50.7		50.0	101
Cadmium	40.9		40.0	102	51.0		50.0	102	51.3		50.0	103
Calcium	18600		20000	93	24600		25000	98	24600		25000	98
Chromium	38.9		40.0	97	51.1		50.0	102	51.3		50.0	103
Cobalt	38.6		40.0	96	51.7		50.0	103	51.7		50.0	103
Copper	39.6		40.0	99	51.9		50.0	104	52.2		50.0	104
Lead	40.8		40.0	102	50.8		50.0	102	50.6		50.0	101
Magnesium	19100		20000	96	25100		25000	100	25300		25000	101
Molybdenum	41.2		40.0	103	51.0		50.0	102	51.3		50.0	103
Nickel	39.0		40.0	97	51.5		50.0	103	51.8		50.0	104
Selenium	41.7		40.0	104	50.2		50.0	100	51.8		50.0	104
Silver	40.1		40.0	100	50.7		50.0	101	50.9		50.0	102
Thallium	40.1		40.0	100	49.3		50.0	99	49.3		50.0	99
Tungsten	39.8		40.0	100	50.0		50.0	100	49.7		50.0	99
Vanadium	38.8		40.0	97	50.5		50.0	101	50.7		50.0	101
Zinc	40.3		40.0	101	51.5		50.0	103	52.3		50.0	105

Note! Calculations are performed before rounding to avoid round-off errors in calculated results.
Italicized analytes were not requested for this sequence.

2A-IN
CALIBRATION VERIFICATIONS
METALS

Lab Name: TestAmerica Canton Job No.: 240-35500-1

SDG No.:

ICV Source: MTMSICVW_00032 Concentration Units: ug/L

CCV Source: MTMSCAL2CCVW_00086

Analyte	CCV 240-124725/38 03/31/2014 16:50				CCV 240-124725/50 03/31/2014 17:37				CCV 240-124725/62 03/31/2014 18:23			
	Found	C	True	%R	Found	C	True	%R	Found	C	True	%R
Antimony	50.5		50.0	101	50.4		50.0	101	50.8		50.0	102
Arsenic	52.0		50.0	104	51.5		50.0	103	51.8		50.0	104
Barium	51.3		50.0	103	50.7		50.0	101	51.0		50.0	102
Beryllium	49.4		50.0	99	50.2		50.0	100	50.1		50.0	100
Cadmium	52.0		50.0	104	51.5		50.0	103	52.1		50.0	104
Calcium	24700		25000	99	24500		25000	98	24900		25000	99
Chromium	51.2		50.0	102	50.9		50.0	102	51.6		50.0	103
Cobalt	52.1		50.0	104	51.3		50.0	103	52.1		50.0	104
Copper	51.6		50.0	103	51.6		50.0	103	52.2		50.0	104
Lead	51.2		50.0	102	51.4		50.0	103	50.7		50.0	101
Magnesium	25200		25000	101	25300		25000	101	25400		25000	101
Molybdenum	51.4		50.0	103	50.7		50.0	101	52.0		50.0	104
Nickel	52.0		50.0	104	51.4		50.0	103	51.7		50.0	103
Selenium	52.0		50.0	104	52.8		50.0	106	52.3		50.0	105
Silver	50.9		50.0	102	50.2		50.0	100	51.2		50.0	102
Thallium	49.9		50.0	100	49.8		50.0	100	49.5		50.0	99
Tungsten	49.4		50.0	99	49.7		50.0	99	50.4		50.0	101
Vanadium	51.0		50.0	102	50.8		50.0	102	51.7		50.0	103
Zinc	51.0		50.0	102	51.3		50.0	103	52.7		50.0	105

Note! Calculations are performed before rounding to avoid round-off errors in calculated results.
Italicized analytes were not requested for this sequence.

2A-IN
CALIBRATION VERIFICATIONS
METALS

Lab Name: TestAmerica Canton Job No.: 240-35500-1

SDG No.:

ICV Source: MTMSICVW_00032 Concentration Units: ug/L

CCV Source: MTMSCAL2CCVW_00086

Analyte	CCV 240-124725/74 03/31/2014 19:10											
	Found	C	True	%R	Found	C	True	%R	Found	C	True	%R
Antimony	50.9		50.0	102								
Arsenic	52.0		50.0	104								
Barium	51.6		50.0	103								
Beryllium	50.4		50.0	101								
Cadmium	52.1		50.0	104								
Calcium	25000		25000	100								
Chromium	51.7		50.0	103								
Cobalt	52.2		50.0	104								
Copper	52.2		50.0	104								
Lead	50.8		50.0	102								
Magnesium	25400		25000	101								
Molybdenum	51.7		50.0	103								
Nickel	51.7		50.0	103								
Selenium	51.8		50.0	104								
Silver	51.0		50.0	102								
Thallium	49.7		50.0	99								
Tungsten	49.6		50.0	99								
Vanadium	51.8		50.0	104								
Zinc	52.6		50.0	105								

Note! Calculations are performed before rounding to avoid round-off errors in calculated results.
Italicized analytes were not requested for this sequence.

2B-IN
CRQL CHECK STANDARD
METALS

Lab Name: TestAmerica Canton Job No.: 240-35500-1

SDG No.:

Method: 6020 Instrument ID: I10

Lab Sample ID: CRI 240-124725/9 Concentration Units: ug/L

CRQL Check Standard Source: MTMSCRI6020AW_00010

Analyte	CRQL Check Standard				
	True	Found	Qualifiers	%R(1)	Limits
Antimony	2.00	2.07		104	50-150
Arsenic	5.00	4.97	J	99	50-150
Barium	5.00	4.82	J	96	50-150
Beryllium	1.00	1.10		110	50-150
Cadmium	1.00	1.00		100	50-150
Chromium	2.00	2.24		112	50-150
Cobalt	1.00	1.04		104	50-150
Copper	2.00	2.20		110	50-150
Lead	1.00	1.08		108	50-150
Molybdenum	10.0	9.78	J	98	50-150
Nickel	2.00	2.25		113	50-150
Selenium	5.00	5.27		105	50-150
Silver	1.00	1.04		104	50-150
Thallium	2.00	1.97	J	99	50-150
Vanadium	5.00	4.99	J	100	50-150
Zinc	20.0	21.1		105	50-150
Calcium	1000	987	J	99	50-150
Magnesium	1000	1040		104	50-150
Tungsten	10.0	9.86	J	99	50-150

Note! Calculations are performed before rounding to avoid round-off errors in calculated results.

FORM IIB-IN

3-IN
INSTRUMENT BLANKS
METALS

Lab Name: TestAmerica Canton Job No.: 240-35500-1

SDG No.:

Concentration Units: ug/L

Analyte	RL	ICB 240-124725/8 03/31/2014 14:51		CCB 240-124725/15 03/31/2014 15:21		CCB 240-124725/27 03/31/2014 16:07		CCB 240-124725/39 03/31/2014 16:54	
		Found	C	Found	C	Found	C	Found	C
Antimony	2.0	0.481	J	0.398	J	0.464	J	0.411	J
Arsenic	5.0	5.0	U	5.0	U	5.0	U	5.0	U
Barium	5.0	5.0	U	5.0	U	5.0	U	5.0	U
Beryllium	1.0	1.0	U	1.0	U	0.0320	J	1.0	U
Cadmium	1.0	1.0	U	1.0	U	1.0	U	1.0	U
Calcium	1000	1000	U	1000	U	1000	U	1000	U
Chromium	2.0	2.0	U	2.0	U	2.0	U	2.0	U
Cobalt	1.0	1.0	U	1.0	U	1.0	U	1.0	U
Copper	2.0	2.0	U	2.0	U	2.0	U	2.0	U
Lead	1.0	1.0	U	1.0	U	1.0	U	1.0	U
Magnesium	1000	1000	U	1000	U	1000	U	1000	U
Molybdenum	10	10	U	10	U	10	U	10	U
Nickel	2.0	2.0	U	2.0	U	2.0	U	2.0	U
Selenium	5.0	5.0	U	5.0	U	5.0	U	5.0	U
Silver	1.0	1.0	U	1.0	U	1.0	U	1.0	U
Thallium	2.0	2.0	U	2.0	U	2.0	U	2.0	U
Tungsten	10	0.716	J	0.614	J	0.640	J	0.597	J
Vanadium	5.0	5.0	U	5.0	U	5.0	U	5.0	U
Zinc	20	20	U	20	U	20	U	20	U

* max

Italicized analytes were not requested for this sequence.

3-IN
INSTRUMENT BLANKS
METALS

Lab Name: TestAmerica Canton Job No.: 240-35500-1

SDG No.:

Concentration Units: ug/L

Analyte	RL	CCB 240-124725/51 03/31/2014 17:41		CCB 240-124725/63 03/31/2014 18:27		CCB 240-124725/75 03/31/2014 19:14			
		Found	C	Found	C	Found	C	Found	C
Antimony	2.0	0.460	J	0.392	J	0.354	J		
Arsenic	5.0	5.0	U	5.0	U	5.0	U		
Barium	5.0	5.0	U	5.0	U	5.0	U		
Beryllium	1.0	1.0	U	1.0	U	1.0	U		
Cadmium	1.0	1.0	U	1.0	U	1.0	U		
Calcium	1000	1000	U	1000	U	1000	U		
Chromium	2.0	2.0	U	2.0	U	2.0	U		
Cobalt	1.0	1.0	U	1.0	U	1.0	U		
Copper	2.0	2.0	U	2.0	U	2.0	U		
Lead	1.0	1.0	U	1.0	U	1.0	U		
Magnesium	1000	1000	U	1000	U	1000	U		
Molybdenum	10	10	U	10	U	10	U		
Nickel	2.0	2.0	U	2.0	U	2.0	U		
Selenium	5.0	5.0	U	5.0	U	5.0	U		
Silver	1.0	1.0	U	1.0	U	1.0	U		
Thallium	2.0	2.0	U	2.0	U	2.0	U		
Tungsten	10	0.633	J	0.577	J	0.590	J		
Vanadium	5.0	5.0	U	5.0	U	5.0	U		
Zinc	20	20	U	20	U	20	U		

Italicized analytes were not requested for this sequence.

4A-IN
INTERFERENCE CHECK STANDARD
METALS

Lab Name: TestAmerica Canton Job No.: 240-35500-1

SDG No.:

Lab Sample ID: ICSA 240-124725/10 Instrument ID: I10

Lab File ID: 010ICSA.d ICS Source: MTMSICSAW_00033

Concentration Units: ug/L

Analyte	True Solution A	Found Solution A	Percent Recovery
Antimony		**0.254**	
Arsenic		**0.0840**	
Barium		**0.0670**	
Beryllium		**0.0030**	
Cadmium		**0.0570**	
Calcium	**50000**	**48837**	**98**
Chromium		**0.550**	
Cobalt		**0.0130**	
Copper		**0.184**	
Lead		**0.0770**	
Magnesium	**50000**	**48391**	**97**
Molybdenum	**1000**	**1068**	**107**
Nickel		**0.674**	
Selenium		**-0.0310**	
Silver		**0.0190**	
Thallium		**0.0070**	
Tungsten		**0.350**	
Vanadium		**0.0080**	
Zinc		**0.805**	
Aluminum	*50000*	*48261*	*97*
Boron		*-2.74*	
Iron	*50000*	*49018*	*98*
Manganese		*0.707*	
Potassium	*50000*	*48146*	*96*
Sodium	*50000*	*48774*	*98*
Strontium		*2.23*	
Tin		*0.233*	
Titanium	*1000*	*976*	*98*

Calculations are performed before rounding to avoid round-off errors in calculated results.

FORM IVA-IN

4A-IN
INTERFERENCE CHECK STANDARD
METALS

Lab Name: TestAmerica Canton Job No.: 240-35500-1

SDG No.:

Lab Sample ID: ICSAB 240-124725/11 Instrument ID: I10

Lab File ID: 011ICAB.d ICS Source: MTMSICSABW_00034

Concentration Units: ug/L

Analyte	True Solution AB	Found Solution AB	Found Percent Recovery
Antimony	**100**	**101**	**101**
Arsenic	**100**	**97.7**	**98**
Barium	**100**	**100.0**	**100**
Beryllium	**100**	**95.1**	**95**
Cadmium	**100**	**99.9**	**100**
Calcium	**50000**	**49635**	**99**
Chromium	**100**	**101**	**101**
Cobalt	**100**	**101**	**101**
Copper	**100**	**102**	**102**
Lead	**100**	**101**	**101**
Magnesium	**50000**	**49219**	**98**
Molybdenum	**1100**	**1200**	**109**
Nickel	**100**	**101**	**101**
Selenium	**100**	**96.5**	**97**
Silver	**100**	**101**	**101**
Thallium	**100**	**96.9**	**97**
Tungsten	**100**	**103**	**103**
Vanadium	**100**	**99.7**	**100**
Zinc	**100**	**102**	**102**
Aluminum	*50000*	*48526*	*97*
Boron	*100*	*99.8*	*100*
Iron	*50000*	*50223*	*100*
Manganese	*100*	*98.4*	*98*
Potassium	*50000*	*49121*	*98*
Sodium	*50000*	*49840*	*100*
Strontium	*100*	*103*	*103*
Tin	*100*	*93.9*	*94*
Titanium	*1100*	*1081*	*98*

Calculations are performed before rounding to avoid round-off errors in calculated results.

FORM IVA-IN

12-IN
PREPARATION LOG
METALS

Lab Name: TestAmerica Canton Job No.: 240-35500-1

SDG No.:

Prep Method: 7470A

Lab Sample ID	Preparation Date	Prep Batch	Initial Weight	Initial Volume (mL)	Final Volume (mL)
MB 240-124422/1-A	03/28/2014 14:45	124422		50	50
LCS 240-124422/2-A	03/28/2014 14:45	124422		50	50
240-35500-1	03/28/2014 14:45	124422		50	50
240-35500-1 MS	03/28/2014 14:45	124422		50	50
240-35500-1 MSD	03/28/2014 14:45	124422		50	50
240-35500-2	03/28/2014 14:45	124422		50	50
240-35500-3	03/28/2014 14:45	124422		50	50
240-35500-4	03/28/2014 14:45	124422		50	50
240-35500-5	03/28/2014 14:45	124422		50	50
240-35500-6	03/28/2014 14:45	124422		50	50
240-35500-7	03/28/2014 14:45	124422		50	50
240-35500-8	03/28/2014 14:45	124422		50	50
240-35500-9	03/28/2014 14:45	124422		50	50
240-35500-10	03/28/2014 14:45	124422		50	50
240-35500-11	03/28/2014 14:45	124422		50	50
240-35500-12	03/28/2014 14:45	124422		50	50
240-35500-13	03/28/2014 14:45	124422		50	50
240-35500-14	03/28/2014 14:45	124422		50	50
240-35500-15	03/28/2014 14:45	124422		50	50
240-35500-16	03/28/2014 14:45	124422		50	50
240-35500-17	03/28/2014 14:45	124422		50	50
240-35500-18	03/28/2014 14:45	124422		50	50
240-35500-19	03/28/2014 14:45	124422		50	50
240-35500-20	03/28/2014 14:45	124422		50	50

3-IN
METHOD BLANK
METALS

Lab Name: TestAmerica Canton Job No.: 240-35500-1

SDG No.:

Concentration Units: ug/L Lab Sample ID: MB 240-124422/1-A

Instrument Code: H1 Batch No.: 124825

CAS No.	Analyte	Concentration	C	Q	Method
7439-97-6	Mercury	0.233			7470A

FORM III-IN

7A-IN
LAB CONTROL SAMPLE
METALS

Lab ID: LCS 240-124422/2-A

Lab Name: TestAmerica Canton Job No.: 240-35500-1

Sample Matrix: Water LCS Source: MTHGCALW_00601

Analyte	Water(ug/L)							
	True	Found	C	%R	Limits		Q	Method
Mercury	5.00	4.92		98	81	123		7470A

Calculations are performed before rounding to avoid round-off errors in calculated results.

FORM VIIA - IN

12-IN
PREPARATION LOG
METALS

Lab Name: TestAmerica Canton Job No.: 240-35500-1

SDG No.:

Prep Method: 7470A

Lab Sample ID	Preparation Date	Prep Batch	Initial Weight	Initial Volume (mL)	Final Volume (mL)
MB 240-124425/1-A	03/28/2014 14:45	124425		50	50
LCS 240-124425/2-A	03/28/2014 14:45	124425		50	50
240-35500-21	03/28/2014 14:45	124425		50	50
240-35500-21 MS	03/28/2014 14:45	124425		50	50
240-35500-21 MSD	03/28/2014 14:45	124425		50	50
240-35500-22	03/28/2014 14:45	124425		50	50
240-35500-23	03/28/2014 14:45	124425		50	50
240-35500-24	03/28/2014 14:45	124425		50	50
240-35500-25	03/28/2014 14:45	124425		50	50
240-35500-26	03/28/2014 14:45	124425		50	50
240-35500-27	03/28/2014 14:45	124425		50	50
240-35500-28	03/28/2014 14:45	124425		50	50
240-35500-29	03/28/2014 14:45	124425		50	50
240-35500-30	03/28/2014 14:45	124425		50	50
240-35500-31	03/28/2014 14:45	124425		50	50
240-35500-32	03/28/2014 14:45	124425		50	50
240-35500-33	03/28/2014 14:45	124425		50	50
240-35500-34	03/28/2014 14:45	124425		50	50
240-35500-35	03/28/2014 14:45	124425		50	50
240-35500-36	03/28/2014 14:45	124425		50	50

3-IN
METHOD BLANK
METALS

Lab Name: TestAmerica Canton Job No.: 240-35500-1

SDG No.:

Concentration Units: ug/L Lab Sample ID: MB 240-124425/1-A

Instrument Code: H1 Batch No.: 124825

CAS No.	Analyte	Concentration	C	Q	Method
7439-97-6	Mercury	0.20	U		7470A

FORM III-IN

7A-IN
LAB CONTROL SAMPLE
METALS

Lab ID: LCS 240-124425/2-A

Lab Name: TestAmerica Canton Job No.: 240-35500-1

Sample Matrix: Water LCS Source: MTHGCALW_00601

Analyte	Water(ug/L)							
	True	Found	C	%R	Limits		Q	Method
Mercury	5.00	4.78		96	81	123		7470A

Calculations are performed before rounding to avoid round-off errors in calculated results.

FORM VIIA - IN

13-IN
ANALYSIS RUN LOG
METALS

Lab Name: TestAmerica Canton Job No.: 240-35500-1

SDG No.:

Instrument ID: H1 Method: 7470A

Start Date: 03/31/2014 15:14 End Date: 03/31/2014 19:33

Lab Sample ID	D / F	Type	Time	Analytes
				Hg
IC 240-124653/1-A			15:14	X
IC 240-124653/2-A			15:16	X
IC 240-124653/3-A			15:17	X
IC 240-124653/4-A			15:18	X
IC 240-124653/5-A			15:20	X
IC 240-124653/6-A			15:22	X
ICV 240-124653/7-A	1		15:26	X
ICB 240-124653/8-A	1		15:28	X
CRA 240-124653/9-A	1		15:29	X
CCVL 240-124653/10-A	1		15:30	X
CCB 240-124653/12-A			15:32	
ZZZZZZ			15:34	
ZZZZZZ			15:35	
ZZZZZZ			15:37	
ZZZZZZ			15:38	
ZZZZZZ			15:40	
ZZZZZZ			15:41	
ZZZZZZ			15:43	
ZZZZZZ			15:44	
ZZZZZZ			15:46	
ZZZZZZ			15:47	
CCV 240-124653/11-A			15:48	
CCB 240-124653/12-A			15:50	
ZZZZZZ			15:51	
ZZZZZZ			15:53	
ZZZZZZ			15:54	
ZZZZZZ			15:56	
ZZZZZZ			15:58	
ZZZZZZ			15:59	
ZZZZZZ			16:01	
ZZZZZZ			16:02	
ZZZZZZ			16:03	
ZZZZZZ			16:06	
CCV 240-124653/11-A			16:07	
CCB 240-124653/12-A			16:09	
ZZZZZZ			16:10	
ZZZZZZ			16:12	
ZZZZZZ			16:13	
ZZZZZZ			16:15	
ZZZZZZ			16:16	
ZZZZZZ			16:18	
ZZZZZZ			16:19	

13-IN
ANALYSIS RUN LOG
METALS

Lab Name: TestAmerica Canton Job No.: 240-35500-1

SDG No.:

Instrument ID: H1 Method: 7470A

Start Date: 03/31/2014 15:14 End Date: 03/31/2014 19:33

Lab Sample ID	D / F	Type	Time	Analytes																				
				Hg																				
ZZZZZZ			16:21																					
ZZZZZZ			16:22																					
ZZZZZZ			16:24																					
CCV 240-124653/11-A			16:25																					
CCB 240-124653/12-A			16:27																					
ZZZZZZ			16:28																					
ZZZZZZ			16:30																					
ZZZZZZ			16:32																					
ZZZZZZ			16:33																					
ZZZZZZ			16:35																					
ZZZZZZ			16:36																					
ZZZZZZ			16:38																					
ZZZZZZ			16:39																					
ZZZZZZ			16:42																					
ZZZZZZ			16:43																					
CCV 240-124653/11-A			16:45																					
CCB 240-124653/12-A			16:46																					
ZZZZZZ			16:47																					
CCV 240-124653/11-A			16:49																					
CCB 240-124653/12-A			16:50																					
CCV 240-124653/11-A			16:53																					
CCB 240-124653/12-A			16:54																					
ZZZZZZ			16:56																					
ZZZZZZ			16:57																					
ZZZZZZ			16:59																					
ZZZZZZ			17:01																					
ZZZZZZ			17:02																					
ZZZZZZ			17:04																					
ZZZZZZ			17:05																					
ZZZZZZ			17:07																					
ZZZZZZ			17:08																					
ZZZZZZ			17:10																					
CCV 240-124653/11-A	1		17:12	X																				
CCB 240-124653/12-A	1		17:13	X																				
ZZZZZZ			17:14																					
ZZZZZZ			17:16																					
MB 240-124422/1-A	1	T	17:17	X																				
LCS 240-124422/2-A	1	T	17:18	X																				
240-35500-1	1	D	17:20	X																				
240-35500-1 MS	1	D	17:21	X																				
240-35500-1 MSD	1	D	17:22	X																				
240-35500-2	1	D	17:24	X																				

13-IN
ANALYSIS RUN LOG
METALS

Lab Name: TestAmerica Canton Job No.: 240-35500-1

SDG No.:

Instrument ID: H1 Method: 7470A

Start Date: 03/31/2014 15:14 End Date: 03/31/2014 19:33

Lab Sample ID	D / F	Type	Time	Analytes																				
				Hg																				
240-35500-3	1	D	17:25	X																				
240-35500-4	1	D	17:27	X																				
CCV 240-124653/11-A	1		17:28	X																				
CCB 240-124653/12-A	1		17:29	X																				
240-35500-5	1	D	17:31	X																				
240-35500-6	1	D	17:32	X																				
240-35500-7	1	D	17:35	X																				
240-35500-8	1	D	17:37	X																				
240-35500-9	1	D	17:39	X																				
240-35500-10	1	D	17:41	X																				
240-35500-11	1	D	17:42	X																				
240-35500-12	1	D	17:44	X																				
240-35500-13	1	D	17:45	X																				
240-35500-14	1	D	17:47	X																				
CCV 240-124653/11-A	1		17:49	X																				
CCB 240-124653/12-A	1		17:50	X																				
240-35500-15	1	D	17:51	X																				
240-35500-16	1	D	17:53	X																				
240-35500-17	1	D	17:54	X																				
240-35500-18	1	D	17:55	X																				
240-35500-19	1	D	17:57	X																				
240-35500-20	1	D	17:58	X																				
MB 240-124425/1-A	1	T	18:01	X																				
LCS 240-124425/2-A	1	T	18:02	X																				
240-35500-21	1	D	18:04	X																				
240-35500-21 MS	1	D	18:06	X																				
CCV 240-124653/11-A	1		18:07	X																				
CCB 240-124653/12-A	1		18:09	X																				
240-35500-21 MSD	1	D	18:10	X																				
240-35500-22	1	D	18:11	X																				
240-35500-23	1	D	18:13	X																				
240-35500-24	1	D	18:15	X																				
240-35500-25	1	D	18:16	X																				
240-35500-26	1	D	18:18	X																				
240-35500-27	1	D	18:19	X																				
240-35500-28	1	D	18:21	X																				
240-35500-29	1	D	18:22	X																				
240-35500-30	1	D	18:24	X																				
CCV 240-124653/11-A	1		18:25	X																				
CCB 240-124653/12-A	1		18:26	X																				
240-35500-31	1	D	18:28	X																				
240-35500-32	1	D	18:30	X																				

13-IN
ANALYSIS RUN LOG
METALS

Lab Name: TestAmerica Canton Job No.: 240-35500-1

SDG No.:

Instrument ID: H1 Method: 7470A

Start Date: 03/31/2014 15:14 End Date: 03/31/2014 19:33

Lab Sample ID	D / F	Type	Time	Analytes																				
				Hg																				
240-35500-33	1	D	18:31	X																				
240-35500-34	1	D	18:33	X																				
240-35500-35	1	D	18:34	X																				
240-35500-36	1	D	18:37	X																				
ZZZZZZ			18:38																					
ZZZZZZ			18:40																					
ZZZZZZ			18:42																					
ZZZZZZ			18:43																					
CCV 240-124653/11-A	1		18:44	X																				
CCB 240-124653/12-A	1		18:46	X																				
ZZZZZZ			18:48																					
ZZZZZZ			18:49																					
ZZZZZZ			18:52																					
ZZZZZZ			18:54																					
ZZZZZZ			18:55																					
ZZZZZZ			18:57																					
ZZZZZZ			18:58																					
ZZZZZZ			19:00																					
ZZZZZZ			19:02																					
ZZZZZZ			19:03																					
CCV 240-124653/11-A			19:04																					
CCB 240-124653/12-A			19:06																					
ZZZZZZ			19:07																					
ZZZZZZ			19:09																					
ZZZZZZ			19:11																					
ZZZZZZ			19:12																					
ZZZZZZ			19:14																					
ZZZZZZ			19:15																					
ZZZZZZ			19:17																					
ZZZZZZ			19:18																					
ZZZZZZ			19:19																					
ZZZZZZ			19:21																					
CCV 240-124653/11-A			19:23																					
CCB 240-124653/12-A			19:24																					
ZZZZZZ			19:26																					
ZZZZZZ			19:27																					
ZZZZZZ			19:29																					
CCV 240-124653/11-A			19:31																					
CCB 240-124653/12-A			19:33																					

13-IN
ANALYSIS RUN LOG
METALS

Lab Name: TestAmerica Canton Job No.: 240-35500-1

SDG No.:

Instrument ID: H1 Method: 7470A

Start Date: 03/31/2014 15:14 End Date: 03/31/2014 19:33

Prep Types
D = Dissolved
T = Total/NA

2A-IN
CALIBRATION VERIFICATIONS
METALS

Lab Name: TestAmerica Canton Job No.: 240-35500-1

SDG No.:

ICV Source: MTHgStd_00010 Concentration Units: ug/L

CCV Source: MTHGCALW_00602

Analyte	ICV 240-124653/7-A 03/31/2014 15:26				CCVL 240-124653/10-A 03/31/2014 15:30				CCV 240-124653/11-A 03/31/2014 17:12			
	Found	C	True	%R	Found	C	True	%R	Found	C	True	%R
Mercury	2.44		2.50	97	5.01		5.00	100	5.18		5.00	104

Note! Calculations are performed before rounding to avoid round-off errors in calculated results.
Italicized analytes were not requested for this sequence.

2A-IN
CALIBRATION VERIFICATIONS
METALS

Lab Name: TestAmerica Canton Job No.: 240-35500-1

SDG No.:

ICV Source: MTHgStd_00010 Concentration Units: ug/L

CCV Source: MTHGCALW_00602

Analyte	CCV 240-124653/11-A 03/31/2014 17:28				CCV 240-124653/11-A 03/31/2014 17:49				CCV 240-124653/11-A 03/31/2014 18:07			
	Found	C	True	%R	Found	C	True	%R	Found	C	True	%R
Mercury	5.13		5.00	103	5.12		5.00	102	5.06		5.00	101

Note! Calculations are performed before rounding to avoid round-off errors in calculated results.
Italicized analytes were not requested for this sequence.

2A-IN
CALIBRATION VERIFICATIONS
METALS

Lab Name: TestAmerica Canton Job No.: 240-35500-1

SDG No.:

ICV Source: MTHgStd_00010 Concentration Units: ug/L

CCV Source: MTHGCALW_00602

Analyte	CCV 240-124653/11-A 03/31/2014 18:25				CCV 240-124653/11-A 03/31/2014 18:44							
	Found	C	True	%R	Found	C	True	%R	Found	C	True	%R
Mercury	5.08		5.00	102	5.06		5.00	101				

Note! Calculations are performed before rounding to avoid round-off errors in calculated results.
Italicized analytes were not requested for this sequence.

2B-IN
CRQL CHECK STANDARD
METALS

Lab Name: TestAmerica Canton Job No.: 240-35500-1

SDG No.:

Method: 7470A Instrument ID: H1

Lab Sample ID: CRA 240-124653/9-A Concentration Units: ug/L

CRQL Check Standard Source: MTHGCALW_00602

Analyte	CRQL Check Standard				
	True	Found	Qualifiers	%R(1)	Limits
Mercury	0.200	0.203		102	50-150

Note! Calculations are performed before rounding to avoid round-off errors in calculated results.

FORM IIB-IN

3-IN
INSTRUMENT BLANKS
METALS

Lab Name: TestAmerica Canton Job No.: 240-35500-1

SDG No.:

Concentration Units: ug/L

Analyte	RL	ICB 240-124653/8-A 03/31/2014 15:28		CCB 240-124653/12-A 03/31/2014 17:13		CCB 240-124653/12-A 03/31/2014 17:29		CCB 240-124653/12-A 03/31/2014 17:50	
		Found	C	Found	C	Found	C	Found	C
Mercury	0.20	0.20	U	0.20	U	0.20	U	0.20	U

Italicized analytes were not requested for this sequence.

3-IN
INSTRUMENT BLANKS
METALS

Lab Name: TestAmerica Canton Job No.: 240-35500-1

SDG No.:

Concentration Units: ug/L

Analyte	RL	CCB 240-124653/12-A 03/31/2014 18:09		CCB 240-124653/12-A 03/31/2014 18:26		CCB 240-124653/12-A 03/31/2014 18:46			
		Found	C	Found	C	Found	C	Found	C
Mercury	0.20	0.20	U	0.20	U	0.20	U		

Italicized analytes were not requested for this sequence.

13-IN
ANALYSIS RUN LOG
METALS

Lab Name: TestAmerica Canton Job No.: 240-35500-1

SDG No.:

Instrument ID: NOEQUIP Method: SM 2340B

Start Date: 04/01/2014 06:31 End Date: 04/01/2014 06:31

Lab Sample ID	D/F	Type	Time	Analytes																						
				CaCO3	HardCC	MgHARD																				
240-35500-1	1	D	06:31	X	X	X																				
240-35500-2	1	D	06:31	X	X	X																				
240-35500-3	1	D	06:31	X	X	X																				
240-35500-4	1	D	06:31	X	X	X																				
240-35500-5	1	D	06:31	X	X	X																				
240-35500-6	1	D	06:31	X	X	X																				
240-35500-7	1	D	06:31	X	X	X																				
240-35500-8	1	D	06:31	X	X	X																				
240-35500-9	1	D	06:31	X	X	X																				
240-35500-10	1	D	06:31	X	X	X																				
240-35500-11	1	D	06:31	X	X	X																				
240-35500-12	1	D	06:31	X	X	X																				
240-35500-13	1	D	06:31	X	X	X																				
240-35500-14	1	D	06:31	X	X	X																				
240-35500-15	1	D	06:31	X	X	X																				
240-35500-16	1	D	06:31	X	X	X																				
240-35500-17	1	D	06:31	X	X	X																				
240-35500-18	1	D	06:31	X	X	X																				
240-35500-19	1	D	06:31	X	X	X																				
240-35500-20	1	D	06:31	X	X	X																				
240-35500-21	1	D	06:31	X	X	X																				
240-35500-22	1	D	06:31	X	X	X																				
240-35500-23	1	D	06:31	X	X	X																				
240-35500-24	1	D	06:31	X	X	X																				
240-35500-25	1	D	06:31	X	X	X																				
240-35500-26	1	D	06:31	X	X	X																				
240-35500-27	1	D	06:31	X	X	X																				
240-35500-28	1	D	06:31	X	X	X																				
240-35500-29	1	D	06:31	X	X	X																				
240-35500-30	1	D	06:31	X	X	X																				
240-35500-31	1	D	06:31	X	X	X																				
240-35500-32	1	D	06:31	X	X	X																				
240-35500-33	1	D	06:31	X	X	X																				
240-35500-34	1	D	06:31	X	X	X																				
240-35500-35	1	D	06:31	X	X	X																				
240-35500-36	1	D	06:31	X	X	X																				
ZZZZZZ			06:31																							
ZZZZZZ			06:31																							

Prep Types
D = Dissolved

Tetra Tech, Inc. **INTERNAL CORRESPONDENCE**

TO: **T. APANAVAGE** **DATE:** **APRIL 24, 2014**

FROM: **MICHELLE L. ALLEN** **COPIES:** **DV FILE**

SUBJECT: **INORGANIC DATA VALIDATION – HEXAVALENT CHROMIUM**
LOCKHEED MARTIN CORPORATION (LMC) – MARTIN STATE AIRPORT (MSA)
SDG R1402173

SAMPLES: 36/Aqueous/Hexavalent Chromium

MSA-SW37A-032714	MSA-SW37B-032714	MSA-SW37C-032714
MSA-SW37D-032714	MSA-SW38A-032714	MSA-SW38B-032714
MSA-SW38C-032714	MSA-SW38D-032714	MSA-SW39A-032714
MSA-SW39B-032714	MSA-SW39C-032714	MSA-SW39D-032714
MSA-SW40A-032714	MSA-SW40B-032714	MSA-SW40C-032714
MSA-SW40D-032714	MSA-SW41A-032714	MSA-SW41B-032714
MSA-SW41C-032714	MSA-SW41D-032714	MSA-SW42A-032714
MSA-SW42B-032714	MSA-SW42C-032714	MSA-SW42D-032714
MSA-SW43A-032714	MSA-SW43B-032714	MSA-SW43C-032714
MSA-SW43D-032714	MSA-SW44A-032714	MSA-SW44B-032714
MSA-SW44C-032714	MSA-SW44D-032714	MSA-SW45A-032714
MSA-SW45B-032714	MSA-SW45C-032714	MSA-SW45D-032714

Overview

The sample set for LMC – MSA, SDG R1402173 consisted of thirty-six (36) aqueous environmental samples. All thirty-six (36) aqueous samples were analyzed for hexavalent chromium. No field duplicate pair was included in the sample delivery group (SDG).

The samples were collected by Tetra Tech, Inc. on March 27, 2014 and analyzed by ALS Environmental. All analyses were conducted in accordance with EPA Method 218.6 analytical and reporting protocols.

The data contained in these SDGs were validated with regard to the following parameters: data completeness, holding times, initial/continuing calibrations, laboratory method blank results, laboratory control sample results, chromatographic resolution, analyte quantitation, and detection limits. Areas of concern are listed below.

Major

No major issues were noted.

Minor

- The following samples were analyzed outside the 24 hour holding time but analyzed the samples within 24 hours of sample receipt: MSA-SW37A-032714, MSA-SW37B-032714, MSA-SW37C-032714, MSA-SW37D-032714, MSA-SW40A-032714, MSA-SW40B032714, MSA-SW40C-032714, MSA-SW40D-032714, MSA-SW41A-032714, MSA-SW41B-032714, MSA-SW41C-032714, MSA-SW41D-032714, MSA-SW42A-032714, MSA-SW42B-032714, MSA-SW42C-032714, MSA-SW42D-032714, MSA-SW44B-032714, MSA-SW44C-032714, and MSA-SW44D-032714. Detected results reported for hexavalent chromium were qualified as biased low, (J-), or

estimated, (J), due to conflicting directional bias

- The Continuing Calibration Verification (CCV) performed on 03/28/14 @ 17:54 had a Percent Recovery (%R) greater than the 110% quality control limit. Samples MSA-SW37A-032714, MSA-SW37B-032714, MSA-SW37C-032714, MSA-SW37D-032714, MSA-SW42A-032714, MSA-SW42B-032714, MSA-SW42C-032714, and MSA-SW42D-032714 were affected. The samples were reanalyzed outside the 24 hour holding time to confirm the results. The results from the initial analysis were used in the data validation. The detected results reported for hexavalent chromium in the affected samples were qualified as estimated, (J).

Notes

All samples were preserved to a pH of 9.0-9.7 within 24 hours.

Executive Summary

Laboratory Performance: The 24 hour holding time specified in EPA Method 218.6 was exceeded for several samples. One CCV had a %R above 110%.

Other Factors Affecting Data Quality: None.

The data for these analyses were reviewed with reference to the "National Functional Guidelines for Inorganic Review" (January 2010) and EPA Method 218.6. The text of this report has been formulated to address only those problem areas affecting data quality.

Tetra Tech, Inc.
Michelle L. Allen
Chemist/Data Validator

Tetra Tech, Inc.
Joseph A. Samchuck
Data Validation Manager

Attachments:
Appendix A – Qualified Analytical Results
Appendix B – Results as Reported by the Laboratory
Appendix C – Support Documentation

Appendix A

Qualified Analytical Results

Qualifier Codes:

A = Lab Blank Contamination
B = Field Blank Contamination
C = Calibration Noncompliance (i.e., % RSDs, %Ds, ICVs, CCVs, RRFs, etc.)
C01 = GC/MS Tuning Noncompliance
D = MS/MSD Recovery Noncompliance
E = LCS/LCSD Recovery Noncompliance
F = Lab Duplicate Imprecision
G = Field Duplicate Imprecision
H = Holding Time Exceedance
I = ICP Serial Dilution Noncompliance
J = ICP PDS Recovery Noncompliance; MSA's $r < 0.995$
K = ICP Interference - includes ICS % R Noncompliance
L = Instrument Calibration Range Exceedance
M = Sample Preservation Noncompliance
N = Internal Standard Noncompliance
N01 = Internal Standard Recovery Noncompliance Dioxins
N02 = Recovery Standard Noncompliance Dioxins
N03 = Clean-up Standard Noncompliance Dioxins
O = Poor Instrument Performance (i.e., base-time drifting)
P = Uncertainty near detection limit (< 2 x IDL for inorganics and <CRQL for organics)
Q = Other problems (can encompass a number of issues; i.e.chromatography,interferences, etc.)
R = Surrogates Recovery Noncompliance
S = Pesticide/PCB Resolution
T = % Breakdown Noncompliance for DDT and Endrin
U = RPD between columns/detectors >40% for positive results determined via GC/HPLC
V = Non-linear calibrations; correlation coefficient $r < 0.995$
W = EMPC result
X = Signal to noise response drop
Y = Percent solids <30%
Z = Uncertainty at 2 standard deviations is greater than sample activity
Z1 = Tentatively Identified Compound considered presumptively present
Z2 = Tentatively Identified Compound column bleed
Z3 = Tentatively Identified Compound aldol condensate

PROJ_NO: 06183	NSAMPLE	MSA-SW37A-032714			MSA-SW37B-032714			MSA-SW37C-032714			MSA-SW37D-032714		
SDG: R1402173	LAB_ID	R1402173-001			R1402173-002			R1402173-003			R1402173-004		
FRACTION: MISC	SAMP_DATE	3/27/2014			3/27/2014			3/27/2014			3/27/2014		
MEDIA: WATER	QC_TYPE	NM			NM			NM			NM		
	UNITS	UG/L			UG/L			UG/L			UG/L		
	PCT_SOLIDS	0.0			0.0			0.0			0.0		
	DUP_OF												
PARAMETER		RESULT	VQL	QLCD	RESULT	VQL	QLCD	RESULT	VQL	QLCD	RESULT	VQL	QLCD
HEXAVALENT CHROMIUM		0.058	J	CH	0.079	J	CH	0.076	J	CH	0.085	J	CH

PROJ_NO: 06183	NSAMPLE	MSA-SW38A-032714			MSA-SW38B-032714			MSA-SW38C-032714			MSA-SW38D-032714		
SDG: R1402173	LAB_ID	R1402173-005			R1402173-006			R1402173-007			R1402173-008		
FRACTION: MISC	SAMP_DATE	3/27/2014			3/27/2014			3/27/2014			3/27/2014		
MEDIA: WATER	QC_TYPE	NM			NM			NM			NM		
	UNITS	UG/L			UG/L			UG/L			UG/L		
	PCT_SOLIDS	0.0			0.0			0.0			0.0		
	DUP_OF												
PARAMETER		RESULT	VQL	QLCD	RESULT	VQL	QLCD	RESULT	VQL	QLCD	RESULT	VQL	QLCD
HEXAVALENT CHROMIUM		0.055			0.069			0.08			0.063		

PROJ_NO: 06183	NSAMPLE	MSA-SW39A-032714			MSA-SW39B-032714			MSA-SW39C-032714			MSA-SW39D-032714		
SDG: R1402173	LAB_ID	R1402173-009			R1402173-010			R1402173-011			R1402173-012		
FRACTION: MISC	SAMP_DATE	3/27/2014			3/27/2014			3/27/2014			3/27/2014		
MEDIA: WATER	QC_TYPE	NM			NM			NM			NM		
	UNITS	UG/L			UG/L			UG/L			UG/L		
	PCT_SOLIDS	0.0			0.0			0.0			0.0		
	DUP_OF												
PARAMETER		RESULT	VQL	QLCD	RESULT	VQL	QLCD	RESULT	VQL	QLCD	RESULT	VQL	QLCD
HEXAVALENT CHROMIUM		0.092			0.074			0.078			0.082		

PROJ_NO: 06183	NSAMPLE	MSA-SW40A-032714			MSA-SW40B-032714			MSA-SW40C-032714			MSA-SW40D-032714		
SDG: R1402173	LAB_ID	R1402173-013			R1402173-014			R1402173-015			R1402173-016		
FRACTION: MISC	SAMP_DATE	3/27/2014			3/27/2014			3/27/2014			3/27/2014		
MEDIA: WATER	QC_TYPE	NM			NM			NM			NM		
	UNITS	UG/L			UG/L			UG/L			UG/L		
	PCT_SOLIDS	0.0			0.0			0.0			0.0		
	DUP_OF												
PARAMETER		RESULT	VQL	QLCD	RESULT	VQL	QLCD	RESULT	VQL	QLCD	RESULT	VQL	QLCD
HEXAVALENT CHROMIUM		0.053	J-	H	0.078	J-	H	0.065	J-	H	0.076	J-	H

PROJ_NO: 06183	NSAMPLE	MSA-SW41A-032714			MSA-SW41B-032714			MSA-SW41C-032714			MSA-SW41D-032714		
SDG: R1402173	LAB_ID	R1402173-017			R1402173-018			R1402173-019			R1402173-020		
FRACTION: MISC	SAMP_DATE	3/27/2014			3/27/2014			3/27/2014			3/27/2014		
MEDIA: WATER	QC_TYPE	NM			NM			NM			NM		
	UNITS	UG/L			UG/L			UG/L			UG/L		
	PCT_SOLIDS	0.0			0.0			0.0			0.0		
	DUP_OF												
PARAMETER		RESULT	VQL	QLCD	RESULT	VQL	QLCD	RESULT	VQL	QLCD	RESULT	VQL	QLCD
HEXAVALENT CHROMIUM		0.064	J-	H	0.062	J-	H	0.079	J-	H	0.068	J-	H

PROJ_NO: 06183	NSAMPLE	MSA-SW42A-032714			MSA-SW42B-032714			MSA-SW42C-032714			MSA-SW42D-032714		
SDG: R1402173	LAB_ID	R1402173-021			R1402173-022			R1402173-023			R1402173-024		
FRACTION: MISC	SAMP_DATE	3/27/2014			3/27/2014			3/27/2014			3/27/2014		
MEDIA: WATER	QC_TYPE	NM			NM			NM			NM		
	UNITS	UG/L			UG/L			UG/L			UG/L		
	PCT_SOLIDS	0.0			0.0			0.0			0.0		
	DUP_OF												
PARAMETER		RESULT	VQL	QLCD	RESULT	VQL	QLCD	RESULT	VQL	QLCD	RESULT	VQL	QLCD
HEXAVALENT CHROMIUM		0.061	J	CH	0.077	J	CH	0.067	J	CH	0.066	J	CH

PROJ_NO: 06183	NSAMPLE	MSA-SW43A-032714			MSA-SW43B-032714			MSA-SW43C-032714			MSA-SW43D-032714		
SDG: R1402173	LAB_ID	R1402173-025			R1402173-026			R1402173-027			R1402173-028		
FRACTION: MISC	SAMP_DATE	3/27/2014			3/27/2014			3/27/2014			3/27/2014		
MEDIA: WATER	QC_TYPE	NM			NM			NM			NM		
	UNITS	UG/L			UG/L			UG/L			UG/L		
	PCT_SOLIDS	0.0			0.0			0.0			0.0		
	DUP_OF												
PARAMETER		RESULT	VQL	QLCD	RESULT	VQL	QLCD	RESULT	VQL	QLCD	RESULT	VQL	QLCD
HEXAVALENT CHROMIUM		0.049			0.078			0.082			0.064		

PROJ_NO: 06183	NSAMPLE	MSA-SW44A-032714			MSA-SW44B-032714			MSA-SW44C-032714			MSA-SW44D-032714		
SDG: R1402173	LAB_ID	R1402173-029			R1402173-030			R1402173-031			R1402173-032		
FRACTION: MISC	SAMP_DATE	3/27/2014			3/27/2014			3/27/2014			3/27/2014		
MEDIA: WATER	QC_TYPE	NM			NM			NM			NM		
	UNITS	UG/L			UG/L			UG/L			UG/L		
	PCT_SOLIDS	0.0			0.0			0.0			0.0		
	DUP_OF												
PARAMETER		RESULT	VQL	QLCD	RESULT	VQL	QLCD	RESULT	VQL	QLCD	RESULT	VQL	QLCD
HEXAVALENT CHROMIUM		0.058			0.066	J-	H	0.071	J-	H	0.08	J-	H

PROJ_NO: 06183	NSAMPLE	MSA-SW45A-032714			MSA-SW45B-032714			MSA-SW45C-032714			MSA-SW45D-032714		
SDG: R1402173	LAB_ID	R1402173-033			R1402173-034			R1402173-035			R1402173-036		
FRACTION: MISC	SAMP_DATE	3/27/2014			3/27/2014			3/27/2014			3/27/2014		
MEDIA: WATER	QC_TYPE	NM			NM			NM			NM		
	UNITS	UG/L			UG/L			UG/L			UG/L		
	PCT_SOLIDS	0.0			0.0			0.0			0.0		
	DUP_OF												
PARAMETER		RESULT	VQL	QLCD	RESULT	VQL	QLCD	RESULT	VQL	QLCD	RESULT	VQL	QLCD
HEXAVALENT CHROMIUM		0.061			0.069			0.087			0.059		

Appendix B

Results as Reported by the Laboratory

Client: Tetra Tech NUS, Inc.
Project: MSA Surface Water/112IC06183
Sample Matrix: Water

Service Request: R1402173
Date Collected: 3/27/14 1455
Date Received: 3/28/14

Sample Name: MSA-SW37A-032714
Lab Code: R1402173-001

Basis: NA

General Chemistry Parameters

Analyte Name	Method	Result	Q	Units	MRL	MDL	Dilution Factor	Date Extracted	Date Analyzed	Note
Chromium, Hexavalent, Dissolved	218.6 LL	**0.058**		µg/L	0.040	0.020	2	NA	3/28/14 17:03	

ALS Group USA, Corp. dba ALS Environmental

Analytical Report

Client:	Tetra Tech NUS, Inc.	**Service Request:**	R1402173
Project:	MSA Surface Water/112IC06183	**Date Collected:**	3/27/14 1455
Sample Matrix:	Water	**Date Received:**	3/28/14
Sample Name:	MSA-SW37A-032714		
Lab Code:	R1402173-001	**Basis:**	NA
Run Type:	Reanalysis		

General Chemistry Parameters

Analyte Name	Method	Result	Q	Units	MRL	MDL	Dilution Factor	Date Extracted	Date Analyzed	Note
Chromium, Hexavalent, Dissolved	218.6 LL	**0.062**		µg/L	0.040	0.020	2	NA	3/31/14 10:37	

Client:	Tetra Tech NUS, Inc.	**Service Request:**	R1402173
Project:	MSA Surface Water/112IC06183	**Date Collected:**	3/27/14 1500
Sample Matrix:	Water	**Date Received:**	3/28/14
Sample Name:	MSA-SW37B-032714		
Lab Code:	R1402173-002	**Basis:**	NA

General Chemistry Parameters

Analyte Name	Method	Result	Q	Units	MRL	MDL	Dilution Factor	Date Extracted	Date Analyzed	Note
Chromium, Hexavalent, Dissolved	218.6 LL	**0.079**		µg/L	0.040	0.020	2	NA	3/28/14 17:12	

Client:	Tetra Tech NUS, Inc.	**Service Request:**	R1402173
Project:	MSA Surface Water/112IC06183	**Date Collected:**	3/27/14 1500
Sample Matrix:	Water	**Date Received:**	3/28/14
Sample Name:	MSA-SW37B-032714		
Lab Code:	R1402173-002	**Basis:**	NA
Run Type:	Reanalysis		

General Chemistry Parameters

Analyte Name	Method	Result	Q	Units	MRL	MDL	Dilution Factor	Date Extracted	Date Analyzed	Note
Chromium, Hexavalent, Dissolved	218.6 LL	**0.075**		µg/L	0.040	0.020	2	NA	3/31/14 10:46	

Client:	Tetra Tech NUS, Inc.	**Service Request:**	R1402173
Project:	MSA Surface Water/112IC06183	**Date Collected:**	3/27/14 1505
Sample Matrix:	Water	**Date Received:**	3/28/14
Sample Name:	MSA-SW37C-032714		
Lab Code:	R1402173-003	**Basis:**	NA

General Chemistry Parameters

Analyte Name	Method	Result	Q	Units	MRL	MDL	Dilution Factor	Date Extracted	Date Analyzed	Note
Chromium, Hexavalent, Dissolved	218.6 LL	**0.076**		µg/L	0.040	0.020	2	NA	3/28/14 17:21	

Client:	Tetra Tech NUS, Inc.	**Service Request:**	R1402173
Project:	MSA Surface Water/112IC06183	**Date Collected:**	3/27/14 1505
Sample Matrix:	Water	**Date Received:**	3/28/14
Sample Name:	MSA-SW37C-032714		
Lab Code:	R1402173-003	**Basis:**	NA
Run Type:	Reanalysis		

General Chemistry Parameters

Analyte Name	Method	Result	Q	Units	MRL	MDL	Dilution Factor	Date Extracted	Date Analyzed	Note
Chromium, Hexavalent, Dissolved	218.6 LL	**0.059**		µg/L	0.040	0.020	2	NA	3/31/14 10:55	

Client:	Tetra Tech NUS, Inc.	**Service Request:**	R1402173
Project:	MSA Surface Water/112IC06183	**Date Collected:**	3/27/14 1509
Sample Matrix:	Water	**Date Received:**	3/28/14
Sample Name:	MSA-SW37D-032714		
Lab Code:	R1402173-004	**Basis:**	NA

General Chemistry Parameters

Analyte Name	Method	Result	Q	Units	MRL	MDL	Dilution Factor	Date Extracted	Date Analyzed	Note
Chromium, Hexavalent, Dissolved	218.6 LL	**0.085**		µg/L	0.040	0.020	2	NA	3/28/14 17:29	

Client:	Tetra Tech NUS, Inc.	**Service Request:**	R1402173
Project:	MSA Surface Water/112IC06183	**Date Collected:**	3/27/14 1509
Sample Matrix:	Water	**Date Received:**	3/28/14
Sample Name:	MSA-SW37D-032714		
Lab Code:	R1402173-004	**Basis:**	NA
Run Type:	Reanalysis		

General Chemistry Parameters

Analyte Name	Method	Result	Q	Units	MRL	MDL	Dilution Factor	Date Extracted	Date Analyzed	Note
Chromium, Hexavalent, Dissolved	218.6 LL	**0.067**		µg/L	0.040	0.020	2	NA	3/31/14 12:23	

ALS Group USA, Corp. dba ALS Environmental

Analytical Report

Client:	Tetra Tech NUS, Inc.	**Service Request:**	R1402173
Project:	MSA Surface Water/112IC06183	**Date Collected:**	3/27/14 1358
Sample Matrix:	Water	**Date Received:**	3/28/14
Sample Name:	MSA-SW38A-032714		
Lab Code:	R1402173-005	**Basis:**	NA

General Chemistry Parameters

Analyte Name	Method	Result	Q	Units	MRL	MDL	Dilution Factor	Date Extracted	Date Analyzed	Note
Chromium, Hexavalent, Dissolved	218.6 LL	**0.055**		µg/L	0.040	0.020	2	NA	3/28/14 14:02	

Client:	Tetra Tech NUS, Inc.	**Service Request:**	R1402173
Project:	MSA Surface Water/112IC06183	**Date Collected:**	3/27/14 1405
Sample Matrix:	Water	**Date Received:**	3/28/14
Sample Name:	MSA-SW38B-032714		
Lab Code:	R1402173-006	**Basis:**	NA

General Chemistry Parameters

Analyte Name	Method	Result	Q	Units	MRL	MDL	Dilution Factor	Date Extracted	Date Analyzed	Note
Chromium, Hexavalent, Dissolved	218.6 LL	**0.069**		µg/L	0.040	0.020	2	NA	3/28/14 14:10	

Client:	Tetra Tech NUS, Inc.	**Service Request:**	R1402173
Project:	MSA Surface Water/112IC06183	**Date Collected:**	3/27/14 1408
Sample Matrix:	Water	**Date Received:**	3/28/14
Sample Name:	MSA-SW38C-032714		
Lab Code:	R1402173-007	**Basis:**	NA

General Chemistry Parameters

Analyte Name	Method	Result	Q	Units	MRL	MDL	Dilution Factor	Date Extracted	Date Analyzed	Note
Chromium, Hexavalent, Dissolved	218.6 LL	**0.080**		µg/L	0.040	0.020	2	NA	3/28/14 14:19	

Client:	Tetra Tech NUS, Inc.	**Service Request:**	R1402173
Project:	MSA Surface Water/112IC06183	**Date Collected:**	3/27/14 1413
Sample Matrix:	Water	**Date Received:**	3/28/14
Sample Name:	MSA-SW38D-032714		
Lab Code:	R1402173-008	**Basis:**	NA

General Chemistry Parameters

Analyte Name	Method	Result	Q	Units	MRL	MDL	Dilution Factor	Date Extracted	Date Analyzed	Note
Chromium, Hexavalent, Dissolved	218.6 LL	**0.063**		µg/L	0.040	0.020	2	NA	3/28/14 14:46	

Client: Tetra Tech NUS, Inc.
Project: MSA Surface Water/112IC06183
Sample Matrix: Water

Service Request: R1402173
Date Collected: 3/27/14 1155
Date Received: 3/28/14

Sample Name: MSA-SW39A-032714
Lab Code: R1402173-009

Basis: NA

General Chemistry Parameters

Analyte Name	Method	Result	Q	Units	MRL	MDL	Dilution Factor	Date Extracted	Date Analyzed	Note
Chromium, Hexavalent, Dissolved	218.6 LL	**0.092**		µg/L	0.040	0.020	2	NA	3/28/14 11:28	

Client:	Tetra Tech NUS, Inc.	**Service Request:**	R1402173
Project:	MSA Surface Water/112IC06183	**Date Collected:**	3/27/14 1205
Sample Matrix:	Water	**Date Received:**	3/28/14
Sample Name:	MSA-SW39B-032714		
Lab Code:	R1402173-010	**Basis:**	NA

General Chemistry Parameters

Analyte Name	Method	Result	Q	Units	MRL	MDL	Dilution Factor	Date Extracted	Date Analyzed	Note
Chromium, Hexavalent, Dissolved	218.6 LL	**0.074**		µg/L	0.040	0.020	2	NA	3/28/14 11:45	

Client: Tetra Tech NUS, Inc.
Project: MSA Surface Water/112IC06183
Sample Matrix: Water

Service Request: R1402173
Date Collected: 3/27/14 1210
Date Received: 3/28/14

Sample Name: MSA-SW39C-032714
Lab Code: R1402173-011

Basis: NA

General Chemistry Parameters

Analyte Name	Method	Result	Q	Units	MRL	MDL	Dilution Factor	Date Extracted	Date Analyzed	Note
Chromium, Hexavalent, Dissolved	218.6 LL	**0.078**		µg/L	0.040	0.020	2	NA	3/28/14 11:36	

Client:	Tetra Tech NUS, Inc.	**Service Request:**	R1402173
Project:	MSA Surface Water/112IC06183	**Date Collected:**	3/27/14 1219
Sample Matrix:	Water	**Date Received:**	3/28/14
Sample Name:	MSA-SW39D-032714		
Lab Code:	R1402173-012	**Basis:**	NA

General Chemistry Parameters

Analyte Name	Method	Result	Q	Units	MRL	MDL	Dilution Factor	Date Extracted	Date Analyzed	Note
Chromium, Hexavalent, Dissolved	218.6 LL	**0.082**		µg/L	0.040	0.020	2	NA	3/28/14 11:53	

Client:	Tetra Tech NUS, Inc.	**Service Request:**	R1402173
Project:	MSA Surface Water/112IC06183	**Date Collected:**	3/27/14 1418
Sample Matrix:	Water	**Date Received:**	3/28/14
Sample Name:	MSA-SW40A-032714		
Lab Code:	R1402173-013	**Basis:**	NA

General Chemistry Parameters

Analyte Name	Method	Result	Q	Units	MRL	MDL	Dilution Factor	Date Extracted	Date Analyzed	Note
Chromium, Hexavalent, Dissolved	218.6 LL	**0.053**		µg/L	0.040	0.020	2	NA	3/28/14 15:38	

Client:	Tetra Tech NUS, Inc.	**Service Request:**	R1402173
Project:	MSA Surface Water/112IC06183	**Date Collected:**	3/27/14 1422
Sample Matrix:	Water	**Date Received:**	3/28/14
Sample Name:	MSA-SW40B032714		
Lab Code:	R1402173-014	**Basis:**	NA

General Chemistry Parameters

Analyte Name	Method	Result	Q	Units	MRL	MDL	Dilution Factor	Date Extracted	Date Analyzed	Note
Chromium, Hexavalent, Dissolved	218.6 LL	0.078		µg/L	0.040	0.020	2	NA	3/28/14 15:46	

Client:	Tetra Tech NUS, Inc.	**Service Request:**	R1402173
Project:	MSA Surface Water/112IC06183	**Date Collected:**	3/27/14 1427
Sample Matrix:	Water	**Date Received:**	3/28/14
Sample Name:	MSA-SW40C-032714		
Lab Code:	R1402173-015	**Basis:**	NA

General Chemistry Parameters

Analyte Name	Method	Result	Q	Units	MRL	MDL	Dilution Factor	Date Extracted	Date Analyzed	Note
Chromium, Hexavalent, Dissolved	218.6 LL	**0.065**		µg/L	0.040	0.020	2	NA	3/28/14 15:55	

Client:	Tetra Tech NUS, Inc.	**Service Request:**	R1402173
Project:	MSA Surface Water/112IC06183	**Date Collected:**	3/27/14 1432
Sample Matrix:	Water	**Date Received:**	3/28/14
Sample Name:	MSA-SW40D-032714		
Lab Code:	R1402173-016	**Basis:**	NA

General Chemistry Parameters

Analyte Name	Method	Result	Q	Units	MRL	MDL	Dilution Factor	Date Extracted	Date Analyzed	Note
Chromium, Hexavalent, Dissolved	218.6 LL	0.076		µg/L	0.040	0.020	2	NA	3/28/14 16:03	

Client:	Tetra Tech NUS, Inc.	**Service Request:**	R1402173
Project:	MSA Surface Water/112IC06183	**Date Collected:**	3/27/14 1337
Sample Matrix:	Water	**Date Received:**	3/28/14
Sample Name:	MSA-SW41A-032714		
Lab Code:	R1402173-017	**Basis:**	NA

General Chemistry Parameters

Analyte Name	Method	Result	Q	Units	MRL	MDL	Dilution Factor	Date Extracted	Date Analyzed	Note
Chromium, Hexavalent, Dissolved	218.6 LL	**0.064**		µg/L	0.040	0.020	2	NA	3/28/14 15:03	

Client:	Tetra Tech NUS, Inc.	**Service Request:**	R1402173
Project:	MSA Surface Water/112IC06183	**Date Collected:**	3/27/14 1341
Sample Matrix:	Water	**Date Received:**	3/28/14
Sample Name:	MSA-SW41B-032714		
Lab Code:	R1402173-018	**Basis:**	NA

General Chemistry Parameters

Analyte Name	Method	Result	Q	Units	MRL	MDL	Dilution Factor	Date Extracted	Date Analyzed	Note
Chromium, Hexavalent, Dissolved	218.6 LL	**0.062**		µg/L	0.040	0.020	2	NA	3/28/14 15:12	

Client:	Tetra Tech NUS, Inc.	**Service Request:**	R1402173
Project:	MSA Surface Water/112IC06183	**Date Collected:**	3/27/14 1346
Sample Matrix:	Water	**Date Received:**	3/28/14
Sample Name:	MSA-SW41C-032714		
Lab Code:	R1402173-019	**Basis:**	NA

General Chemistry Parameters

Analyte Name	Method	Result	Q	Units	MRL	MDL	Dilution Factor	Date Extracted	Date Analyzed	Note
Chromium, Hexavalent, Dissolved	218.6 LL	0.079		µg/L	0.040	0.020	2	NA	3/28/14 15:21	

Client:	Tetra Tech NUS, Inc.	**Service Request:**	R1402173
Project:	MSA Surface Water/112IC06183	**Date Collected:**	3/27/14 1351
Sample Matrix:	Water	**Date Received:**	3/28/14
Sample Name:	MSA-SW41D-032714		
Lab Code:	R1402173-020	**Basis:**	NA

General Chemistry Parameters

Analyte Name	Method	Result	Q	Units	MRL	MDL	Dilution Factor	Date Extracted	Date Analyzed	Note
Chromium, Hexavalent, Dissolved	218.6 LL	**0.068**		µg/L	0.040	0.020	2	NA	3/28/14 15:29	

Client: Tetra Tech NUS, Inc.
Project: MSA Surface Water/112IC06183
Sample Matrix: Water

Service Request: R1402173
Date Collected: 3/27/14 1437
Date Received: 3/28/14

Sample Name: MSA-SW42A-032714
Lab Code: R1402173-021

Basis: NA

General Chemistry Parameters

Analyte Name	Method	Result	Q	Units	MRL	MDL	Dilution Factor	Date Extracted	Date Analyzed	Note
Chromium, Hexavalent, Dissolved	218.6 LL	**0.061**		µg/L	0.040	0.020	2	NA	3/28/14 16:29	

Client:	Tetra Tech NUS, Inc.	**Service Request:**	R1402173
Project:	MSA Surface Water/112IC06183	**Date Collected:**	3/27/14 1437
Sample Matrix:	Water	**Date Received:**	3/28/14
Sample Name:	MSA-SW42A-032714		
Lab Code:	R1402173-021	**Basis:**	NA
Run Type:	Reanalysis		

General Chemistry Parameters

Analyte Name	Method	Result	Q	Units	MRL	MDL	Dilution Factor	Date Extracted	Date Analyzed	Note
Chromium, Hexavalent, Dissolved	218.6 LL	**0.062**		µg/L	0.040	0.020	2	NA	3/31/14 11:12	

Client:	Tetra Tech NUS, Inc.	**Service Request:**	R1402173
Project:	MSA Surface Water/112IC06183	**Date Collected:**	3/27/14 1441
Sample Matrix:	Water	**Date Received:**	3/28/14
Sample Name:	MSA-SW42B-032714		
Lab Code:	R1402173-022	**Basis:**	NA

General Chemistry Parameters

Analyte Name	Method	Result	Q	Units	MRL	MDL	Dilution Factor	Date Extracted	Date Analyzed	Note
Chromium, Hexavalent, Dissolved	218.6 LL	**0.077**		µg/L	0.040	0.020	2	NA	3/28/14 16:38	

Client:	Tetra Tech NUS, Inc.	**Service Request:**	R1402173
Project:	MSA Surface Water/112IC06183	**Date Collected:**	3/27/14 1441
Sample Matrix:	Water	**Date Received:**	3/28/14
Sample Name:	MSA-SW42B-032714		
Lab Code:	R1402173-022	**Basis:**	NA
Run Type:	Reanalysis		

General Chemistry Parameters

Analyte Name	Method	Result	Q	Units	MRL	MDL	Dilution Factor	Date Extracted	Date Analyzed	Note
Chromium, Hexavalent, Dissolved	218.6 LL	**0.063**		µg/L	0.040	0.020	2	NA	3/31/14 11:20	

Client:	Tetra Tech NUS, Inc.	**Service Request:**	R1402173
Project:	MSA Surface Water/112IC06183	**Date Collected:**	3/27/14 1446
Sample Matrix:	Water	**Date Received:**	3/28/14
Sample Name:	MSA-SW42C-032714		
Lab Code:	R1402173-023	**Basis:**	NA

General Chemistry Parameters

Analyte Name	Method	Result	Q	Units	MRL	MDL	Dilution Factor	Date Extracted	Date Analyzed	Note
Chromium, Hexavalent, Dissolved	218.6 LL	**0.067**		µg/L	0.040	0.020	2	NA	3/28/14 16:46	

ALS Group USA, Corp. dba ALS Environmental

Analytical Report

Client:	Tetra Tech NUS, Inc.	**Service Request:**	R1402173
Project:	MSA Surface Water/112IC06183	**Date Collected:**	3/27/14 1446
Sample Matrix:	Water	**Date Received:**	3/28/14
Sample Name:	MSA-SW42C-032714		
Lab Code:	R1402173-023	**Basis:**	NA
Run Type:	Reanalysis		

General Chemistry Parameters

Analyte Name	Method	Result	Q	Units	MRL	MDL	Dilution Factor	Date Extracted	Date Analyzed	Note
Chromium, Hexavalent, Dissolved	218.6 LL	**0.077**		µg/L	0.040	0.020	2	NA	3/31/14 11:29	

Client:	Tetra Tech NUS, Inc.	**Service Request:**	R1402173
Project:	MSA Surface Water/112IC06183	**Date Collected:**	3/27/14 1450
Sample Matrix:	Water	**Date Received:**	3/28/14
Sample Name:	MSA-SW42D-032714		
Lab Code:	R1402173-024	**Basis:**	NA

General Chemistry Parameters

Analyte Name	Method	Result	Q	Units	MRL	MDL	Dilution Factor	Date Extracted	Date Analyzed	Note
Chromium, Hexavalent, Dissolved	218.6 LL	0.066		µg/L	0.040	0.020	2	NA	3/28/14 16:55	

Client:	Tetra Tech NUS, Inc.	**Service Request:**	R1402173
Project:	MSA Surface Water/112IC06183	**Date Collected:**	3/27/14 1450
Sample Matrix:	Water	**Date Received:**	3/28/14
Sample Name:	MSA-SW42D-032714		
Lab Code:	R1402173-024	**Basis:**	NA
Run Type:	Reanalysis		

General Chemistry Parameters

Analyte Name	Method	Result	Q	Units	MRL	MDL	Dilution Factor	Date Extracted	Date Analyzed	Note
Chromium, Hexavalent, Dissolved	218.6 LL	**0.068**		µg/L	0.040	0.020	2	NA	3/31/14 11:37	

Client:	Tetra Tech NUS, Inc.	**Service Request:**	R1402173
Project:	MSA Surface Water/112IC06183	**Date Collected:**	3/27/14 1313
Sample Matrix:	Water	**Date Received:**	3/28/14
Sample Name:	MSA-SW43A-032714		
Lab Code:	R1402173-025	**Basis:**	NA

General Chemistry Parameters

Analyte Name	Method	Result	Q	Units	MRL	MDL	Dilution Factor	Date Extracted	Date Analyzed	Note
Chromium, Hexavalent, Dissolved	218.6 LL	**0.049**		µg/L	0.040	0.020	2	NA	3/28/14 13:02	

Client:	Tetra Tech NUS, Inc.	**Service Request:**	R1402173
Project:	MSA Surface Water/112IC06183	**Date Collected:**	3/27/14 1318
Sample Matrix:	Water	**Date Received:**	3/28/14
Sample Name:	MSA-SW43B-032714		
Lab Code:	R1402173-026	**Basis:**	NA

General Chemistry Parameters

Analyte Name	Method	Result	Q	Units	MRL	MDL	Dilution Factor	Date Extracted	Date Analyzed	Note
Chromium, Hexavalent, Dissolved	218.6 LL	**0.078**		µg/L	0.040	0.020	2	NA	3/28/14 13:10	

Client: Tetra Tech NUS, Inc.
Project: MSA Surface Water/112IC06183
Sample Matrix: Water

Service Request: R1402173
Date Collected: 3/27/14 1323
Date Received: 3/28/14

Sample Name: MSA-SW43C-032714
Lab Code: R1402173-027

Basis: NA

General Chemistry Parameters

Analyte Name	Method	Result	Q	Units	MRL	MDL	Dilution Factor	Date Extracted	Date Analyzed	Note
Chromium, Hexavalent, Dissolved	218.6 LL	**0.082**		µg/L	0.040	0.020	2	NA	3/28/14 13:19	

Client:	Tetra Tech NUS, Inc.	**Service Request:**	R1402173
Project:	MSA Surface Water/112IC06183	**Date Collected:**	3/27/14 1327
Sample Matrix:	Water	**Date Received:**	3/28/14
Sample Name:	MSA-SW43D-032714		
Lab Code:	R1402173-028	**Basis:**	NA

General Chemistry Parameters

Analyte Name	Method	Result	Q	Units	MRL	MDL	Dilution Factor	Date Extracted	Date Analyzed	Note
Chromium, Hexavalent, Dissolved	218.6 LL	**0.064**		µg/L	0.040	0.020	2	NA	3/28/14 13:28	

Client:	Tetra Tech NUS, Inc.	**Service Request:**	R1402173
Project:	MSA Surface Water/112IC06183	**Date Collected:**	3/27/14 1249
Sample Matrix:	Water	**Date Received:**	3/28/14
Sample Name:	MSA-SW44A-032714		
Lab Code:	R1402173-029	**Basis:**	NA

General Chemistry Parameters

Analyte Name	Method	Result	Q	Units	MRL	MDL	Dilution Factor	Date Extracted	Date Analyzed	Note
Chromium, Hexavalent, Dissolved	218.6 LL	**0.058**		µg/L	0.040	0.020	2	NA	3/28/14 12:36	

ALS Group USA, Corp. dba ALS Environmental

Analytical Report

Client:	Tetra Tech NUS, Inc.	**Service Request:**	R1402173
Project:	MSA Surface Water/112IC06183	**Date Collected:**	3/27/14 1253
Sample Matrix:	Water	**Date Received:**	3/28/14
Sample Name:	MSA-SW44B-032714		
Lab Code:	R1402173-030	**Basis:**	NA

General Chemistry Parameters

Analyte Name	Method	Result	Q	Units	MRL	MDL	Dilution Factor	Date Extracted	Date Analyzed	Note
Chromium, Hexavalent, Dissolved	218.6 LL	**0.066**		µg/L	0.040	0.020	2	NA	3/28/14 13:36	

Client:	Tetra Tech NUS, Inc.	**Service Request:**	R1402173
Project:	MSA Surface Water/112IC06183	**Date Collected:**	3/27/14 1259
Sample Matrix:	Water	**Date Received:**	3/28/14
Sample Name:	MSA-SW44C-032714		
Lab Code:	R1402173-031	**Basis:**	NA

General Chemistry Parameters

Analyte Name	Method	Result	Q	Units	MRL	MDL	Dilution Factor	Date Extracted	Date Analyzed	Note
Chromium, Hexavalent, Dissolved	218.6 LL	**0.071**		µg/L	0.040	0.020	2	NA	3/28/14 13:45	

Client:	Tetra Tech NUS, Inc.	**Service Request:**	R1402173
Project:	MSA Surface Water/112IC06183	**Date Collected:**	3/27/14 1304
Sample Matrix:	Water	**Date Received:**	3/28/14
Sample Name:	MSA-SW44D-032714		
Lab Code:	R1402173-032	**Basis:**	NA

General Chemistry Parameters

Analyte Name	Method	Result	Q	Units	MRL	MDL	Dilution Factor	Date Extracted	Date Analyzed	Note
Chromium, Hexavalent, Dissolved	218.6 LL	**0.080**		µg/L	0.040	0.020	2	NA	3/28/14 13:53	

Client:	Tetra Tech NUS, Inc.	**Service Request:**	R1402173
Project:	MSA Surface Water/112IC06183	**Date Collected:**	3/27/14 1224
Sample Matrix:	Water	**Date Received:**	3/28/14
Sample Name:	MSA-SW45A-032714		
Lab Code:	R1402173-033	**Basis:**	NA

General Chemistry Parameters

Analyte Name	Method	Result	Q	Units	MRL	MDL	Dilution Factor	Date Extracted	Date Analyzed	Note
Chromium, Hexavalent, Dissolved	218.6 LL	**0.061**		µg/L	0.040	0.020	2	NA	3/28/14 12:02	

Client:	Tetra Tech NUS, Inc.	**Service Request:**	R1402173
Project:	MSA Surface Water/112IC06183	**Date Collected:**	3/27/14 1229
Sample Matrix:	Water	**Date Received:**	3/28/14
Sample Name:	MSA-SW45B-032714		
Lab Code:	R1402173-034	**Basis:**	NA

General Chemistry Parameters

Analyte Name	Method	Result	Q	Units	MRL	MDL	Dilution Factor	Date Extracted	Date Analyzed	Note
Chromium, Hexavalent, Dissolved	218.6 LL	**0.069**		µg/L	0.040	0.020	2	NA	3/28/14 12:10	

Client: Tetra Tech NUS, Inc.
Project: MSA Surface Water/112IC06183
Sample Matrix: Water

Service Request: R1402173
Date Collected: 3/27/14 1237
Date Received: 3/28/14

Sample Name: MSA-SW45C-032714
Lab Code: R1402173-035

Basis: NA

General Chemistry Parameters

Analyte Name	Method	Result	Q	Units	MRL	MDL	Dilution Factor	Date Extracted	Date Analyzed	Note
Chromium, Hexavalent, Dissolved	218.6 LL	**0.087**		µg/L	0.040	0.020	2	NA	3/28/14 12:19	

Client: Tetra Tech NUS, Inc.
Project: MSA Surface Water/112IC06183
Sample Matrix: Water

Service Request: R1402173
Date Collected: 3/27/14 1241
Date Received: 3/28/14

Sample Name: MSA-SW45D-032714
Lab Code: R1402173-036

Basis: NA

General Chemistry Parameters

Analyte Name	Method	Result	Q	Units	MRL	MDL	Dilution Factor	Date Extracted	Date Analyzed	Note
Chromium, Hexavalent, Dissolved	218.6 LL	**0.059**		µg/L	0.040	0.020	2	NA	3/28/14 12:28	

Appendix C

Support Documentation

Peak Integration Report

Sample Name:	R1402173-009 MSA-SW39A-032714	*Inj. Vol.:*	100.00
Injection Type:	Unknown	*Dilution Factor:*	2.0000
Processing Method:	8-032814LL	*Injection Number:*	11
Inj. Date / Time:	28-Mar-2014 / 11:28	*Sample Comment:*	218.6 LL

No.	Time min	Peak Name	Peak Type	Area mAU*min	Height mAU	Amount ppb
1	5.33	Cr(VI)	BMB	0.027	0.081	0.0924
TOTAL:				0.03	0.08	0.09

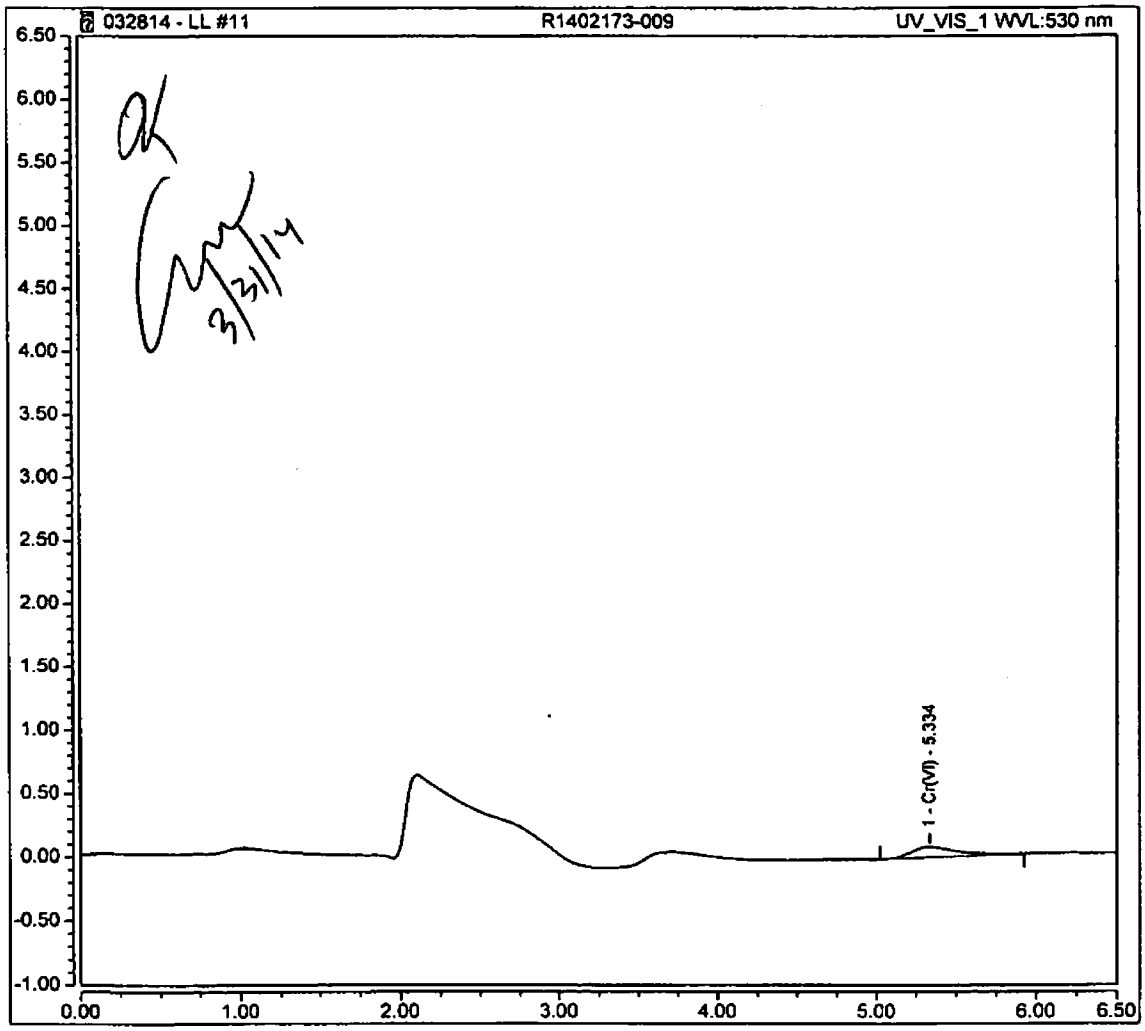

OK
3/31/14

Rochester

1565 Jefferson Road, Building 300, Suite 360
Rochester, NY 14623
Phone: +1 585 288 5380 Fax: +1 585 288 8475

Chain of Custody Record

ALS Environmental

Client Contact	Project Manager: Tony Apanavage	Site Contact: Tony Apanavage	Date: 3/27/2014	COC No:
Tetra Tech	Tel/Fax: 301-233-8230 (cell)	Lab Contact:	Carrier: Fedex	1 of 3 COCs
20251 Century Blvd, Suite 200	Analysis Turnaround Time			Job No. 112Ico6183
Germantown, MD 20874	Calendar (C) or Work Days (W) ____			
(301) 528-3021 Phone	TAT if different from Below: 3 DAYS			SDG No.
(301) 528-3000 FAX	☐ 2 weeks			
Project Name: MSA Surface Water Sampling	☐ 1 week			
Site: MSA Frog Mortar Creek	☐ 2 days			
P O #	☒ 1 day			Sampler: JMA

Sample Identification	Sample Date	Sample Time	Sample Type	Matrix	# of Cont.	Filtered Sample	Dissolved Hexavalent Chromium	Sample Specific Notes:
MSA-SW37A-032714	3/27/2014	1455	SW	Water	1		x	
MSA-SW37B-032714	3/27/2014	1500	SW	Water	1		x	
MSA-SW37C-032714	3/27/2014	1505	SW	Water	1		x	
MSA-SW37D-032714	3/27/2014	1509	SW	Water	1		x	
MSA-SW38A-032714	3/27/2014	1358	SW	Water	1		x	
MSA-SW38B-032714	3/27/2014	1405	SW	Water	1		x	
MSA-SW38C-032714	3/27/2014	1406	SW	Water	1		x	
MSA-SW38D-032714	3/27/2014	1413	SW	Water	1		x	
MSA-SW39A-032714	3/27/2014	1155	SW	Water	1		x	
MSA-SW39B-032714	3/27/2014	1205	SW	Water	1		x	
MSA-SW39C-032714	3/27/2014	1210	SW	Water	1		x	
MSA-SW39D-032714	3/27/2014	1219	SW	Water	1		x	

Preservation Used: 1= Ice, 2= HCl; 3= H2SO4; 4=HNO3; 5=NaOH; 6= Other _____

Possible Hazard Identification
(●) *Non-Hazard* ☐ *Flammable* ☐ *Skin Irritant* *Poison B* ☐ *Unknown* ☐

Sample Disposal (A fee may be assessed if samples are retained longer than 1 month)
☐ *Return To Client* (●) *Disposal By Lab* ☐ *Archive For* _____ *Months*

Special Instructions/QC Requirements & Comments: **Samples must be analyzed within 24 hours of sample time.**

Relinquished by:	Company:	Date/Time:	Received by:	Company:	Date/Time:
☐	Tetra Tech	3/27/14 1700		ALS	3/28/14 0840
Relinquished by:	Company:	Date/Time:	Received by:	Company:	Date/Time:
☐					
Relinquished by:	Company:	Date/Time:	Received by:	Company:	Date/Time:
☐					

R1402173 5
Tetra Tech NUS,Inc.
MSA Surface Water

Rochester

1565 Jefferson Road, Building 300, Suite 360
Rochester, NY 14623
Phone: +1 585 288 5380 Fax: +1 585 288 8475

Chain of Custody Record

ALS Environmental

Client Contact	Project Manager: Tony Apanavage	Site Contact: Tony Apanavage	Date: 3/27/2014	COC No:
Tetra Tech	Tel/Fax: 301-233-8230 (cell)	Lab Contact:	Carrier: Fedex	2 of 3 COCs
20251 Century Blvd, Suite 200	Analysis Turnaround Time			Job No. 12IC06183
Germantown, MD 20874	Calendar (C) or Work Days (W) _____			
(301) 528-3021 Phone	TAT if different from Below: 3 DAYS			SDG No.
(301)-528-3000 FAX	☐ 2 weeks			
Project Name: MSA Surface Water Sampling	☐ 1 week			
Site: MSA Frog Mortar Creek	☐ 2 days			Sampler: JHM
PO#	☒ 1 day			

Sample Identification	Sample Date	Sample Time	Sample Type	Matrix	# of Cont.	Filtered Sample	Dissolved Hexavalent Chromium	Sample Specific Notes:
MSA-SW40A-032714	3/27/2014	1418	SW	Water	1		x	
MSA-SW40B-032714	3/27/2014	1422	SW	Water	1		x	
MSA-SW40C-032714	3/27/2014	1427	SW	Water	1		x	
MSA-SW40D-032714	3/27/2014	1432	SW	Water	1		x	
MSA-SW41A-032714	3/27/2014	1337	SW	Water	1		x	
MSA-SW41B-032714	3/27/2014	1341	SW	Water	1		x	
MSA-SW41C-032714	3/27/2014	1346	SW	Water	1		x	
MSA-SW41D-032714	3/27/2014	1351	SW	Water	1		x	
MSA-SW42A-032714	3/27/2014	1437	SW	Water	1		x	
MSA-SW42B-032714	3/27/2014	1441	SW	Water	1		x	
MSA-SW42C-032714	3/27/2014	1446	SW	Water	1		x	
MSA-SW42D-032714	3/27/2014	1450	SW	Water	1		x	

Preservation Used: 1= Ice, 2= HCl; 3= H2SO4; 4=HNO3; 5=NaOH; 6= Other _____

Possible Hazard Identification
☒ *Non-Hazard* ☐ *Flammable* ☐ *Skin Irritant* *Poison B* ☐ *Unknown* ☐

Sample Disposal (A fee may be assessed if samples are retained longer than 1 month)
☐ *Return To Client* ☒ *Disposal By Lab* ☐ *Archive For* _____ *Months*

Special Instructions/QC Requirements & Comments: **Samples must be analyzed within 24 hours of sample time.**

Relinquished by:	Company:	Date/Time:	Received by:	Company:	Date/Time:
1	Tetra Tech	3/27/14 1700		ALS	3/28/14 0840
Relinquished by:	Company:	Date/Time:	Received by:	Company:	Date/Time:
2					
Relinquished by:	Company:	Date/Time:	Received by:	Company:	Date/Time:
3					

Rochester

1565 Jefferson Road, Building 300, Suite 360
Rochester, NY 14623
Phone: +1 585 288 5380 Fax: +1 585 288 8475

Chain of Custody Record

ALS Environmental

Client Contact	Project Manager: Tony Apanavage	Site Contact: Tony Apanavage	Date: 3/27/2014	COC No:
Tetra Tech	Tel/Fax: 301-233-8230 (cell)	Lab Contact:	Carrier: Fedex	3 of 3 COCs
20251 Century Blvd, Suite 200	Analysis Turnaround Time			Job No. 112IC06183
Germantown, MD 20874	Calendar (C) or Work Days (W) ____			
(301) 528-3021 Phone	TAT if different from Below: 1 DAYS			SDG No.
(301) 528-3000 FAX	☐ 2 weeks			
Project Name: MSA Surface Water Sampling	☐ 1 week			
Site: MSA Frog Mortar Creek	☐ 2 days			Sampler: JAM
P O #	☒ 1 day			

Sample Identification	Sample Date	Sample Time	Sample Type	Matrix	# of Cont.	Filtered Sample	Dissolved Hexavalent Chromium
MSA-SW43A-032714	3/27/2014	1313	SW	Water	1		x
MSA-SW43B-032714	3/27/2014	1318	SW	Water	1		x
MSA-SW43C-032714	3/27/2014	1323	SW	Water	1		x
MSA-SW43D-032714	3/27/2014	1327	SW	Water	1		x
MSA-SW44A-032714	3/27/2014	1249	SW	Water	1		x
MSA-SW44B-032714	3/27/2014	1253	SW	Water	1		x
MSA-SW44C-032714	3/27/2014	1259	SW	Water	1		x
MSA-SW44D-032714	3/27/2014	1304	SW	Water	1		x
MSA-SW45A-032714	3/27/2014	1224	SW	Water	1		x
MSA-SW45B-032714	3/27/2014	1229	SW	Water	1		x
MSA-SW45C-032714	3/27/2014	1237	SW	Water	1		x
MSA-SW45D-032714	3/27/2014	1241	SW	Water	1		x

Sample Specific Notes:

Preservation Used: (1= Ice), 2= HCl; 3= H2SO4; 4=HNO3; 5=NaOH; 6= Other ____

Possible Hazard Identification
☒ Non-Hazard ☐ Flammable ☐ Skin Irritant Poison B ☐ Unknown ☐

Sample Disposal (A fee may be assessed if samples are retained longer than 1 month)
☐ Return To Client (☒) Disposal By Lab ☐ Archive For ____ Months

Special Instructions/QC Requirements & Comments: **Samples must be analyzed within 24 hours of sample time.**

Relinquished by:	Company:	Date/Time:	Received by:	Company:	Date/Time:
1	Tetra Tech	3/27/14 1700		ALS	3/28/14 0840
Relinquished by:	Company:	Date/Time:	Received by:	Company:	Date/Time:
2					
Relinquished by:	Company:	Date/Time:	Received by:	Company:	Date/Time:
3					

Cooler Receipt and Preservation Check Form

Project/Client Tetra Tech Folder Number R14-2173

Cooler received on 3/28/14 by: JS COURIER: ALS UPS (FEDEX) VELOCITY CLIENT

1.	Were custody seals on outside of cooler?	(YES)	NO	
2.	Were custody papers properly filled out (ink, signed, etc.)?	(YES)	NO	
3.	Did all bottles arrive in good condition (unbroken)?	(YES)	NO	
4.	Did VOA vials, Alkalinity, or Sulfide have significant* air bubbles?	YES	NO	(N/A)
5.	Were **Ice** or **Ice packs** present?	(YES)	NO	
6.	Where did the bottles originate?	~~ALS/ROC~~, (CLIENT)		
7.	Soil VOA samples received as:	Bulk Jar	Encore	TerraCore / Lab5035set / (~~N/A~~)
8.	Temperature of cooler(s) upon receipt:	1.2		

Is the temperature within 0° - 6° C?:	(Y) N	Y N	Y N	Y N	Y N
If No, Explain Below Date/Time Temperatures Taken:	3/28/14 0853				

Thermometer ID: ~~IR GUN#3~~ IR GUN#4 Reading From: Temp Blank / (Sample Bottle)

If out of Temperature, note packing/ice condition &Client Approval to Run Samples:

All Samples held in storage location Noor by JS on 3/28/14 at 0853

5035 samples placed in storage location _____ by _____ on _____ at _____

PC Secondary Review: [signature]

Cooler Breakdown: Date: 3/28/14 Time: 1215 by: [signature]

1.	Were all bottle labels complete (*i.e.* analysis, preservation, etc.)?	(YES)	NO
2.	Did all bottle labels and tags agree with custody papers?	(YES)	NO
3.	Were correct containers used for the tests indicated?	(YES)	NO
4.	Air Samples: Cassettes / Tubes Intact Canisters Pressurized Tedlar® Bags Inflated		(N/A)

Explain any discrepancies:

pH	Reagent	YES	NO	Lot Received	Exp	Sample ID	Vol. Added	Lot Added	Final pH
≥12	NaOH								
≤2	HNO_3								
≤2	H_2SO_4								
<4	$NaHSO_4$								
Residual Chlorine (-)	For TCN Phenol and 522			If present, contact PM to add ascorbic acid Or sodium sulfite (522)					
	$Na_2S_2O_3$	-	-						
	Zn Aceta	-	-						
	HCl	*	*						

*Not to be tested before analysis – pH tested and recorded by VOAs or GenChem on a separate worksheet

Yes = All samples OK

No = Samples were preserved at lab as listed

PM OK to Adjust: _____

Bottle lot numbers: Client Covered, R0826354

Other Comments:

PC Secondary Review: [signature]

*significant air bubbles: VOA > 5-6 mm : WC >1 in. diameter

April 04, 2014 Service Request No: R1402173

Ms. Samantha Brenner
Tetra Tech NUS,Inc.
20251 Century Blvd. Ste. 200
Germantown, MD 20874-7114

Laboratory Results for: MSA Surface Water/112IC06183

Dear Ms. Brenner:

Enclosed are the results of the sample(s) submitted to our laboratory on March 28, 2014. For your reference, these analyses have been assigned our service request number **R1402173.**

All analyses were performed according to our laboratory's quality assurance program. The test results meet requirements of the NELAP standards except as noted in the case narrative report. All results are intended to be considered in their entirety, and ALS Environmental is not responsible for use of less than the complete report. Results apply only to the items submitted to the laboratory for analysis and individual items (samples) analyzed, as listed in the report. The measurement uncertainty of the results included in this report is within that expected when using the prescribed method(s) for analysis of these samples, and represented by Laboratory Control Sample control limits. Any events, such as QC failures, which may add to the uncertainty are explained in the report narrative.

Please contact me if you have any questions. My extension is 7473. You may also contact me via email at Deb.Patton@alsglobal.com.

Respectfully submitted,

ALS Group USA Corp. dba ALS Environmental

Deb Patton
Project Manager

CC: Amy Thomson

ADDRESS 1565 Jefferson Rd, Building 300, Suite 360, Rochester, NY 14623 PHONE 585-288-5380 | FAX 585-288-8475
ALS GROUP USA, CORP. Part of the ALS Group An ALS Limited Company
www.alsglobal.com
RIGHT SOLUTIONS RIGHT PARTNER

CASE NARRATIVE

Client:	Tetra Tech NUS, Inc.	**Service Request No.:**	R1402173
Project:	MSA Surface Water	**Project Number:**	112IC06183
Sample Matrix:	Water	**Date Received:**	3/28/14

All analyses were performed consistent with the quality assurance program of ALS Environmental. This report contains analytical results for samples designated for Tier IV deliverables. When appropriate to the method, method blank and LCS results have been reported with each analytical test.

Sample Receipt

Water samples were collected on 3/27/14 and received at ALS in good condition at a cooler temperature of 1.2 °C as noted on the cooler receipt and preservation check form. The samples were immediately preserved to a pH of 9.3 – 9.7 and stored in a refrigerator at 1 - 6 °C upon receipt at the laboratory. See the CLP Batching sheets for a cross-reference between Client ID and ALS Job # and analyses requested. All samples were lab filtered.

Hexavalent Chromium Analysis – 218.6

Thirty-six water samples were analyzed for Dissolved CR+6 by EPA method 218.6, low level. Values detected between the MDL and PQL have been flagged with a "J" as estimated.

Note: Several samples were analyzed several hours outside of the client requested 24 hours holding time due to the volume of samples received. Samples were analyzed the same day as sample receipt and within the method specified holding time.

All the initial and continuing calibration criteria of 95 – 105 % were met.

The Blank Spike (LCS) recovery was within QC limits.

The Laboratory Blank associated with these samples was free of contamination.

The Continuing Calibration Verification (CCV56) was outside of the control limits high and has been flagged with a "*". All samples associated with this CCV were reanalyzed for confirmation of results and both sets of data have been reported.

I certify that this data package is in compliance with the terms and conditions of the contract, both technically and for completeness, for other than the details conditioned above. Release of the data contained in this hard copy data package has been authorized by the Laboratory Manager or his designee, as verified by the following signature._____

ALS ASP/CLP Batching Form/Login Sheet

Client Proj #: 112IC06183	Batch Complete: Yes	Date Revised:
Submission: R1402173	Diskette Requested: No	Date Due: 4/18/14
Client: Tetra Tech NUS, Inc.	Date: 3/28/14	Protocol: MCAWW
Client Rep: MPERRY	Custody Seal: Present/Absent:	Shipping No.:
Project: MSA Surface Water	Chain of Custody: Present/Absent:	SDG #:

CAS Job #	Client/EPA ID	Matrix	Requested Parameters	Date Sampled	Date Received	pH (Solids)	% Solids	Remarks Sample Condition
R1402173-001	MSA-SW37A-032714	Water	218.6 LL	3/27/14	3/28/14			
R1402173-002	MSA-SW37B-032714	Water	218.6 LL	3/27/14	3/28/14			
R1402173-003	MSA-SW37C-032714	Water	218.6 LL	3/27/14	3/28/14			
R1402173-004	MSA-SW37D-032714	Water	218.6 LL	3/27/14	3/28/14			
R1402173-005	MSA-SW38A-032714	Water	218.6 LL	3/27/14	3/28/14			
R1402173-006	MSA-SW38B-032714	Water	218.6 LL	3/27/14	3/28/14			
R1402173-007	MSA-SW38C-032714	Water	218.6 LL	3/27/14	3/28/14			
R1402173-008	MSA-SW38D-032714	Water	218.6 LL	3/27/14	3/28/14			
R1402173-009	MSA-SW39A-032714	Water	218.6 LL	3/27/14	3/28/14			
R1402173-010	MSA-SW39B-032714	Water	218.6 LL	3/27/14	3/28/14			
R1402173-011	MSA-SW39C-032714	Water	218.6 LL	3/27/14	3/28/14			
R1402173-012	MSA-SW39D-032714	Water	218.6 LL	3/27/14	3/28/14			
R1402173-013	MSA-SW40A-032714	Water	218.6 LL	3/27/14	3/28/14			
R1402173-014	MSA-SW40B032714	Water	218.6 LL	3/27/14	3/28/14			
R1402173-015	MSA-SW40C-032714	Water	218.6 LL	3/27/14	3/28/14			
R1402173-016	MSA-SW40D-032714	Water	218.6 LL	3/27/14	3/28/14			
R1402173-017	MSA-SW41A-032714	Water	218.6 LL	3/27/14	3/28/14			
R1402173-018	MSA-SW41B-032714	Water	218.6 LL	3/27/14	3/28/14			
R1402173-019	MSA-SW41C-032714	Water	218.6 LL	3/27/14	3/28/14			
R1402173-020	MSA-SW41D-032714	Water	218.6 LL	3/27/14	3/28/14			
R1402173-021	MSA-SW42A-032714	Water	218.6 LL	3/27/14	3/28/14			
R1402173-022	MSA-SW42B-032714	Water	218.6 LL	3/27/14	3/28/14			
R1402173-023	MSA-SW42C-032714	Water	218.6 LL	3/27/14	3/28/14			
R1402173-024	MSA-SW42D-032714	Water	218.6 LL	3/27/14	3/28/14			
R1402173-025	MSA-SW43A-032714	Water	218.6 LL	3/27/14	3/28/14			
R1402173-026	MSA-SW43B-032714	Water	218.6 LL	3/27/14	3/28/14			
R1402173-027	MSA-SW43C-032714	Water	218.6 LL	3/27/14	3/28/14			
R1402173-028	MSA-SW43D-032714	Water	218.6 LL	3/27/14	3/28/14			
R1402173-029	MSA-SW44A-032714	Water	218.6 LL	3/27/14	3/28/14			
R1402173-030	MSA-SW44B-032714	Water	218.6 LL	3/27/14	3/28/14			
R1402173-031	MSA-SW44C-032714	Water	218.6 LL	3/27/14	3/28/14			
R1402173-032	MSA-SW44D-032714	Water	218.6 LL	3/27/14	3/28/14			
R1402173-033	MSA-SW45A-032714	Water	218.6 LL	3/27/14	3/28/14			
R1402173-034	MSA-SW45B-032714	Water	218.6 LL	3/27/14	3/28/14			
R1402173-035	MSA-SW45C-032714	Water	218.6 LL	3/27/14	3/28/14			
R1402173-036	MSA-SW45D-032714	Water	218.6 LL	3/27/14	3/28/14			

Folder Comments:

ALS Environmental

REPORT QUALIFIERS AND DEFINITIONS

U Analyte was analyzed for but not detected. The sample quantitation limit has been corrected for dilution and for percent moisture, unless otherwise noted in the case narrative.

J Estimated value due to either being a Tentatively Identified Compound (TIC) or that the concentration is between the MRL and the MDL. Concentrations are not verified within the linear range of the calibration. For DoD: concentration >40% difference between two GC columns (pesticides/Arclors).

B Analyte was also detected in the associated method blank at a concentration that may have contributed to the sample result.

E Inorganics- Concentration is estimated due to the serial dilution was outside control limits.

E Organics- Concentration has exceeded the calibration range for that specific analysis.

D Concentration is a result of a dilution, typically a secondary analysis of the sample due to exceeding the calibration range or that a surrogate has been diluted out of the sample and cannot be assessed.

* Indicates that a quality control parameter has exceeded laboratory limits. Under the "Notes" column of the Form I, this qualifier denotes analysis was performed out of Holding Time.

H Analysis was performed out of hold time for tests that have an "immediate" hold time criteria.

Spike was diluted out.

\+ Correlation coefficient for MSA is <0.995.

N Inorganics- Matrix spike recovery was outside laboratory limits.

N Organics- Presumptive evidence of a compound (reported as a TIC) based on the MS library search.

S Concentration has been determined using Method of Standard Additions (MSA).

W Post-Digestion Spike recovery is outside control limits and the sample absorbance is <50% of the spike absorbance.

P Concentration >40% (25% for CLP) difference between the two GC columns.

C Confirmed by GC/MS

Q DoD reports: indicates a pesticide/Aroclor is not confirmed (≥100% Difference between two GC columns).

X See Case Narrative for discussion.

MRL Method Reporting Limit. Also known as:
LOQ Limit of Quantitation (LOQ)
The lowest concentration at which the method analyte may be reliably quantified under the method conditions.

MDL Method Detection Limit. A statistical value derived from a study designed to provide the lowest concentration that will be detected 99% of the time. Values between the MDL and MRL are estimated (see J qualifier).

LOD Limit of Detection. A value at or above the MDL which has been verified to be detectable.

ND Non-Detect. Analyte was not detected at the concentration listed. Same as U qualifier.

ACCREDITED IN ACCORDANCE WITH nelac

Rochester Lab ID # for State Certifications[1]

NELAP Accredited	Maine ID #NY0032	New Hampshire ID # 294100 A/B
Connecticut ID # PH0556	Nebraska Accredited	
Delaware Accredited	Nevada ID # NY-00032	North Carolina #676
DoD ELAP #65817	New Jersey ID # NY004	Pennsylvania ID# 68-786
Florida ID # E87674	New York ID # 10145	Rhode Island ID # 158
Illinois ID #200047		Virginia #460167

[1] Analyses were performed according to our laboratory's NELAP-approved quality assurance program and any applicable state or agency requirements. The test results meet requirements of the current NELAP/TNI standards or state or agency requirements, where applicable, except as noted in the laboratory case narrative provided. For a specific list of accredited analytes, refer to http://www.alsglobal.com/en/Our-Services/Life-Sciences/Environmental/Downloads/North-America-Downloads

Client:	Tetra Tech NUS, Inc.	**Service Request:**	R1402173
Project:	MSA Surface Water/112IC06183	**Date Collected:**	NA
Sample Matrix:	Water	**Date Received:**	NA
Sample Name:	Method Blank		
Lab Code:	R1402173-MB1	**Basis:**	NA

General Chemistry Parameters

Analyte Name	Method	Result	Q	Units	MRL	MDL	Dilution Factor	Date Extracted	Date Analyzed	Note
Chromium, Hexavalent, Dissolved	218.6 LL	0.020	U	µg/L	0.020	0.010	1	NA	3/28/14 10:57	

Client: Tetra Tech NUS, Inc.
Project: MSA Surface Water/112IC06183
Sample Matrix: Water

Service Request: R1402173
Date Analyzed: 3/28/14

Lab Control Sample Summary
General Chemistry Parameters

Units: µg/L
Basis: NA

Analyte Name	Method	Lab Control Sample R1402173-LCS1 Result	Spike Amount	% Rec	% Rec Limits
Chromium, Hexavalent, Dissolved	218.6 LL	0.193	0.200	96	90 - 110

Results flagged with an asterisk (*) indicate values outside control criteria.
Percent recoveries and relative percent differences (RPD) are determined by the software using values in the calculation which have not been rounded.

Client:	Tetra Tech NUS, Inc.	**Service Request:**	R1402173
Project:	MSA Surface Water/112IC06183	**Date Collected:**	NA
Sample Matrix:	Water	**Date Received:**	NA
Sample Name:	Method Blank		
Lab Code:	R1402173-MB2	**Basis:**	NA

General Chemistry Parameters

Analyte Name	Method	Result	Q	Units	MRL	MDL	Dilution Factor	Date Extracted	Date Analyzed	Note
Chromium, Hexavalent, Dissolved	218.6 LL	0.020	U	µg/L	0.020	0.010	1	NA	3/28/14 14:37	

Client: Tetra Tech NUS, Inc.
Project: MSA Surface Water/112IC06183
Sample Matrix: Water

Service Request: R1402173
Date Analyzed: 3/28/14

Lab Control Sample Summary
General Chemistry Parameters

Units: µg/L
Basis: NA

Analyte Name	Method	Lab Control Sample R1402173-LCS2 Result	Spike Amount	% Rec	% Rec Limits
Chromium, Hexavalent, Dissolved	218.6 LL	0.198	0.200	99	90 - 110

Results flagged with an asterisk (*) indicate values outside control criteria.
Percent recoveries and relative percent differences (RPD) are determined by the software using values in the calculation which have not been rounded.

Client:	Tetra Tech NUS, Inc.	**Service Request:**	R1402173
Project:	MSA Surface Water/112IC06183	**Date Collected:**	NA
Sample Matrix:	Water	**Date Received:**	NA
Sample Name:	Method Blank		
Lab Code:	R1402173-MB3	**Basis:**	NA

General Chemistry Parameters

Analyte Name	Method	Result	Q	Units	MRL	MDL	Dilution Factor	Date Extracted	Date Analyzed	Note
Chromium, Hexavalent, Dissolved	218.6 LL	0.020	U	µg/L	0.020	0.010	1	NA	3/31/14 10:07	

Client: Tetra Tech NUS, Inc.
Project: MSA Surface Water/112IC06183
Sample Matrix: Water

Service Request: R1402173
Date Analyzed: 3/31/14

Lab Control Sample Summary
General Chemistry Parameters

Units: µg/L
Basis: NA

Analyte Name	Method	Lab Control Sample R1402173-LCS3 Result	Spike Amount	% Rec	% Rec Limits
Chromium, Hexavalent, Dissolved	218.6 LL	0.194	0.200	97	90 - 110

Results flagged with an asterisk (*) indicate values outside control criteria.
Percent recoveries and relative percent differences (RPD) are determined by the software using values in the calculation which have not been rounded.

ALS Group USA, Corp. dba ALS Environmental

QA/QC Report

Client: Tetra Tech NUS, Inc. **Service Request:** R1402173
Project: MSA Surface Water/112IC06183

Continuing Calibration Verification (CCV) Summary
Chromium, Hexavalent, Dissolved

Analytical Method: 218.6 LL **Units:** ppb

	Analysis Lot	Lab Code	Date Analyzed	True Value	Measured Value	Percent Recovery		Acceptance Limits
CCV1	386029	RQ1402980-01	3/28/14 10:47	0.500	0.500	100		95 - 105
CCV2	386029	RQ1402980-02	3/28/14 12:45	0.500	0.500	100		95 - 105
CCV3	386029	RQ1402980-03	3/28/14 14:28	0.500	0.501	100		95 - 105
CCV4	386030	RQ1402981-01	3/28/14 14:28	0.500	0.501	100		95 - 105
CCV5	386029	RQ1402980-04	3/28/14 16:12	0.500	0.503	101		95 - 105
CCV6	386030	RQ1402981-02	3/28/14 16:12	0.500	0.503	101		95 - 105
CCV7	386030	RQ1402981-03	3/28/14 17:54	0.500	0.556	111	*	95 - 105
CCV8	386030	RQ1402981-04	3/28/14 19:10	0.500	0.498	100		95 - 105
CCV9	386056	RQ1402994-03	3/31/14 09:59	0.500	0.476	95		95 - 105
CCV10	386056	RQ1402994-04	3/31/14 11:55	0.500	0.484	97		95 - 105
CCV11	386056	RQ1402994-05	3/31/14 13:45	0.500	0.483	97		95 - 105

Client: Tetra Tech NUS, Inc. **Service Request:** R1402173
Project: MSA Surface Water/112IC06183

Continuing Calibration Blank (CCB) Summary
Chromium, Hexavalent, Dissolved

Analytical Method: 218.6 LL **Units:** µg/L

	Analysis Lot	Lab Code	Date Analyzed	MDL	MRL	Result	Q
CCB1	386029	RQ1402980-05	3/28/14 10:57	0.010	0.020	0.020	U
CCB2	386029	RQ1402980-06	3/28/14 12:53	0.010	0.020	0.020	U
CCB3	386029	RQ1402980-07	3/28/14 14:37	0.010	0.020	0.020	U
CCB4	386030	RQ1402981-05	3/28/14 14:37	0.010	0.020	0.020	U
CCB5	386029	RQ1402980-08	3/28/14 16:21	0.010	0.020	0.020	U
CCB6	386030	RQ1402981-06	3/28/14 16:21	0.010	0.020	0.020	U
CCB7	386030	RQ1402981-07	3/28/14 18:03	0.010	0.020	0.020	U
CCB8	386030	RQ1402981-08	3/28/14 19:18	0.010	0.020	0.020	U
CCB9	386056	RQ1402994-06	3/31/14 10:07	0.010	0.020	0.020	U
CCB10	386056	RQ1402994-07	3/31/14 12:04	0.010	0.020	0.020	U
CCB11	386056	RQ1402994-08	3/31/14 13:57	0.010	0.020	0.020	U

Analytical Results Summary

Instrument Name: R-IC-08 **Analyst:** CWOODS **Analysis Lot:** 386029 **Method/Testcode:** 218.6 LL/Cr6 D LL

Lab Code	Target Analytes	QC	Parent Sample	Matrix	Raw Result	Sample Amt.	Final Result	Dil	MDL	PQL	% Rec	% RSD	Date Analyzed	QC?	Tier
RQ1402980-01	Chromium, Hexavalent, Dissolved	CCV		Water	0.50 ppb	10 mL	0.500 ppb	1					3/28/14 10:47:00	N	IV
RQ1402980-05	Chromium, Hexavalent, Dissolved	CCB		Water	0.00 ppb	10 mL	0.020 µg/L U	1	0.010	0.020			3/28/14 10:57:00	N	IV
RQ1402980-09	Chromium, Hexavalent, Dissolved	MB		Water	0.00 ppb	10 mL	0.020 µg/L U	1	0.010	0.020			3/28/14 10:57:00	N	IV
RQ1402980-10	Chromium, Hexavalent, Dissolved	LCS		Water	0.19 ppb	10 mL	0.193 µg/L	1	0.010	0.020	96		3/28/14 11:06:00	N	IV
R1402173-009	Chromium, Hexavalent, Dissolved	N/A		Water	0.05 ppb	10 mL	0.092 µg/L	2	0.020	0.040			3/28/14 11:28:00	N	IV
R1402173-011	Chromium, Hexavalent, Dissolved	N/A		Water	0.04 ppb	10 mL	0.078 µg/L	2	0.020	0.040			3/28/14 11:36:00	N	IV
R1402173-010	Chromium, Hexavalent, Dissolved	N/A		Water	0.04 ppb	10 mL	0.074 µg/L	2	0.020	0.040			3/28/14 11:45:00	N	IV
R1402173-012	Chromium, Hexavalent, Dissolved	N/A		Water	0.04 ppb	10 mL	0.082 µg/L	2	0.020	0.040			3/28/14 11:53:00	N	IV
R1402173-033	Chromium, Hexavalent, Dissolved	N/A		Water	0.03 ppb	10 mL	0.061 µg/L	2	0.020	0.040			3/28/14 12:02:00	N	IV
R1402173-034	Chromium, Hexavalent, Dissolved	N/A		Water	0.03 ppb	10 mL	0.069 µg/L	2	0.020	0.040			3/28/14 12:10:00	N	IV
R1402173-035	Chromium, Hexavalent, Dissolved	N/A		Water	0.04 ppb	10 mL	0.087 µg/L	2	0.020	0.040			3/28/14 12:19:00	N	IV
R1402173-036	Chromium, Hexavalent, Dissolved	N/A		Water	0.03 ppb	10 mL	0.059 µg/L	2	0.020	0.040			3/28/14 12:28:00	N	IV
R1402173-029	Chromium, Hexavalent, Dissolved	N/A		Water	0.03 ppb	10 mL	0.058 µg/L	2	0.020	0.040			3/28/14 12:36:00	N	IV
RQ1402980-02	Chromium, Hexavalent, Dissolved	CCV		Water	0.50 ppb	10 mL	0.500 ppb	1					3/28/14 12:45:00	N	IV
RQ1402980-06	Chromium, Hexavalent, Dissolved	CCB		Water	0.00 ppb	10 mL	0.020 µg/L U	1	0.010	0.020			3/28/14 12:53:00	N	IV
R1402173-025	Chromium, Hexavalent, Dissolved	N/A		Water	0.02 ppb	10 mL	0.049 µg/L	2	0.020	0.040			3/28/14 13:02:00	N	IV
R1402173-026	Chromium, Hexavalent, Dissolved	N/A		Water	0.04 ppb	10 mL	0.078 µg/L	2	0.020	0.040			3/28/14 13:10:00	N	IV
R1402173-027	Chromium, Hexavalent, Dissolved	N/A		Water	0.04 ppb	10 mL	0.082 µg/L	2	0.020	0.040			3/28/14 13:19:00	N	IV
R1402173-028	Chromium, Hexavalent, Dissolved	N/A		Water	0.03 ppb	10 mL	0.064 µg/L	2	0.020	0.040			3/28/14 13:28:00	N	IV
R1402173-030	Chromium, Hexavalent, Dissolved	N/A		Water	0.03 ppb	10 mL	0.066 µg/L	2	0.020	0.040			3/28/14 13:36:00	N	IV
R1402173-031	Chromium, Hexavalent, Dissolved	N/A		Water	0.04 ppb	10 mL	0.071 µg/L	2	0.020	0.040			3/28/14 13:45:00	N	IV
R1402173-032	Chromium, Hexavalent, Dissolved	N/A		Water	0.04 ppb	10 mL	0.080 µg/L	2	0.020	0.040			3/28/14 13:53:00	N	IV
R1402173-005	Chromium, Hexavalent, Dissolved	N/A		Water	0.03 ppb	10 mL	0.055 µg/L	2	0.020	0.040			3/28/14 14:02:00	N	IV

# indicates Final Result is not yet adjusted for Solids because it has not yet been determined.

Analytical Results Summary

Instrument Name: R-IC-08 **Analyst:** CWOODS **Analysis Lot:** 386029 **Method/Testcode:** 218.6 LL/Cr6 D LL

Lab Code	Target Analytes	QC	Parent Sample	Matrix	Raw Result	Sample Amt.	Final Result	Dil	MDL	PQL	% Rec	% RSD	Date Analyzed	QC?	Tier
R1402173-006	Chromium, Hexavalent, Dissolved	N/A		Water	0.03 ppb	10 mL	0.069 µg/L	2	0.020	0.040			3/28/14 14:10:00	N	IV
R1402173-007	Chromium, Hexavalent, Dissolved	N/A		Water	0.04 ppb	10 mL	0.080 µg/L	2	0.020	0.040			3/28/14 14:19:00	N	IV
RQ1402980-03	Chromium, Hexavalent, Dissolved	CCV		Water	0.50 ppb	10 mL	0.501 ppb	1					3/28/14 14:28:00	N	IV
RQ1402980-07	Chromium, Hexavalent, Dissolved	CCB		Water	0.00 ppb	10 mL	0.020 µg/L U	1	0.010	0.020			3/28/14 14:37:00	N	IV
R1402173-008	Chromium, Hexavalent, Dissolved	N/A		Water	0.03 ppb	10 mL	0.063 µg/L	2	0.020	0.040			3/28/14 14:46:00	N	IV
RQ1402980-04	Chromium, Hexavalent, Dissolved	CCV		Water	0.50 ppb	10 mL	0.503 ppb	1					3/28/14 16:12:00	N	IV
RQ1402980-08	Chromium, Hexavalent, Dissolved	CCB		Water	0.00 ppb	10 mL	0.020 µg/L U	1	0.010	0.020			3/28/14 16:21:00	N	IV

Z1000

# indicates Final Result is not yet adjusted for Solids because it has not yet been determined.

Analytical Results Summary

Instrument Name: R-IC-08 **Analyst:** CWOODS **Analysis Lot:** 386030 **Method/Testcode:** 218.6 LL/Cr6 D LL

Lab Code	Target Analytes	QC	Parent Sample	Matrix	Raw Result	Sample Amt.	Final Result	Dil	MDL	PQL	% Rec	% RSD	Date Analyzed	QC?	Tier
RQ1402981-01	Chromium, Hexavalent, Dissolved	CCV		Water	0.50 ppb	10 mL	0.501 ppb	1					3/28/14 14:28:00	N	IV
RQ1402981-05	Chromium, Hexavalent, Dissolved	CCB		Water	0.00 ppb	10 mL	0.020 µg/L U	1	0.010	0.020			3/28/14 14:37:00	N	IV
RQ1402981-09	Chromium, Hexavalent, Dissolved	MB		Water	0.00 ppb	10 mL	0.020 µg/L U	1	0.010	0.020			3/28/14 14:37:00	N	IV
RQ1402981-10	Chromium, Hexavalent, Dissolved	LCS		Water	0.20 ppb	10 mL	0.198 µg/L	1	0.010	0.020	99		3/28/14 14:55:00	N	IV
R1402173-017	Chromium, Hexavalent, Dissolved	N/A		Water	0.03 ppb	10 mL	0.064 µg/L	2	0.020	0.040			3/28/14 15:03:00	N	IV
R1402173-018	Chromium, Hexavalent, Dissolved	N/A		Water	0.03 ppb	10 mL	0.062 µg/L	2	0.020	0.040			3/28/14 15:12:00	N	IV
R1402173-019	Chromium, Hexavalent, Dissolved	N/A		Water	0.04 ppb	10 mL	0.079 µg/L	2	0.020	0.040			3/28/14 15:21:00	N	IV
R1402173-020	Chromium, Hexavalent, Dissolved	N/A		Water	0.03 ppb	10 mL	0.068 µg/L	2	0.020	0.040			3/28/14 15:29:00	N	IV
R1402173-013	Chromium, Hexavalent, Dissolved	N/A		Water	0.03 ppb	10 mL	0.053 µg/L	2	0.020	0.040			3/28/14 15:38:00	N	IV
R1402173-014	Chromium, Hexavalent, Dissolved	N/A		Water	0.04 ppb	10 mL	0.078 µg/L	2	0.020	0.040			3/28/14 15:46:00	N	IV
R1402173-015	Chromium, Hexavalent, Dissolved	N/A		Water	0.03 ppb	10 mL	0.065 µg/L	2	0.020	0.040			3/28/14 15:55:00	N	IV
R1402173-016	Chromium, Hexavalent, Dissolved	N/A		Water	0.04 ppb	10 mL	0.076 µg/L	2	0.020	0.040			3/28/14 16:03:00	N	IV
RQ1402981-02	Chromium, Hexavalent, Dissolved	CCV		Water	0.50 ppb	10 mL	0.503 ppb	1					3/28/14 16:12:00	N	IV
RQ1402981-06	Chromium, Hexavalent, Dissolved	CCB		Water	0.00 ppb	10 mL	0.020 µg/L U	1	0.010	0.020			3/28/14 16:21:00	N	IV
R1402173-021.R01	Chromium, Hexavalent, Dissolved	N/A		Water	0.03 ppb	10 mL	0.061 µg/L	2	0.020	0.040			3/28/14 16:29:00	N	IV
R1402173-022.R01	Chromium, Hexavalent, Dissolved	N/A		Water	0.04 ppb	10 mL	0.077 µg/L	2	0.020	0.040			3/28/14 16:38:00	N	IV
R1402173-023.R01	Chromium, Hexavalent, Dissolved	N/A		Water	0.03 ppb	10 mL	0.067 µg/L	2	0.020	0.040			3/28/14 16:46:00	N	IV
R1402173-024.R01	Chromium, Hexavalent, Dissolved	N/A		Water	0.03 ppb	10 mL	0.066 µg/L	2	0.020	0.040			3/28/14 16:55:00	N	IV
R1402173-001.R01	Chromium, Hexavalent, Dissolved	N/A		Water	0.03 ppb	10 mL	0.058 µg/L	2	0.020	0.040			3/28/14 17:03:00	N	IV
R1402173-002.R01	Chromium, Hexavalent, Dissolved	N/A		Water	0.04 ppb	10 mL	0.079 µg/L	2	0.020	0.040			3/28/14 17:12:00	N	IV
R1402173-003.R01	Chromium, Hexavalent, Dissolved	N/A		Water	0.04 ppb	10 mL	0.076 µg/L	2	0.020	0.040			3/28/14 17:21:00	N	IV
R1402173-004.R01	Chromium, Hexavalent, Dissolved	N/A		Water	0.04 ppb	10 mL	0.085 µg/L	2	0.020	0.040			3/28/14 17:29:00	N	IV
RQ1402981-03	Chromium, Hexavalent, Dissolved	CCV		Water	0.56 ppb	10 mL	0.556 ppb	1					3/28/14 17:54:00	N	IV

# indicates Final Result is not yet adjusted for Solids because it has not yet been determined.

Analytical Results Summary

Instrument Name: R-IC-08 **Analyst:** CWOODS **Analysis Lot:** 386030 **Method/Testcode:** 218.6 LL/Cr6 D LL

Lab Code	Target Analytes	QC	Parent Sample	Matrix	Raw Result	Sample Amt.	Final Result	Dil	MDL	PQL	% Rec	% RSD	Date Analyzed	QC?	Tier
RQ1402981-07	Chromium, Hexavalent, Dissolved	CCB		Water	0.00 ppb	10 mL	0.020 µg/L U	1	0.010	0.020			3/28/14 18:03:00	N	IV
RQ1402981-04	Chromium, Hexavalent, Dissolved	CCV		Water	0.50 ppb	10 mL	0.498 ppb	1					3/28/14 19:10:00	N	IV
RQ1402981-08	Chromium, Hexavalent, Dissolved	CCB		Water	0.00 ppb	10 mL	0.020 µg/L U	1	0.010	0.020			3/28/14 19:18:00	N	IV

00074

# indicates Final Result is not yet adjusted for Solids because it has not yet been determined.

03-28-14 IC#8 218.6 LL Analyst: CWoods Pipets: Barney FERB

Injection Number	Injection Name	Type	Level	Processing Method	Inject Time	Dilution	Comment
1	STANDARD 1	Calibration Standard	01	8-032814LL	28/03/14 09:48	1.0	218.6 LL
2	STANDARD 2	Calibration Standard	02	8-032814LL	28/03/14 09:56	1.0	218.6 LL
3	STANDARD 3	Calibration Standard	03	8-032814LL	28/03/14 10:05	1.0	218.6 LL
4	STANDARD 4	Calibration Standard	04	8-032814LL	28/03/14 10:13	1.0	218.6 LL
5	STANDARD 5	Calibration Standard	05	8-032814LL	28/03/14 10:22	1.0	218.6 LL
6	STANDARD 6	Calibration Standard	06	8-032814LL	28/03/14 10:30	1.0	218.6 LL
7	STANDARD 7	Calibration Standard	07	8-032814LL	28/03/14 10:39	1.0	218.6 LL
8	ICV	Unknown		8-032814LL	28/03/14 10:47	1.0	218.6 LL
9	ICB	Unknown		8-032814LL	28/03/14 10:57	1.0	218.6 LL
10	LCS	Unknown		8-032814LL	28/03/14 11:06	1.0	218.6 LL
11	R1402173-009	Unknown		8-032814LL	28/03/14 11:28	2.0	218.6 LL
12	R1402173-011	Unknown		8-032814LL	28/03/14 11:36	2.0	218.6 LL
13	R1402173-010	Unknown		8-032814LL	28/03/14 11:45	2.0	218.6 LL
14	R1402173-012	Unknown		8-032814LL	28/03/14 11:53	2.0	218.6 LL
15	R1402173-033	Unknown		8-032814LL	28/03/14 12:02	2.0	218.6 LL
16	R1402173-034	Unknown		8-032814LL	28/03/14 12:10	2.0	218.6 LL
17	R1402173-035	Unknown		8-032814LL	28/03/14 12:19	2.0	218.6 LL
18	R1402173-036	Unknown		8-032814LL	28/03/14 12:28	2.0	218.6 LL
19	R1402173-029	Unknown		8-032814LL	28/03/14 12:36	2.0	218.6 LL
20	CCV	Unknown		8-032814LL	28/03/14 12:45	1.0	218.6 LL
21	CCB	Unknown		8-032814LL	28/03/14 12:53	1.0	218.6 LL
22	R1402173-025	Unknown		8-032814LL	28/03/14 13:02	2.0	218.6 LL
23	R1402173-026	Unknown		8-032814LL	28/03/14 13:10	2.0	218.6 LL
24	R1402173-027	Unknown		8-032814LL	28/03/14 13:19	2.0	218.6 LL
25	R1402173-028	Unknown		8-032814LL	28/03/14 13:28	2.0	218.6 LL
26	R1402173-030	Unknown		8-032814LL	28/03/14 13:36	2.0	218.6 LL
27	R1402173-031	Unknown		8-032814LL	28/03/14 13:45	2.0	218.6 LL
28	R1402173-032	Unknown		8-032814LL	28/03/14 13:53	2.0	218.6 LL
29	R1402173-005	Unknown		8-032814LL	28/03/14 14:02	2.0	218.6 LL
30	R1402173-006	Unknown		8-032814LL	28/03/14 14:10	2.0	218.6 LL
31	R1402173-007	Unknown		8-032814LL	28/03/14 14:19	2.0	218.6 LL
32	CCV	Unknown		8-032814LL	28/03/14 14:28	1.0	218.6 LL
33	CCB	Unknown		8-032814LL	28/03/14 14:37	1.0	218.6 LL
34	R1402173-008	Unknown		8-032814LL	28/03/14 14:46	2.0	218.6 LL
35	LCS	Unknown		8-032814LL	28/03/14 14:55	1.0	218.6 LL

R2173
1 copy

57008

Reviewed & Approved
By: CL
Date: 3/31/13

36	R1402173-017	Unknown	8-032814LL	28/03/14 15:03	2.0	218.6 LL
37	R1402173-018	Unknown	8-032814LL	28/03/14 15:12	2.0	218.6 LL
38	R1402173-019	Unknown	8-032814LL	28/03/14 15:21	2.0	218.6 LL
39	R1402173-020	Unknown	8-032814LL	28/03/14 15:29	2.0	218.6 LL
40	R1402173-013	Unknown	8-032814LL	28/03/14 15:38	2.0	218.6 LL
41	R1402173-014	Unknown	8-032814LL	28/03/14 15:46	2.0	218.6 LL
42	R1402173-015	Unknown	8-032814LL	28/03/14 15:55	2.0	218.6 LL
43	R1402173-016	Unknown	8-032814LL	28/03/14 16:03	2.0	218.6 LL
44	CCV	Unknown	8-032814LL	28/03/14 16:12	1.0	218.6 LL
45	CCB	Unknown	8-032814LL	28/03/14 16:21	1.0	218.6 LL
46	R1402173-021	Unknown	8-032814LL	28/03/14 16:29	2.0	218.6 LL
47	R1402173-022	Unknown	8-032814LL	28/03/14 16:38	2.0	218.6 LL
48	R1402173-023	Unknown	8-032814LL	28/03/14 16:46	2.0	218.6 LL
49	R1402173-024	Unknown	8-032814LL	28/03/14 16:55	2.0	218.6 LL
50	R1402173-001	Unknown	8-032814LL	28/03/14 17:03	2.0	218.6 LL
51	R1402173-002	Unknown	8-032814LL	28/03/14 17:12	2.0	218.6 LL
52	R1402173-003	Unknown	8-032814LL	28/03/14 17:21	2.0	218.6 LL
53	R1402173-004	Unknown	8-032814LL	28/03/14 17:29	2.0	218.6 LL
54	R1402173-001 MS	Unknown	8-032814LL	28/03/14 17:38	2.0	218.6 LL
55	R1402173-001 MSD	Unknown	8-032814LL	28/03/14 17:46	2.0	218.6 LL
56	CCV	Unknown	8-032814LL	28/03/14 17:54	1.0	218.6 LL
57	CCB	Unknown	8-032814LL	28/03/14 18:03	1.0	218.6 LL
58	R1402173-013 MS	Unknown	8-032814LL	28/03/14 18:12	2.0	218.6 LL
59	R1402173-013 MSD	Unknown	8-032814LL	28/03/14 18:21	2.0	218.6 LL
60	R1402173-017 MS	Unknown	8-032814LL	28/03/14 18:29	2.0	218.6 LL
61	R1402173-017 MSD	Unknown	8-032814LL	28/03/14 18:37	2.0	218.6 LL
62	R1402173-021 MS	Unknown	8-032814LL	28/03/14 18:45	2.0	218.6 LL
63	R1402173-021 MSD	Unknown	8-032814LL	28/03/14 18:53	2.0	218.6 LL
64	FILTER BLANK	Unknown	8-032814LL	28/03/14 19:01	1.0	218.6 LL
65	CCV	Unknown	8-032814LL	28/03/14 19:10	1.0	218.6 LL
66	CCB	Unknown	8-032814LL	28/03/14 19:18	1.0	218.6 LL

Date/Time Received	Sample ID	Analysis	Matrix	Date/Time Sampled	Sample Filtered	Filter Lot ID	Chlorine Residual (mg/L) 218.7 only	pH at Receipt	pH Adjustment	Analyst/ Date/ Time pH Adjustment	Solution Used For PH Adjust	Solution Lot ID
	R1402088 -005	(7199) 218.6 RL 218.6 LL 218.7	(Water) Drinking Water	3/25/14 1552	Yes (No) Field	—	—	7.93	9.34	3/27/14 1042	Buffer	WC126185G
											10%H2SO4	
											10%NH4OH	
											NH4OH(conc)	
	R1402088 -006	(7199) 218.6 RL 218.6 LL 218.7	(Water) Drinking Water	3/25/14 1431	Yes (No) Field	—	—	9.83	9.39	3/27/14 1044	Buffer	
											10%H2SO4	WC
											10%NH4OH	
											NH4OH(conc)	
	Grinding (1/1000) slurry	~~7199~~ 218.6 RL 218.6 LL 218.7	Water ? Drinking Water	3/26/14	Yes (No) Field			7.16	9.03	3/27/14 1244	Buffer	WC126185G
											10%H2SO4	
											10%NH4OH	
											NH4OH(conc)	
	Coolant (1/1000)	(7199) 218.6 RL 218.6 LL 218.7	Water ? Drinking Water	3/26/14	Yes (No) Field			7.35	9.01	3/27/14 1245	Buffer	WC126185G
											10%H2SO4	
											10%NH4OH	
											NH4OH(conc)	
3/28/14 0840	39A 2173-009	7199 218.6 RL ~~218.6 LL~~ 218.7	(Water) Drinking Water	3/27/14 1155	(Yes) No Field	Millex HV R0PA51080	—	6.99	9.34	3/28/14 1114	Buffer	WC126185G
											10%H2SO4	
											10%NH4OH	
											NH4OH(conc)	
	39C 2173-011	7199 218.6 RL ~~218.6 LL~~ 218.7	(Water) Drinking Water	3/27/14 1210	(Yes) No Field		—	7.82	9.48	3/28/14 1115	Buffer	WC126185G
											10%H2SO4	
											10%NH4OH	
											NH4OH(conc)	
	39D 2173-012	7199 218.6 RL ~~218.6 LL~~ 218.7	(Water) Drinking Water	3/27/14 1219	~~Yes~~ No Field		—	7.88	9.49	3/28/14 1116	Buffer	WC126185G
											10%H2SO4	
											10%NH4OH	
											NH4OH(conc)	
	45A 2173-033	7199 218.6 RL ~~218.6 LL~~ 218.7	(Water) Drinking Water	3/27/14 1224	(Yes) No Field		—	7.97	9.51	3/28/14 1117	Buffer	WC126185G
											10%H2SO4	
											10%NH4OH	
											NH4OH(conc)	

	Drinking water 218.7	Drinking water 218.6	Non-Pot Water 218.6	Water 7199
Filter	No	Required	Required	Optional
pH	>8.0	9.0-9.5	9.3-9.7	unpreserved - adjust to 9.0-9.5
Res Chlorine	<0.1 mg/L	NA	NA	NA
Holding Time	14 days	5 days	28 days	24 hours

00077

Date/Time Received	Sample ID	Analysis	Matrix	Date/Time Sampled	Sample Filtered	Filter Lot ID	Chlorine Residual (mg/L) 218.7 only	pH at Receipt	pH Adjustment	Analyst/ Date/ Time pH Adjustment	Solution Used For PH Adjust	Solution Lot ID
3/28/14 0840	45D 2173-034	7199 218.6 RL ~~218.6 LL~~ 218.7	(Water) Drinking Water	3/27/14 1229	(Yes) No Field	Millex HV lot R0AS1380	—	8.08	9.48	3/28/14 1118	(Buffer) 10%H2SO4 10%NH4OH NH4OH(conc)	WC1261855
	45C 2173-035	7199 218.6 RL ~~218.6 LL~~ 218.7	(Water) Drinking Water	3/27/14 1237	(Yes) No Field		—	8.01	9.52	3/28/14 1119	(Buffer) 10%H2SO4 10%NH4OH NH4OH(conc)	WC1261855
	45D 2173-036	7199 218.6 RL ~~218.6 LL~~ 218.7	(Water) Drinking Water	3/27/14 1241	(Yes) No Field		—	7.98	9.52	3/28/14 1120	(Buffer) 10%H2SO4 10%NH4OH NH4OH(conc)	WC1261855
	44A 2173-029	7199 218.6 RL ~~218.6 LL~~ 218.7	(Water) Drinking Water	3/27/14 1249	(Yes) No Field		—	7.98	9.47	3/28/14 1121	(Buffer) 10%H2SO4 10%NH4OH NH4OH(conc)	WC1261855
	37C 2173-003	7199 218.6 RL ~~218.6 LL~~ 218.7	(Water) Drinking Water	3/27/14 1505	(Yes) No Field	Millex HV lot R0AS1380	—	7.08	9.520	3/28/14 1130	(Buffer) 10%H2SO4 10%NH4OH NH4OH(conc)	WC1261855
	37D 2173-004	7199 218.6 RL ~~218.6 LL~~ 218.7	(Water) Drinking Water	3/27/14 1509	(Yes) No Field		—	8.188	9.527	3/28/14 1131	(Buffer) 10%H2SO4 10%NH4OH NH4OH(conc)	WC1261855
	2173-008 38D-	7199 218.6 RL ~~218.6 LL~~ 218.7	(Water) Drinking Water	3/27/14 1413	(Yes) No Field		—	8.112	9.571	3/28/14 1132	(Buffer) 10%H2SO4 10%NH4OH NH4OH(conc)	WC1261855
	2173-015 40C	7199 218.6 RL ~~218.6 LL~~ 218.7	(Water) Drinking Water	3/27/14 1427	(Yes) No Field		—	7.940	9.562	3/28/14 1133	(Buffer) 10%H2SO4 10%NH4OH NH4OH(conc)	WC1261855

	Drinking water 218.7	Drinking water 218.6	Non-Pot Water 218.6	Water 7199
Filter	No	Required	Required	Optional
pH	>8.0	9.0-9.5	9.3-9.7	unpreserved - adjust to 9.0-9.5
Res Chlorine	<0.1 mg/L	NA	NA	NA
Holding Time	14 days	5 days	28 days	24 hours

Date/Time Received	Sample ID	Analysis	Matrix	Date/Time Sampled	Sample Filtered	Filter Lot ID	Chlorine Residual (mg/L) 218.7 only	pH at Receipt	pH Adjustment	Analyst/ Date/ Time pH Adjustment	Solution Used For PH Adjust	Solution Lot ID
3/28/14 0840	40D 2173-016	7199 218.6 RL 218.6 LL 218.7	Water Drinking Water	3/28/14 1432	Yes No Field	miller ROPAS1380	—	8.122	9.600	[illegible] 3/28/14 1134	Buffer 10%H2SO4 10%NH4OH NH4OH(conc)	WC126185G
	38C 2173-007	7199 218.6 RL 218.6 LL 218.7	Water Drinking Water	3/27/14 1408	Yes No Field		—	8.021	9.612	[illegible] 3/28/14 1135	Buffer 10%H2SO4 10%NH4OH NH4OH(conc)	WC126185G
	2173-006 38B	7199 218.6 RL 218.6 LL 218.7	Water Drinking Water	3/27/14 1405	Yes No Field		—	8.084	9.576	[illegible] 3/28/14 1136	Buffer 10%H2SO4 10%NH4OH NH4OH(conc)	WC126185G
	2173-014 40B	7199 218.6 RL 218.6 LL 218.7	Water Drinking Water	3/27/14 1422	Yes No Field		—	8.274	9.576	[illegible] 3/28/14 1137	Buffer 10%H2SO4 10%NH4OH NH4OH(conc)	WC126185G
	2173-001 37A	7199 218.6 RL 218.6 LL 218.7	Water Drinking Water	3/27/14 1455	Yes No Field		—	8.102	9.630	[illegible] 3/28/14 1138	Buffer 10%H2SO4 10%NH4OH NH4OH(conc)	WC126185G
	2173-010 39B	7199 218.6 RL 218.6 LL 218.7	Water Drinking Water	3/27/14 1205	Yes No Field		—	8.146	9.571	[illegible] 3/28/14 1139	Buffer 10%H2SO4 10%NH4OH NH4OH(conc)	WC126185G
	2173-001 37A	7199 218.6 RL 218.6 LL 218.7	Water Drinking Water	3/27/14 1455	Yes No Field		—	8.013	9.675	[illegible] 3/28/14 1140	Buffer 10%H2SO4 10%NH4OH NH4OH(conc)	WC126185G
	2173-013 40A	7199 218.6 RL 218.6 LL 218.7	Water Drinking Water	3/27/14 1418	Yes No Field		—	8.016	9.585	[illegible] 3/28/14 1141	Buffer 10%H2SO4 10%NH4OH NH4OH(conc)	WC126185G

	Drinking water 218.7	Drinking water 218.6	Non-Pot Water 218.6	Water 7199
Filter	No	Required	Required	Optional
pH	>8.0	9.0-9.5	9.3-9.7	unpreserved - adjust to 9.0-9.5
Res Chlorine	<0.1 mg/L	NA	NA	NA
Holding Time	14 days	5 days	28 days	24 hours

00079

Date/Time Received	Sample ID	Analysis	Matrix	Date/Time Sampled	Sample Filtered	Filter Lot ID	Chlorine Residual (mg/L) 218.7 only	pH at Receipt	pH Adjustment	Analyst/ Date/ Time pH Adjustment	Solution Used For PH Adjust	Solution Lot ID
3/28/14 0840	2173-002 37B	7199 218.6 RL 218.6 LL 218.7	Water Drinking Water	3/27/14 1500	Yes No Field	millex RDPA51390	—	8.086	9.598	3/28/14 1142	Buffer 10%H2SO4 10%NH4OH NH4OH(conc)	WC126185G
	2173-005 38A	7199 218.6 RL 218.6 LL 218.7	Water Drinking Water	3/27/14 1358	Yes No Field		—	8.123	9.583	3/28/14 1143	Buffer 10%H2SO4 10%NH4OH NH4OH(conc)	WC126185G
	2173-022 42B	7199 218.6 RL 218.6 LL 218.7	Water Drinking Water	3/27/14 1441	Yes No Field		—	7.907	9.589	3/28/14 1144	Buffer 10%H2SO4 10%NH4OH NH4OH(conc)	WC126185G
	2173-023 42C	7199 218.6 RL 218.6 LL 218.7	Water Drinking Water	3/27/14 1446	Yes No Field		—	7.873	9.601	3/28/14 1145	Buffer 10%H2SO4 10%NH4OH NH4OH(conc)	WC126185G
	2173-027 43C	7199 218.6 RL 218.6 LL 218.7	Water Drinking Water	3/27/14 1323	Yes No Field		—	7.959	9.582	3/28/14 1146	Buffer 10%H2SO4 10%NH4OH NH4OH(conc)	WC126185G
	2173-019 41C	7199 218.6 RL 218.6 LL 218.7	Water Drinking Water	3/27/14 1346	Yes No Field		—	7.933	9.585	3/28/14 1148	Buffer 10%H2SO4 10%NH4OH NH4OH(conc)	WC126185G
	2173-024 42D	7199 218.6 RL 218.6 LL 218.7	Water Drinking Water	3/27/14 1450	Yes No Field		—	7.967	9.610	3/28/14 1149	Buffer 10%H2SO4 10%NH4OH NH4OH(conc)	WC126185G
	2173-030 44B	7199 218.6 RL 218.6 LL 218.7	Water Drinking Water	3/27/14 1253	Yes No Field		—	7.930	9.623	3/28/14 1150	Buffer 10%H2SO4 10%NH4OH NH4OH(conc)	WC126185G

	Drinking water 218.7	Drinking water 218.6	Non-Pot Water 218.6	Water 7199
Filter	No	Required	Required	Optional
pH	>8.0	9.0-9.5	9.3-9.7	unpreserved - adjust to 9.0-9.5
Res Chlorine	<0.1 mg/L	NA	NA	NA
Holding Time	14 days	5 days	28 days	24 hours

Date/Time Received	Sample ID	Analysis	Matrix	Date/Time Sampled	Sample Filtered	Filter Lot ID	Chlorine Residual (mg/L) 218.7 only	pH at Receipt	pH Adjustment	Analyst/ Date/ Time pH Adjustment	Solution Used For PH Adjust	Solution Lot ID
3/28/14 0840	42A 2173-021	7199 218.6 RL 218.6 LL 218.7	Water Drinking Water	3/27/14 1437	Yes No Field	milley ROPAST 380	–	7.853	9.598	[illegible] 3/28/14 1151	Buffer 10%H2SO4 10%NH4OH NH4OH(conc)	WC126185G
	41A 2173-017	7199 218.6 RL 218.6 LL 218.7	Water Drinking Water	3/27/14 1337	Yes No Field		–	7.942	9.697	[illegible] 3/28/14 1152	Buffer 10%H2SO4 10%NH4OH NH4OH(conc)	WC126185G
	43D 2173-028	7199 218.6 RL 218.6 LL 218.7	Water Drinking Water	3/27/14 1329	Yes No Field		–	7.898	9.618	[illegible] 3/28/14 1153	Buffer 10%H2SO4 10%NH4OH NH4OH(conc)	WC126185G
	41D 2173-020	7199 218.6 RL 218.6 LL 218.7	Water Drinking Water	3/27/14 1351	Yes No Field		–	7.971	9.534	[illegible] 3/28/14 1154	Buffer 10%H2SO4 10%NH4OH NH4OH(conc)	WC126185G
	43B 2173-026	7199 218.6 RL 218.6 LL 218.7	Water Drinking Water	3/27/14 1318	Yes No Field		–	7.924	9.513	[illegible] 3/28/14 1155	Buffer 10%H2SO4 10%NH4OH NH4OH(conc)	WC126185G
	44D 2173-032	7199 218.6 RL 218.6 LL 218.7	Water Drinking Water	3/27/14 1304	Yes No Field		–	7.920	9.579	[illegible] 3/28/14 1156	Buffer 10%H2SO4 10%NH4OH NH4OH(conc)	WC126185G
	43A 2173-025	7199 218.6 RL 218.6 LL 218.7	Water Drinking Water	3/27/14 1313	Yes No Field		–	7.836	9.521	[illegible] 3/28/14 1159	Buffer 10%H2SO4 10%NH4OH NH4OH(conc)	WC126185G
	41B 2173-018	7199 218.6 RL 218.6 LL 218.7	Water Drinking Water	3/27/14 1341	Yes No Field		–	7.940	9.489	[illegible] 3/28/14 1201	Buffer 10%H2SO4 10%NH4OH NH4OH(conc)	WC126185G

	Drinking water 218.7	Drinking water 218.6	Non-Pot Water 218.6	Water 7199
Filter	No	Required	Required	Optional
pH	>8.0	9.0-9.5	9.3-9.7	unpreserved - adjust to 9.0-9.5
Res Chlorine	<0.1 mg/L	NA	NA	NA
Holding Time	14 days	5 days	28 days	24 hours

00081

Date/Time Received	Sample ID	Analysis	Matrix	Date/Time Sampled	Sample Filtered	Filter Lot ID	Chlorine Residual (mg/L) 218.7 only	pH at Receipt	pH Adjustment	Analyst/ Date/ Time pH Adjustment	Solution Used For PH Adjust	Solution Lot ID
3/28/14 0840	2173-031 4/C	7199 218.6 RL (218.6 LL) 218.7	(Water) Drinking Water	3/27/14 1259	(Yes) No Field	millex R0115380	—	8.070	9.512	JD 3/28/14 1203	(Buffer)	UX126185G
											10%H2SO4	
											10%NH4OH	
											NH4OH(conc)	
		7199 218.6 RL 218.6 LL 218.7	Water Drinking Water		Yes No Field						Buffer	
											10%H2SO4	
											10%NH4OH	
											NH4OH(conc)	
		7199 218.6 RL 218.6 LL 218.7	Water Drinking Water		Yes No Field						Buffer	
											10%H2SO4	
											10%NH4OH	
											NH4OH(conc)	
		7199 218.6 RL 218.6 LL 218.7	Water Drinking Water		Yes No Field						Buffer	
											10%H2SO4	
											10%NH4OH	
											NH4OH(conc)	
		7199 218.6 RL 218.6 LL 218.7	Water Drinking Water		Yes No Field						Buffer	
											10%H2SO4	
											10%NH4OH	
											NH4OH(conc)	
		7199 218.6 RL 218.6 LL 218.7	Water Drinking Water		Yes No Field						Buffer	
											10%H2SO4	
											10%NH4OH	
											NH4OH(conc)	
		7199 218.6 RL 218.6 LL 218.7	Water Drinking Water		Yes No Field			1			Buffer	
											10%H2SO4	
											10%NH4OH	
											NH4OH(conc)	
		7199 218.6 RL 218.6 LL 218.7	Water Drinking Water		Yes No Field						Buffer	
											10%H2SO4	
											10%NH4OH	
											NH4OH(conc)	
		7199 218.6 RL 218.6 LL 218.7	Water Drinking Water		Yes No Field						Buffer	
											10%H2SO4	
											10%NH4OH	
											NH4OH(conc)	

	Drinking water 218.7	Drinking water 218.6	Non-Pot Water 218.6	Water 7199
Filter	No	Required	Required	Optional
pH	>8.0	9.0-9.5	9.3-9.7	unpreserved - adjust to 9.0-9.5
Res Chlorine	<0.1 mg/L	NA	NA	NA
Holding Time	14 days	5 days	28 days	24 hours

Analytical Results Summary

Instrument Name: R-IC-08 **Analyst:** CWOODS **Analysis Lot:** 386056 **Method/Testcode:** 218.6 LL/Cr6 D LL

Lab Code	Target Analytes	QC	Parent Sample	Matrix	Raw Result	Sample Amt.	Final Result	Dil	MDL	PQL	% Rec	% RSD	Date Analyzed	QC?	Tier
RQ1402994-03	Chromium, Hexavalent, Dissolved	CCV		Water	0.48 ppb	10 mL	0.476 ppb	1					3/31/14 09:59:00	N	IV
RQ1402994-06	Chromium, Hexavalent, Dissolved	CCB		Water	0.00 ppb	10 mL	0.020 µg/L U	1	0.010	0.020			3/31/14 10:07:00	N	IV
RQ1402994-09	Chromium, Hexavalent, Dissolved	MB		Water	0.00 ppb	10 mL	0.020 µg/L U	1	0.010	0.020			3/31/14 10:07:00	N	IV
RQ1402994-10	Chromium, Hexavalent, Dissolved	LCS		Water	0.19 ppb	10 mL	0.194 µg/L	1	0.010	0.020	97		3/31/14 10:16:00	N	IV
R1402173-001	Chromium, Hexavalent, Dissolved	N/A		Water	0.03 ppb	10 mL	0.062 µg/L	2	0.020	0.040			3/31/14 10:37:00	N	IV
R1402173-002	Chromium, Hexavalent, Dissolved	N/A		Water	0.04 ppb	10 mL	0.075 µg/L	2	0.020	0.040			3/31/14 10:46:00	N	IV
R1402173-003	Chromium, Hexavalent, Dissolved	N/A		Water	0.03 ppb	10 mL	0.059 µg/L	2	0.020	0.040			3/31/14 10:55:00	N	IV
R1402173-021	Chromium, Hexavalent, Dissolved	N/A		Water	0.03 ppb	10 mL	0.062 µg/L	2	0.020	0.040			3/31/14 11:12:00	N	IV
R1402173-022	Chromium, Hexavalent, Dissolved	N/A		Water	0.03 ppb	10 mL	0.063 µg/L	2	0.020	0.040			3/31/14 11:20:00	N	IV
R1402173-023	Chromium, Hexavalent, Dissolved	N/A		Water	0.04 ppb	10 mL	0.077 µg/L	2	0.020	0.040			3/31/14 11:29:00	N	IV
R1402173-024	Chromium, Hexavalent, Dissolved	N/A		Water	0.03 ppb	10 mL	0.068 µg/L	2	0.020	0.040			3/31/14 11:37:00	N	IV
RQ1402994-01	Chromium, Hexavalent, Dissolved	MS	R1402173-024	Water	0.23 ppb	10 mL	0.461 µg/L	2	0.020	0.040	99		3/31/14 11:46:00	N	IV
RQ1402994-04	Chromium, Hexavalent, Dissolved	CCV		Water	0.48 ppb	10 mL	0.484 ppb	1					3/31/14 11:55:00	N	IV
RQ1402994-07	Chromium, Hexavalent, Dissolved	CCB		Water	0.00 ppb	10 mL	0.020 µg/L U	1	0.010	0.020			3/31/14 12:04:00	N	IV
RQ1402994-02	Chromium, Hexavalent, Dissolved	DMS	R1402173-024	Water	0.23 ppb	10 mL	0.466 µg/L	2	0.020	0.040	100	1	3/31/14 12:13:00	N	IV
R1402173-004	Chromium, Hexavalent, Dissolved	N/A		Water	0.03 ppb	10 mL	0.067 µg/L	2	0.020	0.040			3/31/14 12:23:00	N	IV
RQ1402994-05	Chromium, Hexavalent, Dissolved	CCV		Water	0.48 ppb	10 mL	0.483 ppb	1					3/31/14 13:45:00	N	IV
RQ1402994-08	Chromium, Hexavalent, Dissolved	CCB		Water	0.00 ppb	10 mL	0.020 µg/L U	1	0.010	0.020			3/31/14 13:57:00	N	IV

Q0151

Reviewed & Approved
By: CB
Date: 3/31/14

# indicates Final Result is not yet adjusted for Solids because it has not yet been determined.

03-31-14 IC#8 218.6LL Analyst: CWoods Rpts: Barney Peeb

Injection Number	Injection Name	Type	Level	Processing Method	Inject Time	Dilution	Comment
1	STANDARD 1	Calibration Standard	01	8-032814LL	28/03/14 09:48	1.0	218.6 LL
2	STANDARD 2	Calibration Standard	02	8-032814LL	28/03/14 09:56	1.0	218.6 LL
3	STANDARD 3	Calibration Standard	03	8-032814LL	28/03/14 10:05	1.0	218.6 LL
4	STANDARD 4	Calibration Standard	04	8-032814LL	28/03/14 10:13	1.0	218.6 LL
5	STANDARD 5	Calibration Standard	05	8-032814LL	28/03/14 10:22	1.0	218.6 LL
6	STANDARD 6	Calibration Standard	06	8-032814LL	28/03/14 10:30	1.0	218.6 LL
7	STANDARD 7	Calibration Standard	07	8-032814LL	28/03/14 10:39	1.0	218.6 LL
8	CCV	Unknown		8-032814LL	31/03/14 09:59	1.0	218.6 LL
9	CCB	Unknown		8-032814LL	31/03/14 10:07	1.0	218.6 LL
10	LCS	Unknown		8-032814LL	31/03/14 10:16	1.0	218.6 LL
11	R1402173-001	Unknown		8-032814LL	31/03/14 10:37	2.0	218.6 LL
12	R1402173-002	Unknown		8-032814LL	31/03/14 10:46	2.0	218.6 LL
13	R1402173-003	Unknown		8-032814LL	31/03/14 10:55	2.0	218.6 LL
14	R1402173-004	Unknown		8-032814LL	31/03/14 11:03	2.0	218.6 LL
15	R1402173-021	Unknown		8-032814LL	31/03/14 11:12	2.0	218.6 LL
16	R1402173-022	Unknown		8-032814LL	31/03/14 11:20	2.0	218.6 LL
17	R1402173-023	Unknown		8-032814LL	31/03/14 11:29	2.0	218.6 LL
18	R1402173-024	Unknown		8-032814LL	31/03/14 11:37	2.0	218.6 LL
19	R1402173-024 MS	Unknown		8-032814LL	31/03/14 11:46	2.0	218.6 LL
20	CCV	Unknown		8-032814LL	31/03/14 11:55	1.0	218.6 LL
21	CCB	Unknown		8-032814LL	31/03/14 12:04	1.0	218.6 LL
22	R1402173-024 MSD	Unknown		8-032814LL	31/03/14 12:13	2.0	218.6 LL
23	R1402173-004 REPEAT	Unknown		8-032814LL	31/03/14 12:23	2.0	218.6 LL
24	R1402198-009	Unknown		8-032814LL	31/03/14 12:37	1.0	218.6 LL
25	R1402198-013	Unknown		8-032814LL	31/03/14 12:45	1.0	218.6 LL
26	R1402198-001	Unknown		8-032814LL	31/03/14 12:54	1.0	218.6 LL
27	R1402198-002	Unknown		8-032814LL	31/03/14 13:03	1.0	218.6 LL
28	R1402198-003	Unknown		8-032814LL	31/03/14 13:11	1.0	218.6 LL
29	R1402198-004	Unknown		8-032814LL	31/03/14 13:20	1.0	218.6 LL
30	R1402198-005	Unknown		8-032814LL	31/03/14 13:28	1.0	218.6 LL
31	R1402198-006	Unknown		8-032814LL	31/03/14 13:37	1.0	218.6 LL
32	CCV	Unknown		8-032814LL	31/03/14 13:45	1.0	218.6 LL
33	CCB	Unknown		8-032814LL	31/03/14 13:57	1.0	218.6 LL
34	LCS	Unknown		8-032814LL	31/03/14 14:06	1.0	218.6 LL
35	R1402198-007	Unknown		8-032814LL	31/03/14 14:14	1.0	218.6 LL

R2173
1 copy

00152

Reviewed & Approved
By: CK
Date: 4/3/14

36	R1402198-008	Unknown	8-032814LL	31/03/14 14:23	1.0	218.6 LL
37	R1402198-010	Unknown	8-032814LL	31/03/14 14:31	1.0	218.6 LL
38	R1402198-011	Unknown	8-032814LL	31/03/14 14:40	1.0	218.6 LL
39	R1402198-012	Unknown	8-032814LL	31/03/14 14:48	1.0	218.6 LL
40	R1402198-009 REPEAT	Unknown	8-032814LL	31/03/14 15:06	1.0	218.6 LL
41	R1402198-009	Unknown	8-032814LL	31/03/14 15:17	2.0	218.6 LL
42	R1402198-001	Unknown	8-032814LL	31/03/14 15:26	4.0	218.6 LL
43	R1402198-001 MS	Unknown	8-032814LL	31/03/14 15:35	4.0	218.6 LL
44	CCV	Unknown	8-032814LL	31/03/14 15:43	4.0	218.6 LL
45	CCB	Unknown	8-032814LL	31/03/14 15:53	4.0	218.6 LL
46	R1402198-001 MSD	Unknown	8-032814LL	31/03/14 16:02	4.0	218.6 LL
47	R1402198-002	Unknown	8-032814LL	31/03/14 16:11	6.0	218.6 LL
48	CCV	Unknown	8-032814LL	31/03/14 16:20	1.0	218.6 LL
49	CCB	Unknown	8-032814LL	31/03/14 16:29	1.0	218.6 LL

APPENDIX C—CHEMICAL RESULTS DATA TABLE

Table C-1

Chemical Results for Surface Water Samples-March 2014
Frog Mortar Creek
Lockheed Martin, Martin State Airport, Middle River, Maryland

LOCATION	EL-SW01A	EL-SW01B	EL-SW01C	EL-SW01D	MSA-SW-37A	MSA-SW-37B	MSA-SW-37C
SAMPLE ID	EL-SW01A-032714	EL-SW01B-032714	EL-SW01C-032714	EL-SW01D-032714	MSA-SW37A-032714	MSA-SW37B-032714	MSA-SW37C-032714
SAMPLE DATE	3/27/2014	3/27/2014	3/27/2014	3/27/2014	3/27/2014	3/27/2014	3/27/2014
DISSOLVED METALS (UG/L)							
ANTIMONY	NA	NA	NA	NA	0.89 U	0.4 U	0.29 U
ARSENIC	NA	NA	NA	NA	1.5 J	1.4 J	1.5 J
BARIUM	NA	NA	NA	NA	42	37	36
BERYLLIUM	NA	NA	NA	NA	0.072 J	0.058 J	0.049 J
CADMIUM	NA	NA	NA	NA	0.6 J	0.46 J	0.34 J
CHROMIUM	NA	NA	NA	NA	0.43 U	0.25 U	0.27 U
COBALT	NA	NA	NA	NA	1.3	0.85 J	0.64 J
COPPER	NA	NA	NA	NA	4.1	4.2	3.6
LEAD	NA	NA	NA	NA	0.14 U	0.14 U	0.14 U
MERCURY	NA	NA	NA	NA	0.12 U	0.12 U	0.12 U
MOLYBDENUM	NA	NA	NA	NA	1.8 J	1.4 J	1.3 J
NICKEL	NA	NA	NA	NA	4.4	3.9	4
SELENIUM	NA	NA	NA	NA	1.2 J	1.3 J	1.1 J
SILVER	NA	NA	NA	NA	0.018 U	0.0083 U	0.0083 U
THALLIUM	NA	NA	NA	NA	0.4 U	0.4 U	0.4 U
TUNGSTEN	NA	NA	NA	NA	1.1 U	0.27 U	0.16 U
VANADIUM	NA	NA	NA	NA	1.3 U	1.5 J	1.7 J
ZINC	NA	NA	NA	NA	16 U	13 U	12 U
MISCELLANEOUS PARAMETERS							
CALCIUM HARDNESS AS CACO3 (MG/L)	NA	NA	NA	NA	180	160	160
HARDNESS AS CACO3 (MG/L)	NA	NA	NA	NA	830	760	760
MAGNESIUM HARDNESS AS CACO3 (MG/L)	NA	NA	NA	NA	660	590	600
HEXAVALENT CHROMIUM (UG/L)	NA	NA	NA	NA	0.058 J	0.079 J	0.076 J
VOLATILES (UG/L)							
1,1,1,2-TETRACHLOROETHANE	0.23 U	0.23 U	0.23 U	0.23 U	0.23 U	0.23 U	0.23 U
1,1,1-TRICHLOROETHANE	0.22 U	0.22 U	0.22 U	0.22 U	0.22 U	0.22 U	0.22 U
1,1,2,2-TETRACHLOROETHANE	0.18 UJ	0.18 UJ	0.18 UJ	0.18 UJ	0.18 UJ	0.18 UJ	0.18 UJ
1,1,2-TRICHLOROTRIFLUOROETHANE	0.28 U	0.28 U	0.28 U	0.28 U	0.28 U	0.28 U	0.28 U
1,1-DICHLOROETHANE	0.15 U	0.15 U	0.15 U	0.15 U	0.15 U	0.15 U	0.15 U
1,1-DICHLOROETHENE	0.19 U	0.19 U	0.19 U	0.19 U	0.19 U	0.19 U	0.19 U
1,1-DICHLOROPROPENE	0.13 U	0.13 U	0.13 U	0.13 U	0.13 U	0.13 U	0.13 U
1,2,3-TRICHLOROBENZENE	0.17 U	0.17 U	0.17 U	0.17 U	0.17 U	0.17 U	0.17 U
1,2,3-TRICHLOROPROPANE	0.43 UJ	0.43 UJ	0.43 UJ	0.43 UJ	0.43 U	0.43 U	0.43 U
1,2,3-TRIMETHYLBENZENE	0.0059 U	0.0059 U	0.0059 U	0.0059 U	0.0059 U	0.0059 U	0.0059 U
1,2,4-TRICHLOROBENZENE	0.15 U	0.15 U	0.15 U	0.15 U	0.15 U	0.15 U	0.15 U
1,2,4-TRIMETHYLBENZENE	0.12 U	0.12 U	0.12 U	0.12 U	0.12 U	0.12 U	0.12 U
1,2-DIBROMO-3-CHLOROPROPANE	0.67 U	0.67 U	0.67 U	0.67 U	0.67 U	0.67 U	0.67 U
1,2-DIBROMOETHANE	0.24 U	0.24 U	0.24 U	0.24 U	0.24 U	0.24 U	0.24 U
1,2-DICHLOROBENZENE	0.13 U	0.13 U	0.13 U	0.13 U	0.13 U	0.13 U	0.13 U
1,2-DICHLOROETHANE	0.22 U	0.22 U	0.22 U	0.22 U	0.22 U	0.22 U	0.22 U

Table C-1

Chemical Results for Surface Water Samples-March 2014
Frog Mortar Creek
Lockheed Martin, Martin State Airport, Middle River, Maryland
Page 2 of 19

LOCATION	EL-SW01A	EL-SW01B	EL-SW01C	EL-SW01D	MSA-SW-37A	MSA-SW-37B	MSA-SW-37C
SAMPLE ID	EL-SW01A-032714	EL-SW01B-032714	EL-SW01C-032714	EL-SW01D-032714	MSA-SW37A-032714	MSA-SW37B-032714	MSA-SW37C-032714
SAMPLE DATE	3/27/2014	3/27/2014	3/27/2014	3/27/2014	3/27/2014	3/27/2014	3/27/2014
1,2-DICHLOROPROPANE	0.18 U	0.18 U	0.18 U	0.18 U	0.18 U	0.18 U	0.18 U
1,3-DICHLOROBENZENE	0.14 U	0.14 U	0.14 U	0.14 U	0.14 U	0.14 U	0.14 U
1,3-DICHLOROPROPANE	0.16 U	0.16 U	0.16 U	0.16 U	0.16 U	0.16 U	0.16 U
1,4-DICHLOROBENZENE	0.13 U	0.13 U	0.13 U	0.13 U	0.13 U	0.13 U	0.13 U
2,2-DICHLOROPROPANE	0.13 U	0.13 U	0.13 U	0.13 U	0.13 U	0.13 U	0.13 U
2-BUTANONE	0.57 UJ	0.57 UJ	0.57 UJ	0.57 UJ	0.57 UJ	0.57 UJ	0.57 UJ
2-CHLOROETHYL VINYL ETHER	0.99 U	0.99 U	0.99 U	0.99 U	0.99 UR	0.99 U	0.99 U
2-CHLOROTOLUENE	0.11 U	0.11 U	0.11 U	0.11 U	0.11 U	0.11 U	0.11 U
2-HEXANONE	0.41 UJ	0.41 UJ	0.41 UJ	0.41 UJ	0.41 UJ	0.41 UJ	0.41 UJ
4-CHLOROTOLUENE	0.18 U	0.18 U	0.18 U	0.18 U	0.18 U	0.18 U	0.18 U
4-ISOPROPYLTOLUENE	0.12 U	0.12 U	0.12 U	0.12 U	0.12 U	0.12 U	0.12 U
4-METHYL-2-PENTANONE	0.32 UJ	0.32 UJ	0.32 UJ	0.32 UJ	0.32 U	0.32 U	0.32 U
ACETONE	1.6 J	1.9 J	1.2 J	1.3 J	1.1 U	1.4 J	1.1 U
BENZENE	0.13 U	0.13 U	0.13 U	0.13 U	0.13 U	0.13 U	0.13 U
BROMOBENZENE	0.13 U	0.13 U	0.13 U	0.13 U	0.13 U	0.13 U	0.13 U
BROMOCHLOROMETHANE	0.29 U	0.29 U	0.29 U	0.29 U	0.29 U	0.29 U	0.29 U
BROMODICHLOROMETHANE	0.15 U	0.15 U	0.15 U	0.15 U	0.15 U	0.15 U	0.15 U
BROMOFORM	0.64 U	0.64 U	0.64 U	0.64 U	0.64 U	0.64 U	0.64 U
BROMOMETHANE	0.41 U	0.41 U	0.41 U	0.41 U	0.41 U	0.41 U	0.41 U
CARBON DISULFIDE	0.13 U	0.18 J	0.13 U	0.13 U	0.13 U	0.13 U	0.13 U
CARBON TETRACHLORIDE	0.13 U	0.13 U	0.13 U	0.13 U	0.13 U	0.13 U	0.13 U
CHLOROBENZENE	0.15 U	0.15 U	0.15 U	0.15 U	0.15 U	0.15 U	0.15 U
CHLORODIBROMOMETHANE	0.18 U	0.18 U	0.18 U	0.18 U	0.18 U	0.18 U	0.18 U
CHLOROETHANE	0.29 UJ	0.29 UJ	0.29 UJ	0.29 UJ	0.29 UJ	0.29 UJ	0.29 UJ
CHLOROFORM	0.16 U	0.16 U	0.16 U	0.16 U	0.16 U	0.16 U	0.16 U
CHLOROMETHANE	0.3 UJ	0.3 UJ	0.3 UJ	0.3 UJ	0.3 UJ	0.3 UJ	0.3 UJ
CIS-1,2-DICHLOROETHENE	0.17 U	0.17 U	0.17 U	0.17 U	7	2.8	1.3
CIS-1,3-DICHLOROPROPENE	0.14 U	0.14 U	0.14 U	0.14 U	0.14 U	0.14 U	0.14 U
DIBROMOMETHANE	0.28 U	0.28 U	0.28 U	0.28 U	0.28 U	0.28 U	0.28 U
DICHLORODIFLUOROMETHANE	0.31 U	0.31 U	0.31 U	0.31 U	0.31 U	0.31 U	0.31 U
DIISOPROPYL ETHER	1.5 U	1.5 U	1.5 U	1.5 U	1.5 U	1.5 U	1.5 U
ETHYL TERT-BUTYL ETHER	0.11 UJ	0.11 UJ	0.11 UJ	0.11 UJ	0.11 U	0.11 U	0.11 U
ETHYLBENZENE	0.17 U	0.17 U	0.17 U	0.17 U	0.17 U	0.17 U	0.17 U
HEXACHLOROBUTADIENE	0.3 U	0.3 U	0.3 U	0.3 U	0.3 U	0.3 U	0.3 U
ISOPROPYLBENZENE	0.13 U	0.13 U	0.13 U	0.13 U	0.13 U	0.13 U	0.13 U
M+P-XYLENES	0.24 U	0.24 U	0.24 U	0.24 U	0.35 J	0.24 U	0.24 U
METHYL TERT-BUTYL ETHER	0.17 U	0.17 U	0.17 U	0.17 U	0.17 U	0.17 U	0.17 U
METHYLENE CHLORIDE	0.33 U	0.33 U	0.33 U	0.33 U	0.33 U	0.33 U	0.33 U
NAPHTHALENE	0.24 UJ	0.24 UJ	0.24 UJ	0.24 UJ	0.24 U	0.24 U	0.24 U
N-BUTYLBENZENE	0.12 U	0.12 U	0.12 U	0.12 U	0.12 U	0.12 U	0.12 U
N-PROPYLBENZENE	0.14 U	0.14 U	0.14 U	0.14 U	0.14 U	0.14 U	0.14 U

Table C-1

Chemical Results for Surface Water Samples-March 2014
Frog Mortar Creek
Lockheed Martin, Martin State Airport, Middle River, Maryland

LOCATION	EL-SW01A	EL-SW01B	EL-SW01C	EL-SW01D	MSA-SW-37A	MSA-SW-37B	MSA-SW-37C
SAMPLE ID	EL-SW01A-032714	EL-SW01B-032714	EL-SW01C-032714	EL-SW01D-032714	MSA-SW37A-032714	MSA-SW37B-032714	MSA-SW37C-032714
SAMPLE DATE	3/27/2014	3/27/2014	3/27/2014	3/27/2014	3/27/2014	3/27/2014	3/27/2014
O-XYLENE	0.14 U	0.14 U	0.14 U	0.14 U	0.14 U	0.14 U	0.14 U
SEC-BUTYLBENZENE	0.13 U	0.13 U	0.13 U	0.13 U	0.13 U	0.13 U	0.13 U
STYRENE	0.11 U	0.11 U	0.11 U	0.11 U	0.11 U	0.11 U	0.11 U
TERT-AMYL METHYL ETHER	0.067 U	0.067 U	0.067 U	0.067 U	0.067 U	0.067 U	0.067 U
TERT-BUTYLBENZENE	0.13 U	0.13 U	0.13 U	0.13 U	0.13 U	0.13 U	0.13 U
TERTIARY-BUTYL ALCOHOL	3.9 UJ	3.9 UJ	3.9 UJ	3.9 UJ	3.9 UJ	3.9 UJ	3.9 UJ
TETRACHLOROETHENE	0.29 U	0.29 U	0.29 U	0.29 U	0.29 U	0.29 U	0.29 U
TOLUENE	0.13 U	0.13 U	0.13 U	0.13 U	0.13 U	0.13 U	0.13 U
TOTAL XYLENES	0.14 U	0.14 U	0.14 U	0.14 U	0.35 J	0.14 U	0.14 U
TRANS-1,2-DICHLOROETHENE	0.19 U	0.19 U	0.19 U	0.19 U	0.19 U	0.19 U	0.19 U
TRANS-1,3-DICHLOROPROPENE	0.19 UJ	0.19 UJ	0.19 UJ	0.19 UJ	0.19 U	0.19 U	0.19 U
TRICHLOROETHENE	0.86 J	0.98 J	1	1.1	13	6	3
TRICHLOROFLUOROMETHANE	0.21 U	0.21 U	0.21 U	0.21 U	0.21 U	0.21 U	0.21 U
VINYL ACETATE	0.19 UJ	0.19 UJ	0.19 UJ	0.19 UJ	0.19 U	0.19 U	0.19 U
VINYL CHLORIDE	0.22 U	0.22 U	0.22 U	0.22 U	1.9	0.57	0.25 J

Table C-1

Chemical Results for Surface Water Samples-March 2014
Frog Mortar Creek
Lockheed Martin, Martin State Airport, Middle River, Maryland
Page 4 of 19

LOCATION	MSA-SW-37D	MSA-SW-38A	MSA-SW-38B	MSA-SW-38C	MSA-SW-38D	MSA-SW-39A	MSA-SW-39B
SAMPLE ID	MSA-SW37D-032714	MSA-SW38A-032714	MSA-SW38B-032714	MSA-SW38C-032714	MSA-SW38D-032714	MSA-SW39A-032714	MSA-SW39B-032714
SAMPLE DATE	3/27/2014	3/27/2014	3/27/2014	3/27/2014	3/27/2014	3/27/2014	3/27/2014
DISSOLVED METALS (UG/L)							
ANTIMONY	0.41 U	0.26 U	0.23 U	0.23 U	0.19 U	0.19 U	0.15 U
ARSENIC	1.5 J	1.6 J	1.6 J	1.7 J	1.7 J	1.6 J	1.4 J
BARIUM	37	38	37	38	38	34	30
BERYLLIUM	0.048 J	0.063 J	0.031 U	0.031 U	0.031 U	0.031 U	0.031 U
CADMIUM	0.34 J	0.48 J	0.34 J	0.34 J	0.32 J	0.15 J	0.15 J
CHROMIUM	0.56 U	0.28 U	0.3 U	0.27 U	0.28 U	0.24 U	2
COBALT	0.5 J	2.5	0.7 J	0.51 J	0.46 J	0.4 J	0.23 J
COPPER	4.1	3.8	3.9	3.8	3.7	2.9	2.5
LEAD	0.33 J	0.14 U	0.14 U	0.14 U	0.14 U	0.14 U	0.14 U
MERCURY	0.12 U	0.12 U	0.12 U	0.12 U	0.12 U	0.12 U	0.12 U
MOLYBDENUM	1.4 J	1.5 J	1.5 J	1.5 J	1.5 J	1.5 J	1.4 J
NICKEL	1.9 J	6.4	3.3	2.3	4.3	3.4	2.5
SELENIUM	1 J	1 J	1.2 J	1 J	1.1 J	1.2 J	1 J
SILVER	0.0083 U	0.0083 U	0.0083 U	0.0083 U	0.0083 U	0.0083 U	0.0083 U
THALLIUM	0.4 U	0.4 U	0.4 U	0.4 U	0.4 U	0.4 U	0.4 U
TUNGSTEN	0.24 U	0.12 U	0.085 U	0.086 U	0.078 U	0.067 U	0.087 U
VANADIUM	1.7 J	2 J	2.2 J	2.1 J	2.2 J	2.2 J	2 J
ZINC	11 U	15 U	13 U	11 U	10 U	7.9 U	5.7 U
MISCELLANEOUS PARAMETERS							
CALCIUM HARDNESS AS CACO3 (MG/L)	160	180	170	170	180	180	160
HARDNESS AS CACO3 (MG/L)	760	820	820	810	830	830	740
MAGNESIUM HARDNESS AS CACO3 (MG/L)	600	640	650	640	660	660	580
HEXAVALENT CHROMIUM (UG/L)	0.085 J	0.055	0.069	0.08	0.063	0.092	0.074
VOLATILES (UG/L)							
1,1,1,2-TETRACHLOROETHANE	0.23 U	0.23 U	0.23 U	0.23 U	0.23 U	0.23 U	0.23 U
1,1,1-TRICHLOROETHANE	0.22 U	0.22 U	0.22 U	0.22 U	0.22 U	0.22 U	0.22 U
1,1,2,2-TETRACHLOROETHANE	0.18 UJ	0.18 UJ	0.18 UJ	0.18 UJ	0.18 UJ	0.18 UJ	0.18 UJ
1,1,2-TRICHLOROTRIFLUOROETHANE	0.28 U	0.28 U	0.28 U	0.28 U	0.28 U	0.28 U	0.28 U
1,1-DICHLOROETHANE	0.15 U	0.15 U	0.15 U	0.15 U	0.15 U	0.15 U	0.15 U
1,1-DICHLOROETHENE	0.19 U	0.19 U	0.19 U	0.19 U	0.19 U	0.19 U	0.19 U
1,1-DICHLOROPROPENE	0.13 U	0.13 U	0.13 U	0.13 U	0.13 U	0.13 U	0.13 U
1,2,3-TRICHLOROBENZENE	0.17 U	0.17 U	0.17 U	0.17 U	0.17 U	0.17 U	0.17 U
1,2,3-TRICHLOROPROPANE	0.43 U	0.43 U	0.43 U	0.43 U	0.43 U	0.43 U	0.43 U
1,2,3-TRIMETHYLBENZENE	0.0059 U	0.0059 U	0.0059 U	0.0059 U	0.0059 U	0.0059 U	0.0059 U
1,2,4-TRICHLOROBENZENE	0.15 U	0.15 U	0.15 U	0.15 U	0.15 U	0.15 U	0.15 U
1,2,4-TRIMETHYLBENZENE	0.12 U	0.12 U	0.12 U	0.12 U	0.12 U	0.12 U	0.12 U
1,2-DIBROMO-3-CHLOROPROPANE	0.67 U	0.67 U	0.67 U	0.67 U	0.67 U	0.67 U	0.67 U
1,2-DIBROMOETHANE	0.24 U	0.24 U	0.24 U	0.24 U	0.24 U	0.24 U	0.24 U
1,2-DICHLOROBENZENE	0.13 U	0.13 U	0.13 U	0.13 U	0.13 U	0.13 U	0.13 U
1,2-DICHLOROETHANE	0.22 U	0.22 U	0.22 U	0.22 U	0.22 U	0.22 U	0.22 U

Table C-1

Chemical Results for Surface Water Samples-March 2014
Frog Mortar Creek
Lockheed Martin, Martin State Airport, Middle River, Maryland
Page 5 of 19

LOCATION	MSA-SW-37D	MSA-SW-38A	MSA-SW-38B	MSA-SW-38C	MSA-SW-38D	MSA-SW-39A	MSA-SW-39B
SAMPLE ID	MSA-SW37D-032714	MSA-SW38A-032714	MSA-SW38B-032714	MSA-SW38C-032714	MSA-SW38D-032714	MSA-SW39A-032714	MSA-SW39B-032714
SAMPLE DATE	3/27/2014	3/27/2014	3/27/2014	3/27/2014	3/27/2014	3/27/2014	3/27/2014
1,2-DICHLOROPROPANE	0.18 U	0.18 U	0.18 U	0.18 U	0.18 U	0.18 U	0.18 U
1,3-DICHLOROBENZENE	0.14 U	0.14 U	0.14 U	0.14 U	0.14 U	0.14 U	0.14 U
1,3-DICHLOROPROPANE	0.16 U	0.16 U	0.16 U	0.16 U	0.16 U	0.16 U	0.16 U
1,4-DICHLOROBENZENE	0.13 U	0.13 U	0.13 U	0.13 U	0.13 U	0.13 U	0.13 U
2,2-DICHLOROPROPANE	0.13 U	0.13 U	0.13 U	0.13 U	0.13 U	0.13 U	0.13 U
2-BUTANONE	0.57 UJ	0.57 UJ	0.57 UJ	0.57 UJ	0.57 UJ	0.57 UJ	0.57 UJ
2-CHLOROETHYL VINYL ETHER	0.99 U	0.99 U	0.99 U	0.99 U	0.99 U	0.99 U	0.99 U
2-CHLOROTOLUENE	0.11 U	0.11 U	0.11 U	0.11 U	0.11 U	0.11 U	0.11 U
2-HEXANONE	0.41 UJ	0.41 UJ	0.41 UJ	0.41 UJ	0.41 UJ	0.41 UJ	0.41 UJ
4-CHLOROTOLUENE	0.18 U	0.18 U	0.18 U	0.18 U	0.18 U	0.18 U	0.18 U
4-ISOPROPYLTOLUENE	0.12 U	0.12 U	0.12 U	0.12 U	0.12 U	0.12 U	0.12 U
4-METHYL-2-PENTANONE	0.32 U	0.32 U	0.32 U	0.32 U	0.32 U	0.32 U	0.32 U
ACETONE	1.1 U	1.6 J	1.1 J	1.1 U	1.1 U	2.1 J	2.2 J
BENZENE	0.13 U	0.13 U	0.13 U	0.13 U	0.13 U	0.13 U	0.13 U
BROMOBENZENE	0.13 U	0.13 U	0.13 U	0.13 U	0.13 U	0.13 U	0.13 U
BROMOCHLOROMETHANE	0.29 U	0.29 U	0.29 U	0.29 U	0.29 U	0.29 U	0.29 U
BROMODICHLOROMETHANE	0.15 U	0.15 U	0.15 U	0.15 U	0.15 U	0.15 U	0.15 U
BROMOFORM	0.64 U	0.64 U	0.64 U	0.64 U	0.64 U	0.64 U	0.64 U
BROMOMETHANE	0.41 U	0.41 U	0.41 U	0.41 U	0.41 U	0.41 U	0.41 U
CARBON DISULFIDE	0.13 U	0.13 U	0.13 U	0.13 U	0.13 U	0.13 U	0.13 U
CARBON TETRACHLORIDE	0.13 U	0.13 U	0.13 U	0.13 U	0.13 U	0.13 U	0.13 U
CHLOROBENZENE	0.15 U	0.15 U	0.15 U	0.15 U	0.15 U	0.15 U	0.15 U
CHLORODIBROMOMETHANE	0.18 U	0.18 U	0.18 U	0.18 U	0.18 U	0.18 U	0.18 U
CHLOROETHANE	0.29 UJ	0.29 UJ	0.29 UJ	0.29 UJ	0.29 UJ	0.29 UJ	0.29 UJ
CHLOROFORM	0.16 U	0.16 U	0.16 U	0.16 U	0.16 U	0.16 U	0.16 U
CHLOROMETHANE	0.3 UJ	0.3 UJ	0.3 UJ	0.3 UJ	0.3 UJ	0.3 UJ	0.3 UJ
CIS-1,2-DICHLOROETHENE	0.84 J	3.9	0.94 J	0.17 U	0.17 U	0.17 U	0.17 U
CIS-1,3-DICHLOROPROPENE	0.14 U	0.14 U	0.14 U	0.14 U	0.14 U	0.14 U	0.14 U
DIBROMOMETHANE	0.28 U	0.28 U	0.28 U	0.28 U	0.28 U	0.28 U	0.28 U
DICHLORODIFLUOROMETHANE	0.31 U	0.31 U	0.31 U	0.31 U	0.31 U	0.31 U	0.31 U
DIISOPROPYL ETHER	1.5 U	1.5 U	1.5 U	1.5 U	1.5 U	1.5 U	1.5 U
ETHYL TERT-BUTYL ETHER	0.11 U	0.11 U	0.11 U	0.11 U	0.11 U	0.11 U	0.11 U
ETHYLBENZENE	0.17 U	0.17 U	0.17 U	0.17 U	0.17 U	0.17 U	0.17 U
HEXACHLOROBUTADIENE	0.3 U	0.3 U	0.3 U	0.3 U	0.3 U	0.3 U	0.3 U
ISOPROPYLBENZENE	0.13 U	0.13 U	0.13 U	0.13 U	0.13 U	0.13 U	0.13 U
M+P-XYLENES	0.24 U	1.1 J	0.24 U	0.24 U	0.24 U	0.24 U	0.24 U
METHYL TERT-BUTYL ETHER	0.17 U	0.17 U	0.17 U	0.17 U	0.17 U	0.17 U	0.17 U
METHYLENE CHLORIDE	0.33 U	0.33 U	0.33 U	0.33 U	0.33 U	0.33 U	0.33 U
NAPHTHALENE	0.24 U	0.24 U	0.24 U	0.24 U	0.24 U	0.24 U	0.24 U
N-BUTYLBENZENE	0.12 U	0.12 U	0.12 U	0.12 U	0.12 U	0.12 U	0.12 U
N-PROPYLBENZENE	0.14 U	0.14 U	0.14 U	0.14 U	0.14 U	0.14 U	0.14 U

Table C-1

Chemical Results for Surface Water Samples-March 2014
Frog Mortar Creek
Lockheed Martin, Martin State Airport, Middle River, Maryland
Page 6 of 19

LOCATION	MSA-SW-37D	MSA-SW-38A	MSA-SW-38B	MSA-SW-38C	MSA-SW-38D	MSA-SW-39A	MSA-SW-39B
SAMPLE ID	MSA-SW37D-032714	MSA-SW38A-032714	MSA-SW38B-032714	MSA-SW38C-032714	MSA-SW38D-032714	MSA-SW39A-032714	MSA-SW39B-032714
SAMPLE DATE	3/27/2014	3/27/2014	3/27/2014	3/27/2014	3/27/2014	3/27/2014	3/27/2014
O-XYLENE	0.14 U	0.2 J	0.14 U	0.14 U	0.14 U	0.14 U	0.14 U
SEC-BUTYLBENZENE	0.13 U	0.13 U	0.13 U	0.13 U	0.13 U	0.13 U	0.13 U
STYRENE	0.11 U	0.11 U	0.11 U	0.11 U	0.11 U	0.11 U	0.11 U
TERT-AMYL METHYL ETHER	0.067 U	0.067 U	0.067 U	0.067 U	0.067 U	0.067 U	0.067 U
TERT-BUTYLBENZENE	0.13 U	0.13 U	0.13 U	0.13 U	0.13 U	0.13 U	0.13 U
TERTIARY-BUTYL ALCOHOL	3.9 UJ	3.9 UJ	3.9 UJ	3.9 UJ	3.9 UJ	3.9 UJ	3.9 UJ
TETRACHLOROETHENE	0.29 U	0.29 U	0.29 U	0.29 U	0.29 U	0.29 U	0.29 U
TOLUENE	0.13 U	0.13 U	0.13 U	0.13 U	0.13 U	0.13 U	0.13 U
TOTAL XYLENES	0.14 U	1.3 J	0.14 U	0.14 U	0.14 U	0.14 U	0.14 U
TRANS-1,2-DICHLOROETHENE	0.19 U	0.19 U	0.19 U	0.19 U	0.19 U	0.19 U	0.19 U
TRANS-1,3-DICHLOROPROPENE	0.19 U	0.19 U	0.19 U	0.19 U	0.19 U	0.19 U	0.19 U
TRICHLOROETHENE	1.9	4.8	1.9	1.4	1.3	0.34 J	0.38 J
TRICHLOROFLUOROMETHANE	0.21 U	0.21 U	0.21 U	0.21 U	0.21 U	0.21 U	0.21 U
VINYL ACETATE	0.19 U	0.19 U	0.19 U	0.19 U	0.19 U	0.19 U	0.19 U
VINYL CHLORIDE	0.22 U	0.72	0.22 U	0.22 U	0.22 U	0.22 U	0.22 U

Table C-1

Chemical Results for Surface Water Samples-March 2014
Frog Mortar Creek
Lockheed Martin, Martin State Airport, Middle River, Maryland
Page 7 of 19

LOCATION	MSA-SW-39C	MSA-SW-39D	MSA-SW-40A	MSA-SW-40B	MSA-SW-40C	MSA-SW-40D	MSA-SW-41A
SAMPLE ID	MSA-SW39C-032714	MSA-SW39D-032714	MSA-SW40A-032714	MSA-SW40B-032714	MSA-SW40C-032714	MSA-SW40D-032714	MSA-SW41A-032714
SAMPLE DATE	3/27/2014	3/27/2014	3/27/2014	3/27/2014	3/27/2014	3/27/2014	3/27/2014
DISSOLVED METALS (UG/L)							
ANTIMONY	0.16 U	0.16 U	0.18 U	0.36 U	0.21 U	0.2 U	0.17 U
ARSENIC	1.4 J	1.6 J	1.6 J	1.4 J	1.6 J	1.6 J	1.5 J
BARIUM	31	35	40	37	38	39	36
BERYLLIUM	0.031 U	0.031 U	0.031 U	0.044 J	0.031 U	0.031 U	0.054 J
CADMIUM	0.16 J	0.21 J	0.57 J	0.42 J	0.38 J	0.37 J	0.35 J
CHROMIUM	0.25 U	0.22 U	0.28 U	0.3 U	0.27 U	0.3 U	0.24 U
COBALT	0.27 J	0.24 J	2.1	1.4	0.56 J	0.46 J	2.5
COPPER	2.7	2.9	4.1	3.2	3.7	3.9	3.2
LEAD	0.14 U	0.14 U	0.14 U	0.14 U	0.14 U	0.14 U	0.14 U
MERCURY	0.12 U	0.12 U	0.12 U	0.12 U	0.12 U	0.12 U	0.12 U
MOLYBDENUM	1.3 J	1.4 J	1.4 J	1.5 J	1.4 J	1.5 J	1.4 J
NICKEL	3	2.3	4.6	3	2.8	4.2	4.8
SELENIUM	0.71 J	1 J	1.1 J	0.83 J	1.1 J	0.94 J	0.93 J
SILVER	0.0083 U	0.0083 U	0.0083 U	0.0083 U	0.0083 U	0.0083 U	0.0083 U
THALLIUM	0.4 U	0.4 U	0.4 U	0.4 U	0.4 U	0.4 U	0.4 U
TUNGSTEN	0.07 U	0.075 U	0.042 U	0.15 U	0.11 U	0.067 U	0.09 U
VANADIUM	2 J	2 J	2.1 J	1.5 J	2 J	1.7 J	2 J
ZINC	6.6 U	7.4 U	16 U	14 U	11 U	12 U	14 U
MISCELLANEOUS PARAMETERS							
CALCIUM HARDNESS AS CACO3 (MG/L)	160	170	180	170	180	170	170
HARDNESS AS CACO3 (MG/L)	750	810	830	790	830	830	790
MAGNESIUM HARDNESS AS CACO3 (MG/L)	590	640	650	620	650	650	620
HEXAVALENT CHROMIUM (UG/L)	0.078	0.082	0.053 J	0.078 J	0.065 J	0.076 J	0.064 J
VOLATILES (UG/L)							
1,1,1,2-TETRACHLOROETHANE	0.23 U	0.23 U	0.23 U	0.23 U	0.23 U	0.23 U	0.23 U
1,1,1-TRICHLOROETHANE	0.22 U	0.22 U	0.22 U	0.22 U	0.22 U	0.22 U	0.22 U
1,1,2,2-TETRACHLOROETHANE	0.18 UJ	0.18 UJ	0.18 UJ	0.18 UJ	0.18 UJ	0.18 UJ	0.18 UJ
1,1,2-TRICHLOROTRIFLUOROETHANE	0.28 U	0.28 U	0.28 U	0.28 U	0.28 U	0.28 U	0.28 U
1,1-DICHLOROETHANE	0.15 U	0.15 U	0.15 U	0.15 U	0.15 U	0.15 U	0.15 U
1,1-DICHLOROETHENE	0.19 U	0.19 U	0.19 U	0.19 U	0.19 U	0.19 U	0.19 U
1,1-DICHLOROPROPENE	0.13 U	0.13 U	0.13 U	0.13 U	0.13 U	0.13 U	0.13 U
1,2,3-TRICHLOROBENZENE	0.17 U	0.17 U	0.17 U	0.17 U	0.17 U	0.17 U	0.17 U
1,2,3-TRICHLOROPROPANE	0.43 U	0.43 U	0.43 U	0.43 U	0.43 U	0.43 U	0.43 U
1,2,3-TRIMETHYLBENZENE	0.0059 U	0.0059 U	0.0059 U	0.0059 U	0.0059 U	0.0059 U	0.0059 U
1,2,4-TRICHLOROBENZENE	0.15 U	0.15 U	0.15 U	0.15 U	0.15 U	0.15 U	0.15 U
1,2,4-TRIMETHYLBENZENE	0.12 U	0.12 U	0.12 U	0.12 U	0.12 U	0.12 U	0.12 U
1,2-DIBROMO-3-CHLOROPROPANE	0.67 U	0.67 U	0.67 U	0.67 U	0.67 U	0.67 U	0.67 U
1,2-DIBROMOETHANE	0.24 U	0.24 U	0.24 U	0.24 U	0.24 U	0.24 U	0.24 U
1,2-DICHLOROBENZENE	0.13 U	0.13 U	0.13 U	0.13 U	0.13 U	0.13 U	0.13 U
1,2-DICHLOROETHANE	0.22 U	0.22 U	0.22 U	0.22 U	0.22 U	0.22 U	0.22 U

Table C-1

Chemical Results for Surface Water Samples-March 2014
Frog Mortar Creek
Lockheed Martin, Martin State Airport, Middle River, Maryland
Page 8 of 19

LOCATION	MSA-SW-39C	MSA-SW-39D	MSA-SW-40A	MSA-SW-40B	MSA-SW-40C	MSA-SW-40D	MSA-SW-41A
SAMPLE ID	MSA-SW39C-032714	MSA-SW39D-032714	MSA-SW40A-032714	MSA-SW40B-032714	MSA-SW40C-032714	MSA-SW40D-032714	MSA-SW41A-032714
SAMPLE DATE	3/27/2014	3/27/2014	3/27/2014	3/27/2014	3/27/2014	3/27/2014	3/27/2014
1,2-DICHLOROPROPANE	0.18 U	0.18 U	0.18 U	0.18 U	0.18 U	0.18 U	0.18 U
1,3-DICHLOROBENZENE	0.14 U	0.14 U	0.14 U	0.14 U	0.14 U	0.14 U	0.14 U
1,3-DICHLOROPROPANE	0.16 U	0.16 U	0.16 U	0.16 U	0.16 U	0.16 U	0.16 U
1,4-DICHLOROBENZENE	0.13 U	0.13 U	0.13 U	0.13 U	0.13 U	0.13 U	0.13 U
2,2-DICHLOROPROPANE	0.13 U	0.13 U	0.13 U	0.13 U	0.13 U	0.13 U	0.13 U
2-BUTANONE	0.57 UJ	0.57 UJ	0.57 UJ	0.57 UJ	0.57 UJ	0.57 UJ	0.57 UJ
2-CHLOROETHYL VINYL ETHER	0.99 U	0.99 U	0.99 U	0.99 U	0.99 U	0.99 U	0.99 U
2-CHLOROTOLUENE	0.11 U	0.11 U	0.11 U	0.11 U	0.11 U	0.11 U	0.11 U
2-HEXANONE	0.41 UJ	0.41 UJ	0.41 UJ	0.41 UJ	0.41 UJ	0.41 UJ	0.41 UJ
4-CHLOROTOLUENE	0.18 U	0.18 U	0.18 U	0.18 U	0.18 U	0.18 U	0.18 U
4-ISOPROPYLTOLUENE	0.12 U	0.12 U	0.12 U	0.12 U	0.12 U	0.12 U	0.12 U
4-METHYL-2-PENTANONE	0.32 U	0.32 U	0.32 U	0.32 U	0.32 U	0.32 U	0.32 U
ACETONE	1.9 J	1.7 J	1.1 U	1.3 J	1.1 J	1.1 U	1.6 J
BENZENE	0.14 J	0.13 U	0.13 U	0.13 U	0.13 U	0.13 U	0.13 U
BROMOBENZENE	0.13 U	0.13 U	0.13 U	0.13 U	0.13 U	0.13 U	0.13 U
BROMOCHLOROMETHANE	0.29 U	0.29 U	0.29 U	0.29 U	0.29 U	0.29 U	0.29 U
BROMODICHLOROMETHANE	0.15 U	0.15 U	0.15 U	0.15 U	0.15 U	0.15 U	0.15 U
BROMOFORM	0.64 U	0.64 U	0.64 U	0.64 U	0.64 U	0.64 U	0.64 U
BROMOMETHANE	0.41 U	0.41 U	0.41 U	0.41 U	0.41 U	0.41 U	0.41 U
CARBON DISULFIDE	0.13 U	0.13 U	0.13 U	0.13 U	0.13 U	0.13 U	0.13 U
CARBON TETRACHLORIDE	0.13 U	0.13 U	0.13 U	0.13 U	0.13 U	0.13 U	0.13 U
CHLOROBENZENE	0.15 U	0.15 U	0.15 U	0.15 U	0.15 U	0.15 U	0.15 U
CHLORODIBROMOMETHANE	0.18 U	0.18 U	0.18 U	0.18 U	0.18 U	0.18 U	0.18 U
CHLOROETHANE	0.29 UJ	0.29 UJ	0.29 UJ	0.29 UJ	0.29 UJ	0.29 UJ	0.29 UJ
CHLOROFORM	0.16 U	0.16 U	0.16 U	0.16 U	0.16 U	0.16 U	0.16 U
CHLOROMETHANE	0.3 UJ	0.3 UJ	0.3 UJ	0.3 UJ	0.3 UJ	0.3 UJ	0.3 UJ
CIS-1,2-DICHLOROETHENE	0.17 U	0.17 U	7.2	2.9	1.6	0.17 U	2.5
CIS-1,3-DICHLOROPROPENE	0.14 U	0.14 U	0.14 U	0.14 U	0.14 U	0.14 U	0.14 U
DIBROMOMETHANE	0.28 U	0.28 U	0.28 U	0.28 U	0.28 U	0.28 U	0.28 U
DICHLORODIFLUOROMETHANE	0.31 U	0.31 U	0.31 U	0.31 U	0.31 U	0.31 U	0.31 U
DIISOPROPYL ETHER	1.5 U	1.5 U	1.5 U	1.5 U	1.5 U	1.5 U	1.5 U
ETHYL TERT-BUTYL ETHER	0.11 U	0.11 U	0.11 U	0.11 U	0.11 U	0.11 U	0.11 U
ETHYLBENZENE	0.17 U	0.17 U	0.17 U	0.17 U	0.17 U	0.17 U	0.17 U
HEXACHLOROBUTADIENE	0.3 U	0.3 U	0.3 U	0.3 U	0.3 U	0.3 U	0.3 U
ISOPROPYLBENZENE	0.13 U	0.13 U	0.13 U	0.13 U	0.13 U	0.13 U	0.13 U
M+P-XYLENES	0.24 U	0.24 U	0.52 J	0.24 U	0.24 U	0.24 U	0.24 U
METHYL TERT-BUTYL ETHER	0.17 U	0.17 U	0.17 U	0.17 U	0.17 U	0.17 U	0.17 U
METHYLENE CHLORIDE	0.33 U	0.33 U	0.33 U	0.33 U	0.33 U	0.33 U	0.33 U
NAPHTHALENE	0.24 U	0.24 U	0.24 U	0.24 U	0.24 U	0.24 U	0.24 U
N-BUTYLBENZENE	0.12 U	0.12 U	0.12 U	0.12 U	0.12 U	0.12 U	0.12 U
N-PROPYLBENZENE	0.14 U	0.14 U	0.14 U	0.14 U	0.14 U	0.14 U	0.14 U

Table C-1

Chemical Results for Surface Water Samples-March 2014
Frog Mortar Creek
Lockheed Martin, Martin State Airport, Middle River, Maryland
Page 9 of 19

LOCATION	MSA-SW-39C	MSA-SW-39D	MSA-SW-40A	MSA-SW-40B	MSA-SW-40C	MSA-SW-40D	MSA-SW-41A
SAMPLE ID	MSA-SW39C-032714	MSA-SW39D-032714	MSA-SW40A-032714	MSA-SW40B-032714	MSA-SW40C-032714	MSA-SW40D-032714	MSA-SW41A-032714
SAMPLE DATE	3/27/2014	3/27/2014	3/27/2014	3/27/2014	3/27/2014	3/27/2014	3/27/2014
O-XYLENE	0.14 U	0.14 U	0.14 U	0.14 U	0.14 U	0.14 U	0.14 U
SEC-BUTYLBENZENE	0.13 U	0.13 U	0.13 U	0.13 U	0.13 U	0.13 U	0.13 U
STYRENE	0.11 U	0.11 U	0.11 U	0.11 U	0.11 U	0.11 U	0.11 U
TERT-AMYL METHYL ETHER	0.067 U	0.067 U	0.067 U	0.067 U	0.067 U	0.067 U	0.067 U
TERT-BUTYLBENZENE	0.13 U	0.13 U	0.13 U	0.13 U	0.13 U	0.13 U	0.13 U
TERTIARY-BUTYL ALCOHOL	3.9 UJ	3.9 UJ	3.9 UJ	3.9 UJ	3.9 UJ	3.9 UJ	3.9 UJ
TETRACHLOROETHENE	0.29 U	0.29 U	0.29 U	0.29 U	0.29 U	0.29 U	0.29 U
TOLUENE	0.24 J	0.21 J	0.13 U	0.13 U	0.13 U	0.14 J	0.13 U
TOTAL XYLENES	0.14 U	0.14 U	0.52 J	0.14 U	0.14 U	0.14 U	0.14 U
TRANS-1,2-DICHLOROETHENE	0.19 U	0.19 U	0.19 U	0.19 U	0.19 U	0.19 U	0.19 U
TRANS-1,3-DICHLOROPROPENE	0.19 U	0.19 U	0.19 U	0.19 U	0.19 U	0.19 U	0.19 U
TRICHLOROETHENE	0.42 J	0.48 J	11	5.8	3.7	1.6	3.3
TRICHLOROFLUOROMETHANE	0.21 U	0.21 U	0.21 U	0.21 U	0.21 U	0.21 U	0.21 U
VINYL ACETATE	0.19 U	0.19 U	0.19 U	0.19 U	0.19 U	0.19 U	0.19 U
VINYL CHLORIDE	0.22 U	0.22 U	1.1	0.36 J	0.27 J	0.22 U	0.22 U

Table C-1

Chemical Results for Surface Water Samples-March 2014
Frog Mortar Creek
Lockheed Martin, Martin State Airport, Middle River, Maryland
Page 10 of 19

LOCATION	MSA-SW-41B	MSA-SW-41C	MSA-SW-41D	MSA-SW-42A	MSA-SW-42B	MSA-SW-42C	MSA-SW-42D
SAMPLE ID	MSA-SW41B-032714	MSA-SW41C-032714	MSA-SW41D-032714	MSA-SW42A-032714	MSA-SW42B-032714	MSA-SW42C-032714	MSA-SW42D-032714
SAMPLE DATE	3/27/2014	3/27/2014	3/27/2014	3/27/2014	3/27/2014	3/27/2014	3/27/2014
DISSOLVED METALS (UG/L)							
ANTIMONY	0.16 U	0.17 U	0.19 U	0.81 U	0.72 U	0.34 U	0.27 U
ARSENIC	1.4 J	1.7 J	1.6 J	1.6 U	1.7 U	1.7 U	1.7 U
BARIUM	34	40	39	41	40	39	38
BERYLLIUM	0.031 U	0.031 U	0.031 U	0.065 J	0.082 J	0.059 J	0.033 J
CADMIUM	0.31 J	0.3 J	0.33 J	0.6 J	0.47 J	0.42 J	0.32 J
CHROMIUM	0.21 U	0.24 U	0.23 U	0.33 J	0.32 J	0.32 J	0.25 J
COBALT	0.45 J	0.42 J	0.44 J	1.4	0.94 J	1	0.48 J
COPPER	2.8	4	3.5	4.2	3.6	4.1	3.9
LEAD	0.14 U	0.14 U	0.14 U	0.14 U	0.14 U	0.14 U	0.14 U
MERCURY	0.12 U	0.12 U	0.12 U	0.12 U	0.12 U	0.12 U	0.12 U
MOLYBDENUM	1.3 J	1.5 J	1.4 J	1.8 J	1.8 J	1.4 J	1.4 J
NICKEL	1.9 J	2.8	2.5	4.8	2.4	4.7	4.1
SELENIUM	0.69 J	0.99 J	1 J	1.3 U	1.5 U	1.3 U	1.1 U
SILVER	0.0083 U	0.0083 U	0.0083 U	0.0083 U	0.0083 U	0.0083 U	0.0083 U
THALLIUM	0.4 U	0.4 U	0.4 U	0.4 U	0.4 U	0.4 U	0.4 U
TUNGSTEN	0.053 U	0.087 U	0.041 U	0.98 U	1.2 U	0.26 U	0.14 U
VANADIUM	1.8 J	2.1 J	2 J	1.9 U	1.9 U	2.2 U	2.2 U
ZINC	9.3 U	11 U	13 U	14 J	12 J	12 J	11 J
MISCELLANEOUS PARAMETERS							
CALCIUM HARDNESS AS CACO3 (MG/L)	160	190	180	180	180	170	170
HARDNESS AS CACO3 (MG/L)	740	880	840	820	840	800	790
MAGNESIUM HARDNESS AS CACO3 (MG/L)	580	690	660	650	650	630	620
HEXAVALENT CHROMIUM (UG/L)	0.062 J	0.079 J	0.068 J	0.061 J	0.077 J	0.067 J	0.066 J
VOLATILES (UG/L)							
1,1,1,2-TETRACHLOROETHANE	0.23 U	0.23 U	0.23 U	0.23 U	0.23 U	0.23 U	0.23 U
1,1,1-TRICHLOROETHANE	0.22 U	0.22 U	0.22 U	0.22 U	0.22 U	0.22 U	0.22 U
1,1,2,2-TETRACHLOROETHANE	0.18 UJ	0.18 UJ	0.18 UJ	0.18 UJ	0.18 UJ	0.18 UJ	0.18 UJ
1,1,2-TRICHLOROTRIFLUOROETHANE	0.28 U	0.28 U	0.28 U	0.28 U	0.28 U	0.28 U	0.28 U
1,1-DICHLOROETHANE	0.15 U	0.15 U	0.15 U	0.15 U	0.15 U	0.15 U	0.15 U
1,1-DICHLOROETHENE	0.19 U	0.19 U	0.19 U	0.19 U	0.19 U	0.19 U	0.19 U
1,1-DICHLOROPROPENE	0.13 U	0.13 U	0.13 U	0.13 U	0.13 U	0.13 U	0.13 U
1,2,3-TRICHLOROBENZENE	0.17 U	0.17 U	0.17 U	0.17 U	0.17 U	0.17 U	0.17 U
1,2,3-TRICHLOROPROPANE	0.43 U	0.43 U	0.43 U	0.43 UJ	0.43 UJ	0.43 UJ	0.43 UJ
1,2,3-TRIMETHYLBENZENE	0.0059 U	0.0059 U	0.0059 U	0.0059 U	0.0059 U	0.0059 U	0.0059 U
1,2,4-TRICHLOROBENZENE	0.15 U	0.15 U	0.15 U	0.15 U	0.15 U	0.15 U	0.15 U
1,2,4-TRIMETHYLBENZENE	0.12 U	0.12 U	0.12 U	0.12 U	0.12 U	0.12 U	0.12 U
1,2-DIBROMO-3-CHLOROPROPANE	0.67 U	0.67 U	0.67 U	0.67 U	0.67 U	0.67 U	0.67 U
1,2-DIBROMOETHANE	0.24 U	0.24 U	0.24 U	0.24 U	0.24 U	0.24 U	0.24 U
1,2-DICHLOROBENZENE	0.13 U	0.13 U	0.13 U	0.13 U	0.13 U	0.13 U	0.13 U
1,2-DICHLOROETHANE	0.22 U	0.22 U	0.22 U	0.22 U	0.22 U	0.22 U	0.22 U

Table C-1

Chemical Results for Surface Water Samples-March 2014
Frog Mortar Creek
Lockheed Martin, Martin State Airport, Middle River, Maryland
Page 11 of 19

LOCATION	MSA-SW-41B	MSA-SW-41C	MSA-SW-41D	MSA-SW-42A	MSA-SW-42B	MSA-SW-42C	MSA-SW-42D
SAMPLE ID	MSA-SW41B-032714	MSA-SW41C-032714	MSA-SW41D-032714	MSA-SW42A-032714	MSA-SW42B-032714	MSA-SW42C-032714	MSA-SW42D-032714
SAMPLE DATE	3/27/2014	3/27/2014	3/27/2014	3/27/2014	3/27/2014	3/27/2014	3/27/2014
1,2-DICHLOROPROPANE	0.18 U	0.18 U	0.18 U	0.18 U	0.18 U	0.18 U	0.18 U
1,3-DICHLOROBENZENE	0.14 U	0.14 U	0.14 U	0.14 U	0.14 U	0.14 U	0.14 U
1,3-DICHLOROPROPANE	0.16 U	0.16 U	0.16 U	0.16 U	0.16 U	0.16 U	0.16 U
1,4-DICHLOROBENZENE	0.13 U	0.13 U	0.13 U	0.13 U	0.13 U	0.13 U	0.13 U
2,2-DICHLOROPROPANE	0.13 U	0.13 U	0.13 U	0.13 U	0.13 U	0.13 U	0.13 U
2-BUTANONE	0.57 UJ	0.57 UJ	0.57 UJ	0.57 UJ	0.57 UJ	0.57 UJ	0.57 UJ
2-CHLOROETHYL VINYL ETHER	0.99 U	0.99 U	0.99 U	0.99 UR	0.99 U	0.99 U	0.99 U
2-CHLOROTOLUENE	0.11 U	0.11 U	0.11 U	0.11 U	0.11 U	0.11 U	0.11 U
2-HEXANONE	0.41 UJ	0.41 UJ	0.41 UJ	0.41 UJ	0.41 UJ	0.41 UJ	0.41 UJ
4-CHLOROTOLUENE	0.18 U	0.18 U	0.18 U	0.18 U	0.18 U	0.18 U	0.18 U
4-ISOPROPYLTOLUENE	0.12 U	0.12 U	0.12 U	0.12 U	0.12 U	0.12 U	0.12 U
4-METHYL-2-PENTANONE	0.32 U	0.32 U	0.32 U	0.32 UJ	0.32 UJ	0.32 UJ	0.32 UJ
ACETONE	1.3 J	1.5 J	1.4 J	1.5 J	1.1 J	1.5 J	1.2 J
BENZENE	0.13 U	0.13 U	0.13 U	0.13 U	0.13 U	0.13 U	0.13 U
BROMOBENZENE	0.13 U	0.13 U	0.13 U	0.13 U	0.13 U	0.13 U	0.13 U
BROMOCHLOROMETHANE	0.29 U	0.29 U	0.29 U	0.29 U	0.29 U	0.29 U	0.29 U
BROMODICHLOROMETHANE	0.15 U	0.15 U	0.15 U	0.15 U	0.15 U	0.15 U	0.15 U
BROMOFORM	0.64 U	0.64 U	0.64 U	0.64 U	0.64 U	0.64 U	0.64 U
BROMOMETHANE	0.41 U	0.41 U	0.41 U	0.41 U	0.41 U	0.41 U	0.41 U
CARBON DISULFIDE	0.13 U	0.13 U	0.13 U	0.13 U	0.13 U	0.13 U	0.13 U
CARBON TETRACHLORIDE	0.13 U	0.13 U	0.13 U	0.13 U	0.13 U	0.13 U	0.13 U
CHLOROBENZENE	0.15 U	0.15 U	0.15 U	0.15 U	0.15 U	0.15 U	0.15 U
CHLORODIBROMOMETHANE	0.18 U	0.18 U	0.18 U	0.18 U	0.18 U	0.18 U	0.18 U
CHLOROETHANE	0.29 UJ	0.29 UJ	0.29 UJ	0.29 UJ	0.29 UJ	0.29 UJ	0.29 UJ
CHLOROFORM	0.16 U	0.16 U	0.16 U	0.16 U	0.16 U	0.16 U	0.16 U
CHLOROMETHANE	0.3 UJ	0.3 UJ	0.3 UJ	0.3 UJ	0.3 UJ	0.3 UJ	0.3 UJ
CIS-1,2-DICHLOROETHENE	0.17 U	0.17 U	0.17 U	7.3	2.9	2.4	0.17 U
CIS-1,3-DICHLOROPROPENE	0.14 U	0.14 U	0.14 U	0.14 U	0.14 U	0.14 U	0.14 U
DIBROMOMETHANE	0.28 U	0.28 U	0.28 U	0.28 U	0.28 U	0.28 U	0.28 U
DICHLORODIFLUOROMETHANE	0.31 U	0.31 U	0.31 U	0.31 U	0.31 U	0.31 U	0.31 U
DIISOPROPYL ETHER	1.5 U	1.5 U	1.5 U	1.5 U	1.5 U	1.5 U	1.5 U
ETHYL TERT-BUTYL ETHER	0.11 U	0.11 U	0.11 U	0.11 UJ	0.11 UJ	0.11 UJ	0.11 UJ
ETHYLBENZENE	0.17 U	0.17 U	0.17 U	0.17 U	0.17 U	0.17 U	0.17 U
HEXACHLOROBUTADIENE	0.3 U	0.3 U	0.3 U	0.3 U	0.3 U	0.3 U	0.3 U
ISOPROPYLBENZENE	0.13 U	0.13 U	0.13 U	0.13 U	0.13 U	0.13 U	0.13 U
M+P-XYLENES	0.24 U	0.24 U	0.24 U	0.4 J	0.24 U	0.24 U	0.24 U
METHYL TERT-BUTYL ETHER	0.17 U	0.17 U	0.17 U	0.17 U	0.17 U	0.17 U	0.17 U
METHYLENE CHLORIDE	0.33 U	0.33 U	0.33 U	0.33 U	0.33 U	0.33 U	0.33 U
NAPHTHALENE	0.24 U	0.24 U	0.24 U	0.24 UJ	0.24 UJ	0.24 UJ	0.24 UJ
N-BUTYLBENZENE	0.12 U	0.12 U	0.12 U	0.12 U	0.12 U	0.12 U	0.12 U
N-PROPYLBENZENE	0.14 U	0.14 U	0.14 U	0.14 U	0.14 U	0.14 U	0.14 U

Table C-1

Chemical Results for Surface Water Samples-March 2014
Frog Mortar Creek
Lockheed Martin, Martin State Airport, Middle River, Maryland
Page 12 of 19

LOCATION SAMPLE ID SAMPLE DATE	MSA-SW-41B MSA-SW41B-032714 3/27/2014	MSA-SW-41C MSA-SW41C-032714 3/27/2014	MSA-SW-41D MSA-SW41D-032714 3/27/2014	MSA-SW-42A MSA-SW42A-032714 3/27/2014	MSA-SW-42B MSA-SW42B-032714 3/27/2014	MSA-SW-42C MSA-SW42C-032714 3/27/2014	MSA-SW-42D MSA-SW42D-032714 3/27/2014
O-XYLENE	0.14 U	0.14 U	0.14 U	0.14 U	0.14 U	0.14 U	0.14 U
SEC-BUTYLBENZENE	0.13 U	0.13 U	0.13 U	0.13 U	0.13 U	0.13 U	0.13 U
STYRENE	0.11 U	0.11 U	0.11 U	0.11 U	0.11 U	0.11 U	0.11 U
TERT-AMYL METHYL ETHER	0.067 U	0.067 U	0.067 U	0.067 U	0.067 U	0.067 U	0.067 U
TERT-BUTYLBENZENE	0.13 U	0.13 U	0.13 U	0.13 U	0.13 U	0.13 U	0.13 U
TERTIARY-BUTYL ALCOHOL	3.9 UJ	3.9 UJ	3.9 UJ	3.9 UJ	3.9 UJ	3.9 UJ	3.9 UJ
TETRACHLOROETHENE	0.29 U	0.29 U	0.29 U	0.29 U	0.29 U	0.29 U	0.29 U
TOLUENE	0.13 U	0.13 U	0.19 J	0.13 U	0.13 U	0.13 U	0.13 U
TOTAL XYLENES	0.14 U	0.14 U	0.14 U	0.4 J	0.14 U	0.14 U	0.14 U
TRANS-1,2-DICHLOROETHENE	0.19 U	0.19 U	0.19 U	0.19 U	0.19 U	0.19 U	0.19 U
TRANS-1,3-DICHLOROPROPENE	0.19 U	0.19 U	0.19 U	0.19 UJ	0.19 UJ	0.19 UJ	0.19 UJ
TRICHLOROETHENE	1.3	0.96 J	1.6	16	6.5	6	1.5
TRICHLOROFLUOROMETHANE	0.21 U	0.21 U	0.21 U	0.21 U	0.21 U	0.21 U	0.21 U
VINYL ACETATE	0.19 U	0.19 U	0.19 U	0.19 UJ	0.19 UJ	0.19 UJ	0.19 UJ
VINYL CHLORIDE	0.22 U	0.22 U	0.22 U	1.2	0.51	0.4 J	0.22 U

Table C-1

Chemical Results for Surface Water Samples-March 2014
Frog Mortar Creek
Lockheed Martin, Martin State Airport, Middle River, Maryland
Page 13 of 19

LOCATION	MSA-SW-43A	MSA-SW-43B	MSA-SW-43C	MSA-SW-43D	MSA-SW-44A	MSA-SW-44B	MSA-SW-44C
SAMPLE ID	MSA-SW43A-032714	MSA-SW43B-032714	MSA-SW43C-032714	MSA-SW43D-032714	MSA-SW44A-032714	MSA-SW44B-032714	MSA-SW44C-032714
SAMPLE DATE	3/27/2014	3/27/2014	3/27/2014	3/27/2014	3/27/2014	3/27/2014	3/27/2014
DISSOLVED METALS (UG/L)							
ANTIMONY	0.23 U	0.21 U	0.19 U	0.35 U	0.22 U	0.17 U	0.17 U
ARSENIC	1.7 U	1.7 U	1.7 U	1.4 U	1.6 U	1.6 U	1.5 U
BARIUM	38	35	37	35	35	34	33
BERYLLIUM	0.074 J	0.031 U	0.031 U	0.031 U	0.056 J	0.031 U	0.031 U
CADMIUM	0.31 J	0.24 J	0.24 J	0.25 J	0.24 J	0.17 J	0.2 J
CHROMIUM	0.28 J	0.24 J	0.25 J	0.24 J	0.27 J	0.3 J	0.26 J
COBALT	1.8	0.4 J	0.34 J	0.49 J	1.7	0.29 J	0.28 J
COPPER	3.3	3.1	3.1	3.5	3.7	3.8	3
LEAD	0.14 U	0.14 U	0.14 U	0.14 U	0.14 U	0.14 U	0.14 U
MERCURY	0.12 U	0.12 U	0.12 U	0.12 U	0.12 U	0.12 U	0.12 U
MOLYBDENUM	1.5 J	1.4 J	1.5 J	1.5 J	1.5 J	1.5 J	1.4 J
NICKEL	3.6	2.5	1.8 J	2.9	5.5	1.6 J	2.2
SELENIUM	1.3 U	1.1 U	1.2 U	1.1 U	1 U	1.1 U	0.89 U
SILVER	0.0083 U	0.0083 U	0.0083 U	0.0083 U	0.0083 U	0.0083 U	0.0083 U
THALLIUM	0.4 U	0.4 U	0.4 U	0.4 U	0.4 U	0.4 U	0.4 U
TUNGSTEN	0.11 U	0.14 U	0.075 U	0.19 U	0.15 U	0.096 U	0.078 U
VANADIUM	2.4 U	2.4 U	2.3 U	1.7 U	2.2 U	2.1 U	2 U
ZINC	13 J	8.4 J	8.2 J	9.6 J	11 J	13 J	7 J
MISCELLANEOUS PARAMETERS							
CALCIUM HARDNESS AS CACO3 (MG/L)	180	170	180	170	180	170	170
HARDNESS AS CACO3 (MG/L)	820	790	850	780	820	820	790
MAGNESIUM HARDNESS AS CACO3 (MG/L)	650	620	670	620	640	650	620
HEXAVALENT CHROMIUM (UG/L)	0.049	0.078	0.082	0.064	0.058	0.066 J	0.071 J
VOLATILES (UG/L)							
1,1,1,2-TETRACHLOROETHANE	0.23 U	0.23 U	0.23 U	0.23 U	0.23 U	0.23 U	0.23 U
1,1,1-TRICHLOROETHANE	0.22 U	0.22 U	0.22 U	0.22 U	0.22 U	0.22 U	0.22 U
1,1,2,2-TETRACHLOROETHANE	0.18 UJ	0.18 UJ	0.18 UJ	0.18 UJ	0.18 UJ	0.18 UJ	0.18 UJ
1,1,2-TRICHLOROTRIFLUOROETHANE	0.28 U	0.28 U	0.28 U	0.28 U	0.28 U	0.28 U	0.28 U
1,1-DICHLOROETHANE	0.15 U	0.15 U	0.15 U	0.15 U	0.15 U	0.15 U	0.15 U
1,1-DICHLOROETHENE	0.19 U	0.19 U	0.19 U	0.19 U	0.19 U	0.19 U	0.19 U
1,1-DICHLOROPROPENE	0.13 U	0.13 U	0.13 U	0.13 U	0.13 U	0.13 U	0.13 U
1,2,3-TRICHLOROBENZENE	0.17 U	0.17 U	0.17 U	0.17 U	0.17 U	0.17 U	0.17 U
1,2,3-TRICHLOROPROPANE	0.43 UJ	0.43 UJ	0.43 UJ	0.43 UJ	0.43 UJ	0.43 UJ	0.43 UJ
1,2,3-TRIMETHYLBENZENE	0.0059 U	0.0059 U	0.0059 U	0.0059 U	0.0059 U	0.0059 U	0.0059 U
1,2,4-TRICHLOROBENZENE	0.15 U	0.15 U	0.15 U	0.15 U	0.15 U	0.15 U	0.15 U
1,2,4-TRIMETHYLBENZENE	0.12 U	0.12 U	0.12 U	0.12 U	0.12 U	0.12 U	0.12 U
1,2-DIBROMO-3-CHLOROPROPANE	0.67 U	0.67 U	0.67 U	0.67 U	0.67 U	0.67 U	0.67 U
1,2-DIBROMOETHANE	0.24 U	0.24 U	0.24 U	0.24 U	0.24 U	0.24 U	0.24 U
1,2-DICHLOROBENZENE	0.13 U	0.13 U	0.13 U	0.13 U	0.13 U	0.13 U	0.13 U
1,2-DICHLOROETHANE	0.22 U	0.22 U	0.22 U	0.22 U	0.22 U	0.22 U	0.22 U

Table C-1

Chemical Results for Surface Water Samples-March 2014
Frog Mortar Creek
Lockheed Martin, Martin State Airport, Middle River, Maryland
Page 14 of 19

LOCATION	MSA-SW-43A	MSA-SW-43B	MSA-SW-43C	MSA-SW-43D	MSA-SW-44A	MSA-SW-44B	MSA-SW-44C
SAMPLE ID	MSA-SW43A-032714	MSA-SW43B-032714	MSA-SW43C-032714	MSA-SW43D-032714	MSA-SW44A-032714	MSA-SW44B-032714	MSA-SW44C-032714
SAMPLE DATE	3/27/2014	3/27/2014	3/27/2014	3/27/2014	3/27/2014	3/27/2014	3/27/2014
1,2-DICHLOROPROPANE	0.18 U	0.18 U	0.18 U	0.18 U	0.18 U	0.18 U	0.18 U
1,3-DICHLOROBENZENE	0.14 U	0.14 U	0.14 U	0.14 U	0.14 U	0.14 U	0.14 U
1,3-DICHLOROPROPANE	0.16 U	0.16 U	0.16 U	0.16 U	0.16 U	0.16 U	0.16 U
1,4-DICHLOROBENZENE	0.13 U	0.13 U	0.13 U	0.13 U	0.13 U	0.13 U	0.13 U
2,2-DICHLOROPROPANE	0.13 U	0.13 U	0.13 U	0.13 U	0.13 U	0.13 U	0.13 U
2-BUTANONE	0.57 UJ	0.57 UJ	0.57 UJ	0.57 UJ	0.57 UJ	0.57 UJ	0.57 UJ
2-CHLOROETHYL VINYL ETHER	0.99 U	0.99 U	0.99 U	0.99 U	0.99 U	0.99 U	0.99 U
2-CHLOROTOLUENE	0.11 U	0.11 U	0.11 U	0.11 U	0.11 U	0.11 U	0.11 U
2-HEXANONE	0.41 UJ	0.41 UJ	0.41 UJ	0.41 UJ	0.41 UJ	0.41 UJ	0.41 UJ
4-CHLOROTOLUENE	0.18 U	0.18 U	0.18 U	0.18 U	0.18 U	0.18 U	0.18 U
4-ISOPROPYLTOLUENE	0.12 U	0.12 U	0.12 U	0.12 U	0.12 U	0.12 U	0.12 U
4-METHYL-2-PENTANONE	0.32 UJ	0.32 UJ	0.32 UJ	0.32 UJ	0.32 UJ	0.32 UJ	0.32 UJ
ACETONE	2.3 J	2.3 J	1.7 J	1.3 J	2 J	1.9 J	1.8 J
BENZENE	0.13 U	0.13 U	0.13 U	0.13 U	0.13 U	0.13 U	0.13 U
BROMOBENZENE	0.13 U	0.13 U	0.13 U	0.13 U	0.13 U	0.13 U	0.13 U
BROMOCHLOROMETHANE	0.29 U	0.29 U	0.29 U	0.29 U	0.29 U	0.29 U	0.29 U
BROMODICHLOROMETHANE	0.15 U	0.15 U	0.15 U	0.15 U	0.15 U	0.15 U	0.15 U
BROMOFORM	0.64 U	0.64 U	0.64 U	0.64 U	0.64 U	0.64 U	0.64 U
BROMOMETHANE	0.41 U	0.41 U	0.41 U	0.41 U	0.41 U	0.41 U	0.41 U
CARBON DISULFIDE	0.13 U	0.13 U	0.13 U	0.13 U	0.13 U	0.13 U	0.13 U
CARBON TETRACHLORIDE	0.13 U	0.13 U	0.13 U	0.13 U	0.13 U	0.13 U	0.13 U
CHLOROBENZENE	0.15 U	0.15 U	0.15 U	0.15 U	0.15 U	0.15 U	0.15 U
CHLORODIBROMOMETHANE	0.18 U	0.18 U	0.18 U	0.18 U	0.18 U	0.18 U	0.18 U
CHLOROETHANE	0.29 UJ	0.29 UJ	0.29 UJ	0.29 UJ	0.29 UJ	0.29 UJ	0.29 UJ
CHLOROFORM	0.16 U	0.16 U	0.16 U	0.16 U	0.16 U	0.16 U	0.16 U
CHLOROMETHANE	0.3 UJ	0.3 UJ	0.3 UJ	0.3 UJ	0.3 UJ	0.3 UJ	0.3 UJ
CIS-1,2-DICHLOROETHENE	0.17 U	0.17 U	0.17 U	0.17 U	0.17 U	0.17 U	0.17 U
CIS-1,3-DICHLOROPROPENE	0.14 U	0.14 U	0.14 U	0.14 U	0.14 U	0.14 U	0.14 U
DIBROMOMETHANE	0.28 U	0.28 U	0.28 U	0.28 U	0.28 U	0.28 U	0.28 U
DICHLORODIFLUOROMETHANE	0.31 U	0.31 U	0.31 U	0.31 U	0.31 U	0.31 U	0.31 U
DIISOPROPYL ETHER	1.5 U	1.5 U	1.5 U	1.5 U	1.5 U	1.5 U	1.5 U
ETHYL TERT-BUTYL ETHER	0.11 UJ	0.11 UJ	0.11 UJ	0.11 UJ	0.11 UJ	0.11 UJ	0.11 UJ
ETHYLBENZENE	0.17 U	0.17 U	0.17 U	0.17 U	0.17 U	0.17 U	0.17 U
HEXACHLOROBUTADIENE	0.3 U	0.3 U	0.3 U	0.3 U	0.3 U	0.3 U	0.3 U
ISOPROPYLBENZENE	0.13 U	0.13 U	0.13 U	0.13 U	0.13 U	0.13 U	0.13 U
M+P-XYLENES	0.24 U	0.24 U	0.24 U	0.24 U	0.24 U	0.24 U	0.24 U
METHYL TERT-BUTYL ETHER	0.17 U	0.17 U	0.17 U	0.17 U	0.17 U	0.17 U	0.17 U
METHYLENE CHLORIDE	0.33 U	0.33 U	0.33 U	0.33 U	0.33 U	0.33 U	0.33 U
NAPHTHALENE	0.24 UJ	0.24 UJ	0.24 UJ	0.24 UJ	0.24 UJ	0.24 UJ	0.24 UJ
N-BUTYLBENZENE	0.12 U	0.12 U	0.12 U	0.12 U	0.12 U	0.12 U	0.12 U
N-PROPYLBENZENE	0.14 U	0.14 U	0.14 U	0.14 U	0.14 U	0.14 U	0.14 U

Table C-1

Chemical Results for Surface Water Samples-March 2014
Frog Mortar Creek
Lockheed Martin, Martin State Airport, Middle River, Maryland
Page 15 of 19

LOCATION SAMPLE ID SAMPLE DATE	MSA-SW-43A MSA-SW43A-032714 3/27/2014	MSA-SW-43B MSA-SW43B-032714 3/27/2014	MSA-SW-43C MSA-SW43C-032714 3/27/2014	MSA-SW-43D MSA-SW43D-032714 3/27/2014	MSA-SW-44A MSA-SW44A-032714 3/27/2014	MSA-SW-44B MSA-SW44B-032714 3/27/2014	MSA-SW-44C MSA-SW44C-032714 3/27/2014
O-XYLENE	0.14 U	0.14 U	0.14 U	0.14 U	0.14 U	0.14 U	0.14 U
SEC-BUTYLBENZENE	0.13 U	0.13 U	0.13 U	0.13 U	0.13 U	0.13 U	0.13 U
STYRENE	0.11 U	0.11 U	0.11 U	0.11 U	0.11 U	0.11 U	0.11 U
TERT-AMYL METHYL ETHER	0.067 U	0.067 U	0.067 U	0.067 U	0.067 U	0.067 U	0.067 U
TERT-BUTYLBENZENE	0.13 U	0.13 U	0.13 U	0.13 U	0.13 U	0.13 U	0.13 U
TERTIARY-BUTYL ALCOHOL	3.9 UJ	3.9 UJ	3.9 UJ	3.9 UJ	3.9 UJ	3.9 UJ	3.9 UJ
TETRACHLOROETHENE	0.29 U	0.29 U	0.29 U	0.29 U	0.29 U	0.29 U	0.29 U
TOLUENE	0.13 U	0.13 U	0.13 U	0.13 U	0.13 U	0.13 U	0.13 U
TOTAL XYLENES	0.14 U	0.14 U	0.14 U	0.14 U	0.14 U	0.14 U	0.14 U
TRANS-1,2-DICHLOROETHENE	0.19 U	0.19 U	0.19 U	0.19 U	0.19 U	0.19 U	0.19 U
TRANS-1,3-DICHLOROPROPENE	0.19 UJ	0.19 UJ	0.19 UJ	0.19 UJ	0.19 UJ	0.19 UJ	0.19 UJ
TRICHLOROETHENE	0.77 J	0.89 J	0.66 J	0.83 J	0.46 J	0.48 J	0.52 J
TRICHLOROFLUOROMETHANE	0.21 U	0.21 U	0.21 U	0.21 U	0.21 U	0.21 U	0.21 U
VINYL ACETATE	0.19 UJ	0.19 UJ	0.19 UJ	0.19 UJ	0.19 UJ	0.19 UJ	0.19 UJ
VINYL CHLORIDE	0.22 U	0.22 U	0.22 U	0.22 U	0.22 U	0.22 U	0.22 U

Table C-1

Chemical Results for Surface Water Samples-March 2014
Frog Mortar Creek
Lockheed Martin, Martin State Airport, Middle River, Maryland
Page 16 of 19

LOCATION	MSA-SW-44D	MSA-SW-45A	MSA-SW-45B	MSA-SW-45C	MSA-SW-45D
SAMPLE ID	MSA-SW44D-032714	MSA-SW45A-032714	MSA-SW45B-032714	MSA-SW45C-032714	MSA-SW45D-032714
SAMPLE DATE	3/27/2014	3/27/2014	3/27/2014	3/27/2014	3/27/2014
DISSOLVED METALS (UG/L)					
ANTIMONY	0.17 U	0.14 U	0.12 U	0.15 U	0.17 U
ARSENIC	1.6 U	1.6 U	1.5 U	1.6 U	1.5 U
BARIUM	36	34	35	36	37
BERYLLIUM	0.031 U	0.031 U	0.031 U	0.031 U	0.031 U
CADMIUM	0.27 J	0.15 J	0.15 J	0.2 J	0.24 J
CHROMIUM	0.24 J	0.3 J	0.3 J	0.36 J	0.35 J
COBALT	0.37 J	0.91 J	0.26 J	0.46 J	0.36 J
COPPER	3.2	2.8	2.8	3.5	3.2
LEAD	0.14 U	0.14 U	0.14 U	0.2 J	0.14 U
MERCURY	0.12 U	0.12 U	0.12 J	0.12 U	0.12 U
MOLYBDENUM	1.5 J	1.5 J	1.5 J	1.5 J	1.4 J
NICKEL	3.4	2.7	1.6 J	2.7	2.4
SELENIUM	1.1 U	0.96 U	0.95 U	1.1 U	0.81 U
SILVER	0.0083 U	0.0083 U	0.0083 U	0.0083 U	0.0083 U
THALLIUM	0.4 U	0.4 U	0.4 U	0.4 U	0.4 U
TUNGSTEN	0.076 U	0.081 U	0.08 U	0.071 U	0.066 U
VANADIUM	2 U	2 U	2 U	2.2 U	2.1 U
ZINC	9.2 J	5.9 J	6.7 J	7.9 J	9.1 J
MISCELLANEOUS PARAMETERS					
CALCIUM HARDNESS AS CACO3 (MG/L)	170	180	170	170	170
HARDNESS AS CACO3 (MG/L)	810	820	820	820	810
MAGNESIUM HARDNESS AS CACO3 (MG/L)	640	640	640	650	630
HEXAVALENT CHROMIUM (UG/L)	0.08 J	0.061	0.069	0.087	0.059
VOLATILES (UG/L)					
1,1,1,2-TETRACHLOROETHANE	0.23 U	0.23 U	0.23 U	0.23 U	0.23 U
1,1,1-TRICHLOROETHANE	0.22 U	0.22 U	0.22 U	0.22 U	0.22 U
1,1,2,2-TETRACHLOROETHANE	0.18 UJ	0.18 UJ	0.18 UJ	0.18 UJ	0.18 UJ
1,1,2-TRICHLOROTRIFLUOROETHANE	0.28 U	0.28 U	0.28 U	0.28 U	0.28 U
1,1-DICHLOROETHANE	0.15 U	0.15 U	0.15 U	0.15 U	0.15 U
1,1-DICHLOROETHENE	0.19 U	0.19 U	0.19 U	0.19 U	0.19 U
1,1-DICHLOROPROPENE	0.13 U	0.13 U	0.13 U	0.13 U	0.13 U
1,2,3-TRICHLOROBENZENE	0.17 U	0.17 U	0.17 U	0.17 U	0.17 U
1,2,3-TRICHLOROPROPANE	0.43 UJ	0.43 UJ	0.43 UJ	0.43 UJ	0.43 UJ
1,2,3-TRIMETHYLBENZENE	0.0059 U	0.0059 U	0.0059 U	0.0059 U	0.0059 U
1,2,4-TRICHLOROBENZENE	0.15 U	0.15 U	0.15 U	0.15 U	0.15 U
1,2,4-TRIMETHYLBENZENE	0.12 U	0.12 U	0.12 U	0.12 U	0.12 U
1,2-DIBROMO-3-CHLOROPROPANE	0.67 U	0.67 U	0.67 U	0.67 U	0.67 U
1,2-DIBROMOETHANE	0.24 U	0.24 U	0.24 U	0.24 U	0.24 U
1,2-DICHLOROBENZENE	0.13 U	0.13 U	0.13 U	0.13 U	0.13 U
1,2-DICHLOROETHANE	0.22 U	0.22 U	0.22 U	0.22 U	0.22 U

Table C-1

Chemical Results for Surface Water Samples-March 2014
Frog Mortar Creek
Lockheed Martin, Martin State Airport, Middle River, Maryland
Page 17 of 19

LOCATION	MSA-SW-44D	MSA-SW-45A	MSA-SW-45B	MSA-SW-45C	MSA-SW-45D
SAMPLE ID	MSA-SW44D-032714	MSA-SW45A-032714	MSA-SW45B-032714	MSA-SW45C-032714	MSA-SW45D-032714
SAMPLE DATE	3/27/2014	3/27/2014	3/27/2014	3/27/2014	3/27/2014
1,2-DICHLOROPROPANE	0.18 U	0.18 U	0.18 U	0.18 U	0.18 U
1,3-DICHLOROBENZENE	0.14 U	0.14 U	0.14 U	0.14 U	0.14 U
1,3-DICHLOROPROPANE	0.16 U	0.16 U	0.16 U	0.16 U	0.16 U
1,4-DICHLOROBENZENE	0.13 U	0.13 U	0.13 U	0.13 U	0.13 U
2,2-DICHLOROPROPANE	0.13 U	0.13 U	0.13 U	0.13 U	0.13 U
2-BUTANONE	0.57 UJ	0.57 UJ	0.57 UJ	0.57 UJ	0.57 UJ
2-CHLOROETHYL VINYL ETHER	0.99 U	0.99 U	0.99 U	0.99 U	0.99 U
2-CHLOROTOLUENE	0.11 U	0.11 U	0.11 U	0.11 U	0.11 U
2-HEXANONE	0.41 UJ	0.41 UJ	0.41 UJ	0.41 UJ	0.41 UJ
4-CHLOROTOLUENE	0.18 U	0.18 U	0.18 U	0.18 U	0.18 U
4-ISOPROPYLTOLUENE	0.12 U	0.12 U	0.12 U	0.12 U	0.12 U
4-METHYL-2-PENTANONE	0.32 UJ	0.32 UJ	0.32 UJ	0.32 UJ	0.32 UJ
ACETONE	1.7 J	2.1 J	1.4 J	2 J	1.8 J
BENZENE	0.13 U	0.13 U	0.13 U	0.13 U	0.13 U
BROMOBENZENE	0.13 U	0.13 U	0.13 U	0.13 U	0.13 U
BROMOCHLOROMETHANE	0.29 U	0.29 U	0.29 U	0.29 U	0.29 U
BROMODICHLOROMETHANE	0.15 U	0.15 U	0.15 U	0.15 U	0.15 U
BROMOFORM	0.64 U	0.64 U	0.64 U	0.64 U	0.64 U
BROMOMETHANE	0.41 U	0.41 U	0.41 U	0.41 U	0.41 U
CARBON DISULFIDE	0.13 U	0.13 U	0.13 U	0.13 U	0.13 U
CARBON TETRACHLORIDE	0.13 U	0.13 U	0.13 U	0.13 U	0.13 U
CHLOROBENZENE	0.15 U	0.15 U	0.15 U	0.15 U	0.15 U
CHLORODIBROMOMETHANE	0.18 U	0.18 U	0.18 U	0.18 U	0.18 U
CHLOROETHANE	0.29 UJ	0.29 UJ	0.29 UJ	0.29 UJ	0.29 UJ
CHLOROFORM	0.16 U	0.16 U	0.16 U	0.16 U	0.16 U
CHLOROMETHANE	0.3 UJ	0.3 UJ	0.3 UJ	0.3 UJ	0.3 UJ
CIS-1,2-DICHLOROETHENE	0.17 U	0.17 U	0.17 U	0.17 U	0.17 U
CIS-1,3-DICHLOROPROPENE	0.14 U	0.14 U	0.14 U	0.14 U	0.14 U
DIBROMOMETHANE	0.28 U	0.28 U	0.28 U	0.28 U	0.28 U
DICHLORODIFLUOROMETHANE	0.31 U	0.31 U	0.31 U	0.31 U	0.31 U
DIISOPROPYL ETHER	1.5 U	1.5 U	1.5 U	1.5 U	1.5 U
ETHYL TERT-BUTYL ETHER	0.11 UJ	0.11 UJ	0.11 UJ	0.11 UJ	0.11 UJ
ETHYLBENZENE	0.17 U	0.17 U	0.17 U	0.17 U	0.17 U
HEXACHLOROBUTADIENE	0.3 U	0.3 U	0.3 U	0.3 U	0.3 U
ISOPROPYLBENZENE	0.13 U	0.13 U	0.13 U	0.13 U	0.13 U
M+P-XYLENES	0.24 U	0.24 U	0.24 U	0.24 U	0.24 U
METHYL TERT-BUTYL ETHER	0.17 U	0.17 U	0.17 U	0.17 U	0.17 U
METHYLENE CHLORIDE	0.33 U	0.33 U	0.33 U	0.33 U	0.33 U
NAPHTHALENE	0.24 UJ	0.24 UJ	0.24 UJ	0.24 UJ	0.24 UJ
N-BUTYLBENZENE	0.12 U	0.12 U	0.12 U	0.12 U	0.12 U
N-PROPYLBENZENE	0.14 U	0.14 U	0.14 U	0.14 U	0.14 U

Table C-1

Chemical Results for Surface Water Samples-March 2014
Frog Mortar Creek
Lockheed Martin, Martin State Airport, Middle River, Maryland
Page 18 of 19

LOCATION	MSA-SW-44D	MSA-SW-45A	MSA-SW-45B	MSA-SW-45C	MSA-SW-45D
SAMPLE ID	MSA-SW44D-032714	MSA-SW45A-032714	MSA-SW45B-032714	MSA-SW45C-032714	MSA-SW45D-032714
SAMPLE DATE	3/27/2014	3/27/2014	3/27/2014	3/27/2014	3/27/2014
O-XYLENE	0.14 U	0.14 U	0.14 U	0.14 U	0.14 U
SEC-BUTYLBENZENE	0.13 U	0.13 U	0.13 U	0.13 U	0.13 U
STYRENE	0.11 U	0.11 U	0.11 U	0.11 U	0.11 U
TERT-AMYL METHYL ETHER	0.067 U	0.067 U	0.067 U	0.067 U	0.067 U
TERT-BUTYLBENZENE	0.13 U	0.13 U	0.13 U	0.13 U	0.13 U
TERTIARY-BUTYL ALCOHOL	3.9 UJ	3.9 UJ	3.9 UJ	3.9 UJ	3.9 UJ
TETRACHLOROETHENE	0.29 U	0.29 U	0.29 U	0.29 U	0.29 U
TOLUENE	0.13 U	0.13 U	0.13 U	0.13 U	0.13 U
TOTAL XYLENES	0.14 U	0.14 U	0.14 U	0.14 U	0.14 U
TRANS-1,2-DICHLOROETHENE	0.19 U	0.19 U	0.19 U	0.19 U	0.19 U
TRANS-1,3-DICHLOROPROPENE	0.19 UJ	0.19 UJ	0.19 UJ	0.19 UJ	0.19 UJ
TRICHLOROETHENE	0.7 J	0.4 J	0.42 J	0.52 J	0.76 J
TRICHLOROFLUOROMETHANE	0.21 U	0.21 U	0.21 U	0.21 U	0.21 U
VINYL ACETATE	0.19 UJ	0.19 UJ	0.19 UJ	0.19 UJ	0.19 UJ
VINYL CHLORIDE	0.22 U	0.22 U	0.22 U	0.22 U	0.22 U

Table C-1

Chemical Results for Surface Water Samples-March 2014
Frog Mortar Creek
Lockheed Martin, Martin State Airport, Middle River, Maryland

$CaCO_3$ = calcium carbonate
EL - Edwards Lane
J - Positive result is considered estimated as a result of technical noncompliance.
MG/L - milligrams per liter (i.e., parts per million)
MSA - Martin State Airport
NA - not analyzed
SW - surface water
U - Not detected at the detection limit shown left of the letter.
UG/L - micrograms per liter (i.e., parts per billion)
UJ -The analyte was not detected. However, the quantitation or detection
UR - The result is considered qualitatively or quantitatively