Lockheed Martin Corporation
1195 Sarasota Center Boulevard
Sarasota, Florida 34240
Telephone 240-676-5392

September 23, 2015 **VIA OVERNIGHT CARRIER**

Mr. James R. Carroll
Program Administrator
Land Restoration Program
Land Management Administration
Maryland Department of the Environment
1800 Washington Road, Suite 625
Baltimore, Maryland 21230

Re: Transmittal of the Technical Memorandum:
March 2015 Surface Water Sampling Results for Frog Mortar Creek
Martin State Airport, 701 Wilson Point Road, Middle River, Maryland

Dear Mr. Carroll:

For your use and reference, please find enclosed two hard copies with CDs of the above-referenced document. This document presents the analytical results of the March surface water samples collected in Frog Mortar Creek adjacent to the Dump Road Area at Martin State Airport in Middle River, Maryland

If you have any questions or require any additional information please contact me by phone at 240-676-5392, or via e-mail at paul.calligan@lmco.com.

Sincerely,

Paul E. Calligan

Paul E. Calligan, P.G.
Project Lead, Environmental Remediation
Lockheed Martin Corporation

cc: (via email without enclosure)
Anuradha Mohanty, MDE
Christine Kline, Lockheed Martin
Norm Varney, Lockheed Martin
Michael Martin, Tetra Tech

cc: (via shipping courier; with enclosures)
Mark Williams, Maryland Aviation Administration
Al Pollard, Martin State Airport
Wayne Pennell, Martin Aviation Administration

cc: (via mail with CD enclosure)
Jann Richardson, Lockheed Martin
Pete Lekas, EA Environmental

Technical Memorandum: March 2015 Surface Water Sampling Results for Frog Mortar Creek Martin State Airport 701 Wilson Point Road Middle River, Maryland

Prepared for:

Lockheed Martin Corporation

Prepared by:

Tetra Tech, Inc.

September 2015

Michael Martin, P.G.
Regional Manager

Anthony Apanavage, P.G.
Project Manager

TABLE OF CONTENTS

Section **Page**

ACRONYMS ..... **iii**

1 INTRODUCTION **1-1**

2 SITE BACKGROUND AND PREVIOUS INVESTIGATIONS **2-1**

3 INVESTIGATION APPROACH AND METHODOLOGY **3-1**

3.1 SURFACE WATER SAMPLING 3-1

3.1.1 Surface Water Sampling and Chemical Analyses 3-1

3.1.2 Documentation 3-3

3.1.3 Sample Nomenclature and Handling 3-4

3.1.4 Equipment Decontamination 3-4

3.1.5 Waste Management 3-4

3.2 DATA MANAGEMENT 3-5

3.2.1 Data Tracking and Control 3-5

3.2.2 Sample Information 3-5

3.2.3 Project Data Compilation 3-6

3.2.4 Geographic Information System 3-6

3.3 DATA REVIEW 3-6

4 RESULTS **4-1**

4.1 SURFACE WATER DATA AND SCREENING CRITERIA 4-1

4.2 SURFACE WATER SAMPLING RESULTS 4-2

4.2.1 Volatile Organic Compounds 4-2

4.2.2 Metals 4-6

4.2.3 Hexavalent Chromium 4-6

4.3 UPCOMING 2015 SAMPLING ROUNDS 4-6

5 SUMMARY **5-1**

6 REFERENCES **6-1**

APPENDICES

APPENDIX A—SURFACE WATER SAMPLE LOG SHEETS

APPENDIX B—CHAIN-OF-CUSTODY FORMS AND DATA-VALIDATION REPORTS (ON CD)

APPENDIX C—CHEMICAL RESULTS DATA TABLE

TABLE OF CONTENTS (continued)

LIST OF FIGURES

Page

Figure 1-1 Martin State Airport, Dump Road Area, and Frog Mortar Creek Location Map 1-2

Figure 2-1 Martin State Airport and Surrounding Features 2-3

Figure 2-2 Site Features and Areas of Concern—Dump Road Area 2-4

Figure 3-1 Surface Water Sampling Locations—March 2015 3-9

Figure 4-1 Concentrations of Trichloroethene in Surface Water Samples, March 2015 4-19

Figure 4-2 Concentrations of *cis*-1,2-Dichloroethene in Surface Water Samples, March 2015 4-20

Figure 4-3 Concentrations of Vinyl Chloride in Surface Water Samples, March 2015 4-21

LIST OF TABLES

Page

Table 3-1 List of Samples and Chemical Analyses for Surface Water Samples—March 2015 3-8

Table 4-1 Statistical Summary of Analytes Detected in Surface Water Samples—March 2015 4-7

Table 4-2 Detected Analytes and Screening Level Exceedances for Surface Water Samples—March 2015 4-8

ACRONYMS

AWQC	ambient water quality criteria
BTAG	Biological Technical Advisory Group
BTEX	benzene, toluene, ethylbenzene, and xylenes
cis-1,2-DCE	*cis*-1,2-dichloroethene
COMAR	*Code of Maryland Regulations*
cVOC	chlorinated volatile organic compound
DRA	Dump Road Area
EL	Edwards Lane
GIS	geographic information system
IDW	investigation-derived waste
Lockheed Martin	Lockheed Martin Corporation
MDANG	Maryland Air National Guard
mg/L	milligram(s) per liter
MSA	Martin State Airport
µg/L	microgram(s) per liter
NRWQC	national recommended water quality criteria
PDF	portable document format
PPE	personal protective equipment
SVOC	semivolatile organic compound
TCE	trichloroethene
TB	trip blank
Tetra Tech	Tetra Tech, Inc.
USEPA	United States Environmental Protection Agency
VC	vinyl chloride
VOC	volatile organic compound

This page intentionally left blank.

Section 1
Introduction

On behalf of Lockheed Martin Corporation (Lockheed Martin), Tetra Tech, Inc. (Tetra Tech) has prepared this technical memorandum presenting the analytical results of surface water samples collected in Frog Mortar Creek adjacent to the Dump Road Area (DRA) at Martin State Airport (MSA) in Middle River, Maryland (see Figure 1-1). Samples were collected at 40 locations in Frog Mortar Creek on March 31, 2015 and submitted to an off-site laboratory for chemical analyses in accordance with the *2015 Surface Water Sampling Work Plan* (Tetra Tech, 2014). Additional chemical and spatial-distribution data were obtained for volatile organic compounds (VOCs) and metals in creek surface water that might emanate from a groundwater plume at the Dump Road Area of Martin State Airport. Results herein are compared to screening levels for the protection of human health and the environment. These data will provide information to:

- evaluate the interaction between Dump Road Area shallow groundwater and Frog Mortar Creek
- assess human health risks for recreational users of Frog Mortar Creek
- update modeling for shallow-groundwater flow patterns and discharge to Frog Mortar Creek

This technical memorandum is organized as follows:

Section 2—Site Background and Previous Investigations: Briefly describes the site and previous Frog Mortar Creek investigations.

Section 3—Investigation Approach and Methodology: Presents the technical approach and field methodology used for surface water sampling.

Section 4—Results: Presents the investigation results.

Section 5—Summary: Summarizes the investigation approach and results.

Section 6—References: Cites references used to compile this memorandum.

Map Document: (K:\GProject\MartinStateAirport-LMC\MapDocs\MXD\Maps\MSA and Dump Road Area location map_1 9 12.mxd)
1/9/2012 -- 10:27:03 AM

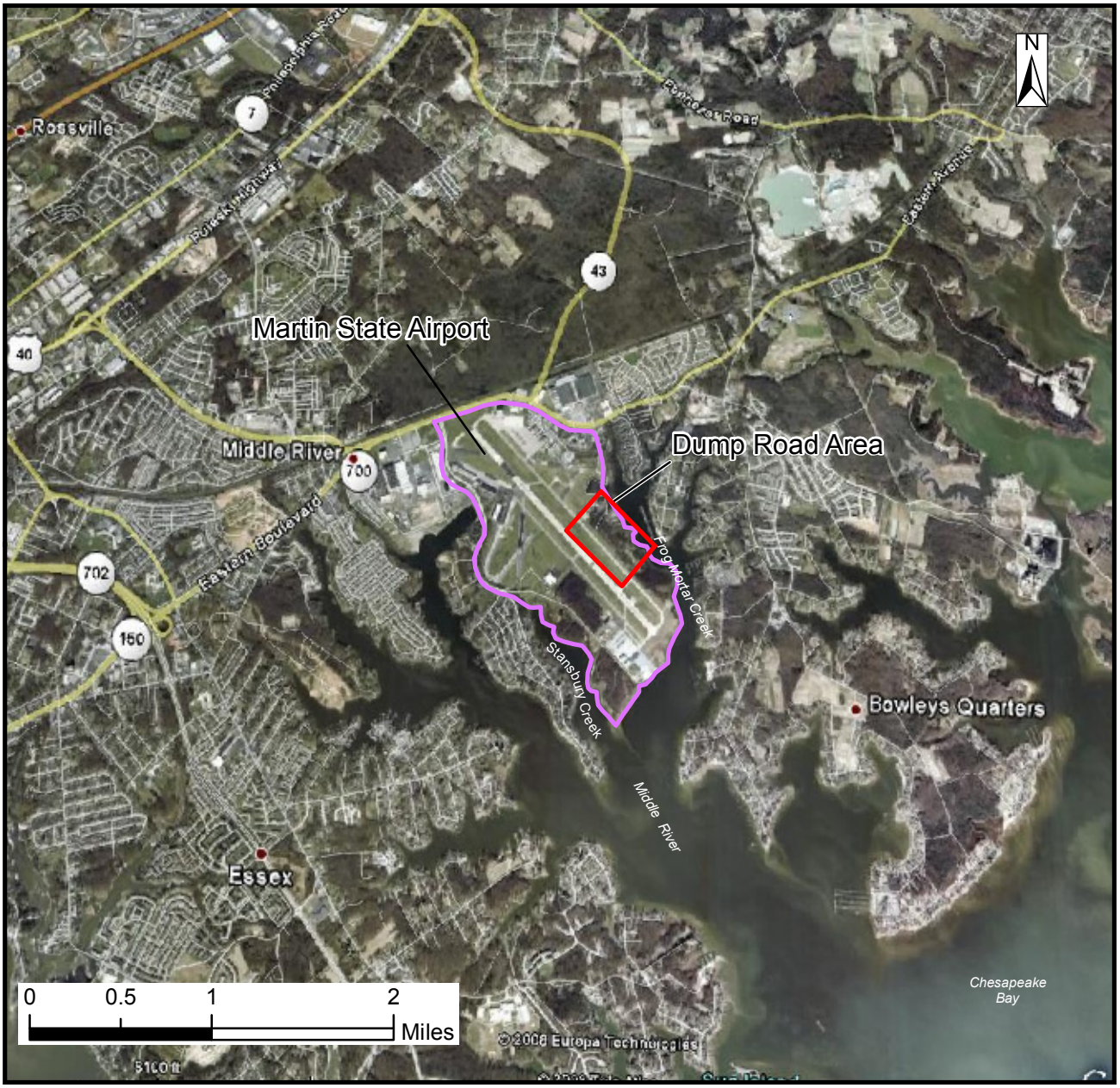

Source: Google Earth Pro, 2008

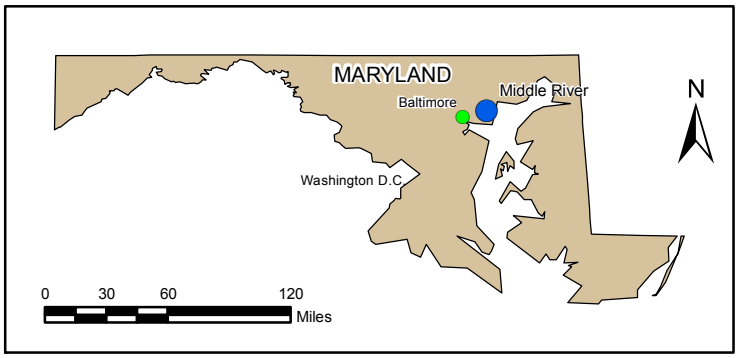

FIGURE 1-1

MARTIN STATE AIRPORT, DUMP ROAD AREA, AND FROG MORTAR CREEK LOCATION MAP

Frog Mortar Creek
Lockheed Martin, Martin State Airport
Middle River, Maryland

DATE MODIFIED:	CREATED BY:
1/9/12	MP

TETRA TECH

Section 2
Site Background and Previous Investigations

Martin State Airport (MSA) is at 701 Wilson Point Road in Middle River, Maryland. It is bounded by Frog Mortar Creek to the east and Stansbury Creek to the west (Figure 2-1); both are tidal tributaries of Chesapeake Bay. The area under investigation is Frog Mortar Creek, which is east of and adjacent to the Dump Road Area (DRA) at MSA (Figures 2-1 and 2-2).

Environmental studies have been conducted at the DRA since 1991, when the Maryland Aviation Administration removed drums discovered near Taxiway Tango (Figure 2-2). The DRA currently consists mostly of open meadows, mowed grass, and heavily wooded areas; however, it also includes a portion of Taxiway Tango and extends to the airport runway. Taxiway Tango is a concrete and asphalt taxiway currently used by the Maryland Air National Guard (MDANG) for military aircraft operations. The airport runway is used by MDANG and by state-owned and private aircraft.

Previous environmental studies at MSA demonstrate that soil, pond sediment, and groundwater at the DRA have been impacted by volatile organic compounds (VOCs), semivolatile organic compounds (SVOCs), and metals resulting from historical dumping and backfilling. Chlorinated VOCs (cVOCs) (including trichloroethene [TCE], *cis*-1,2-dichloroethene [*cis*-1,2-DCE], and vinyl chloride [VC]), petroleum-related VOCs (such as benzene, toluene, ethylbenzene, and xylenes [BTEX]), and several metals have been detected in DRA groundwater at concentrations exceeding state groundwater standards. Frog Mortar Creek is hydraulically downgradient of the DRA and receives groundwater discharging from the DRA.

TCE, *cis*-1,2-DCE, VC, benzene, toluene, xylenes, and several metals have been detected in surface water samples collected from Frog Mortar Creek. Surface water samples have been collected from Frog Mortar Creek since 1997, and multiple rounds of samples have been collected

annually since 2010. Summaries of studies conducted at Frog Mortar Creek from 1997–2014, and details of the area's physical setting, land use, physiography, and surface/subsurface conditions (i.e., soils, hydrology, and geology) are in the *2014 Surface Water Sampling Report for Frog Mortar Creek* (Tetra Tech, 2015), and are therefore not repeated herein.

Aerial photograph provided by ESRI's ArcGIS Online World Imagery map service (© 2011 ESRI and its data suppliers).

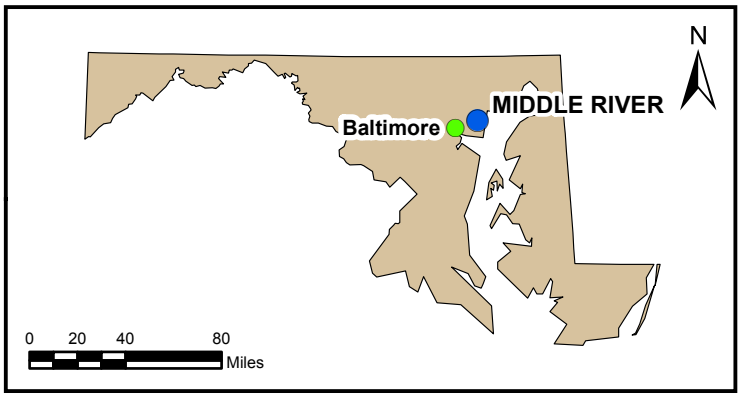

FIGURE 2-1

MARTIN STATE AIRPORT AND SURROUNDING FEATURES

Lockheed Martin, Martin State Airport
Middle River, Maryland

DATE MODIFIED: 11/12/14	CREATED BY: JEE

TETRA TECH

Map Document: (P:\GIS\Lockheed_MSA\MapDocs\MXD\msa_sitemap_may2014_alt.mxd)
11/12/14 -- KM

Map Document: (K:\GProject\MartinStateAirport-LMC\MapDocs\MXD\Maps\MSA MW and PZ_1994_1996_revised 032513.mxd)
3/25/2013 -- 3:02:28 PM

FIGURE 2-2

SITE FEATURES AND AREAS OF CONCERN DUMP ROAD AREA

LEGEND

- GROUNDWATER MONITORING WELL (MW) AND PIEZOMETER (PZ), 1994 - 1996
- OUTLINE OF FORMER COVE
- MARYLAND AIR NATIONAL GUARD BOUNDARY
- EARTHEN BERM
- EXTENT OF UNSATURATED CONTAMINATED SOIL AND LANDFILL MATERIAL
- POND

Lockheed Martin, Martin State Airport
Middle River, Maryland

0 60 120 240 Feet

N

DATE MODIFIED: 3/25/13

CREATED BY: SP

TETRA TECH

Section 3
Investigation Approach and Methodology

Previous surface water sampling data for Frog Mortar Creek supported the need for additional investigations to assess the extent to which surface water is affected by groundwater discharged from the Dump Road Area (DRA). The volatile organic compounds (VOCs) trichloroethene (TCE), *cis*-1,2-dichloroethene (*cis*-1,2-DCE), and vinyl chloride (VC) have previously been detected in Frog Mortar Creek surface water samples at concentrations exceeding ecological and/or human health screening-criteria; these analytes have also been detected in groundwater at the DRA. Constituent concentrations detected in surface water samples collected from Frog Mortar Creek were compared to chemical-specific United States Environmental Protection Agency (USEPA) and Maryland screening levels. These screening criteria include USEPA national recommended water quality criteria (NRWQC), Maryland ambient water quality criteria (AWQC), USEPA Biological Technical Advisory Group (BTAG) surface water screening-benchmarks, and site-specific screening levels for swimming developed by Lockheed Martin Corporation (Lockheed Martin).

The March 2015 sampling event is the first of six surface-water sampling rounds planned for 2015. The March sampling round was conducted to assess water quality in early spring, when minimal water-recreation is expected in Frog Mortar Creek. The next sampling round is scheduled for June 2015.

3.1 SURFACE WATER SAMPLING

3.1.1 Surface Water Sampling and Chemical Analyses

Forty surface water samples were collected from Frog Mortar Creek near the DRA site on March 31, 2015. Sampling locations are shown in Figure 3-1. Four samples were collected along each of nine transects spaced approximately 350 feet apart along the western shoreline of Frog

Mortar Creek; these transects are designated MSA-SW37, MSA-SW38, MSA-SW39, MSA-SW40, MSA-SW41, MSA-SW42, MSA-SW43, MSA-SW44, and MSA-SW45. Four samples were also collected along a transect extending out from the eastern shoreline of the creek at 3301 Edwards Lane (EL); this transect is designated EL-SW01 (see Figure 3-1). Along each transect, one sample was collected near the shoreline ("A" sample), one was collected approximately 50 feet from the shoreline ("B" sample), one was collected approximately 100 feet from the shoreline ("C" sample), and one was collected approximately 200 feet from the shoreline ("D" sample). Each sample was collected approximately one foot below the water surface. All surface water sampling locations were surveyed in the Maryland State Plane North American Datum 1983 (in feet) using a handheld global positioning system receiver.

Western-shoreline-transect samples (MSA-SW37 through MSA-SW45) at Frog Mortar Creek were analyzed for the following constituents or attribute:

- VOCs by SW846 Method 8260B
  (including Freon 113 [1,1,2-trichloro-1,2,2-trifluoroethane],
  Freon 22 [chlorodifluoromethane] and tentatively identified compounds)
- dissolved metals (filtered in the field) by SW846 Methods 6020A/7470A
- hardness by Standard Method SM 2340B
- hexavalent chromium by USEPA Method 218.6

The eastern-shoreline-transect samples (i.e., EL-SW01A–D) were analyzed for VOCs only because semivolatile organic compounds (SVOCs) were not detected at this transect during previous sampling episodes, or were detected at concentrations less than the screening criteria. In addition, metals exceedances (above the screening criteria) have been limited to areas adjacent to or near the western shoreline (i.e., main-channel metal concentrations were less than the screening criteria).

Analytical parameters for Frog Mortar Creek surface water samples are in Table 3-1. Water quality parameters (including temperature, pH, specific conductance, salinity, turbidity, dissolved oxygen, and oxidation-reduction potential) were measured and recorded at the time of sampling, along with the depth of water at all surface water sampling locations. Tidal-gauge water measurements were

also obtained from the staff gauge at 3301 Edwards Lane before and after sampling. Sampling information was documented on sample log sheets (see Appendix A).

Surface water samples were collected as grab samples from approximately one foot below the water surface using direct-fill sampling techniques. VOC samples were collected using a stainless steel discrete-interval sampler (also known as a "bacon bomb" sampler). The sampler was lowered to approximately one foot below the water surface, the check valve was engaged to allow the sampler to fill, the sampler was then brought to the surface, and the water was removed through a valve to fill three laboratory-cleaned, hydrochloric-acid-preserved, 40-milliliter sample vials. The discrete-interval sampler was cleaned after each use by rinsing it with distilled water over the creek. No decontamination fluids were collected during sampling.

Hexavalent chromium samples were collected in pre-cleaned bottles containing no sample preservatives (i.e., no nitric acid for preservation, as compared to other metal samples). Each bottle was submerged approximately one foot below the water surface and allowed to fill. Hexavalent chromium samples were expedited to the laboratory so they could be analyzed within the prescribed 24-hour (since collection) holding time. Field-filtered metals samples (i.e., samples for metals other than hexavalent chromium) were collected using a peristaltic pump and preserved to the appropriate pH level in the field with nitric acid. No duplicates were collected during this sampling round. A trip blank (one per cooler containing VOC samples) was submitted for VOC analysis for quality assurance/quality control purposes.

3.1.2 Documentation

A master site logbook was maintained as an overall record of field activities for the site. Sample documentation includes completed chain of custody forms and surface-water-specific sample log sheets. Chain of custody forms are standardized to summarize and document pertinent sample information, such as sample identification and type, matrix, date and time of collection, preservation, and the analysis requested. Sample-custody procedures document sample acquisition and integrity. Surface water sample log sheets are in Appendix A. Chain of custody forms and data validation reports are in Appendix B.

3.1.3 Sample Nomenclature and Handling

Surface water samples from transects SW37 through SW45 are identified with a unique sample identification tag. Surface water samples are labeled with an "MSA-SW" prefix, followed by the sample transect number, the profile location ("A," "B," "C," or "D"), and the six-digit sampling date. Similarly, surface water samples collected from Edwards Lane transects are identified with an "EL-SW01" prefix, the profile location ("A," "B," "C," or "D"), and the six-digit sampling date. For example, the surface water sample collected on March 31, 2015 from MSA-SW37A is labeled MSA-SW37A-033115. The trip blank is labeled with a "TB" prefix followed by the sample's six-digit submittal date (e.g., TB-033115).

Sample handling includes field-related considerations concerning the selection of sample containers, preservatives, allowable holding times, and analyses requested. Proper custody procedures were followed throughout all phases of sample collection and handling. Chain-of-custody protocols were used throughout sample handling to assure the evidentiary integrity of sample containers. These protocols demonstrate that the samples were handled and transferred in a manner that would prevent or detect possible tampering.

Sample containers were released under signature from the laboratory and accepted under signature by the sampler(s) or other individual(s) responsible for maintaining custody until the sample containers could be transferred to the sampler(s). Transport containers returning to the laboratory were sealed with strapping tape and a tamper-resistant custody seal. The custody seal contains the signature of the individual releasing the transport container, along with the date and time.

3.1.4 Equipment Decontamination

This project required minimal equipment decontamination. Both dedicated and disposable equipment were used for surface water sampling to reduce decontamination activities and eliminate potential sample cross-contamination. The discrete-interval sampler was cleaned after each use by rinsing with distilled water. Equipment was cleaned over the (creek) water after each sample had been collected. No decontamination fluids were collected during this sampling event.

3.1.5 Waste Management

Investigation-derived waste (IDW) consisted of personal protective equipment (PPE) and disposable equipment (filters, tubing, etc.) generated during field sampling. PPE IDW was brushed

off, placed in trash bags along with the disposable equipment, and disposed of in a facility trash receptacle designated by facility personnel.

3.2 DATA MANAGEMENT

Laboratory data-handling procedures met the requirements of the laboratory subcontract. All analytical and field data are maintained in project files, including copies of chain of custody forms, sample log forms, sampling location maps, and documentation of quality assurance and data corrections.

3.2.1 Data Tracking and Control

A cradle-to-grave sample tracking system was used from the beginning to the end of the sampling event. The field operations leader began and coordinated sample tracking before mobilizing the sampling team to the field. Preprinted sample-container labels generated before fieldwork began were reviewed to ensure that they were accurate and adhered to work plan requirements. The project manager coordinated with the analytical laboratory to ensure that the laboratory was aware of the number and type of samples and analyses that would be submitted.

During field sampling, the field operations leader forwarded the chain of custody form to a designated project assistant and to the laboratory. The project assistant confirmed that the chain of custody form provided the information required by the work plan. This allowed early detection of errors made in the field so that adjustments could be made before sample analyses. The laboratory submitted an electronic deliverable for each sample delivery group after the requested analyses had been performed. When all electronic deliverables had been received from the laboratory, the project assistant checked the laboratory submittal to determine whether the laboratory had performed all analyses requested. All requested analyses were performed for this project.

3.2.2 Sample Information

Data from field measurements were recorded using appropriate sample log sheets and then summarized in tabular form, as were the raw instrument-data from the laboratory. The field operations leader verified field data daily; laboratory data were verified by the group supervisor and then by the laboratory's quality control/documentation department. Sample log sheets are in Appendix A.

3.2.3 Project Data Compilation

The analytical laboratory generated an Adobe *Acrobat*® portable document format (PDF) file of the analytical data package, as well as an electronic-database deliverable. The electronic database was checked against the PDF file provided by the laboratory and updated as required based on data-qualifier flags applied during data validation. All data, such as units of measure and chemical nomenclature, were corrected as necessary to be consistent with the project database.

3.2.4 Geographic Information System

Data management systems for this investigation consist of a relational database and geographic information system (GIS) to manage environmental information pertaining to Martin State Airport (MSA). The relational database stores chemical, geological, hydrogeologic, and other environmental data collected during environmental investigations. The GIS is created from the relational database and contains subsets of the larger data pool. The GIS allows environmental data to be posted onto base maps to graphically represent project information. Compiled sampling, chemical, and positional data from this investigation were incorporated into the GIS.

3.3 DATA REVIEW

Data from the laboratory were entered into a sample database and evaluated against risk-based criteria. Data validation (to evaluate data completeness, holding times, calibrations, precision, accuracy, laboratory and field-blank contamination, and detection limits) was completed concurrent with the data evaluation. These reviews were based on the *USEPA Region III Modifications to the National Functional Guidelines for Data Review* (USEPA, 1993 and 1994) and the specifics of the analytical methods used. Data from this sampling event consist of chemical results for surface-water samples. Data validation reports and chain of custody forms are in Appendix B (on compact disc) as PDF files. A table with all analytical data for March 2015 Frog Mortar Creek surface water samples, including non-detects, is in Appendix C.

Collectively, these data are acceptable for their intended uses (site characterization and risk assessment), except for data qualified as unreliable (UR flag). The data qualifiers (i.e., flags) listed below were applied to the chemical results presented in this report. The first flag appears on the chemical-results tables in Section 4, and all flags appear in Appendices B and C:

J The analyte is considered present in the sample, but the value is estimated because the quantitation was above the method detection limit but below the laboratory reporting-limit.

U Not detected; the analyte is considered not detected at the reported value.

UJ The analyte is not detected. However, the quantitation or detection limit may be inaccurate or imprecise.

UR The result is considered qualitatively or quantitatively unreliable.

Table 3-1

List of Samples and Chemical Analyses for Surface Water Samples-March 2015
Frog Mortar Creek
Lockheed Martin, Martin State Airport, Middle River, Maryland

	Analyses Performed[1] (Method)			
	Volatile Organic Compounds[2]	Dissolved Metals	Hexavalent Chromium	Hardness
Sample Location ID	(USEPA 8260B)	(USEPA 6020A/7470A)	(USEPA 218.6)	(SM 2340B)
MSA-SW37A	X	X	X	X
MSA-SW37B	X	X	X	X
MSA-SW37C	X	X	X	X
MSA-SW37D	X	X	X	X
MSA-SW38A	X	X	X	X
MSA-SW38B	X	X	X	X
MSA-SW38C	X	X	X	X
MSA-SW38D	X	X	X	X
MSA-SW39A	X	X	X	X
MSA-SW39B	X	X	X	X
MSA-SW39C	X	X	X	X
MSA-SW39D	X	X	X	X
MSA-SW40A	X	X	X	X
MSA-SW40B	X	X	X	X
MSA-SW40C	X	X	X	X
MSA-SW40D	X	X	X	X
MSA-SW41A	X	X	X	X
MSA-SW41B	X	X	X	X
MSA-SW41C	X	X	X	X
MSA-SW41D	X	X	X	X
MSA-SW42A	X	X	X	X
MSA-SW42B	X	X	X	X
MSA-SW42C	X	X	X	X
MSA-SW42D	X	X	X	X
MSA-SW43A	X	X	X	X
MSA-SW43B	X	X	X	X
MSA-SW43C	X	X	X	X
MSA-SW43D	X	X	X	X
MSA-SW44A	X	X	X	X
MSA-SW44B	X	X	X	X
MSA-SW44C	X	X	X	X
MSA-SW44D	X	X	X	X
MSA-SW45A	X	X	X	X
MSA-SW45B	X	X	X	X
MSA-SW45C	X	X	X	X
MSA-SW45D	X	X	X	X
EL-SW01A	X			
EL-SW01B	X			
EL-SW01C	X			
EL-SW01D	X			

1 Temperature, pH, specific conductance, salinity, turbidity, dissolved oxygen, and oxidation-reduction potential were measured and recorded for each sample in the field

2 Included Freon 113 (1,1,2-trichloro-1,2,2-trifluoroethane), Freon 22 (chlorodifluoromethane), and tentatively identified compounds

SM - standard method

USEPA - United States Environmental Protection Agency

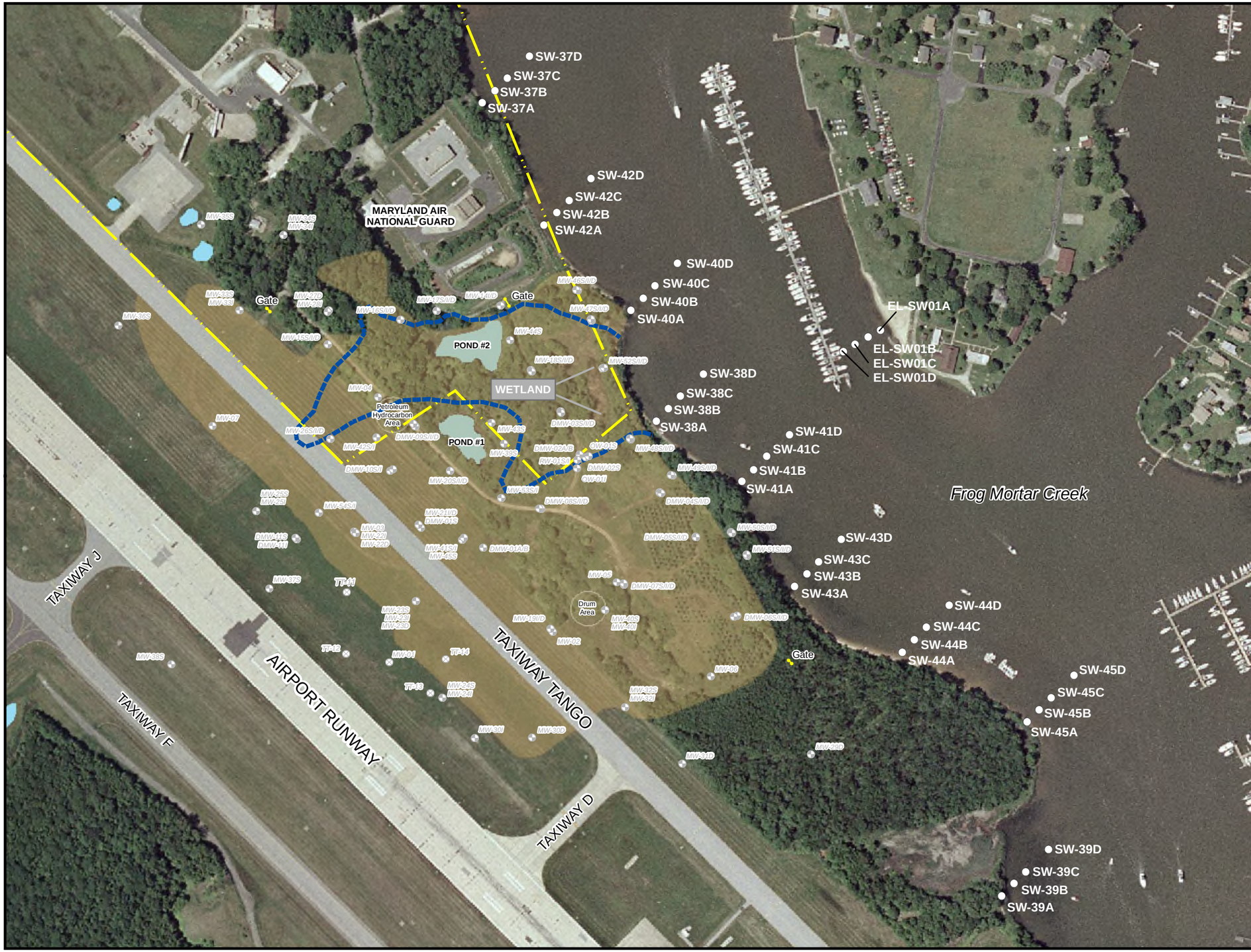

FIGURE 3-1

SURFACE WATER SAMPLING LOCATIONS, MARCH 2015
FROG MORTAR CREEK

LEGEND

- SURFACE WATER SAMPLE LOCATION
- GROUNDWATER MONITORING WELL
- ABANDONED WELL
- OUTLINE OF FORMER COVE
- MARYLAND AIR NATIONAL GUARD BOUNDARY
- EXTENT OF UNSATURATED CONTAMINATED SOIL AND LANDFILL MATERIAL
- POND

Lockheed Martin, Martin State Airport
Middle River, Maryland

0 150 300 Feet

N

DATE MODIFIED: 05/07/15

CREATED BY: JEE

TETRA TECH

Map Document: (P:\GIS\Lockheed_MSA\MapDocs\MXD\fmc_sw_samplocs_mar2015.mxd)
05/07/15 -- JEE

Section 4
Results

4.1 SURFACE WATER DATA AND SCREENING CRITERIA

Validated chemical data from the Frog Mortar Creek surface water samples collected in March 2014 were used to generate a statistical summary table (Table 4-1) and a table summarizing positive detections of chemical analytes (Table 4-2). Samples were analyzed for volatile organic compounds (VOCs) (including chlorinated VOCs [cVOCs]), fuel-related compounds such as benzene, toluene, ethylbenzene, and xylenes (BTEX), dissolved (i.e., filtered) metals, hexavalent chromium, and hardness. The eastern-shoreline-transect samples (e.g., EL-SW01) were analyzed for VOCs only, for the reasons described in Section 3.1.1. Table 4-2 compares surface-water sampling results to several applicable screening criteria, including:

- United States Environmental Protection Agency (USEPA) Region 3 Biological Technical Advisory Group (BTAG) freshwater screening-benchmarks (USEPA, 2006)
- USEPA national recommended water quality criteria (NRWQC) for acute and chronic aquatic-organism exposures, and NRWQC for human health aquatic-organism-consumption (USEPA, 2009)
- Maryland ambient water quality criteria (AWQC) for acute and chronic aquatic-organism exposures, and AWQC for human health aquatic-organism-consumption (*Code of Maryland Regulations* [COMAR], 2015)
- site-specific screening levels for swimming developed for trichloroethene (TCE), *cis*-1,2-dichloroethene (*cis*-1,2-DCE), and vinyl chloride (VC)

NRWQC, AWQC, and most BTAG screening levels for metals represent dissolved-metals concentrations in the water column; these criteria are therefore used to screen against filtered (dissolved) metals results only. BTAG screening levels for arsenic, mercury, molybdenum, selenium, and thallium are based on total metals concentration; because only dissolved metals were analyzed during this sampling round, results for these five metals are not directly comparable to BTAG criteria. NRWQC screening values for select dissolved metals (cadmium, chromium,

copper, lead, nickel, silver, and zinc) were adjusted for hardness using the USEPA-recommended value (400 milligrams per liter [mg/L]) provided in *National Recommended Water Quality Criteria: 2002* (USEPA, 2002). USEPA recommends using this value when site-specific data indicate high hardness levels (i.e., greater than 400 mg/L), as was reported during this sampling round.

Site-specific screening levels for TCE, *cis*-1,2-DCE, and VC were developed by Lockheed Martin Corporation (Lockheed Martin) to protect recreational users of Frog Mortar Creek. These screening levels were developed to assess the health of swimmers near the Dump Road Area (DRA) shoreline, assuming that they have long-term (30 years) exposure to surface water. The sampling results are also compared to these swimming criteria because they provide the most conservative (i.e., most protective) screening levels for recreational users of Frog Mortar Creek.

Gray shading in Table 4-2 indicates results that exceed one or more of their respective surface water screening criteria. Figures 4-1 through 4-3 show detected concentrations of TCE, *cis*-1,2-DCE, and VC (respectively); March 2015 exceedances of screening criteria are highlighted in these figures. A table summarizing analytical data, including non-detect results and detection limits is attached as Appendix C.

4.2 SURFACE WATER SAMPLING RESULTS

Several VOCs and metals were detected in the March 2015 surface water samples; results are summarized below and in Tables 4-1 and 4-2. Since most data discussed herein share the "MSA" prefix, it is dropped when referring to transects or samples to increase readability (e.g., "SW39" refers to transect MSA-SW39). Any discussion related to samples collected from the Edwards Lane transect (e.g., EL-SW01A) will be similarly identified (i.e., SW01A–SW01D) in the text.

4.2.1 Volatile Organic Compounds

The most frequently detected cVOCs were TCE, *cis*-1,2-DCE, and VC (Table 4-1); these three VOCs are also the primary cVOCs detected in the DRA groundwater plume. Toluene (a VOC detected in DRA groundwater) was detected in 22 samples at low concentrations. Low concentrations of xylenes were detected in 17 samples. Acetone, ethylbenzene,

1,4-dichlorobenzene, and 1,2,4-trimethylbenzene were detected infrequently in eight (e.g., acetone) or fewer samples. Benzene and chlorobenzene were in one sample each.

With the exceptions of TCE, VC, and toluene, all other detected concentrations of VOCs (including *cis*-1,2-DCE) are below screening levels. Eight TCE concentrations, 19 VC concentrations, and one toluene concentration exceed the screening criteria, as follows:

- TCE (28 and 24 micrograms per liter [µg/L]) at locations SW38A and SW40A (respectively) exceeds its ecological surface-water screening level (21 µg/L) and its site-specific screening-level for swimming (10 µg/L).
- TCE at locations SW37A (11 µg/L), SW37B (11 µg/L), SW38B (18 µg/L), SW41A (13 µg/L), SW42A (12 µg/L), and SW42B (19 µg/L) exceeds its site-specific screening-level for swimming (10 µg/L).
- VC at locations SW37A (18 µg/L), SW37B (5.2 µg/L), SW37C (1.5 µg/L), SW38A (4.6 µg/L), SW38B (2.4 µg/L), SW38C (0.86 µg/L), SW40A (6.8 µg/L), SW40B (1.3 µg/L), SW40C (0.79 µg/L), SW40D (0.72 µg/L), SW41A (0.96 µg/L), SW41B (0.9 µg/L), SW41C (0.87 µg/L), SW42A (9.1 µg/L), SW42B (3 µg/L), SW42C (1.1 µg/L), SW42D (0.82 µg/L), SW43B (1.1 µg/L), and SW43C (0.91 µg/L) exceeds the site-specific screening-level for swimming (0.7 µg/L).
- Toluene at location SW37B (4.2 µg/L) exceeds the BTAG concentration (2 µg/L).

TCE was detected in all 40 samples at concentrations ranging from 0.69*J* µg/L to 28 µg/L (Table 4-1 and Figure 4-1). *cis*-1,2-DCE was detected in all 40 samples at concentrations ranging from 0.44*J* µg/L to 21 µg/L (Table 4-1 and Figure 4-2). VC was detected less frequently than TCE and *cis*-1,2-DCE (in 35 of 40 samples), at concentrations ranging from 0.29*J* µg/L to 18 µg/L (Table 4-1 and Figure 4-3).

BTEX (common components of [boat motor] fuel) were detected in Frog Mortar Creek surface water samples at low concentrations below screening criteria, except for the toluene concentration at SW37B discussed above (Tables 4-1 and 4-2). BTEX are also found in DRA groundwater. BTEX were detected in creek surface water at the following frequency: toluene (22 of 40 samples), xylenes (17 of 40 samples), ethylbenzene (six of 40 samples), and benzene (one of 40 samples). Acetone, 1,4-dichlorobenzene, 1,2,4-trimethylbenzene, and chlorobenzene were detected at low concentrations in eight, four, three, and one samples, respectively. Concentrations of these four VOCs were below screening criteria (Table 4-2). The maximum detected concentration of toluene

in March 2015 is nearly 20 times greater than the toluene maximum for this time last year (March 2014), while the mean concentration of toluene in March 2015 was more than four times greater than the mean concentration in March 2014. 1,4-Dichlorobenzene, 1,2,4-trimethylbenzene, and chlorobenzene were detected primarily in samples collected nearest the shoreline (i.e., SW37A, SW37B, SW38A, SW39B, SW40A, SW41C, and SW42A).

To date, the highest TCE concentrations have been detected in surface water samples collected from transects east of the DRA (SW38, SW40, and SW41). Some of the highest TCE concentrations detected in this (March 2015) sampling round were also collected from these transects, and from transect SW42. Higher than average TCE concentrations (i.e., concentrations above the average of 5.73 µg/L [see Table 4-1]) were also detected north of the DRA at sampling locations SW37A (11 µg/L) and SW37B (11 µg/L), and near the southern portion of the DRA at sampling location SW43B (6.7 µg/L).

Transects SW38, SW40, and SW41 are east of the DRA monitoring wells that exhibit some of the highest concentrations of site-related constituents in shallow- and intermediate-depth groundwater (e.g., wells MW-52, DMW-02, DMW-4, and DMW-5). During the March 2014 sampling, the highest TCE concentrations (11–16 µg/L) were in the northern transects (SW37, SW42, and SW40), with SW38A exhibiting a much lower TCE concentration (4.4 µg/L). The maximum and average TCE concentrations detected in March 2015 (28 µg/L and 5.72 µg/L, respectively) are similar to those detected in December 2014 (38 µg/L and 4.50 µg/L, respectively), but higher than those detected in March 2014 (16 µg/L and 2.64 µg/L, respectively).

TCE concentrations in transects from the western shore of Frog Mortar Creek varied by more than one order of magnitude (i.e., a factor of 10) in March 2015 (Figure 4-1), ranging from 0.69*J* µg/L (SW39A) south of the DRA to 28 µg/L (SW38A) near the center of the DRA. Historically, TCE concentrations tend to decrease with increased distance from the shoreline, with the highest concentrations usually detected in shoreline ("A") samples. This trend is evident in the central and northern transects (SW43 north to SW37), where higher-concentration gradients appear to be present. The trend is less evident in one transect south of the DRA (SW44), and is reversed (i.e., slightly increased concentrations with increased sample distance from shore) in the two southernmost transects (SW45 and SW39). Consistent with previous sampling rounds, TCE concentrations detected in samples collected from the eastern shoreline transect (SW01) at

Edwards Lane were typically lower than concentrations detected in the western shoreline transects. Edwards-Lane-transect TCE results for March 2015 (1.1–1.3 µg/L) are nearly twice the concentrations detected in December 2014 (0.57*J*–0.80*J* µg/L), but are similar to those detected last year (0.86*J*–1.1 µg/L in March 2014).

The *cis*-1,2-DCE frequency of detection (100%) is similar to the last sampling round (December 2014), but is not consistent with this time last year (March 2014). Similar to TCE, the highest detected *cis*-1,2-DCE concentrations in March 2015 were from sampling locations SW38A (21 µg/L) and SW40A (17 µg/L) (Figure 4-2); however, these concentrations do not exceed screening criteria. The maximum and average *cis*-1,2-DCE concentrations this round (21 µg/L and 3.58 µg/L, respectively) are similar to those for December 2014 (26 µg/L and 2.74 µg/L, respectively), but are higher than those for March 2014 (7.3 µg/L and 1.15 µg/L, respectively). The spatial distributions of *cis*-1,2-DCE in March 2015 are similar to spatial distributions for TCE; *cis*-1,2-DCE concentrations decrease with increased distance from the shoreline in central and northern transects that exhibit higher concentration gradients (SW43 north to SW37). As with the TCE distributions, the trend is less evident in transect SW44, and is reversed in southern transect SW39. In contrast to the TCE distributions, SW45 shows a slight but regular decrease in *cis*-1,2-DCE concentrations with increasing distance from shore.

The highest concentrations of VC were detected in transects north of the DRA (SW37 and SW42) and transects near the center of the DRA (SW38 and SW40). Along the shoreline, the maximum concentration was detected from the most northern sampling location SW-37A (18 µg/L), and concentrations consistently decreased moving south until vinyl chloride was not detected from shoreline samples from transects SW-45 and SW-39. As indicated earlier, VC concentrations in 19 samples exceed the site-specific swimming screening-level (0.7 µg/L).

The maximum and average detected VC concentrations for March 2015 (18 µg/L and 1.91 µg/L, respectively) are similar to those for December 2014 (19 µg/L and 1.91 µg/L, respectively), but are higher than those for March 2014 (1.9 µg/L and 0.27 µg/L, respectively). VC was detected at the four eastern shoreline locations (transect SW01) at concentrations (0.31–0.38 µg/L) less than the screening criteria (0.7 µg/L). VC was not detected at any of the transect SW01 sampling locations in 2014, but has been detected infrequently in this area at similar concentrations before 2014.

4.2.2 Metals

Dissolved barium (30–33 µg/L) exceeds its lowest screening level (4 µg/L) in all samples in which it was analyzed for; this pattern is consistent with previous sampling rounds. However, March 2015 barium concentrations are lower than those detected in December 2014 (45-55 µg/L) and in March 2014 (30–42 µg/L). Dissolved arsenic (1.4*J*–1.9*J* µg/L) exceeds its human health consumption-of-aquatic-organism criterion (1.4 µg/L) in 19 of 36 samples, and cadmium (0.66*J*–0.81*J* µg/L) exceeds its chronic NRWQC and BTAG criteria (0.64 µg/L) in five of 36 near-shore samples (four "A" samples and one "B" sample). No other metals were detected at concentrations exceeding their screening criteria.

4.2.3 Hexavalent Chromium

Hexavalent chromium was detected in 22 of 36 samples at concentrations (0.028*J*–0.085*J* µg/L) more than two orders of magnitude (i.e., 100 times) below its lowest screening level (11 µg/L).

4.3 UPCOMING 2015 SAMPLING ROUNDS

Lockheed Martin will conduct additional surface water monitoring at the same 40 locations on Frog Mortar Creek in June, July, August, September, and December 2015.

Table 4-1

Statistical Summary of Analytes Detected in Surface Water Samples-March 2015
Frog Mortar Creek
Lockheed Martin, Martin State Airport, Middle River, Maryland

Chemical	Frequency of detection		Mininum non-detect concentration	Maximum non-detect concentration	Mininum detected concentration	Maximum detected concentration	Location of maximum detected concentration	Sample of maximum detected concentration	Mean of all samples	Mean of positive detects	Standard deviation
	Number	Percent									
Volatile organic compounds (µg/L)											
cis-1,2-Dichloroethene	40/40	100	--	--	0.44 J	21	MSA-SW-38A	MSA-SW38A-033115	3.58	3.58	5.00
Trichloroethene	40/40	100	--	--	0.69 J	28	MSA-SW-38A	MSA-SW38A-033115	5.72	5.72	6.63
Vinyl chloride	35/40	88	0.29 U	0.29 U	0.29 J	18	MSA-SW-37A	MSA-SW37A-033115	1.69	1.91	3.27
Toluene	22/40	55	0.23 U	0.23 U	0.23 J	4.2	MSA-SW-37B	MSA-SW37B-033115	0.53	0.86	0.77
m+p- Xylenes	17/40	43	0.24 U	0.24 U	0.24 J	2.8	MSA-SW-37B	MSA-SW37B-033115	0.46	0.92	0.62
Total xylenes	9/40[(1)]	23	0.52 U	0.52 U	0.67 J	3.9	MSA-SW-37B	MSA-SW37B-033115	0.60	1.78	0.79
Acetone	8/40	20	0.94 U	0.94 U	2.6 J	44	MSA-SW-40A	MSA-SW40A-033115	3.52	15.7	8.24
o- Xylene	8/40	20	0.25 U	0.25 U	0.25 J	1.1	MSA-SW-37B	MSA-SW37B-033115	0.19	0.45	0.18
Ethylbenzene	6/40	15	0.25 U	0.25 U	0.27 J	0.73 J	MSA-SW-37B	MSA-SW37B-033115	0.17	0.39	0.11
1,4-Dichlorobenzene	4/40	10	0.27 U	0.27 U	0.46 J	0.61 J	MSA-SW-37A,40A	MSA-SW37A, 40A-033115	0.18	0.54	0.13
1,2,4-Trimethylbenzene	3/40	8	0.41 U	0.41 U	0.51 J	1	MSA-SW-37B	MSA-SW37B-033115	0.25	0.76	0.16
Benzene	1/40	3	0.35 U	0.35 U	0.6 J	0.6 J	MSA-SW-37B	MSA-SW37B-033115	0.19	0.60	0.07
Chlorobenzene	1/40	3	0.25 U	0.25 U	0.28 J	0.28 J	MSA-SW-37A	MSA-SW37A-033115	0.13	0.28	0.02
Dissolved (filtered) metals (µg/L)											
Barium	36/36	100	--	--	30	33	MSA-SW-37D,42C,42D,37B	SW37D,42C,42D,37B-033115	31	31	0.87
Cobalt	36/36	100	--	--	0.48 J	4.7	MSA-SW-43A	MSA-SW43A-033115	1.35	1.35	1.24
Copper	36/36	100	--	--	2.4	5.1	MSA-SW-40D	MSA-SW40D-033115	3.6	3.6	0.69
Nickel	36/36	100	--	--	2	7.5	MSA-SW-43A,44A	MSA-SW43A,44A-033115	3.3	3.3	1.39
Selenium	36/36	100	--	--	0.43 J	1.1 J	MSA-SW-37B,42B	MSA-SW37B,42B-033115	0.66	0.66	0.16
Zinc	36/36	100	--	--	7.8 J	26	MSA-SW-43A	MSA-SW43A-033115	13.0	13.0	3.78
Arsenic	20/36	56	1.6 U	2 U	1.4 J	1.9 J	MSA-SW-37D,40D	MSA-SW37D,40D-033115	1.4	1.7	0.42
Cadmium	20/36	56	0.25 U	0.4 U	0.42 J	0.81 J	MSA-SW-38A	MSA-SW38A-033115	0.38	0.55	0.21
Lead	12/36	33	0.11 U	0.11 U	0.11 J	0.72 J	MSA-SW-38A	MSA-SW38A-033115	0.12	0.26	0.14
Thallium	4/36	11	0.074 U	0.074 U	0.13 J	0.18 J	MSA-SW-37B	MSA-SW37B-033115	0.050	0.155	0.038
Beryllium	1/36	3	0.053 U	0.21 U	0.29 J	0.29 J	MSA-SW-43A	MSA-SW43A-033115	0.05	0.29	0.05
Silver	1/36	3	0.02 U	0.02 U	0.081 J	0.081 J	MSA-SW-41D	MSA-SW41D-033115	0.012	0.081	0.012
Miscellaneous parameters (mg/L)											
Calcium hardness as $CaCO_3$	36/36	100	--	--	160	180	MSA-SW-37A,38A	MSA-SW37A,38A-033115	167	167	5.77
Hardness as $CaCO_3$	36/36	100	--	--	700	790	MSA-SW-42D	MSA-SW42D-033115	746	746	17.3
Magnesium hardness as $CaCO_3$	36/36	100	--	--	540	620	MSA-SW-42D	MSA-SW42D-033115	580	580	15.4
Miscellaneous parameters (µg/L)											
Hexavalent chromium	22/36	61	0.04 UJ	0.04 UJ	0.028 J	0.085 J	MSA-SW-42B	MSA-SW42B-033115	0.035	0.044	0.016

1 The detection limit for total xylenes is less than those for *o*-xylene and *m+p* xylenes. Therefore, detections of xylene isomers below the total xylene detection limit are not reported as detected for total xylenes.

For non-detects, 1/2 sample quantitation limit was used as a proxy concentration.

1/2 the detection limit was used for B qualified data.

-- non-detect concentation not available because analyte was detected in all samples.

$CaCO_3$ - calcium carbonate

EL - Edwards Lane

J - Positive result is considered estimated

µg/L - micrograms per liter

mg/L - milligrams per liter

SW - surface water

U - analyte not detected at the concentration shown left of the letter

Table 4-2

Detected Analytes and Screening Level Exceedances for Surface Water Samples-March 2015
Frog Mortar Creek
Lockheed Martin, Martin State Airport, Middle River, Maryland

LOCATION SAMPLE ID SAMPLE DATE	National Recommended Water Quality Criteria[1] Freshwater		Ecological Surface Water Screening Level[2]	Human Health Consumption of Organism Only[1][3]	Swimming Screening Levels[4]	EL-SW01A EL-SW01A-033115 3/31/2015	EL-SW01B EL-SW01B-033115 3/31/2015	EL-SW01C EL-SW01C-033115 3/31/2015	EL-SW01D EL-SW01D-033115 3/31/2015
	Acute	Chronic							
1,2,4-Trimethylbenzene	NA	NA	33	NA	NA	--	--	--	--
1,4-Dichlorobenzene	NA	NA	26	190	NA	--	--	--	--
Acetone	NA	NA	1500	NA	NA	9.9	--	--	--
Benzene	NA	NA	370	510[3]	NA	--	--	--	--
Chlorobenzene	NA	NA	1.3	1600	NA	--	--	--	--
cis -1,2-Dichloroethene	NA	NA	590[5]	NA	NA	0.61 J	0.61 J	0.6 J	0.71 J
Ethylbenzene	NA	NA	90	2100	NA	--	0.27 J	--	--
m+p- Xylenes	NA	NA	NA	NA	NA	0.26 J	0.82 J	0.45 J	--
o- Xylene	NA	NA	NA	NA	NA	--	0.33 J	--	--
Toluene	NA	NA	2	15000	NA	0.48 J	1.5	0.74 J	--
Total xylenes	NA	NA	13	NA	NA	--	1.2 J	--	--
Trichloroethene	NA	NA	21	300[3]	10	1.1	1.2	1.2	1.3
Vinyl chloride	NA	NA	930	24[3]	0.7	0.32 J	0.31 J	0.33 J	0.38 J
Dissolved (filtered) metals (µg/L)									
Arsenic	340	150	NA[6]	1.4[3]	NA	NA	NA	NA	NA
Barium	NA	NA	4	NA	NA	NA	NA	NA	NA
Beryllium	NA	NA	0.66	NA	NA	NA	NA	NA	NA
Cadmium	7.46[7]	0.64[7]	0.64[7]	NA	NA	NA	NA	NA	NA
Cobalt	NA	NA	23	NA	NA	NA	NA	NA	NA
Copper	49.6[7]	29.3[7]	29.3[7]	NA	NA	NA	NA	NA	NA
Lead	281[7]	10.9[7]	10.9[7]	NA	NA	NA	NA	NA	NA
Nickel	1512[7]	168[7]	168[7]	4600	NA	NA	NA	NA	NA
Selenium	NA	NA[6]	NA[6]	4200	NA	NA	NA	NA	NA
Silver	34.9[7]	NA	34.9[7]	NA	NA	NA	NA	NA	NA
Thallium	NA	NA	NA[6]	0.47	NA	NA	NA	NA	NA
Zinc	379[7]	382[7]	382[7]	26000	NA	NA	NA	NA	NA
Miscellaneous parameters (mg/L)									
Calcium hardness as $CaCO_3$	NA	NA	NA	NA	NA	NA	NA	NA	NA
Hardness as $CaCO_3$	NA	NA	NA	NA	NA	NA	NA	NA	NA
Magnesium hardness as $CACO_3$	NA	NA	NA	NA	NA	NA	NA	NA	NA
Miscellaneous parameters (µg/L)									
Hexavalent chromium	16	11	11	NA	NA	NA	NA	NA	NA

Table 4-2

Detected Analytes and Screening Level Exceedances for Surface Water Samples-March 2015
Frog Mortar Creek
Lockheed Martin, Martin State Airport, Middle River, Maryland

LOCATION SAMPLE ID SAMPLE DATE	National Recommended Water Quality Criteria[1] Freshwater		Ecological Surface Water Screening Level[2]	Human Health Consumption of Organism Only[1][3]	Swimming Screening Levels[4]	MSA-SW-37A MSA-SW37A-033115 3/31/2015	MSA-SW-37B MSA-SW37B-033115 3/31/2015	MSA-SW-37C MSA-SW37C-033115 3/31/2015	MSA-SW-37D MSA-SW37D-033115 3/31/2015
	Acute	Chronic							
1,2,4-Trimethylbenzene	NA	NA	33	NA	NA	--	1	--	--
1,4-Dichlorobenzene	NA	NA	26	190	NA	0.61 J	--	--	--
Acetone	NA	NA	1500	NA	NA	--	--	--	--
Benzene	NA	NA	370	510[3]	NA	--	0.6 J	--	--
Chlorobenzene	NA	NA	1.3	1600	NA	0.28 J	--	--	--
cis -1,2-Dichloroethene	NA	NA	590[5]	NA	NA	16	7.5	2	0.81 J
Ethylbenzene	NA	NA	90	2100	NA	--	0.73 J	--	--
m+p- Xylenes	NA	NA	NA	NA	NA	0.33 J	2.8	--	--
o- Xylene	NA	NA	NA	NA	NA	--	1.1	--	--
Toluene	NA	NA	2	15000	NA	0.23 J	4.2	--	--
Total xylenes	NA	NA	13	NA	NA	--	3.9	--	--
Trichloroethene	NA	NA	21	300[3]	10	11	11	3.9	1.2
Vinyl chloride	NA	NA	930	24[3]	0.7	18	5.2	1.5	0.47 J
Dissolved (filtered) metals (µg/L)									
Arsenic	340	150	NA[6]	1.4[3]	NA	1.4 J	1.7 J	1.8 J	1.9 J
Barium	NA	NA	4	NA	NA	31	33	32	33
Beryllium	NA	NA	0.66	NA	NA	--	--	--	--
Cadmium	7.46[7]	0.64[7]	0.64[7]	NA	NA	0.66 J	0.64 J	0.48 J	0.47 J
Cobalt	NA	NA	23	NA	NA	1.7	1.1	0.8 J	0.72 J
Copper	49.6[7]	29.3[7]	29.3[7]	NA	NA	3.9	4	4.6	4.4
Lead	281[7]	10.9[7]	10.9[7]	NA	NA	0.2 J	0.22 J	0.22 J	0.19 J
Nickel	1512[7]	168[7]	168[7]	4600	NA	2.4	2.3	3.8	3.7
Selenium	NA	NA[6]	NA[6]	4200	NA	0.86 J	1.1 J	0.68 J	0.74 J
Silver	34.9[7]	NA	34.9[7]	NA	NA	--	--	--	--
Thallium	NA	NA	NA[6]	0.47	NA	0.15 J	0.18 J	--	--
Zinc	379[7]	382[7]	382[7]	26000	NA	12 J	12 J	14 J	16 J
Miscellaneous parameters (mg/L)									
Calcium hardness as $CaCO_3$	NA	NA	NA	NA	NA	180	170	170	170
Hardness as $CaCO_3$	NA	NA	NA	NA	NA	740	770	750	760
Magnesium hardness as $CACO_3$	NA	NA	NA	NA	NA	560	600	590	590
Miscellaneous parameters (µg/L)									
Hexavalent chromium	16	11	11	NA	NA	--	--	--	--

Table 4-2

Detected Analytes and Screening Level Exceedances for Surface Water Samples-March 2015
Frog Mortar Creek
Lockheed Martin, Martin State Airport, Middle River, Maryland

LOCATION SAMPLE ID SAMPLE DATE	National Recommended Water Quality Criteria[1] Freshwater		Ecological Surface Water Screening Level[2]	Human Health Consumption of Organism Only[1][3]	Swimming Screening Levels[4]	MSA-SW-38A MSA-SW38A-033115 3/31/2015	MSA-SW-38B MSA-SW38B-033115 3/31/2015	MSA-SW-38C MSA-SW38C-033115 3/31/2015	MSA-SW-38D MSA-SW38D-033115 3/31/2015
	Acute	Chronic							
1,2,4-Trimethylbenzene	NA	NA	33	NA	NA	--	--	--	--
1,4-Dichlorobenzene	NA	NA	26	190	NA	0.46 J	--	--	--
Acetone	NA	NA	1500	NA	NA	--	--	--	--
Benzene	NA	NA	370	510[3]	NA	--	--	--	--
Chlorobenzene	NA	NA	1.3	1600	NA	--	--	--	--
cis -1,2-Dichloroethene	NA	NA	590[5]	NA	NA	21	6.4	2.1	1
Ethylbenzene	NA	NA	90	2100	NA	0.38 J	--	--	--
m+p- Xylenes	NA	NA	NA	NA	NA	2.2	0.82 J	--	--
o- Xylene	NA	NA	NA	NA	NA	0.34 J	0.26 J	--	--
Toluene	NA	NA	2	15000	NA	0.24 J	1.1	--	--
Total xylenes	NA	NA	13	NA	NA	2.5	1.1 J	--	--
Trichloroethene	NA	NA	21	300[3]	10	28	18	5.7	2.4
Vinyl chloride	NA	NA	930	24[3]	0.7	4.6	2.4	0.86	0.52
Dissolved (filtered) metals (µg/L)									
Arsenic	340	150	NA[6]	1.4[3]	NA	1.6 J	1.7 J	1.7 J	1.7 J
Barium	NA	NA	4	NA	NA	32	31	31	31
Beryllium	NA	NA	0.66	NA	NA	--	--	--	--
Cadmium	7.46[7]	0.64[7]	0.64[7]	NA	NA	0.81 J	0.59 J	--	--
Cobalt	NA	NA	23	NA	NA	3.8	1.3	0.66 J	0.61 J
Copper	49.6[7]	29.3[7]	29.3[7]	NA	NA	4.9	3.5	3.5	3.9
Lead	281[7]	10.9[7]	10.9[7]	NA	NA	0.72 J	--	--	--
Nickel	1512[7]	168[7]	168[7]	4600	NA	3.9	2.3	2	3.9
Selenium	NA	NA[6]	NA[6]	4200	NA	0.54 J	0.54 J	0.59 J	0.5 J
Silver	34.9[7]	NA	34.9[7]	NA	NA	--	--	--	--
Thallium	NA	NA	NA[6]	0.47	NA	--	--	--	--
Zinc	379[7]	382[7]	382[7]	26000	NA	17 J	12 J	12 J	15 J
Miscellaneous parameters (mg/L)									
Calcium hardness as $CaCO_3$	NA	NA	NA	NA	NA	180	160	160	160
Hardness as $CaCO_3$	NA	NA	NA	NA	NA	750	720	740	750
Magnesium hardness as $CACO_3$	NA	NA	NA	NA	NA	570	560	580	580
Miscellaneous parameters (µg/L)									
Hexavalent chromium	16	11	11	NA	NA	--	--	--	0.034 J

Table 4-2

Detected Analytes and Screening Level Exceedances for Surface Water Samples-March 2015
Frog Mortar Creek
Lockheed Martin, Martin State Airport, Middle River, Maryland

LOCATION SAMPLE ID SAMPLE DATE	National Recommended Water Quality Criteria[1] Freshwater		Ecological Surface Water Screening Level[2]	Human Health Consumption of Organism Only[1][3]	Swimming Screening Levels[4]	MSA-SW-39A MSA-SW39A-033115 3/31/2015	MSA-SW-39B MSA-SW39B-033115 3/31/2015	MSA-SW-39C MSA-SW39C-033115 3/31/2015	MSA-SW-39D MSA-SW39D-033115 3/31/2015
	Acute	Chronic							
1,2,4-Trimethylbenzene	NA	NA	33	NA	NA	--	0.78 J	--	--
1,4-Dichlorobenzene	NA	NA	26	190	NA	--	--	--	--
Acetone	NA	NA	1500	NA	NA	--	--	--	--
Benzene	NA	NA	370	510[3]	NA	--	--	--	--
Chlorobenzene	NA	NA	1.3	1600	NA	--	--	--	--
cis -1,2-Dichloroethene	NA	NA	590[5]	NA	NA	0.44 J	0.57 J	0.75 J	0.8 J
Ethylbenzene	NA	NA	90	2100	NA	--	0.32 J	--	--
m+p- Xylenes	NA	NA	NA	NA	NA	--	1.2 J	--	--
o- Xylene	NA	NA	NA	NA	NA	--	0.54 J	--	--
Toluene	NA	NA	2	15000	NA	0.35 J	1.8	--	0.42 J
Total xylenes	NA	NA	13	NA	NA	--	1.7 J	--	--
Trichloroethene	NA	NA	21	300[3]	10	0.69 J	1	1.2	1.4
Vinyl chloride	NA	NA	930	24[3]	0.7	--	--	--	--
Dissolved (filtered) metals (µg/L)									
Arsenic	340	150	NA[6]	1.4[3]	NA	1.8 J	1.8 J	1.8 J	1.8 J
Barium	NA	NA	4	NA	NA	30	30	31	31
Beryllium	NA	NA	0.66	NA	NA	--	--	--	--
Cadmium	7.46[7]	0.64[7]	0.64[7]	NA	NA	--	--	--	--
Cobalt	NA	NA	23	NA	NA	1.9	0.52 J	0.52 J	0.53 J
Copper	49.6[7]	29.3[7]	29.3[7]	NA	NA	2.4	2.6	2.8	2.8
Lead	281[7]	10.9[7]	10.9[7]	NA	NA	--	--	--	--
Nickel	1512[7]	168[7]	168[7]	4600	NA	3.8	2.3	2.4	2.3
Selenium	NA	NA[6]	NA[6]	4200	NA	0.62 J	0.53 J	0.43 J	0.67 J
Silver	34.9[7]	NA	34.9[7]	NA	NA	--	--	--	--
Thallium	NA	NA	NA[6]	0.47	NA	--	--	--	--
Zinc	379[7]	382[7]	382[7]	26000	NA	10 J	7.8 J	8.5 J	9.3 J
Miscellaneous parameters (mg/L)									
Calcium hardness as $CaCO_3$	NA	NA	NA	NA	NA	160	160	170	170
Hardness as $CaCO_3$	NA	NA	NA	NA	NA	730	750	750	750
Magnesium hardness as $CACO_3$	NA	NA	NA	NA	NA	570	580	590	580
Miscellaneous parameters (µg/L)									
Hexavalent chromium	16	11	11	NA	NA	--	--	--	0.034 J

Table 4-2

Detected Analytes and Screening Level Exceedances for Surface Water Samples-March 2015
Frog Mortar Creek
Lockheed Martin, Martin State Airport, Middle River, Maryland

LOCATION SAMPLE ID SAMPLE DATE	National Recommended Water Quality Criteria[1] Freshwater		Ecological Surface Water Screening Level[2]	Human Health Consumption of Organism Only[1][3]	Swimming Screening Levels[4]	MSA-SW-40A MSA-SW40A-033115 3/31/2015	MSA-SW-40B MSA-SW40B-033115 3/31/2015	MSA-SW-40C MSA-SW40C-033115 3/31/2015	MSA-SW-40D MSA-SW40D-033115 3/31/2015
	Acute	Chronic							
1,2,4-Trimethylbenzene	NA	NA	33	NA	NA	--	--	--	--
1,4-Dichlorobenzene	NA	NA	26	190	NA	0.61 J	--	--	--
Acetone	NA	NA	1500	NA	NA	44	2.6 J	--	9.9
Benzene	NA	NA	370	510[3]	NA	--	--	--	--
Chlorobenzene	NA	NA	1.3	1600	NA	--	--	--	--
cis -1,2-Dichloroethene	NA	NA	590[5]	NA	NA	17	3.6	1.9	1.3
Ethylbenzene	NA	NA	90	2100	NA	0.35 J	--	--	--
m+p- Xylenes	NA	NA	NA	NA	NA	2	--	0.7 J	--
o- Xylene	NA	NA	NA	NA	NA	0.29 J	--	0.25 J	--
Toluene	NA	NA	2	15000	NA	0.24 J	--	1.3	--
Total xylenes	NA	NA	13	NA	NA	2.3	--	0.95 J	--
Trichloroethene	NA	NA	21	300[3]	10	24	10	4.6	3.1
Vinyl chloride	NA	NA	930	24[3]	0.7	6.8	1.3	0.79	0.72
Dissolved (filtered) metals (µg/L)									
Arsenic	340	150	NA[6]	1.4[3]	NA	1.8 J	1.8 J	1.8 J	1.9 J
Barium	NA	NA	4	NA	NA	31	31	32	32
Beryllium	NA	NA	0.66	NA	NA	--	--	--	--
Cadmium	7.46[7]	0.64[7]	0.64[7]	NA	NA	0.69 J	0.5 J	0.42 J	0.42 J
Cobalt	NA	NA	23	NA	NA	2.2	0.96 J	0.72 J	0.69 J
Copper	49.6[7]	29.3[7]	29.3[7]	NA	NA	3.3	3.5	4	5.1
Lead	281[7]	10.9[7]	10.9[7]	NA	NA	--	--	0.2 J	0.41 J
Nickel	1512[7]	168[7]	168[7]	4600	NA	2.6	3.6	2.2	3
Selenium	NA	NA[6]	NA[6]	4200	NA	0.6 J	0.6 J	0.55 J	0.6 J
Silver	34.9[7]	NA	34.9[7]	NA	NA	--	--	--	--
Thallium	NA	NA	NA[6]	0.47	NA	--	--	--	--
Zinc	379[7]	382[7]	382[7]	26000	NA	13 J	14 J	13 J	15 J
Miscellaneous parameters (mg/L)									
Calcium hardness as $CaCO_3$	NA	NA	NA	NA	NA	170	160	170	170
Hardness as $CaCO_3$	NA	NA	NA	NA	NA	740	730	760	750
Magnesium hardness as $CACO_3$	NA	NA	NA	NA	NA	570	570	590	590
Miscellaneous parameters (µg/L)									
Hexavalent chromium	16	11	11	NA	NA	--	0.049 J	0.029 J	0.038 J

Table 4-2

Detected Analytes and Screening Level Exceedances for Surface Water Samples-March 2015
Frog Mortar Creek
Lockheed Martin, Martin State Airport, Middle River, Maryland

LOCATION SAMPLE ID SAMPLE DATE	National Recommended Water Quality Criteria[1] Freshwater		Ecological Surface Water Screening Level[2]	Human Health Consumption of Organism Only[1][3]	Swimming Screening Levels[4]	MSA-SW-41A MSA-SW41A-033115 3/31/2015	MSA-SW-41B MSA-SW41B-033115 3/31/2015	MSA-SW-41C MSA-SW41C-033115 3/31/2015	MSA-SW-41D MSA-SW41D-033115 3/31/2015
	Acute	Chronic							
1,2,4-Trimethylbenzene	NA	NA	33	NA	NA	--	--	0.51 J	--
1,4-Dichlorobenzene	NA	NA	26	190	NA	--	--	--	--
Acetone	NA	NA	1500	NA	NA	--	22	--	--
Benzene	NA	NA	370	510[3]	NA	--	--	--	--
Chlorobenzene	NA	NA	1.3	1600	NA	--	--	--	--
cis -1,2-Dichloroethene	NA	NA	590[5]	NA	NA	12	2.1	2.1	0.78 J
Ethylbenzene	NA	NA	90	2100	NA	--	--	0.3 J	--
m+p- Xylenes	NA	NA	NA	NA	NA	--	0.5 J	1.2 J	0.24 J
o- Xylene	NA	NA	NA	NA	NA	--	--	0.52 J	--
Toluene	NA	NA	2	15000	NA	--	0.84 J	2	0.41 J
Total xylenes	NA	NA	13	NA	NA	--	--	1.7 J	--
Trichloroethene	NA	NA	21	300[3]	10	13	5.6	5.9	1.7
Vinyl chloride	NA	NA	930	24[3]	0.7	0.96	0.9	0.87	0.36 J
Dissolved (filtered) metals (µg/L)									
Arsenic	340	150	NA[6]	1.4[3]	NA	1.6 J	1.8 J	1.7 J	1.7 J
Barium	NA	NA	4	NA	NA	30	32	31	31
Beryllium	NA	NA	0.66	NA	NA	--	--	--	--
Cadmium	7.46[7]	0.64[7]	0.64[7]	NA	NA	0.46 J	0.45 J	--	--
Cobalt	NA	NA	23	NA	NA	3.7	0.78 J	0.61 J	0.55 J
Copper	49.6[7]	29.3[7]	29.3[7]	NA	NA	3.3	3.5	3.4	3.8
Lead	281[7]	10.9[7]	10.9[7]	NA	NA	--	--	--	--
Nickel	1512[7]	168[7]	168[7]	4600	NA	5.7	2.6	2.4	3.6
Selenium	NA	NA[6]	NA[6]	4200	NA	0.61 J	0.53 J	0.52 J	0.5 J
Silver	34.9[7]	NA	34.9[7]	NA	NA	--	--	--	0.081 J
Thallium	NA	NA	NA[6]	0.47	NA	--	--	--	--
Zinc	379[7]	382[7]	382[7]	26000	NA	19 J	11 J	11 J	13 J
Miscellaneous parameters (mg/L)									
Calcium hardness as $CaCO_3$	NA	NA	NA	NA	NA	170	170	160	160
Hardness as $CaCO_3$	NA	NA	NA	NA	NA	740	770	740	730
Magnesium hardness as $CACO_3$	NA	NA	NA	NA	NA	570	600	580	570
Miscellaneous parameters (µg/L)									
Hexavalent chromium	16	11	11	NA	NA	--	0.038 J	0.03 J	0.058 J

Table 4-2

Detected Analytes and Screening Level Exceedances for Surface Water Samples-March 2015
Frog Mortar Creek
Lockheed Martin, Martin State Airport, Middle River, Maryland

LOCATION SAMPLE ID SAMPLE DATE	National Recommended Water Quality Criteria[1] Freshwater		Ecological Surface Water Screening Level[2]	Human Health Consumption of Organism Only[1][3]	Swimming Screening Levels[4]	MSA-SW-42A MSA-SW42A-033115 3/31/2015	MSA-SW-42B MSA-SW42B-033115 3/31/2015	MSA-SW-42C MSA-SW42C-033115 3/31/2015	MSA-SW-42D MSA-SW42D-033115 3/31/2015
	Acute	Chronic							
1,2,4-Trimethylbenzene	NA	NA	33	NA	NA	--	--	--	--
1,4-Dichlorobenzene	NA	NA	26	190	NA	0.49 J	--	--	--
Acetone	NA	NA	1500	NA	NA	--	11	8.3	--
Benzene	NA	NA	370	510[3]	NA	--	--	--	--
Chlorobenzene	NA	NA	1.3	1600	NA	--	--	--	--
cis -1,2-Dichloroethene	NA	NA	590[5]	NA	NA	11	6.3	2.4	1.4
Ethylbenzene	NA	NA	90	2100	NA	--	--	--	--
m+p- Xylenes	NA	NA	NA	NA	NA	0.67 J	0.51 J	--	--
o- Xylene	NA	NA	NA	NA	NA	--	--	--	--
Toluene	NA	NA	2	15000	NA	--	0.5 J	0.25 J	0.26 J
Total xylenes	NA	NA	13	NA	NA	0.67 J	--	--	--
Trichloroethene	NA	NA	21	300[3]	10	12	19	6.2	3.5
Vinyl chloride	NA	NA	930	24[3]	0.7	9.1	3	1.1	0.82
Dissolved (filtered) metals (µg/L)									
Arsenic	340	150	NA[6]	1.4[3]	NA	--	--	--	--
Barium	NA	NA	4	NA	NA	32	32	33	33
Beryllium	NA	NA	0.66	NA	NA	--	--	--	--
Cadmium	7.46[7]	0.64[7]	0.64[7]	NA	NA	0.68 J	0.77 J	0.51 J	0.5 J
Cobalt	NA	NA	23	NA	NA	1.4	1.3	0.76 J	0.66 J
Copper	49.6[7]	29.3[7]	29.3[7]	NA	NA	3.8	4.8	4.8	3.8
Lead	281[7]	10.9[7]	10.9[7]	NA	NA	0.13 J	0.24 J	0.36 J	0.11 J
Nickel	1512[7]	168[7]	168[7]	4600	NA	2.7	4	2.9	2.6
Selenium	NA	NA[6]	NA[6]	4200	NA	1 J	1.1 J	0.82 J	0.8 J
Silver	34.9[7]	NA	34.9[7]	NA	NA	--	--	--	--
Thallium	NA	NA	NA[6]	0.47	NA	0.13 J	0.16 J	--	--
Zinc	379[7]	382[7]	382[7]	26000	NA	12 J	16 J	14 J	11 J
Miscellaneous parameters (mg/L)									
Calcium hardness as $CaCO_3$	NA	NA	NA	NA	NA	170	170	170	170
Hardness as $CaCO_3$	NA	NA	NA	NA	NA	760	750	770	790
Magnesium hardness as $CACO_3$	NA	NA	NA	NA	NA	590	580	600	620
Miscellaneous parameters (µg/L)									
Hexavalent chromium	16	11	11	NA	NA	0.04 J	0.085 J	0.046 J	0.039 J

Table 4-2

Detected Analytes and Screening Level Exceedances for Surface Water Samples-March 2015
Frog Mortar Creek
Lockheed Martin, Martin State Airport, Middle River, Maryland

LOCATION SAMPLE ID SAMPLE DATE	National Recommended Water Quality Criteria[1] Freshwater		Ecological Surface Water Screening Level[2]	Human Health Consumption of Organism Only[1][3]	Swimming Screening Levels[4]	MSA-SW-43A MSA-SW43A-033115 3/31/2015	MSA-SW-43B MSA-SW43B-033115 3/31/2015	MSA-SW-43C MSA-SW43C-033115 3/31/2015	MSA-SW-43D MSA-SW43D-033115 3/31/2015
	Acute	Chronic							
1,2,4-Trimethylbenzene	NA	NA	33	NA	NA	--	--	--	--
1,4-Dichlorobenzene	NA	NA	26	190	NA	--	--	--	--
Acetone	NA	NA	1500	NA	NA	--	--	--	--
Benzene	NA	NA	370	510[3]	NA	--	--	--	--
Chlorobenzene	NA	NA	1.3	1600	NA	--	--	--	--
cis -1,2-Dichloroethene	NA	NA	590[5]	NA	NA	4	4.9	2.3	1
Ethylbenzene	NA	NA	90	2100	NA	--	--	--	--
m+p- Xylenes	NA	NA	NA	NA	NA	--	0.51 J	--	--
o- Xylene	NA	NA	NA	NA	NA	--	--	--	--
Toluene	NA	NA	2	15000	NA	--	0.58 J	--	--
Total xylenes	NA	NA	13	NA	NA	--	--	--	--
Trichloroethene	NA	NA	21	300[3]	10	4	6.7	4.9	2.4
Vinyl chloride	NA	NA	930	24[3]	0.7	0.41 J	1.1	0.91	0.45 J
Dissolved (filtered) metals (µg/L)									
Arsenic	340	150	NA[6]	1.4[3]	NA	--	--	--	--
Barium	NA	NA	4	NA	NA	30	32	31	32
Beryllium	NA	NA	0.66	NA	NA	0.29 J	--	--	--
Cadmium	7.46[7]	0.64[7]	0.64[7]	NA	NA	0.55 J	0.44 J	0.44 J	--
Cobalt	NA	NA	23	NA	NA	4.7	0.95 J	0.67 J	0.58 J
Copper	49.6[7]	29.3[7]	29.3[7]	NA	NA	3.4	3.6	4	3.5
Lead	281[7]	10.9[7]	10.9[7]	NA	NA	--	--	--	--
Nickel	1512[7]	168[7]	168[7]	4600	NA	7.5	2.7	2.4	2.4
Selenium	NA	NA[6]	NA[6]	4200	NA	0.74 J	0.74 J	0.67 J	0.81 J
Silver	34.9[7]	NA	34.9[7]	NA	NA	--	--	--	--
Thallium	NA	NA	NA[6]	0.47	NA	--	--	--	--
Zinc	379[7]	382[7]	382[7]	26000	NA	26	12 J	11 J	12 J
Miscellaneous parameters (mg/L)									
Calcium hardness as $CaCO_3$	NA	NA	NA	NA	NA	160	170	170	170
Hardness as $CaCO_3$	NA	NA	NA	NA	NA	720	760	750	760
Magnesium hardness as $CACO_3$	NA	NA	NA	NA	NA	550	590	580	590
Miscellaneous parameters (µg/L)									
Hexavalent chromium	16	11	11	NA	NA	0.028 J	0.059 J	0.038 J	--

Table 4-2

Detected Analytes and Screening Level Exceedances for Surface Water Samples-March 2015
Frog Mortar Creek
Lockheed Martin, Martin State Airport, Middle River, Maryland

LOCATION SAMPLE ID SAMPLE DATE	National Recommended Water Quality Criteria[1] Freshwater		Ecological Surface Water Screening Level[2]	Human Health Consumption of Organism Only[1][3]	Swimming Screening Levels[4]	MSA-SW-44A MSA-SW44A-033115 3/31/2015	MSA-SW-44B MSA-SW44B-033115 3/31/2015	MSA-SW-44C MSA-SW44C-033115 3/31/2015	MSA-SW-44D MSA-SW44D-033115 3/31/2015
	Acute	Chronic							
1,2,4-Trimethylbenzene	NA	NA	33	NA	NA	--	--	--	--
1,4-Dichlorobenzene	NA	NA	26	190	NA	--	--	--	--
Acetone	NA	NA	1500	NA	NA	--	--	--	--
Benzene	NA	NA	370	510[3]	NA	--	--	--	--
Chlorobenzene	NA	NA	1.3	1600	NA	--	--	--	--
cis -1,2-Dichloroethene	NA	NA	590[5]	NA	NA	0.82 J	1.1	0.88 J	0.92 J
Ethylbenzene	NA	NA	90	2100	NA	--	--	--	--
m+p- Xylenes	NA	NA	NA	NA	NA	--	--	--	--
o- Xylene	NA	NA	NA	NA	NA	--	--	--	--
Toluene	NA	NA	2	15000	NA	--	--	--	--
Total xylenes	NA	NA	13	NA	NA	--	--	--	--
Trichloroethene	NA	NA	21	300[3]	10	1.4	1.6	1.5	1.8
Vinyl chloride	NA	NA	930	24[3]	0.7	0.29 J	0.29 J	0.3 J	0.39 J
Dissolved (filtered) metals (µg/L)									
Arsenic	340	150	NA[6]	1.4[3]	NA	--	--	--	--
Barium	NA	NA	4	NA	NA	32	32	31	31
Beryllium	NA	NA	0.66	NA	NA	--	--	--	--
Cadmium	7.46[7]	0.64[7]	0.64[7]	NA	NA	0.52 J	--	--	--
Cobalt	NA	NA	23	NA	NA	4.4	0.83 J	0.58 J	0.53 J
Copper	49.6[7]	29.3[7]	29.3[7]	NA	NA	3.5	3.1	3.1	3
Lead	281[7]	10.9[7]	10.9[7]	NA	NA	--	--	--	--
Nickel	1512[7]	168[7]	168[7]	4600	NA	7.5	2.8	2.4	2.3
Selenium	NA	NA[6]	NA[6]	4200	NA	0.69 J	0.66 J	0.65 J	0.57 J
Silver	34.9[7]	NA	34.9[7]	NA	NA	--	--	--	--
Thallium	NA	NA	NA[6]	0.47	NA	--	--	--	--
Zinc	379[7]	382[7]	382[7]	26000	NA	23	10 J	11 J	9.9 J
Miscellaneous parameters (mg/L)									
Calcium hardness as $CaCO_3$	NA	NA	NA	NA	NA	170	170	170	160
Hardness as $CaCO_3$	NA	NA	NA	NA	NA	730	750	750	740
Magnesium hardness as $CACO_3$	NA	NA	NA	NA	NA	570	580	590	580
Miscellaneous parameters (µg/L)									
Hexavalent chromium	16	11	11	NA	NA	0.038 J	0.063 J	0.044 J	0.04 J

Table 4-2

Detected Analytes and Screening Level Exceedances for Surface Water Samples-March 2015
Frog Mortar Creek
Lockheed Martin, Martin State Airport, Middle River, Maryland

LOCATION SAMPLE ID SAMPLE DATE	National Recommended Water Quality Criteria[1] Freshwater		Ecological Surface Water Screening Level[2]	Human Health Consumption of Organism Only[1][3]	Swimming Screening Levels[4]	MSA-SW-45A MSA-SW45A-033115 3/31/2015	MSA-SW-45B MSA-SW45B-033115 3/31/2015	MSA-SW-45C MSA-SW45C-033115 3/31/2015	MSA-SW-45D MSA-SW45D-033115 3/31/2015
	Acute	Chronic							
1,2,4-Trimethylbenzene	NA	NA	33	NA	NA	--	--	--	--
1,4-Dichlorobenzene	NA	NA	26	190	NA	--	--	--	--
Acetone	NA	NA	1500	NA	NA	--	18	--	--
Benzene	NA	NA	370	510[3]	NA	--	--	--	--
Chlorobenzene	NA	NA	1.3	1600	NA	--	--	--	--
cis -1,2-Dichloroethene	NA	NA	590[5]	NA	NA	0.99 J	0.91 J	0.83 J	0.8 J
Ethylbenzene	NA	NA	90	2100	NA	--	--	--	--
m+p- Xylenes	NA	NA	NA	NA	NA	--	--	--	0.43 J
o- Xylene	NA	NA	NA	NA	NA	--	--	--	--
Toluene	NA	NA	2	15000	NA	--	0.35 J	0.39 J	0.76 J
Total xylenes	NA	NA	13	NA	NA	--	--	--	--
Trichloroethene	NA	NA	21	300[3]	10	1.2	1.5	1.5	1.6
Vinyl chloride	NA	NA	930	24[3]	0.7	--	0.34 J	0.35 J	0.33 J
Dissolved (filtered) metals (µg/L)									
Arsenic	340	150	NA[6]	1.4[3]	NA	--	--	--	--
Barium	NA	NA	4	NA	NA	31	31	31	30
Beryllium	NA	NA	0.66	NA	NA	--	--	--	--
Cadmium	7.46[7]	0.64[7]	0.64[7]	NA	NA	--	--	--	--
Cobalt	NA	NA	23	NA	NA	4.4	1.1	0.81 J	0.48 J
Copper	49.6[7]	29.3[7]	29.3[7]	NA	NA	2.6	3.1	2.9	2.8
Lead	281[7]	10.9[7]	10.9[7]	NA	NA	--	0.11 J	--	--
Nickel	1512[7]	168[7]	168[7]	4600	NA	6.1	2.9	2.7	2.3
Selenium	NA	NA[6]	NA[6]	4200	NA	0.55 J	0.52 J	0.53 J	0.58 J
Silver	34.9[7]	NA	34.9[7]	NA	NA	--	--	--	--
Thallium	NA	NA	NA[6]	0.47	NA	--	--	--	--
Zinc	379[7]	382[7]	382[7]	26000	NA	16 J	12 J	10 J	9.1 J
Miscellaneous parameters (mg/L)									
Calcium hardness as $CaCO_3$	NA	NA	NA	NA	NA	160	160	170	160
Hardness as $CaCO_3$	NA	NA	NA	NA	NA	700	730	750	720
Magnesium hardness as $CACO_3$	NA	NA	NA	NA	NA	540	570	590	560
Miscellaneous parameters (µg/L)									
Hexavalent chromium	16	11	11	NA	NA	--	0.042 J	0.045 J	0.052 J

Table 4-2

Detected Analytes and Screening Level Exceedances for Surface Water Samples-March 2015
Frog Mortar Creek
Lockheed Martin, Martin State Airport, Middle River, Maryland

1 National Recommended Water Quality Criteria, http://water.epa.gov/scitech/swguidance/standards/current/index.cfm;
and Maryland Numerical Criteria for Toxic Substances in Surface Waters, Code of Maryland Regulations (COMAR) 26.08.02.03,
http://www.dsd.state.md.us./comar/comarhtml/26/26.08.02.03-2.htm

2 United State Environmental Protection Agency (USEPA) Region 3 Biological Technical Advisory Group (BTAG) Freshwater Screening Benchmarks

3 For carcinogens, criterion is for incremental cancer risk of $1x10^{-5}$

4 Site-specific swimming screening levels were developed for trichloroethene, *cis*-1,2-dichloroethene, and vinyl chloride only.

5 The BTAG screening benchmark for 1,2-dichloroethene (590 µg/L) is used as a surrogate screenng level for cis-1,2-dichloroethene.

6 The BTAG screening benchmark is based on total metal concentration for this analyte; therefore, the dissolved metals result is not screened against the BTAG benchmark.

7 In accordance with USEPA (2002 and 2006), the option to use site-specific hardness was selected to adjust this criterion instead of the standard hardness concentration of 100 mg/L. As recommended by USEPA (2002), a hardness value of 400 mg/L is used for instances when the minimum measured site-specific hardness is greater than 400 mg/L (minimum hardness is 700 mg/L for March 2015 sampling). In accordance with BTAG guidance, the acute value for silver is used for the BTAG value because a chronic value has not been established.

Criteria for trivalent chromium are used as surrogate values for total chromium sample concentrations because trivalent chromium criteria are lower and therefore more protective to the environment, and hexavalent chomium was analyzed/screened separately.

Gray shading indicates a result that exceeds screening criteria.

-- not detected

$CaCO_3$ - calcium carbonate

EL - Edwards Lane

J estimated result

mg/L - milligrams per liter

NA - not analyzed or not available

SW - surface water

µg/L - micrograms per liter

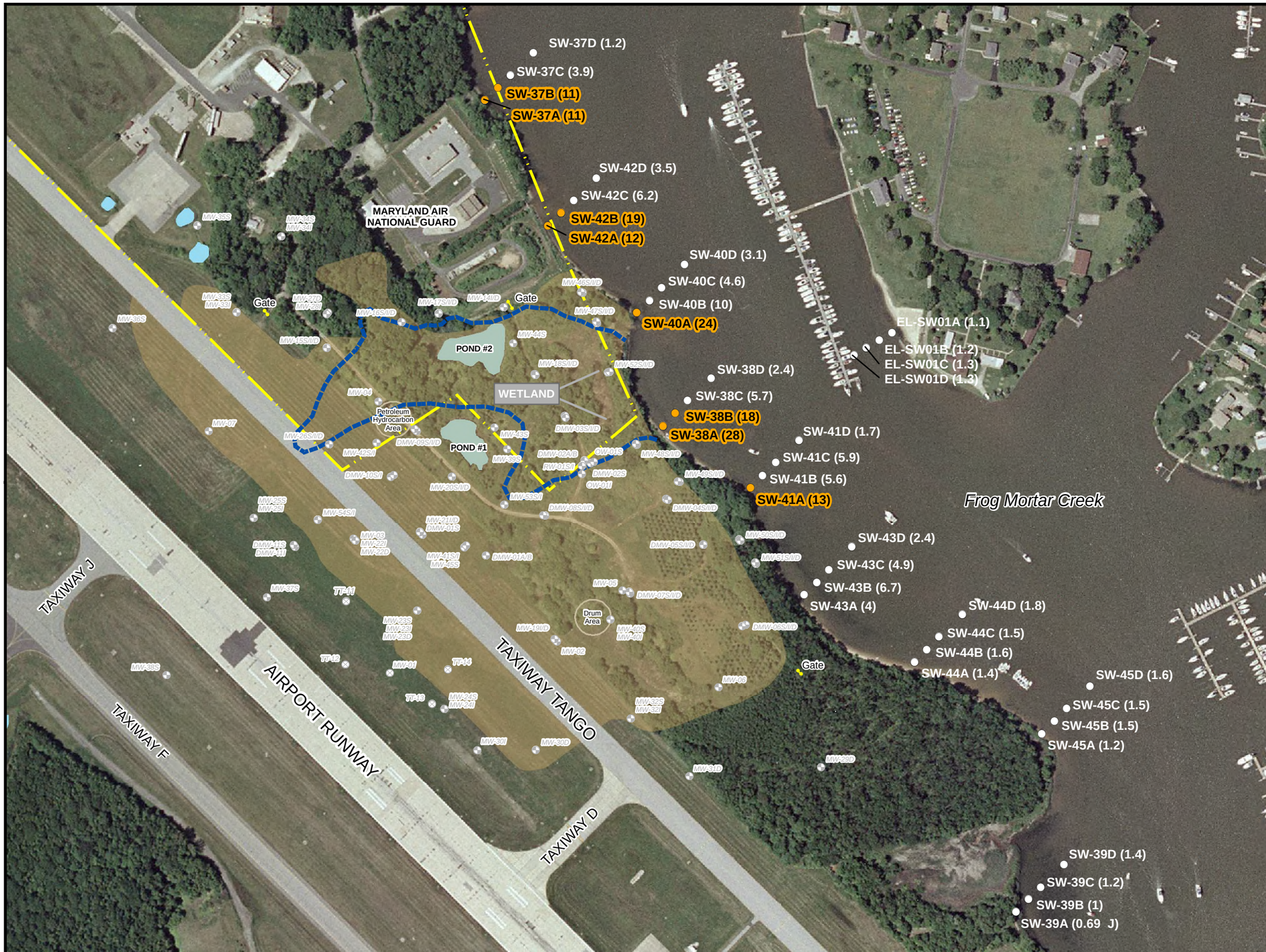

FIGURE 4-1

CONCENTRATIONS OF TRICHLOROETHENE IN SURFACE WATER SAMPLES, MARCH 2015 FROG MORTAR CREEK

LEGEND

- MARCH 2015 SURFACE WATER SAMPLE LOCATION
- CONCENTRATION EXCEEDS A SCREENING LEVEL
- GROUNDWATER MONITORING WELL
- ABANDONED WELL
- OUTLINE OF FORMER COVE
- MARYLAND AIR NATIONAL GUARD BOUNDARY
- EXTENT OF UNSATURATED CONTAMINATED SOIL AND LANDFILL MATERIAL
- POND

(0.37) = TRICHLOROETHENE CONCENTRATION
J = ESTIMATED VALUE
- - = NOT DETECTED
CONCENTRATION IN MICROGRAMS PER LITER (UG/L)

SCREENING LEVELS FOR TRICHLOROETHENE
ECOLOGICAL SURFACE WATER: 21 UG/L
HUMAN HEALTH
(CONSUMPTION OF ORGANISM): 300 UG/L
SITE SPECIFIC SWIMMING: 10 UG/L

Lockheed Martin, Martin State Airport
Middle River, Maryland

0 150 300 Feet

N

DATE MODIFIED: 05/28/15

CREATED BY: JEE

TETRA TECH

Map Document: (P:\GIS\Lockheed_MSA\MapDocs\MXD\fmc_sw_tce_results_mar2015.mxd)
05/28/15 -- JEE

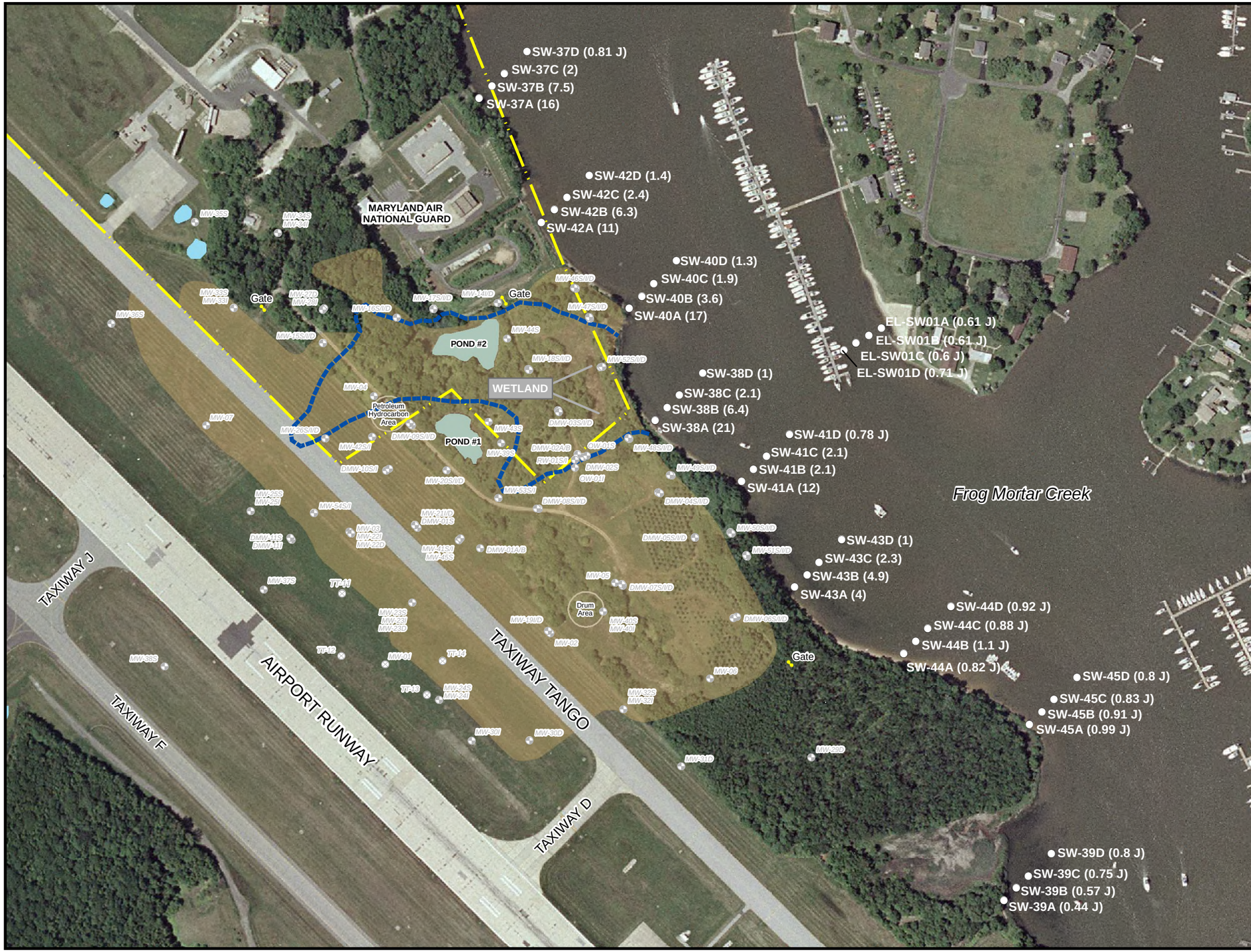

FIGURE 4-2

CONCENTRATIONS OF CIS-1,2-DICHLOROETHENE IN SURFACE WATER SAMPLES, MARCH 2015 FROG MORTAR CREEK

LEGEND

- MARCH 2015 SURFACE WATER SAMPLE LOCATION
- GROUNDWATER MONITORING WELL
- ABANDONED WELL
- OUTLINE OF FORMER COVE
- MARYLAND AIR NATIONAL GUARD BOUNDARY
- EXTENT OF UNSATURATED CONTAMINATED SOIL AND LANDFILL MATERIAL
- POND

(0.37) = CIS-1,2-DICHLOROETHENE CONCENTRATION
J = ESTIMATED VALUE
- - = NOT DETECTED
CONCENTRATION IN MICROGRAMS PER LITER (UG/L)

SCREENING LEVELS FOR CIS-1,2-DICHLOROETHENE
ECOLOGICAL SURFACE WATER: 590 UG/L
HUMAN HEALTH
(CONSUMPTION OF ORGANISM): NONE
SITE SPECIFIC SWIMMING: 300 UG/L

Lockheed Martin, Martin State Airport
Middle River, Maryland

0 150 300 Feet

N

DATE MODIFIED: 05/28/15

CREATED BY: KM

TETRA TECH

Map Document: (P:\GIS\Lockheed_MSA\MapDocs\MXD\fmc_sw_cis12dce_results_mar2015.mxd)
05/28/15 -- JEE

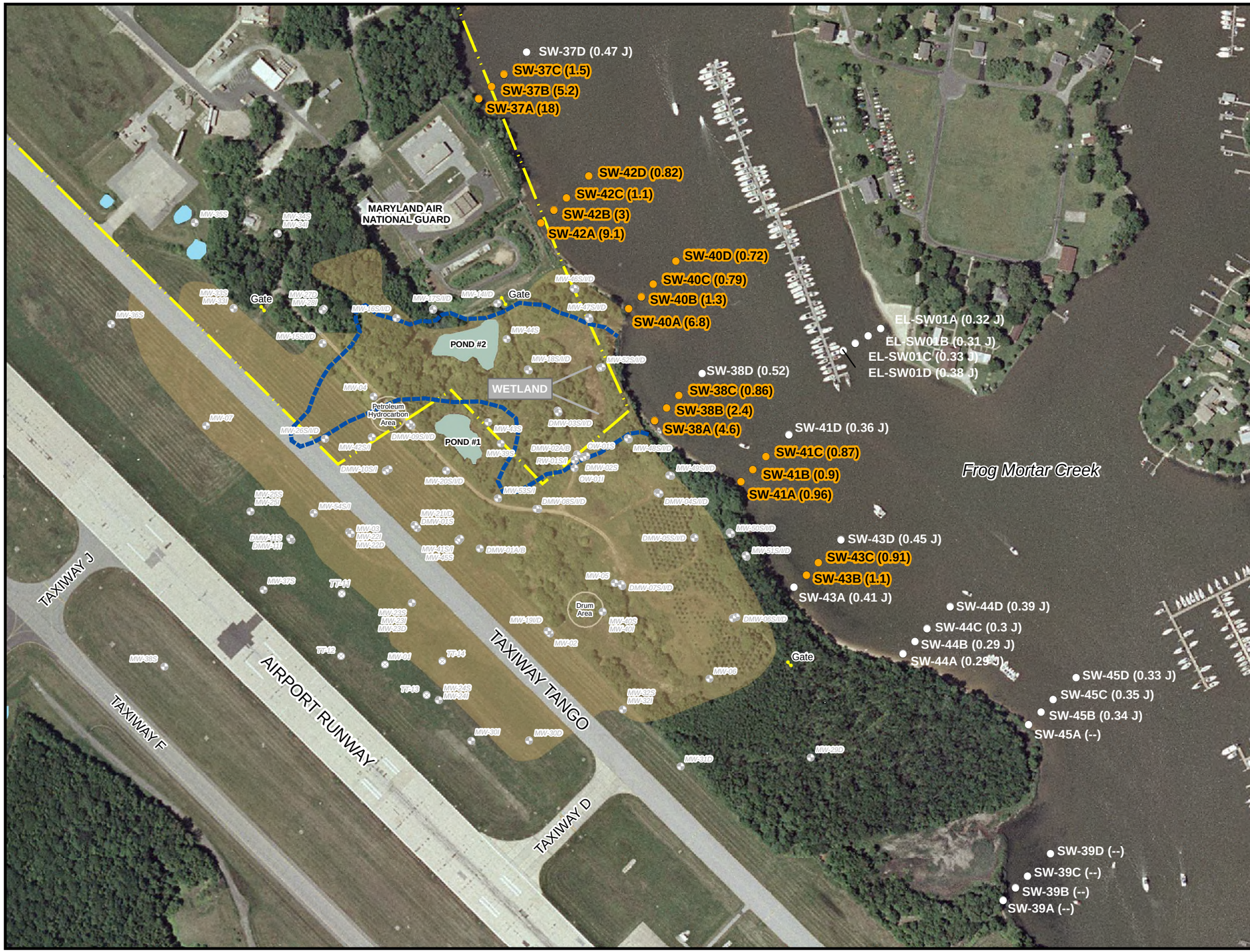

FIGURE 4-3

CONCENTRATIONS OF VINYL CHLORIDE IN SURFACE WATER SAMPLES, MARCH 2015 FROG MORTAR CREEK

LEGEND

- MARCH 2015 SURFACE WATER SAMPLE LOCATION
- CONCENTRATION EXCEEDS A SCREENING LEVEL
- GROUNDWATER MONITORING WELL
- ABANDONED WELL
- OUTLINE OF FORMER COVE
- MARYLAND AIR NATIONAL GUARD BOUNDARY
- EXTENT OF UNSATURATED CONTAMINATED SOIL AND LANDFILL MATERIAL
- POND

(0.37) = VINYL CHLORIDE CONCENTRATION
J = ESTIMATED VALUE
- - = NOT DETECTED
CONCENTRATION IN MICROGRAMS PER LITER (UG/L)

SCREENING LEVELS FOR VINYL CHLORIDE
ECOLOGICAL SURFACE WATER: 930 UG/L
HUMAN HEALTH
(CONSUMPTION OF ORGANISM): 24 UG/L
SITE SPECIFIC SWIMMING: 0.7 UG/L

Lockheed Martin, Martin State Airport
Middle River, Maryland

0 150 300 Feet

N

DATE MODIFIED: 05/28/15

CREATED BY: KM

TETRA TECH

Map Document: (P:\GIS\Lockheed_MSA\MapDocs\MXD\fmc_sw_VC_results_mar2015.mxd)
05/28/15 -- JEE

Section 5
Summary

Lockheed Martin Corporation's (Lockheed Martin's) March 2015 Frog Mortar Creek surface water investigation results are summarized below:

- Forty surface water samples were collected from Frog Mortar Creek on March 31, 2015 and chemically analyzed to assess concentrations of chemical constituents previously detected in Frog Mortar Creek and to assess creek surface-water quality near the Dump Road Area (DRA).

- Four samples were collected from each of nine transects (spaced approximately 350 feet apart) along the western shoreline of Frog Mortar Creek. These transects are designated MSA-SW37, MSA-SW38, MSA-SW39, MSA-SW40, MSA-SW41, MSA-SW42, MSA-SW43, MSA-SW44, and MSA-SW45. Four samples were also collected on the eastern shoreline of Frog Mortar Creek along a transect extending out from a property (3301 Edwards Lane) across the creek; this transect is designated EL-SW01. Along each transect, one sample was collected near the shoreline ("A" sample), one was collected approximately 50 feet from the shoreline ("B" sample), one was collected approximately 100 feet from the shoreline ("C" sample), and one was collected approximately 200 feet from the shoreline ("D" sample). Each sample was collected approximately one foot below the water surface.

- All western shoreline samples from Frog Mortar Creek were analyzed for volatile organic compounds (VOCs), filtered metals, filtered hexavalent chromium, and hardness. The four surface water samples from the Edwards Lane transect were analyzed for volatile organic compounds only.

- The data were validated in accordance with the *United States Environmental Protection Agency (USEPA) Region III Modifications to the National Functional Guidelines for Data Review* (USEPA, 1993 and 1994) and the specific requirements of the analytical methods used.

- Sampling results were screened against United States Environmental Protection Agency Region 3 Biological Technical Advisory Group (BTAG) ecological freshwater screening-benchmarks; United States Environmental Protection Agency national recommended water quality criteria (NRWQC); Maryland ambient water quality criteria (AWQC); and site-specific surface-water screening levels developed to evaluate risks to recreational swimmers from exposure to three volatile organic compounds: trichloroethene (TCE), *cis*-1,2-dichloroethene (*cis*-1,2-DCE), and vinyl chloride (VC).

- Volatile organic compounds (trichloroethene, *cis*-1,2-dichloroethene, vinyl chloride, and toluene) and metals were detected in the March 2015 surface water samples.

- Trichloroethene, vinyl chloride, and toluene are the only volatile organic compounds to exceed risk-based screening criteria. Trichloroethene and vinyl chloride exceed the site-specific swimming screening-levels at eight and 19 locations, respectively, in transects east or north of the Dump Road Area. Trichloroethene and toluene exceed the ecological surface-water screening levels in two samples and one sample, respectively. Trichloroethene exceedances occurred at the shoreline ("A") and near-shore ("B") sampling locations (collected 50 feet from the shoreline). Vinyl chloride exceedances occurred at "A," "B," "C," and "D" sampling locations ("C" and "D" sampling locations are 100 feet and 200 feet from the shoreline, respectively)

- Concentrations of chlorinated volatile organic compounds were highest at sampling locations SW38A (trichloroethene and *cis*-1,2-dichloroethene), SW37A (vinyl chloride), and SW37B (toluene). Overall, the highest concentrations for chlorinated volatile organic compounds were detected in samples collected from transects SW38 north up to SW37. Transects SW38A and SW40A are east of the Dump Road Area monitoring wells that contain some of the highest groundwater concentrations of site-related constituents.

- Maximum and average concentrations of trichloroethene, *cis*-1,2-dichlorethene, and vinyl chloride in March 2015 are similar to those from the previous round (December 2014), but higher than those from last year (March 2014). The *cis*-1,2-dichloroethene detection frequency (100%) is similar to that of the last sampling round (December 2014), but is not consistent with this time last year (March 2014).

- Chlorinated volatile organic compound concentrations detected in samples from the eastern shoreline transect (SW01) are lower than concentrations detected in samples collected from western shoreline transects. Trichloroethene results for the March 2015 eastern-shoreline locations are nearly twice the concentrations from the previous round (December 2014), but are similar to those from last year (March 2014). Vinyl chloride was detected at the four eastern shoreline locations (transect SW01), but at concentrations less than the screening criterion. Vinyl chloride was not detected at any transect SW01 sampling location in 2014, but has been detected infrequently in this area at similar concentrations before 2014.

- Dissolved barium exceeds its screening level in all 36 samples, arsenic exceeds its lowest screening level in 19 samples, and cadmium exceeds its lowest screening level in five western near-shore samples. No other metals were detected at concentrations exceeding their respective screening criteria.

- Dissolved hexavalent chromium was detected in 22 of 36 samples, but at trace concentrations well below its lowest screening criterion.

- A poster summarizing average summer surface-water conditions for Frog Mortar Creek is available to interested community members; this poster is updated annually, and can be found on the project Website: http://www.lockheedmartin.com/us/who-we-are/eesh/remediation/msa.html.

Section 6
References

1. *Code of Maryland Regulations* (COMAR), 2015. "Numerical Criteria for Toxic Substances in Surface Waters." COMAR Title 26, Subtitle 08, Chapter 02, Regulation 03. http://www.dsd.state.md.us/comar/comarhtml/26/26.08.02.03-2.htm.

2. Tetra Tech, Inc. (Tetra Tech), 2014. *2015 Surface Water Sampling Work Plan, Martin State Airport, 701 Wilson Point Road, Middle River, Maryland*. Report prepared by Tetra Tech, Inc., Germantown, Maryland for Lockheed Martin Corporation, Bethesda, Maryland. September.

3. Tetra Tech, Inc. (Tetra Tech), 2015. *2014 Surface Water Sampling Report for Frog Mortar Creek, Martin State Airport, 701 Wilson Point Road, Middle River, Maryland*. Report prepared by Tetra Tech, Inc., Germantown, Maryland for Lockheed Martin Corporation, Bethesda, Maryland. April.

4. United States Environmental Protection Agency (USEPA), Region 3, 1993. *Region III Modifications to the Laboratory Data-Validation Functional Guidelines for Evaluating Inorganics Analyses*. April.

5. United States Environmental Protection Agency (USEPA), Region 3, 1994. *Region III Modifications to the National Functional Guidelines for Organic Data Review*. September.

6. United States Environmental Protection Agency (USEPA), 2002. *National Recommended Water Quality Criteria: 2002*. U.S. Environmental Protection Agency, Office of Water, Office of Science and Technology. November.

7. United States Environmental Protection Agency (USEPA) 2006. *Region III Biological Technical Advisory Group Freshwater Screening Benchmarks*. August.

8. United States Environmental Protection Agency (USEPA) 2009. *National Recommended Water Quality Criteria*. U.S. Environmental Protection Agency, Office of Water, Office of Science and Technology. http://water.epa.gov/scitech/swguidance/standards/current/index.cfm or http://water.epa.gov/scitech/swguidance/standards/current/upload/nrwqc-2009.p.

This page intentionally left blank.

APPENDIX A—SURFACE WATER SAMPLE LOG SHEETS

Tetra Tech

SURFACE WATER SAMPLE LOG SHEET

Page___ of ___

Project Site Name: Frog Mortar Creek, Martin State Airport
Project No.: 112IC07335

[] Stream
[] Spring
[] Pond
[] Lake
[X] Other: Tidal creek - freshwater
[] QA Sample Type:

Sample ID No.: MSA-SW37A -033115
Sample Location: MSA-SW37A
Sampled By: J. Mullis/W. Pryor
C.O.C. No.:

Type of Sample:
[x] Low Concentration
[] High Concentration

SAMPLING DATA:

		Color (Visual)	pH (S.U.)	S.C. (mS/cm)	Temp. (^{0}C)	Turbidity (NTU)	DO (mg/L)	Salinity (%)	ORP mV
Date:	3/31/2015								
Time:	1231								
Depth:	1 ft below water		6.1	6.52	10.63	23.7	6.27	3.5	111
Method:	Grab								

SAMPLE COLLECTION INFORMATION:

Analysis	Preservative	Container Requirements	Collected
TCL VOCs	HCL pH<2	3 - 40 mL glass vials	Yes
Dissolved metals	HNO_3 pH<2	1 - 500 mL plastic	Yes
Hexavalent chromium	4° C	1 - 250 mL plastic	Yes

OBSERVATIONS / NOTES:

Water depth 0.3 meter

MAP:

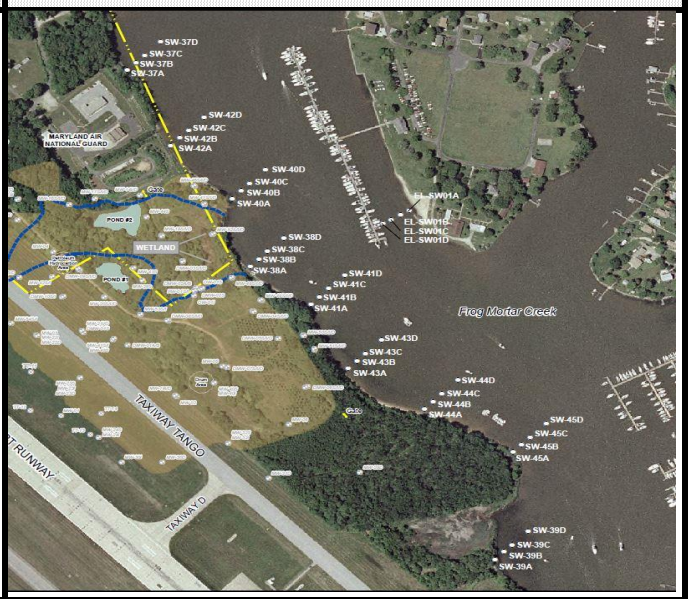

Circle if Applicable:

MS/MSD	Duplicate ID No.:

Signature(s):

Tetra Tech

SURFACE WATER SAMPLE LOG SHEET

Project Site Name: Frog Mortar Creek, Martin State Airport
Project No.: 112IC07335

[] Stream
[] Spring
[] Pond
[] Lake
[X] Other: Tidal creek - freshwater
[] QA Sample Type:

Sample ID No.: MSA-SW37B -033115
Sample Location: MSA-SW37B
Sampled By: J. Mullis/W. Pryor
C.O.C. No.:

Type of Sample:
[x] Low Concentration
[] High Concentration

SAMPLING DATA:

		Color (Visual)	pH (S.U.)	S.C. (mS/cm)	Temp. (^{0}C)	Turbidity (NTU)	DO (mg/L)	Salinity (%)	ORP
Date:	3/31/2015								
Time:	1235								
Depth:	1 ft below water		6.1	6.69	8.56	10.73	6.77	3.6	131
Method:	Grab								

SAMPLE COLLECTION INFORMATION:

Analysis	Preservative	Container Requirements	Collected
TCL VOCs	HCL pH<2	3 - 40 mL glass vials	Yes
Dissolved metals	HNO_3 pH<2	1 - 500 mL plastic	Yes
Hexavalent chromium	4° C	1 - 250 mL plastic	Yes

OBSERVATIONS / NOTES:

Water depth 0.8 meter

MAP:

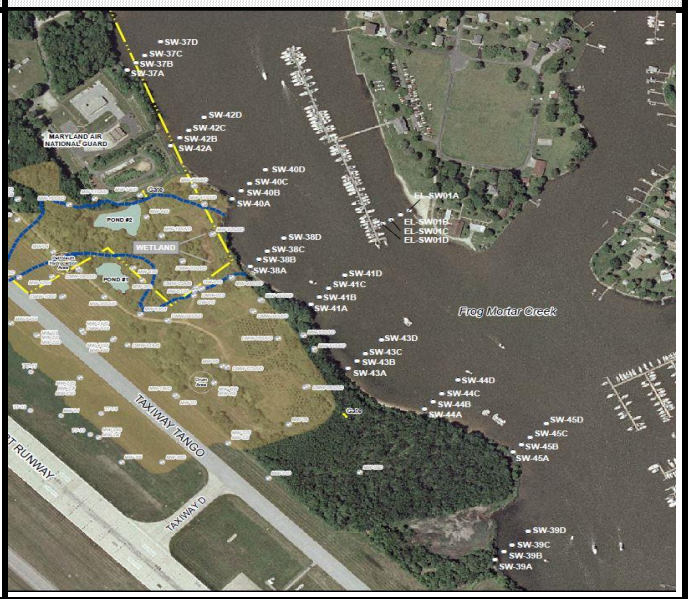

Circle if Applicable:

MS/MSD	Duplicate ID No.:

Signature(s):

Tetra Tech

SURFACE WATER SAMPLE LOG SHEET

Project Site Name: Frog Mortar Creek, Martin State Airport
Project No.: 112IC07335

[] Stream
[] Spring
[] Pond
[] Lake
[X] Other: Tidal creek - freshwater
[] QA Sample Type:

Sample ID No.: MSA-SW37C -033115
Sample Location: MSA-SW37C
Sampled By: J. Mullis/W. Pryor
C.O.C. No.:

Type of Sample:
[x] Low Concentration
[] High Concentration

SAMPLING DATA:

		Color (Visual)	pH (S.U.)	S.C. (mS/cm)	Temp. (^{0}C)	Turbidity (NTU)	DO (mg/L)	Salinity (%)	ORP mV
Date:	3/31/2015								
Time:	1238								
Depth:	1 ft below water		6.1	6.73	8.23	9.78	6.51	3.6	140
Method:	Grab								

SAMPLE COLLECTION INFORMATION:

Analysis	Preservative	Container Requirements	Collected
TCL VOCs	HCL pH<2	3 - 40 mL glass vials	Yes
Dissolved metals	HNO_3 pH<2	1 - 500 mL plastic	Yes
Hexavalent chromium	4° C	1 - 250 mL plastic	Yes

OBSERVATIONS / NOTES:

Water depth 1.1 meters

MAP:

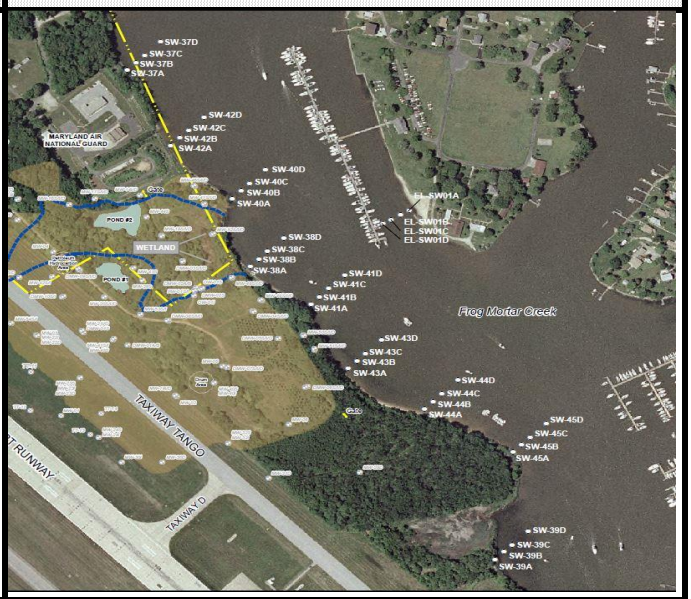

Circle if Applicable:

MS/MSD	Duplicate ID No.:

Signature(s):

Tetra Tech

SURFACE WATER SAMPLE LOG SHEET

Project Site Name: Frog Mortar Creek, Martin State Airport
Project No.: 112IC07335

[] Stream
[] Spring
[] Pond
[] Lake
[X] Other: Tidal creek - freshwater
[] QA Sample Type:

Sample ID No.: MSA-SW37D -033115
Sample Location: MSA-SW37D
Sampled By: J. Mullis/W. Pryor
C.O.C. No.:

Type of Sample:
[x] Low Concentration
[] High Concentration

SAMPLING DATA:

		Color (Visual)	pH (S.U.)	S.C. (mS/cm)	Temp. (^{0}C)	Turbidity (NTU)	DO (mg/L)	Salinity (%)	ORP
Date:	3/31/2015								
Time:	1243								
Depth:	1 ft below water		6.1	6.73	8.04	9.85	6.45	3.6	147
Method:	Grab								

SAMPLE COLLECTION INFORMATION:

Analysis	Preservative	Container Requirements	Collected
TCL VOCs	HCL pH<2	3 - 40 mL glass vials	Yes
Dissolved metals	HNO_3 pH<2	1 - 500 mL plastic	Yes
Hexavalent chromium	4° C	1 - 250 mL plastic	Yes

OBSERVATIONS / NOTES:

Water depth 1.7 meters

MAP:

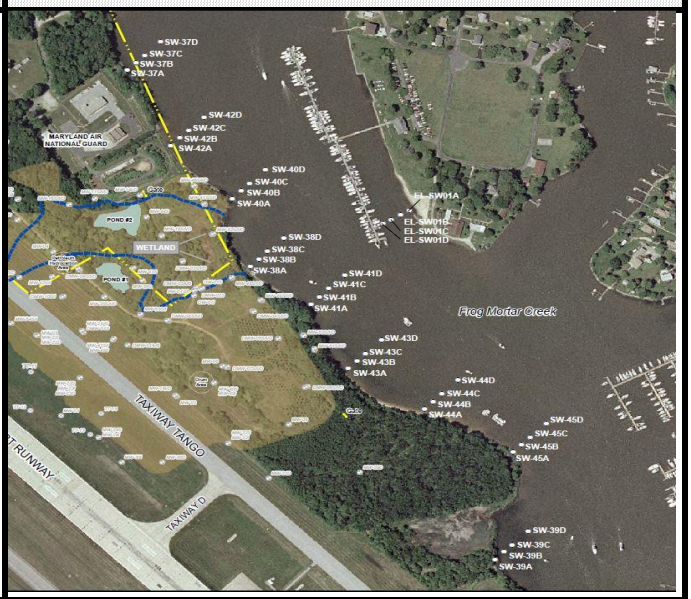

Circle if Applicable:

MS/MSD	Duplicate ID No.:

Signature(s):

Tetra Tech

SURFACE WATER SAMPLE LOG SHEET

Project Site Name: Frog Mortar Creek, Martin State Airport
Project No.: 112IC07335

[] Stream
[] Spring
[] Pond
[] Lake
[X] Other: Tidal creek - freshwater
[] QA Sample Type:

Sample ID No.: MSA-SW38A -033115
Sample Location: MSA-SW38A
Sampled By: J. Mullis/W. Pryor
C.O.C. No.:

Type of Sample:
[x] Low Concentration
[] High Concentration

SAMPLING DATA:

		Color (Visual)	pH (S.U.)	S.C. (mS/cm)	Temp. (^{0}C)	Turbidity (NTU)	DO (mg/L)	Salinity (%)	ORP mV
Date:	3/31/2015								
Time:	1134								
Depth:	1 ft below water		6.0	6.61	8.88	11.61	5.61	3.5	88
Method:	Grab								

SAMPLE COLLECTION INFORMATION:

Analysis	Preservative	Container Requirements	Collected
TCL VOCs	HCL pH<2	3 - 40 mL glass vials	Yes
Dissolved metals	HNO_3 pH<2	1 - 500 mL plastic	Yes
Hexavalent chromium	4° C	1 - 250 mL plastic	Yes

OBSERVATIONS / NOTES:

Water depth 0.3 meter

MAP:

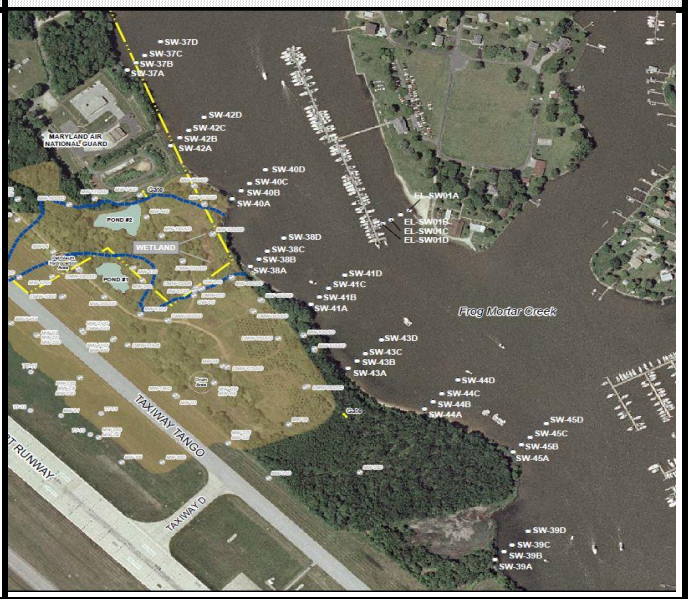

Circle if Applicable:

MS/MSD	Duplicate ID No.:

Signature(s):

Tetra Tech

SURFACE WATER SAMPLE LOG SHEET

Page___ of ___

Project Site Name: Frog Mortar Creek, Martin State Airport
Project No.: 112IC07335

[] Stream
[] Spring
[] Pond
[] Lake
[X] Other: Tidal creek - freshwater
[] QA Sample Type:

Sample ID No.: MSA-SW38B -033115
Sample Location: MSA-SW38B
Sampled By: J. Mullis/W. Pryor
C.O.C. No.:

Type of Sample:
[x] Low Concentration
[] High Concentration

SAMPLING DATA:

		Color (Visual)	pH (S.U.)	S.C. (mS/cm)	Temp. (^{0}C)	Turbidity (NTU)	DO (mg/L)	Salinity (%)	ORP mV
Date:	3/31/2015								
Time:	1140								
Depth:	1 ft below water		5.9	6.73	8.08	11.80	6.35	3.6	133
Method:	Grab								

SAMPLE COLLECTION INFORMATION:

Analysis	Preservative	Container Requirements	Collected
TCL VOCs	HCL pH<2	3 - 40 mL glass vials	Yes
Dissolved metals	HNO_3 pH<2	1 - 500 mL plastic	Yes
Hexavalent chromium	4° C	1 - 250 mL plastic	Yes

OBSERVATIONS / NOTES:

Water depth 1.0 meter

MAP:

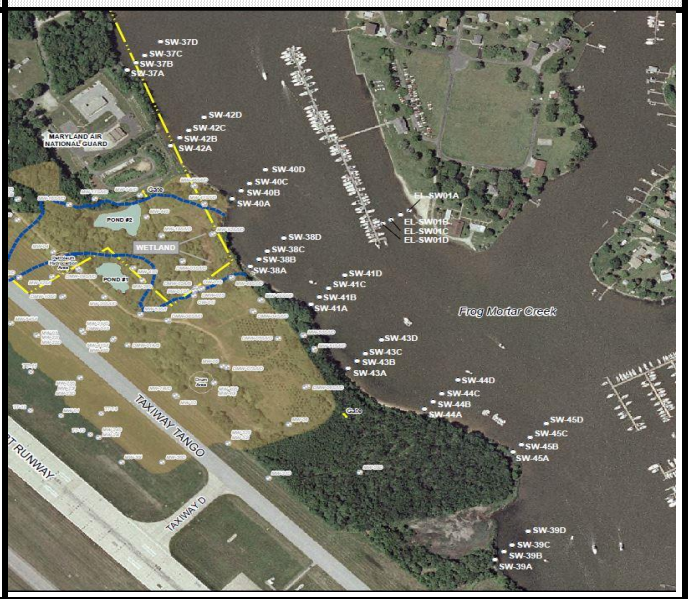

Circle if Applicable:

MS/MSD	Duplicate ID No.:

Signature(s):

Tetra Tech

SURFACE WATER SAMPLE LOG SHEET

Project Site Name: Frog Mortar Creek, Martin State Airport
Project No.: 112IC07335

[] Stream
[] Spring
[] Pond
[] Lake
[X] Other: Tidal creek - freshwater
[] QA Sample Type:

Sample ID No.: MSA-SW38C -033115
Sample Location: MSA-SW38C
Sampled By: J. Mullis/W. Pryor
C.O.C. No.:

Type of Sample:
[x] Low Concentration
[] High Concentration

SAMPLING DATA:

		Color (Visual)	pH (S.U.)	S.C. (mS/cm)	Temp. (^{0}C)	Turbidity (NTU)	DO (mg/L)	Salinity (%)	ORP mV
Date:	3/31/2015								
Time:	1142								
Depth:	1 ft below water		6.0	6.76	7.98	11.2	6.14	3.6	139
Method:	Grab								

SAMPLE COLLECTION INFORMATION:

Analysis	Preservative	Container Requirements	Collected
TCL VOCs	HCL pH<2	3 - 40 mL glass vials	Yes
Dissolved metals	HNO_3 pH<2	1 - 500 mL plastic	Yes
Hexavalent chromium	4° C	1 - 250 mL plastic	Yes

OBSERVATIONS / NOTES:

Water depth 1.1 meters

MAP:

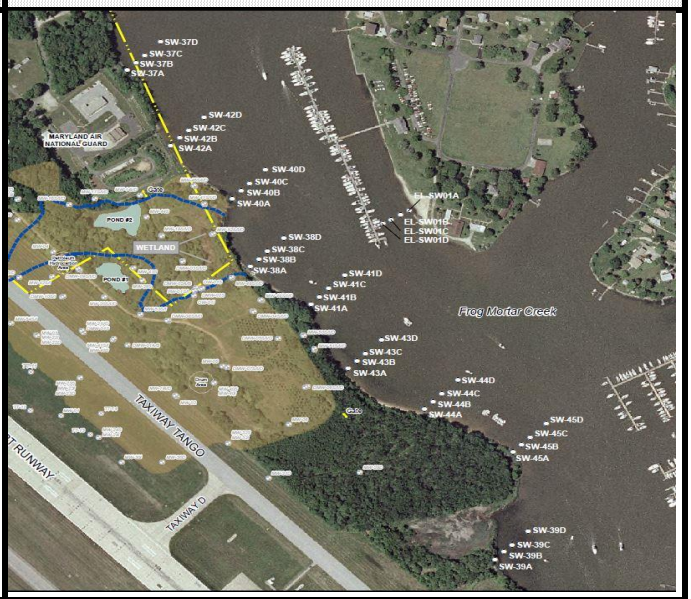

Circle if Applicable:

MS/MSD	Duplicate ID No.:

Signature(s):

Tetra Tech

SURFACE WATER SAMPLE LOG SHEET

Project Site Name: Frog Mortar Creek, Martin State Airport
Project No.: 112IC07335

[] Stream
[] Spring
[] Pond
[] Lake
[X] Other: Tidal creek - freshwater
[] QA Sample Type:

Sample ID No.: MSA-SW38D -033115
Sample Location: MSA-SW38D
Sampled By: J. Mullis/W. Pryor
C.O.C. No.:

Type of Sample:
[x] Low Concentration
[] High Concentration

SAMPLING DATA:

		Color (Visual)	pH (S.U.)	S.C. (mS/cm)	Temp. (^{0}C)	Turbidity (NTU)	DO (mg/L)	Salinity (%)	ORP
Date:	3/31/2015								
Time:	1148								
Depth:	1 ft below water		6.0	6.77	8.02	11.70	6.38	3.6	151
Method:	Grab								

SAMPLE COLLECTION INFORMATION:

Analysis	Preservative	Container Requirements	Collected
TCL VOCs	HCL pH<2	3 - 40 mL glass vials	Yes
Dissolved metals	HNO_3 pH<2	1 - 500 mL plastic	Yes
Hexavalent chromium	4° C	1 - 250 mL plastic	Yes

OBSERVATIONS / NOTES:

Water depth 1.4 meters

MAP:

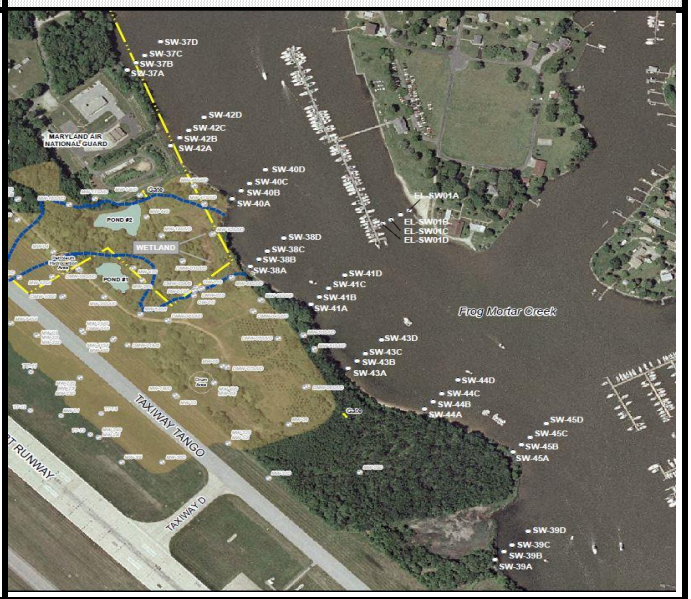

Circle if Applicable:

MS/MSD	Duplicate ID No.:

Signature(s):

Tetra Tech

SURFACE WATER SAMPLE LOG SHEET

Project Site Name: Frog Mortar Creek, Martin State Airport
Project No.: 112IC07335

[] Stream
[] Spring
[] Pond
[] Lake
[X] Other: Tidal creek - freshwater
[] QA Sample Type:

Sample ID No.: MSA-SW39A -033115
Sample Location: MSA-SW39A
Sampled By: J. Mullis/W. Pryor
C.O.C. No.:

Type of Sample:
[x] Low Concentration
[] High Concentration

SAMPLING DATA:

		Color (Visual)	pH (S.U.)	S.C. (mS/cm)	Temp. (^{0}C)	Turbidity (NTU)	DO (mg/L)	Salinity (%)	ORP mV
Date:	3/31/2015								
Time:	941								
Depth:	1 ft below water		5.7	6.65	6.69	10.09	9.1	3.5	152
Method:	Grab								

SAMPLE COLLECTION INFORMATION:

Analysis	Preservative	Container Requirements	Collected
TCL VOCs	HCL pH<2	3 - 40 mL glass vials	Yes
Dissolved metals	HNO_3 pH<2	1 - 500 mL plastic	Yes
Hexavalent chromium	4° C	1 - 250 mL plastic	Yes

OBSERVATIONS / NOTES:

Water depth 0.3 meter

MAP:

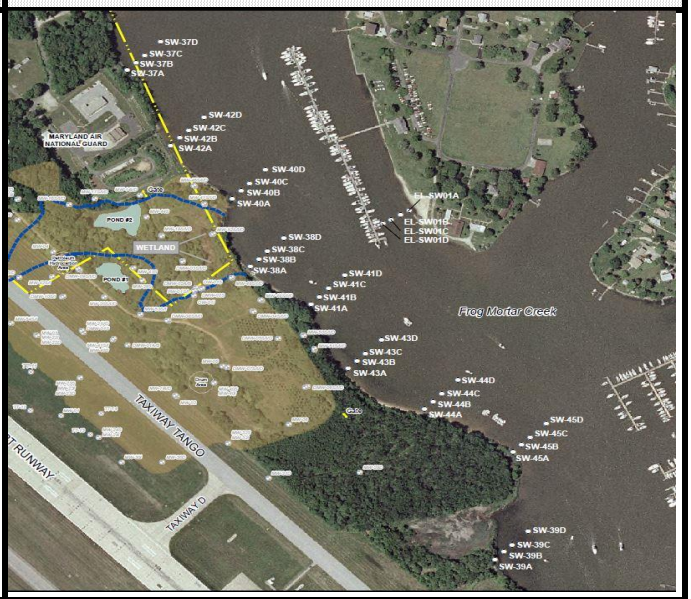

Circle if Applicable:

MS/MSD	Duplicate ID No.:

Signature(s):

Tetra Tech

SURFACE WATER SAMPLE LOG SHEET

Project Site Name: Frog Mortar Creek, Martin State Airport
Project No.: 112IC07335

[] Stream
[] Spring
[] Pond
[] Lake
[X] Other: Tidal creek - freshwater
[] QA Sample Type:

Sample ID No.: MSA-SW39B -033115
Sample Location: MSA-SW39B
Sampled By: J. Mullis/W. Pryor
C.O.C. No.:

Type of Sample:
[x] Low Concentration
[] High Concentration

SAMPLING DATA:

		Color (Visual)	pH (S.U.)	S.C. (mS/cm)	Temp. (^{0}C)	Turbidity (NTU)	DO (mg/L)	Salinity (%)	ORP mV
Date:	3/31/2015								
Time:	949								
Depth:	1 ft below water		5.7	6.73	6.91	33	9.94	3.6	159
Method:	Grab								

SAMPLE COLLECTION INFORMATION:

Analysis	Preservative	Container Requirements	Collected
TCL VOCs	HCL pH<2	3 - 40 mL glass vials	Yes
Dissolved metals	HNO_3 pH<2	1 - 500 mL plastic	Yes
Hexavalent chromium	4° C	1 - 250 mL plastic	Yes

OBSERVATIONS / NOTES:

Water depth 0.9 meter

MAP:

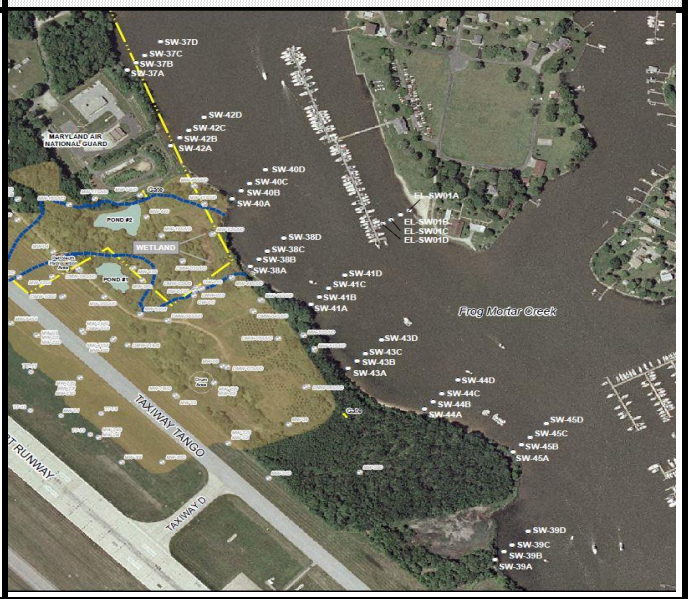

Circle if Applicable:

MS/MSD	Duplicate ID No.:

Signature(s):

Tetra Tech

SURFACE WATER SAMPLE LOG SHEET

Project Site Name: Frog Mortar Creek, Martin State Airport
Project No.: 112IC07335

[] Stream
[] Spring
[] Pond
[] Lake
[X] Other: Tidal creek - freshwater
[] QA Sample Type:

Sample ID No.: MSA-SW39C -033115
Sample Location: MSA-SW39C
Sampled By: J. Mullis/W. Pryor
C.O.C. No.:

Type of Sample:
[x] Low Concentration
[] High Concentration

SAMPLING DATA:

		Color (Visual)	pH (S.U.)	S.C. (mS/cm)	Temp. (^{0}C)	Turbidity (NTU)	DO (mg/L)	Salinity (%)	ORP
Date:	3/31/2015								
Time:	953								
Depth:	1 ft below water		5.8	6.76	7.06	8.74	9.9	3.6	173
Method:	Grab								

SAMPLE COLLECTION INFORMATION:

Analysis	Preservative	Container Requirements	Collected
TCL VOCs	HCL pH<2	3 - 40 mL glass vials	Yes
Dissolved metals	HNO_3 pH<2	1 - 500 mL plastic	Yes
Hexavalent chromium	4° C	1 - 250 mL plastic	Yes

OBSERVATIONS / NOTES:

Water depth 1.4 meters

MAP:

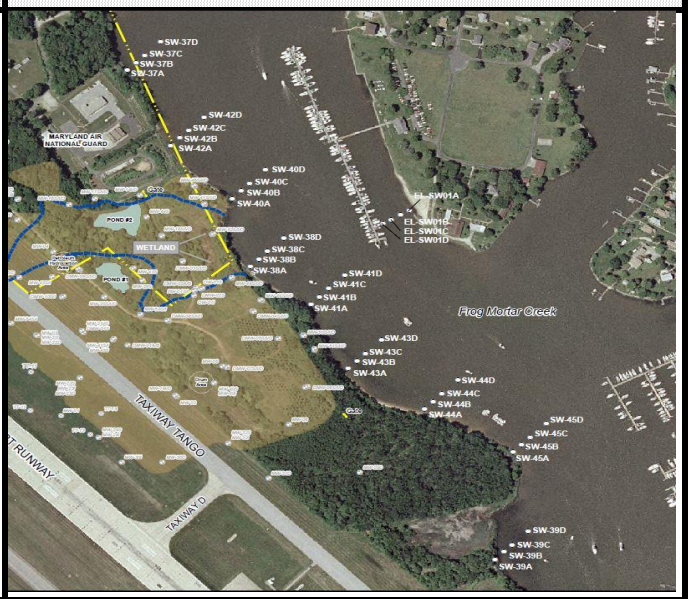

Circle if Applicable:

MS/MSD	Duplicate ID No.:

Signature(s):

Tetra Tech

SURFACE WATER SAMPLE LOG SHEET

Page___ of ___

Project Site Name: Frog Mortar Creek, Martin State Airport
Project No.: 112IC07335

[] Stream
[] Spring
[] Pond
[] Lake
[X] Other: Tidal creek - freshwater
[] QA Sample Type:

Sample ID No.: MSA-SW39D -033115
Sample Location: MSA-SW39D
Sampled By: J. Mullis/W. Pryor
C.O.C. No.:

Type of Sample:
[x] Low Concentration
[] High Concentration

SAMPLING DATA:

		Color (Visual)	pH (S.U.)	S.C. (mS/cm)	Temp. (^{0}C)	Turbidity (NTU)	DO (mg/L)	Salinity (%)	ORP mV
Date:	3/31/2015								
Time:	957								
Depth:	1 ft below water		5.9	6.77	7.11	7.51	9.94	3.6	181
Method:	Grab								

SAMPLE COLLECTION INFORMATION:

Analysis	Preservative	Container Requirements	Collected
TCL VOCs	HCL pH<2	3 - 40 mL glass vials	Yes
Dissolved metals	HNO_3 pH<2	1 - 500 mL plastic	Yes
Hexavalent chromium	4° C	1 - 250 mL plastic	Yes

OBSERVATIONS / NOTES:

Water depth 1.4 meters

MAP:

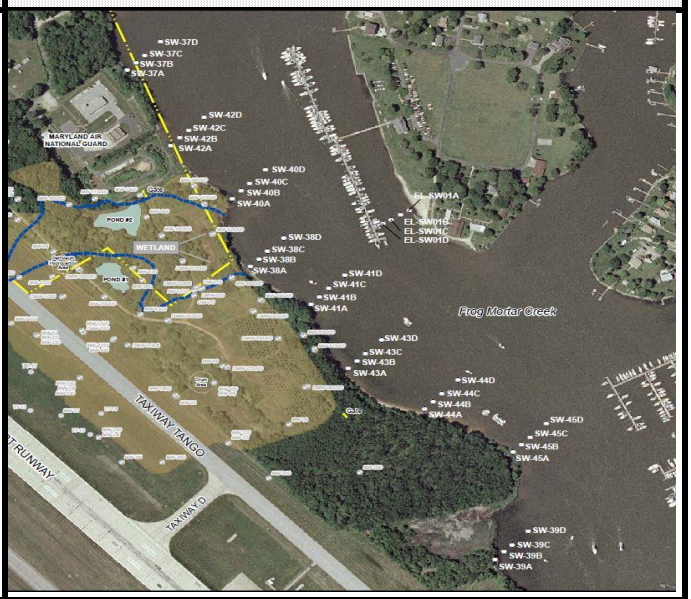

Circle if Applicable:

MS/MSD	Duplicate ID No.:

Signature(s):

Tetra Tech

SURFACE WATER SAMPLE LOG SHEET

Project Site Name: Frog Mortar Creek, Martin State Airport
Project No.: 112IC07335

[] Stream
[] Spring
[] Pond
[] Lake
[X] Other: Tidal creek - freshwater
[] QA Sample Type:

Sample ID No.: MSA-SW40A -033115
Sample Location: MSA-SW40A
Sampled By: J. Mullis/W. Pryor
C.O.C. No.:

Type of Sample:
[x] Low Concentration
[] High Concentration

SAMPLING DATA:

		Color (Visual)	pH (S.U.)	S.C. (mS/cm)	Temp. (^{0}C)	Turbidity (NTU)	DO (mg/L)	Salinity (%)	ORP
Date:	3/31/2015								
Time:	1156								
Depth:	1 ft below water		6.0	6.67	9.01	11.80	6.80	3.6	129
Method:	Grab								

SAMPLE COLLECTION INFORMATION:

Analysis	Preservative	Container Requirements	Collected
TCL VOCs	HCL pH<2	3 - 40 mL glass vials	Yes
Dissolved metals	HNO_3 pH<2	1 - 500 mL plastic	Yes
Hexavalent chromium	4° C	1 - 250 mL plastic	Yes

OBSERVATIONS / NOTES:

Water depth 0.3 meter

MAP:

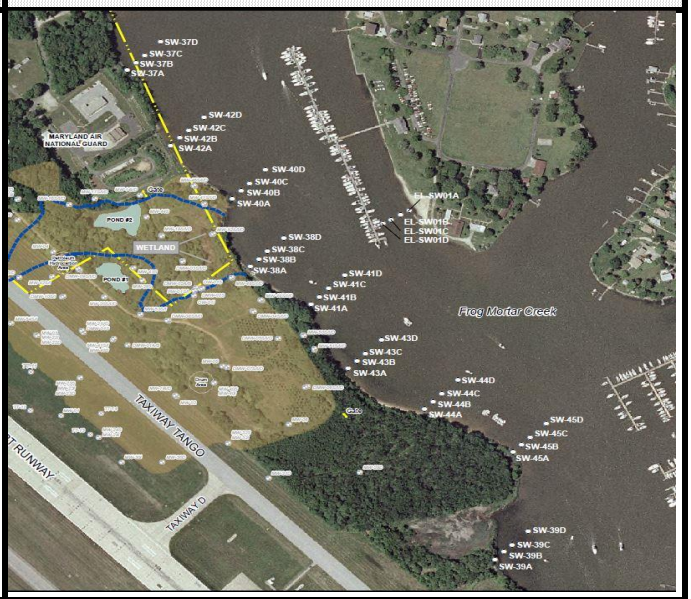

Circle if Applicable:

MS/MSD	Duplicate ID No.:

Signature(s):

Tetra Tech

SURFACE WATER SAMPLE LOG SHEET

Page___ of ___

Project Site Name: Frog Mortar Creek, Martin State Airport
Project No.: 112IC07335

[] Stream
[] Spring
[] Pond
[] Lake
[X] Other: Tidal creek - freshwater
[] QA Sample Type:

Sample ID No.: MSA-SW40B -033115
Sample Location: MSA-SW40B
Sampled By: J. Mullis/W. Pryor
C.O.C. No.:

Type of Sample:
[x] Low Concentration
[] High Concentration

SAMPLING DATA:

		Color (Visual)	pH (S.U.)	S.C. (mS/cm)	Temp. (^{0}C)	Turbidity (NTU)	DO (mg/L)	Salinity (%)	ORP mV
Date:	3/31/2015								
Time:	1159								
Depth:	1 ft below water		6.0	6.75	8.41	11.66	6.54	3.6	133
Method:	Grab								

SAMPLE COLLECTION INFORMATION:

Analysis	Preservative	Container Requirements	Collected
TCL VOCs	HCL pH<2	3 - 40 mL glass vials	Yes
Dissolved metals	HNO_3 pH<2	1 - 500 mL plastic	Yes
Hexavalent chromium	4° C	1 - 250 mL plastic	Yes

OBSERVATIONS / NOTES:

Water depth 0.6 meter

MAP:

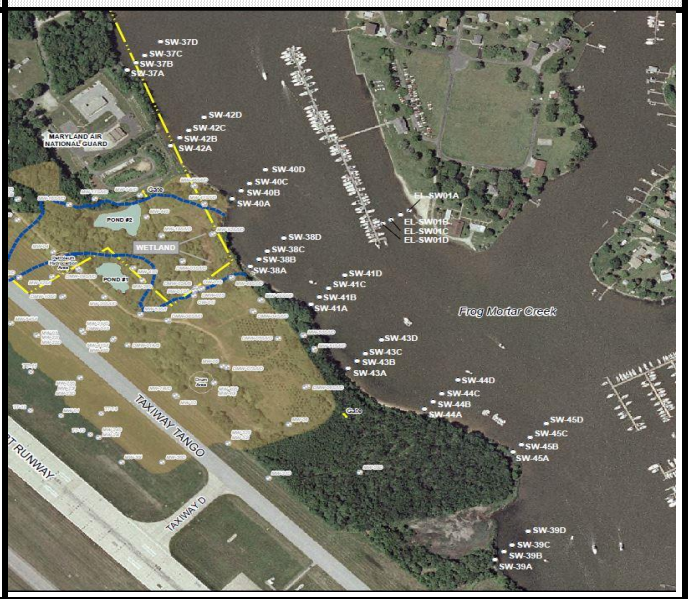

Circle if Applicable:

MS/MSD	Duplicate ID No.:

Signature(s):

Tetra Tech

SURFACE WATER SAMPLE LOG SHEET

Project Site Name: Frog Mortar Creek, Martin State Airport
Project No.: 112IC07335

[] Stream
[] Spring
[] Pond
[] Lake
[X] Other: Tidal creek - freshwater
[] QA Sample Type:

Sample ID No.: MSA-SW40C -033115
Sample Location: MSA-SW40C
Sampled By: J. Mullis/W. Pryor
C.O.C. No.:

Type of Sample:
[x] Low Concentration
[] High Concentration

SAMPLING DATA:

		Color (Visual)	pH (S.U.)	S.C. (mS/cm)	Temp. (^{0}C)	Turbidity (NTU)	DO (mg/L)	Salinity (%)	ORP mV
Date:	3/31/2015								
Time:	1202								
Depth:	1 ft below water		6.0	6.76	8.27	11.84	6.64	3.6	141
Method:	Grab								

SAMPLE COLLECTION INFORMATION:

Analysis	Preservative	Container Requirements	Collected
TCL VOCs	HCL pH<2	3 - 40 mL glass vials	Yes
Dissolved metals	HNO_3 pH<2	1 - 500 mL plastic	Yes
Hexavalent chromium	4° C	1 - 250 mL plastic	Yes

OBSERVATIONS / NOTES:

Water depth 1.1 meters

MAP:

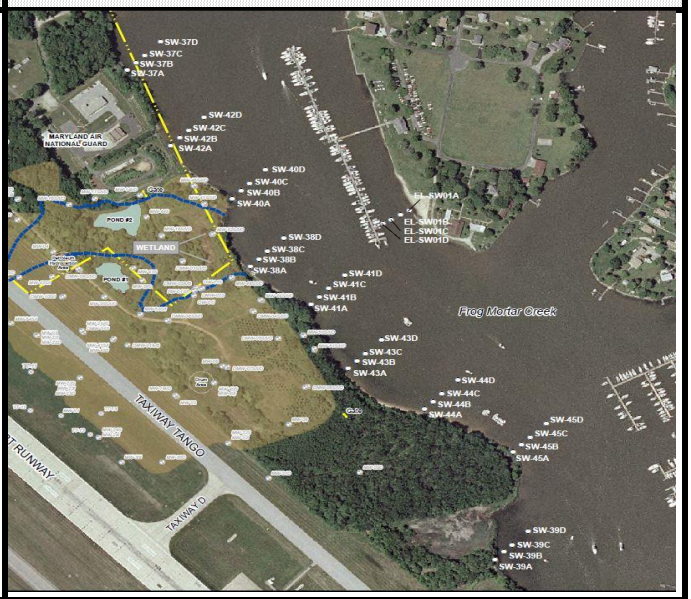

Circle if Applicable:

MS/MSD	Duplicate ID No.:

Signature(s):

Tetra Tech

SURFACE WATER SAMPLE LOG SHEET

Project Site Name: Frog Mortar Creek, Martin State Airport
Project No.: 112IC07335

[] Stream
[] Spring
[] Pond
[] Lake
[X] Other: Tidal creek - freshwater
[] QA Sample Type:

Sample ID No.: MSA-SW40D -033115
Sample Location: MSA-SW40D
Sampled By: J. Mullis/W. Pryor
C.O.C. No.:

Type of Sample:
[x] Low Concentration
[] High Concentration

SAMPLING DATA:

		Color (Visual)	pH (S.U.)	S.C. (mS/cm)	Temp. (^{0}C)	Turbidity (NTU)	DO (mg/L)	Salinity (%)	ORP mV
Date:	3/31/2015								
Time:	1207								
Depth:	1 ft below water		6.0	6.76	8.15	10.50	6.49	3.6	147
Method:	Grab								

SAMPLE COLLECTION INFORMATION:

Analysis	Preservative	Container Requirements	Collected
TCL VOCs	HCL pH<2	3 - 40 mL glass vials	Yes
Dissolved metals	HNO_3 pH<2	1 - 500 mL plastic	Yes
Hexavalent chromium	4° C	1 - 250 mL plastic	Yes

OBSERVATIONS / NOTES:

Water depth 1.6 meters

MAP:

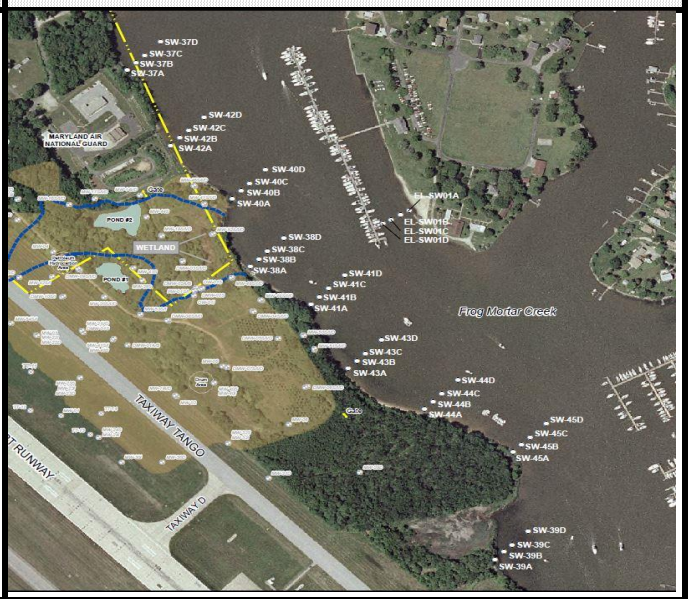

Circle if Applicable:

MS/MSD	Duplicate ID No.:

Signature(s):

Tetra Tech

SURFACE WATER SAMPLE LOG SHEET

Project Site Name: Frog Mortar Creek, Martin State Airport
Project No.: 112IC07335

[] Stream
[] Spring
[] Pond
[] Lake
[X] Other: Tidal creek - freshwater
[] QA Sample Type:

Sample ID No.: MSA-SW41A -033115
Sample Location: MSA-SW41A
Sampled By: J. Mullis/W. Pryor
C.O.C. No.:

Type of Sample:
[x] Low Concentration
[] High Concentration

SAMPLING DATA:

		Color (Visual)	pH (S.U.)	S.C. (mS/cm)	Temp. (^{0}C)	Turbidity (NTU)	DO (mg/L)	Salinity (%)	ORP mV
Date:	3/31/2015								
Time:	1114								
Depth:	1 ft below water		5.94	6.63	8.27	10.87	5.65	3.6	87
Method:	Grab								

SAMPLE COLLECTION INFORMATION:

Analysis	Preservative	Container Requirements	Collected
TCL VOCs	HCL pH<2	3 - 40 mL glass vials	Yes
Dissolved metals	HNO_3 pH<2	1 - 500 mL plastic	Yes
Hexavalent chromium	4° C	1 - 250 mL plastic	Yes

OBSERVATIONS / NOTES:

Water depth 0.3 meter

MAP:

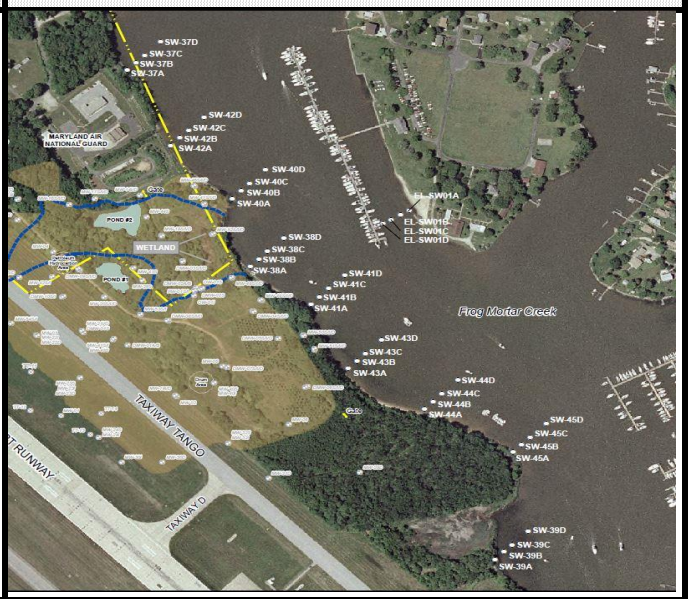

Circle if Applicable:

MS/MSD	Duplicate ID No.:

Signature(s):

Tetra Tech

SURFACE WATER SAMPLE LOG SHEET

Project Site Name: Frog Mortar Creek, Martin State Airport
Project No.: 112IC07335

[] Stream
[] Spring
[] Pond
[] Lake
[X] Other: Tidal creek - freshwater
[] QA Sample Type:

Sample ID No.: MSA-SW41B -033115
Sample Location: MSA-SW41B
Sampled By: J. Mullis/W. Pryor
C.O.C. No.:

Type of Sample:
[x] Low Concentration
[] High Concentration

SAMPLING DATA:

		Color (Visual)	pH (S.U.)	S.C. (mS/cm)	Temp. (^{0}C)	Turbidity (NTU)	DO (mg/L)	Salinity (%)	ORP
Date:	3/31/2015								
Time:	1120								
Depth:	1 ft below water		5.9	6.75	8.04	11.75	6.35	3.6	126
Method:	Grab								

SAMPLE COLLECTION INFORMATION:

Analysis	Preservative	Container Requirements	Collected
TCL VOCs	HCL pH<2	3 - 40 mL glass vials	Yes
Dissolved metals	HNO_3 pH<2	1 - 500 mL plastic	Yes
Hexavalent chromium	4° C	1 - 250 mL plastic	Yes

OBSERVATIONS / NOTES:

Water depth 1 meter

MAP:

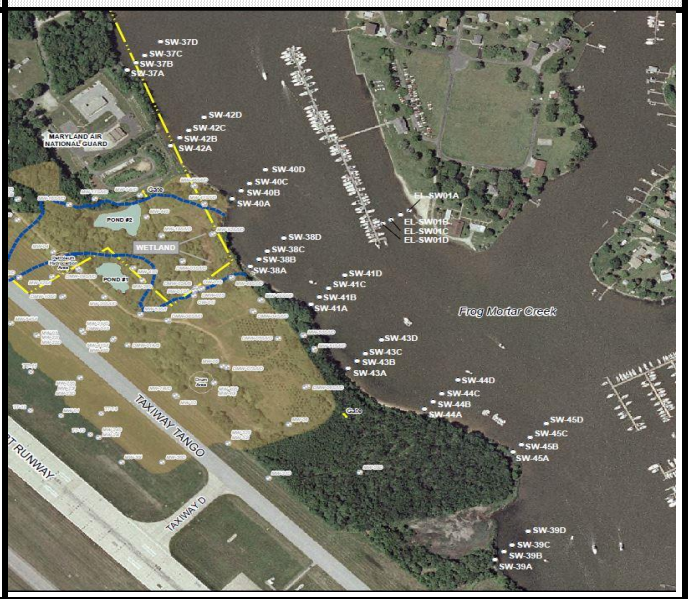

Circle if Applicable:

MS/MSD	Duplicate ID No.:

Signature(s):

Tetra Tech

SURFACE WATER SAMPLE LOG SHEET

Project Site Name: Frog Mortar Creek, Martin State Airport
Project No.: 112IC07335

[] Stream
[] Spring
[] Pond
[] Lake
[X] Other: Tidal creek - freshwater
[] QA Sample Type:

Sample ID No.: MSA-SW41C -033115
Sample Location: MSA-SW41C
Sampled By: J. Mullis/W. Pryor
C.O.C. No.:

Type of Sample:
[x] Low Concentration
[] High Concentration

SAMPLING DATA:

		Color (Visual)	pH (S.U.)	S.C. (mS/cm)	Temp. (^{0}C)	Turbidity (NTU)	DO (mg/L)	Salinity (%)	ORP
Date:	3/31/2015								
Time:	1123								
Depth:	1 ft below water		6.0	6.76	7.75	12.4	6.50	3.6	143
Method:	Grab								

SAMPLE COLLECTION INFORMATION:

Analysis	Preservative	Container Requirements	Collected
TCL VOCs	HCL pH<2	3 - 40 mL glass vials	Yes
Dissolved metals	HNO_3 pH<2	1 - 500 mL plastic	Yes
Hexavalent chromium	4° C	1 - 250 mL plastic	Yes

OBSERVATIONS / NOTES:

Water depth 1.3 meters

MAP:

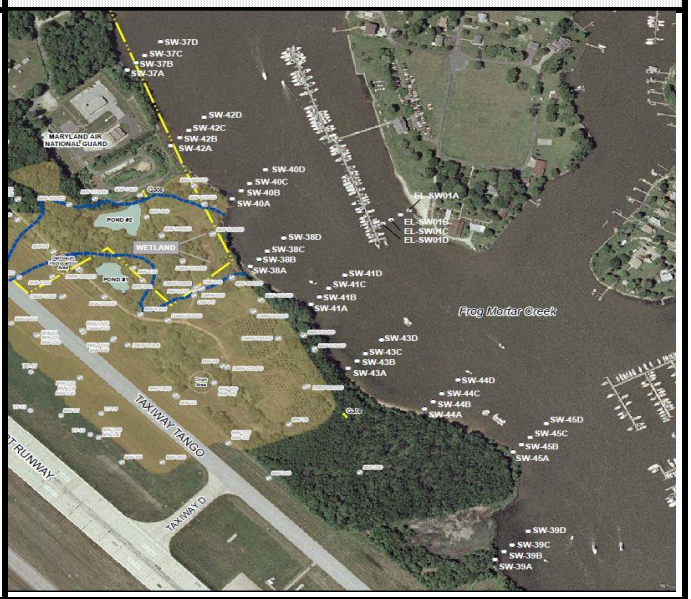

Circle if Applicable:

MS/MSD	Duplicate ID No.:

Signature(s):

Tetra Tech

SURFACE WATER SAMPLE LOG SHEET

Project Site Name: Frog Mortar Creek, Martin State Airport
Project No.: 112IC07335

[] Stream
[] Spring
[] Pond
[] Lake
[X] Other: Tidal creek - freshwater
[] QA Sample Type:

Sample ID No.: MSA-SW41D -033115
Sample Location: MSA-SW41D
Sampled By: J. Mullis/W. Pryor
C.O.C. No.:

Type of Sample:
[x] Low Concentration
[] High Concentration

SAMPLING DATA:

		Color (Visual)	pH (S.U.)	S.C. (mS/cm)	Temp. (^{0}C)	Turbidity (NTU)	DO (mg/L)	Salinity (%)	ORP
Date:	3/31/2015								
Time:	1127								
Depth:	1 ft below water		6.0	6.77	7.82	11.86	6.32	3.6	152
Method:	Grab								

SAMPLE COLLECTION INFORMATION:

Analysis	Preservative	Container Requirements	Collected
TCL VOCs	HCL pH<2	3 - 40 mL glass vials	Yes
Dissolved metals	HNO_3 pH<2	1 - 500 mL plastic	Yes
Hexavalent chromium	4° C	1 - 250 mL plastic	Yes

OBSERVATIONS / NOTES:

Water depth 1.6 meters

MAP:

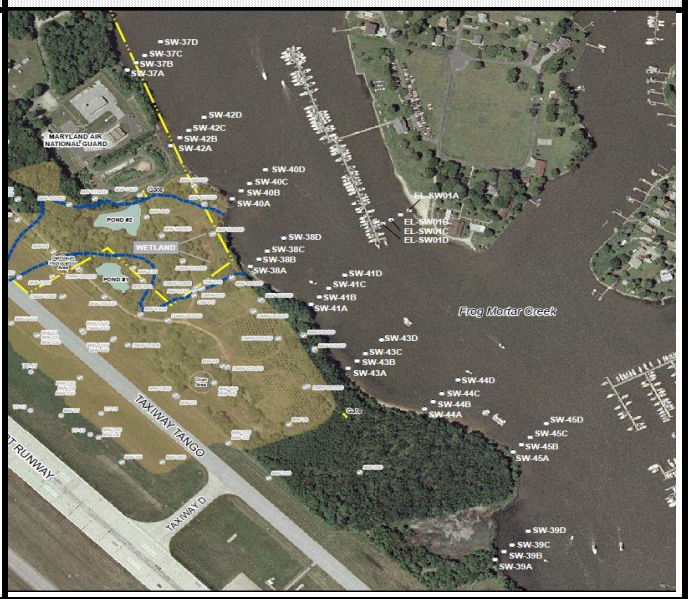

Circle if Applicable:

MS/MSD	Duplicate ID No.:

Signature(s):

Tetra Tech

SURFACE WATER SAMPLE LOG SHEET

Project Site Name: Frog Mortar Creek, Martin State Airport
Project No.: 112IC07335

[] Stream
[] Spring
[] Pond
[] Lake
[X] Other: Tidal creek - freshwater
[] QA Sample Type:

Sample ID No.: MSA-SW42A -033115
Sample Location: MSA-SW42A
Sampled By: J. Mullis/W. Pryor
C.O.C. No.:

Type of Sample:
[x] Low Concentration
[] High Concentration

SAMPLING DATA:

		Color (Visual)	pH (S.U.)	S.C. (mS/cm)	Temp. (^{0}C)	Turbidity (NTU)	DO (mg/L)	Salinity (%)	ORP
Date:	3/31/2015								
Time:	1212								
Depth:	1 ft below water		6.0	6.65	9.68	15.30	6.10	3.6	150
Method:	Grab								

SAMPLE COLLECTION INFORMATION:

Analysis	Preservative	Container Requirements	Collected
TCL VOCs	HCL pH<2	3 - 40 mL glass vials	Yes
Dissolved metals	HNO_3 pH<2	1 - 500 mL plastic	Yes
Hexavalent chromium	4° C	1 - 250 mL plastic	Yes

OBSERVATIONS / NOTES:

Water depth 0.3 meter

MAP:

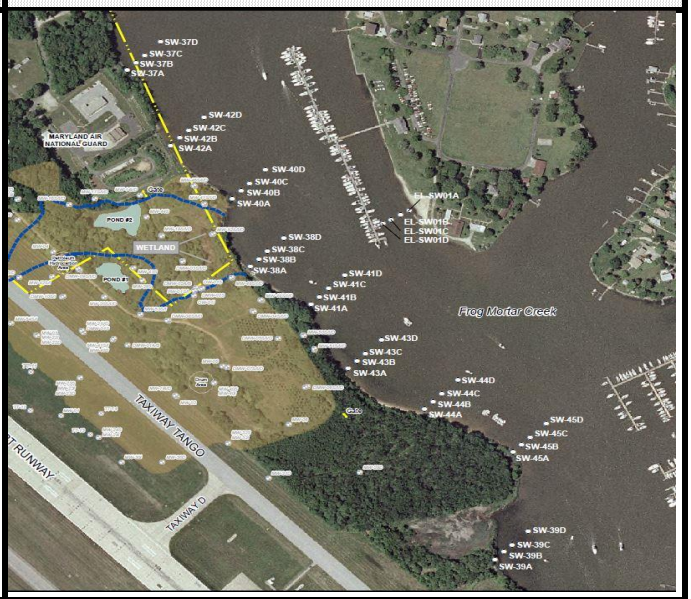

Circle if Applicable:

MS/MSD	Duplicate ID No.:

Signature(s):

Tetra Tech

SURFACE WATER SAMPLE LOG SHEET

Project Site Name: Frog Mortar Creek, Martin State Airport
Project No.: 112IC07335

[] Stream
[] Spring
[] Pond
[] Lake
[X] Other: Tidal creek - freshwater
[] QA Sample Type:

Sample ID No.: MSA-SW42B -033115
Sample Location: MSA-SW42B
Sampled By: J. Mullis/W. Pryor
C.O.C. No.:

Type of Sample:
[x] Low Concentration
[] High Concentration

SAMPLING DATA:

		Color (Visual)	pH (S.U.)	S.C. (mS/cm)	Temp. (^{0}C)	Turbidity (NTU)	DO (mg/L)	Salinity (%)	ORP
Date:	3/31/2015								
Time:	1217								
Depth:	1 ft below water		6.0	6.71	8.72	10.91	6.49	3.6	156
Method:	Grab								

SAMPLE COLLECTION INFORMATION:

Analysis	Preservative	Container Requirements	Collected
TCL VOCs	HCL pH<2	3 - 40 mL glass vials	Yes
Dissolved metals	HNO_3 pH<2	1 - 500 mL plastic	Yes
Hexavalent chromium	4° C	1 - 250 mL plastic	Yes

OBSERVATIONS / NOTES:

Water depth 0.9 meter

MAP:

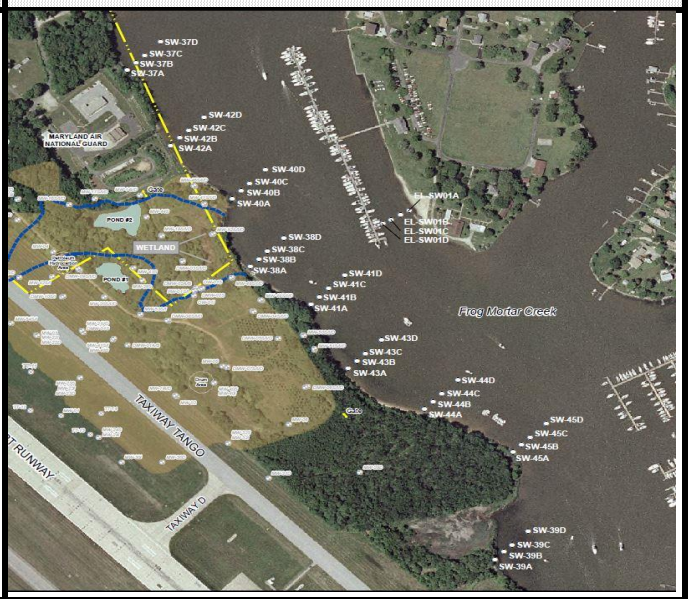

Circle if Applicable:

MS/MSD	Duplicate ID No.:

Signature(s):

Tetra Tech

SURFACE WATER SAMPLE LOG SHEET

Project Site Name: Frog Mortar Creek, Martin State Airport
Project No.: 112IC07335

[] Stream
[] Spring
[] Pond
[] Lake
[X] Other: Tidal creek - freshwater
[] QA Sample Type:

Sample ID No.: MSA-SW42C -033115
Sample Location: MSA-SW42C
Sampled By: J. Mullis/W. Pryor
C.O.C. No.:

Type of Sample:
[x] Low Concentration
[] High Concentration

SAMPLING DATA:

		Color (Visual)	pH (S.U.)	S.C. (mS/cm)	Temp. (^{0}C)	Turbidity (NTU)	DO (mg/L)	Salinity (%)	ORP
Date:	3/31/2015								
Time:	1221								
Depth:	1 ft below water		6.0	6.76	8.27	10.37	6.53	3.6	156
Method:	Grab								

SAMPLE COLLECTION INFORMATION:

Analysis	Preservative	Container Requirements	Collected
TCL VOCs	HCL pH<2	3 - 40 mL glass vials	Yes
Dissolved metals	HNO_3 pH<2	1 - 500 mL plastic	Yes
Hexavalent chromium	4° C	1 - 250 mL plastic	Yes

OBSERVATIONS / NOTES:

Water depth 1.4 meters

MAP:

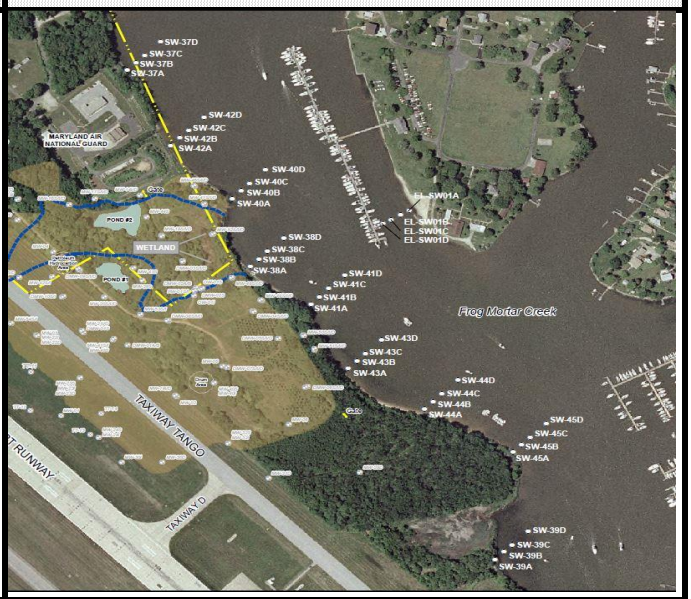

Circle if Applicable:

MS/MSD	Duplicate ID No.:

Signature(s):

Tetra Tech

SURFACE WATER SAMPLE LOG SHEET

Project Site Name: Frog Mortar Creek, Martin State Airport
Project No.: 112IC07335

[] Stream
[] Spring
[] Pond
[] Lake
[X] Other: Tidal creek - freshwater
[] QA Sample Type:

Sample ID No.: MSA-SW42D -033115
Sample Location: MSA-SW42D
Sampled By: J. Mullis/W. Pryor
C.O.C. No.:

Type of Sample:
[x] Low Concentration
[] High Concentration

SAMPLING DATA:

		Color (Visual)	pH (S.U.)	S.C. (mS/cm)	Temp. (^{0}C)	Turbidity (NTU)	DO (mg/L)	Salinity (%)	ORP
Date:	3/31/2015								
Time:	1225								
Depth:	1 ft below water		6.0	6.77	8.20	10.30	6.55	3.6	157
Method:	Grab								

SAMPLE COLLECTION INFORMATION:

Analysis	Preservative	Container Requirements	Collected
TCL VOCs	HCL pH<2	3 - 40 mL glass vials	Yes
Dissolved metals	HNO_3 pH<2	1 - 500 mL plastic	Yes
Hexavalent chromium	4° C	1 - 250 mL plastic	Yes

OBSERVATIONS / NOTES:

Water depth 1.6 meters

MAP:

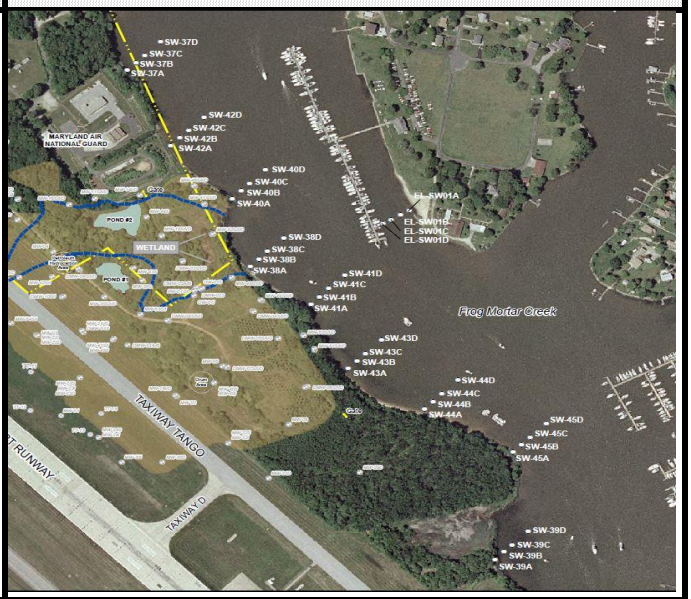

Circle if Applicable:

MS/MSD	Duplicate ID No.:

Signature(s):

Tetra Tech

SURFACE WATER SAMPLE LOG SHEET

Project Site Name: Frog Mortar Creek, Martin State Airport
Project No.: 112IC07335

[] Stream
[] Spring
[] Pond
[] Lake
[X] Other: Tidal creek - freshwater
[] QA Sample Type:

Sample ID No.: MSA-SW43A -033115
Sample Location: MSA-SW43A
Sampled By: J. Mullis/W. Pryor
C.O.C. No.:

Type of Sample:
[x] Low Concentration
[] High Concentration

SAMPLING DATA:

		Color (Visual)	pH (S.U.)	S.C. (mS/cm)	Temp. (^{0}C)	Turbidity (NTU)	DO (mg/L)	Salinity (%)	ORP
Date:	3/31/2015								
Time:	1052								
Depth:	1 ft below water		6.0	6.56	8.23	10.79	6.37	3.5	92
Method:	Grab								

SAMPLE COLLECTION INFORMATION:

Analysis	Preservative	Container Requirements	Collected
TCL VOCs	HCL pH<2	3 - 40 mL glass vials	Yes
Dissolved metals	HNO_3 pH<2	1 - 500 mL plastic	Yes
Hexavalent chromium	4° C	1 - 250 mL plastic	Yes

OBSERVATIONS / NOTES:

Water depth 0.3 meter

oil sheen

MAP:

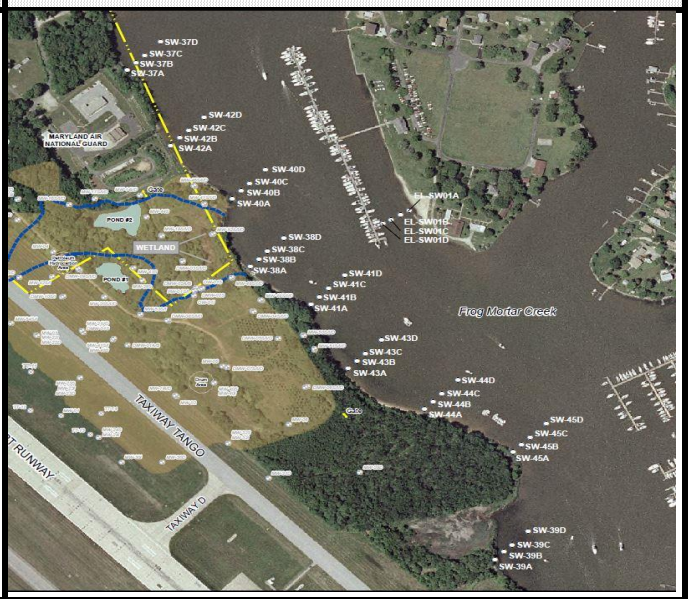

Circle if Applicable:

MS/MSD	Duplicate ID No.:

Signature(s):

Tetra Tech

SURFACE WATER SAMPLE LOG SHEET

Project Site Name: Frog Mortar Creek, Martin State Airport
Project No.: 112IC07335

[] Stream
[] Spring
[] Pond
[] Lake
[X] Other: Tidal creek - freshwater
[] QA Sample Type:

Sample ID No.: MSA-SW43B -033115
Sample Location: MSA-SW43B
Sampled By: J. Mullis/W. Pryor
C.O.C. No.:

Type of Sample:
[x] Low Concentration
[] High Concentration

SAMPLING DATA:

		Color (Visual)	pH (S.U.)	S.C. (mS/cm)	Temp. (^{0}C)	Turbidity (NTU)	DO (mg/L)	Salinity (%)	ORP
Date:	3/31/2015								
Time:	1059								
Depth:	1 ft below water		5.7	6.73	7.53	11.90	6.97	3.6	92
Method:	Grab								

SAMPLE COLLECTION INFORMATION:

Analysis	Preservative	Container Requirements	Collected
TCL VOCs	HCL pH<2	3 - 40 mL glass vials	Yes
Dissolved metals	HNO_3 pH<2	1 - 500 mL plastic	Yes
Hexavalent chromium	4° C	1 - 250 mL plastic	Yes

OBSERVATIONS / NOTES:

Water depth 1.0 meter

oil sheen

MAP:

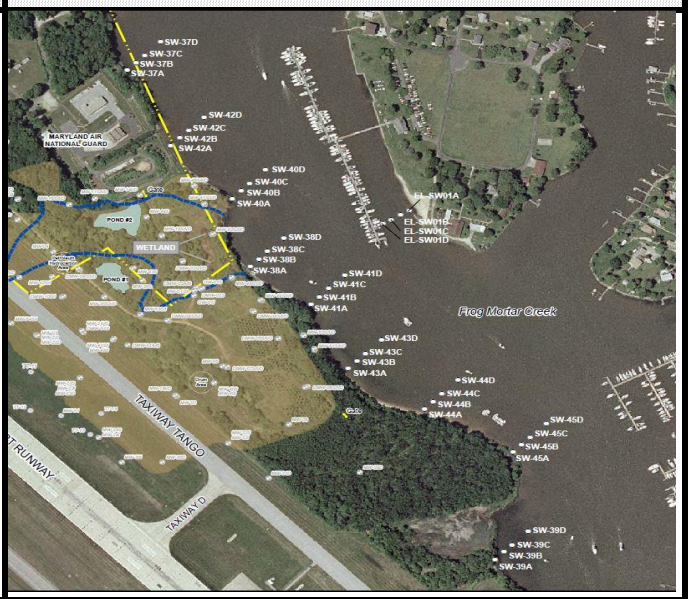

Circle if Applicable:

MS/MSD	Duplicate ID No.:

Signature(s):

Tetra Tech

SURFACE WATER SAMPLE LOG SHEET

Page___ of ___

Project Site Name: Frog Mortar Creek, Martin State Airport
Project No.: 112IC07335

[] Stream
[] Spring
[] Pond
[] Lake
[X] Other: Tidal creek - freshwater
[] QA Sample Type:

Sample ID No.: MSA-SW43C -033115
Sample Location: MSA-SW43C
Sampled By: J. Mullis/W. Pryor
C.O.C. No.:

Type of Sample:
[x] Low Concentration
[] High Concentration

SAMPLING DATA:

		Color (Visual)	pH (S.U.)	S.C. (mS/cm)	Temp. (^{0}C)	Turbidity (NTU)	DO (mg/L)	Salinity (%)	ORP
Date:	3/31/2015								
Time:	1104								
Depth:	1 ft below water		5.9	6.77	7.74	11.70	6.74	3.6	135
Method:	Grab								

SAMPLE COLLECTION INFORMATION:

Analysis	Preservative	Container Requirements	Collected
TCL VOCs	HCL pH<2	3 - 40 mL glass vials	Yes
Dissolved metals	HNO_3 pH<2	1 - 500 mL plastic	Yes
Hexavalent chromium	4° C	1 - 250 mL plastic	Yes

OBSERVATIONS / NOTES:

Water depth 1.3 meters

oily sheen

MAP:

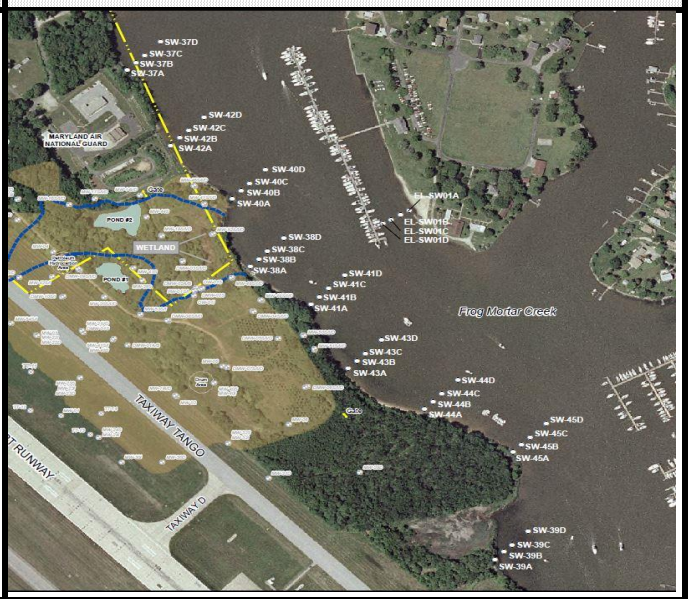

Circle if Applicable:

MS/MSD	Duplicate ID No.:

Signature(s):

Tetra Tech

SURFACE WATER SAMPLE LOG SHEET

Project Site Name: Frog Mortar Creek, Martin State Airport
Project No.: 112IC07335

[] Stream
[] Spring
[] Pond
[] Lake
[X] Other: Tidal creek - freshwater
[] QA Sample Type:

Sample ID No.: MSA-SW43D -033115
Sample Location: MSA-SW43D
Sampled By: J. Mullis/W. Pryor
C.O.C. No.:

Type of Sample:
[x] Low Concentration
[] High Concentration

SAMPLING DATA:

		Color (Visual)	pH (S.U.)	S.C. (mS/cm)	Temp. (^{0}C)	Turbidity (NTU)	DO (mg/L)	Salinity (%)	ORP
Date:	3/31/2015								
Time:	1108								
Depth:	1 ft below water		5.9	6.77	7.74	11.79	6.98	3.6	148
Method:	Grab								

SAMPLE COLLECTION INFORMATION:

Analysis	Preservative	Container Requirements	Collected
TCL VOCs	HCL pH<2	3 - 40 mL glass vials	Yes
Dissolved metals	HNO_3 pH<2	1 - 500 mL plastic	Yes
Hexavalent chromium	4° C	1 - 250 mL plastic	Yes

OBSERVATIONS / NOTES:

Water depth 1.6 meters

iol sheen

MAP:

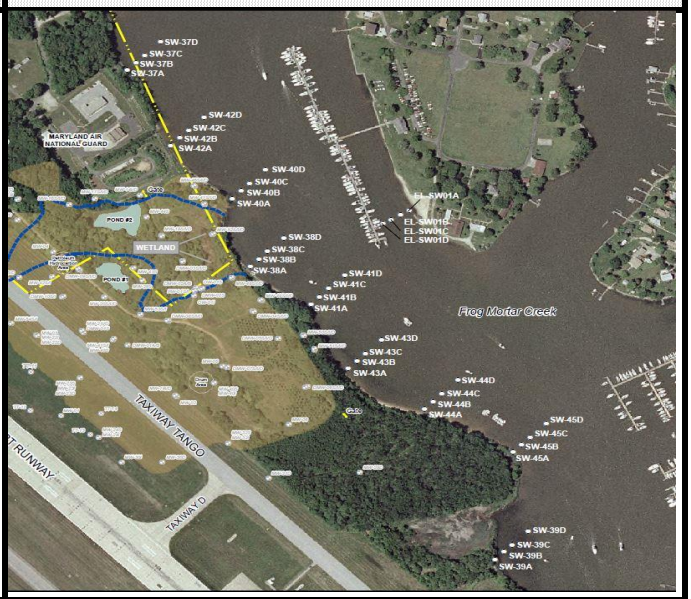

Circle if Applicable:

MS/MSD	Duplicate ID No.:

Signature(s):

Tetra Tech

SURFACE WATER SAMPLE LOG SHEET

Project Site Name: Frog Mortar Creek, Martin State Airport
Project No.: 112IC07335

[] Stream
[] Spring
[] Pond
[] Lake
[X] Other: Tidal creek - freshwater
[] QA Sample Type:

Sample ID No.: MSA-SW44A -033115
Sample Location: MSA-SW44a
Sampled By: J. Mullis/W. Pryor
C.O.C. No.:

Type of Sample:
[x] Low Concentration
[] High Concentration

SAMPLING DATA:

		Color (Visual)	pH (S.U.)	S.C. (mS/cm)	Temp. (^{0}C)	Turbidity (NTU)	DO (mg/L)	Salinity (%)	ORP
Date:	3/31/2015								
Time:	1032								
Depth:	1 ft below water		6.0	6.69	7.81	11.00	6.61	3.6	152
Method:	Grab								

SAMPLE COLLECTION INFORMATION:

Analysis	Preservative	Container Requirements	Collected
TCL VOCs	HCL pH<2	3 - 40 mL glass vials	Yes
Dissolved metals	HNO_3 pH<2	1 - 500 mL plastic	Yes
Hexavalent chromium	4° C	1 - 250 mL plastic	Yes

OBSERVATIONS / NOTES:

Water depth 0.3 meter

MAP:

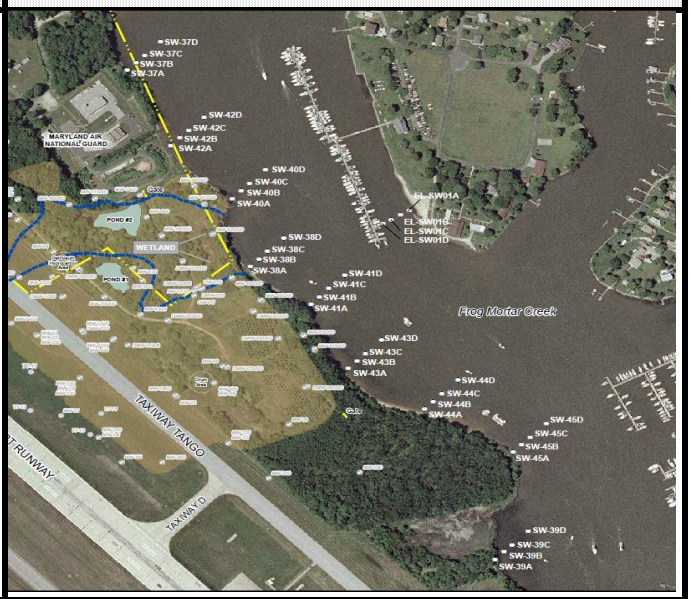

Circle if Applicable:

MS/MSD	Duplicate ID No.:

Signature(s):

Tetra Tech

SURFACE WATER SAMPLE LOG SHEET

Project Site Name: Frog Mortar Creek, Martin State Airport
Project No.: 112IC07335

[] Stream
[] Spring
[] Pond
[] Lake
[X] Other: Tidal creek - freshwater
[] QA Sample Type:

Sample ID No.: MSA-SW44B -033115
Sample Location: MSA-SW44B
Sampled By: J. Mullis/W. Pryor
C.O.C. No.:

Type of Sample:
[x] Low Concentration
[] High Concentration

SAMPLING DATA:

		Color (Visual)	pH (S.U.)	S.C. (mS/cm)	Temp. (^{0}C)	Turbidity (NTU)	DO (mg/L)	Salinity (%)	ORP
Date:	3/31/2015								
Time:	1037								
Depth:	1 ft below water		5.9	6.76	7.42	11.26	7.60	3.6	155
Method:	Grab								

SAMPLE COLLECTION INFORMATION:

Analysis	Preservative	Container Requirements	Collected
TCL VOCs	HCL pH<2	3 - 40 mL glass vials	Yes
Dissolved metals	HNO_3 pH<2	1 - 500 mL plastic	Yes
Hexavalent chromium	4° C	1 - 250 mL plastic	Yes

OBSERVATIONS / NOTES:

Water depth 1.1 meters

MAP:

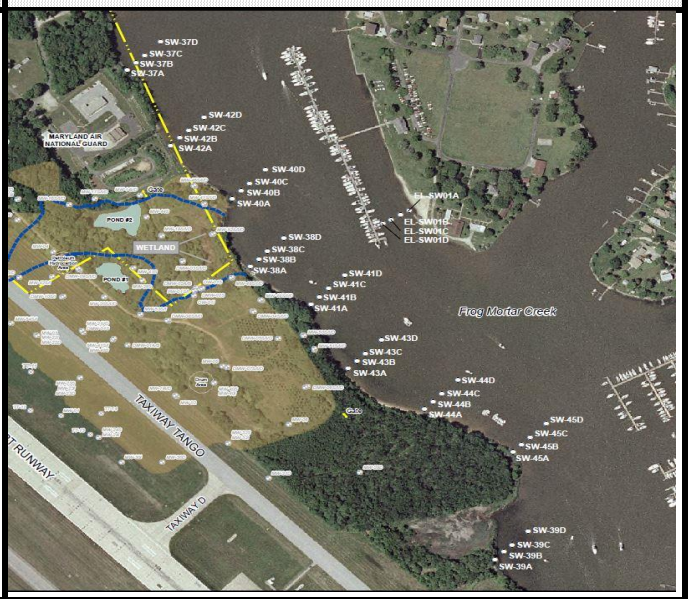

Circle if Applicable:

MS/MSD	Duplicate ID No.:

Signature(s):

Tetra Tech

SURFACE WATER SAMPLE LOG SHEET

Project Site Name: Frog Mortar Creek, Martin State Airport
Project No.: 112IC07335

[] Stream
[] Spring
[] Pond
[] Lake
[X] Other: Tidal creek - freshwater
[] QA Sample Type:

Sample ID No.: MSA-SW44C -033115
Sample Location: MSA-SW44C
Sampled By: J. Mullis/W. Pryor
C.O.C. No.:

Type of Sample:
[x] Low Concentration
[] High Concentration

SAMPLING DATA:

		Color (Visual)	pH (S.U.)	S.C. (mS/cm)	Temp. (^{0}C)	Turbidity (NTU)	DO (mg/L)	Salinity (%)	ORP
Date:	3/31/2015								
Time:	1041								
Depth:	1 ft below water		6.0	6.78	7.52	9.98	7.47	3.6	162
Method:	Grab								

SAMPLE COLLECTION INFORMATION:

Analysis	Preservative	Container Requirements	Collected
TCL VOCs	HCL pH<2	3 - 40 mL glass vials	Yes
Dissolved metals	HNO_3 pH<2	1 - 500 mL plastic	Yes
Hexavalent chromium	4° C	1 - 250 mL plastic	Yes

OBSERVATIONS / NOTES:

Water depth 1.5 meters

MAP:

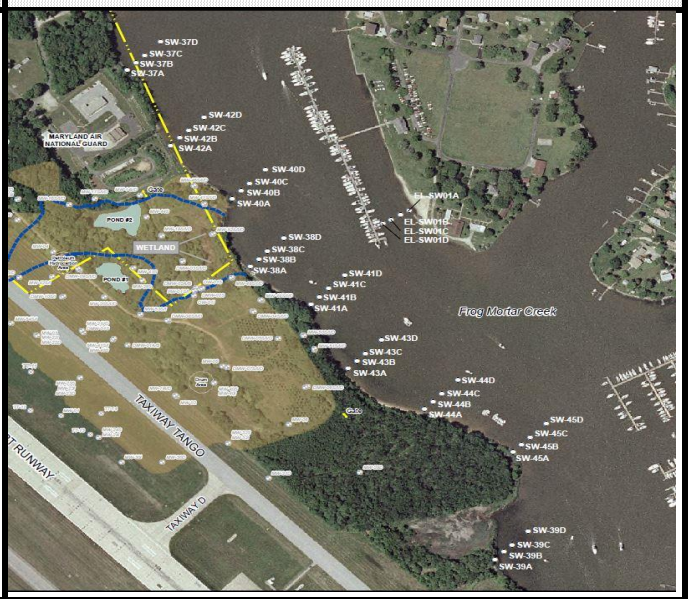

Circle if Applicable:

MS/MSD	Duplicate ID No.:

Signature(s):

Tetra Tech

SURFACE WATER SAMPLE LOG SHEET

Project Site Name: Frog Mortar Creek, Martin State Airport
Project No.: 112IC07335

[] Stream
[] Spring
[] Pond
[] Lake
[X] Other: Tidal creek - freshwater
[] QA Sample Type:

Sample ID No.: MSA-SW44D -033115
Sample Location: MSA-SW44D
Sampled By: J. Mullis/W. Pryor
C.O.C. No.:

Type of Sample:
[x] Low Concentration
[] High Concentration

SAMPLING DATA:

		Color (Visual)	pH (S.U.)	S.C. (mS/cm)	Temp. (^{0}C)	Turbidity (NTU)	DO (mg/L)	Salinity (%)	ORP
Date:	3/31/2015								
Time:	1044								
Depth:	1 ft below water		6.0	6.78	7.52	10.56	7.34	3.6	166
Method:	Grab								

SAMPLE COLLECTION INFORMATION:

Analysis	Preservative	Container Requirements	Collected
TCL VOCs	HCL pH<2	3 - 40 mL glass vials	Yes
Dissolved metals	HNO_3 pH<2	1 - 500 mL plastic	Yes
Hexavalent chromium	4° C	1 - 250 mL plastic	Yes

OBSERVATIONS / NOTES:

Water depth 1.8 meters

MAP:

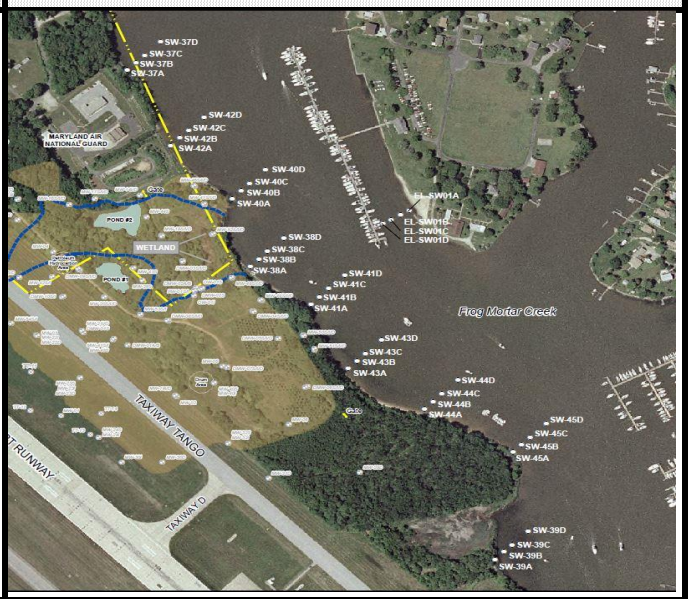

Circle if Applicable:

MS/MSD	Duplicate ID No.:

Signature(s):

Tetra Tech

SURFACE WATER SAMPLE LOG SHEET

Project Site Name: Frog Mortar Creek, Martin State Airport
Project No.: 112IC07335

[] Stream
[] Spring
[] Pond
[] Lake
[X] Other: Tidal creek - freshwater
[] QA Sample Type:

Sample ID No.: MSA-SW45A -033115
Sample Location: MSA-SW45A
Sampled By: J. Mullis/W. Pryor
C.O.C. No.:

Type of Sample:
[x] Low Concentration
[] High Concentration

SAMPLING DATA:

		Color (Visual)	pH (S.U.)	S.C. (mS/cm)	Temp. (^{0}C)	Turbidity (NTU)	DO (mg/L)	Salinity (%)	ORP
Date:	3/31/2015								
Time:	1006								
Depth:	1 ft below water		5.9	6.63	7.15	27.5	8.06	3.5	101
Method:	Grab								

SAMPLE COLLECTION INFORMATION:

Analysis	Preservative	Container Requirements	Collected
TCL VOCs	HCL pH<2	3 - 40 mL glass vials	Yes
Dissolved metals	HNO_3 pH<2	1 - 500 mL plastic	Yes
Hexavalent chromium	4° C	1 - 250 mL plastic	Yes

OBSERVATIONS / NOTES:

Water depth 0.3 meter

MAP:

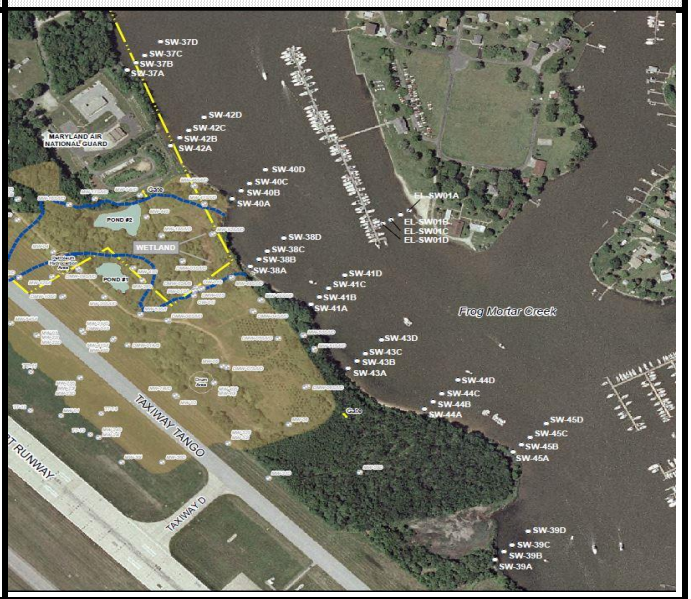

Circle if Applicable:

MS/MSD	Duplicate ID No.:

Signature(s):

Tetra Tech

SURFACE WATER SAMPLE LOG SHEET

Project Site Name: Frog Mortar Creek, Martin State Airport
Project No.: 112IC07335

[] Stream
[] Spring
[] Pond
[] Lake
[X] Other: Tidal creek - freshwater
[] QA Sample Type:

Sample ID No.: MSA-SW45B -033115
Sample Location: MSA-SW45B
Sampled By: J. Mullis/W. Pryor
C.O.C. No.:

Type of Sample:
[x] Low Concentration
[] High Concentration

SAMPLING DATA:

		Color (Visual)	pH (S.U.)	S.C. (mS/cm)	Temp. (^{0}C)	Turbidity (NTU)	DO (mg/L)	Salinity (%)	ORP
Date:	3/31/2015								
Time:	1012								
Depth:	1 ft below water		5.9	6.75	7.07	11.0	8.2	3.6	124
Method:	Grab								

SAMPLE COLLECTION INFORMATION:

Analysis	Preservative	Container Requirements	Collected
TCL VOCs	HCL pH<2	3 - 40 mL glass vials	Yes
Dissolved metals	HNO_3 pH<2	1 - 500 mL plastic	Yes
Hexavalent chromium	4° C	1 - 250 mL plastic	Yes

OBSERVATIONS / NOTES:

Water depth 1.1 meters

MAP:

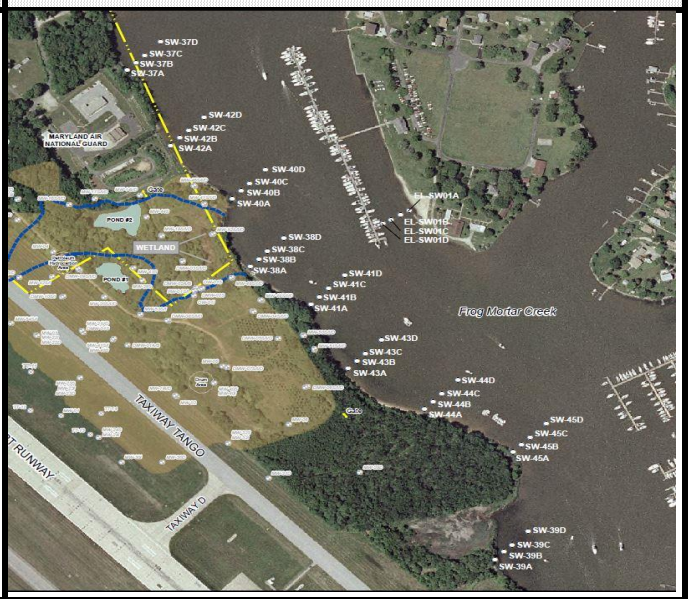

Circle if Applicable:

MS/MSD	Duplicate ID No.:

Signature(s):

Tetra Tech

SURFACE WATER SAMPLE LOG SHEET

Project Site Name: Frog Mortar Creek, Martin State Airport
Project No.: 112IC07335

[] Stream
[] Spring
[] Pond
[] Lake
[X] Other: Tidal creek - freshwater
[] QA Sample Type:

Sample ID No.: MSA-SW45C -033115
Sample Location: MSA-SW45C
Sampled By: J. Mullis/W. Pryor
C.O.C. No.:

Type of Sample:
[x] Low Concentration
[] High Concentration

SAMPLING DATA:

		Color (Visual)	pH (S.U.)	S.C. (mS/cm)	Temp. (^{0}C)	Turbidity (NTU)	DO (mg/L)	Salinity (%)	ORP
Date:	3/31/2015								
Time:	1018								
Depth:	1 ft below water		5.9	6.78	7.30	9.75	7.97	3.6	131
Method:	Grab								

SAMPLE COLLECTION INFORMATION:

Analysis	Preservative	Container Requirements	Collected
TCL VOCs	HCL pH<2	3 - 40 mL glass vials	Yes
Dissolved metals	HNO_3 pH<2	1 - 500 mL plastic	Yes
Hexavalent chromium	4° C	1 - 250 mL plastic	Yes

OBSERVATIONS / NOTES:

Water depth 1.5 meters

MAP:

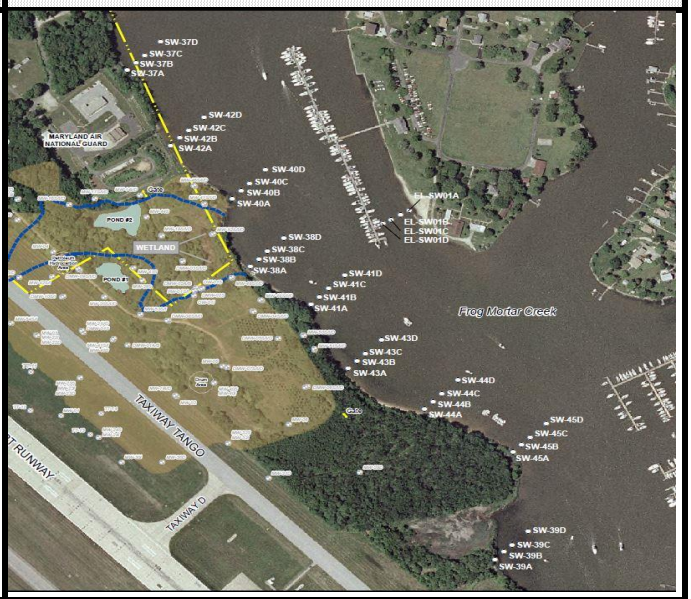

Circle if Applicable:

MS/MSD	Duplicate ID No.:

Signature(s):

Tetra Tech

SURFACE WATER SAMPLE LOG SHEET

Project Site Name: Frog Mortar Creek, Martin State Airport
Project No.: 112IC07335

[] Stream
[] Spring
[] Pond
[] Lake
[X] Other: Tidal creek - freshwater
[] QA Sample Type:

Sample ID No.: MSA-SW45D -033115
Sample Location: MSA-SW45D
Sampled By: J. Mullis/W. Pryor
C.O.C. No.:

Type of Sample:
[x] Low Concentration
[] High Concentration

SAMPLING DATA:

		Color (Visual)	pH (S.U.)	S.C. (mS/cm)	Temp. (^{0}C)	Turbidity (NTU)	DO (mg/L)	Salinity (%)	ORP
Date:	3/31/2015								
Time:	1022								
Depth:	1 ft below water		5.9	6.78	7.55	9.62	8.45	3.6	153
Method:	Grab								

SAMPLE COLLECTION INFORMATION:

Analysis	Preservative	Container Requirements	Collected
TCL VOCs	HCL pH<2	3 - 40 mL glass vials	Yes
Dissolved metals	HNO_3 pH<2	1 - 500 mL plastic	Yes
Hexavalent chromium	4° C	1 - 250 mL plastic	Yes

OBSERVATIONS / NOTES:

Water depth 1.7 meters

MAP:

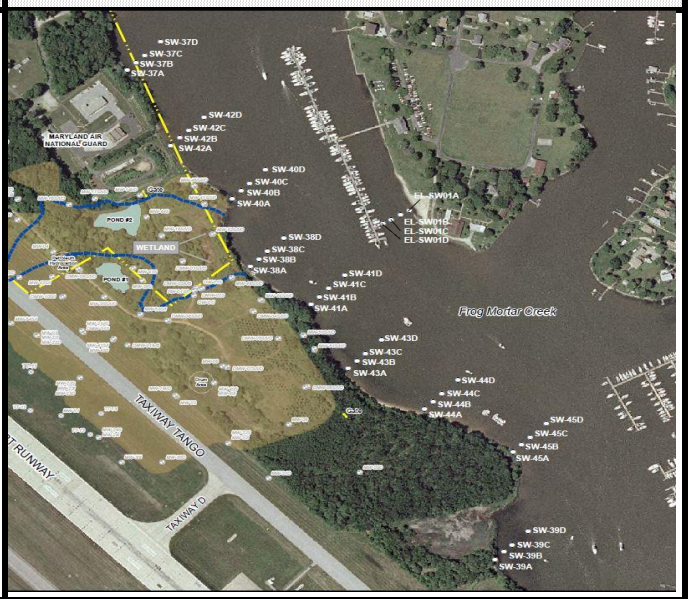

Circle if Applicable:

MS/MSD	Duplicate ID No.:

Signature(s):

Tetra Tech

SURFACE WATER SAMPLE LOG SHEET

Page___ of ___

Project Site Name: Frog Mortar Creek, Martin State Airport
Project No.: 112IC07335

[] Stream
[] Spring
[] Pond
[] Lake
[X] Other: Tidal creek - freshwater
[] QA Sample Type:

Sample ID No.: EL-SW01A -033115
Sample Location: EL-SW01A
Sampled By: J. Mullis/W. Pryor
C.O.C. No.:

Type of Sample:
[x] Low Concentration
[] High Concentration

SAMPLING DATA:

		Color (Visual)	pH (S.U.)	S.C. (mS/cm)	Temp. (^{0}C)	Turbidity (NTU)	DO (mg/L)	Salinity (%)	ORP
Date:	3/31/2015								
Time:	918								
Depth:	1 ft below water		4.8	6.68	7.53	17.4	12.0	3.6	243
Method:	Grab								

SAMPLE COLLECTION INFORMATION:

Analysis	Preservative	Container Requirements	Collected
TCL VOCs	HCL pH<2	3 - 40 mL glass vials	Yes

OBSERVATIONS / NOTES:

Water depth 0.3 meter

MAP:

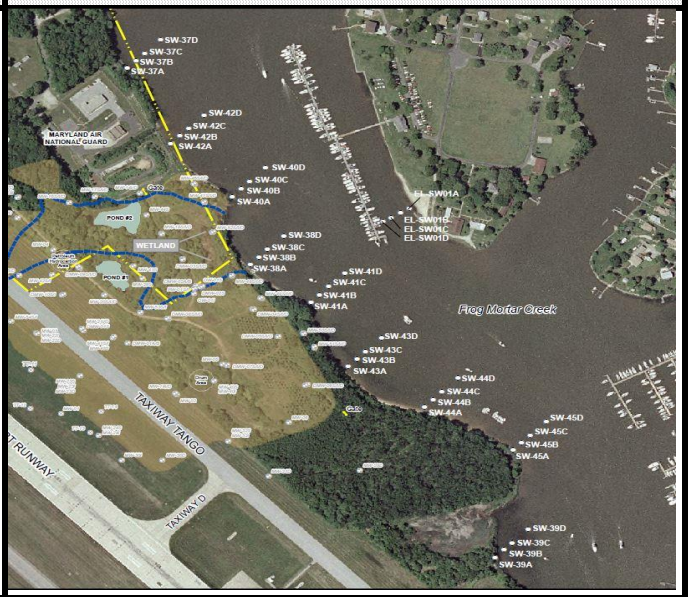

Circle if Applicable:

MS/MSD	Duplicate ID No.:

Signature(s):

Tetra Tech

SURFACE WATER SAMPLE LOG SHEET

Page___ of ___

Project Site Name: Frog Mortar Creek, Martin State Airport
Project No.: 112IC07335

[] Stream
[] Spring
[] Pond
[] Lake
[X] Other: Tidal creek - freshwater
[] QA Sample Type:

Sample ID No.: EL-SW01B -033115
Sample Location: EL-SW01B
Sampled By: J. Mullis/W. Pryor
C.O.C. No.:

Type of Sample:
[x] Low Concentration
[] High Concentration

SAMPLING DATA:

		Color (Visual)	pH (S.U.)	S.C. (mS/cm)	Temp. (^{0}C)	Turbidity (NTU)	DO (mg/L)	Salinity (%)	ORP
Date:	3/31/2015								
Time:	925								
Depth:	1 ft below water		5.2	6.76	7.15	10.81	10.6	3.6	229
Method:	Grab								

SAMPLE COLLECTION INFORMATION:

Analysis	Preservative	Container Requirements	Collected
TCL VOCs	HCL pH<2	3 - 40 mL glass vials	Yes

OBSERVATIONS / NOTES:

Water depth 0.7 meters

MAP:

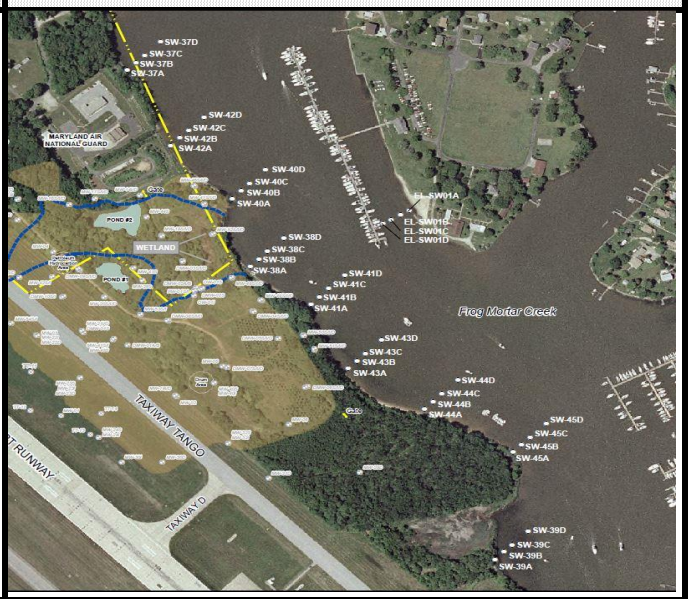

Circle if Applicable:

MS/MSD	Duplicate ID No.:

Signature(s):

Tetra Tech

SURFACE WATER SAMPLE LOG SHEET

Project Site Name: Frog Mortar Creek, Martin State Airport
Project No.: 112IC07335

[] Stream
[] Spring
[] Pond
[] Lake
[X] Other: Tidal creek - freshwater
[] QA Sample Type:

Sample ID No.: EL-SW01C -033115
Sample Location: EL-SW01C
Sampled By: J. Mullis/W. Pryor
C.O.C. No.:

Type of Sample:
[x] Low Concentration
[] High Concentration

SAMPLING DATA:

		Color (Visual)	pH (S.U.)	S.C. (mS/cm)	Temp. (^{0}C)	Turbidity (NTU)	DO (mg/L)	Salinity (%)	ORP
Date:	3/31/2015								
Time:	928								
Depth:	1 ft below water		5.3	6.79	7.20	11.03	10.5	3.6	225
Method:	Grab								

SAMPLE COLLECTION INFORMATION:

Analysis	Preservative	Container Requirements	Collected
TCL VOCs	HCL pH<2	3 - 40 mL glass vials	Yes

OBSERVATIONS / NOTES:

Water depth 0.9 meters

MAP:

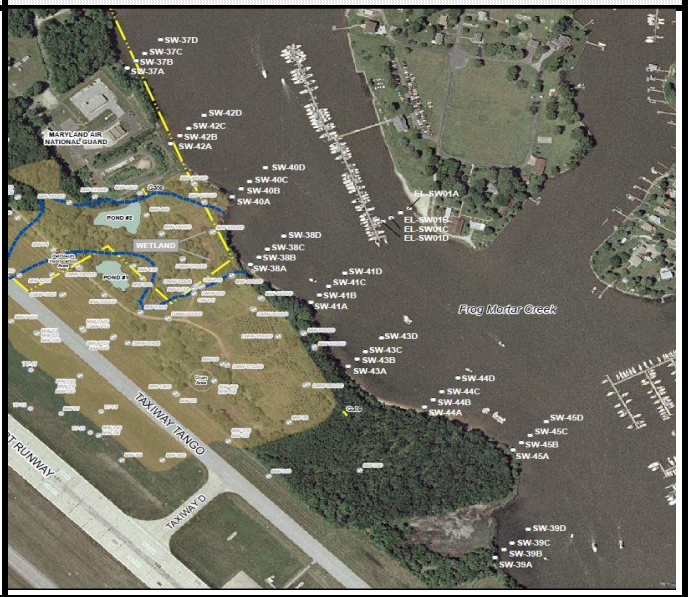

Circle if Applicable:

MS/MSD	Duplicate ID No.:

Signature(s):

Tetra Tech

SURFACE WATER SAMPLE LOG SHEET

Page___ of ___

Project Site Name: Frog Mortar Creek, Martin State Airport
Project No.: 112IC07335

[] Stream
[] Spring
[] Pond
[] Lake
[X] Other: Tidal creek - freshwater
[] QA Sample Type:

Sample ID No.: EL-SW01D -033115
Sample Location: EL-SW01D
Sampled By: J. Mullis/W. Pryor
C.O.C. No.:

Type of Sample:
[x] Low Concentration
[] High Concentration

SAMPLING DATA:

		Color (Visual)	pH (S.U.)	S.C. (mS/cm)	Temp. (^{0}C)	Turbidity (NTU)	DO (mg/L)	Salinity (%)	ORP
Date:	3/31/2015								
Time:	932								
Depth:	1 ft below water		5.5	6.79	7.28	9.96	10.4	3.6	221
Method:	Grab								

SAMPLE COLLECTION INFORMATION:

Analysis	Preservative	Container Requirements	Collected
TCL VOCs	HCL pH<2	3 - 40 mL glass vials	Yes

OBSERVATIONS / NOTES:

Water depth 1.3 meters

MAP:

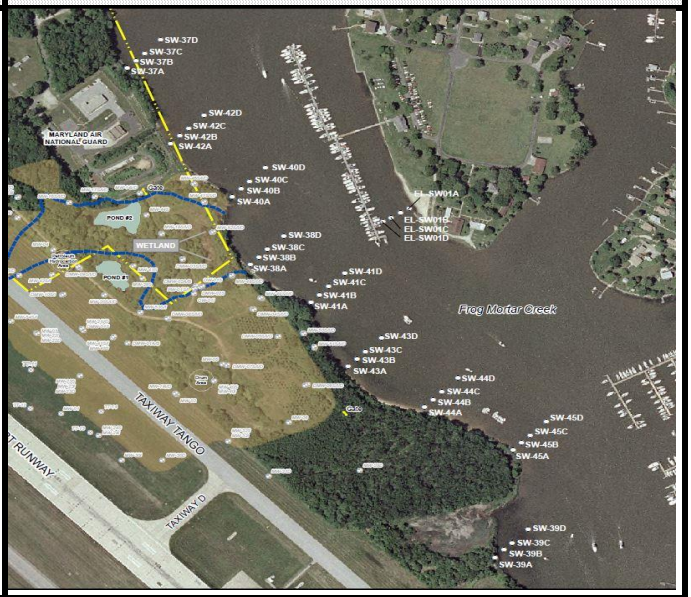

Circle if Applicable:

MS/MSD	Duplicate ID No.:

Signature(s):

APPENDIX B— CHAIN-OF-CUSTODY FORMS AND DATA-VALIDATION REPORTS

TETRA TECH **INTERNAL CORRESPONDENCE**

TO: **A. APANAVAGE** **DATE:** **APRIL 30, 2015**

FROM: **MICHELLE L. ALLEN** **COPIES:** **DV FILE**

SUBJECT: **ORGANIC DATA VALIDATION – VOC**
LOCKHEED MARTIN CORPORATION (LMC) – MARTIN STATE AIRPORT (MSA)
FROG MORTAR CREEK SURFACE WATER SAMPLING
SDG 240-48848-1

SAMPLES: 41Aqueous/VOC

EL-SW01A-033115	EL-SW01B-033115	EL-SW01C-033115
EL-SW01D-033115	MSA-SW37A-033115	MSA-SW37B-033115
MSA-SW37C-033115	MSA-SW37D-033115	MSA-SW38A-033115
MSA-SW38B-033115	MSA-SW38C-033115	MSA-SW38D-033115
MSA-SW39A-033115	MSA-SW39B-033115	MSA-SW39C-033115
MSA-SW39D-033115	MSA-SW40A-033115	MSA-SW40B-033115
MSA-SW40C-033115	MSA-SW40D-033115	MSA-SW41A-033115
MSA-SW41B-033115	MSA-SW41C-033115	MSA-SW41D-033115
MSA-SW42A-033115	MSA-SW42B-033115	MSA-SW42C-033115
MSA-SW42D-033115	MSA-SW43A-033115	MSA-SW43B-033115
MSA-SW43C-033115	MSA-SW43D-033115	MSA-SW44A-033115
MSA-SW44B-033115	MSA-SW44C-033115	MSA-SW44D-033115
MSA-SW45A-033115	MSA-SW45B-033115	MSA-SW45C-033115
MSA-SW45D-033115	TB-033115	

Overview

The sample set for LMC-MSA Frog Mortar Creek, SDG 240-48848-1 consisted of forty (40) aqueous environmental samples and one (1) trip blank. All forty-one (41) aqueous samples were analyzed for Volatile Organic Compounds (VOC). No field duplicate sample pair was included in this SDG.

The samples were collected by Tetra Tech, Inc. on March 31, 2015 and analyzed by TestAmerica, Inc. All analyses were conducted in accordance with SW-846 Method 8260C analytical and reporting protocols.

The data contained in this SDG were validated with regard to the following parameters: data completeness, holding times, GC/MS tuning, initial/continuing calibrations, laboratory method/trip blanks, surrogate spike recoveries, laboratory control sample results, matrix spike/matrix spike duplicate results, internal standard areas, chromatographic resolution, compound identification, tentatively identified compounds, compound quantitation, and detection limits. Areas of concern are listed below.

Major

- The continuing calibration performed on 04/06/15 @ 12:34 had a Relative Response Factor (RRF) for tert-butyl alcohol below the 0.01 minimum response criterion. The trip blank, TB-0333115, was affected. The non-detected result reported for this compound in the trip blank was qualified as rejected, (UR).

- The compound, 2-chloroethyl vinyl ether, was not recovered (Percent Recovery (%R) = 0%) in the Matrix Spike/Matrix Spike Duplicate (MS/MSD) analyses performed on samples MSA-SW37A-033115 and MSA-SW42A-033115. As stated in the case narrative, this compound cannot be reliably recovered in acid preserved samples. Because all environmental samples were preserved in acid, the recovery of this compound is unreliable. The non-detected results reported for 2-chloroethyl vinyl ether in all environmental samples were qualified as rejected, (UR).

Minor

- The continuing calibrations performed on 04/02/15 @ 13:49 and 04/03/15 @ 11:36 had Percent Differences (%Ds) for tert-butyl alcohol which exceeded the 20% quality control limit. All the environmental samples were affected. The non-detected results reported for this compound in the affected samples were qualified as estimated, (UJ).

- The continuing calibration performed on 04/06/15 @ 12:34 had %Ds for tert-butyl alcohol, vinyl acetate, 1,2-dibromo-3-chloropropane, and naphthalene which exceeded the 20% quality control limit. The trip blank, TB-033115, was affected. No action was taken for tert-butyl alcohol because this result was rejected due to a more severe calibration noncompliance. The non-detected results reported for the remaining compounds in the trip blank were qualified as estimated, (UJ).

- The Tentatively Identified Compound (TIC) 1-ethyl-2-methyl benzene was detected in sample MSA-SW37B-033115. The GC/MS instrument was not calibrated for this TIC; therefore, this compound is qualified as estimated presumptively present, (NJ).

- A TIC search was performed for the compound chlorodifluoromethane. The laboratory did not detect this compound in the samples in this SDG. The laboratory assigned a Reporting Limit (RL) of 1 µg/L. Because the GC/MS was not calibrated for this compound, the value of the RL is an estimate and is not considered an accurate representation of the RL. The non-detected results reported for chlorodifluoromethane were qualified as estimated, (UJ).

- Detected results reported below the RL but above the Method Detection Limit (MDL) were qualified as estimated, (J).

Notes

The compounds below were detected in the laboratory method blanks at the following maximum concentrations:

Analyte	Maximum Concentration (µg/L)	Action Level (µg/L)
Methylene Chloride (1)	0.380	3.8
2-Butanone (2)	0.576	5.76
Methylene Chloride (3)	1.1	11

(1) - Maximum concentration detected in the laboratory method blank MB 240-174872/6, from analytical batch #174872 affecting samples associated with this batch.
(2) - Maximum concentration detected in the laboratory method blank MB 240-175006/6, from analytical batch #175006 affecting samples associated with this batch.
(1) - Maximum concentration detected in the laboratory method blank MB 240-175236/6, from analytical batch #175236 affecting the trip blank, TB-033115.

Action levels of 10X the maximum concentration of the common laboratory contaminants methylene chloride and 2-butanone, were established to evaluate for laboratory blank contamination. Dilution factor and sample aliquot, if necessary, were taken into consideration during the application of the action level. No action was necessary because these compounds were not detected in the affected samples. Trip blanks are not qualified for laboratory blank contamination.

The MS/MSD analyses of samples, MSA-SW37A-033115 and MSA-SW42A-033115, had MS %Rs for tert-butyl alcohol slightly below the lower quality control limit. No action was taken because the MSD %R and associated Laboratory Control Samples (LCSs) had acceptable %Rs.

Non-detected results were reported to the MDL.

Executive Summary

Laboratory Performance: Continuing calibration RRF for tert-butyl alcohol was below 0.01. Continuing calibration %Ds exceeded 20%. Contaminants were detected in the laboratory method blanks. A TIC was detected in one sample.

Other Factors Affecting Data Quality: 2-Chloroethyl vinyl ether was not recovered in the MS/MSD analyses. Results below the RL were estimated.

The data for these analyses were reviewed with reference to the "National Functional Guidelines for Organic Review" (June 2008). The text of this report has been formulated to address only those areas affecting data quality.

Michelle L. Allen

Tetra Tech, Inc.
Michelle L. Allen
Chemist/Data Validator

Joseph A. Samchuck

Tetra Tech, Inc.
Joseph A. Samchuck
Data Validation Manager

Attachments:
Appendix A – Qualified Analytical Results
Appendix B – Results as Reported by the Laboratory
Appendix C – Support Documentation

Appendix A

Qualified Analytical Results

Qualifier Codes:

A = Lab Blank Contamination
B = Field Blank Contamination
C = Calibration Noncompliance (i.e., % RSDs, %Ds, ICVs, CCVs, RRFs, etc.)
C01 = GC/MS Tuning Noncompliance
D = MS/MSD Recovery Noncompliance
E = LCS/LCSD Recovery Noncompliance
F = Lab Duplicate Imprecision
G = Field Duplicate Imprecision
H = Holding Time Exceedance
I = ICP Serial Dilution Noncompliance
J = ICP PDS Recovery Noncompliance; MSA's r < 0.995
K = ICP Interference - includes ICS % R Noncompliance
L = Instrument Calibration Range Exceedance
M = Sample Preservation Noncompliance
N = Internal Standard Noncompliance
N01 = Internal Standard Recovery Noncompliance Dioxins
N02 = Recovery Standard Noncompliance Dioxins
N03 = Clean-up Standard Noncompliance Dioxins
O = Poor Instrument Performance (i.e., base-time drifting)
P = Uncertainty near detection limit (< 2 x IDL for inorganics and <CRQL for organics)
Q = Other problems (can encompass a number of issues; i.e.chromatography,interferences, etc.)
R = Surrogates Recovery Noncompliance
S = Pesticide/PCB Resolution
T = % Breakdown Noncompliance for DDT and Endrin
U = RPD between columns/detectors >40% for positive results determined via GC/HPLC
V = Non-linear calibrations; correlation coefficient r < 0.995
W = EMPC result
X = Signal to noise response drop
Y = Percent solids <30%
Z = Uncertainty at 2 standard deviations is greater than sample activity
Z1 = Tentatively Identified Compound considered presumptively present
Z2 = Tentatively Identified Compound column bleed
Z3 = Tentatively Identified Compound aldol condensate

PROJ_NO: 07335	NSAMPLE	EL-SW01A-033115			EL-SW01B-033115			EL-SW01C-033115			EL-SW01D-033115		
SDG: 240-48848-1	LAB_ID	240-48848-37			240-48848-38			240-48848-39			240-48848-40		
FRACTION: OV	SAMP_DATE	3/31/2015			3/31/2015			3/31/2015			3/31/2015		
MEDIA: WATER	QC_TYPE	NM			NM			NM			NM		
	UNITS	UG/L			UG/L			UG/L			UG/L		
	PCT_SOLIDS	0.0			0.0			0.0			0.0		
	DUP_OF												
PARAMETER		RESULT	VQL	QLCD	RESULT	VQL	QLCD	RESULT	VQL	QLCD	RESULT	VQL	QLCD
1,1,1,2-TETRACHLOROETHANE		0.28	U		0.28	U		0.28	U		0.28	U	
1,1,1-TRICHLOROETHANE		0.44	U		0.44	U		0.44	U		0.44	U	
1,1,2,2-TETRACHLOROETHANE		0.22	U		0.22	U		0.22	U		0.22	U	
1,1,2-TRICHLOROTRIFLUOROETHANE		0.45	U		0.45	U		0.45	U		0.45	U	
1,1-DICHLOROETHANE		0.3	U		0.3	U		0.3	U		0.3	U	
1,1-DICHLOROETHENE		0.45	U		0.45	U		0.45	U		0.45	U	
1,1-DICHLOROPROPENE		0.42	U		0.42	U		0.42	U		0.42	U	
1,2,3-TRICHLOROBENZENE		0.37	U		0.37	U		0.37	U		0.37	U	
1,2,3-TRICHLOROPROPANE		0.44	U		0.44	U		0.44	U		0.44	U	
1,2,3-TRIMETHYLBENZENE		0.47	U		0.47	U		0.47	U		0.47	U	
1,2,4-TRICHLOROBENZENE		0.32	U		0.32	U		0.32	U		0.32	U	
1,2,4-TRIMETHYLBENZENE		0.41	U		0.41	U		0.41	U		0.41	U	
1,2-DIBROMO-3-CHLOROPROPANE		0.82	U		0.82	U		0.82	U		0.82	U	
1,2-DIBROMOETHANE		0.32	U		0.32	U		0.32	U		0.32	U	
1,2-DICHLOROBENZENE		0.25	U		0.25	U		0.25	U		0.25	U	
1,2-DICHLOROETHANE		0.23	U		0.23	U		0.23	U		0.23	U	
1,2-DICHLOROPROPANE		0.25	U		0.25	U		0.25	U		0.25	U	
1,3-DICHLOROBENZENE		0.19	U		0.19	U		0.19	U		0.19	U	
1,3-DICHLOROPROPANE		0.19	U		0.19	U		0.19	U		0.19	U	
1,4-DICHLOROBENZENE		0.27	U		0.27	U		0.27	U		0.27	U	
2,2-DICHLOROPROPANE		0.26	U		0.26	U		0.26	U		0.26	U	
2-BUTANONE		0.53	U		0.53	U		0.53	U		0.53	U	
2-CHLOROETHYL VINYL ETHER		0.59	UR	D	0.59	UR	D	0.59	UR	D	0.59	UR	D
2-CHLOROTOLUENE		0.4	U		0.4	U		0.4	U		0.4	U	
2-HEXANONE		0.48	U		0.48	U		0.48	U		0.48	U	
4-CHLOROTOLUENE		0.29	U		0.29	U		0.29	U		0.29	U	
4-ISOPROPYLTOLUENE		0.43	U		0.43	U		0.43	U		0.43	U	
4-METHYL-2-PENTANONE		0.99	U		0.99	U		0.99	U		0.99	U	
ACETONE		9.9			0.94	U		0.94	U		0.94	U	
BENZENE		0.35	U		0.35	U		0.35	U		0.35	U	
BROMOBENZENE		0.35	U		0.35	U		0.35	U		0.35	U	
BROMOCHLOROMETHANE		0.5	U		0.5	U		0.5	U		0.5	U	
BROMODICHLOROMETHANE		0.29	U		0.29	U		0.29	U		0.29	U	
BROMOFORM		0.56	U		0.56	U		0.56	U		0.56	U	
BROMOMETHANE		0.44	U		0.44	U		0.44	U		0.44	U	

PROJ_NO: 07335	NSAMPLE	MSA-SW37A-033115			MSA-SW37B-033115			MSA-SW37C-033115			MSA-SW37D-033115		
SDG: 240-48848-1	LAB_ID	240-48848-1			240-48848-2			240-48848-3			240-48848-4		
FRACTION: OV	SAMP_DATE	3/31/2015			3/31/2015			3/31/2015			3/31/2015		
MEDIA: WATER	QC_TYPE	NM			NM			NM			NM		
	UNITS	UG/L			UG/L			UG/L			UG/L		
	PCT_SOLIDS	0.0			0.0			0.0			0.0		
	DUP_OF												
PARAMETER		RESULT	VQL	QLCD	RESULT	VQL	QLCD	RESULT	VQL	QLCD	RESULT	VQL	QLCD
1,1,1,2-TETRACHLOROETHANE		0.28	U		0.28	U		0.28	U		0.28	U	
1,1,1-TRICHLOROETHANE		0.44	U		0.44	U		0.44	U		0.44	U	
1,1,2,2-TETRACHLOROETHANE		0.22	U		0.22	U		0.22	U		0.22	U	
1,1,2-TRICHLOROTRIFLUOROETHANE		0.45	U		0.45	U		0.45	U		0.45	U	
1,1-DICHLOROETHANE		0.3	U		0.3	U		0.3	U		0.3	U	
1,1-DICHLOROETHENE		0.45	U		0.45	U		0.45	U		0.45	U	
1,1-DICHLOROPROPENE		0.42	U		0.42	U		0.42	U		0.42	U	
1,2,3-TRICHLOROBENZENE		0.37	U		0.37	U		0.37	U		0.37	U	
1,2,3-TRICHLOROPROPANE		0.44	U		0.44	U		0.44	U		0.44	U	
1,2,3-TRIMETHYLBENZENE		0.47	U		0.47	U		0.47	U		0.47	U	
1,2,4-TRICHLOROBENZENE		0.32	U		0.32	U		0.32	U		0.32	U	
1,2,4-TRIMETHYLBENZENE		0.41	U		1			0.41	U		0.41	U	
1,2-DIBROMO-3-CHLOROPROPANE		0.82	U		0.82	U		0.82	U		0.82	U	
1,2-DIBROMOETHANE		0.32	U		0.32	U		0.32	U		0.32	U	
1,2-DICHLOROBENZENE		0.25	U		0.25	U		0.25	U		0.25	U	
1,2-DICHLOROETHANE		0.23	U		0.23	U		0.23	U		0.23	U	
1,2-DICHLOROPROPANE		0.25	U		0.25	U		0.25	U		0.25	U	
1,3-DICHLOROBENZENE		0.19	U		0.19	U		0.19	U		0.19	U	
1,3-DICHLOROPROPANE		0.19	U		0.19	U		0.19	U		0.19	U	
1,4-DICHLOROBENZENE		0.61	J	P	0.27	U		0.27	U		0.27	U	
2,2-DICHLOROPROPANE		0.26	U		0.26	U		0.26	U		0.26	U	
2-BUTANONE		0.53	U		0.53	U		0.53	U		0.53	U	
2-CHLOROETHYL VINYL ETHER		0.59	UR	D	0.59	UR	D	0.59	UR	D	0.59	UR	D
2-CHLOROTOLUENE		0.4	U		0.4	U		0.4	U		0.4	U	
2-HEXANONE		0.48	U		0.48	U		0.48	U		0.48	U	
4-CHLOROTOLUENE		0.29	U		0.29	U		0.29	U		0.29	U	
4-ISOPROPYLTOLUENE		0.43	U		0.43	U		0.43	U		0.43	U	
4-METHYL-2-PENTANONE		0.99	U		0.99	U		0.99	U		0.99	U	
ACETONE		0.94	U		0.94	U		0.94	U		0.94	U	
BENZENE		0.35	U		0.6	J	P	0.35	U		0.35	U	
BROMOBENZENE		0.35	U		0.35	U		0.35	U		0.35	U	
BROMOCHLOROMETHANE		0.5	U		0.5	U		0.5	U		0.5	U	
BROMODICHLOROMETHANE		0.29	U		0.29	U		0.29	U		0.29	U	
BROMOFORM		0.56	U		0.56	U		0.56	U		0.56	U	
BROMOMETHANE		0.44	U		0.44	U		0.44	U		0.44	U	

PROJ_NO: 07335	NSAMPLE	MSA-SW38A-033115			MSA-SW38B-033115			MSA-SW38C-033115			MSA-SW38D-033115		
SDG: 240-48848-1	LAB_ID	240-48848-5			240-48848-6			240-48848-7			240-48848-8		
FRACTION: OV	SAMP_DATE	3/31/2015			3/31/2015			3/31/2015			3/31/2015		
MEDIA: WATER	QC_TYPE	NM			NM			NM			NM		
	UNITS	UG/L			UG/L			UG/L			UG/L		
	PCT_SOLIDS	0.0			0.0			0.0			0.0		
	DUP_OF												
PARAMETER		RESULT	VQL	QLCD	RESULT	VQL	QLCD	RESULT	VQL	QLCD	RESULT	VQL	QLCD
1,1,1,2-TETRACHLOROETHANE		0.28	U		0.28	U		0.28	U		0.28	U	
1,1,1-TRICHLOROETHANE		0.44	U		0.44	U		0.44	U		0.44	U	
1,1,2,2-TETRACHLOROETHANE		0.22	U		0.22	U		0.22	U		0.22	U	
1,1,2-TRICHLOROTRIFLUOROETHANE		0.45	U		0.45	U		0.45	U		0.45	U	
1,1-DICHLOROETHANE		0.3	U		0.3	U		0.3	U		0.3	U	
1,1-DICHLOROETHENE		0.45	U		0.45	U		0.45	U		0.45	U	
1,1-DICHLOROPROPENE		0.42	U		0.42	U		0.42	U		0.42	U	
1,2,3-TRICHLOROBENZENE		0.37	U		0.37	U		0.37	U		0.37	U	
1,2,3-TRICHLOROPROPANE		0.44	U		0.44	U		0.44	U		0.44	U	
1,2,3-TRIMETHYLBENZENE		0.47	U		0.47	U		0.47	U		0.47	U	
1,2,4-TRICHLOROBENZENE		0.32	U		0.32	U		0.32	U		0.32	U	
1,2,4-TRIMETHYLBENZENE		0.41	U		0.41	U		0.41	U		0.41	U	
1,2-DIBROMO-3-CHLOROPROPANE		0.82	U		0.82	U		0.82	U		0.82	U	
1,2-DIBROMOETHANE		0.32	U		0.32	U		0.32	U		0.32	U	
1,2-DICHLOROBENZENE		0.25	U		0.25	U		0.25	U		0.25	U	
1,2-DICHLOROETHANE		0.23	U		0.23	U		0.23	U		0.23	U	
1,2-DICHLOROPROPANE		0.25	U		0.25	U		0.25	U		0.25	U	
1,3-DICHLOROBENZENE		0.19	U		0.19	U		0.19	U		0.19	U	
1,3-DICHLOROPROPANE		0.19	U		0.19	U		0.19	U		0.19	U	
1,4-DICHLOROBENZENE		0.46	J	P	0.27	U		0.27	U		0.27	U	
2,2-DICHLOROPROPANE		0.26	U		0.26	U		0.26	U		0.26	U	
2-BUTANONE		0.53	U		0.53	U		0.53	U		0.53	U	
2-CHLOROETHYL VINYL ETHER		0.59	UR	D	0.59	UR	D	0.59	UR	D	0.59	UR	D
2-CHLOROTOLUENE		0.4	U		0.4	U		0.4	U		0.4	U	
2-HEXANONE		0.48	U		0.48	U		0.48	U		0.48	U	
4-CHLOROTOLUENE		0.29	U		0.29	U		0.29	U		0.29	U	
4-ISOPROPYLTOLUENE		0.43	U		0.43	U		0.43	U		0.43	U	
4-METHYL-2-PENTANONE		0.99	U		0.99	U		0.99	U		0.99	U	
ACETONE		0.94	U		0.94	U		0.94	U		0.94	U	
BENZENE		0.35	U		0.35	U		0.35	U		0.35	U	
BROMOBENZENE		0.35	U		0.35	U		0.35	U		0.35	U	
BROMOCHLOROMETHANE		0.5	U		0.5	U		0.5	U		0.5	U	
BROMODICHLOROMETHANE		0.29	U		0.29	U		0.29	U		0.29	U	
BROMOFORM		0.56	U		0.56	U		0.56	U		0.56	U	
BROMOMETHANE		0.44	U		0.44	U		0.44	U		0.44	U	

PROJ_NO: 07335	NSAMPLE	MSA-SW39A-033115			MSA-SW39B-033115			MSA-SW39C-033115			MSA-SW39D-033115		
SDG: 240-48848-1	LAB_ID	240-48848-9			240-48848-10			240-48848-11			240-48848-12		
FRACTION: OV	SAMP_DATE	3/31/2015			3/31/2015			3/31/2015			3/31/2015		
MEDIA: WATER	QC_TYPE	NM			NM			NM			NM		
	UNITS	UG/L			UG/L			UG/L			UG/L		
	PCT_SOLIDS	0.0			0.0			0.0			0.0		
	DUP_OF												
PARAMETER		RESULT	VQL	QLCD	RESULT	VQL	QLCD	RESULT	VQL	QLCD	RESULT	VQL	QLCD
1,1,1,2-TETRACHLOROETHANE		0.28	U		0.28	U		0.28	U		0.28	U	
1,1,1-TRICHLOROETHANE		0.44	U		0.44	U		0.44	U		0.44	U	
1,1,2,2-TETRACHLOROETHANE		0.22	U		0.22	U		0.22	U		0.22	U	
1,1,2-TRICHLOROTRIFLUOROETHANE		0.45	U		0.45	U		0.45	U		0.45	U	
1,1-DICHLOROETHANE		0.3	U		0.3	U		0.3	U		0.3	U	
1,1-DICHLOROETHENE		0.45	U		0.45	U		0.45	U		0.45	U	
1,1-DICHLOROPROPENE		0.42	U		0.42	U		0.42	U		0.42	U	
1,2,3-TRICHLOROBENZENE		0.37	U		0.37	U		0.37	U		0.37	U	
1,2,3-TRICHLOROPROPANE		0.44	U		0.44	U		0.44	U		0.44	U	
1,2,3-TRIMETHYLBENZENE		0.47	U		0.47	U		0.47	U		0.47	U	
1,2,4-TRICHLOROBENZENE		0.32	U		0.32	U		0.32	U		0.32	U	
1,2,4-TRIMETHYLBENZENE		0.41	U		0.78	J	P	0.41	U		0.41	U	
1,2-DIBROMO-3-CHLOROPROPANE		0.82	U		0.82	U		0.82	U		0.82	U	
1,2-DIBROMOETHANE		0.32	U		0.32	U		0.32	U		0.32	U	
1,2-DICHLOROBENZENE		0.25	U		0.25	U		0.25	U		0.25	U	
1,2-DICHLOROETHANE		0.23	U		0.23	U		0.23	U		0.23	U	
1,2-DICHLOROPROPANE		0.25	U		0.25	U		0.25	U		0.25	U	
1,3-DICHLOROBENZENE		0.19	U		0.19	U		0.19	U		0.19	U	
1,3-DICHLOROPROPANE		0.19	U		0.19	U		0.19	U		0.19	U	
1,4-DICHLOROBENZENE		0.27	U		0.27	U		0.27	U		0.27	U	
2,2-DICHLOROPROPANE		0.26	U		0.26	U		0.26	U		0.26	U	
2-BUTANONE		0.53	U		0.53	U		0.53	U		0.53	U	
2-CHLOROETHYL VINYL ETHER		0.59	UR	D	0.59	UR	D	0.59	UR	D	0.59	UR	D
2-CHLOROTOLUENE		0.4	U		0.4	U		0.4	U		0.4	U	
2-HEXANONE		0.48	U		0.48	U		0.48	U		0.48	U	
4-CHLOROTOLUENE		0.29	U		0.29	U		0.29	U		0.29	U	
4-ISOPROPYLTOLUENE		0.43	U		0.43	U		0.43	U		0.43	U	
4-METHYL-2-PENTANONE		0.99	U		0.99	U		0.99	U		0.99	U	
ACETONE		0.94	U		0.94	U		0.94	U		0.94	U	
BENZENE		0.35	U		0.35	U		0.35	U		0.35	U	
BROMOBENZENE		0.35	U		0.35	U		0.35	U		0.35	U	
BROMOCHLOROMETHANE		0.5	U		0.5	U		0.5	U		0.5	U	
BROMODICHLOROMETHANE		0.29	U		0.29	U		0.29	U		0.29	U	
BROMOFORM		0.56	U		0.56	U		0.56	U		0.56	U	
BROMOMETHANE		0.44	U		0.44	U		0.44	U		0.44	U	

PROJ_NO: 07335	NSAMPLE	MSA-SW40A-033115			MSA-SW40B-033115			MSA-SW40C-033115			MSA-SW40D-033115		
SDG: 240-48848-1	LAB_ID	240-48848-13			240-48848-14			240-48848-15			240-48848-16		
FRACTION: OV	SAMP_DATE	3/31/2015			3/31/2015			3/31/2015			3/31/2015		
MEDIA: WATER	QC_TYPE	NM			NM			NM			NM		
	UNITS	UG/L			UG/L			UG/L			UG/L		
	PCT_SOLIDS	0.0			0.0			0.0			0.0		
	DUP_OF												
PARAMETER		RESULT	VQL	QLCD	RESULT	VQL	QLCD	RESULT	VQL	QLCD	RESULT	VQL	QLCD
1,1,1,2-TETRACHLOROETHANE		0.28	U		0.28	U		0.28	U		0.28	U	
1,1,1-TRICHLOROETHANE		0.44	U		0.44	U		0.44	U		0.44	U	
1,1,2,2-TETRACHLOROETHANE		0.22	U		0.22	U		0.22	U		0.22	U	
1,1,2-TRICHLOROTRIFLUOROETHANE		0.45	U		0.45	U		0.45	U		0.45	U	
1,1-DICHLOROETHANE		0.3	U		0.3	U		0.3	U		0.3	U	
1,1-DICHLOROETHENE		0.45	U		0.45	U		0.45	U		0.45	U	
1,1-DICHLOROPROPENE		0.42	U		0.42	U		0.42	U		0.42	U	
1,2,3-TRICHLOROBENZENE		0.37	U		0.37	U		0.37	U		0.37	U	
1,2,3-TRICHLOROPROPANE		0.44	U		0.44	U		0.44	U		0.44	U	
1,2,3-TRIMETHYLBENZENE		0.47	U		0.47	U		0.47	U		0.47	U	
1,2,4-TRICHLOROBENZENE		0.32	U		0.32	U		0.32	U		0.32	U	
1,2,4-TRIMETHYLBENZENE		0.41	U		0.41	U		0.41	U		0.41	U	
1,2-DIBROMO-3-CHLOROPROPANE		0.82	U		0.82	U		0.82	U		0.82	U	
1,2-DIBROMOETHANE		0.32	U		0.32	U		0.32	U		0.32	U	
1,2-DICHLOROBENZENE		0.25	U		0.25	U		0.25	U		0.25	U	
1,2-DICHLOROETHANE		0.23	U		0.23	U		0.23	U		0.23	U	
1,2-DICHLOROPROPANE		0.25	U		0.25	U		0.25	U		0.25	U	
1,3-DICHLOROBENZENE		0.19	U		0.19	U		0.19	U		0.19	U	
1,3-DICHLOROPROPANE		0.19	U		0.19	U		0.19	U		0.19	U	
1,4-DICHLOROBENZENE		0.61	J	P	0.27	U		0.27	U		0.27	U	
2,2-DICHLOROPROPANE		0.26	U		0.26	U		0.26	U		0.26	U	
2-BUTANONE		0.53	U		0.53	U		0.53	U		0.53	U	
2-CHLOROETHYL VINYL ETHER		0.59	UR	D	0.59	UR	D	0.59	UR	D	0.59	UR	D
2-CHLOROTOLUENE		0.4	U		0.4	U		0.4	U		0.4	U	
2-HEXANONE		0.48	U		0.48	U		0.48	U		0.48	U	
4-CHLOROTOLUENE		0.29	U		0.29	U		0.29	U		0.29	U	
4-ISOPROPYLTOLUENE		0.43	U		0.43	U		0.43	U		0.43	U	
4-METHYL-2-PENTANONE		0.99	U		0.99	U		0.99	U		0.99	U	
ACETONE		44			2.6	J	P	0.94	U		9.9		
BENZENE		0.35	U		0.35	U		0.35	U		0.35	U	
BROMOBENZENE		0.35	U		0.35	U		0.35	U		0.35	U	
BROMOCHLOROMETHANE		0.5	U		0.5	U		0.5	U		0.5	U	
BROMODICHLOROMETHANE		0.29	U		0.29	U		0.29	U		0.29	U	
BROMOFORM		0.56	U		0.56	U		0.56	U		0.56	U	
BROMOMETHANE		0.44	U		0.44	U		0.44	U		0.44	U	

PROJ_NO: 07335	NSAMPLE	MSA-SW41A-033115			MSA-SW41B-033115			MSA-SW41C-033115			MSA-SW41D-033115		
SDG: 240-48848-1	LAB_ID	240-48848-17			240-48848-18			240-48848-19			240-48848-20		
FRACTION: OV	SAMP_DATE	3/31/2015			3/31/2015			3/31/2015			3/31/2015		
MEDIA: WATER	QC_TYPE	NM			NM			NM			NM		
	UNITS	UG/L			UG/L			UG/L			UG/L		
	PCT_SOLIDS	0.0			0.0			0.0			0.0		
	DUP_OF												
PARAMETER		RESULT	VQL	QLCD	RESULT	VQL	QLCD	RESULT	VQL	QLCD	RESULT	VQL	QLCD
1,1,1,2-TETRACHLOROETHANE		0.28	U		0.28	U		0.28	U		0.28	U	
1,1,1-TRICHLOROETHANE		0.44	U		0.44	U		0.44	U		0.44	U	
1,1,2,2-TETRACHLOROETHANE		0.22	U		0.22	U		0.22	U		0.22	U	
1,1,2-TRICHLOROTRIFLUOROETHANE		0.45	U		0.45	U		0.45	U		0.45	U	
1,1-DICHLOROETHANE		0.3	U		0.3	U		0.3	U		0.3	U	
1,1-DICHLOROETHENE		0.45	U		0.45	U		0.45	U		0.45	U	
1,1-DICHLOROPROPENE		0.42	U		0.42	U		0.42	U		0.42	U	
1,2,3-TRICHLOROBENZENE		0.37	U		0.37	U		0.37	U		0.37	U	
1,2,3-TRICHLOROPROPANE		0.44	U		0.44	U		0.44	U		0.44	U	
1,2,3-TRIMETHYLBENZENE		0.47	U		0.47	U		0.47	U		0.47	U	
1,2,4-TRICHLOROBENZENE		0.32	U		0.32	U		0.32	U		0.32	U	
1,2,4-TRIMETHYLBENZENE		0.41	U		0.41	U		0.51	J	P	0.41	U	
1,2-DIBROMO-3-CHLOROPROPANE		0.82	U		0.82	U		0.82	U		0.82	U	
1,2-DIBROMOETHANE		0.32	U		0.32	U		0.32	U		0.32	U	
1,2-DICHLOROBENZENE		0.25	U		0.25	U		0.25	U		0.25	U	
1,2-DICHLOROETHANE		0.23	U		0.23	U		0.23	U		0.23	U	
1,2-DICHLOROPROPANE		0.25	U		0.25	U		0.25	U		0.25	U	
1,3-DICHLOROBENZENE		0.19	U		0.19	U		0.19	U		0.19	U	
1,3-DICHLOROPROPANE		0.19	U		0.19	U		0.19	U		0.19	U	
1,4-DICHLOROBENZENE		0.27	U		0.27	U		0.27	U		0.27	U	
2,2-DICHLOROPROPANE		0.26	U		0.26	U		0.26	U		0.26	U	
2-BUTANONE		0.53	U		0.53	U		0.53	U		0.53	U	
2-CHLOROETHYL VINYL ETHER		0.59	UR	D	0.59	UR	D	0.59	UR	D	0.59	UR	D
2-CHLOROTOLUENE		0.4	U		0.4	U		0.4	U		0.4	U	
2-HEXANONE		0.48	U		0.48	U		0.48	U		0.48	U	
4-CHLOROTOLUENE		0.29	U		0.29	U		0.29	U		0.29	U	
4-ISOPROPYLTOLUENE		0.43	U		0.43	U		0.43	U		0.43	U	
4-METHYL-2-PENTANONE		0.99	U		0.99	U		0.99	U		0.99	U	
ACETONE		0.94	U		22			0.94	U		0.94	U	
BENZENE		0.35	U		0.35	U		0.35	U		0.35	U	
BROMOBENZENE		0.35	U		0.35	U		0.35	U		0.35	U	
BROMOCHLOROMETHANE		0.5	U		0.5	U		0.5	U		0.5	U	
BROMODICHLOROMETHANE		0.29	U		0.29	U		0.29	U		0.29	U	
BROMOFORM		0.56	U		0.56	U		0.56	U		0.56	U	
BROMOMETHANE		0.44	U		0.44	U		0.44	U		0.44	U	

PROJ_NO: 07335	NSAMPLE	MSA-SW42A-033115			MSA-SW42B-033115			MSA-SW42C-033115			MSA-SW42D-033115		
SDG: 240-48848-1	LAB_ID	240-48848-21			240-48848-22			240-48848-23			240-48848-24		
FRACTION: OV	SAMP_DATE	3/31/2015			3/31/2015			3/31/2015			3/31/2015		
MEDIA: WATER	QC_TYPE	NM			NM			NM			NM		
	UNITS	UG/L			UG/L			UG/L			UG/L		
	PCT_SOLIDS	0.0			0.0			0.0			0.0		
	DUP_OF												
PARAMETER		RESULT	VQL	QLCD	RESULT	VQL	QLCD	RESULT	VQL	QLCD	RESULT	VQL	QLCD
1,1,1,2-TETRACHLOROETHANE		0.28	U		0.28	U		0.28	U		0.28	U	
1,1,1-TRICHLOROETHANE		0.44	U		0.44	U		0.44	U		0.44	U	
1,1,2,2-TETRACHLOROETHANE		0.22	U		0.22	U		0.22	U		0.22	U	
1,1,2-TRICHLOROTRIFLUOROETHANE		0.45	U		0.45	U		0.45	U		0.45	U	
1,1-DICHLOROETHANE		0.3	U		0.3	U		0.3	U		0.3	U	
1,1-DICHLOROETHENE		0.45	U		0.45	U		0.45	U		0.45	U	
1,1-DICHLOROPROPENE		0.42	U		0.42	U		0.42	U		0.42	U	
1,2,3-TRICHLOROBENZENE		0.37	U		0.37	U		0.37	U		0.37	U	
1,2,3-TRICHLOROPROPANE		0.44	U		0.44	U		0.44	U		0.44	U	
1,2,3-TRIMETHYLBENZENE		0.47	U		0.47	U		0.47	U		0.47	U	
1,2,4-TRICHLOROBENZENE		0.32	U		0.32	U		0.32	U		0.32	U	
1,2,4-TRIMETHYLBENZENE		0.41	U		0.41	U		0.41	U		0.41	U	
1,2-DIBROMO-3-CHLOROPROPANE		0.82	U		0.82	U		0.82	U		0.82	U	
1,2-DIBROMOETHANE		0.32	U		0.32	U		0.32	U		0.32	U	
1,2-DICHLOROBENZENE		0.25	U		0.25	U		0.25	U		0.25	U	
1,2-DICHLOROETHANE		0.23	U		0.23	U		0.23	U		0.23	U	
1,2-DICHLOROPROPANE		0.25	U		0.25	U		0.25	U		0.25	U	
1,3-DICHLOROBENZENE		0.19	U		0.19	U		0.19	U		0.19	U	
1,3-DICHLOROPROPANE		0.19	U		0.19	U		0.19	U		0.19	U	
1,4-DICHLOROBENZENE		0.49	J	P	0.27	U		0.27	U		0.27	U	
2,2-DICHLOROPROPANE		0.26	U		0.26	U		0.26	U		0.26	U	
2-BUTANONE		0.53	U		0.53	U		0.53	U		0.53	U	
2-CHLOROETHYL VINYL ETHER		0.59	UR	D	0.59	UR	D	0.59	UR	D	0.59	UR	D
2-CHLOROTOLUENE		0.4	U		0.4	U		0.4	U		0.4	U	
2-HEXANONE		0.48	U		0.48	U		0.48	U		0.48	U	
4-CHLOROTOLUENE		0.29	U		0.29	U		0.29	U		0.29	U	
4-ISOPROPYLTOLUENE		0.43	U		0.43	U		0.43	U		0.43	U	
4-METHYL-2-PENTANONE		0.99	U		0.99	U		0.99	U		0.99	U	
ACETONE		0.94	U		11			8.3			0.94	U	
BENZENE		0.35	U		0.35	U		0.35	U		0.35	U	
BROMOBENZENE		0.35	U		0.35	U		0.35	U		0.35	U	
BROMOCHLOROMETHANE		0.5	U		0.5	U		0.5	U		0.5	U	
BROMODICHLOROMETHANE		0.29	U		0.29	U		0.29	U		0.29	U	
BROMOFORM		0.56	U		0.56	U		0.56	U		0.56	U	
BROMOMETHANE		0.44	U		0.44	U		0.44	U		0.44	U	

PROJ_NO: 07335	NSAMPLE	MSA-SW43A-033115			MSA-SW43B-033115			MSA-SW43C-033115			MSA-SW43D-033115		
SDG: 240-48848-1	LAB_ID	240-48848-25			240-48848-26			240-48848-27			240-48848-28		
FRACTION: OV	SAMP_DATE	3/31/2015			3/31/2015			3/31/2015			3/31/2015		
MEDIA: WATER	QC_TYPE	NM			NM			NM			NM		
	UNITS	UG/L			UG/L			UG/L			UG/L		
	PCT_SOLIDS	0.0			0.0			0.0			0.0		
	DUP_OF												
PARAMETER		RESULT	VQL	QLCD	RESULT	VQL	QLCD	RESULT	VQL	QLCD	RESULT	VQL	QLCD
1,1,1,2-TETRACHLOROETHANE		0.28	U		0.28	U		0.28	U		0.28	U	
1,1,1-TRICHLOROETHANE		0.44	U		0.44	U		0.44	U		0.44	U	
1,1,2,2-TETRACHLOROETHANE		0.22	U		0.22	U		0.22	U		0.22	U	
1,1,2-TRICHLOROTRIFLUOROETHANE		0.45	U		0.45	U		0.45	U		0.45	U	
1,1-DICHLOROETHANE		0.3	U		0.3	U		0.3	U		0.3	U	
1,1-DICHLOROETHENE		0.45	U		0.45	U		0.45	U		0.45	U	
1,1-DICHLOROPROPENE		0.42	U		0.42	U		0.42	U		0.42	U	
1,2,3-TRICHLOROBENZENE		0.37	U		0.37	U		0.37	U		0.37	U	
1,2,3-TRICHLOROPROPANE		0.44	U		0.44	U		0.44	U		0.44	U	
1,2,3-TRIMETHYLBENZENE		0.47	U		0.47	U		0.47	U		0.47	U	
1,2,4-TRICHLOROBENZENE		0.32	U		0.32	U		0.32	U		0.32	U	
1,2,4-TRIMETHYLBENZENE		0.41	U		0.41	U		0.41	U		0.41	U	
1,2-DIBROMO-3-CHLOROPROPANE		0.82	U		0.82	U		0.82	U		0.82	U	
1,2-DIBROMOETHANE		0.32	U		0.32	U		0.32	U		0.32	U	
1,2-DICHLOROBENZENE		0.25	U		0.25	U		0.25	U		0.25	U	
1,2-DICHLOROETHANE		0.23	U		0.23	U		0.23	U		0.23	U	
1,2-DICHLOROPROPANE		0.25	U		0.25	U		0.25	U		0.25	U	
1,3-DICHLOROBENZENE		0.19	U		0.19	U		0.19	U		0.19	U	
1,3-DICHLOROPROPANE		0.19	U		0.19	U		0.19	U		0.19	U	
1,4-DICHLOROBENZENE		0.27	U		0.27	U		0.27	U		0.27	U	
2,2-DICHLOROPROPANE		0.26	U		0.26	U		0.26	U		0.26	U	
2-BUTANONE		0.53	U		0.53	U		0.53	U		0.53	U	
2-CHLOROETHYL VINYL ETHER		0.59	UR	D	0.59	UR	D	0.59	UR	D	0.59	UR	D
2-CHLOROTOLUENE		0.4	U		0.4	U		0.4	U		0.4	U	
2-HEXANONE		0.48	U		0.48	U		0.48	U		0.48	U	
4-CHLOROTOLUENE		0.29	U		0.29	U		0.29	U		0.29	U	
4-ISOPROPYLTOLUENE		0.43	U		0.43	U		0.43	U		0.43	U	
4-METHYL-2-PENTANONE		0.99	U		0.99	U		0.99	U		0.99	U	
ACETONE		0.94	U		0.94	U		0.94	U		0.94	U	
BENZENE		0.35	U		0.35	U		0.35	U		0.35	U	
BROMOBENZENE		0.35	U		0.35	U		0.35	U		0.35	U	
BROMOCHLOROMETHANE		0.5	U		0.5	U		0.5	U		0.5	U	
BROMODICHLOROMETHANE		0.29	U		0.29	U		0.29	U		0.29	U	
BROMOFORM		0.56	U		0.56	U		0.56	U		0.56	U	
BROMOMETHANE		0.44	U		0.44	U		0.44	U		0.44	U	

PROJ_NO: 07335	NSAMPLE	MSA-SW44A-033115			MSA-SW44B-033115			MSA-SW44C-033115			MSA-SW44D-033115		
SDG: 240-48848-1	LAB_ID	240-48848-29			240-48848-30			240-48848-31			240-48848-32		
FRACTION: OV	SAMP_DATE	3/31/2015			3/31/2015			3/31/2015			3/31/2015		
MEDIA: WATER	QC_TYPE	NM			NM			NM			NM		
	UNITS	UG/L			UG/L			UG/L			UG/L		
	PCT_SOLIDS	0.0			0.0			0.0			0.0		
	DUP_OF												
PARAMETER		RESULT	VQL	QLCD	RESULT	VQL	QLCD	RESULT	VQL	QLCD	RESULT	VQL	QLCD
1,1,1,2-TETRACHLOROETHANE		0.28	U		0.28	U		0.28	U		0.28	U	
1,1,1-TRICHLOROETHANE		0.44	U		0.44	U		0.44	U		0.44	U	
1,1,2,2-TETRACHLOROETHANE		0.22	U		0.22	U		0.22	U		0.22	U	
1,1,2-TRICHLOROTRIFLUOROETHANE		0.45	U		0.45	U		0.45	U		0.45	U	
1,1-DICHLOROETHANE		0.3	U		0.3	U		0.3	U		0.3	U	
1,1-DICHLOROETHENE		0.45	U		0.45	U		0.45	U		0.45	U	
1,1-DICHLOROPROPENE		0.42	U		0.42	U		0.42	U		0.42	U	
1,2,3-TRICHLOROBENZENE		0.37	U		0.37	U		0.37	U		0.37	U	
1,2,3-TRICHLOROPROPANE		0.44	U		0.44	U		0.44	U		0.44	U	
1,2,3-TRIMETHYLBENZENE		0.47	U		0.47	U		0.47	U		0.47	U	
1,2,4-TRICHLOROBENZENE		0.32	U		0.32	U		0.32	U		0.32	U	
1,2,4-TRIMETHYLBENZENE		0.41	U		0.41	U		0.41	U		0.41	U	
1,2-DIBROMO-3-CHLOROPROPANE		0.82	U		0.82	U		0.82	U		0.82	U	
1,2-DIBROMOETHANE		0.32	U		0.32	U		0.32	U		0.32	U	
1,2-DICHLOROBENZENE		0.25	U		0.25	U		0.25	U		0.25	U	
1,2-DICHLOROETHANE		0.23	U		0.23	U		0.23	U		0.23	U	
1,2-DICHLOROPROPANE		0.25	U		0.25	U		0.25	U		0.25	U	
1,3-DICHLOROBENZENE		0.19	U		0.19	U		0.19	U		0.19	U	
1,3-DICHLOROPROPANE		0.19	U		0.19	U		0.19	U		0.19	U	
1,4-DICHLOROBENZENE		0.27	U		0.27	U		0.27	U		0.27	U	
2,2-DICHLOROPROPANE		0.26	U		0.26	U		0.26	U		0.26	U	
2-BUTANONE		0.53	U		0.53	U		0.53	U		0.53	U	
2-CHLOROETHYL VINYL ETHER		0.59	UR	D	0.59	UR	D	0.59	UR	D	0.59	UR	D
2-CHLOROTOLUENE		0.4	U		0.4	U		0.4	U		0.4	U	
2-HEXANONE		0.48	U		0.48	U		0.48	U		0.48	U	
4-CHLOROTOLUENE		0.29	U		0.29	U		0.29	U		0.29	U	
4-ISOPROPYLTOLUENE		0.43	U		0.43	U		0.43	U		0.43	U	
4-METHYL-2-PENTANONE		0.99	U		0.99	U		0.99	U		0.99	U	
ACETONE		0.94	U		0.94	U		0.94	U		0.94	U	
BENZENE		0.35	U		0.35	U		0.35	U		0.35	U	
BROMOBENZENE		0.35	U		0.35	U		0.35	U		0.35	U	
BROMOCHLOROMETHANE		0.5	U		0.5	U		0.5	U		0.5	U	
BROMODICHLOROMETHANE		0.29	U		0.29	U		0.29	U		0.29	U	
BROMOFORM		0.56	U		0.56	U		0.56	U		0.56	U	
BROMOMETHANE		0.44	U		0.44	U		0.44	U		0.44	U	

PROJ_NO: 07335	NSAMPLE	MSA-SW45A-033115			MSA-SW45B-033115			MSA-SW45C-033115			MSA-SW45D-033115		
SDG: 240-48848-1	LAB_ID	240-48848-33			240-48848-34			240-48848-35			240-48848-36		
FRACTION: OV	SAMP_DATE	3/31/2015			3/31/2015			3/31/2015			3/31/2015		
MEDIA: WATER	QC_TYPE	NM			NM			NM			NM		
	UNITS	UG/L			UG/L			UG/L			UG/L		
	PCT_SOLIDS	0.0			0.0			0.0			0.0		
	DUP_OF												
PARAMETER		RESULT	VQL	QLCD	RESULT	VQL	QLCD	RESULT	VQL	QLCD	RESULT	VQL	QLCD
1,1,1,2-TETRACHLOROETHANE		0.28	U		0.28	U		0.28	U		0.28	U	
1,1,1-TRICHLOROETHANE		0.44	U		0.44	U		0.44	U		0.44	U	
1,1,2,2-TETRACHLOROETHANE		0.22	U		0.22	U		0.22	U		0.22	U	
1,1,2-TRICHLOROTRIFLUOROETHANE		0.45	U		0.45	U		0.45	U		0.45	U	
1,1-DICHLOROETHANE		0.3	U		0.3	U		0.3	U		0.3	U	
1,1-DICHLOROETHENE		0.45	U		0.45	U		0.45	U		0.45	U	
1,1-DICHLOROPROPENE		0.42	U		0.42	U		0.42	U		0.42	U	
1,2,3-TRICHLOROBENZENE		0.37	U		0.37	U		0.37	U		0.37	U	
1,2,3-TRICHLOROPROPANE		0.44	U		0.44	U		0.44	U		0.44	U	
1,2,3-TRIMETHYLBENZENE		0.47	U		0.47	U		0.47	U		0.47	U	
1,2,4-TRICHLOROBENZENE		0.32	U		0.32	U		0.32	U		0.32	U	
1,2,4-TRIMETHYLBENZENE		0.41	U		0.41	U		0.41	U		0.41	U	
1,2-DIBROMO-3-CHLOROPROPANE		0.82	U		0.82	U		0.82	U		0.82	U	
1,2-DIBROMOETHANE		0.32	U		0.32	U		0.32	U		0.32	U	
1,2-DICHLOROBENZENE		0.25	U		0.25	U		0.25	U		0.25	U	
1,2-DICHLOROETHANE		0.23	U		0.23	U		0.23	U		0.23	U	
1,2-DICHLOROPROPANE		0.25	U		0.25	U		0.25	U		0.25	U	
1,3-DICHLOROBENZENE		0.19	U		0.19	U		0.19	U		0.19	U	
1,3-DICHLOROPROPANE		0.19	U		0.19	U		0.19	U		0.19	U	
1,4-DICHLOROBENZENE		0.27	U		0.27	U		0.27	U		0.27	U	
2,2-DICHLOROPROPANE		0.26	U		0.26	U		0.26	U		0.26	U	
2-BUTANONE		0.53	U		0.53	U		0.53	U		0.53	U	
2-CHLOROETHYL VINYL ETHER		0.59	UR	D	0.59	UR	D	0.59	UR	D	0.59	UR	D
2-CHLOROTOLUENE		0.4	U		0.4	U		0.4	U		0.4	U	
2-HEXANONE		0.48	U		0.48	U		0.48	U		0.48	U	
4-CHLOROTOLUENE		0.29	U		0.29	U		0.29	U		0.29	U	
4-ISOPROPYLTOLUENE		0.43	U		0.43	U		0.43	U		0.43	U	
4-METHYL-2-PENTANONE		0.99	U		0.99	U		0.99	U		0.99	U	
ACETONE		0.94	U		18			0.94	U		0.94	U	
BENZENE		0.35	U		0.35	U		0.35	U		0.35	U	
BROMOBENZENE		0.35	U		0.35	U		0.35	U		0.35	U	
BROMOCHLOROMETHANE		0.5	U		0.5	U		0.5	U		0.5	U	
BROMODICHLOROMETHANE		0.29	U		0.29	U		0.29	U		0.29	U	
BROMOFORM		0.56	U		0.56	U		0.56	U		0.56	U	
BROMOMETHANE		0.44	U		0.44	U		0.44	U		0.44	U	

PROJ_NO: 07335	NSAMPLE	TB-033115		
SDG: 240-48848-1	LAB_ID	240-48848-41		
FRACTION: OV	SAMP_DATE	3/31/2015		
MEDIA: WATER	QC_TYPE	TB		
	UNITS	UG/L		
	PCT_SOLIDS	0.0		
	DUP_OF			
PARAMETER		RESULT	VQL	QLCD
1,1,1,2-TETRACHLOROETHANE		0.28	U	
1,1,1-TRICHLOROETHANE		0.44	U	
1,1,2,2-TETRACHLOROETHANE		0.22	U	
1,1,2-TRICHLOROTRIFLUOROETHANE		0.45	U	
1,1-DICHLOROETHANE		0.3	U	
1,1-DICHLOROETHENE		0.45	U	
1,1-DICHLOROPROPENE		0.42	U	
1,2,3-TRICHLOROBENZENE		0.37	U	
1,2,3-TRICHLOROPROPANE		0.44	U	
1,2,3-TRIMETHYLBENZENE		0.47	U	
1,2,4-TRICHLOROBENZENE		0.32	U	
1,2,4-TRIMETHYLBENZENE		0.41	U	
1,2-DIBROMO-3-CHLOROPROPANE		0.82	UJ	C
1,2-DIBROMOETHANE		0.32	U	
1,2-DICHLOROBENZENE		0.25	U	
1,2-DICHLOROETHANE		0.23	U	
1,2-DICHLOROPROPANE		0.25	U	
1,3-DICHLOROBENZENE		0.19	U	
1,3-DICHLOROPROPANE		0.19	U	
1,4-DICHLOROBENZENE		0.27	U	
2,2-DICHLOROPROPANE		0.26	U	
2-BUTANONE		0.53	U	
2-CHLOROETHYL VINYL ETHER		0.59	U	
2-CHLOROTOLUENE		0.4	U	
2-HEXANONE		0.48	U	
4-CHLOROTOLUENE		0.29	U	
4-ISOPROPYLTOLUENE		0.43	U	
4-METHYL-2-PENTANONE		0.99	U	
ACETONE		0.94	U	
BENZENE		0.35	U	
BROMOBENZENE		0.35	U	
BROMOCHLOROMETHANE		0.5	U	
BROMODICHLOROMETHANE		0.29	U	
BROMOFORM		0.56	U	
BROMOMETHANE		0.44	U	

PROJ_NO: 07335	NSAMPLE	EL-SW01A-033115			EL-SW01B-033115			EL-SW01C-033115			EL-SW01D-033115		
SDG: 240-48848-1	LAB_ID	240-48848-37			240-48848-38			240-48848-39			240-48848-40		
FRACTION: OV	SAMP_DATE	3/31/2015			3/31/2015			3/31/2015			3/31/2015		
MEDIA: WATER	QC_TYPE	NM			NM			NM			NM		
	UNITS	UG/L			UG/L			UG/L			UG/L		
	PCT_SOLIDS	0.0			0.0			0.0			0.0		
	DUP_OF												
PARAMETER		RESULT	VQL	QLCD	RESULT	VQL	QLCD	RESULT	VQL	QLCD	RESULT	VQL	QLCD
CARBON DISULFIDE		0.38	U		0.38	U		0.38	U		0.38	U	
CARBON TETRACHLORIDE		0.43	U		0.43	U		0.43	U		0.43	U	
CHLOROBENZENE		0.25	U		0.25	U		0.25	U		0.25	U	
CHLORODIBROMOMETHANE		0.43	U		0.43	U		0.43	U		0.43	U	
CHLORODIFLUOROMETHANE		1	UJ	Q	1	UJ	Q	1	UJ	Q	1	UJ	Q
CHLOROETHANE		0.32	U		0.32	U		0.32	U		0.32	U	
CHLOROFORM		0.25	U		0.25	U		0.25	U		0.25	U	
CHLOROMETHANE		0.44	U		0.44	U		0.44	U		0.44	U	
CIS-1,2-DICHLOROETHENE		0.61	J	P	0.61	J	P	0.6	J	P	0.71	J	P
CIS-1,3-DICHLOROPROPENE		0.46	U		0.46	U		0.46	U		0.46	U	
DIBROMOMETHANE		0.42	U		0.42	U		0.42	U		0.42	U	
DICHLORODIFLUOROMETHANE		0.32	U		0.32	U		0.32	U		0.32	U	
DIISOPROPYL ETHER		0.5	U		0.5	U		0.5	U		0.5	U	
ETHYL TERT-BUTYL ETHER		0.23	U		0.23	U		0.23	U		0.23	U	
ETHYLBENZENE		0.25	U		0.27	J	P	0.25	U		0.25	U	
HEXACHLOROBUTADIENE		0.35	U		0.35	U		0.35	U		0.35	U	
ISOPROPYLBENZENE		0.35	U		0.35	U		0.35	U		0.35	U	
M+P-XYLENES		0.26	J	P	0.82	J	P	0.45	J	P	0.24	U	
METHYL TERT-BUTYL ETHER		0.2	U		0.2	U		0.2	U		0.2	U	
METHYLENE CHLORIDE		0.33	U		0.33	U		0.33	U		0.33	U	
NAPHTHALENE		0.45	U		0.45	U		0.45	U		0.45	U	
N-BUTYLBENZENE		0.31	U		0.31	U		0.31	U		0.31	U	
N-PROPYLBENZENE		0.4	U		0.4	U		0.4	U		0.4	U	
O-XYLENE		0.25	U		0.33	J	P	0.25	U		0.25	U	
SEC-BUTYLBENZENE		0.48	U		0.48	U		0.48	U		0.48	U	
STYRENE		0.45	U		0.45	U		0.45	U		0.45	U	
TERT-AMYL METHYL ETHER		0.3	U		0.3	U		0.3	U		0.3	U	
TERT-BUTYLBENZENE		0.41	U		0.41	U		0.41	U		0.41	U	
TERTIARY-BUTYL ALCOHOL		4.9	UJ	C	4.9	UJ	C	4.9	UJ	C	4.9	UJ	C
TETRACHLOROETHENE		0.31	U		0.31	U		0.31	U		0.31	U	
TOLUENE		0.48	J	P	1.5			0.74	J	P	0.23	U	
TOTAL XYLENES		0.52	U		1.2	J	P	0.52	U		0.52	U	
TRANS-1,2-DICHLOROETHENE		0.3	U		0.3	U		0.3	U		0.3	U	
TRANS-1,3-DICHLOROPROPENE		0.56	U		0.56	U		0.56	U		0.56	U	
TRICHLOROETHENE		1.1			1.2			1.2			1.3		

PROJ_NO: 07335	NSAMPLE	MSA-SW37A-033115			MSA-SW37B-033115			MSA-SW37C-033115			MSA-SW37D-033115		
SDG: 240-48848-1	LAB_ID	240-48848-1			240-48848-2			240-48848-3			240-48848-4		
FRACTION: OV	SAMP_DATE	3/31/2015			3/31/2015			3/31/2015			3/31/2015		
MEDIA: WATER	QC_TYPE	NM			NM			NM			NM		
	UNITS	UG/L			UG/L			UG/L			UG/L		
	PCT_SOLIDS	0.0			0.0			0.0			0.0		
	DUP_OF												
PARAMETER		RESULT	VQL	QLCD	RESULT	VQL	QLCD	RESULT	VQL	QLCD	RESULT	VQL	QLCD
CARBON DISULFIDE		0.38	U		0.38	U		0.38	U		0.38	U	
CARBON TETRACHLORIDE		0.43	U		0.43	U		0.43	U		0.43	U	
CHLOROBENZENE		0.28	J	P	0.25	U		0.25	U		0.25	U	
CHLORODIBROMOMETHANE		0.43	U		0.43	U		0.43	U		0.43	U	
CHLORODIFLUOROMETHANE		1	UJ	Q	1	UJ	Q	1	UJ	Q	1	UJ	Q
CHLOROETHANE		0.32	U		0.32	U		0.32	U		0.32	U	
CHLOROFORM		0.25	U		0.25	U		0.25	U		0.25	U	
CHLOROMETHANE		0.44	U		0.44	U		0.44	U		0.44	U	
CIS-1,2-DICHLOROETHENE		16			7.5			2			0.81	J	P
CIS-1,3-DICHLOROPROPENE		0.46	U		0.46	U		0.46	U		0.46	U	
DIBROMOMETHANE		0.42	U		0.42	U		0.42	U		0.42	U	
DICHLORODIFLUOROMETHANE		0.32	U		0.32	U		0.32	U		0.32	U	
DIISOPROPYL ETHER		0.5	U		0.5	U		0.5	U		0.5	U	
ETHYL TERT-BUTYL ETHER		0.23	U		0.23	U		0.23	U		0.23	U	
ETHYLBENZENE		0.25	U		0.73	J	P	0.25	U		0.25	U	
HEXACHLOROBUTADIENE		0.35	U		0.35	U		0.35	U		0.35	U	
ISOPROPYLBENZENE		0.35	U		0.35	U		0.35	U		0.35	U	
M+P-XYLENES		0.33	J	P	2.8			0.24	U		0.24	U	
METHYL TERT-BUTYL ETHER		0.2	U		0.2	U		0.2	U		0.2	U	
METHYLENE CHLORIDE		0.33	U		0.33	U		0.33	U		0.33	U	
NAPHTHALENE		0.45	U		0.45	U		0.45	U		0.45	U	
N-BUTYLBENZENE		0.31	U		0.31	U		0.31	U		0.31	U	
N-PROPYLBENZENE		0.4	U		0.4	U		0.4	U		0.4	U	
O-XYLENE		0.25	U		1.1			0.25	U		0.25	U	
SEC-BUTYLBENZENE		0.48	U		0.48	U		0.48	U		0.48	U	
STYRENE		0.45	U		0.45	U		0.45	U		0.45	U	
TERT-AMYL METHYL ETHER		0.3	U		0.3	U		0.3	U		0.3	U	
TERT-BUTYLBENZENE		0.41	U		0.41	U		0.41	U		0.41	U	
TERTIARY-BUTYL ALCOHOL		4.9	UJ	C	4.9	UJ	C	4.9	UJ	C	4.9	UJ	C
TETRACHLOROETHENE		0.31	U		0.31	U		0.31	U		0.31	U	
TOLUENE		0.23	J	P	4.2			0.23	U		0.23	U	
TOTAL XYLENES		0.52	U		3.9			0.52	U		0.52	U	
TRANS-1,2-DICHLOROETHENE		0.3	U		0.3	U		0.3	U		0.3	U	
TRANS-1,3-DICHLOROPROPENE		0.56	U		0.56	U		0.56	U		0.56	U	
TRICHLOROETHENE		11			11			3.9			1.2		

PROJ_NO: 07335	NSAMPLE	MSA-SW38A-033115			MSA-SW38B-033115			MSA-SW38C-033115			MSA-SW38D-033115		
SDG: 240-48848-1	LAB_ID	240-48848-5			240-48848-6			240-48848-7			240-48848-8		
FRACTION: OV	SAMP_DATE	3/31/2015			3/31/2015			3/31/2015			3/31/2015		
MEDIA: WATER	QC_TYPE	NM			NM			NM			NM		
	UNITS	UG/L			UG/L			UG/L			UG/L		
	PCT_SOLIDS	0.0			0.0			0.0			0.0		
	DUP_OF												
PARAMETER		RESULT	VQL	QLCD	RESULT	VQL	QLCD	RESULT	VQL	QLCD	RESULT	VQL	QLCD
CARBON DISULFIDE		0.38	U		0.38	U		0.38	U		0.38	U	
CARBON TETRACHLORIDE		0.43	U		0.43	U		0.43	U		0.43	U	
CHLOROBENZENE		0.25	U		0.25	U		0.25	U		0.25	U	
CHLORODIBROMOMETHANE		0.43	U		0.43	U		0.43	U		0.43	U	
CHLORODIFLUOROMETHANE		1	UJ	Q	1	UJ	Q	1	UJ	Q	1	UJ	Q
CHLOROETHANE		0.32	U		0.32	U		0.32	U		0.32	U	
CHLOROFORM		0.25	U		0.25	U		0.25	U		0.25	U	
CHLOROMETHANE		0.44	U		0.44	U		0.44	U		0.44	U	
CIS-1,2-DICHLOROETHENE		21			6.4			2.1			1		
CIS-1,3-DICHLOROPROPENE		0.46	U		0.46	U		0.46	U		0.46	U	
DIBROMOMETHANE		0.42	U		0.42	U		0.42	U		0.42	U	
DICHLORODIFLUOROMETHANE		0.32	U		0.32	U		0.32	U		0.32	U	
DIISOPROPYL ETHER		0.5	U		0.5	U		0.5	U		0.5	U	
ETHYL TERT-BUTYL ETHER		0.23	U		0.23	U		0.23	U		0.23	U	
ETHYLBENZENE		0.38	J	P	0.25	U		0.25	U		0.25	U	
HEXACHLOROBUTADIENE		0.35	U		0.35	U		0.35	U		0.35	U	
ISOPROPYLBENZENE		0.35	U		0.35	U		0.35	U		0.35	U	
M+P-XYLENES		2.2			0.82	J	P	0.24	U		0.24	U	
METHYL TERT-BUTYL ETHER		0.2	U		0.2	U		0.2	U		0.2	U	
METHYLENE CHLORIDE		0.33	U		0.33	U		0.33	U		0.33	U	
NAPHTHALENE		0.45	U		0.45	U		0.45	U		0.45	U	
N-BUTYLBENZENE		0.31	U		0.31	U		0.31	U		0.31	U	
N-PROPYLBENZENE		0.4	U		0.4	U		0.4	U		0.4	U	
O-XYLENE		0.34	J	P	0.26	J	P	0.25	U		0.25	U	
SEC-BUTYLBENZENE		0.48	U		0.48	U		0.48	U		0.48	U	
STYRENE		0.45	U		0.45	U		0.45	U		0.45	U	
TERT-AMYL METHYL ETHER		0.3	U		0.3	U		0.3	U		0.3	U	
TERT-BUTYLBENZENE		0.41	U		0.41	U		0.41	U		0.41	U	
TERTIARY-BUTYL ALCOHOL		4.9	UJ	C	4.9	UJ	C	4.9	UJ	C	4.9	UJ	C
TETRACHLOROETHENE		0.31	U		0.31	U		0.31	U		0.31	U	
TOLUENE		0.24	J	P	1.1			0.23	U		0.23	U	
TOTAL XYLENES		2.5			1.1	J	P	0.52	U		0.52	U	
TRANS-1,2-DICHLOROETHENE		0.3	U		0.3	U		0.3	U		0.3	U	
TRANS-1,3-DICHLOROPROPENE		0.56	U		0.56	U		0.56	U		0.56	U	
TRICHLOROETHENE		28			18			5.7			2.4		

PROJ_NO: 07335	NSAMPLE	MSA-SW39A-033115			MSA-SW39B-033115			MSA-SW39C-033115			MSA-SW39D-033115		
SDG: 240-48848-1	LAB_ID	240-48848-9			240-48848-10			240-48848-11			240-48848-12		
FRACTION: OV	SAMP_DATE	3/31/2015			3/31/2015			3/31/2015			3/31/2015		
MEDIA: WATER	QC_TYPE	NM			NM			NM			NM		
	UNITS	UG/L			UG/L			UG/L			UG/L		
	PCT_SOLIDS	0.0			0.0			0.0			0.0		
	DUP_OF												
PARAMETER		RESULT	VQL	QLCD	RESULT	VQL	QLCD	RESULT	VQL	QLCD	RESULT	VQL	QLCD
CARBON DISULFIDE		0.38	U		0.38	U		0.38	U		0.38	U	
CARBON TETRACHLORIDE		0.43	U		0.43	U		0.43	U		0.43	U	
CHLOROBENZENE		0.25	U		0.25	U		0.25	U		0.25	U	
CHLORODIBROMOMETHANE		0.43	U		0.43	U		0.43	U		0.43	U	
CHLORODIFLUOROMETHANE		1	UJ	Q	1	UJ	Q	1	UJ	Q	1	UJ	Q
CHLOROETHANE		0.32	U		0.32	U		0.32	U		0.32	U	
CHLOROFORM		0.25	U		0.25	U		0.25	U		0.25	U	
CHLOROMETHANE		0.44	U		0.44	U		0.44	U		0.44	U	
CIS-1,2-DICHLOROETHENE		0.44	J	P	0.57	J	P	0.75	J	P	0.8	J	P
CIS-1,3-DICHLOROPROPENE		0.46	U		0.46	U		0.46	U		0.46	U	
DIBROMOMETHANE		0.42	U		0.42	U		0.42	U		0.42	U	
DICHLORODIFLUOROMETHANE		0.32	U		0.32	U		0.32	U		0.32	U	
DIISOPROPYL ETHER		0.5	U		0.5	U		0.5	U		0.5	U	
ETHYL TERT-BUTYL ETHER		0.23	U		0.23	U		0.23	U		0.23	U	
ETHYLBENZENE		0.25	U		0.32	J	P	0.25	U		0.25	U	
HEXACHLOROBUTADIENE		0.35	U		0.35	U		0.35	U		0.35	U	
ISOPROPYLBENZENE		0.35	U		0.35	U		0.35	U		0.35	U	
M+P-XYLENES		0.24	U		1.2	J	P	0.24	U		0.24	U	
METHYL TERT-BUTYL ETHER		0.2	U		0.2	U		0.2	U		0.2	U	
METHYLENE CHLORIDE		0.33	U		0.33	U		0.33	U		0.33	U	
NAPHTHALENE		0.45	U		0.45	U		0.45	U		0.45	U	
N-BUTYLBENZENE		0.31	U		0.31	U		0.31	U		0.31	U	
N-PROPYLBENZENE		0.4	U		0.4	U		0.4	U		0.4	U	
O-XYLENE		0.25	U		0.54	J	P	0.25	U		0.25	U	
SEC-BUTYLBENZENE		0.48	U		0.48	U		0.48	U		0.48	U	
STYRENE		0.45	U		0.45	U		0.45	U		0.45	U	
TERT-AMYL METHYL ETHER		0.3	U		0.3	U		0.3	U		0.3	U	
TERT-BUTYLBENZENE		0.41	U		0.41	U		0.41	U		0.41	U	
TERTIARY-BUTYL ALCOHOL		4.9	UJ	C	4.9	UJ	C	4.9	UJ	C	4.9	UJ	C
TETRACHLOROETHENE		0.31	U		0.31	U		0.31	U		0.31	U	
TOLUENE		0.35	J	P	1.8			0.23	U		0.42	J	P
TOTAL XYLENES		0.52	U		1.7	J	P	0.52	U		0.52	U	
TRANS-1,2-DICHLOROETHENE		0.3	U		0.3	U		0.3	U		0.3	U	
TRANS-1,3-DICHLOROPROPENE		0.56	U		0.56	U		0.56	U		0.56	U	
TRICHLOROETHENE		0.69	J	P	1			1.2			1.4		

PROJ_NO: 07335	NSAMPLE	MSA-SW40A-033115			MSA-SW40B-033115			MSA-SW40C-033115			MSA-SW40D-033115		
SDG: 240-48848-1	LAB_ID	240-48848-13			240-48848-14			240-48848-15			240-48848-16		
FRACTION: OV	SAMP_DATE	3/31/2015			3/31/2015			3/31/2015			3/31/2015		
MEDIA: WATER	QC_TYPE	NM			NM			NM			NM		
	UNITS	UG/L			UG/L			UG/L			UG/L		
	PCT_SOLIDS	0.0			0.0			0.0			0.0		
	DUP_OF												
PARAMETER		RESULT	VQL	QLCD	RESULT	VQL	QLCD	RESULT	VQL	QLCD	RESULT	VQL	QLCD
CARBON DISULFIDE		0.38	U		0.38	U		0.38	U		0.38	U	
CARBON TETRACHLORIDE		0.43	U		0.43	U		0.43	U		0.43	U	
CHLOROBENZENE		0.25	U		0.25	U		0.25	U		0.25	U	
CHLORODIBROMOMETHANE		0.43	U		0.43	U		0.43	U		0.43	U	
CHLORODIFLUOROMETHANE		1	UJ	Q	1	UJ	Q	1	UJ	Q	1	UJ	Q
CHLOROETHANE		0.32	U		0.32	U		0.32	U		0.32	U	
CHLOROFORM		0.25	U		0.25	U		0.25	U		0.25	U	
CHLOROMETHANE		0.44	U		0.44	U		0.44	U		0.44	U	
CIS-1,2-DICHLOROETHENE		17			3.6			1.9			1.3		
CIS-1,3-DICHLOROPROPENE		0.46	U		0.46	U		0.46	U		0.46	U	
DIBROMOMETHANE		0.42	U		0.42	U		0.42	U		0.42	U	
DICHLORODIFLUOROMETHANE		0.32	U		0.32	U		0.32	U		0.32	U	
DIISOPROPYL ETHER		0.5	U		0.5	U		0.5	U		0.5	U	
ETHYL TERT-BUTYL ETHER		0.23	U		0.23	U		0.23	U		0.23	U	
ETHYLBENZENE		0.35	J	P	0.25	U		0.25	U		0.25	U	
HEXACHLOROBUTADIENE		0.35	U		0.35	U		0.35	U		0.35	U	
ISOPROPYLBENZENE		0.35	U		0.35	U		0.35	U		0.35	U	
M+P-XYLENES		2			0.24	U		0.7	J	P	0.24	U	
METHYL TERT-BUTYL ETHER		0.2	U		0.2	U		0.2	U		0.2	U	
METHYLENE CHLORIDE		0.33	U		0.33	U		0.33	U		0.33	U	
NAPHTHALENE		0.45	U		0.45	U		0.45	U		0.45	U	
N-BUTYLBENZENE		0.31	U		0.31	U		0.31	U		0.31	U	
N-PROPYLBENZENE		0.4	U		0.4	U		0.4	U		0.4	U	
O-XYLENE		0.29	J	P	0.25	U		0.25	J	P	0.25	U	
SEC-BUTYLBENZENE		0.48	U		0.48	U		0.48	U		0.48	U	
STYRENE		0.45	U		0.45	U		0.45	U		0.45	U	
TERT-AMYL METHYL ETHER		0.3	U		0.3	U		0.3	U		0.3	U	
TERT-BUTYLBENZENE		0.41	U		0.41	U		0.41	U		0.41	U	
TERTIARY-BUTYL ALCOHOL		4.9	UJ	C	4.9	UJ	C	4.9	UJ	C	4.9	UJ	C
TETRACHLOROETHENE		0.31	U		0.31	U		0.31	U		0.31	U	
TOLUENE		0.24	J	P	0.23	U		1.3			0.23	U	
TOTAL XYLENES		2.3			0.52	U		0.95	J	P	0.52	U	
TRANS-1,2-DICHLOROETHENE		0.3	U		0.3	U		0.3	U		0.3	U	
TRANS-1,3-DICHLOROPROPENE		0.56	U		0.56	U		0.56	U		0.56	U	
TRICHLOROETHENE		24			10			4.6			3.1		

PROJ_NO: 07335	NSAMPLE	MSA-SW41A-033115			MSA-SW41B-033115			MSA-SW41C-033115			MSA-SW41D-033115		
SDG: 240-48848-1	LAB_ID	240-48848-17			240-48848-18			240-48848-19			240-48848-20		
FRACTION: OV	SAMP_DATE	3/31/2015			3/31/2015			3/31/2015			3/31/2015		
MEDIA: WATER	QC_TYPE	NM			NM			NM			NM		
	UNITS	UG/L			UG/L			UG/L			UG/L		
	PCT_SOLIDS	0.0			0.0			0.0			0.0		
	DUP_OF												
PARAMETER		RESULT	VQL	QLCD	RESULT	VQL	QLCD	RESULT	VQL	QLCD	RESULT	VQL	QLCD
CARBON DISULFIDE		0.38	U		0.38	U		0.38	U		0.38	U	
CARBON TETRACHLORIDE		0.43	U		0.43	U		0.43	U		0.43	U	
CHLOROBENZENE		0.25	U		0.25	U		0.25	U		0.25	U	
CHLORODIBROMOMETHANE		0.43	U		0.43	U		0.43	U		0.43	U	
CHLORODIFLUOROMETHANE		1	UJ	Q	1	UJ	Q	1	UJ	Q	1	UJ	Q
CHLOROETHANE		0.32	U		0.32	U		0.32	U		0.32	U	
CHLOROFORM		0.25	U		0.25	U		0.25	U		0.25	U	
CHLOROMETHANE		0.44	U		0.44	U		0.44	U		0.44	U	
CIS-1,2-DICHLOROETHENE		12			2.1			2.1			0.78	J	P
CIS-1,3-DICHLOROPROPENE		0.46	U		0.46	U		0.46	U		0.46	U	
DIBROMOMETHANE		0.42	U		0.42	U		0.42	U		0.42	U	
DICHLORODIFLUOROMETHANE		0.32	U		0.32	U		0.32	U		0.32	U	
DIISOPROPYL ETHER		0.5	U		0.5	U		0.5	U		0.5	U	
ETHYL TERT-BUTYL ETHER		0.23	U		0.23	U		0.23	U		0.23	U	
ETHYLBENZENE		0.25	U		0.25	U		0.3	J	P	0.25	U	
HEXACHLOROBUTADIENE		0.35	U		0.35	U		0.35	U		0.35	U	
ISOPROPYLBENZENE		0.35	U		0.35	U		0.35	U		0.35	U	
M+P-XYLENES		0.24	U		0.5	J	P	1.2	J	P	0.24	J	P
METHYL TERT-BUTYL ETHER		0.2	U		0.2	U		0.2	U		0.2	U	
METHYLENE CHLORIDE		0.33	U		0.33	U		0.33	U		0.33	U	
NAPHTHALENE		0.45	U		0.45	U		0.45	U		0.45	U	
N-BUTYLBENZENE		0.31	U		0.31	U		0.31	U		0.31	U	
N-PROPYLBENZENE		0.4	U		0.4	U		0.4	U		0.4	U	
O-XYLENE		0.25	U		0.25	U		0.52	J	P	0.25	U	
SEC-BUTYLBENZENE		0.48	U		0.48	U		0.48	U		0.48	U	
STYRENE		0.45	U		0.45	U		0.45	U		0.45	U	
TERT-AMYL METHYL ETHER		0.3	U		0.3	U		0.3	U		0.3	U	
TERT-BUTYLBENZENE		0.41	U		0.41	U		0.41	U		0.41	U	
TERTIARY-BUTYL ALCOHOL		4.9	UJ	C	4.9	UJ	C	4.9	UJ	C	4.9	UJ	C
TETRACHLOROETHENE		0.31	U		0.31	U		0.31	U		0.31	U	
TOLUENE		0.23	U		0.84	J	P	2			0.41	J	P
TOTAL XYLENES		0.52	U		0.52	U		1.7	J	P	0.52	U	
TRANS-1,2-DICHLOROETHENE		0.3	U		0.3	U		0.3	U		0.3	U	
TRANS-1,3-DICHLOROPROPENE		0.56	U		0.56	U		0.56	U		0.56	U	
TRICHLOROETHENE		13			5.6			5.9			1.7		

PROJ_NO: 07335	NSAMPLE	MSA-SW42A-033115			MSA-SW42B-033115			MSA-SW42C-033115			MSA-SW42D-033115		
SDG: 240-48848-1	LAB_ID	240-48848-21			240-48848-22			240-48848-23			240-48848-24		
FRACTION: OV	SAMP_DATE	3/31/2015			3/31/2015			3/31/2015			3/31/2015		
MEDIA: WATER	QC_TYPE	NM			NM			NM			NM		
	UNITS	UG/L			UG/L			UG/L			UG/L		
	PCT_SOLIDS	0.0			0.0			0.0			0.0		
	DUP_OF												
PARAMETER		RESULT	VQL	QLCD	RESULT	VQL	QLCD	RESULT	VQL	QLCD	RESULT	VQL	QLCD
CARBON DISULFIDE		0.38	U		0.38	U		0.38	U		0.38	U	
CARBON TETRACHLORIDE		0.43	U		0.43	U		0.43	U		0.43	U	
CHLOROBENZENE		0.25	U		0.25	U		0.25	U		0.25	U	
CHLORODIBROMOMETHANE		0.43	U		0.43	U		0.43	U		0.43	U	
CHLORODIFLUOROMETHANE		1	UJ	Q	1	UJ	Q	1	UJ	Q	1	UJ	Q
CHLOROETHANE		0.32	U		0.32	U		0.32	U		0.32	U	
CHLOROFORM		0.25	U		0.25	U		0.25	U		0.25	U	
CHLOROMETHANE		0.44	U		0.44	U		0.44	U		0.44	U	
CIS-1,2-DICHLOROETHENE		11			6.3			2.4			1.4		
CIS-1,3-DICHLOROPROPENE		0.46	U		0.46	U		0.46	U		0.46	U	
DIBROMOMETHANE		0.42	U		0.42	U		0.42	U		0.42	U	
DICHLORODIFLUOROMETHANE		0.32	U		0.32	U		0.32	U		0.32	U	
DIISOPROPYL ETHER		0.5	U		0.5	U		0.5	U		0.5	U	
ETHYL TERT-BUTYL ETHER		0.23	U		0.23	U		0.23	U		0.23	U	
ETHYLBENZENE		0.25	U		0.25	U		0.25	U		0.25	U	
HEXACHLOROBUTADIENE		0.35	U		0.35	U		0.35	U		0.35	U	
ISOPROPYLBENZENE		0.35	U		0.35	U		0.35	U		0.35	U	
M+P-XYLENES		0.67	J	P	0.51	J	P	0.24	U		0.24	U	
METHYL TERT-BUTYL ETHER		0.2	U		0.2	U		0.2	U		0.2	U	
METHYLENE CHLORIDE		0.33	U		0.33	U		0.33	U		0.33	U	
NAPHTHALENE		0.45	U		0.45	U		0.45	U		0.45	U	
N-BUTYLBENZENE		0.31	U		0.31	U		0.31	U		0.31	U	
N-PROPYLBENZENE		0.4	U		0.4	U		0.4	U		0.4	U	
O-XYLENE		0.25	U		0.25	U		0.25	U		0.25	U	
SEC-BUTYLBENZENE		0.48	U		0.48	U		0.48	U		0.48	U	
STYRENE		0.45	U		0.45	U		0.45	U		0.45	U	
TERT-AMYL METHYL ETHER		0.3	U		0.3	U		0.3	U		0.3	U	
TERT-BUTYLBENZENE		0.41	U		0.41	U		0.41	U		0.41	U	
TERTIARY-BUTYL ALCOHOL		4.9	UJ	C	4.9	UJ	C	4.9	UJ	C	4.9	UJ	C
TETRACHLOROETHENE		0.31	U		0.31	U		0.31	U		0.31	U	
TOLUENE		0.23	U		0.5	J	P	0.25	J	P	0.26	J	P
TOTAL XYLENES		0.67	J	P	0.52	U		0.52	U		0.52	U	
TRANS-1,2-DICHLOROETHENE		0.3	U		0.3	U		0.3	U		0.3	U	
TRANS-1,3-DICHLOROPROPENE		0.56	U		0.56	U		0.56	U		0.56	U	
TRICHLOROETHENE		12			19			6.2			3.5		

PROJ_NO: 07335	NSAMPLE	MSA-SW43A-033115			MSA-SW43B-033115			MSA-SW43C-033115			MSA-SW43D-033115		
SDG: 240-48848-1	LAB_ID	240-48848-25			240-48848-26			240-48848-27			240-48848-28		
FRACTION: OV	SAMP_DATE	3/31/2015			3/31/2015			3/31/2015			3/31/2015		
MEDIA: WATER	QC_TYPE	NM			NM			NM			NM		
	UNITS	UG/L			UG/L			UG/L			UG/L		
	PCT_SOLIDS	0.0			0.0			0.0			0.0		
	DUP_OF												
PARAMETER		RESULT	VQL	QLCD	RESULT	VQL	QLCD	RESULT	VQL	QLCD	RESULT	VQL	QLCD
CARBON DISULFIDE		0.38	U		0.38	U		0.38	U		0.38	U	
CARBON TETRACHLORIDE		0.43	U		0.43	U		0.43	U		0.43	U	
CHLOROBENZENE		0.25	U		0.25	U		0.25	U		0.25	U	
CHLORODIBROMOMETHANE		0.43	U		0.43	U		0.43	U		0.43	U	
CHLORODIFLUOROMETHANE		1	UJ	Q	1	UJ	Q	1	UJ	Q	1	UJ	Q
CHLOROETHANE		0.32	U		0.32	U		0.32	U		0.32	U	
CHLOROFORM		0.25	U		0.25	U		0.25	U		0.25	U	
CHLOROMETHANE		0.44	U		0.44	U		0.44	U		0.44	U	
CIS-1,2-DICHLOROETHENE		4			4.9			2.3			1		
CIS-1,3-DICHLOROPROPENE		0.46	U		0.46	U		0.46	U		0.46	U	
DIBROMOMETHANE		0.42	U		0.42	U		0.42	U		0.42	U	
DICHLORODIFLUOROMETHANE		0.32	U		0.32	U		0.32	U		0.32	U	
DIISOPROPYL ETHER		0.5	U		0.5	U		0.5	U		0.5	U	
ETHYL TERT-BUTYL ETHER		0.23	U		0.23	U		0.23	U		0.23	U	
ETHYLBENZENE		0.25	U		0.25	U		0.25	U		0.25	U	
HEXACHLOROBUTADIENE		0.35	U		0.35	U		0.35	U		0.35	U	
ISOPROPYLBENZENE		0.35	U		0.35	U		0.35	U		0.35	U	
M+P-XYLENES		0.24	U		0.51	J	P	0.24	U		0.24	U	
METHYL TERT-BUTYL ETHER		0.2	U		0.2	U		0.2	U		0.2	U	
METHYLENE CHLORIDE		0.33	U		0.33	U		0.33	U		0.33	U	
NAPHTHALENE		0.45	U		0.45	U		0.45	U		0.45	U	
N-BUTYLBENZENE		0.31	U		0.31	U		0.31	U		0.31	U	
N-PROPYLBENZENE		0.4	U		0.4	U		0.4	U		0.4	U	
O-XYLENE		0.25	U		0.25	U		0.25	U		0.25	U	
SEC-BUTYLBENZENE		0.48	U		0.48	U		0.48	U		0.48	U	
STYRENE		0.45	U		0.45	U		0.45	U		0.45	U	
TERT-AMYL METHYL ETHER		0.3	U		0.3	U		0.3	U		0.3	U	
TERT-BUTYLBENZENE		0.41	U		0.41	U		0.41	U		0.41	U	
TERTIARY-BUTYL ALCOHOL		4.9	UJ	C	4.9	UJ	C	4.9	UJ	C	4.9	UJ	C
TETRACHLOROETHENE		0.31	U		0.31	U		0.31	U		0.31	U	
TOLUENE		0.23	U		0.58	J	P	0.23	U		0.23	U	
TOTAL XYLENES		0.52	U		0.52	U		0.52	U		0.52	U	
TRANS-1,2-DICHLOROETHENE		0.3	U		0.3	U		0.3	U		0.3	U	
TRANS-1,3-DICHLOROPROPENE		0.56	U		0.56	U		0.56	U		0.56	U	
TRICHLOROETHENE		4			6.7			4.9			2.4		

PROJ_NO: 07335	NSAMPLE	MSA-SW44A-033115			MSA-SW44B-033115			MSA-SW44C-033115			MSA-SW44D-033115		
SDG: 240-48848-1	LAB_ID	240-48848-29			240-48848-30			240-48848-31			240-48848-32		
FRACTION: OV	SAMP_DATE	3/31/2015			3/31/2015			3/31/2015			3/31/2015		
MEDIA: WATER	QC_TYPE	NM			NM			NM			NM		
	UNITS	UG/L			UG/L			UG/L			UG/L		
	PCT_SOLIDS	0.0			0.0			0.0			0.0		
	DUP_OF												
PARAMETER		RESULT	VQL	QLCD	RESULT	VQL	QLCD	RESULT	VQL	QLCD	RESULT	VQL	QLCD
CARBON DISULFIDE		0.38	U		0.38	U		0.38	U		0.38	U	
CARBON TETRACHLORIDE		0.43	U		0.43	U		0.43	U		0.43	U	
CHLOROBENZENE		0.25	U		0.25	U		0.25	U		0.25	U	
CHLORODIBROMOMETHANE		0.43	U		0.43	U		0.43	U		0.43	U	
CHLORODIFLUOROMETHANE		1	UJ	Q	1	UJ	Q	1	UJ	Q	1	UJ	Q
CHLOROETHANE		0.32	U		0.32	U		0.32	U		0.32	U	
CHLOROFORM		0.25	U		0.25	U		0.25	U		0.25	U	
CHLOROMETHANE		0.44	U		0.44	U		0.44	U		0.44	U	
CIS-1,2-DICHLOROETHENE		0.82	J	P	1.1			0.88	J	P	0.92	J	P
CIS-1,3-DICHLOROPROPENE		0.46	U		0.46	U		0.46	U		0.46	U	
DIBROMOMETHANE		0.42	U		0.42	U		0.42	U		0.42	U	
DICHLORODIFLUOROMETHANE		0.32	U		0.32	U		0.32	U		0.32	U	
DIISOPROPYL ETHER		0.5	U		0.5	U		0.5	U		0.5	U	
ETHYL TERT-BUTYL ETHER		0.23	U		0.23	U		0.23	U		0.23	U	
ETHYLBENZENE		0.25	U		0.25	U		0.25	U		0.25	U	
HEXACHLOROBUTADIENE		0.35	U		0.35	U		0.35	U		0.35	U	
ISOPROPYLBENZENE		0.35	U		0.35	U		0.35	U		0.35	U	
M+P-XYLENES		0.24	U		0.24	U		0.24	U		0.24	U	
METHYL TERT-BUTYL ETHER		0.2	U		0.2	U		0.2	U		0.2	U	
METHYLENE CHLORIDE		0.33	U		0.33	U		0.33	U		0.33	U	
NAPHTHALENE		0.45	U		0.45	U		0.45	U		0.45	U	
N-BUTYLBENZENE		0.31	U		0.31	U		0.31	U		0.31	U	
N-PROPYLBENZENE		0.4	U		0.4	U		0.4	U		0.4	U	
O-XYLENE		0.25	U		0.25	U		0.25	U		0.25	U	
SEC-BUTYLBENZENE		0.48	U		0.48	U		0.48	U		0.48	U	
STYRENE		0.45	U		0.45	U		0.45	U		0.45	U	
TERT-AMYL METHYL ETHER		0.3	U		0.3	U		0.3	U		0.3	U	
TERT-BUTYLBENZENE		0.41	U		0.41	U		0.41	U		0.41	U	
TERTIARY-BUTYL ALCOHOL		4.9	UJ	C	4.9	UJ	C	4.9	UJ	C	4.9	UJ	C
TETRACHLOROETHENE		0.31	U		0.31	U		0.31	U		0.31	U	
TOLUENE		0.23	U		0.23	U		0.23	U		0.23	U	
TOTAL XYLENES		0.52	U		0.52	U		0.52	U		0.52	U	
TRANS-1,2-DICHLOROETHENE		0.3	U		0.3	U		0.3	U		0.3	U	
TRANS-1,3-DICHLOROPROPENE		0.56	U		0.56	U		0.56	U		0.56	U	
TRICHLOROETHENE		1.4			1.6			1.5			1.8		

PROJ_NO: 07335	NSAMPLE	MSA-SW45A-033115			MSA-SW45B-033115			MSA-SW45C-033115			MSA-SW45D-033115		
SDG: 240-48848-1	LAB_ID	240-48848-33			240-48848-34			240-48848-35			240-48848-36		
FRACTION: OV	SAMP_DATE	3/31/2015			3/31/2015			3/31/2015			3/31/2015		
MEDIA: WATER	QC_TYPE	NM			NM			NM			NM		
	UNITS	UG/L			UG/L			UG/L			UG/L		
	PCT_SOLIDS	0.0			0.0			0.0			0.0		
	DUP_OF												
PARAMETER		RESULT	VQL	QLCD	RESULT	VQL	QLCD	RESULT	VQL	QLCD	RESULT	VQL	QLCD
CARBON DISULFIDE		0.38	U		0.38	U		0.38	U		0.38	U	
CARBON TETRACHLORIDE		0.43	U		0.43	U		0.43	U		0.43	U	
CHLOROBENZENE		0.25	U		0.25	U		0.25	U		0.25	U	
CHLORODIBROMOMETHANE		0.43	U		0.43	U		0.43	U		0.43	U	
CHLORODIFLUOROMETHANE		1	UJ	Q	1	UJ	Q	1	UJ	Q	1	UJ	Q
CHLOROETHANE		0.32	U		0.32	U		0.32	U		0.32	U	
CHLOROFORM		0.25	U		0.25	U		0.25	U		0.25	U	
CHLOROMETHANE		0.44	U		0.44	U		0.44	U		0.44	U	
CIS-1,2-DICHLOROETHENE		0.99	J	P	0.91	J	P	0.83	J	P	0.8	J	P
CIS-1,3-DICHLOROPROPENE		0.46	U		0.46	U		0.46	U		0.46	U	
DIBROMOMETHANE		0.42	U		0.42	U		0.42	U		0.42	U	
DICHLORODIFLUOROMETHANE		0.32	U		0.32	U		0.32	U		0.32	U	
DIISOPROPYL ETHER		0.5	U		0.5	U		0.5	U		0.5	U	
ETHYL TERT-BUTYL ETHER		0.23	U		0.23	U		0.23	U		0.23	U	
ETHYLBENZENE		0.25	U		0.25	U		0.25	U		0.25	U	
HEXACHLOROBUTADIENE		0.35	U		0.35	U		0.35	U		0.35	U	
ISOPROPYLBENZENE		0.35	U		0.35	U		0.35	U		0.35	U	
M+P-XYLENES		0.24	U		0.24	U		0.24	U		0.43	J	P
METHYL TERT-BUTYL ETHER		0.2	U		0.2	U		0.2	U		0.2	U	
METHYLENE CHLORIDE		0.33	U		0.33	U		0.33	U		0.33	U	
NAPHTHALENE		0.45	U		0.45	U		0.45	U		0.45	U	
N-BUTYLBENZENE		0.31	U		0.31	U		0.31	U		0.31	U	
N-PROPYLBENZENE		0.4	U		0.4	U		0.4	U		0.4	U	
O-XYLENE		0.25	U		0.25	U		0.25	U		0.25	U	
SEC-BUTYLBENZENE		0.48	U		0.48	U		0.48	U		0.48	U	
STYRENE		0.45	U		0.45	U		0.45	U		0.45	U	
TERT-AMYL METHYL ETHER		0.3	U		0.3	U		0.3	U		0.3	U	
TERT-BUTYLBENZENE		0.41	U		0.41	U		0.41	U		0.41	U	
TERTIARY-BUTYL ALCOHOL		4.9	UJ	C	4.9	UJ	C	4.9	UJ	C	4.9	UJ	C
TETRACHLOROETHENE		0.31	U		0.31	U		0.31	U		0.31	U	
TOLUENE		0.23	U		0.35	J	P	0.39	J	P	0.76	J	P
TOTAL XYLENES		0.52	U		0.52	U		0.52	U		0.52	U	
TRANS-1,2-DICHLOROETHENE		0.3	U		0.3	U		0.3	U		0.3	U	
TRANS-1,3-DICHLOROPROPENE		0.56	U		0.56	U		0.56	U		0.56	U	
TRICHLOROETHENE		1.2			1.5			1.5			1.6		

PROJ_NO: 07335	NSAMPLE	TB-033115		
SDG: 240-48848-1	LAB_ID	240-48848-41		
FRACTION: OV	SAMP_DATE	3/31/2015		
MEDIA: WATER	QC_TYPE	TB		
	UNITS	UG/L		
	PCT_SOLIDS	0.0		
	DUP_OF			
PARAMETER		RESULT	VQL	QLCD
CARBON DISULFIDE		0.38	U	
CARBON TETRACHLORIDE		0.43	U	
CHLOROBENZENE		0.25	U	
CHLORODIBROMOMETHANE		0.43	U	
CHLORODIFLUOROMETHANE		1	UJ	Q
CHLOROETHANE		0.32	U	
CHLOROFORM		0.25	U	
CHLOROMETHANE		0.44	U	
CIS-1,2-DICHLOROETHENE		0.26	U	
CIS-1,3-DICHLOROPROPENE		0.46	U	
DIBROMOMETHANE		0.42	U	
DICHLORODIFLUOROMETHANE		0.32	U	
DIISOPROPYL ETHER		0.5	U	
ETHYL TERT-BUTYL ETHER		0.23	U	
ETHYLBENZENE		0.25	U	
HEXACHLOROBUTADIENE		0.35	U	
ISOPROPYLBENZENE		0.35	U	
M+P-XYLENES		0.24	U	
METHYL TERT-BUTYL ETHER		0.2	U	
METHYLENE CHLORIDE		0.33	U	
NAPHTHALENE		0.45	UJ	C
N-BUTYLBENZENE		0.31	U	
N-PROPYLBENZENE		0.4	U	
O-XYLENE		0.25	U	
SEC-BUTYLBENZENE		0.48	U	
STYRENE		0.45	U	
TERT-AMYL METHYL ETHER		0.3	U	
TERT-BUTYLBENZENE		0.41	U	
TERTIARY-BUTYL ALCOHOL		4.9	UR	C
TETRACHLOROETHENE		0.31	U	
TOLUENE		0.23	U	
TOTAL XYLENES		0.52	U	
TRANS-1,2-DICHLOROETHENE		0.3	U	
TRANS-1,3-DICHLOROPROPENE		0.56	U	
TRICHLOROETHENE		0.22	U	

PROJ_NO: 07335	NSAMPLE	EL-SW01A-033115			EL-SW01B-033115			EL-SW01C-033115			EL-SW01D-033115		
SDG: 240-48848-1	LAB_ID	240-48848-37			240-48848-38			240-48848-39			240-48848-40		
FRACTION: OV	SAMP_DATE	3/31/2015			3/31/2015			3/31/2015			3/31/2015		
MEDIA: WATER	QC_TYPE	NM			NM			NM			NM		
	UNITS	UG/L			UG/L			UG/L			UG/L		
	PCT_SOLIDS	0.0			0.0			0.0			0.0		
	DUP_OF												
PARAMETER		RESULT	VQL	QLCD	RESULT	VQL	QLCD	RESULT	VQL	QLCD	RESULT	VQL	QLCD
TRICHLOROFLUOROMETHANE		0.49	U		0.49	U		0.49	U		0.49	U	
VINYL ACETATE		0.41	U		0.41	U		0.41	U		0.41	U	
VINYL CHLORIDE		0.32	J	P	0.31	J	P	0.33	J	P	0.38	J	P

PROJ_NO: 07335	NSAMPLE	MSA-SW37A-033115			MSA-SW37B-033115			MSA-SW37C-033115			MSA-SW37D-033115		
SDG: 240-48848-1	LAB_ID	240-48848-1			240-48848-2			240-48848-3			240-48848-4		
FRACTION: OV	SAMP_DATE	3/31/2015			3/31/2015			3/31/2015			3/31/2015		
MEDIA: WATER	QC_TYPE	NM			NM			NM			NM		
	UNITS	UG/L			UG/L			UG/L			UG/L		
	PCT_SOLIDS	0.0			0.0			0.0			0.0		
	DUP_OF												
PARAMETER		RESULT	VQL	QLCD	RESULT	VQL	QLCD	RESULT	VQL	QLCD	RESULT	VQL	QLCD
TRICHLOROFLUOROMETHANE		0.49	U		0.49	U		0.49	U		0.49	U	
VINYL ACETATE		0.41	U		0.41	U		0.41	U		0.41	U	
VINYL CHLORIDE		18			5.2			1.5			0.47	J	P

PROJ_NO: 07335	NSAMPLE	MSA-SW38A-033115			MSA-SW38B-033115			MSA-SW38C-033115			MSA-SW38D-033115		
SDG: 240-48848-1	LAB_ID	240-48848-5			240-48848-6			240-48848-7			240-48848-8		
FRACTION: OV	SAMP_DATE	3/31/2015			3/31/2015			3/31/2015			3/31/2015		
MEDIA: WATER	QC_TYPE	NM			NM			NM			NM		
	UNITS	UG/L			UG/L			UG/L			UG/L		
	PCT_SOLIDS	0.0			0.0			0.0			0.0		
	DUP_OF												
PARAMETER		RESULT	VQL	QLCD	RESULT	VQL	QLCD	RESULT	VQL	QLCD	RESULT	VQL	QLCD
TRICHLOROFLUOROMETHANE		0.49	U		0.49	U		0.49	U		0.49	U	
VINYL ACETATE		0.41	U		0.41	U		0.41	U		0.41	U	
VINYL CHLORIDE		4.6			2.4			0.86			0.52		

PROJ_NO: 07335	NSAMPLE	MSA-SW39A-033115			MSA-SW39B-033115			MSA-SW39C-033115			MSA-SW39D-033115		
SDG: 240-48848-1	LAB_ID	240-48848-9			240-48848-10			240-48848-11			240-48848-12		
FRACTION: OV	SAMP_DATE	3/31/2015			3/31/2015			3/31/2015			3/31/2015		
MEDIA: WATER	QC_TYPE	NM			NM			NM			NM		
	UNITS	UG/L			UG/L			UG/L			UG/L		
	PCT_SOLIDS	0.0			0.0			0.0			0.0		
	DUP_OF												
PARAMETER		RESULT	VQL	QLCD	RESULT	VQL	QLCD	RESULT	VQL	QLCD	RESULT	VQL	QLCD
TRICHLOROFLUOROMETHANE		0.49	U		0.49	U		0.49	U		0.49	U	
VINYL ACETATE		0.41	U		0.41	U		0.41	U		0.41	U	
VINYL CHLORIDE		0.29	U		0.29	U		0.29	U		0.29	U	

PROJ_NO: 07335	NSAMPLE	MSA-SW40A-033115			MSA-SW40B-033115			MSA-SW40C-033115			MSA-SW40D-033115		
SDG: 240-48848-1	LAB_ID	240-48848-13			240-48848-14			240-48848-15			240-48848-16		
FRACTION: OV	SAMP_DATE	3/31/2015			3/31/2015			3/31/2015			3/31/2015		
MEDIA: WATER	QC_TYPE	NM			NM			NM			NM		
	UNITS	UG/L			UG/L			UG/L			UG/L		
	PCT_SOLIDS	0.0			0.0			0.0			0.0		
	DUP_OF												
PARAMETER		RESULT	VQL	QLCD	RESULT	VQL	QLCD	RESULT	VQL	QLCD	RESULT	VQL	QLCD
TRICHLOROFLUOROMETHANE		0.49	U		0.49	U		0.49	U		0.49	U	
VINYL ACETATE		0.41	U		0.41	U		0.41	U		0.41	U	
VINYL CHLORIDE		6.8			1.3			0.79			0.72		

PROJ_NO: 07335	NSAMPLE	MSA-SW41A-033115			MSA-SW41B-033115			MSA-SW41C-033115			MSA-SW41D-033115		
SDG: 240-48848-1	LAB_ID	240-48848-17			240-48848-18			240-48848-19			240-48848-20		
FRACTION: OV	SAMP_DATE	3/31/2015			3/31/2015			3/31/2015			3/31/2015		
MEDIA: WATER	QC_TYPE	NM			NM			NM			NM		
	UNITS	UG/L			UG/L			UG/L			UG/L		
	PCT_SOLIDS	0.0			0.0			0.0			0.0		
	DUP_OF												
PARAMETER		RESULT	VQL	QLCD	RESULT	VQL	QLCD	RESULT	VQL	QLCD	RESULT	VQL	QLCD
TRICHLOROFLUOROMETHANE		0.49	U		0.49	U		0.49	U		0.49	U	
VINYL ACETATE		0.41	U		0.41	U		0.41	U		0.41	U	
VINYL CHLORIDE		0.96			0.9			0.87			0.36	J	P

PROJ_NO: 07335	NSAMPLE	MSA-SW42A-033115			MSA-SW42B-033115			MSA-SW42C-033115			MSA-SW42D-033115		
SDG: 240-48848-1	LAB_ID	240-48848-21			240-48848-22			240-48848-23			240-48848-24		
FRACTION: OV	SAMP_DATE	3/31/2015			3/31/2015			3/31/2015			3/31/2015		
MEDIA: WATER	QC_TYPE	NM			NM			NM			NM		
	UNITS	UG/L			UG/L			UG/L			UG/L		
	PCT_SOLIDS	0.0			0.0			0.0			0.0		
	DUP_OF												
PARAMETER		RESULT	VQL	QLCD	RESULT	VQL	QLCD	RESULT	VQL	QLCD	RESULT	VQL	QLCD
TRICHLOROFLUOROMETHANE		0.49	U		0.49	U		0.49	U		0.49	U	
VINYL ACETATE		0.41	U		0.41	U		0.41	U		0.41	U	
VINYL CHLORIDE		9.1			3			1.1			0.82		

PROJ_NO: 07335	NSAMPLE	MSA-SW43A-033115			MSA-SW43B-033115			MSA-SW43C-033115			MSA-SW43D-033115		
SDG: 240-48848-1	LAB_ID	240-48848-25			240-48848-26			240-48848-27			240-48848-28		
FRACTION: OV	SAMP_DATE	3/31/2015			3/31/2015			3/31/2015			3/31/2015		
MEDIA: WATER	QC_TYPE	NM			NM			NM			NM		
	UNITS	UG/L			UG/L			UG/L			UG/L		
	PCT_SOLIDS	0.0			0.0			0.0			0.0		
	DUP_OF												
PARAMETER		RESULT	VQL	QLCD	RESULT	VQL	QLCD	RESULT	VQL	QLCD	RESULT	VQL	QLCD
TRICHLOROFLUOROMETHANE		0.49	U		0.49	U		0.49	U		0.49	U	
VINYL ACETATE		0.41	U		0.41	U		0.41	U		0.41	U	
VINYL CHLORIDE		0.41	J	P	1.1			0.91			0.45	J	P

PROJ_NO: 07335	NSAMPLE	MSA-SW44A-033115			MSA-SW44B-033115			MSA-SW44C-033115			MSA-SW44D-033115		
SDG: 240-48848-1	LAB_ID	240-48848-29			240-48848-30			240-48848-31			240-48848-32		
FRACTION: OV	SAMP_DATE	3/31/2015			3/31/2015			3/31/2015			3/31/2015		
MEDIA: WATER	QC_TYPE	NM			NM			NM			NM		
	UNITS	UG/L			UG/L			UG/L			UG/L		
	PCT_SOLIDS	0.0			0.0			0.0			0.0		
	DUP_OF												
PARAMETER		RESULT	VQL	QLCD	RESULT	VQL	QLCD	RESULT	VQL	QLCD	RESULT	VQL	QLCD
TRICHLOROFLUOROMETHANE		0.49	U		0.49	U		0.49	U		0.49	U	
VINYL ACETATE		0.41	U		0.41	U		0.41	U		0.41	U	
VINYL CHLORIDE		0.29	J	P	0.29	J	P	0.3	J	P	0.39	J	P

PROJ_NO: 07335	NSAMPLE	MSA-SW45A-033115			MSA-SW45B-033115			MSA-SW45C-033115			MSA-SW45D-033115		
SDG: 240-48848-1	LAB_ID	240-48848-33			240-48848-34			240-48848-35			240-48848-36		
FRACTION: OV	SAMP_DATE	3/31/2015			3/31/2015			3/31/2015			3/31/2015		
MEDIA: WATER	QC_TYPE	NM			NM			NM			NM		
	UNITS	UG/L			UG/L			UG/L			UG/L		
	PCT_SOLIDS	0.0			0.0			0.0			0.0		
	DUP_OF												
PARAMETER		RESULT	VQL	QLCD	RESULT	VQL	QLCD	RESULT	VQL	QLCD	RESULT	VQL	QLCD
TRICHLOROFLUOROMETHANE		0.49	U		0.49	U		0.49	U		0.49	U	
VINYL ACETATE		0.41	U		0.41	U		0.41	U		0.41	U	
VINYL CHLORIDE		0.29	U		0.34	J	P	0.35	J	P	0.33	J	P

PROJ_NO: 07335	NSAMPLE	TB-033115		
SDG: 240-48848-1	LAB_ID	240-48848-41		
FRACTION: OV	SAMP_DATE	3/31/2015		
MEDIA: WATER	QC_TYPE	TB		
	UNITS	UG/L		
	PCT_SOLIDS	0.0		
	DUP_OF			
PARAMETER		RESULT	VQL	QLCD
TRICHLOROFLUOROMETHANE		0.49	U	
VINYL ACETATE		0.41	UJ	C
VINYL CHLORIDE		0.29	U	

Appendix B

Results as Reported by the Laboratory

FORM I
GC/MS VOA ORGANICS ANALYSIS DATA SHEET

Lab Name: TestAmerica Canton | Job No.: 240-48848-1

SDG No.:

Client Sample ID: MSA-SW37A-033115 | Lab Sample ID: 240-48848-1

Matrix: Water | Lab File ID: UXR9524.D

Analysis Method: 8260C | Date Collected: 03/31/2015 12:31

Sample wt/vol: 5(mL) | Date Analyzed: 04/02/2015 16:18

Soil Aliquot Vol: | Dilution Factor: 1

Soil Extract Vol.: | GC Column: DB-624 ID: 0.18(mm)

% Moisture: | Level: (low/med) Low

Analysis Batch No.: 174872 | Units: ug/L

CAS NO.	COMPOUND NAME	RESULT	Q	RL	MDL
630-20-6	1,1,1,2-Tetrachloroethane	1.0	U	1.0	0.28
71-55-6	1,1,1-Trichloroethane	1.0	U	1.0	0.44
79-34-5	1,1,2,2-Tetrachloroethane	1.0	U	1.0	0.22
76-13-1	1,1,2-Trichloro-1,2,2-trichfluoroeth ane	1.0	U	1.0	0.45
75-34-3	1,1-Dichloroethane	1.0	U	1.0	0.30
75-35-4	1,1-Dichloroethene	1.0	U	1.0	0.45
563-58-6	1,1-Dichloropropene	1.0	U	1.0	0.42
87-61-6	1,2,3-Trichlorobenzene	1.0	U	1.0	0.37
96-18-4	1,2,3-Trichloropropane	1.0	U	1.0	0.44
526-73-8	1,2,3-Trimethylbenzene	5.0	U	5.0	0.47
120-82-1	1,2,4-Trichlorobenzene	1.0	U	1.0	0.32
95-63-6	1,2,4-Trimethylbenzene	1.0	U	1.0	0.41
96-12-8	1,2-Dibromo-3-Chloropropane	5.0	U	5.0	0.82
95-50-1	1,2-Dichlorobenzene	1.0	U	1.0	0.25
107-06-2	1,2-Dichloroethane	1.0	U	1.0	0.23
78-87-5	1,2-Dichloropropane	1.0	U	1.0	0.25
541-73-1	1,3-Dichlorobenzene	1.0	U	1.0	0.19
142-28-9	1,3-Dichloropropane	1.0	U	1.0	0.19
106-46-7	1,4-Dichlorobenzene	0.61	J	1.0	0.27
594-20-7	2,2-Dichloropropane	1.0	U	1.0	0.26
110-75-8	2-Chloroethyl vinyl ether	10	U F1	10	0.59
95-49-8	2-Chlorotoluene	1.0	U	1.0	0.40
591-78-6	2-Hexanone	5.0	U	5.0	0.48
108-86-1	Bromobenzene	1.0	U	1.0	0.35
74-97-5	Bromochloromethane	1.0	U	1.0	0.50
106-43-4	4-Chlorotoluene	1.0	U	1.0	0.29
99-87-6	p-Isopropyltoluene	1.0	U	1.0	0.43
67-64-1	Acetone	5.0	U	5.0	0.94
71-43-2	Benzene	1.0	U	1.0	0.35
75-25-2	Bromoform	1.0	U	1.0	0.56
74-83-9	Bromomethane	1.0	U	1.0	0.44
75-15-0	Carbon disulfide	1.0	U	1.0	0.38
56-23-5	Carbon tetrachloride	1.0	U	1.0	0.43
108-90-7	Chlorobenzene	0.28	J	1.0	0.25
75-00-3	Chloroethane	1.0	U	1.0	0.32

FORM I
GC/MS VOA ORGANICS ANALYSIS DATA SHEET

Lab Name: TestAmerica Canton | Job No.: 240-48848-1

SDG No.:

Client Sample ID: MSA-SW37A-033115 | Lab Sample ID: 240-48848-1

Matrix: Water | Lab File ID: UXR9524.D

Analysis Method: 8260C | Date Collected: 03/31/2015 12:31

Sample wt/vol: 5(mL) | Date Analyzed: 04/02/2015 16:18

Soil Aliquot Vol: | Dilution Factor: 1

Soil Extract Vol.: | GC Column: DB-624 ID: 0.18(mm)

% Moisture: | Level: (low/med) Low

Analysis Batch No.: 174872 | Units: ug/L

CAS NO.	COMPOUND NAME	RESULT	Q	RL	MDL
67-66-3	Chloroform	1.0	U	1.0	0.25
74-87-3	Chloromethane	1.0	U	1.0	0.44
156-59-2	cis-1,2-Dichloroethene	16		1.0	0.26
10061-01-5	cis-1,3-Dichloropropene	1.0	U	1.0	0.46
87-68-3	Hexachlorobutadiene	1.0	U	1.0	0.35
74-95-3	Dibromomethane	1.0	U	1.0	0.42
75-27-4	Bromodichloromethane	1.0	U	1.0	0.29
75-71-8	Dichlorodifluoromethane	1.0	U	1.0	0.32
100-41-4	Ethylbenzene	1.0	U	1.0	0.25
106-93-4	1,2-Dibromoethane	1.0	U	1.0	0.32
108-20-3	Diisopropyl ether	5.0	U	5.0	0.50
91-20-3	Naphthalene	1.0	U	1.0	0.45
179601-23-1	m-Xylene & p-Xylene	0.33	J	2.0	0.24
104-51-8	n-Butylbenzene	1.0	U	1.0	0.31
98-82-8	Isopropylbenzene	1.0	U	1.0	0.35
103-65-1	n-Propylbenzene	1.0	U	1.0	0.40
78-93-3	2-Butanone	5.0	U	5.0	0.53
108-10-1	4-Methyl-2-pentanone	5.0	U	5.0	0.99
135-98-8	sec-Butylbenzene	1.0	U	1.0	0.48
1634-04-4	Methyl tert-butyl ether	1.0	U	1.0	0.20
994-05-8	Tert-amyl-methyl ether (TAME)	5.0	U	5.0	0.30
75-09-2	Methylene Chloride	1.0	U	1.0	0.33
95-47-6	o-Xylene	1.0	U	1.0	0.25
100-42-5	Styrene	1.0	U	1.0	0.45
637-92-3	Ethyl-t-butyl ether (ETBE)	5.0	U	5.0	0.23
98-06-6	tert-Butylbenzene	1.0	U	1.0	0.41
127-18-4	Tetrachloroethene	1.0	U	1.0	0.31
108-88-3	Toluene	0.23	J	1.0	0.23
156-60-5	trans-1,2-Dichloroethene	1.0	U	1.0	0.30
10061-02-6	trans-1,3-Dichloropropene	1.0	U	1.0	0.56
79-01-6	Trichloroethene	11		1.0	0.22
75-69-4	Trichlorofluoromethane	1.0	U	1.0	0.49
108-05-4	Vinyl acetate	2.0	U	2.0	0.41
75-01-4	Vinyl chloride	18		0.50	0.29
75-65-0	tert-Butyl alcohol	20	U F1	20	4.9
1330-20-7	Xylenes, Total	2.0	U	2.0	0.52

FORM I
GC/MS VOA ORGANICS ANALYSIS DATA SHEET

Lab Name: TestAmerica Canton | Job No.: 240-48848-1

SDG No.:

Client Sample ID: MSA-SW37A-033115 | Lab Sample ID: 240-48848-1

Matrix: Water | Lab File ID: UXR9524.D

Analysis Method: 8260C | Date Collected: 03/31/2015 12:31

Sample wt/vol: 5(mL) | Date Analyzed: 04/02/2015 16:18

Soil Aliquot Vol: | Dilution Factor: 1

Soil Extract Vol.: | GC Column: DB-624 ID: 0.18(mm)

% Moisture: | Level: (low/med) Low

Analysis Batch No.: 174872 | Units: ug/L

CAS NO.	COMPOUND NAME	RESULT	Q	RL	MDL
124-48-1	Dibromochloromethane	1.0	U	1.0	0.43

CAS NO.	SURROGATE	%REC	Q	LIMITS
17060-07-0	1,2-Dichloroethane-d4 (Surr)	98		63-129
460-00-4	4-Bromofluorobenzene (Surr)	81		66-120
2037-26-5	Toluene-d8 (Surr)	95		74-120
1868-53-7	Dibromofluoromethane (Surr)	97		75-121

FORM I
GC/MS VOA ORGANICS ANALYSIS DATA SHEET
TENTATIVELY IDENTIFIED COMPOUNDS

Lab Name: TestAmerica Canton Job No.: 240-48848-1

SDG No.:

Client Sample ID: MSA-SW37A-033115 Lab Sample ID: 240-48848-1

Matrix: Water Lab File ID: UXR9524.D

Analysis Method: 8260C Date Collected: 03/31/2015 12:31

Sample wt/vol: 5(mL) Date Analyzed: 04/02/2015 16:18

Soil Aliquot Vol: Dilution Factor: 1

Soil Extract Vol.: GC Column: DB-624 ID: 0.18(mm)

% Moisture: Level: (low/med) Low

Analysis Batch No.: 174872 Units: ug/L

Number TICs Found: 0 TIC Result Total: 0

CAS NO.	COMPOUND NAME	RT	RESULT	Q
	Tentatively Identified Compound		None	

FORM I-TIC 8260C

FORM I
GC/MS VOA ORGANICS ANALYSIS DATA SHEET
TARGETED TENATIVELY IDENTIFIED COMPOUNDS

Lab Name: TestAmerica Canton Job No.: 240-48848-1

SDG No.:

Client Sample ID: MSA-SW37A-033115 Lab Sample ID: 240-48848-1

Matrix: Water Lab File ID: UXR9524.D

Analysis Method: 8260C Date Collected: 03/31/2015 12:31

Sample wt/vol: 5(mL) Date Analyzed: 04/02/2015 16:18

Soil Aliquot Vol: Dilution Factor: 1

Soil Extract Vol.: GC Column: DB-624 ID: 0.18(mm)

% Moisture: Level: (low/med) Low

Analysis Batch No.: 174872 Units: ug/L

CAS NO.	COMPOUND NAME	RT	RESULT	Q
75-45-6	Chlorodifluoromethane TIC		1.0	U

FORM I
GC/MS VOA ORGANICS ANALYSIS DATA SHEET

Lab Name: TestAmerica Canton | Job No.: 240-48848-1

SDG No.:

Client Sample ID: MSA-SW37B-033115 | Lab Sample ID: 240-48848-2

Matrix: Water | Lab File ID: UXR9525.D

Analysis Method: 8260C | Date Collected: 03/31/2015 12:35

Sample wt/vol: 5(mL) | Date Analyzed: 04/02/2015 16:40

Soil Aliquot Vol: | Dilution Factor: 1

Soil Extract Vol.: | GC Column: DB-624 ID: 0.18(mm)

% Moisture: | Level: (low/med) Low

Analysis Batch No.: 174872 | Units: ug/L

CAS NO.	COMPOUND NAME	RESULT	Q	RL	MDL
630-20-6	1,1,1,2-Tetrachloroethane	1.0	U	1.0	0.28
71-55-6	1,1,1-Trichloroethane	1.0	U	1.0	0.44
79-34-5	1,1,2,2-Tetrachloroethane	1.0	U	1.0	0.22
76-13-1	1,1,2-Trichloro-1,2,2-trichfluoroeth ane	1.0	U	1.0	0.45
75-34-3	1,1-Dichloroethane	1.0	U	1.0	0.30
75-35-4	1,1-Dichloroethene	1.0	U	1.0	0.45
563-58-6	1,1-Dichloropropene	1.0	U	1.0	0.42
87-61-6	1,2,3-Trichlorobenzene	1.0	U	1.0	0.37
96-18-4	1,2,3-Trichloropropane	1.0	U	1.0	0.44
526-73-8	1,2,3-Trimethylbenzene	5.0	U	5.0	0.47
120-82-1	1,2,4-Trichlorobenzene	1.0	U	1.0	0.32
95-63-6	1,2,4-Trimethylbenzene	1.0		1.0	0.41
96-12-8	1,2-Dibromo-3-Chloropropane	5.0	U	5.0	0.82
95-50-1	1,2-Dichlorobenzene	1.0	U	1.0	0.25
107-06-2	1,2-Dichloroethane	1.0	U	1.0	0.23
78-87-5	1,2-Dichloropropane	1.0	U	1.0	0.25
541-73-1	1,3-Dichlorobenzene	1.0	U	1.0	0.19
142-28-9	1,3-Dichloropropane	1.0	U	1.0	0.19
106-46-7	1,4-Dichlorobenzene	1.0	U	1.0	0.27
594-20-7	2,2-Dichloropropane	1.0	U	1.0	0.26
110-75-8	2-Chloroethyl vinyl ether	10	U	10	0.59
95-49-8	2-Chlorotoluene	1.0	U	1.0	0.40
591-78-6	2-Hexanone	5.0	U	5.0	0.48
108-86-1	Bromobenzene	1.0	U	1.0	0.35
74-97-5	Bromochloromethane	1.0	U	1.0	0.50
106-43-4	4-Chlorotoluene	1.0	U	1.0	0.29
99-87-6	p-Isopropyltoluene	1.0	U	1.0	0.43
67-64-1	Acetone	5.0	U	5.0	0.94
71-43-2	Benzene	0.60	J	1.0	0.35
75-25-2	Bromoform	1.0	U	1.0	0.56
74-83-9	Bromomethane	1.0	U	1.0	0.44
75-15-0	Carbon disulfide	1.0	U	1.0	0.38
56-23-5	Carbon tetrachloride	1.0	U	1.0	0.43
108-90-7	Chlorobenzene	1.0	U	1.0	0.25
75-00-3	Chloroethane	1.0	U	1.0	0.32

FORM I
GC/MS VOA ORGANICS ANALYSIS DATA SHEET

Lab Name: TestAmerica Canton | Job No.: 240-48848-1

SDG No.:

Client Sample ID: MSA-SW37B-033115 | Lab Sample ID: 240-48848-2

Matrix: Water | Lab File ID: UXR9525.D

Analysis Method: 8260C | Date Collected: 03/31/2015 12:35

Sample wt/vol: 5(mL) | Date Analyzed: 04/02/2015 16:40

Soil Aliquot Vol: | Dilution Factor: 1

Soil Extract Vol.: | GC Column: DB-624 ID: 0.18(mm)

% Moisture: | Level: (low/med) Low

Analysis Batch No.: 174872 | Units: ug/L

CAS NO.	COMPOUND NAME	RESULT	Q	RL	MDL
67-66-3	Chloroform	1.0	U	1.0	0.25
74-87-3	Chloromethane	1.0	U	1.0	0.44
156-59-2	cis-1,2-Dichloroethene	7.5		1.0	0.26
10061-01-5	cis-1,3-Dichloropropene	1.0	U	1.0	0.46
87-68-3	Hexachlorobutadiene	1.0	U	1.0	0.35
74-95-3	Dibromomethane	1.0	U	1.0	0.42
75-27-4	Bromodichloromethane	1.0	U	1.0	0.29
75-71-8	Dichlorodifluoromethane	1.0	U	1.0	0.32
100-41-4	Ethylbenzene	0.73	J	1.0	0.25
106-93-4	1,2-Dibromoethane	1.0	U	1.0	0.32
108-20-3	Diisopropyl ether	5.0	U	5.0	0.50
91-20-3	Naphthalene	1.0	U	1.0	0.45
179601-23-1	m-Xylene & p-Xylene	2.8		2.0	0.24
104-51-8	n-Butylbenzene	1.0	U	1.0	0.31
98-82-8	Isopropylbenzene	1.0	U	1.0	0.35
103-65-1	n-Propylbenzene	1.0	U	1.0	0.40
78-93-3	2-Butanone	5.0	U	5.0	0.53
108-10-1	4-Methyl-2-pentanone	5.0	U	5.0	0.99
135-98-8	sec-Butylbenzene	1.0	U	1.0	0.48
1634-04-4	Methyl tert-butyl ether	1.0	U	1.0	0.20
994-05-8	Tert-amyl-methyl ether (TAME)	5.0	U	5.0	0.30
75-09-2	Methylene Chloride	1.0	U	1.0	0.33
95-47-6	o-Xylene	1.1		1.0	0.25
100-42-5	Styrene	1.0	U	1.0	0.45
637-92-3	Ethyl-t-butyl ether (ETBE)	5.0	U	5.0	0.23
98-06-6	tert-Butylbenzene	1.0	U	1.0	0.41
127-18-4	Tetrachloroethene	1.0	U	1.0	0.31
108-88-3	Toluene	4.2		1.0	0.23
156-60-5	trans-1,2-Dichloroethene	1.0	U	1.0	0.30
10061-02-6	trans-1,3-Dichloropropene	1.0	U	1.0	0.56
79-01-6	Trichloroethene	11		1.0	0.22
75-69-4	Trichlorofluoromethane	1.0	U	1.0	0.49
108-05-4	Vinyl acetate	2.0	U	2.0	0.41
75-01-4	Vinyl chloride	5.2		0.50	0.29
75-65-0	tert-Butyl alcohol	20	U	20	4.9
1330-20-7	Xylenes, Total	3.9		2.0	0.52

FORM I
GC/MS VOA ORGANICS ANALYSIS DATA SHEET

Lab Name: TestAmerica Canton | Job No.: 240-48848-1

SDG No.:

Client Sample ID: MSA-SW37B-033115 | Lab Sample ID: 240-48848-2

Matrix: Water | Lab File ID: UXR9525.D

Analysis Method: 8260C | Date Collected: 03/31/2015 12:35

Sample wt/vol: 5(mL) | Date Analyzed: 04/02/2015 16:40

Soil Aliquot Vol: | Dilution Factor: 1

Soil Extract Vol.: | GC Column: DB-624 ID: 0.18(mm)

% Moisture: | Level: (low/med) Low

Analysis Batch No.: 174872 | Units: ug/L

CAS NO.	COMPOUND NAME	RESULT	Q	RL	MDL
124-48-1	Dibromochloromethane	1.0	U	1.0	0.43

CAS NO.	SURROGATE	%REC	Q	LIMITS
17060-07-0	1,2-Dichloroethane-d4 (Surr)	99		63-129
460-00-4	4-Bromofluorobenzene (Surr)	87		66-120
2037-26-5	Toluene-d8 (Surr)	93		74-120
1868-53-7	Dibromofluoromethane (Surr)	94		75-121

FORM I
GC/MS VOA ORGANICS ANALYSIS DATA SHEET
TENTATIVELY IDENTIFIED COMPOUNDS

Lab Name: TestAmerica Canton Job No.: 240-48848-1

SDG No.:

Client Sample ID: MSA-SW37B-033115 Lab Sample ID: 240-48848-2

Matrix: Water Lab File ID: UXR9525.D

Analysis Method: 8260C Date Collected: 03/31/2015 12:35

Sample wt/vol: 5(mL) Date Analyzed: 04/02/2015 16:40

Soil Aliquot Vol: Dilution Factor: 1

Soil Extract Vol.: GC Column: DB-624 ID: 0.18(mm)

% Moisture: Level: (low/med) Low

Analysis Batch No.: 174872 Units: ug/L

Number TICs Found: 1 TIC Result Total: 1.1

CAS NO.	COMPOUND NAME	RT	RESULT	Q
611-14-3	Benzene, 1-ethyl-2-methyl-	9.90	1.1	T J N

FORM I
GC/MS VOA ORGANICS ANALYSIS DATA SHEET
TARGETED TENATIVELY IDENTIFIED COMPOUNDS

Lab Name: TestAmerica Canton Job No.: 240-48848-1

SDG No.:

Client Sample ID: MSA-SW37B-033115 Lab Sample ID: 240-48848-2

Matrix: Water Lab File ID: UXR9525.D

Analysis Method: 8260C Date Collected: 03/31/2015 12:35

Sample wt/vol: 5(mL) Date Analyzed: 04/02/2015 16:40

Soil Aliquot Vol: Dilution Factor: 1

Soil Extract Vol.: GC Column: DB-624 ID: 0.18(mm)

% Moisture: Level: (low/med) Low

Analysis Batch No.: 174872 Units: ug/L

CAS NO.	COMPOUND NAME	RT	RESULT	Q
75-45-6	Chlorodifluoromethane TIC		1.0	U

FORM I
GC/MS VOA ORGANICS ANALYSIS DATA SHEET

Lab Name: TestAmerica Canton | Job No.: 240-48848-1

SDG No.:

Client Sample ID: MSA-SW37C-033115 | Lab Sample ID: 240-48848-3

Matrix: Water | Lab File ID: UXR9526.D

Analysis Method: 8260C | Date Collected: 03/31/2015 12:38

Sample wt/vol: 5(mL) | Date Analyzed: 04/02/2015 17:03

Soil Aliquot Vol: | Dilution Factor: 1

Soil Extract Vol.: | GC Column: DB-624 ID: 0.18(mm)

% Moisture: | Level: (low/med) Low

Analysis Batch No.: 174872 | Units: ug/L

CAS NO.	COMPOUND NAME	RESULT	Q	RL	MDL
630-20-6	1,1,1,2-Tetrachloroethane	1.0	U	1.0	0.28
71-55-6	1,1,1-Trichloroethane	1.0	U	1.0	0.44
79-34-5	1,1,2,2-Tetrachloroethane	1.0	U	1.0	0.22
76-13-1	1,1,2-Trichloro-1,2,2-trichfluoroeth ane	1.0	U	1.0	0.45
75-34-3	1,1-Dichloroethane	1.0	U	1.0	0.30
75-35-4	1,1-Dichloroethene	1.0	U	1.0	0.45
563-58-6	1,1-Dichloropropene	1.0	U	1.0	0.42
87-61-6	1,2,3-Trichlorobenzene	1.0	U	1.0	0.37
96-18-4	1,2,3-Trichloropropane	1.0	U	1.0	0.44
526-73-8	1,2,3-Trimethylbenzene	5.0	U	5.0	0.47
120-82-1	1,2,4-Trichlorobenzene	1.0	U	1.0	0.32
95-63-6	1,2,4-Trimethylbenzene	1.0	U	1.0	0.41
96-12-8	1,2-Dibromo-3-Chloropropane	5.0	U	5.0	0.82
95-50-1	1,2-Dichlorobenzene	1.0	U	1.0	0.25
107-06-2	1,2-Dichloroethane	1.0	U	1.0	0.23
78-87-5	1,2-Dichloropropane	1.0	U	1.0	0.25
541-73-1	1,3-Dichlorobenzene	1.0	U	1.0	0.19
142-28-9	1,3-Dichloropropane	1.0	U	1.0	0.19
106-46-7	1,4-Dichlorobenzene	1.0	U	1.0	0.27
594-20-7	2,2-Dichloropropane	1.0	U	1.0	0.26
110-75-8	2-Chloroethyl vinyl ether	10	U	10	0.59
95-49-8	2-Chlorotoluene	1.0	U	1.0	0.40
591-78-6	2-Hexanone	5.0	U	5.0	0.48
108-86-1	Bromobenzene	1.0	U	1.0	0.35
74-97-5	Bromochloromethane	1.0	U	1.0	0.50
106-43-4	4-Chlorotoluene	1.0	U	1.0	0.29
99-87-6	p-Isopropyltoluene	1.0	U	1.0	0.43
67-64-1	Acetone	5.0	U	5.0	0.94
71-43-2	Benzene	1.0	U	1.0	0.35
75-25-2	Bromoform	1.0	U	1.0	0.56
74-83-9	Bromomethane	1.0	U	1.0	0.44
75-15-0	Carbon disulfide	1.0	U	1.0	0.38
56-23-5	Carbon tetrachloride	1.0	U	1.0	0.43
108-90-7	Chlorobenzene	1.0	U	1.0	0.25
75-00-3	Chloroethane	1.0	U	1.0	0.32

FORM I
GC/MS VOA ORGANICS ANALYSIS DATA SHEET

Lab Name: TestAmerica Canton | Job No.: 240-48848-1

SDG No.:

Client Sample ID: MSA-SW37C-033115 | Lab Sample ID: 240-48848-3

Matrix: Water | Lab File ID: UXR9526.D

Analysis Method: 8260C | Date Collected: 03/31/2015 12:38

Sample wt/vol: 5(mL) | Date Analyzed: 04/02/2015 17:03

Soil Aliquot Vol: | Dilution Factor: 1

Soil Extract Vol.: | GC Column: DB-624 ID: 0.18(mm)

% Moisture: | Level: (low/med) Low

Analysis Batch No.: 174872 | Units: ug/L

CAS NO.	COMPOUND NAME	RESULT	Q	RL	MDL
67-66-3	Chloroform	1.0	U	1.0	0.25
74-87-3	Chloromethane	1.0	U	1.0	0.44
156-59-2	cis-1,2-Dichloroethene	2.0		1.0	0.26
10061-01-5	cis-1,3-Dichloropropene	1.0	U	1.0	0.46
87-68-3	Hexachlorobutadiene	1.0	U	1.0	0.35
74-95-3	Dibromomethane	1.0	U	1.0	0.42
75-27-4	Bromodichloromethane	1.0	U	1.0	0.29
75-71-8	Dichlorodifluoromethane	1.0	U	1.0	0.32
100-41-4	Ethylbenzene	1.0	U	1.0	0.25
106-93-4	1,2-Dibromoethane	1.0	U	1.0	0.32
108-20-3	Diisopropyl ether	5.0	U	5.0	0.50
91-20-3	Naphthalene	1.0	U	1.0	0.45
179601-23-1	m-Xylene & p-Xylene	2.0	U	2.0	0.24
104-51-8	n-Butylbenzene	1.0	U	1.0	0.31
98-82-8	Isopropylbenzene	1.0	U	1.0	0.35
103-65-1	n-Propylbenzene	1.0	U	1.0	0.40
78-93-3	2-Butanone	5.0	U	5.0	0.53
108-10-1	4-Methyl-2-pentanone	5.0	U	5.0	0.99
135-98-8	sec-Butylbenzene	1.0	U	1.0	0.48
1634-04-4	Methyl tert-butyl ether	1.0	U	1.0	0.20
994-05-8	Tert-amyl-methyl ether (TAME)	5.0	U	5.0	0.30
75-09-2	Methylene Chloride	1.0	U	1.0	0.33
95-47-6	o-Xylene	1.0	U	1.0	0.25
100-42-5	Styrene	1.0	U	1.0	0.45
637-92-3	Ethyl-t-butyl ether (ETBE)	5.0	U	5.0	0.23
98-06-6	tert-Butylbenzene	1.0	U	1.0	0.41
127-18-4	Tetrachloroethene	1.0	U	1.0	0.31
108-88-3	Toluene	1.0	U	1.0	0.23
156-60-5	trans-1,2-Dichloroethene	1.0	U	1.0	0.30
10061-02-6	trans-1,3-Dichloropropene	1.0	U	1.0	0.56
79-01-6	Trichloroethene	3.9		1.0	0.22
75-69-4	Trichlorofluoromethane	1.0	U	1.0	0.49
108-05-4	Vinyl acetate	2.0	U	2.0	0.41
75-01-4	Vinyl chloride	1.5		0.50	0.29
75-65-0	tert-Butyl alcohol	20	U	20	4.9
1330-20-7	Xylenes, Total	2.0	U	2.0	0.52

FORM I
GC/MS VOA ORGANICS ANALYSIS DATA SHEET

Lab Name: TestAmerica Canton | Job No.: 240-48848-1

SDG No.:

Client Sample ID: MSA-SW37C-033115 | Lab Sample ID: 240-48848-3

Matrix: Water | Lab File ID: UXR9526.D

Analysis Method: 8260C | Date Collected: 03/31/2015 12:38

Sample wt/vol: 5(mL) | Date Analyzed: 04/02/2015 17:03

Soil Aliquot Vol: | Dilution Factor: 1

Soil Extract Vol.: | GC Column: DB-624 ID: 0.18(mm)

% Moisture: | Level: (low/med) Low

Analysis Batch No.: 174872 | Units: ug/L

CAS NO.	COMPOUND NAME	RESULT	Q	RL	MDL
124-48-1	Dibromochloromethane	1.0	U	1.0	0.43

CAS NO.	SURROGATE	%REC	Q	LIMITS
17060-07-0	1,2-Dichloroethane-d4 (Surr)	102		63-129
460-00-4	4-Bromofluorobenzene (Surr)	82		66-120
2037-26-5	Toluene-d8 (Surr)	92		74-120
1868-53-7	Dibromofluoromethane (Surr)	97		75-121

FORM I
GC/MS VOA ORGANICS ANALYSIS DATA SHEET
TENTATIVELY IDENTIFIED COMPOUNDS

Lab Name: TestAmerica Canton Job No.: 240-48848-1

SDG No.:

Client Sample ID: MSA-SW37C-033115 Lab Sample ID: 240-48848-3

Matrix: Water Lab File ID: UXR9526.D

Analysis Method: 8260C Date Collected: 03/31/2015 12:38

Sample wt/vol: 5(mL) Date Analyzed: 04/02/2015 17:03

Soil Aliquot Vol: Dilution Factor: 1

Soil Extract Vol.: GC Column: DB-624 ID: 0.18(mm)

% Moisture: Level: (low/med) Low

Analysis Batch No.: 174872 Units: ug/L

Number TICs Found: 0 TIC Result Total: 0

CAS NO.	COMPOUND NAME	RT	RESULT	Q
	Tentatively Identified Compound		None	

FORM I-TIC 8260C

FORM I
GC/MS VOA ORGANICS ANALYSIS DATA SHEET
TARGETED TENATIVELY IDENTIFIED COMPOUNDS

Lab Name: TestAmerica Canton Job No.: 240-48848-1

SDG No.:

Client Sample ID: MSA-SW37C-033115 Lab Sample ID: 240-48848-3

Matrix: Water Lab File ID: UXR9526.D

Analysis Method: 8260C Date Collected: 03/31/2015 12:38

Sample wt/vol: 5(mL) Date Analyzed: 04/02/2015 17:03

Soil Aliquot Vol: Dilution Factor: 1

Soil Extract Vol.: GC Column: DB-624 ID: 0.18(mm)

% Moisture: Level: (low/med) Low

Analysis Batch No.: 174872 Units: ug/L

CAS NO.	COMPOUND NAME	RT	RESULT	Q
75-45-6	Chlorodifluoromethane TIC		1.0	U

FORM I
GC/MS VOA ORGANICS ANALYSIS DATA SHEET

Lab Name: TestAmerica Canton | Job No.: 240-48848-1

SDG No.:

Client Sample ID: MSA-SW37D-033115 | Lab Sample ID: 240-48848-4

Matrix: Water | Lab File ID: UXR9527.D

Analysis Method: 8260C | Date Collected: 03/31/2015 12:43

Sample wt/vol: 5(mL) | Date Analyzed: 04/02/2015 17:25

Soil Aliquot Vol: | Dilution Factor: 1

Soil Extract Vol.: | GC Column: DB-624 ID: 0.18(mm)

% Moisture: | Level: (low/med) Low

Analysis Batch No.: 174872 | Units: ug/L

CAS NO.	COMPOUND NAME	RESULT	Q	RL	MDL
630-20-6	1,1,1,2-Tetrachloroethane	1.0	U	1.0	0.28
71-55-6	1,1,1-Trichloroethane	1.0	U	1.0	0.44
79-34-5	1,1,2,2-Tetrachloroethane	1.0	U	1.0	0.22
76-13-1	1,1,2-Trichloro-1,2,2-trichfluoroeth ane	1.0	U	1.0	0.45
75-34-3	1,1-Dichloroethane	1.0	U	1.0	0.30
75-35-4	1,1-Dichloroethene	1.0	U	1.0	0.45
563-58-6	1,1-Dichloropropene	1.0	U	1.0	0.42
87-61-6	1,2,3-Trichlorobenzene	1.0	U	1.0	0.37
96-18-4	1,2,3-Trichloropropane	1.0	U	1.0	0.44
526-73-8	1,2,3-Trimethylbenzene	5.0	U	5.0	0.47
120-82-1	1,2,4-Trichlorobenzene	1.0	U	1.0	0.32
95-63-6	1,2,4-Trimethylbenzene	1.0	U	1.0	0.41
96-12-8	1,2-Dibromo-3-Chloropropane	5.0	U	5.0	0.82
95-50-1	1,2-Dichlorobenzene	1.0	U	1.0	0.25
107-06-2	1,2-Dichloroethane	1.0	U	1.0	0.23
78-87-5	1,2-Dichloropropane	1.0	U	1.0	0.25
541-73-1	1,3-Dichlorobenzene	1.0	U	1.0	0.19
142-28-9	1,3-Dichloropropane	1.0	U	1.0	0.19
106-46-7	1,4-Dichlorobenzene	1.0	U	1.0	0.27
594-20-7	2,2-Dichloropropane	1.0	U	1.0	0.26
110-75-8	2-Chloroethyl vinyl ether	10	U	10	0.59
95-49-8	2-Chlorotoluene	1.0	U	1.0	0.40
591-78-6	2-Hexanone	5.0	U	5.0	0.48
108-86-1	Bromobenzene	1.0	U	1.0	0.35
74-97-5	Bromochloromethane	1.0	U	1.0	0.50
106-43-4	4-Chlorotoluene	1.0	U	1.0	0.29
99-87-6	p-Isopropyltoluene	1.0	U	1.0	0.43
67-64-1	Acetone	5.0	U	5.0	0.94
71-43-2	Benzene	1.0	U	1.0	0.35
75-25-2	Bromoform	1.0	U	1.0	0.56
74-83-9	Bromomethane	1.0	U	1.0	0.44
75-15-0	Carbon disulfide	1.0	U	1.0	0.38
56-23-5	Carbon tetrachloride	1.0	U	1.0	0.43
108-90-7	Chlorobenzene	1.0	U	1.0	0.25
75-00-3	Chloroethane	1.0	U	1.0	0.32

FORM I
GC/MS VOA ORGANICS ANALYSIS DATA SHEET

Lab Name: TestAmerica Canton | Job No.: 240-48848-1

SDG No.:

Client Sample ID: MSA-SW37D-033115 | Lab Sample ID: 240-48848-4

Matrix: Water | Lab File ID: UXR9527.D

Analysis Method: 8260C | Date Collected: 03/31/2015 12:43

Sample wt/vol: 5(mL) | Date Analyzed: 04/02/2015 17:25

Soil Aliquot Vol: | Dilution Factor: 1

Soil Extract Vol.: | GC Column: DB-624 ID: 0.18(mm)

% Moisture: | Level: (low/med) Low

Analysis Batch No.: 174872 | Units: ug/L

CAS NO.	COMPOUND NAME	RESULT	Q	RL	MDL
67-66-3	Chloroform	1.0	U	1.0	0.25
74-87-3	Chloromethane	1.0	U	1.0	0.44
156-59-2	cis-1,2-Dichloroethene	0.81	J	1.0	0.26
10061-01-5	cis-1,3-Dichloropropene	1.0	U	1.0	0.46
87-68-3	Hexachlorobutadiene	1.0	U	1.0	0.35
74-95-3	Dibromomethane	1.0	U	1.0	0.42
75-27-4	Bromodichloromethane	1.0	U	1.0	0.29
75-71-8	Dichlorodifluoromethane	1.0	U	1.0	0.32
100-41-4	Ethylbenzene	1.0	U	1.0	0.25
106-93-4	1,2-Dibromoethane	1.0	U	1.0	0.32
108-20-3	Diisopropyl ether	5.0	U	5.0	0.50
91-20-3	Naphthalene	1.0	U	1.0	0.45
179601-23-1	m-Xylene & p-Xylene	2.0	U	2.0	0.24
104-51-8	n-Butylbenzene	1.0	U	1.0	0.31
98-82-8	Isopropylbenzene	1.0	U	1.0	0.35
103-65-1	n-Propylbenzene	1.0	U	1.0	0.40
78-93-3	2-Butanone	5.0	U	5.0	0.53
108-10-1	4-Methyl-2-pentanone	5.0	U	5.0	0.99
135-98-8	sec-Butylbenzene	1.0	U	1.0	0.48
1634-04-4	Methyl tert-butyl ether	1.0	U	1.0	0.20
994-05-8	Tert-amyl-methyl ether (TAME)	5.0	U	5.0	0.30
75-09-2	Methylene Chloride	1.0	U	1.0	0.33
95-47-6	o-Xylene	1.0	U	1.0	0.25
100-42-5	Styrene	1.0	U	1.0	0.45
637-92-3	Ethyl-t-butyl ether (ETBE)	5.0	U	5.0	0.23
98-06-6	tert-Butylbenzene	1.0	U	1.0	0.41
127-18-4	Tetrachloroethene	1.0	U	1.0	0.31
108-88-3	Toluene	1.0	U	1.0	0.23
156-60-5	trans-1,2-Dichloroethene	1.0	U	1.0	0.30
10061-02-6	trans-1,3-Dichloropropene	1.0	U	1.0	0.56
79-01-6	Trichloroethene	1.2		1.0	0.22
75-69-4	Trichlorofluoromethane	1.0	U	1.0	0.49
108-05-4	Vinyl acetate	2.0	U	2.0	0.41
75-01-4	Vinyl chloride	0.47	J	0.50	0.29
75-65-0	tert-Butyl alcohol	20	U	20	4.9
1330-20-7	Xylenes, Total	2.0	U	2.0	0.52

FORM I
GC/MS VOA ORGANICS ANALYSIS DATA SHEET

Lab Name: TestAmerica Canton | Job No.: 240-48848-1

SDG No.:

Client Sample ID: MSA-SW37D-033115 | Lab Sample ID: 240-48848-4

Matrix: Water | Lab File ID: UXR9527.D

Analysis Method: 8260C | Date Collected: 03/31/2015 12:43

Sample wt/vol: 5(mL) | Date Analyzed: 04/02/2015 17:25

Soil Aliquot Vol: | Dilution Factor: 1

Soil Extract Vol.: | GC Column: DB-624 ID: 0.18(mm)

% Moisture: | Level: (low/med) Low

Analysis Batch No.: 174872 | Units: ug/L

CAS NO.	COMPOUND NAME	RESULT	Q	RL	MDL
124-48-1	Dibromochloromethane	1.0	U	1.0	0.43

CAS NO.	SURROGATE	%REC	Q	LIMITS
17060-07-0	1,2-Dichloroethane-d4 (Surr)	106		63-129
460-00-4	4-Bromofluorobenzene (Surr)	82		66-120
2037-26-5	Toluene-d8 (Surr)	92		74-120
1868-53-7	Dibromofluoromethane (Surr)	98		75-121

FORM I
GC/MS VOA ORGANICS ANALYSIS DATA SHEET
TENTATIVELY IDENTIFIED COMPOUNDS

Lab Name: TestAmerica Canton Job No.: 240-48848-1

SDG No.:

Client Sample ID: MSA-SW37D-033115 Lab Sample ID: 240-48848-4

Matrix: Water Lab File ID: UXR9527.D

Analysis Method: 8260C Date Collected: 03/31/2015 12:43

Sample wt/vol: 5(mL) Date Analyzed: 04/02/2015 17:25

Soil Aliquot Vol: Dilution Factor: 1

Soil Extract Vol.: GC Column: DB-624 ID: 0.18(mm)

% Moisture: Level: (low/med) Low

Analysis Batch No.: 174872 Units: ug/L

Number TICs Found: 0 TIC Result Total: 0

CAS NO.	COMPOUND NAME	RT	RESULT	Q
	Tentatively Identified Compound		None	

FORM I-TIC 8260C

FORM I
GC/MS VOA ORGANICS ANALYSIS DATA SHEET
TARGETED TENATIVELY IDENTIFIED COMPOUNDS

Lab Name: TestAmerica Canton Job No.: 240-48848-1

SDG No.:

Client Sample ID: MSA-SW37D-033115 Lab Sample ID: 240-48848-4

Matrix: Water Lab File ID: UXR9527.D

Analysis Method: 8260C Date Collected: 03/31/2015 12:43

Sample wt/vol: 5(mL) Date Analyzed: 04/02/2015 17:25

Soil Aliquot Vol: Dilution Factor: 1

Soil Extract Vol.: GC Column: DB-624 ID: 0.18(mm)

% Moisture: Level: (low/med) Low

Analysis Batch No.: 174872 Units: ug/L

CAS NO.	COMPOUND NAME	RT	RESULT	Q
75-45-6	Chlorodifluoromethane TIC		1.0	U

FORM I
GC/MS VOA ORGANICS ANALYSIS DATA SHEET

Lab Name: TestAmerica Canton | Job No.: 240-48848-1

SDG No.:

Client Sample ID: MSA-SW38A-033115 | Lab Sample ID: 240-48848-5

Matrix: Water | Lab File ID: UXR9528.D

Analysis Method: 8260C | Date Collected: 03/31/2015 11:34

Sample wt/vol: 5(mL) | Date Analyzed: 04/02/2015 17:48

Soil Aliquot Vol: | Dilution Factor: 1

Soil Extract Vol.: | GC Column: DB-624 ID: 0.18(mm)

% Moisture: | Level: (low/med) Low

Analysis Batch No.: 174872 | Units: ug/L

CAS NO.	COMPOUND NAME	RESULT	Q	RL	MDL
630-20-6	1,1,1,2-Tetrachloroethane	1.0	U	1.0	0.28
71-55-6	1,1,1-Trichloroethane	1.0	U	1.0	0.44
79-34-5	1,1,2,2-Tetrachloroethane	1.0	U	1.0	0.22
76-13-1	1,1,2-Trichloro-1,2,2-trichfluoroeth ane	1.0	U	1.0	0.45
75-34-3	1,1-Dichloroethane	1.0	U	1.0	0.30
75-35-4	1,1-Dichloroethene	1.0	U	1.0	0.45
563-58-6	1,1-Dichloropropene	1.0	U	1.0	0.42
87-61-6	1,2,3-Trichlorobenzene	1.0	U	1.0	0.37
96-18-4	1,2,3-Trichloropropane	1.0	U	1.0	0.44
526-73-8	1,2,3-Trimethylbenzene	5.0	U	5.0	0.47
120-82-1	1,2,4-Trichlorobenzene	1.0	U	1.0	0.32
95-63-6	1,2,4-Trimethylbenzene	1.0	U	1.0	0.41
96-12-8	1,2-Dibromo-3-Chloropropane	5.0	U	5.0	0.82
95-50-1	1,2-Dichlorobenzene	1.0	U	1.0	0.25
107-06-2	1,2-Dichloroethane	1.0	U	1.0	0.23
78-87-5	1,2-Dichloropropane	1.0	U	1.0	0.25
541-73-1	1,3-Dichlorobenzene	1.0	U	1.0	0.19
142-28-9	1,3-Dichloropropane	1.0	U	1.0	0.19
106-46-7	1,4-Dichlorobenzene	0.46	J	1.0	0.27
594-20-7	2,2-Dichloropropane	1.0	U	1.0	0.26
110-75-8	2-Chloroethyl vinyl ether	10	U	10	0.59
95-49-8	2-Chlorotoluene	1.0	U	1.0	0.40
591-78-6	2-Hexanone	5.0	U	5.0	0.48
108-86-1	Bromobenzene	1.0	U	1.0	0.35
74-97-5	Bromochloromethane	1.0	U	1.0	0.50
106-43-4	4-Chlorotoluene	1.0	U	1.0	0.29
99-87-6	p-Isopropyltoluene	1.0	U	1.0	0.43
67-64-1	Acetone	5.0	U	5.0	0.94
71-43-2	Benzene	1.0	U	1.0	0.35
75-25-2	Bromoform	1.0	U	1.0	0.56
74-83-9	Bromomethane	1.0	U	1.0	0.44
75-15-0	Carbon disulfide	1.0	U	1.0	0.38
56-23-5	Carbon tetrachloride	1.0	U	1.0	0.43
108-90-7	Chlorobenzene	1.0	U	1.0	0.25
75-00-3	Chloroethane	1.0	U	1.0	0.32

FORM I
GC/MS VOA ORGANICS ANALYSIS DATA SHEET

Lab Name: TestAmerica Canton | Job No.: 240-48848-1

SDG No.:

Client Sample ID: MSA-SW38A-033115 | Lab Sample ID: 240-48848-5

Matrix: Water | Lab File ID: UXR9528.D

Analysis Method: 8260C | Date Collected: 03/31/2015 11:34

Sample wt/vol: 5(mL) | Date Analyzed: 04/02/2015 17:48

Soil Aliquot Vol: | Dilution Factor: 1

Soil Extract Vol.: | GC Column: DB-624 ID: 0.18(mm)

% Moisture: | Level: (low/med) Low

Analysis Batch No.: 174872 | Units: ug/L

CAS NO.	COMPOUND NAME	RESULT	Q	RL	MDL
67-66-3	Chloroform	1.0	U	1.0	0.25
74-87-3	Chloromethane	1.0	U	1.0	0.44
156-59-2	cis-1,2-Dichloroethene	21		1.0	0.26
10061-01-5	cis-1,3-Dichloropropene	1.0	U	1.0	0.46
87-68-3	Hexachlorobutadiene	1.0	U	1.0	0.35
74-95-3	Dibromomethane	1.0	U	1.0	0.42
75-27-4	Bromodichloromethane	1.0	U	1.0	0.29
75-71-8	Dichlorodifluoromethane	1.0	U	1.0	0.32
100-41-4	Ethylbenzene	0.38	J	1.0	0.25
106-93-4	1,2-Dibromoethane	1.0	U	1.0	0.32
108-20-3	Diisopropyl ether	5.0	U	5.0	0.50
91-20-3	Naphthalene	1.0	U	1.0	0.45
179601-23-1	m-Xylene & p-Xylene	2.2		2.0	0.24
104-51-8	n-Butylbenzene	1.0	U	1.0	0.31
98-82-8	Isopropylbenzene	1.0	U	1.0	0.35
103-65-1	n-Propylbenzene	1.0	U	1.0	0.40
78-93-3	2-Butanone	5.0	U	5.0	0.53
108-10-1	4-Methyl-2-pentanone	5.0	U	5.0	0.99
135-98-8	sec-Butylbenzene	1.0	U	1.0	0.48
1634-04-4	Methyl tert-butyl ether	1.0	U	1.0	0.20
994-05-8	Tert-amyl-methyl ether (TAME)	5.0	U	5.0	0.30
75-09-2	Methylene Chloride	1.0	U	1.0	0.33
95-47-6	o-Xylene	0.34	J	1.0	0.25
100-42-5	Styrene	1.0	U	1.0	0.45
637-92-3	Ethyl-t-butyl ether (ETBE)	5.0	U	5.0	0.23
98-06-6	tert-Butylbenzene	1.0	U	1.0	0.41
127-18-4	Tetrachloroethene	1.0	U	1.0	0.31
108-88-3	Toluene	0.24	J	1.0	0.23
156-60-5	trans-1,2-Dichloroethene	1.0	U	1.0	0.30
10061-02-6	trans-1,3-Dichloropropene	1.0	U	1.0	0.56
79-01-6	Trichloroethene	28		1.0	0.22
75-69-4	Trichlorofluoromethane	1.0	U	1.0	0.49
108-05-4	Vinyl acetate	2.0	U	2.0	0.41
75-01-4	Vinyl chloride	4.6		0.50	0.29
75-65-0	tert-Butyl alcohol	20	U	20	4.9
1330-20-7	Xylenes, Total	2.5		2.0	0.52

FORM I
GC/MS VOA ORGANICS ANALYSIS DATA SHEET

Lab Name: TestAmerica Canton | Job No.: 240-48848-1

SDG No.:

Client Sample ID: MSA-SW38A-033115 | Lab Sample ID: 240-48848-5

Matrix: Water | Lab File ID: UXR9528.D

Analysis Method: 8260C | Date Collected: 03/31/2015 11:34

Sample wt/vol: 5(mL) | Date Analyzed: 04/02/2015 17:48

Soil Aliquot Vol: | Dilution Factor: 1

Soil Extract Vol.: | GC Column: DB-624 ID: 0.18(mm)

% Moisture: | Level: (low/med) Low

Analysis Batch No.: 174872 | Units: ug/L

CAS NO.	COMPOUND NAME	RESULT	Q	RL	MDL
124-48-1	Dibromochloromethane	1.0	U	1.0	0.43

CAS NO.	SURROGATE	%REC	Q	LIMITS
17060-07-0	1,2-Dichloroethane-d4 (Surr)	101		63-129
460-00-4	4-Bromofluorobenzene (Surr)	86		66-120
2037-26-5	Toluene-d8 (Surr)	94		74-120
1868-53-7	Dibromofluoromethane (Surr)	96		75-121

FORM I
GC/MS VOA ORGANICS ANALYSIS DATA SHEET
TENTATIVELY IDENTIFIED COMPOUNDS

Lab Name: TestAmerica Canton Job No.: 240-48848-1

SDG No.:

Client Sample ID: MSA-SW38A-033115 Lab Sample ID: 240-48848-5

Matrix: Water Lab File ID: UXR9528.D

Analysis Method: 8260C Date Collected: 03/31/2015 11:34

Sample wt/vol: 5(mL) Date Analyzed: 04/02/2015 17:48

Soil Aliquot Vol: Dilution Factor: 1

Soil Extract Vol.: GC Column: DB-624 ID: 0.18(mm)

% Moisture: Level: (low/med) Low

Analysis Batch No.: 174872 Units: ug/L

Number TICs Found: 0 TIC Result Total: 0

CAS NO.	COMPOUND NAME	RT	RESULT	Q
	Tentatively Identified Compound		None	

FORM I-TIC 8260C

FORM I
GC/MS VOA ORGANICS ANALYSIS DATA SHEET
TARGETED TENATIVELY IDENTIFIED COMPOUNDS

Lab Name: TestAmerica Canton Job No.: 240-48848-1

SDG No.:

Client Sample ID: MSA-SW38A-033115 Lab Sample ID: 240-48848-5

Matrix: Water Lab File ID: UXR9528.D

Analysis Method: 8260C Date Collected: 03/31/2015 11:34

Sample wt/vol: 5(mL) Date Analyzed: 04/02/2015 17:48

Soil Aliquot Vol: Dilution Factor: 1

Soil Extract Vol.: GC Column: DB-624 ID: 0.18(mm)

% Moisture: Level: (low/med) Low

Analysis Batch No.: 174872 Units: ug/L

CAS NO.	COMPOUND NAME	RT	RESULT	Q
75-45-6	Chlorodifluoromethane TIC		1.0	U

FORM I-TIC 8260C

FORM I
GC/MS VOA ORGANICS ANALYSIS DATA SHEET

Lab Name: TestAmerica Canton | Job No.: 240-48848-1

SDG No.:

Client Sample ID: MSA-SW38B-033115 | Lab Sample ID: 240-48848-6

Matrix: Water | Lab File ID: UXR9529.D

Analysis Method: 8260C | Date Collected: 03/31/2015 11:40

Sample wt/vol: 5(mL) | Date Analyzed: 04/02/2015 18:11

Soil Aliquot Vol: | Dilution Factor: 1

Soil Extract Vol.: | GC Column: DB-624 ID: 0.18(mm)

% Moisture: | Level: (low/med) Low

Analysis Batch No.: 174872 | Units: ug/L

CAS NO.	COMPOUND NAME	RESULT	Q	RL	MDL
630-20-6	1,1,1,2-Tetrachloroethane	1.0	U	1.0	0.28
71-55-6	1,1,1-Trichloroethane	1.0	U	1.0	0.44
79-34-5	1,1,2,2-Tetrachloroethane	1.0	U	1.0	0.22
76-13-1	1,1,2-Trichloro-1,2,2-trichfluoroeth ane	1.0	U	1.0	0.45
75-34-3	1,1-Dichloroethane	1.0	U	1.0	0.30
75-35-4	1,1-Dichloroethene	1.0	U	1.0	0.45
563-58-6	1,1-Dichloropropene	1.0	U	1.0	0.42
87-61-6	1,2,3-Trichlorobenzene	1.0	U	1.0	0.37
96-18-4	1,2,3-Trichloropropane	1.0	U	1.0	0.44
526-73-8	1,2,3-Trimethylbenzene	5.0	U	5.0	0.47
120-82-1	1,2,4-Trichlorobenzene	1.0	U	1.0	0.32
95-63-6	1,2,4-Trimethylbenzene	1.0	U	1.0	0.41
96-12-8	1,2-Dibromo-3-Chloropropane	5.0	U	5.0	0.82
95-50-1	1,2-Dichlorobenzene	1.0	U	1.0	0.25
107-06-2	1,2-Dichloroethane	1.0	U	1.0	0.23
78-87-5	1,2-Dichloropropane	1.0	U	1.0	0.25
541-73-1	1,3-Dichlorobenzene	1.0	U	1.0	0.19
142-28-9	1,3-Dichloropropane	1.0	U	1.0	0.19
106-46-7	1,4-Dichlorobenzene	1.0	U	1.0	0.27
594-20-7	2,2-Dichloropropane	1.0	U	1.0	0.26
110-75-8	2-Chloroethyl vinyl ether	10	U	10	0.59
95-49-8	2-Chlorotoluene	1.0	U	1.0	0.40
591-78-6	2-Hexanone	5.0	U	5.0	0.48
108-86-1	Bromobenzene	1.0	U	1.0	0.35
74-97-5	Bromochloromethane	1.0	U	1.0	0.50
106-43-4	4-Chlorotoluene	1.0	U	1.0	0.29
99-87-6	p-Isopropyltoluene	1.0	U	1.0	0.43
67-64-1	Acetone	5.0	U	5.0	0.94
71-43-2	Benzene	1.0	U	1.0	0.35
75-25-2	Bromoform	1.0	U	1.0	0.56
74-83-9	Bromomethane	1.0	U	1.0	0.44
75-15-0	Carbon disulfide	1.0	U	1.0	0.38
56-23-5	Carbon tetrachloride	1.0	U	1.0	0.43
108-90-7	Chlorobenzene	1.0	U	1.0	0.25
75-00-3	Chloroethane	1.0	U	1.0	0.32

FORM I
GC/MS VOA ORGANICS ANALYSIS DATA SHEET

Lab Name: TestAmerica Canton | Job No.: 240-48848-1

SDG No.:

Client Sample ID: MSA-SW38B-033115 | Lab Sample ID: 240-48848-6

Matrix: Water | Lab File ID: UXR9529.D

Analysis Method: 8260C | Date Collected: 03/31/2015 11:40

Sample wt/vol: 5(mL) | Date Analyzed: 04/02/2015 18:11

Soil Aliquot Vol: | Dilution Factor: 1

Soil Extract Vol.: | GC Column: DB-624 ID: 0.18(mm)

% Moisture: | Level: (low/med) Low

Analysis Batch No.: 174872 | Units: ug/L

CAS NO.	COMPOUND NAME	RESULT	Q	RL	MDL
67-66-3	Chloroform	1.0	U	1.0	0.25
74-87-3	Chloromethane	1.0	U	1.0	0.44
156-59-2	cis-1,2-Dichloroethene	6.4		1.0	0.26
10061-01-5	cis-1,3-Dichloropropene	1.0	U	1.0	0.46
87-68-3	Hexachlorobutadiene	1.0	U	1.0	0.35
74-95-3	Dibromomethane	1.0	U	1.0	0.42
75-27-4	Bromodichloromethane	1.0	U	1.0	0.29
75-71-8	Dichlorodifluoromethane	1.0	U	1.0	0.32
100-41-4	Ethylbenzene	1.0	U	1.0	0.25
106-93-4	1,2-Dibromoethane	1.0	U	1.0	0.32
108-20-3	Diisopropyl ether	5.0	U	5.0	0.50
91-20-3	Naphthalene	1.0	U	1.0	0.45
179601-23-1	m-Xylene & p-Xylene	0.82	J	2.0	0.24
104-51-8	n-Butylbenzene	1.0	U	1.0	0.31
98-82-8	Isopropylbenzene	1.0	U	1.0	0.35
103-65-1	n-Propylbenzene	1.0	U	1.0	0.40
78-93-3	2-Butanone	5.0	U	5.0	0.53
108-10-1	4-Methyl-2-pentanone	5.0	U	5.0	0.99
135-98-8	sec-Butylbenzene	1.0	U	1.0	0.48
1634-04-4	Methyl tert-butyl ether	1.0	U	1.0	0.20
994-05-8	Tert-amyl-methyl ether (TAME)	5.0	U	5.0	0.30
75-09-2	Methylene Chloride	1.0	U	1.0	0.33
95-47-6	o-Xylene	0.26	J	1.0	0.25
100-42-5	Styrene	1.0	U	1.0	0.45
637-92-3	Ethyl-t-butyl ether (ETBE)	5.0	U	5.0	0.23
98-06-6	tert-Butylbenzene	1.0	U	1.0	0.41
127-18-4	Tetrachloroethene	1.0	U	1.0	0.31
108-88-3	Toluene	1.1		1.0	0.23
156-60-5	trans-1,2-Dichloroethene	1.0	U	1.0	0.30
10061-02-6	trans-1,3-Dichloropropene	1.0	U	1.0	0.56
79-01-6	Trichloroethene	18		1.0	0.22
75-69-4	Trichlorofluoromethane	1.0	U	1.0	0.49
108-05-4	Vinyl acetate	2.0	U	2.0	0.41
75-01-4	Vinyl chloride	2.4		0.50	0.29
75-65-0	tert-Butyl alcohol	20	U	20	4.9
1330-20-7	Xylenes, Total	1.1	J	2.0	0.52

FORM I
GC/MS VOA ORGANICS ANALYSIS DATA SHEET

Lab Name: TestAmerica Canton | Job No.: 240-48848-1

SDG No.:

Client Sample ID: MSA-SW38B-033115 | Lab Sample ID: 240-48848-6

Matrix: Water | Lab File ID: UXR9529.D

Analysis Method: 8260C | Date Collected: 03/31/2015 11:40

Sample wt/vol: 5(mL) | Date Analyzed: 04/02/2015 18:11

Soil Aliquot Vol: | Dilution Factor: 1

Soil Extract Vol.: | GC Column: DB-624 ID: 0.18(mm)

% Moisture: | Level: (low/med) Low

Analysis Batch No.: 174872 | Units: ug/L

CAS NO.	COMPOUND NAME	RESULT	Q	RL	MDL
124-48-1	Dibromochloromethane	1.0	U	1.0	0.43

CAS NO.	SURROGATE	%REC	Q	LIMITS
17060-07-0	1,2-Dichloroethane-d4 (Surr)	101		63-129
460-00-4	4-Bromofluorobenzene (Surr)	82		66-120
2037-26-5	Toluene-d8 (Surr)	93		74-120
1868-53-7	Dibromofluoromethane (Surr)	97		75-121

FORM I
GC/MS VOA ORGANICS ANALYSIS DATA SHEET
TENTATIVELY IDENTIFIED COMPOUNDS

Lab Name: TestAmerica Canton Job No.: 240-48848-1

SDG No.:

Client Sample ID: MSA-SW38B-033115 Lab Sample ID: 240-48848-6

Matrix: Water Lab File ID: UXR9529.D

Analysis Method: 8260C Date Collected: 03/31/2015 11:40

Sample wt/vol: 5(mL) Date Analyzed: 04/02/2015 18:11

Soil Aliquot Vol: Dilution Factor: 1

Soil Extract Vol.: GC Column: DB-624 ID: 0.18(mm)

% Moisture: Level: (low/med) Low

Analysis Batch No.: 174872 Units: ug/L

Number TICs Found: 0 TIC Result Total: 0

CAS NO.	COMPOUND NAME	RT	RESULT	Q
	Tentatively Identified Compound		None	

FORM I-TIC 8260C

FORM I
GC/MS VOA ORGANICS ANALYSIS DATA SHEET
TARGETED TENATIVELY IDENTIFIED COMPOUNDS

Lab Name: TestAmerica Canton Job No.: 240-48848-1

SDG No.:

Client Sample ID: MSA-SW38B-033115 Lab Sample ID: 240-48848-6

Matrix: Water Lab File ID: UXR9529.D

Analysis Method: 8260C Date Collected: 03/31/2015 11:40

Sample wt/vol: 5(mL) Date Analyzed: 04/02/2015 18:11

Soil Aliquot Vol: Dilution Factor: 1

Soil Extract Vol.: GC Column: DB-624 ID: 0.18(mm)

% Moisture: Level: (low/med) Low

Analysis Batch No.: 174872 Units: ug/L

CAS NO.	COMPOUND NAME	RT	RESULT	Q
75-45-6	Chlorodifluoromethane TIC		1.0	U

FORM I-TIC 8260C

FORM I
GC/MS VOA ORGANICS ANALYSIS DATA SHEET

Lab Name: TestAmerica Canton | Job No.: 240-48848-1

SDG No.:

Client Sample ID: MSA-SW38C-033115 | Lab Sample ID: 240-48848-7

Matrix: Water | Lab File ID: UXR9530.D

Analysis Method: 8260C | Date Collected: 03/31/2015 11:42

Sample wt/vol: 5(mL) | Date Analyzed: 04/02/2015 18:33

Soil Aliquot Vol: | Dilution Factor: 1

Soil Extract Vol.: | GC Column: DB-624 ID: 0.18(mm)

% Moisture: | Level: (low/med) Low

Analysis Batch No.: 174872 | Units: ug/L

CAS NO.	COMPOUND NAME	RESULT	Q	RL	MDL
630-20-6	1,1,1,2-Tetrachloroethane	1.0	U	1.0	0.28
71-55-6	1,1,1-Trichloroethane	1.0	U	1.0	0.44
79-34-5	1,1,2,2-Tetrachloroethane	1.0	U	1.0	0.22
76-13-1	1,1,2-Trichloro-1,2,2-trichfluoroeth ane	1.0	U	1.0	0.45
75-34-3	1,1-Dichloroethane	1.0	U	1.0	0.30
75-35-4	1,1-Dichloroethene	1.0	U	1.0	0.45
563-58-6	1,1-Dichloropropene	1.0	U	1.0	0.42
87-61-6	1,2,3-Trichlorobenzene	1.0	U	1.0	0.37
96-18-4	1,2,3-Trichloropropane	1.0	U	1.0	0.44
526-73-8	1,2,3-Trimethylbenzene	5.0	U	5.0	0.47
120-82-1	1,2,4-Trichlorobenzene	1.0	U	1.0	0.32
95-63-6	1,2,4-Trimethylbenzene	1.0	U	1.0	0.41
96-12-8	1,2-Dibromo-3-Chloropropane	5.0	U	5.0	0.82
95-50-1	1,2-Dichlorobenzene	1.0	U	1.0	0.25
107-06-2	1,2-Dichloroethane	1.0	U	1.0	0.23
78-87-5	1,2-Dichloropropane	1.0	U	1.0	0.25
541-73-1	1,3-Dichlorobenzene	1.0	U	1.0	0.19
142-28-9	1,3-Dichloropropane	1.0	U	1.0	0.19
106-46-7	1,4-Dichlorobenzene	1.0	U	1.0	0.27
594-20-7	2,2-Dichloropropane	1.0	U	1.0	0.26
110-75-8	2-Chloroethyl vinyl ether	10	U	10	0.59
95-49-8	2-Chlorotoluene	1.0	U	1.0	0.40
591-78-6	2-Hexanone	5.0	U	5.0	0.48
108-86-1	Bromobenzene	1.0	U	1.0	0.35
74-97-5	Bromochloromethane	1.0	U	1.0	0.50
106-43-4	4-Chlorotoluene	1.0	U	1.0	0.29
99-87-6	p-Isopropyltoluene	1.0	U	1.0	0.43
67-64-1	Acetone	5.0	U	5.0	0.94
71-43-2	Benzene	1.0	U	1.0	0.35
75-25-2	Bromoform	1.0	U	1.0	0.56
74-83-9	Bromomethane	1.0	U	1.0	0.44
75-15-0	Carbon disulfide	1.0	U	1.0	0.38
56-23-5	Carbon tetrachloride	1.0	U	1.0	0.43
108-90-7	Chlorobenzene	1.0	U	1.0	0.25
75-00-3	Chloroethane	1.0	U	1.0	0.32

FORM I
GC/MS VOA ORGANICS ANALYSIS DATA SHEET

Lab Name: TestAmerica Canton | Job No.: 240-48848-1

SDG No.:

Client Sample ID: MSA-SW38C-033115 | Lab Sample ID: 240-48848-7

Matrix: Water | Lab File ID: UXR9530.D

Analysis Method: 8260C | Date Collected: 03/31/2015 11:42

Sample wt/vol: 5(mL) | Date Analyzed: 04/02/2015 18:33

Soil Aliquot Vol: | Dilution Factor: 1

Soil Extract Vol.: | GC Column: DB-624 ID: 0.18(mm)

% Moisture: | Level: (low/med) Low

Analysis Batch No.: 174872 | Units: ug/L

CAS NO.	COMPOUND NAME	RESULT	Q	RL	MDL
67-66-3	Chloroform	1.0	U	1.0	0.25
74-87-3	Chloromethane	1.0	U	1.0	0.44
156-59-2	cis-1,2-Dichloroethene	2.1		1.0	0.26
10061-01-5	cis-1,3-Dichloropropene	1.0	U	1.0	0.46
87-68-3	Hexachlorobutadiene	1.0	U	1.0	0.35
74-95-3	Dibromomethane	1.0	U	1.0	0.42
75-27-4	Bromodichloromethane	1.0	U	1.0	0.29
75-71-8	Dichlorodifluoromethane	1.0	U	1.0	0.32
100-41-4	Ethylbenzene	1.0	U	1.0	0.25
106-93-4	1,2-Dibromoethane	1.0	U	1.0	0.32
108-20-3	Diisopropyl ether	5.0	U	5.0	0.50
91-20-3	Naphthalene	1.0	U	1.0	0.45
179601-23-1	m-Xylene & p-Xylene	2.0	U	2.0	0.24
104-51-8	n-Butylbenzene	1.0	U	1.0	0.31
98-82-8	Isopropylbenzene	1.0	U	1.0	0.35
103-65-1	n-Propylbenzene	1.0	U	1.0	0.40
78-93-3	2-Butanone	5.0	U	5.0	0.53
108-10-1	4-Methyl-2-pentanone	5.0	U	5.0	0.99
135-98-8	sec-Butylbenzene	1.0	U	1.0	0.48
1634-04-4	Methyl tert-butyl ether	1.0	U	1.0	0.20
994-05-8	Tert-amyl-methyl ether (TAME)	5.0	U	5.0	0.30
75-09-2	Methylene Chloride	1.0	U	1.0	0.33
95-47-6	o-Xylene	1.0	U	1.0	0.25
100-42-5	Styrene	1.0	U	1.0	0.45
637-92-3	Ethyl-t-butyl ether (ETBE)	5.0	U	5.0	0.23
98-06-6	tert-Butylbenzene	1.0	U	1.0	0.41
127-18-4	Tetrachloroethene	1.0	U	1.0	0.31
108-88-3	Toluene	1.0	U	1.0	0.23
156-60-5	trans-1,2-Dichloroethene	1.0	U	1.0	0.30
10061-02-6	trans-1,3-Dichloropropene	1.0	U	1.0	0.56
79-01-6	Trichloroethene	5.7		1.0	0.22
75-69-4	Trichlorofluoromethane	1.0	U	1.0	0.49
108-05-4	Vinyl acetate	2.0	U	2.0	0.41
75-01-4	Vinyl chloride	0.86		0.50	0.29
75-65-0	tert-Butyl alcohol	20	U	20	4.9
1330-20-7	Xylenes, Total	2.0	U	2.0	0.52

FORM I
GC/MS VOA ORGANICS ANALYSIS DATA SHEET

Lab Name: TestAmerica Canton | Job No.: 240-48848-1

SDG No.:

Client Sample ID: MSA-SW38C-033115 | Lab Sample ID: 240-48848-7

Matrix: Water | Lab File ID: UXR9530.D

Analysis Method: 8260C | Date Collected: 03/31/2015 11:42

Sample wt/vol: 5(mL) | Date Analyzed: 04/02/2015 18:33

Soil Aliquot Vol: | Dilution Factor: 1

Soil Extract Vol.: | GC Column: DB-624 ID: 0.18(mm)

% Moisture: | Level: (low/med) Low

Analysis Batch No.: 174872 | Units: ug/L

CAS NO.	COMPOUND NAME	RESULT	Q	RL	MDL
124-48-1	Dibromochloromethane	1.0	U	1.0	0.43

CAS NO.	SURROGATE	%REC	Q	LIMITS
17060-07-0	1,2-Dichloroethane-d4 (Surr)	101		63-129
460-00-4	4-Bromofluorobenzene (Surr)	79		66-120
2037-26-5	Toluene-d8 (Surr)	93		74-120
1868-53-7	Dibromofluoromethane (Surr)	95		75-121

FORM I
GC/MS VOA ORGANICS ANALYSIS DATA SHEET
TENTATIVELY IDENTIFIED COMPOUNDS

Lab Name: TestAmerica Canton Job No.: 240-48848-1

SDG No.:

Client Sample ID: MSA-SW38C-033115 Lab Sample ID: 240-48848-7

Matrix: Water Lab File ID: UXR9530.D

Analysis Method: 8260C Date Collected: 03/31/2015 11:42

Sample wt/vol: 5(mL) Date Analyzed: 04/02/2015 18:33

Soil Aliquot Vol: Dilution Factor: 1

Soil Extract Vol.: GC Column: DB-624 ID: 0.18(mm)

% Moisture: Level: (low/med) Low

Analysis Batch No.: 174872 Units: ug/L

Number TICs Found: 0 TIC Result Total: 0

CAS NO.	COMPOUND NAME	RT	RESULT	Q
	Tentatively Identified Compound		None	

FORM I
GC/MS VOA ORGANICS ANALYSIS DATA SHEET
TARGETED TENATIVELY IDENTIFIED COMPOUNDS

Lab Name: TestAmerica Canton Job No.: 240-48848-1

SDG No.:

Client Sample ID: MSA-SW38C-033115 Lab Sample ID: 240-48848-7

Matrix: Water Lab File ID: UXR9530.D

Analysis Method: 8260C Date Collected: 03/31/2015 11:42

Sample wt/vol: 5(mL) Date Analyzed: 04/02/2015 18:33

Soil Aliquot Vol: Dilution Factor: 1

Soil Extract Vol.: GC Column: DB-624 ID: 0.18(mm)

% Moisture: Level: (low/med) Low

Analysis Batch No.: 174872 Units: ug/L

CAS NO.	COMPOUND NAME	RT	RESULT	Q
75-45-6	Chlorodifluoromethane TIC		1.0	U

FORM I
GC/MS VOA ORGANICS ANALYSIS DATA SHEET

Lab Name: TestAmerica Canton | Job No.: 240-48848-1

SDG No.:

Client Sample ID: MSA-SW38D-033115 | Lab Sample ID: 240-48848-8

Matrix: Water | Lab File ID: UXR9531.D

Analysis Method: 8260C | Date Collected: 03/31/2015 11:48

Sample wt/vol: 5(mL) | Date Analyzed: 04/02/2015 18:56

Soil Aliquot Vol: | Dilution Factor: 1

Soil Extract Vol.: | GC Column: DB-624 ID: 0.18(mm)

% Moisture: | Level: (low/med) Low

Analysis Batch No.: 174872 | Units: ug/L

CAS NO.	COMPOUND NAME	RESULT	Q	RL	MDL
630-20-6	1,1,1,2-Tetrachloroethane	1.0	U	1.0	0.28
71-55-6	1,1,1-Trichloroethane	1.0	U	1.0	0.44
79-34-5	1,1,2,2-Tetrachloroethane	1.0	U	1.0	0.22
76-13-1	1,1,2-Trichloro-1,2,2-trichfluoroeth ane	1.0	U	1.0	0.45
75-34-3	1,1-Dichloroethane	1.0	U	1.0	0.30
75-35-4	1,1-Dichloroethene	1.0	U	1.0	0.45
563-58-6	1,1-Dichloropropene	1.0	U	1.0	0.42
87-61-6	1,2,3-Trichlorobenzene	1.0	U	1.0	0.37
96-18-4	1,2,3-Trichloropropane	1.0	U	1.0	0.44
526-73-8	1,2,3-Trimethylbenzene	5.0	U	5.0	0.47
120-82-1	1,2,4-Trichlorobenzene	1.0	U	1.0	0.32
95-63-6	1,2,4-Trimethylbenzene	1.0	U	1.0	0.41
96-12-8	1,2-Dibromo-3-Chloropropane	5.0	U	5.0	0.82
95-50-1	1,2-Dichlorobenzene	1.0	U	1.0	0.25
107-06-2	1,2-Dichloroethane	1.0	U	1.0	0.23
78-87-5	1,2-Dichloropropane	1.0	U	1.0	0.25
541-73-1	1,3-Dichlorobenzene	1.0	U	1.0	0.19
142-28-9	1,3-Dichloropropane	1.0	U	1.0	0.19
106-46-7	1,4-Dichlorobenzene	1.0	U	1.0	0.27
594-20-7	2,2-Dichloropropane	1.0	U	1.0	0.26
110-75-8	2-Chloroethyl vinyl ether	10	U	10	0.59
95-49-8	2-Chlorotoluene	1.0	U	1.0	0.40
591-78-6	2-Hexanone	5.0	U	5.0	0.48
108-86-1	Bromobenzene	1.0	U	1.0	0.35
74-97-5	Bromochloromethane	1.0	U	1.0	0.50
106-43-4	4-Chlorotoluene	1.0	U	1.0	0.29
99-87-6	p-Isopropyltoluene	1.0	U	1.0	0.43
67-64-1	Acetone	5.0	U	5.0	0.94
71-43-2	Benzene	1.0	U	1.0	0.35
75-25-2	Bromoform	1.0	U	1.0	0.56
74-83-9	Bromomethane	1.0	U	1.0	0.44
75-15-0	Carbon disulfide	1.0	U	1.0	0.38
56-23-5	Carbon tetrachloride	1.0	U	1.0	0.43
108-90-7	Chlorobenzene	1.0	U	1.0	0.25
75-00-3	Chloroethane	1.0	U	1.0	0.32

FORM I
GC/MS VOA ORGANICS ANALYSIS DATA SHEET

Lab Name: TestAmerica Canton | Job No.: 240-48848-1

SDG No.:

Client Sample ID: MSA-SW38D-033115 | Lab Sample ID: 240-48848-8

Matrix: Water | Lab File ID: UXR9531.D

Analysis Method: 8260C | Date Collected: 03/31/2015 11:48

Sample wt/vol: 5(mL) | Date Analyzed: 04/02/2015 18:56

Soil Aliquot Vol: | Dilution Factor: 1

Soil Extract Vol.: | GC Column: DB-624 ID: 0.18(mm)

% Moisture: | Level: (low/med) Low

Analysis Batch No.: 174872 | Units: ug/L

CAS NO.	COMPOUND NAME	RESULT	Q	RL	MDL
67-66-3	Chloroform	1.0	U	1.0	0.25
74-87-3	Chloromethane	1.0	U	1.0	0.44
156-59-2	cis-1,2-Dichloroethene	1.0		1.0	0.26
10061-01-5	cis-1,3-Dichloropropene	1.0	U	1.0	0.46
87-68-3	Hexachlorobutadiene	1.0	U	1.0	0.35
74-95-3	Dibromomethane	1.0	U	1.0	0.42
75-27-4	Bromodichloromethane	1.0	U	1.0	0.29
75-71-8	Dichlorodifluoromethane	1.0	U	1.0	0.32
100-41-4	Ethylbenzene	1.0	U	1.0	0.25
106-93-4	1,2-Dibromoethane	1.0	U	1.0	0.32
108-20-3	Diisopropyl ether	5.0	U	5.0	0.50
91-20-3	Naphthalene	1.0	U	1.0	0.45
179601-23-1	m-Xylene & p-Xylene	2.0	U	2.0	0.24
104-51-8	n-Butylbenzene	1.0	U	1.0	0.31
98-82-8	Isopropylbenzene	1.0	U	1.0	0.35
103-65-1	n-Propylbenzene	1.0	U	1.0	0.40
78-93-3	2-Butanone	5.0	U	5.0	0.53
108-10-1	4-Methyl-2-pentanone	5.0	U	5.0	0.99
135-98-8	sec-Butylbenzene	1.0	U	1.0	0.48
1634-04-4	Methyl tert-butyl ether	1.0	U	1.0	0.20
994-05-8	Tert-amyl-methyl ether (TAME)	5.0	U	5.0	0.30
75-09-2	Methylene Chloride	1.0	U	1.0	0.33
95-47-6	o-Xylene	1.0	U	1.0	0.25
100-42-5	Styrene	1.0	U	1.0	0.45
637-92-3	Ethyl-t-butyl ether (ETBE)	5.0	U	5.0	0.23
98-06-6	tert-Butylbenzene	1.0	U	1.0	0.41
127-18-4	Tetrachloroethene	1.0	U	1.0	0.31
108-88-3	Toluene	1.0	U	1.0	0.23
156-60-5	trans-1,2-Dichloroethene	1.0	U	1.0	0.30
10061-02-6	trans-1,3-Dichloropropene	1.0	U	1.0	0.56
79-01-6	Trichloroethene	2.4		1.0	0.22
75-69-4	Trichlorofluoromethane	1.0	U	1.0	0.49
108-05-4	Vinyl acetate	2.0	U	2.0	0.41
75-01-4	Vinyl chloride	0.52		0.50	0.29
75-65-0	tert-Butyl alcohol	20	U	20	4.9
1330-20-7	Xylenes, Total	2.0	U	2.0	0.52

FORM I
GC/MS VOA ORGANICS ANALYSIS DATA SHEET

Lab Name: TestAmerica Canton | Job No.: 240-48848-1

SDG No.:

Client Sample ID: MSA-SW38D-033115 | Lab Sample ID: 240-48848-8

Matrix: Water | Lab File ID: UXR9531.D

Analysis Method: 8260C | Date Collected: 03/31/2015 11:48

Sample wt/vol: 5(mL) | Date Analyzed: 04/02/2015 18:56

Soil Aliquot Vol: | Dilution Factor: 1

Soil Extract Vol.: | GC Column: DB-624 ID: 0.18(mm)

% Moisture: | Level: (low/med) Low

Analysis Batch No.: 174872 | Units: ug/L

CAS NO.	COMPOUND NAME	RESULT	Q	RL	MDL
124-48-1	Dibromochloromethane	1.0	U	1.0	0.43

CAS NO.	SURROGATE	%REC	Q	LIMITS
17060-07-0	1,2-Dichloroethane-d4 (Surr)	103		63-129
460-00-4	4-Bromofluorobenzene (Surr)	78		66-120
2037-26-5	Toluene-d8 (Surr)	94		74-120
1868-53-7	Dibromofluoromethane (Surr)	97		75-121

FORM I
GC/MS VOA ORGANICS ANALYSIS DATA SHEET
TENTATIVELY IDENTIFIED COMPOUNDS

Lab Name: TestAmerica Canton Job No.: 240-48848-1

SDG No.:

Client Sample ID: MSA-SW38D-033115 Lab Sample ID: 240-48848-8

Matrix: Water Lab File ID: UXR9531.D

Analysis Method: 8260C Date Collected: 03/31/2015 11:48

Sample wt/vol: 5(mL) Date Analyzed: 04/02/2015 18:56

Soil Aliquot Vol: Dilution Factor: 1

Soil Extract Vol.: GC Column: DB-624 ID: 0.18(mm)

% Moisture: Level: (low/med) Low

Analysis Batch No.: 174872 Units: ug/L

Number TICs Found: 0 TIC Result Total: 0

CAS NO.	COMPOUND NAME	RT	RESULT	Q
	Tentatively Identified Compound		None	

FORM I-TIC 8260C

FORM I
GC/MS VOA ORGANICS ANALYSIS DATA SHEET
TARGETED TENATIVELY IDENTIFIED COMPOUNDS

Lab Name: TestAmerica Canton Job No.: 240-48848-1

SDG No.:

Client Sample ID: MSA-SW38D-033115 Lab Sample ID: 240-48848-8

Matrix: Water Lab File ID: UXR9531.D

Analysis Method: 8260C Date Collected: 03/31/2015 11:48

Sample wt/vol: 5(mL) Date Analyzed: 04/02/2015 18:56

Soil Aliquot Vol: Dilution Factor: 1

Soil Extract Vol.: GC Column: DB-624 ID: 0.18(mm)

% Moisture: Level: (low/med) Low

Analysis Batch No.: 174872 Units: ug/L

CAS NO.	COMPOUND NAME	RT	RESULT	Q
75-45-6	Chlorodifluoromethane TIC		1.0	U

FORM I
GC/MS VOA ORGANICS ANALYSIS DATA SHEET

Lab Name: TestAmerica Canton | Job No.: 240-48848-1

SDG No.:

Client Sample ID: MSA-SW39A-033115 | Lab Sample ID: 240-48848-9

Matrix: Water | Lab File ID: UXR9532.D

Analysis Method: 8260C | Date Collected: 03/31/2015 09:41

Sample wt/vol: 5(mL) | Date Analyzed: 04/02/2015 19:18

Soil Aliquot Vol: | Dilution Factor: 1

Soil Extract Vol.: | GC Column: DB-624 ID: 0.18(mm)

% Moisture: | Level: (low/med) Low

Analysis Batch No.: 174872 | Units: ug/L

CAS NO.	COMPOUND NAME	RESULT	Q	RL	MDL
630-20-6	1,1,1,2-Tetrachloroethane	1.0	U	1.0	0.28
71-55-6	1,1,1-Trichloroethane	1.0	U	1.0	0.44
79-34-5	1,1,2,2-Tetrachloroethane	1.0	U	1.0	0.22
76-13-1	1,1,2-Trichloro-1,2,2-trichfluoroeth ane	1.0	U	1.0	0.45
75-34-3	1,1-Dichloroethane	1.0	U	1.0	0.30
75-35-4	1,1-Dichloroethene	1.0	U	1.0	0.45
563-58-6	1,1-Dichloropropene	1.0	U	1.0	0.42
87-61-6	1,2,3-Trichlorobenzene	1.0	U	1.0	0.37
96-18-4	1,2,3-Trichloropropane	1.0	U	1.0	0.44
526-73-8	1,2,3-Trimethylbenzene	5.0	U	5.0	0.47
120-82-1	1,2,4-Trichlorobenzene	1.0	U	1.0	0.32
95-63-6	1,2,4-Trimethylbenzene	1.0	U	1.0	0.41
96-12-8	1,2-Dibromo-3-Chloropropane	5.0	U	5.0	0.82
95-50-1	1,2-Dichlorobenzene	1.0	U	1.0	0.25
107-06-2	1,2-Dichloroethane	1.0	U	1.0	0.23
78-87-5	1,2-Dichloropropane	1.0	U	1.0	0.25
541-73-1	1,3-Dichlorobenzene	1.0	U	1.0	0.19
142-28-9	1,3-Dichloropropane	1.0	U	1.0	0.19
106-46-7	1,4-Dichlorobenzene	1.0	U	1.0	0.27
594-20-7	2,2-Dichloropropane	1.0	U	1.0	0.26
110-75-8	2-Chloroethyl vinyl ether	10	U	10	0.59
95-49-8	2-Chlorotoluene	1.0	U	1.0	0.40
591-78-6	2-Hexanone	5.0	U	5.0	0.48
108-86-1	Bromobenzene	1.0	U	1.0	0.35
74-97-5	Bromochloromethane	1.0	U	1.0	0.50
106-43-4	4-Chlorotoluene	1.0	U	1.0	0.29
99-87-6	p-Isopropyltoluene	1.0	U	1.0	0.43
67-64-1	Acetone	5.0	U	5.0	0.94
71-43-2	Benzene	1.0	U	1.0	0.35
75-25-2	Bromoform	1.0	U	1.0	0.56
74-83-9	Bromomethane	1.0	U	1.0	0.44
75-15-0	Carbon disulfide	1.0	U	1.0	0.38
56-23-5	Carbon tetrachloride	1.0	U	1.0	0.43
108-90-7	Chlorobenzene	1.0	U	1.0	0.25
75-00-3	Chloroethane	1.0	U	1.0	0.32

FORM I
GC/MS VOA ORGANICS ANALYSIS DATA SHEET

Lab Name: TestAmerica Canton | Job No.: 240-48848-1

SDG No.:

Client Sample ID: MSA-SW39A-033115 | Lab Sample ID: 240-48848-9

Matrix: Water | Lab File ID: UXR9532.D

Analysis Method: 8260C | Date Collected: 03/31/2015 09:41

Sample wt/vol: 5(mL) | Date Analyzed: 04/02/2015 19:18

Soil Aliquot Vol: | Dilution Factor: 1

Soil Extract Vol.: | GC Column: DB-624 ID: 0.18(mm)

% Moisture: | Level: (low/med) Low

Analysis Batch No.: 174872 | Units: ug/L

CAS NO.	COMPOUND NAME	RESULT	Q	RL	MDL
67-66-3	Chloroform	1.0	U	1.0	0.25
74-87-3	Chloromethane	1.0	U	1.0	0.44
156-59-2	cis-1,2-Dichloroethene	0.44	J	1.0	0.26
10061-01-5	cis-1,3-Dichloropropene	1.0	U	1.0	0.46
87-68-3	Hexachlorobutadiene	1.0	U	1.0	0.35
74-95-3	Dibromomethane	1.0	U	1.0	0.42
75-27-4	Bromodichloromethane	1.0	U	1.0	0.29
75-71-8	Dichlorodifluoromethane	1.0	U	1.0	0.32
100-41-4	Ethylbenzene	1.0	U	1.0	0.25
106-93-4	1,2-Dibromoethane	1.0	U	1.0	0.32
108-20-3	Diisopropyl ether	5.0	U	5.0	0.50
91-20-3	Naphthalene	1.0	U	1.0	0.45
179601-23-1	m-Xylene & p-Xylene	2.0	U	2.0	0.24
104-51-8	n-Butylbenzene	1.0	U	1.0	0.31
98-82-8	Isopropylbenzene	1.0	U	1.0	0.35
103-65-1	n-Propylbenzene	1.0	U	1.0	0.40
78-93-3	2-Butanone	5.0	U	5.0	0.53
108-10-1	4-Methyl-2-pentanone	5.0	U	5.0	0.99
135-98-8	sec-Butylbenzene	1.0	U	1.0	0.48
1634-04-4	Methyl tert-butyl ether	1.0	U	1.0	0.20
994-05-8	Tert-amyl-methyl ether (TAME)	5.0	U	5.0	0.30
75-09-2	Methylene Chloride	1.0	U	1.0	0.33
95-47-6	o-Xylene	1.0	U	1.0	0.25
100-42-5	Styrene	1.0	U	1.0	0.45
637-92-3	Ethyl-t-butyl ether (ETBE)	5.0	U	5.0	0.23
98-06-6	tert-Butylbenzene	1.0	U	1.0	0.41
127-18-4	Tetrachloroethene	1.0	U	1.0	0.31
108-88-3	Toluene	0.35	J	1.0	0.23
156-60-5	trans-1,2-Dichloroethene	1.0	U	1.0	0.30
10061-02-6	trans-1,3-Dichloropropene	1.0	U	1.0	0.56
79-01-6	Trichloroethene	0.69	J	1.0	0.22
75-69-4	Trichlorofluoromethane	1.0	U	1.0	0.49
108-05-4	Vinyl acetate	2.0	U	2.0	0.41
75-01-4	Vinyl chloride	0.50	U	0.50	0.29
75-65-0	tert-Butyl alcohol	20	U	20	4.9
1330-20-7	Xylenes, Total	2.0	U	2.0	0.52

FORM I
GC/MS VOA ORGANICS ANALYSIS DATA SHEET

Lab Name: TestAmerica Canton | Job No.: 240-48848-1

SDG No.:

Client Sample ID: MSA-SW39A-033115 | Lab Sample ID: 240-48848-9

Matrix: Water | Lab File ID: UXR9532.D

Analysis Method: 8260C | Date Collected: 03/31/2015 09:41

Sample wt/vol: 5(mL) | Date Analyzed: 04/02/2015 19:18

Soil Aliquot Vol: | Dilution Factor: 1

Soil Extract Vol.: | GC Column: DB-624 ID: 0.18(mm)

% Moisture: | Level: (low/med) Low

Analysis Batch No.: 174872 | Units: ug/L

CAS NO.	COMPOUND NAME	RESULT	Q	RL	MDL
124-48-1	Dibromochloromethane	1.0	U	1.0	0.43

CAS NO.	SURROGATE	%REC	Q	LIMITS
17060-07-0	1,2-Dichloroethane-d4 (Surr)	103		63-129
460-00-4	4-Bromofluorobenzene (Surr)	80		66-120
2037-26-5	Toluene-d8 (Surr)	93		74-120
1868-53-7	Dibromofluoromethane (Surr)	100		75-121

FORM I
GC/MS VOA ORGANICS ANALYSIS DATA SHEET
TENTATIVELY IDENTIFIED COMPOUNDS

Lab Name: TestAmerica Canton Job No.: 240-48848-1

SDG No.:

Client Sample ID: MSA-SW39A-033115 Lab Sample ID: 240-48848-9

Matrix: Water Lab File ID: UXR9532.D

Analysis Method: 8260C Date Collected: 03/31/2015 09:41

Sample wt/vol: 5(mL) Date Analyzed: 04/02/2015 19:18

Soil Aliquot Vol: Dilution Factor: 1

Soil Extract Vol.: GC Column: DB-624 ID: 0.18(mm)

% Moisture: Level: (low/med) Low

Analysis Batch No.: 174872 Units: ug/L

Number TICs Found: 0 TIC Result Total: 0

CAS NO.	COMPOUND NAME	RT	RESULT	Q
	Tentatively Identified Compound		None	

FORM I-TIC 8260C

FORM I
GC/MS VOA ORGANICS ANALYSIS DATA SHEET
TARGETED TENATIVELY IDENTIFIED COMPOUNDS

Lab Name: TestAmerica Canton Job No.: 240-48848-1

SDG No.:

Client Sample ID: MSA-SW39A-033115 Lab Sample ID: 240-48848-9

Matrix: Water Lab File ID: UXR9532.D

Analysis Method: 8260C Date Collected: 03/31/2015 09:41

Sample wt/vol: 5(mL) Date Analyzed: 04/02/2015 19:18

Soil Aliquot Vol: Dilution Factor: 1

Soil Extract Vol.: GC Column: DB-624 ID: 0.18(mm)

% Moisture: Level: (low/med) Low

Analysis Batch No.: 174872 Units: ug/L

CAS NO.	COMPOUND NAME	RT	RESULT	Q
75-45-6	Chlorodifluoromethane TIC		1.0	U

FORM I
GC/MS VOA ORGANICS ANALYSIS DATA SHEET

Lab Name: TestAmerica Canton | Job No.: 240-48848-1

SDG No.:

Client Sample ID: MSA-SW39B-033115 | Lab Sample ID: 240-48848-10

Matrix: Water | Lab File ID: UXR9533.D

Analysis Method: 8260C | Date Collected: 03/31/2015 09:49

Sample wt/vol: 5(mL) | Date Analyzed: 04/02/2015 19:41

Soil Aliquot Vol: | Dilution Factor: 1

Soil Extract Vol.: | GC Column: DB-624 ID: 0.18(mm)

% Moisture: | Level: (low/med) Low

Analysis Batch No.: 174872 | Units: ug/L

CAS NO.	COMPOUND NAME	RESULT	Q	RL	MDL
630-20-6	1,1,1,2-Tetrachloroethane	1.0	U	1.0	0.28
71-55-6	1,1,1-Trichloroethane	1.0	U	1.0	0.44
79-34-5	1,1,2,2-Tetrachloroethane	1.0	U	1.0	0.22
76-13-1	1,1,2-Trichloro-1,2,2-trichfluoroeth ane	1.0	U	1.0	0.45
75-34-3	1,1-Dichloroethane	1.0	U	1.0	0.30
75-35-4	1,1-Dichloroethene	1.0	U	1.0	0.45
563-58-6	1,1-Dichloropropene	1.0	U	1.0	0.42
87-61-6	1,2,3-Trichlorobenzene	1.0	U	1.0	0.37
96-18-4	1,2,3-Trichloropropane	1.0	U	1.0	0.44
526-73-8	1,2,3-Trimethylbenzene	5.0	U	5.0	0.47
120-82-1	1,2,4-Trichlorobenzene	1.0	U	1.0	0.32
95-63-6	1,2,4-Trimethylbenzene	0.78	J	1.0	0.41
96-12-8	1,2-Dibromo-3-Chloropropane	5.0	U	5.0	0.82
95-50-1	1,2-Dichlorobenzene	1.0	U	1.0	0.25
107-06-2	1,2-Dichloroethane	1.0	U	1.0	0.23
78-87-5	1,2-Dichloropropane	1.0	U	1.0	0.25
541-73-1	1,3-Dichlorobenzene	1.0	U	1.0	0.19
142-28-9	1,3-Dichloropropane	1.0	U	1.0	0.19
106-46-7	1,4-Dichlorobenzene	1.0	U	1.0	0.27
594-20-7	2,2-Dichloropropane	1.0	U	1.0	0.26
110-75-8	2-Chloroethyl vinyl ether	10	U	10	0.59
95-49-8	2-Chlorotoluene	1.0	U	1.0	0.40
591-78-6	2-Hexanone	5.0	U	5.0	0.48
108-86-1	Bromobenzene	1.0	U	1.0	0.35
74-97-5	Bromochloromethane	1.0	U	1.0	0.50
106-43-4	4-Chlorotoluene	1.0	U	1.0	0.29
99-87-6	p-Isopropyltoluene	1.0	U	1.0	0.43
67-64-1	Acetone	5.0	U	5.0	0.94
71-43-2	Benzene	1.0	U	1.0	0.35
75-25-2	Bromoform	1.0	U	1.0	0.56
74-83-9	Bromomethane	1.0	U	1.0	0.44
75-15-0	Carbon disulfide	1.0	U	1.0	0.38
56-23-5	Carbon tetrachloride	1.0	U	1.0	0.43
108-90-7	Chlorobenzene	1.0	U	1.0	0.25
75-00-3	Chloroethane	1.0	U	1.0	0.32

FORM I
GC/MS VOA ORGANICS ANALYSIS DATA SHEET

Lab Name: TestAmerica Canton | Job No.: 240-48848-1

SDG No.:

Client Sample ID: MSA-SW39B-033115 | Lab Sample ID: 240-48848-10

Matrix: Water | Lab File ID: UXR9533.D

Analysis Method: 8260C | Date Collected: 03/31/2015 09:49

Sample wt/vol: 5(mL) | Date Analyzed: 04/02/2015 19:41

Soil Aliquot Vol: | Dilution Factor: 1

Soil Extract Vol.: | GC Column: DB-624 ID: 0.18(mm)

% Moisture: | Level: (low/med) Low

Analysis Batch No.: 174872 | Units: ug/L

CAS NO.	COMPOUND NAME	RESULT	Q	RL	MDL
67-66-3	Chloroform	1.0	U	1.0	0.25
74-87-3	Chloromethane	1.0	U	1.0	0.44
156-59-2	cis-1,2-Dichloroethene	0.57	J	1.0	0.26
10061-01-5	cis-1,3-Dichloropropene	1.0	U	1.0	0.46
87-68-3	Hexachlorobutadiene	1.0	U	1.0	0.35
74-95-3	Dibromomethane	1.0	U	1.0	0.42
75-27-4	Bromodichloromethane	1.0	U	1.0	0.29
75-71-8	Dichlorodifluoromethane	1.0	U	1.0	0.32
100-41-4	Ethylbenzene	0.32	J	1.0	0.25
106-93-4	1,2-Dibromoethane	1.0	U	1.0	0.32
108-20-3	Diisopropyl ether	5.0	U	5.0	0.50
91-20-3	Naphthalene	1.0	U	1.0	0.45
179601-23-1	m-Xylene & p-Xylene	1.2	J	2.0	0.24
104-51-8	n-Butylbenzene	1.0	U	1.0	0.31
98-82-8	Isopropylbenzene	1.0	U	1.0	0.35
103-65-1	n-Propylbenzene	1.0	U	1.0	0.40
78-93-3	2-Butanone	5.0	U	5.0	0.53
108-10-1	4-Methyl-2-pentanone	5.0	U	5.0	0.99
135-98-8	sec-Butylbenzene	1.0	U	1.0	0.48
1634-04-4	Methyl tert-butyl ether	1.0	U	1.0	0.20
994-05-8	Tert-amyl-methyl ether (TAME)	5.0	U	5.0	0.30
75-09-2	Methylene Chloride	1.0	U	1.0	0.33
95-47-6	o-Xylene	0.54	J	1.0	0.25
100-42-5	Styrene	1.0	U	1.0	0.45
637-92-3	Ethyl-t-butyl ether (ETBE)	5.0	U	5.0	0.23
98-06-6	tert-Butylbenzene	1.0	U	1.0	0.41
127-18-4	Tetrachloroethene	1.0	U	1.0	0.31
108-88-3	Toluene	1.8		1.0	0.23
156-60-5	trans-1,2-Dichloroethene	1.0	U	1.0	0.30
10061-02-6	trans-1,3-Dichloropropene	1.0	U	1.0	0.56
79-01-6	Trichloroethene	1.0		1.0	0.22
75-69-4	Trichlorofluoromethane	1.0	U	1.0	0.49
108-05-4	Vinyl acetate	2.0	U	2.0	0.41
75-01-4	Vinyl chloride	0.50	U	0.50	0.29
75-65-0	tert-Butyl alcohol	20	U	20	4.9
1330-20-7	Xylenes, Total	1.7	J	2.0	0.52

FORM I
GC/MS VOA ORGANICS ANALYSIS DATA SHEET

Lab Name: TestAmerica Canton | Job No.: 240-48848-1

SDG No.:

Client Sample ID: MSA-SW39B-033115 | Lab Sample ID: 240-48848-10

Matrix: Water | Lab File ID: UXR9533.D

Analysis Method: 8260C | Date Collected: 03/31/2015 09:49

Sample wt/vol: 5(mL) | Date Analyzed: 04/02/2015 19:41

Soil Aliquot Vol: | Dilution Factor: 1

Soil Extract Vol.: | GC Column: DB-624 ID: 0.18(mm)

% Moisture: | Level: (low/med) Low

Analysis Batch No.: 174872 | Units: ug/L

CAS NO.	COMPOUND NAME	RESULT	Q	RL	MDL
124-48-1	Dibromochloromethane	1.0	U	1.0	0.43

CAS NO.	SURROGATE	%REC	Q	LIMITS
17060-07-0	1,2-Dichloroethane-d4 (Surr)	104		63-129
460-00-4	4-Bromofluorobenzene (Surr)	83		66-120
2037-26-5	Toluene-d8 (Surr)	94		74-120
1868-53-7	Dibromofluoromethane (Surr)	100		75-121

FORM I
GC/MS VOA ORGANICS ANALYSIS DATA SHEET
TENTATIVELY IDENTIFIED COMPOUNDS

Lab Name: TestAmerica Canton Job No.: 240-48848-1

SDG No.:

Client Sample ID: MSA-SW39B-033115 Lab Sample ID: 240-48848-10

Matrix: Water Lab File ID: UXR9533.D

Analysis Method: 8260C Date Collected: 03/31/2015 09:49

Sample wt/vol: 5(mL) Date Analyzed: 04/02/2015 19:41

Soil Aliquot Vol: Dilution Factor: 1

Soil Extract Vol.: GC Column: DB-624 ID: 0.18(mm)

% Moisture: Level: (low/med) Low

Analysis Batch No.: 174872 Units: ug/L

Number TICs Found: 0 TIC Result Total: 0

CAS NO.	COMPOUND NAME	RT	RESULT	Q
	Tentatively Identified Compound		None	

FORM I-TIC 8260C

FORM I
GC/MS VOA ORGANICS ANALYSIS DATA SHEET
TARGETED TENATIVELY IDENTIFIED COMPOUNDS

Lab Name: TestAmerica Canton Job No.: 240-48848-1

SDG No.:

Client Sample ID: MSA-SW39B-033115 Lab Sample ID: 240-48848-10

Matrix: Water Lab File ID: UXR9533.D

Analysis Method: 8260C Date Collected: 03/31/2015 09:49

Sample wt/vol: 5(mL) Date Analyzed: 04/02/2015 19:41

Soil Aliquot Vol: Dilution Factor: 1

Soil Extract Vol.: GC Column: DB-624 ID: 0.18(mm)

% Moisture: Level: (low/med) Low

Analysis Batch No.: 174872 Units: ug/L

CAS NO.	COMPOUND NAME	RT	RESULT	Q
75-45-6	Chlorodifluoromethane TIC		1.0	U

FORM I
GC/MS VOA ORGANICS ANALYSIS DATA SHEET

Lab Name: TestAmerica Canton | Job No.: 240-48848-1

SDG No.:

Client Sample ID: MSA-SW39C-033115 | Lab Sample ID: 240-48848-11

Matrix: Water | Lab File ID: UXR9534.D

Analysis Method: 8260C | Date Collected: 03/31/2015 09:53

Sample wt/vol: 5(mL) | Date Analyzed: 04/02/2015 20:04

Soil Aliquot Vol: | Dilution Factor: 1

Soil Extract Vol.: | GC Column: DB-624 ID: 0.18(mm)

% Moisture: | Level: (low/med) Low

Analysis Batch No.: 174872 | Units: ug/L

CAS NO.	COMPOUND NAME	RESULT	Q	RL	MDL
630-20-6	1,1,1,2-Tetrachloroethane	1.0	U	1.0	0.28
71-55-6	1,1,1-Trichloroethane	1.0	U	1.0	0.44
79-34-5	1,1,2,2-Tetrachloroethane	1.0	U	1.0	0.22
76-13-1	1,1,2-Trichloro-1,2,2-trichfluoroeth ane	1.0	U	1.0	0.45
75-34-3	1,1-Dichloroethane	1.0	U	1.0	0.30
75-35-4	1,1-Dichloroethene	1.0	U	1.0	0.45
563-58-6	1,1-Dichloropropene	1.0	U	1.0	0.42
87-61-6	1,2,3-Trichlorobenzene	1.0	U	1.0	0.37
96-18-4	1,2,3-Trichloropropane	1.0	U	1.0	0.44
526-73-8	1,2,3-Trimethylbenzene	5.0	U	5.0	0.47
120-82-1	1,2,4-Trichlorobenzene	1.0	U	1.0	0.32
95-63-6	1,2,4-Trimethylbenzene	1.0	U	1.0	0.41
96-12-8	1,2-Dibromo-3-Chloropropane	5.0	U	5.0	0.82
95-50-1	1,2-Dichlorobenzene	1.0	U	1.0	0.25
107-06-2	1,2-Dichloroethane	1.0	U	1.0	0.23
78-87-5	1,2-Dichloropropane	1.0	U	1.0	0.25
541-73-1	1,3-Dichlorobenzene	1.0	U	1.0	0.19
142-28-9	1,3-Dichloropropane	1.0	U	1.0	0.19
106-46-7	1,4-Dichlorobenzene	1.0	U	1.0	0.27
594-20-7	2,2-Dichloropropane	1.0	U	1.0	0.26
110-75-8	2-Chloroethyl vinyl ether	10	U	10	0.59
95-49-8	2-Chlorotoluene	1.0	U	1.0	0.40
591-78-6	2-Hexanone	5.0	U	5.0	0.48
108-86-1	Bromobenzene	1.0	U	1.0	0.35
74-97-5	Bromochloromethane	1.0	U	1.0	0.50
106-43-4	4-Chlorotoluene	1.0	U	1.0	0.29
99-87-6	p-Isopropyltoluene	1.0	U	1.0	0.43
67-64-1	Acetone	5.0	U	5.0	0.94
71-43-2	Benzene	1.0	U	1.0	0.35
75-25-2	Bromoform	1.0	U	1.0	0.56
74-83-9	Bromomethane	1.0	U	1.0	0.44
75-15-0	Carbon disulfide	1.0	U	1.0	0.38
56-23-5	Carbon tetrachloride	1.0	U	1.0	0.43
108-90-7	Chlorobenzene	1.0	U	1.0	0.25
75-00-3	Chloroethane	1.0	U	1.0	0.32

FORM I
GC/MS VOA ORGANICS ANALYSIS DATA SHEET

Lab Name: TestAmerica Canton | Job No.: 240-48848-1

SDG No.:

Client Sample ID: MSA-SW39C-033115 | Lab Sample ID: 240-48848-11

Matrix: Water | Lab File ID: UXR9534.D

Analysis Method: 8260C | Date Collected: 03/31/2015 09:53

Sample wt/vol: 5(mL) | Date Analyzed: 04/02/2015 20:04

Soil Aliquot Vol: | Dilution Factor: 1

Soil Extract Vol.: | GC Column: DB-624 ID: 0.18(mm)

% Moisture: | Level: (low/med) Low

Analysis Batch No.: 174872 | Units: ug/L

CAS NO.	COMPOUND NAME	RESULT	Q	RL	MDL
67-66-3	Chloroform	1.0	U	1.0	0.25
74-87-3	Chloromethane	1.0	U	1.0	0.44
156-59-2	cis-1,2-Dichloroethene	0.75	J	1.0	0.26
10061-01-5	cis-1,3-Dichloropropene	1.0	U	1.0	0.46
87-68-3	Hexachlorobutadiene	1.0	U	1.0	0.35
74-95-3	Dibromomethane	1.0	U	1.0	0.42
75-27-4	Bromodichloromethane	1.0	U	1.0	0.29
75-71-8	Dichlorodifluoromethane	1.0	U	1.0	0.32
100-41-4	Ethylbenzene	1.0	U	1.0	0.25
106-93-4	1,2-Dibromoethane	1.0	U	1.0	0.32
108-20-3	Diisopropyl ether	5.0	U	5.0	0.50
91-20-3	Naphthalene	1.0	U	1.0	0.45
179601-23-1	m-Xylene & p-Xylene	2.0	U	2.0	0.24
104-51-8	n-Butylbenzene	1.0	U	1.0	0.31
98-82-8	Isopropylbenzene	1.0	U	1.0	0.35
103-65-1	n-Propylbenzene	1.0	U	1.0	0.40
78-93-3	2-Butanone	5.0	U	5.0	0.53
108-10-1	4-Methyl-2-pentanone	5.0	U	5.0	0.99
135-98-8	sec-Butylbenzene	1.0	U	1.0	0.48
1634-04-4	Methyl tert-butyl ether	1.0	U	1.0	0.20
994-05-8	Tert-amyl-methyl ether (TAME)	5.0	U	5.0	0.30
75-09-2	Methylene Chloride	1.0	U	1.0	0.33
95-47-6	o-Xylene	1.0	U	1.0	0.25
100-42-5	Styrene	1.0	U	1.0	0.45
637-92-3	Ethyl-t-butyl ether (ETBE)	5.0	U	5.0	0.23
98-06-6	tert-Butylbenzene	1.0	U	1.0	0.41
127-18-4	Tetrachloroethene	1.0	U	1.0	0.31
108-88-3	Toluene	1.0	U	1.0	0.23
156-60-5	trans-1,2-Dichloroethene	1.0	U	1.0	0.30
10061-02-6	trans-1,3-Dichloropropene	1.0	U	1.0	0.56
79-01-6	Trichloroethene	1.2		1.0	0.22
75-69-4	Trichlorofluoromethane	1.0	U	1.0	0.49
108-05-4	Vinyl acetate	2.0	U	2.0	0.41
75-01-4	Vinyl chloride	0.50	U	0.50	0.29
75-65-0	tert-Butyl alcohol	20	U	20	4.9
1330-20-7	Xylenes, Total	2.0	U	2.0	0.52

FORM I
GC/MS VOA ORGANICS ANALYSIS DATA SHEET

Lab Name: TestAmerica Canton | Job No.: 240-48848-1

SDG No.:

Client Sample ID: MSA-SW39C-033115 | Lab Sample ID: 240-48848-11

Matrix: Water | Lab File ID: UXR9534.D

Analysis Method: 8260C | Date Collected: 03/31/2015 09:53

Sample wt/vol: 5(mL) | Date Analyzed: 04/02/2015 20:04

Soil Aliquot Vol: | Dilution Factor: 1

Soil Extract Vol.: | GC Column: DB-624 ID: 0.18(mm)

% Moisture: | Level: (low/med) Low

Analysis Batch No.: 174872 | Units: ug/L

CAS NO.	COMPOUND NAME	RESULT	Q	RL	MDL
124-48-1	Dibromochloromethane	1.0	U	1.0	0.43

CAS NO.	SURROGATE	%REC	Q	LIMITS
17060-07-0	1,2-Dichloroethane-d4 (Surr)	104		63-129
460-00-4	4-Bromofluorobenzene (Surr)	81		66-120
2037-26-5	Toluene-d8 (Surr)	94		74-120
1868-53-7	Dibromofluoromethane (Surr)	101		75-121

FORM I
GC/MS VOA ORGANICS ANALYSIS DATA SHEET
TENTATIVELY IDENTIFIED COMPOUNDS

Lab Name: TestAmerica Canton Job No.: 240-48848-1

SDG No.:

Client Sample ID: MSA-SW39C-033115 Lab Sample ID: 240-48848-11

Matrix: Water Lab File ID: UXR9534.D

Analysis Method: 8260C Date Collected: 03/31/2015 09:53

Sample wt/vol: 5(mL) Date Analyzed: 04/02/2015 20:04

Soil Aliquot Vol: Dilution Factor: 1

Soil Extract Vol.: GC Column: DB-624 ID: 0.18(mm)

% Moisture: Level: (low/med) Low

Analysis Batch No.: 174872 Units: ug/L

Number TICs Found: 0 TIC Result Total: 0

CAS NO.	COMPOUND NAME	RT	RESULT	Q
	Tentatively Identified Compound		None	

FORM I-TIC 8260C

FORM I
GC/MS VOA ORGANICS ANALYSIS DATA SHEET
TARGETED TENATIVELY IDENTIFIED COMPOUNDS

Lab Name: TestAmerica Canton Job No.: 240-48848-1

SDG No.:

Client Sample ID: MSA-SW39C-033115 Lab Sample ID: 240-48848-11

Matrix: Water Lab File ID: UXR9534.D

Analysis Method: 8260C Date Collected: 03/31/2015 09:53

Sample wt/vol: 5(mL) Date Analyzed: 04/02/2015 20:04

Soil Aliquot Vol: Dilution Factor: 1

Soil Extract Vol.: GC Column: DB-624 ID: 0.18(mm)

% Moisture: Level: (low/med) Low

Analysis Batch No.: 174872 Units: ug/L

CAS NO.	COMPOUND NAME	RT	RESULT	Q
75-45-6	Chlorodifluoromethane TIC		1.0	U

FORM I-TIC 8260C

FORM I
GC/MS VOA ORGANICS ANALYSIS DATA SHEET

Lab Name: TestAmerica Canton | Job No.: 240-48848-1

SDG No.:

Client Sample ID: MSA-SW39D-033115 | Lab Sample ID: 240-48848-12

Matrix: Water | Lab File ID: UXR9535.D

Analysis Method: 8260C | Date Collected: 03/31/2015 09:57

Sample wt/vol: 5(mL) | Date Analyzed: 04/02/2015 20:26

Soil Aliquot Vol: | Dilution Factor: 1

Soil Extract Vol.: | GC Column: DB-624 ID: 0.18(mm)

% Moisture: | Level: (low/med) Low

Analysis Batch No.: 174872 | Units: ug/L

CAS NO.	COMPOUND NAME	RESULT	Q	RL	MDL
630-20-6	1,1,1,2-Tetrachloroethane	1.0	U	1.0	0.28
71-55-6	1,1,1-Trichloroethane	1.0	U	1.0	0.44
79-34-5	1,1,2,2-Tetrachloroethane	1.0	U	1.0	0.22
76-13-1	1,1,2-Trichloro-1,2,2-trichfluoroeth ane	1.0	U	1.0	0.45
75-34-3	1,1-Dichloroethane	1.0	U	1.0	0.30
75-35-4	1,1-Dichloroethene	1.0	U	1.0	0.45
563-58-6	1,1-Dichloropropene	1.0	U	1.0	0.42
87-61-6	1,2,3-Trichlorobenzene	1.0	U	1.0	0.37
96-18-4	1,2,3-Trichloropropane	1.0	U	1.0	0.44
526-73-8	1,2,3-Trimethylbenzene	5.0	U	5.0	0.47
120-82-1	1,2,4-Trichlorobenzene	1.0	U	1.0	0.32
95-63-6	1,2,4-Trimethylbenzene	1.0	U	1.0	0.41
96-12-8	1,2-Dibromo-3-Chloropropane	5.0	U	5.0	0.82
95-50-1	1,2-Dichlorobenzene	1.0	U	1.0	0.25
107-06-2	1,2-Dichloroethane	1.0	U	1.0	0.23
78-87-5	1,2-Dichloropropane	1.0	U	1.0	0.25
541-73-1	1,3-Dichlorobenzene	1.0	U	1.0	0.19
142-28-9	1,3-Dichloropropane	1.0	U	1.0	0.19
106-46-7	1,4-Dichlorobenzene	1.0	U	1.0	0.27
594-20-7	2,2-Dichloropropane	1.0	U	1.0	0.26
110-75-8	2-Chloroethyl vinyl ether	10	U	10	0.59
95-49-8	2-Chlorotoluene	1.0	U	1.0	0.40
591-78-6	2-Hexanone	5.0	U	5.0	0.48
108-86-1	Bromobenzene	1.0	U	1.0	0.35
74-97-5	Bromochloromethane	1.0	U	1.0	0.50
106-43-4	4-Chlorotoluene	1.0	U	1.0	0.29
99-87-6	p-Isopropyltoluene	1.0	U	1.0	0.43
67-64-1	Acetone	5.0	U	5.0	0.94
71-43-2	Benzene	1.0	U	1.0	0.35
75-25-2	Bromoform	1.0	U	1.0	0.56
74-83-9	Bromomethane	1.0	U	1.0	0.44
75-15-0	Carbon disulfide	1.0	U	1.0	0.38
56-23-5	Carbon tetrachloride	1.0	U	1.0	0.43
108-90-7	Chlorobenzene	1.0	U	1.0	0.25
75-00-3	Chloroethane	1.0	U	1.0	0.32

FORM I
GC/MS VOA ORGANICS ANALYSIS DATA SHEET

Lab Name: TestAmerica Canton | Job No.: 240-48848-1

SDG No.:

Client Sample ID: MSA-SW39D-033115 | Lab Sample ID: 240-48848-12

Matrix: Water | Lab File ID: UXR9535.D

Analysis Method: 8260C | Date Collected: 03/31/2015 09:57

Sample wt/vol: 5(mL) | Date Analyzed: 04/02/2015 20:26

Soil Aliquot Vol: | Dilution Factor: 1

Soil Extract Vol.: | GC Column: DB-624 ID: 0.18(mm)

% Moisture: | Level: (low/med) Low

Analysis Batch No.: 174872 | Units: ug/L

CAS NO.	COMPOUND NAME	RESULT	Q	RL	MDL
67-66-3	Chloroform	1.0	U	1.0	0.25
74-87-3	Chloromethane	1.0	U	1.0	0.44
156-59-2	cis-1,2-Dichloroethene	0.80	J	1.0	0.26
10061-01-5	cis-1,3-Dichloropropene	1.0	U	1.0	0.46
87-68-3	Hexachlorobutadiene	1.0	U	1.0	0.35
74-95-3	Dibromomethane	1.0	U	1.0	0.42
75-27-4	Bromodichloromethane	1.0	U	1.0	0.29
75-71-8	Dichlorodifluoromethane	1.0	U	1.0	0.32
100-41-4	Ethylbenzene	1.0	U	1.0	0.25
106-93-4	1,2-Dibromoethane	1.0	U	1.0	0.32
108-20-3	Diisopropyl ether	5.0	U	5.0	0.50
91-20-3	Naphthalene	1.0	U	1.0	0.45
179601-23-1	m-Xylene & p-Xylene	2.0	U	2.0	0.24
104-51-8	n-Butylbenzene	1.0	U	1.0	0.31
98-82-8	Isopropylbenzene	1.0	U	1.0	0.35
103-65-1	n-Propylbenzene	1.0	U	1.0	0.40
78-93-3	2-Butanone	5.0	U	5.0	0.53
108-10-1	4-Methyl-2-pentanone	5.0	U	5.0	0.99
135-98-8	sec-Butylbenzene	1.0	U	1.0	0.48
1634-04-4	Methyl tert-butyl ether	1.0	U	1.0	0.20
994-05-8	Tert-amyl-methyl ether (TAME)	5.0	U	5.0	0.30
75-09-2	Methylene Chloride	1.0	U	1.0	0.33
95-47-6	o-Xylene	1.0	U	1.0	0.25
100-42-5	Styrene	1.0	U	1.0	0.45
637-92-3	Ethyl-t-butyl ether (ETBE)	5.0	U	5.0	0.23
98-06-6	tert-Butylbenzene	1.0	U	1.0	0.41
127-18-4	Tetrachloroethene	1.0	U	1.0	0.31
108-88-3	Toluene	0.42	J	1.0	0.23
156-60-5	trans-1,2-Dichloroethene	1.0	U	1.0	0.30
10061-02-6	trans-1,3-Dichloropropene	1.0	U	1.0	0.56
79-01-6	Trichloroethene	1.4		1.0	0.22
75-69-4	Trichlorofluoromethane	1.0	U	1.0	0.49
108-05-4	Vinyl acetate	2.0	U	2.0	0.41
75-01-4	Vinyl chloride	0.50	U	0.50	0.29
75-65-0	tert-Butyl alcohol	20	U	20	4.9
1330-20-7	Xylenes, Total	2.0	U	2.0	0.52

FORM I
GC/MS VOA ORGANICS ANALYSIS DATA SHEET

Lab Name: TestAmerica Canton | Job No.: 240-48848-1

SDG No.:

Client Sample ID: MSA-SW39D-033115 | Lab Sample ID: 240-48848-12

Matrix: Water | Lab File ID: UXR9535.D

Analysis Method: 8260C | Date Collected: 03/31/2015 09:57

Sample wt/vol: 5(mL) | Date Analyzed: 04/02/2015 20:26

Soil Aliquot Vol: | Dilution Factor: 1

Soil Extract Vol.: | GC Column: DB-624 ID: 0.18(mm)

% Moisture: | Level: (low/med) Low

Analysis Batch No.: 174872 | Units: ug/L

CAS NO.	COMPOUND NAME	RESULT	Q	RL	MDL
124-48-1	Dibromochloromethane	1.0	U	1.0	0.43

CAS NO.	SURROGATE	%REC	Q	LIMITS
17060-07-0	1,2-Dichloroethane-d4 (Surr)	104		63-129
460-00-4	4-Bromofluorobenzene (Surr)	81		66-120
2037-26-5	Toluene-d8 (Surr)	94		74-120
1868-53-7	Dibromofluoromethane (Surr)	102		75-121

FORM I
GC/MS VOA ORGANICS ANALYSIS DATA SHEET
TENTATIVELY IDENTIFIED COMPOUNDS

Lab Name: TestAmerica Canton Job No.: 240-48848-1

SDG No.:

Client Sample ID: MSA-SW39D-033115 Lab Sample ID: 240-48848-12

Matrix: Water Lab File ID: UXR9535.D

Analysis Method: 8260C Date Collected: 03/31/2015 09:57

Sample wt/vol: 5(mL) Date Analyzed: 04/02/2015 20:26

Soil Aliquot Vol: Dilution Factor: 1

Soil Extract Vol.: GC Column: DB-624 ID: 0.18(mm)

% Moisture: Level: (low/med) Low

Analysis Batch No.: 174872 Units: ug/L

Number TICs Found: 0 TIC Result Total: 0

CAS NO.	COMPOUND NAME	RT	RESULT	Q
	Tentatively Identified Compound		None	

FORM I
GC/MS VOA ORGANICS ANALYSIS DATA SHEET
TARGETED TENATIVELY IDENTIFIED COMPOUNDS

Lab Name: TestAmerica Canton Job No.: 240-48848-1

SDG No.:

Client Sample ID: MSA-SW39D-033115 Lab Sample ID: 240-48848-12

Matrix: Water Lab File ID: UXR9535.D

Analysis Method: 8260C Date Collected: 03/31/2015 09:57

Sample wt/vol: 5(mL) Date Analyzed: 04/02/2015 20:26

Soil Aliquot Vol: Dilution Factor: 1

Soil Extract Vol.: GC Column: DB-624 ID: 0.18(mm)

% Moisture: Level: (low/med) Low

Analysis Batch No.: 174872 Units: ug/L

CAS NO.	COMPOUND NAME	RT	RESULT	Q
75-45-6	Chlorodifluoromethane TIC		1.0	U

FORM I-TIC 8260C

FORM I
GC/MS VOA ORGANICS ANALYSIS DATA SHEET

Lab Name: TestAmerica Canton | Job No.: 240-48848-1

SDG No.:

Client Sample ID: MSA-SW40A-033115 | Lab Sample ID: 240-48848-13

Matrix: Water | Lab File ID: UXR9536.D

Analysis Method: 8260C | Date Collected: 03/31/2015 11:56

Sample wt/vol: 5(mL) | Date Analyzed: 04/02/2015 20:48

Soil Aliquot Vol: | Dilution Factor: 1

Soil Extract Vol.: | GC Column: DB-624 ID: 0.18(mm)

% Moisture: | Level: (low/med) Low

Analysis Batch No.: 174872 | Units: ug/L

CAS NO.	COMPOUND NAME	RESULT	Q	RL	MDL
630-20-6	1,1,1,2-Tetrachloroethane	1.0	U	1.0	0.28
71-55-6	1,1,1-Trichloroethane	1.0	U	1.0	0.44
79-34-5	1,1,2,2-Tetrachloroethane	1.0	U	1.0	0.22
76-13-1	1,1,2-Trichloro-1,2,2-trichfluoroeth ane	1.0	U	1.0	0.45
75-34-3	1,1-Dichloroethane	1.0	U	1.0	0.30
75-35-4	1,1-Dichloroethene	1.0	U	1.0	0.45
563-58-6	1,1-Dichloropropene	1.0	U	1.0	0.42
87-61-6	1,2,3-Trichlorobenzene	1.0	U	1.0	0.37
96-18-4	1,2,3-Trichloropropane	1.0	U	1.0	0.44
526-73-8	1,2,3-Trimethylbenzene	5.0	U	5.0	0.47
120-82-1	1,2,4-Trichlorobenzene	1.0	U	1.0	0.32
95-63-6	1,2,4-Trimethylbenzene	1.0	U	1.0	0.41
96-12-8	1,2-Dibromo-3-Chloropropane	5.0	U	5.0	0.82
95-50-1	1,2-Dichlorobenzene	1.0	U	1.0	0.25
107-06-2	1,2-Dichloroethane	1.0	U	1.0	0.23
78-87-5	1,2-Dichloropropane	1.0	U	1.0	0.25
541-73-1	1,3-Dichlorobenzene	1.0	U	1.0	0.19
142-28-9	1,3-Dichloropropane	1.0	U	1.0	0.19
106-46-7	1,4-Dichlorobenzene	0.61	J	1.0	0.27
594-20-7	2,2-Dichloropropane	1.0	U	1.0	0.26
110-75-8	2-Chloroethyl vinyl ether	10	U	10	0.59
95-49-8	2-Chlorotoluene	1.0	U	1.0	0.40
591-78-6	2-Hexanone	5.0	U	5.0	0.48
108-86-1	Bromobenzene	1.0	U	1.0	0.35
74-97-5	Bromochloromethane	1.0	U	1.0	0.50
106-43-4	4-Chlorotoluene	1.0	U	1.0	0.29
99-87-6	p-Isopropyltoluene	1.0	U	1.0	0.43
67-64-1	Acetone	44		5.0	0.94
71-43-2	Benzene	1.0	U	1.0	0.35
75-25-2	Bromoform	1.0	U	1.0	0.56
74-83-9	Bromomethane	1.0	U	1.0	0.44
75-15-0	Carbon disulfide	1.0	U	1.0	0.38
56-23-5	Carbon tetrachloride	1.0	U	1.0	0.43
108-90-7	Chlorobenzene	1.0	U	1.0	0.25
75-00-3	Chloroethane	1.0	U	1.0	0.32

FORM I
GC/MS VOA ORGANICS ANALYSIS DATA SHEET

Lab Name: TestAmerica Canton | Job No.: 240-48848-1

SDG No.:

Client Sample ID: MSA-SW40A-033115 | Lab Sample ID: 240-48848-13

Matrix: Water | Lab File ID: UXR9536.D

Analysis Method: 8260C | Date Collected: 03/31/2015 11:56

Sample wt/vol: 5(mL) | Date Analyzed: 04/02/2015 20:48

Soil Aliquot Vol: | Dilution Factor: 1

Soil Extract Vol.: | GC Column: DB-624 ID: 0.18(mm)

% Moisture: | Level: (low/med) Low

Analysis Batch No.: 174872 | Units: ug/L

CAS NO.	COMPOUND NAME	RESULT	Q	RL	MDL
67-66-3	Chloroform	1.0	U	1.0	0.25
74-87-3	Chloromethane	1.0	U	1.0	0.44
156-59-2	cis-1,2-Dichloroethene	17		1.0	0.26
10061-01-5	cis-1,3-Dichloropropene	1.0	U	1.0	0.46
87-68-3	Hexachlorobutadiene	1.0	U	1.0	0.35
74-95-3	Dibromomethane	1.0	U	1.0	0.42
75-27-4	Bromodichloromethane	1.0	U	1.0	0.29
75-71-8	Dichlorodifluoromethane	1.0	U	1.0	0.32
100-41-4	Ethylbenzene	0.35	J	1.0	0.25
106-93-4	1,2-Dibromoethane	1.0	U	1.0	0.32
108-20-3	Diisopropyl ether	5.0	U	5.0	0.50
91-20-3	Naphthalene	1.0	U	1.0	0.45
179601-23-1	m-Xylene & p-Xylene	2.0		2.0	0.24
104-51-8	n-Butylbenzene	1.0	U	1.0	0.31
98-82-8	Isopropylbenzene	1.0	U	1.0	0.35
103-65-1	n-Propylbenzene	1.0	U	1.0	0.40
78-93-3	2-Butanone	5.0	U	5.0	0.53
108-10-1	4-Methyl-2-pentanone	5.0	U	5.0	0.99
135-98-8	sec-Butylbenzene	1.0	U	1.0	0.48
1634-04-4	Methyl tert-butyl ether	1.0	U	1.0	0.20
994-05-8	Tert-amyl-methyl ether (TAME)	5.0	U	5.0	0.30
75-09-2	Methylene Chloride	1.0	U	1.0	0.33
95-47-6	o-Xylene	0.29	J	1.0	0.25
100-42-5	Styrene	1.0	U	1.0	0.45
637-92-3	Ethyl-t-butyl ether (ETBE)	5.0	U	5.0	0.23
98-06-6	tert-Butylbenzene	1.0	U	1.0	0.41
127-18-4	Tetrachloroethene	1.0	U	1.0	0.31
108-88-3	Toluene	0.24	J	1.0	0.23
156-60-5	trans-1,2-Dichloroethene	1.0	U	1.0	0.30
10061-02-6	trans-1,3-Dichloropropene	1.0	U	1.0	0.56
79-01-6	Trichloroethene	24		1.0	0.22
75-69-4	Trichlorofluoromethane	1.0	U	1.0	0.49
108-05-4	Vinyl acetate	2.0	U	2.0	0.41
75-01-4	Vinyl chloride	6.8		0.50	0.29
75-65-0	tert-Butyl alcohol	20	U	20	4.9
1330-20-7	Xylenes, Total	2.3		2.0	0.52

FORM I
GC/MS VOA ORGANICS ANALYSIS DATA SHEET

Lab Name: TestAmerica Canton | Job No.: 240-48848-1

SDG No.:

Client Sample ID: MSA-SW40A-033115 | Lab Sample ID: 240-48848-13

Matrix: Water | Lab File ID: UXR9536.D

Analysis Method: 8260C | Date Collected: 03/31/2015 11:56

Sample wt/vol: 5(mL) | Date Analyzed: 04/02/2015 20:48

Soil Aliquot Vol: | Dilution Factor: 1

Soil Extract Vol.: | GC Column: DB-624 ID: 0.18(mm)

% Moisture: | Level: (low/med) Low

Analysis Batch No.: 174872 | Units: ug/L

CAS NO.	COMPOUND NAME	RESULT	Q	RL	MDL
124-48-1	Dibromochloromethane	1.0	U	1.0	0.43

CAS NO.	SURROGATE	%REC	Q	LIMITS
17060-07-0	1,2-Dichloroethane-d4 (Surr)	100		63-129
460-00-4	4-Bromofluorobenzene (Surr)	81		66-120
2037-26-5	Toluene-d8 (Surr)	93		74-120
1868-53-7	Dibromofluoromethane (Surr)	97		75-121

FORM I
GC/MS VOA ORGANICS ANALYSIS DATA SHEET
TENTATIVELY IDENTIFIED COMPOUNDS

Lab Name: TestAmerica Canton Job No.: 240-48848-1

SDG No.:

Client Sample ID: MSA-SW40A-033115 Lab Sample ID: 240-48848-13

Matrix: Water Lab File ID: UXR9536.D

Analysis Method: 8260C Date Collected: 03/31/2015 11:56

Sample wt/vol: 5(mL) Date Analyzed: 04/02/2015 20:48

Soil Aliquot Vol: Dilution Factor: 1

Soil Extract Vol.: GC Column: DB-624 ID: 0.18(mm)

% Moisture: Level: (low/med) Low

Analysis Batch No.: 174872 Units: ug/L

Number TICs Found: 0 TIC Result Total: 0

CAS NO.	COMPOUND NAME	RT	RESULT	Q
	Tentatively Identified Compound		None	

FORM I-TIC 8260C

FORM I
GC/MS VOA ORGANICS ANALYSIS DATA SHEET
TARGETED TENATIVELY IDENTIFIED COMPOUNDS

Lab Name: TestAmerica Canton Job No.: 240-48848-1

SDG No.:

Client Sample ID: MSA-SW40A-033115 Lab Sample ID: 240-48848-13

Matrix: Water Lab File ID: UXR9536.D

Analysis Method: 8260C Date Collected: 03/31/2015 11:56

Sample wt/vol: 5(mL) Date Analyzed: 04/02/2015 20:48

Soil Aliquot Vol: Dilution Factor: 1

Soil Extract Vol.: GC Column: DB-624 ID: 0.18(mm)

% Moisture: Level: (low/med) Low

Analysis Batch No.: 174872 Units: ug/L

CAS NO.	COMPOUND NAME	RT	RESULT	Q
75-45-6	Chlorodifluoromethane TIC		1.0	U

FORM I-TIC 8260C

FORM I
GC/MS VOA ORGANICS ANALYSIS DATA SHEET

Lab Name: TestAmerica Canton | Job No.: 240-48848-1

SDG No.:

Client Sample ID: MSA-SW40B-033115 | Lab Sample ID: 240-48848-14

Matrix: Water | Lab File ID: UXR9537.D

Analysis Method: 8260C | Date Collected: 03/31/2015 11:59

Sample wt/vol: 5(mL) | Date Analyzed: 04/02/2015 21:11

Soil Aliquot Vol: | Dilution Factor: 1

Soil Extract Vol.: | GC Column: DB-624 ID: 0.18(mm)

% Moisture: | Level: (low/med) Low

Analysis Batch No.: 174872 | Units: ug/L

CAS NO.	COMPOUND NAME	RESULT	Q	RL	MDL
630-20-6	1,1,1,2-Tetrachloroethane	1.0	U	1.0	0.28
71-55-6	1,1,1-Trichloroethane	1.0	U	1.0	0.44
79-34-5	1,1,2,2-Tetrachloroethane	1.0	U	1.0	0.22
76-13-1	1,1,2-Trichloro-1,2,2-trichfluoroeth ane	1.0	U	1.0	0.45
75-34-3	1,1-Dichloroethane	1.0	U	1.0	0.30
75-35-4	1,1-Dichloroethene	1.0	U	1.0	0.45
563-58-6	1,1-Dichloropropene	1.0	U	1.0	0.42
87-61-6	1,2,3-Trichlorobenzene	1.0	U	1.0	0.37
96-18-4	1,2,3-Trichloropropane	1.0	U	1.0	0.44
526-73-8	1,2,3-Trimethylbenzene	5.0	U	5.0	0.47
120-82-1	1,2,4-Trichlorobenzene	1.0	U	1.0	0.32
95-63-6	1,2,4-Trimethylbenzene	1.0	U	1.0	0.41
96-12-8	1,2-Dibromo-3-Chloropropane	5.0	U	5.0	0.82
95-50-1	1,2-Dichlorobenzene	1.0	U	1.0	0.25
107-06-2	1,2-Dichloroethane	1.0	U	1.0	0.23
78-87-5	1,2-Dichloropropane	1.0	U	1.0	0.25
541-73-1	1,3-Dichlorobenzene	1.0	U	1.0	0.19
142-28-9	1,3-Dichloropropane	1.0	U	1.0	0.19
106-46-7	1,4-Dichlorobenzene	1.0	U	1.0	0.27
594-20-7	2,2-Dichloropropane	1.0	U	1.0	0.26
110-75-8	2-Chloroethyl vinyl ether	10	U	10	0.59
95-49-8	2-Chlorotoluene	1.0	U	1.0	0.40
591-78-6	2-Hexanone	5.0	U	5.0	0.48
108-86-1	Bromobenzene	1.0	U	1.0	0.35
74-97-5	Bromochloromethane	1.0	U	1.0	0.50
106-43-4	4-Chlorotoluene	1.0	U	1.0	0.29
99-87-6	p-Isopropyltoluene	1.0	U	1.0	0.43
67-64-1	Acetone	2.6	J	5.0	0.94
71-43-2	Benzene	1.0	U	1.0	0.35
75-25-2	Bromoform	1.0	U	1.0	0.56
74-83-9	Bromomethane	1.0	U	1.0	0.44
75-15-0	Carbon disulfide	1.0	U	1.0	0.38
56-23-5	Carbon tetrachloride	1.0	U	1.0	0.43
108-90-7	Chlorobenzene	1.0	U	1.0	0.25
75-00-3	Chloroethane	1.0	U	1.0	0.32

FORM I
GC/MS VOA ORGANICS ANALYSIS DATA SHEET

Lab Name: TestAmerica Canton | Job No.: 240-48848-1

SDG No.:

Client Sample ID: MSA-SW40B-033115 | Lab Sample ID: 240-48848-14

Matrix: Water | Lab File ID: UXR9537.D

Analysis Method: 8260C | Date Collected: 03/31/2015 11:59

Sample wt/vol: 5(mL) | Date Analyzed: 04/02/2015 21:11

Soil Aliquot Vol: | Dilution Factor: 1

Soil Extract Vol.: | GC Column: DB-624 ID: 0.18(mm)

% Moisture: | Level: (low/med) Low

Analysis Batch No.: 174872 | Units: ug/L

CAS NO.	COMPOUND NAME	RESULT	Q	RL	MDL
67-66-3	Chloroform	1.0	U	1.0	0.25
74-87-3	Chloromethane	1.0	U	1.0	0.44
156-59-2	cis-1,2-Dichloroethene	3.6		1.0	0.26
10061-01-5	cis-1,3-Dichloropropene	1.0	U	1.0	0.46
87-68-3	Hexachlorobutadiene	1.0	U	1.0	0.35
74-95-3	Dibromomethane	1.0	U	1.0	0.42
75-27-4	Bromodichloromethane	1.0	U	1.0	0.29
75-71-8	Dichlorodifluoromethane	1.0	U	1.0	0.32
100-41-4	Ethylbenzene	1.0	U	1.0	0.25
106-93-4	1,2-Dibromoethane	1.0	U	1.0	0.32
108-20-3	Diisopropyl ether	5.0	U	5.0	0.50
91-20-3	Naphthalene	1.0	U	1.0	0.45
179601-23-1	m-Xylene & p-Xylene	2.0	U	2.0	0.24
104-51-8	n-Butylbenzene	1.0	U	1.0	0.31
98-82-8	Isopropylbenzene	1.0	U	1.0	0.35
103-65-1	n-Propylbenzene	1.0	U	1.0	0.40
78-93-3	2-Butanone	5.0	U	5.0	0.53
108-10-1	4-Methyl-2-pentanone	5.0	U	5.0	0.99
135-98-8	sec-Butylbenzene	1.0	U	1.0	0.48
1634-04-4	Methyl tert-butyl ether	1.0	U	1.0	0.20
994-05-8	Tert-amyl-methyl ether (TAME)	5.0	U	5.0	0.30
75-09-2	Methylene Chloride	1.0	U	1.0	0.33
95-47-6	o-Xylene	1.0	U	1.0	0.25
100-42-5	Styrene	1.0	U	1.0	0.45
637-92-3	Ethyl-t-butyl ether (ETBE)	5.0	U	5.0	0.23
98-06-6	tert-Butylbenzene	1.0	U	1.0	0.41
127-18-4	Tetrachloroethene	1.0	U	1.0	0.31
108-88-3	Toluene	1.0	U	1.0	0.23
156-60-5	trans-1,2-Dichloroethene	1.0	U	1.0	0.30
10061-02-6	trans-1,3-Dichloropropene	1.0	U	1.0	0.56
79-01-6	Trichloroethene	10		1.0	0.22
75-69-4	Trichlorofluoromethane	1.0	U	1.0	0.49
108-05-4	Vinyl acetate	2.0	U	2.0	0.41
75-01-4	Vinyl chloride	1.3		0.50	0.29
75-65-0	tert-Butyl alcohol	20	U	20	4.9
1330-20-7	Xylenes, Total	2.0	U	2.0	0.52

FORM I
GC/MS VOA ORGANICS ANALYSIS DATA SHEET

Lab Name: TestAmerica Canton | Job No.: 240-48848-1

SDG No.:

Client Sample ID: MSA-SW40B-033115 | Lab Sample ID: 240-48848-14

Matrix: Water | Lab File ID: UXR9537.D

Analysis Method: 8260C | Date Collected: 03/31/2015 11:59

Sample wt/vol: 5(mL) | Date Analyzed: 04/02/2015 21:11

Soil Aliquot Vol: | Dilution Factor: 1

Soil Extract Vol.: | GC Column: DB-624 ID: 0.18(mm)

% Moisture: | Level: (low/med) Low

Analysis Batch No.: 174872 | Units: ug/L

CAS NO.	COMPOUND NAME	RESULT	Q	RL	MDL
124-48-1	Dibromochloromethane	1.0	U	1.0	0.43

CAS NO.	SURROGATE	%REC	Q	LIMITS
17060-07-0	1,2-Dichloroethane-d4 (Surr)	105		63-129
460-00-4	4-Bromofluorobenzene (Surr)	79		66-120
2037-26-5	Toluene-d8 (Surr)	91		74-120
1868-53-7	Dibromofluoromethane (Surr)	102		75-121

FORM I
GC/MS VOA ORGANICS ANALYSIS DATA SHEET
TENTATIVELY IDENTIFIED COMPOUNDS

Lab Name: TestAmerica Canton Job No.: 240-48848-1

SDG No.:

Client Sample ID: MSA-SW40B-033115 Lab Sample ID: 240-48848-14

Matrix: Water Lab File ID: UXR9537.D

Analysis Method: 8260C Date Collected: 03/31/2015 11:59

Sample wt/vol: 5(mL) Date Analyzed: 04/02/2015 21:11

Soil Aliquot Vol: Dilution Factor: 1

Soil Extract Vol.: GC Column: DB-624 ID: 0.18(mm)

% Moisture: Level: (low/med) Low

Analysis Batch No.: 174872 Units: ug/L

Number TICs Found: 0 TIC Result Total: 0

CAS NO.	COMPOUND NAME	RT	RESULT	Q
	Tentatively Identified Compound		None	

FORM I-TIC 8260C

FORM I
GC/MS VOA ORGANICS ANALYSIS DATA SHEET
TARGETED TENATIVELY IDENTIFIED COMPOUNDS

Lab Name: TestAmerica Canton Job No.: 240-48848-1

SDG No.:

Client Sample ID: MSA-SW40B-033115 Lab Sample ID: 240-48848-14

Matrix: Water Lab File ID: UXR9537.D

Analysis Method: 8260C Date Collected: 03/31/2015 11:59

Sample wt/vol: 5(mL) Date Analyzed: 04/02/2015 21:11

Soil Aliquot Vol: Dilution Factor: 1

Soil Extract Vol.: GC Column: DB-624 ID: 0.18(mm)

% Moisture: Level: (low/med) Low

Analysis Batch No.: 174872 Units: ug/L

CAS NO.	COMPOUND NAME	RT	RESULT	Q
75-45-6	Chlorodifluoromethane TIC		1.0	U

FORM I-TIC 8260C

FORM I
GC/MS VOA ORGANICS ANALYSIS DATA SHEET

Lab Name: TestAmerica Canton | Job No.: 240-48848-1

SDG No.:

Client Sample ID: MSA-SW40C-033115 | Lab Sample ID: 240-48848-15

Matrix: Water | Lab File ID: UXR9538.D

Analysis Method: 8260C | Date Collected: 03/31/2015 12:02

Sample wt/vol: 5(mL) | Date Analyzed: 04/02/2015 21:33

Soil Aliquot Vol: | Dilution Factor: 1

Soil Extract Vol.: | GC Column: DB-624 ID: 0.18(mm)

% Moisture: | Level: (low/med) Low

Analysis Batch No.: 174872 | Units: ug/L

CAS NO.	COMPOUND NAME	RESULT	Q	RL	MDL
630-20-6	1,1,1,2-Tetrachloroethane	1.0	U	1.0	0.28
71-55-6	1,1,1-Trichloroethane	1.0	U	1.0	0.44
79-34-5	1,1,2,2-Tetrachloroethane	1.0	U	1.0	0.22
76-13-1	1,1,2-Trichloro-1,2,2-trichfluoroeth ane	1.0	U	1.0	0.45
75-34-3	1,1-Dichloroethane	1.0	U	1.0	0.30
75-35-4	1,1-Dichloroethene	1.0	U	1.0	0.45
563-58-6	1,1-Dichloropropene	1.0	U	1.0	0.42
87-61-6	1,2,3-Trichlorobenzene	1.0	U	1.0	0.37
96-18-4	1,2,3-Trichloropropane	1.0	U	1.0	0.44
526-73-8	1,2,3-Trimethylbenzene	5.0	U	5.0	0.47
120-82-1	1,2,4-Trichlorobenzene	1.0	U	1.0	0.32
95-63-6	1,2,4-Trimethylbenzene	1.0	U	1.0	0.41
96-12-8	1,2-Dibromo-3-Chloropropane	5.0	U	5.0	0.82
95-50-1	1,2-Dichlorobenzene	1.0	U	1.0	0.25
107-06-2	1,2-Dichloroethane	1.0	U	1.0	0.23
78-87-5	1,2-Dichloropropane	1.0	U	1.0	0.25
541-73-1	1,3-Dichlorobenzene	1.0	U	1.0	0.19
142-28-9	1,3-Dichloropropane	1.0	U	1.0	0.19
106-46-7	1,4-Dichlorobenzene	1.0	U	1.0	0.27
594-20-7	2,2-Dichloropropane	1.0	U	1.0	0.26
110-75-8	2-Chloroethyl vinyl ether	10	U	10	0.59
95-49-8	2-Chlorotoluene	1.0	U	1.0	0.40
591-78-6	2-Hexanone	5.0	U	5.0	0.48
108-86-1	Bromobenzene	1.0	U	1.0	0.35
74-97-5	Bromochloromethane	1.0	U	1.0	0.50
106-43-4	4-Chlorotoluene	1.0	U	1.0	0.29
99-87-6	p-Isopropyltoluene	1.0	U	1.0	0.43
67-64-1	Acetone	5.0	U	5.0	0.94
71-43-2	Benzene	1.0	U	1.0	0.35
75-25-2	Bromoform	1.0	U	1.0	0.56
74-83-9	Bromomethane	1.0	U	1.0	0.44
75-15-0	Carbon disulfide	1.0	U	1.0	0.38
56-23-5	Carbon tetrachloride	1.0	U	1.0	0.43
108-90-7	Chlorobenzene	1.0	U	1.0	0.25
75-00-3	Chloroethane	1.0	U	1.0	0.32

FORM I
GC/MS VOA ORGANICS ANALYSIS DATA SHEET

Lab Name: TestAmerica Canton | Job No.: 240-48848-1

SDG No.:

Client Sample ID: MSA-SW40C-033115 | Lab Sample ID: 240-48848-15

Matrix: Water | Lab File ID: UXR9538.D

Analysis Method: 8260C | Date Collected: 03/31/2015 12:02

Sample wt/vol: 5(mL) | Date Analyzed: 04/02/2015 21:33

Soil Aliquot Vol: | Dilution Factor: 1

Soil Extract Vol.: | GC Column: DB-624 ID: 0.18(mm)

% Moisture: | Level: (low/med) Low

Analysis Batch No.: 174872 | Units: ug/L

CAS NO.	COMPOUND NAME	RESULT	Q	RL	MDL
67-66-3	Chloroform	1.0	U	1.0	0.25
74-87-3	Chloromethane	1.0	U	1.0	0.44
156-59-2	cis-1,2-Dichloroethene	1.9		1.0	0.26
10061-01-5	cis-1,3-Dichloropropene	1.0	U	1.0	0.46
87-68-3	Hexachlorobutadiene	1.0	U	1.0	0.35
74-95-3	Dibromomethane	1.0	U	1.0	0.42
75-27-4	Bromodichloromethane	1.0	U	1.0	0.29
75-71-8	Dichlorodifluoromethane	1.0	U	1.0	0.32
100-41-4	Ethylbenzene	1.0	U	1.0	0.25
106-93-4	1,2-Dibromoethane	1.0	U	1.0	0.32
108-20-3	Diisopropyl ether	5.0	U	5.0	0.50
91-20-3	Naphthalene	1.0	U	1.0	0.45
179601-23-1	m-Xylene & p-Xylene	0.70	J	2.0	0.24
104-51-8	n-Butylbenzene	1.0	U	1.0	0.31
98-82-8	Isopropylbenzene	1.0	U	1.0	0.35
103-65-1	n-Propylbenzene	1.0	U	1.0	0.40
78-93-3	2-Butanone	5.0	U	5.0	0.53
108-10-1	4-Methyl-2-pentanone	5.0	U	5.0	0.99
135-98-8	sec-Butylbenzene	1.0	U	1.0	0.48
1634-04-4	Methyl tert-butyl ether	1.0	U	1.0	0.20
994-05-8	Tert-amyl-methyl ether (TAME)	5.0	U	5.0	0.30
75-09-2	Methylene Chloride	1.0	U	1.0	0.33
95-47-6	o-Xylene	0.25	J	1.0	0.25
100-42-5	Styrene	1.0	U	1.0	0.45
637-92-3	Ethyl-t-butyl ether (ETBE)	5.0	U	5.0	0.23
98-06-6	tert-Butylbenzene	1.0	U	1.0	0.41
127-18-4	Tetrachloroethene	1.0	U	1.0	0.31
108-88-3	Toluene	1.3		1.0	0.23
156-60-5	trans-1,2-Dichloroethene	1.0	U	1.0	0.30
10061-02-6	trans-1,3-Dichloropropene	1.0	U	1.0	0.56
79-01-6	Trichloroethene	4.6		1.0	0.22
75-69-4	Trichlorofluoromethane	1.0	U	1.0	0.49
108-05-4	Vinyl acetate	2.0	U	2.0	0.41
75-01-4	Vinyl chloride	0.79		0.50	0.29
75-65-0	tert-Butyl alcohol	20	U	20	4.9
1330-20-7	Xylenes, Total	0.95	J	2.0	0.52

FORM I
GC/MS VOA ORGANICS ANALYSIS DATA SHEET

Lab Name: TestAmerica Canton | Job No.: 240-48848-1

SDG No.:

Client Sample ID: MSA-SW40C-033115 | Lab Sample ID: 240-48848-15

Matrix: Water | Lab File ID: UXR9538.D

Analysis Method: 8260C | Date Collected: 03/31/2015 12:02

Sample wt/vol: 5(mL) | Date Analyzed: 04/02/2015 21:33

Soil Aliquot Vol: | Dilution Factor: 1

Soil Extract Vol.: | GC Column: DB-624 ID: 0.18(mm)

% Moisture: | Level: (low/med) Low

Analysis Batch No.: 174872 | Units: ug/L

CAS NO.	COMPOUND NAME	RESULT	Q	RL	MDL
124-48-1	Dibromochloromethane	1.0	U	1.0	0.43

CAS NO.	SURROGATE	%REC	Q	LIMITS
17060-07-0	1,2-Dichloroethane-d4 (Surr)	104		63-129
460-00-4	4-Bromofluorobenzene (Surr)	81		66-120
2037-26-5	Toluene-d8 (Surr)	92		74-120
1868-53-7	Dibromofluoromethane (Surr)	99		75-121

FORM I
GC/MS VOA ORGANICS ANALYSIS DATA SHEET
TENTATIVELY IDENTIFIED COMPOUNDS

Lab Name: TestAmerica Canton Job No.: 240-48848-1

SDG No.:

Client Sample ID: MSA-SW40C-033115 Lab Sample ID: 240-48848-15

Matrix: Water Lab File ID: UXR9538.D

Analysis Method: 8260C Date Collected: 03/31/2015 12:02

Sample wt/vol: 5(mL) Date Analyzed: 04/02/2015 21:33

Soil Aliquot Vol: Dilution Factor: 1

Soil Extract Vol.: GC Column: DB-624 ID: 0.18(mm)

% Moisture: Level: (low/med) Low

Analysis Batch No.: 174872 Units: ug/L

Number TICs Found: 0 TIC Result Total: 0

CAS NO.	COMPOUND NAME	RT	RESULT	Q
	Tentatively Identified Compound		None	

FORM I-TIC 8260C

FORM I
GC/MS VOA ORGANICS ANALYSIS DATA SHEET
TARGETED TENATIVELY IDENTIFIED COMPOUNDS

Lab Name: TestAmerica Canton Job No.: 240-48848-1

SDG No.:

Client Sample ID: MSA-SW40C-033115 Lab Sample ID: 240-48848-15

Matrix: Water Lab File ID: UXR9538.D

Analysis Method: 8260C Date Collected: 03/31/2015 12:02

Sample wt/vol: 5(mL) Date Analyzed: 04/02/2015 21:33

Soil Aliquot Vol: Dilution Factor: 1

Soil Extract Vol.: GC Column: DB-624 ID: 0.18(mm)

% Moisture: Level: (low/med) Low

Analysis Batch No.: 174872 Units: ug/L

CAS NO.	COMPOUND NAME	RT	RESULT	Q
75-45-6	Chlorodifluoromethane TIC		1.0	U

FORM I
GC/MS VOA ORGANICS ANALYSIS DATA SHEET

Lab Name: TestAmerica Canton | Job No.: 240-48848-1

SDG No.:

Client Sample ID: MSA-SW40D-033115 | Lab Sample ID: 240-48848-16

Matrix: Water | Lab File ID: UXR9539.D

Analysis Method: 8260C | Date Collected: 03/31/2015 12:07

Sample wt/vol: 5(mL) | Date Analyzed: 04/02/2015 21:55

Soil Aliquot Vol: | Dilution Factor: 1

Soil Extract Vol.: | GC Column: DB-624 ID: 0.18(mm)

% Moisture: | Level: (low/med) Low

Analysis Batch No.: 174872 | Units: ug/L

CAS NO.	COMPOUND NAME	RESULT	Q	RL	MDL
630-20-6	1,1,1,2-Tetrachloroethane	1.0	U	1.0	0.28
71-55-6	1,1,1-Trichloroethane	1.0	U	1.0	0.44
79-34-5	1,1,2,2-Tetrachloroethane	1.0	U	1.0	0.22
76-13-1	1,1,2-Trichloro-1,2,2-trichfluoroeth ane	1.0	U	1.0	0.45
75-34-3	1,1-Dichloroethane	1.0	U	1.0	0.30
75-35-4	1,1-Dichloroethene	1.0	U	1.0	0.45
563-58-6	1,1-Dichloropropene	1.0	U	1.0	0.42
87-61-6	1,2,3-Trichlorobenzene	1.0	U	1.0	0.37
96-18-4	1,2,3-Trichloropropane	1.0	U	1.0	0.44
526-73-8	1,2,3-Trimethylbenzene	5.0	U	5.0	0.47
120-82-1	1,2,4-Trichlorobenzene	1.0	U	1.0	0.32
95-63-6	1,2,4-Trimethylbenzene	1.0	U	1.0	0.41
96-12-8	1,2-Dibromo-3-Chloropropane	5.0	U	5.0	0.82
95-50-1	1,2-Dichlorobenzene	1.0	U	1.0	0.25
107-06-2	1,2-Dichloroethane	1.0	U	1.0	0.23
78-87-5	1,2-Dichloropropane	1.0	U	1.0	0.25
541-73-1	1,3-Dichlorobenzene	1.0	U	1.0	0.19
142-28-9	1,3-Dichloropropane	1.0	U	1.0	0.19
106-46-7	1,4-Dichlorobenzene	1.0	U	1.0	0.27
594-20-7	2,2-Dichloropropane	1.0	U	1.0	0.26
110-75-8	2-Chloroethyl vinyl ether	10	U	10	0.59
95-49-8	2-Chlorotoluene	1.0	U	1.0	0.40
591-78-6	2-Hexanone	5.0	U	5.0	0.48
108-86-1	Bromobenzene	1.0	U	1.0	0.35
74-97-5	Bromochloromethane	1.0	U	1.0	0.50
106-43-4	4-Chlorotoluene	1.0	U	1.0	0.29
99-87-6	p-Isopropyltoluene	1.0	U	1.0	0.43
67-64-1	Acetone	9.9		5.0	0.94
71-43-2	Benzene	1.0	U	1.0	0.35
75-25-2	Bromoform	1.0	U	1.0	0.56
74-83-9	Bromomethane	1.0	U	1.0	0.44
75-15-0	Carbon disulfide	1.0	U	1.0	0.38
56-23-5	Carbon tetrachloride	1.0	U	1.0	0.43
108-90-7	Chlorobenzene	1.0	U	1.0	0.25
75-00-3	Chloroethane	1.0	U	1.0	0.32

FORM I
GC/MS VOA ORGANICS ANALYSIS DATA SHEET

Lab Name: TestAmerica Canton | Job No.: 240-48848-1

SDG No.:

Client Sample ID: MSA-SW40D-033115 | Lab Sample ID: 240-48848-16

Matrix: Water | Lab File ID: UXR9539.D

Analysis Method: 8260C | Date Collected: 03/31/2015 12:07

Sample wt/vol: 5(mL) | Date Analyzed: 04/02/2015 21:55

Soil Aliquot Vol: | Dilution Factor: 1

Soil Extract Vol.: | GC Column: DB-624 ID: 0.18(mm)

% Moisture: | Level: (low/med) Low

Analysis Batch No.: 174872 | Units: ug/L

CAS NO.	COMPOUND NAME	RESULT	Q	RL	MDL
67-66-3	Chloroform	1.0	U	1.0	0.25
74-87-3	Chloromethane	1.0	U	1.0	0.44
156-59-2	cis-1,2-Dichloroethene	1.3		1.0	0.26
10061-01-5	cis-1,3-Dichloropropene	1.0	U	1.0	0.46
87-68-3	Hexachlorobutadiene	1.0	U	1.0	0.35
74-95-3	Dibromomethane	1.0	U	1.0	0.42
75-27-4	Bromodichloromethane	1.0	U	1.0	0.29
75-71-8	Dichlorodifluoromethane	1.0	U	1.0	0.32
100-41-4	Ethylbenzene	1.0	U	1.0	0.25
106-93-4	1,2-Dibromoethane	1.0	U	1.0	0.32
108-20-3	Diisopropyl ether	5.0	U	5.0	0.50
91-20-3	Naphthalene	1.0	U	1.0	0.45
179601-23-1	m-Xylene & p-Xylene	2.0	U	2.0	0.24
104-51-8	n-Butylbenzene	1.0	U	1.0	0.31
98-82-8	Isopropylbenzene	1.0	U	1.0	0.35
103-65-1	n-Propylbenzene	1.0	U	1.0	0.40
78-93-3	2-Butanone	5.0	U	5.0	0.53
108-10-1	4-Methyl-2-pentanone	5.0	U	5.0	0.99
135-98-8	sec-Butylbenzene	1.0	U	1.0	0.48
1634-04-4	Methyl tert-butyl ether	1.0	U	1.0	0.20
994-05-8	Tert-amyl-methyl ether (TAME)	5.0	U	5.0	0.30
75-09-2	Methylene Chloride	1.0	U	1.0	0.33
95-47-6	o-Xylene	1.0	U	1.0	0.25
100-42-5	Styrene	1.0	U	1.0	0.45
637-92-3	Ethyl-t-butyl ether (ETBE)	5.0	U	5.0	0.23
98-06-6	tert-Butylbenzene	1.0	U	1.0	0.41
127-18-4	Tetrachloroethene	1.0	U	1.0	0.31
108-88-3	Toluene	1.0	U	1.0	0.23
156-60-5	trans-1,2-Dichloroethene	1.0	U	1.0	0.30
10061-02-6	trans-1,3-Dichloropropene	1.0	U	1.0	0.56
79-01-6	Trichloroethene	3.1		1.0	0.22
75-69-4	Trichlorofluoromethane	1.0	U	1.0	0.49
108-05-4	Vinyl acetate	2.0	U	2.0	0.41
75-01-4	Vinyl chloride	0.72		0.50	0.29
75-65-0	tert-Butyl alcohol	20	U	20	4.9
1330-20-7	Xylenes, Total	2.0	U	2.0	0.52

FORM I
GC/MS VOA ORGANICS ANALYSIS DATA SHEET

Lab Name: TestAmerica Canton | Job No.: 240-48848-1

SDG No.:

Client Sample ID: MSA-SW40D-033115 | Lab Sample ID: 240-48848-16

Matrix: Water | Lab File ID: UXR9539.D

Analysis Method: 8260C | Date Collected: 03/31/2015 12:07

Sample wt/vol: 5(mL) | Date Analyzed: 04/02/2015 21:55

Soil Aliquot Vol: | Dilution Factor: 1

Soil Extract Vol.: | GC Column: DB-624 ID: 0.18(mm)

% Moisture: | Level: (low/med) Low

Analysis Batch No.: 174872 | Units: ug/L

CAS NO.	COMPOUND NAME	RESULT	Q	RL	MDL
124-48-1	Dibromochloromethane	1.0	U	1.0	0.43

CAS NO.	SURROGATE	%REC	Q	LIMITS
17060-07-0	1,2-Dichloroethane-d4 (Surr)	103		63-129
460-00-4	4-Bromofluorobenzene (Surr)	78		66-120
2037-26-5	Toluene-d8 (Surr)	91		74-120
1868-53-7	Dibromofluoromethane (Surr)	102		75-121

FORM I
GC/MS VOA ORGANICS ANALYSIS DATA SHEET
TENTATIVELY IDENTIFIED COMPOUNDS

Lab Name: TestAmerica Canton Job No.: 240-48848-1

SDG No.:

Client Sample ID: MSA-SW40D-033115 Lab Sample ID: 240-48848-16

Matrix: Water Lab File ID: UXR9539.D

Analysis Method: 8260C Date Collected: 03/31/2015 12:07

Sample wt/vol: 5(mL) Date Analyzed: 04/02/2015 21:55

Soil Aliquot Vol: Dilution Factor: 1

Soil Extract Vol.: GC Column: DB-624 ID: 0.18(mm)

% Moisture: Level: (low/med) Low

Analysis Batch No.: 174872 Units: ug/L

Number TICs Found: 0 TIC Result Total: 0

CAS NO.	COMPOUND NAME	RT	RESULT	Q
	Tentatively Identified Compound		None	

FORM I-TIC 8260C

FORM I
GC/MS VOA ORGANICS ANALYSIS DATA SHEET
TARGETED TENATIVELY IDENTIFIED COMPOUNDS

Lab Name: TestAmerica Canton Job No.: 240-48848-1

SDG No.:

Client Sample ID: MSA-SW40D-033115 Lab Sample ID: 240-48848-16

Matrix: Water Lab File ID: UXR9539.D

Analysis Method: 8260C Date Collected: 03/31/2015 12:07

Sample wt/vol: 5(mL) Date Analyzed: 04/02/2015 21:55

Soil Aliquot Vol: Dilution Factor: 1

Soil Extract Vol.: GC Column: DB-624 ID: 0.18(mm)

% Moisture: Level: (low/med) Low

Analysis Batch No.: 174872 Units: ug/L

CAS NO.	COMPOUND NAME	RT	RESULT	Q
75-45-6	Chlorodifluoromethane TIC		1.0	U

FORM I
GC/MS VOA ORGANICS ANALYSIS DATA SHEET

Lab Name: TestAmerica Canton | Job No.: 240-48848-1

SDG No.:

Client Sample ID: MSA-SW41A-033115 | Lab Sample ID: 240-48848-17

Matrix: Water | Lab File ID: UXR9540.D

Analysis Method: 8260C | Date Collected: 03/31/2015 11:14

Sample wt/vol: 5(mL) | Date Analyzed: 04/02/2015 22:18

Soil Aliquot Vol: | Dilution Factor: 1

Soil Extract Vol.: | GC Column: DB-624 ID: 0.18(mm)

% Moisture: | Level: (low/med) Low

Analysis Batch No.: 174872 | Units: ug/L

CAS NO.	COMPOUND NAME	RESULT	Q	RL	MDL
630-20-6	1,1,1,2-Tetrachloroethane	1.0	U	1.0	0.28
71-55-6	1,1,1-Trichloroethane	1.0	U	1.0	0.44
79-34-5	1,1,2,2-Tetrachloroethane	1.0	U	1.0	0.22
76-13-1	1,1,2-Trichloro-1,2,2-trichfluoroeth ane	1.0	U	1.0	0.45
75-34-3	1,1-Dichloroethane	1.0	U	1.0	0.30
75-35-4	1,1-Dichloroethene	1.0	U	1.0	0.45
563-58-6	1,1-Dichloropropene	1.0	U	1.0	0.42
87-61-6	1,2,3-Trichlorobenzene	1.0	U	1.0	0.37
96-18-4	1,2,3-Trichloropropane	1.0	U	1.0	0.44
526-73-8	1,2,3-Trimethylbenzene	5.0	U	5.0	0.47
120-82-1	1,2,4-Trichlorobenzene	1.0	U	1.0	0.32
95-63-6	1,2,4-Trimethylbenzene	1.0	U	1.0	0.41
96-12-8	1,2-Dibromo-3-Chloropropane	5.0	U	5.0	0.82
95-50-1	1,2-Dichlorobenzene	1.0	U	1.0	0.25
107-06-2	1,2-Dichloroethane	1.0	U	1.0	0.23
78-87-5	1,2-Dichloropropane	1.0	U	1.0	0.25
541-73-1	1,3-Dichlorobenzene	1.0	U	1.0	0.19
142-28-9	1,3-Dichloropropane	1.0	U	1.0	0.19
106-46-7	1,4-Dichlorobenzene	1.0	U	1.0	0.27
594-20-7	2,2-Dichloropropane	1.0	U	1.0	0.26
110-75-8	2-Chloroethyl vinyl ether	10	U	10	0.59
95-49-8	2-Chlorotoluene	1.0	U	1.0	0.40
591-78-6	2-Hexanone	5.0	U	5.0	0.48
108-86-1	Bromobenzene	1.0	U	1.0	0.35
74-97-5	Bromochloromethane	1.0	U	1.0	0.50
106-43-4	4-Chlorotoluene	1.0	U	1.0	0.29
99-87-6	p-Isopropyltoluene	1.0	U	1.0	0.43
67-64-1	Acetone	5.0	U	5.0	0.94
71-43-2	Benzene	1.0	U	1.0	0.35
75-25-2	Bromoform	1.0	U	1.0	0.56
74-83-9	Bromomethane	1.0	U	1.0	0.44
75-15-0	Carbon disulfide	1.0	U	1.0	0.38
56-23-5	Carbon tetrachloride	1.0	U	1.0	0.43
108-90-7	Chlorobenzene	1.0	U	1.0	0.25
75-00-3	Chloroethane	1.0	U	1.0	0.32

FORM I
GC/MS VOA ORGANICS ANALYSIS DATA SHEET

Lab Name: TestAmerica Canton | Job No.: 240-48848-1

SDG No.:

Client Sample ID: MSA-SW41A-033115 | Lab Sample ID: 240-48848-17

Matrix: Water | Lab File ID: UXR9540.D

Analysis Method: 8260C | Date Collected: 03/31/2015 11:14

Sample wt/vol: 5(mL) | Date Analyzed: 04/02/2015 22:18

Soil Aliquot Vol: | Dilution Factor: 1

Soil Extract Vol.: | GC Column: DB-624 ID: 0.18(mm)

% Moisture: | Level: (low/med) Low

Analysis Batch No.: 174872 | Units: ug/L

CAS NO.	COMPOUND NAME	RESULT	Q	RL	MDL
67-66-3	Chloroform	1.0	U	1.0	0.25
74-87-3	Chloromethane	1.0	U	1.0	0.44
156-59-2	cis-1,2-Dichloroethene	12		1.0	0.26
10061-01-5	cis-1,3-Dichloropropene	1.0	U	1.0	0.46
87-68-3	Hexachlorobutadiene	1.0	U	1.0	0.35
74-95-3	Dibromomethane	1.0	U	1.0	0.42
75-27-4	Bromodichloromethane	1.0	U	1.0	0.29
75-71-8	Dichlorodifluoromethane	1.0	U	1.0	0.32
100-41-4	Ethylbenzene	1.0	U	1.0	0.25
106-93-4	1,2-Dibromoethane	1.0	U	1.0	0.32
108-20-3	Diisopropyl ether	5.0	U	5.0	0.50
91-20-3	Naphthalene	1.0	U	1.0	0.45
179601-23-1	m-Xylene & p-Xylene	2.0	U	2.0	0.24
104-51-8	n-Butylbenzene	1.0	U	1.0	0.31
98-82-8	Isopropylbenzene	1.0	U	1.0	0.35
103-65-1	n-Propylbenzene	1.0	U	1.0	0.40
78-93-3	2-Butanone	5.0	U	5.0	0.53
108-10-1	4-Methyl-2-pentanone	5.0	U	5.0	0.99
135-98-8	sec-Butylbenzene	1.0	U	1.0	0.48
1634-04-4	Methyl tert-butyl ether	1.0	U	1.0	0.20
994-05-8	Tert-amyl-methyl ether (TAME)	5.0	U	5.0	0.30
75-09-2	Methylene Chloride	1.0	U	1.0	0.33
95-47-6	o-Xylene	1.0	U	1.0	0.25
100-42-5	Styrene	1.0	U	1.0	0.45
637-92-3	Ethyl-t-butyl ether (ETBE)	5.0	U	5.0	0.23
98-06-6	tert-Butylbenzene	1.0	U	1.0	0.41
127-18-4	Tetrachloroethene	1.0	U	1.0	0.31
108-88-3	Toluene	1.0	U	1.0	0.23
156-60-5	trans-1,2-Dichloroethene	1.0	U	1.0	0.30
10061-02-6	trans-1,3-Dichloropropene	1.0	U	1.0	0.56
79-01-6	Trichloroethene	13		1.0	0.22
75-69-4	Trichlorofluoromethane	1.0	U	1.0	0.49
108-05-4	Vinyl acetate	2.0	U	2.0	0.41
75-01-4	Vinyl chloride	0.96		0.50	0.29
75-65-0	tert-Butyl alcohol	20	U	20	4.9
1330-20-7	Xylenes, Total	2.0	U	2.0	0.52

FORM I
GC/MS VOA ORGANICS ANALYSIS DATA SHEET

Lab Name: TestAmerica Canton | Job No.: 240-48848-1

SDG No.:

Client Sample ID: MSA-SW41A-033115 | Lab Sample ID: 240-48848-17

Matrix: Water | Lab File ID: UXR9540.D

Analysis Method: 8260C | Date Collected: 03/31/2015 11:14

Sample wt/vol: 5(mL) | Date Analyzed: 04/02/2015 22:18

Soil Aliquot Vol: | Dilution Factor: 1

Soil Extract Vol.: | GC Column: DB-624 ID: 0.18(mm)

% Moisture: | Level: (low/med) Low

Analysis Batch No.: 174872 | Units: ug/L

CAS NO.	COMPOUND NAME	RESULT	Q	RL	MDL
124-48-1	Dibromochloromethane	1.0	U	1.0	0.43

CAS NO.	SURROGATE	%REC	Q	LIMITS
17060-07-0	1,2-Dichloroethane-d4 (Surr)	101		63-129
460-00-4	4-Bromofluorobenzene (Surr)	77		66-120
2037-26-5	Toluene-d8 (Surr)	93		74-120
1868-53-7	Dibromofluoromethane (Surr)	98		75-121

FORM I
GC/MS VOA ORGANICS ANALYSIS DATA SHEET
TENTATIVELY IDENTIFIED COMPOUNDS

Lab Name: TestAmerica Canton Job No.: 240-48848-1

SDG No.:

Client Sample ID: MSA-SW41A-033115 Lab Sample ID: 240-48848-17

Matrix: Water Lab File ID: UXR9540.D

Analysis Method: 8260C Date Collected: 03/31/2015 11:14

Sample wt/vol: 5(mL) Date Analyzed: 04/02/2015 22:18

Soil Aliquot Vol: Dilution Factor: 1

Soil Extract Vol.: GC Column: DB-624 ID: 0.18(mm)

% Moisture: Level: (low/med) Low

Analysis Batch No.: 174872 Units: ug/L

Number TICs Found: 0 TIC Result Total: 0

CAS NO.	COMPOUND NAME	RT	RESULT	Q
	Tentatively Identified Compound		None	

FORM I
GC/MS VOA ORGANICS ANALYSIS DATA SHEET
TARGETED TENATIVELY IDENTIFIED COMPOUNDS

Lab Name: TestAmerica Canton Job No.: 240-48848-1

SDG No.:

Client Sample ID: MSA-SW41A-033115 Lab Sample ID: 240-48848-17

Matrix: Water Lab File ID: UXR9540.D

Analysis Method: 8260C Date Collected: 03/31/2015 11:14

Sample wt/vol: 5(mL) Date Analyzed: 04/02/2015 22:18

Soil Aliquot Vol: Dilution Factor: 1

Soil Extract Vol.: GC Column: DB-624 ID: 0.18(mm)

% Moisture: Level: (low/med) Low

Analysis Batch No.: 174872 Units: ug/L

CAS NO.	COMPOUND NAME	RT	RESULT	Q
75-45-6	Chlorodifluoromethane TIC		1.0	U

FORM I
GC/MS VOA ORGANICS ANALYSIS DATA SHEET

Lab Name: TestAmerica Canton | Job No.: 240-48848-1

SDG No.:

Client Sample ID: MSA-SW41B-033115 | Lab Sample ID: 240-48848-18

Matrix: Water | Lab File ID: UXR9541.D

Analysis Method: 8260C | Date Collected: 03/31/2015 11:20

Sample wt/vol: 5(mL) | Date Analyzed: 04/02/2015 22:40

Soil Aliquot Vol: | Dilution Factor: 1

Soil Extract Vol.: | GC Column: DB-624 ID: 0.18(mm)

% Moisture: | Level: (low/med) Low

Analysis Batch No.: 174872 | Units: ug/L

CAS NO.	COMPOUND NAME	RESULT	Q	RL	MDL
630-20-6	1,1,1,2-Tetrachloroethane	1.0	U	1.0	0.28
71-55-6	1,1,1-Trichloroethane	1.0	U	1.0	0.44
79-34-5	1,1,2,2-Tetrachloroethane	1.0	U	1.0	0.22
76-13-1	1,1,2-Trichloro-1,2,2-trichfluoroeth ane	1.0	U	1.0	0.45
75-34-3	1,1-Dichloroethane	1.0	U	1.0	0.30
75-35-4	1,1-Dichloroethene	1.0	U	1.0	0.45
563-58-6	1,1-Dichloropropene	1.0	U	1.0	0.42
87-61-6	1,2,3-Trichlorobenzene	1.0	U	1.0	0.37
96-18-4	1,2,3-Trichloropropane	1.0	U	1.0	0.44
526-73-8	1,2,3-Trimethylbenzene	5.0	U	5.0	0.47
120-82-1	1,2,4-Trichlorobenzene	1.0	U	1.0	0.32
95-63-6	1,2,4-Trimethylbenzene	1.0	U	1.0	0.41
96-12-8	1,2-Dibromo-3-Chloropropane	5.0	U	5.0	0.82
95-50-1	1,2-Dichlorobenzene	1.0	U	1.0	0.25
107-06-2	1,2-Dichloroethane	1.0	U	1.0	0.23
78-87-5	1,2-Dichloropropane	1.0	U	1.0	0.25
541-73-1	1,3-Dichlorobenzene	1.0	U	1.0	0.19
142-28-9	1,3-Dichloropropane	1.0	U	1.0	0.19
106-46-7	1,4-Dichlorobenzene	1.0	U	1.0	0.27
594-20-7	2,2-Dichloropropane	1.0	U	1.0	0.26
110-75-8	2-Chloroethyl vinyl ether	10	U	10	0.59
95-49-8	2-Chlorotoluene	1.0	U	1.0	0.40
591-78-6	2-Hexanone	5.0	U	5.0	0.48
108-86-1	Bromobenzene	1.0	U	1.0	0.35
74-97-5	Bromochloromethane	1.0	U	1.0	0.50
106-43-4	4-Chlorotoluene	1.0	U	1.0	0.29
99-87-6	p-Isopropyltoluene	1.0	U	1.0	0.43
67-64-1	Acetone	22		5.0	0.94
71-43-2	Benzene	1.0	U	1.0	0.35
75-25-2	Bromoform	1.0	U	1.0	0.56
74-83-9	Bromomethane	1.0	U	1.0	0.44
75-15-0	Carbon disulfide	1.0	U	1.0	0.38
56-23-5	Carbon tetrachloride	1.0	U	1.0	0.43
108-90-7	Chlorobenzene	1.0	U	1.0	0.25
75-00-3	Chloroethane	1.0	U	1.0	0.32

FORM I
GC/MS VOA ORGANICS ANALYSIS DATA SHEET

Lab Name: TestAmerica Canton | Job No.: 240-48848-1

SDG No.:

Client Sample ID: MSA-SW41B-033115 | Lab Sample ID: 240-48848-18

Matrix: Water | Lab File ID: UXR9541.D

Analysis Method: 8260C | Date Collected: 03/31/2015 11:20

Sample wt/vol: 5(mL) | Date Analyzed: 04/02/2015 22:40

Soil Aliquot Vol: | Dilution Factor: 1

Soil Extract Vol.: | GC Column: DB-624 ID: 0.18(mm)

% Moisture: | Level: (low/med) Low

Analysis Batch No.: 174872 | Units: ug/L

CAS NO.	COMPOUND NAME	RESULT	Q	RL	MDL
67-66-3	Chloroform	1.0	U	1.0	0.25
74-87-3	Chloromethane	1.0	U	1.0	0.44
156-59-2	cis-1,2-Dichloroethene	2.1		1.0	0.26
10061-01-5	cis-1,3-Dichloropropene	1.0	U	1.0	0.46
87-68-3	Hexachlorobutadiene	1.0	U	1.0	0.35
74-95-3	Dibromomethane	1.0	U	1.0	0.42
75-27-4	Bromodichloromethane	1.0	U	1.0	0.29
75-71-8	Dichlorodifluoromethane	1.0	U	1.0	0.32
100-41-4	Ethylbenzene	1.0	U	1.0	0.25
106-93-4	1,2-Dibromoethane	1.0	U	1.0	0.32
108-20-3	Diisopropyl ether	5.0	U	5.0	0.50
91-20-3	Naphthalene	1.0	U	1.0	0.45
179601-23-1	m-Xylene & p-Xylene	0.50	J	2.0	0.24
104-51-8	n-Butylbenzene	1.0	U	1.0	0.31
98-82-8	Isopropylbenzene	1.0	U	1.0	0.35
103-65-1	n-Propylbenzene	1.0	U	1.0	0.40
78-93-3	2-Butanone	5.0	U	5.0	0.53
108-10-1	4-Methyl-2-pentanone	5.0	U	5.0	0.99
135-98-8	sec-Butylbenzene	1.0	U	1.0	0.48
1634-04-4	Methyl tert-butyl ether	1.0	U	1.0	0.20
994-05-8	Tert-amyl-methyl ether (TAME)	5.0	U	5.0	0.30
75-09-2	Methylene Chloride	1.0	U	1.0	0.33
95-47-6	o-Xylene	1.0	U	1.0	0.25
100-42-5	Styrene	1.0	U	1.0	0.45
637-92-3	Ethyl-t-butyl ether (ETBE)	5.0	U	5.0	0.23
98-06-6	tert-Butylbenzene	1.0	U	1.0	0.41
127-18-4	Tetrachloroethene	1.0	U	1.0	0.31
108-88-3	Toluene	0.84	J	1.0	0.23
156-60-5	trans-1,2-Dichloroethene	1.0	U	1.0	0.30
10061-02-6	trans-1,3-Dichloropropene	1.0	U	1.0	0.56
79-01-6	Trichloroethene	5.6		1.0	0.22
75-69-4	Trichlorofluoromethane	1.0	U	1.0	0.49
108-05-4	Vinyl acetate	2.0	U	2.0	0.41
75-01-4	Vinyl chloride	0.90		0.50	0.29
75-65-0	tert-Butyl alcohol	20	U	20	4.9
1330-20-7	Xylenes, Total	2.0	U	2.0	0.52

FORM I
GC/MS VOA ORGANICS ANALYSIS DATA SHEET

Lab Name: TestAmerica Canton | Job No.: 240-48848-1

SDG No.:

Client Sample ID: MSA-SW41B-033115 | Lab Sample ID: 240-48848-18

Matrix: Water | Lab File ID: UXR9541.D

Analysis Method: 8260C | Date Collected: 03/31/2015 11:20

Sample wt/vol: 5(mL) | Date Analyzed: 04/02/2015 22:40

Soil Aliquot Vol: | Dilution Factor: 1

Soil Extract Vol.: | GC Column: DB-624 ID: 0.18(mm)

% Moisture: | Level: (low/med) Low

Analysis Batch No.: 174872 | Units: ug/L

CAS NO.	COMPOUND NAME	RESULT	Q	RL	MDL
124-48-1	Dibromochloromethane	1.0	U	1.0	0.43

CAS NO.	SURROGATE	%REC	Q	LIMITS
17060-07-0	1,2-Dichloroethane-d4 (Surr)	101		63-129
460-00-4	4-Bromofluorobenzene (Surr)	81		66-120
2037-26-5	Toluene-d8 (Surr)	92		74-120
1868-53-7	Dibromofluoromethane (Surr)	99		75-121

FORM I
GC/MS VOA ORGANICS ANALYSIS DATA SHEET
TENTATIVELY IDENTIFIED COMPOUNDS

Lab Name: TestAmerica Canton Job No.: 240-48848-1

SDG No.:

Client Sample ID: MSA-SW41B-033115 Lab Sample ID: 240-48848-18

Matrix: Water Lab File ID: UXR9541.D

Analysis Method: 8260C Date Collected: 03/31/2015 11:20

Sample wt/vol: 5(mL) Date Analyzed: 04/02/2015 22:40

Soil Aliquot Vol: Dilution Factor: 1

Soil Extract Vol.: GC Column: DB-624 ID: 0.18(mm)

% Moisture: Level: (low/med) Low

Analysis Batch No.: 174872 Units: ug/L

Number TICs Found: 0 TIC Result Total: 0

CAS NO.	COMPOUND NAME	RT	RESULT	Q
	Tentatively Identified Compound		None	

FORM I-TIC 8260C

FORM I
GC/MS VOA ORGANICS ANALYSIS DATA SHEET
TARGETED TENATIVELY IDENTIFIED COMPOUNDS

Lab Name: TestAmerica Canton Job No.: 240-48848-1

SDG No.:

Client Sample ID: MSA-SW41B-033115 Lab Sample ID: 240-48848-18

Matrix: Water Lab File ID: UXR9541.D

Analysis Method: 8260C Date Collected: 03/31/2015 11:20

Sample wt/vol: 5(mL) Date Analyzed: 04/02/2015 22:40

Soil Aliquot Vol: Dilution Factor: 1

Soil Extract Vol.: GC Column: DB-624 ID: 0.18(mm)

% Moisture: Level: (low/med) Low

Analysis Batch No.: 174872 Units: ug/L

CAS NO.	COMPOUND NAME	RT	RESULT	Q
75-45-6	Chlorodifluoromethane TIC		1.0	U

FORM I-TIC 8260C

FORM I
GC/MS VOA ORGANICS ANALYSIS DATA SHEET

Lab Name: TestAmerica Canton | Job No.: 240-48848-1

SDG No.:

Client Sample ID: MSA-SW41C-033115 | Lab Sample ID: 240-48848-19

Matrix: Water | Lab File ID: UXR9542.D

Analysis Method: 8260C | Date Collected: 03/31/2015 11:23

Sample wt/vol: 5(mL) | Date Analyzed: 04/02/2015 23:02

Soil Aliquot Vol: | Dilution Factor: 1

Soil Extract Vol.: | GC Column: DB-624 ID: 0.18(mm)

% Moisture: | Level: (low/med) Low

Analysis Batch No.: 174872 | Units: ug/L

CAS NO.	COMPOUND NAME	RESULT	Q	RL	MDL
630-20-6	1,1,1,2-Tetrachloroethane	1.0	U	1.0	0.28
71-55-6	1,1,1-Trichloroethane	1.0	U	1.0	0.44
79-34-5	1,1,2,2-Tetrachloroethane	1.0	U	1.0	0.22
76-13-1	1,1,2-Trichloro-1,2,2-trichfluoroeth ane	1.0	U	1.0	0.45
75-34-3	1,1-Dichloroethane	1.0	U	1.0	0.30
75-35-4	1,1-Dichloroethene	1.0	U	1.0	0.45
563-58-6	1,1-Dichloropropene	1.0	U	1.0	0.42
87-61-6	1,2,3-Trichlorobenzene	1.0	U	1.0	0.37
96-18-4	1,2,3-Trichloropropane	1.0	U	1.0	0.44
526-73-8	1,2,3-Trimethylbenzene	5.0	U	5.0	0.47
120-82-1	1,2,4-Trichlorobenzene	1.0	U	1.0	0.32
95-63-6	1,2,4-Trimethylbenzene	0.51	J	1.0	0.41
96-12-8	1,2-Dibromo-3-Chloropropane	5.0	U	5.0	0.82
95-50-1	1,2-Dichlorobenzene	1.0	U	1.0	0.25
107-06-2	1,2-Dichloroethane	1.0	U	1.0	0.23
78-87-5	1,2-Dichloropropane	1.0	U	1.0	0.25
541-73-1	1,3-Dichlorobenzene	1.0	U	1.0	0.19
142-28-9	1,3-Dichloropropane	1.0	U	1.0	0.19
106-46-7	1,4-Dichlorobenzene	1.0	U	1.0	0.27
594-20-7	2,2-Dichloropropane	1.0	U	1.0	0.26
110-75-8	2-Chloroethyl vinyl ether	10	U	10	0.59
95-49-8	2-Chlorotoluene	1.0	U	1.0	0.40
591-78-6	2-Hexanone	5.0	U	5.0	0.48
108-86-1	Bromobenzene	1.0	U	1.0	0.35
74-97-5	Bromochloromethane	1.0	U	1.0	0.50
106-43-4	4-Chlorotoluene	1.0	U	1.0	0.29
99-87-6	p-Isopropyltoluene	1.0	U	1.0	0.43
67-64-1	Acetone	5.0	U	5.0	0.94
71-43-2	Benzene	1.0	U	1.0	0.35
75-25-2	Bromoform	1.0	U	1.0	0.56
74-83-9	Bromomethane	1.0	U	1.0	0.44
75-15-0	Carbon disulfide	1.0	U	1.0	0.38
56-23-5	Carbon tetrachloride	1.0	U	1.0	0.43
108-90-7	Chlorobenzene	1.0	U	1.0	0.25
75-00-3	Chloroethane	1.0	U	1.0	0.32

FORM I
GC/MS VOA ORGANICS ANALYSIS DATA SHEET

Lab Name: TestAmerica Canton | Job No.: 240-48848-1

SDG No.:

Client Sample ID: MSA-SW41C-033115 | Lab Sample ID: 240-48848-19

Matrix: Water | Lab File ID: UXR9542.D

Analysis Method: 8260C | Date Collected: 03/31/2015 11:23

Sample wt/vol: 5(mL) | Date Analyzed: 04/02/2015 23:02

Soil Aliquot Vol: | Dilution Factor: 1

Soil Extract Vol.: | GC Column: DB-624 ID: 0.18(mm)

% Moisture: | Level: (low/med) Low

Analysis Batch No.: 174872 | Units: ug/L

CAS NO.	COMPOUND NAME	RESULT	Q	RL	MDL
67-66-3	Chloroform	1.0	U	1.0	0.25
74-87-3	Chloromethane	1.0	U	1.0	0.44
156-59-2	cis-1,2-Dichloroethene	2.1		1.0	0.26
10061-01-5	cis-1,3-Dichloropropene	1.0	U	1.0	0.46
87-68-3	Hexachlorobutadiene	1.0	U	1.0	0.35
74-95-3	Dibromomethane	1.0	U	1.0	0.42
75-27-4	Bromodichloromethane	1.0	U	1.0	0.29
75-71-8	Dichlorodifluoromethane	1.0	U	1.0	0.32
100-41-4	Ethylbenzene	0.30	J	1.0	0.25
106-93-4	1,2-Dibromoethane	1.0	U	1.0	0.32
108-20-3	Diisopropyl ether	5.0	U	5.0	0.50
91-20-3	Naphthalene	1.0	U	1.0	0.45
179601-23-1	m-Xylene & p-Xylene	1.2	J	2.0	0.24
104-51-8	n-Butylbenzene	1.0	U	1.0	0.31
98-82-8	Isopropylbenzene	1.0	U	1.0	0.35
103-65-1	n-Propylbenzene	1.0	U	1.0	0.40
78-93-3	2-Butanone	5.0	U	5.0	0.53
108-10-1	4-Methyl-2-pentanone	5.0	U	5.0	0.99
135-98-8	sec-Butylbenzene	1.0	U	1.0	0.48
1634-04-4	Methyl tert-butyl ether	1.0	U	1.0	0.20
994-05-8	Tert-amyl-methyl ether (TAME)	5.0	U	5.0	0.30
75-09-2	Methylene Chloride	1.0	U	1.0	0.33
95-47-6	o-Xylene	0.52	J	1.0	0.25
100-42-5	Styrene	1.0	U	1.0	0.45
637-92-3	Ethyl-t-butyl ether (ETBE)	5.0	U	5.0	0.23
98-06-6	tert-Butylbenzene	1.0	U	1.0	0.41
127-18-4	Tetrachloroethene	1.0	U	1.0	0.31
108-88-3	Toluene	2.0		1.0	0.23
156-60-5	trans-1,2-Dichloroethene	1.0	U	1.0	0.30
10061-02-6	trans-1,3-Dichloropropene	1.0	U	1.0	0.56
79-01-6	Trichloroethene	5.9		1.0	0.22
75-69-4	Trichlorofluoromethane	1.0	U	1.0	0.49
108-05-4	Vinyl acetate	2.0	U	2.0	0.41
75-01-4	Vinyl chloride	0.87		0.50	0.29
75-65-0	tert-Butyl alcohol	20	U	20	4.9
1330-20-7	Xylenes, Total	1.7	J	2.0	0.52

FORM I
GC/MS VOA ORGANICS ANALYSIS DATA SHEET

Lab Name: TestAmerica Canton | Job No.: 240-48848-1

SDG No.:

Client Sample ID: MSA-SW41C-033115 | Lab Sample ID: 240-48848-19

Matrix: Water | Lab File ID: UXR9542.D

Analysis Method: 8260C | Date Collected: 03/31/2015 11:23

Sample wt/vol: 5(mL) | Date Analyzed: 04/02/2015 23:02

Soil Aliquot Vol: | Dilution Factor: 1

Soil Extract Vol.: | GC Column: DB-624 ID: 0.18(mm)

% Moisture: | Level: (low/med) Low

Analysis Batch No.: 174872 | Units: ug/L

CAS NO.	COMPOUND NAME	RESULT	Q	RL	MDL
124-48-1	Dibromochloromethane	1.0	U	1.0	0.43

CAS NO.	SURROGATE	%REC	Q	LIMITS
17060-07-0	1,2-Dichloroethane-d4 (Surr)	102		63-129
460-00-4	4-Bromofluorobenzene (Surr)	80		66-120
2037-26-5	Toluene-d8 (Surr)	91		74-120
1868-53-7	Dibromofluoromethane (Surr)	101		75-121

FORM I
GC/MS VOA ORGANICS ANALYSIS DATA SHEET
TENTATIVELY IDENTIFIED COMPOUNDS

Lab Name: TestAmerica Canton Job No.: 240-48848-1

SDG No.:

Client Sample ID: MSA-SW41C-033115 Lab Sample ID: 240-48848-19

Matrix: Water Lab File ID: UXR9542.D

Analysis Method: 8260C Date Collected: 03/31/2015 11:23

Sample wt/vol: 5(mL) Date Analyzed: 04/02/2015 23:02

Soil Aliquot Vol: Dilution Factor: 1

Soil Extract Vol.: GC Column: DB-624 ID: 0.18(mm)

% Moisture: Level: (low/med) Low

Analysis Batch No.: 174872 Units: ug/L

Number TICs Found: 0 TIC Result Total: 0

CAS NO.	COMPOUND NAME	RT	RESULT	Q
	Tentatively Identified Compound		None	

FORM I-TIC 8260C

FORM I
GC/MS VOA ORGANICS ANALYSIS DATA SHEET
TARGETED TENATIVELY IDENTIFIED COMPOUNDS

Lab Name: TestAmerica Canton Job No.: 240-48848-1

SDG No.:

Client Sample ID: MSA-SW41C-033115 Lab Sample ID: 240-48848-19

Matrix: Water Lab File ID: UXR9542.D

Analysis Method: 8260C Date Collected: 03/31/2015 11:23

Sample wt/vol: 5(mL) Date Analyzed: 04/02/2015 23:02

Soil Aliquot Vol: Dilution Factor: 1

Soil Extract Vol.: GC Column: DB-624 ID: 0.18(mm)

% Moisture: Level: (low/med) Low

Analysis Batch No.: 174872 Units: ug/L

CAS NO.	COMPOUND NAME	RT	RESULT	Q
75-45-6	Chlorodifluoromethane TIC		1.0	U

FORM I
GC/MS VOA ORGANICS ANALYSIS DATA SHEET

Lab Name: TestAmerica Canton | Job No.: 240-48848-1

SDG No.:

Client Sample ID: MSA-SW41D-033115 | Lab Sample ID: 240-48848-20

Matrix: Water | Lab File ID: UXR9543.D

Analysis Method: 8260C | Date Collected: 03/31/2015 11:27

Sample wt/vol: 5(mL) | Date Analyzed: 04/02/2015 23:24

Soil Aliquot Vol: | Dilution Factor: 1

Soil Extract Vol.: | GC Column: DB-624 ID: 0.18(mm)

% Moisture: | Level: (low/med) Low

Analysis Batch No.: 174872 | Units: ug/L

CAS NO.	COMPOUND NAME	RESULT	Q	RL	MDL
630-20-6	1,1,1,2-Tetrachloroethane	1.0	U	1.0	0.28
71-55-6	1,1,1-Trichloroethane	1.0	U	1.0	0.44
79-34-5	1,1,2,2-Tetrachloroethane	1.0	U	1.0	0.22
76-13-1	1,1,2-Trichloro-1,2,2-trichfluoroeth ane	1.0	U	1.0	0.45
75-34-3	1,1-Dichloroethane	1.0	U	1.0	0.30
75-35-4	1,1-Dichloroethene	1.0	U	1.0	0.45
563-58-6	1,1-Dichloropropene	1.0	U	1.0	0.42
87-61-6	1,2,3-Trichlorobenzene	1.0	U	1.0	0.37
96-18-4	1,2,3-Trichloropropane	1.0	U	1.0	0.44
526-73-8	1,2,3-Trimethylbenzene	5.0	U	5.0	0.47
120-82-1	1,2,4-Trichlorobenzene	1.0	U	1.0	0.32
95-63-6	1,2,4-Trimethylbenzene	1.0	U	1.0	0.41
96-12-8	1,2-Dibromo-3-Chloropropane	5.0	U	5.0	0.82
95-50-1	1,2-Dichlorobenzene	1.0	U	1.0	0.25
107-06-2	1,2-Dichloroethane	1.0	U	1.0	0.23
78-87-5	1,2-Dichloropropane	1.0	U	1.0	0.25
541-73-1	1,3-Dichlorobenzene	1.0	U	1.0	0.19
142-28-9	1,3-Dichloropropane	1.0	U	1.0	0.19
106-46-7	1,4-Dichlorobenzene	1.0	U	1.0	0.27
594-20-7	2,2-Dichloropropane	1.0	U	1.0	0.26
110-75-8	2-Chloroethyl vinyl ether	10	U	10	0.59
95-49-8	2-Chlorotoluene	1.0	U	1.0	0.40
591-78-6	2-Hexanone	5.0	U	5.0	0.48
108-86-1	Bromobenzene	1.0	U	1.0	0.35
74-97-5	Bromochloromethane	1.0	U	1.0	0.50
106-43-4	4-Chlorotoluene	1.0	U	1.0	0.29
99-87-6	p-Isopropyltoluene	1.0	U	1.0	0.43
67-64-1	Acetone	5.0	U	5.0	0.94
71-43-2	Benzene	1.0	U	1.0	0.35
75-25-2	Bromoform	1.0	U	1.0	0.56
74-83-9	Bromomethane	1.0	U	1.0	0.44
75-15-0	Carbon disulfide	1.0	U	1.0	0.38
56-23-5	Carbon tetrachloride	1.0	U	1.0	0.43
108-90-7	Chlorobenzene	1.0	U	1.0	0.25
75-00-3	Chloroethane	1.0	U	1.0	0.32

FORM I
GC/MS VOA ORGANICS ANALYSIS DATA SHEET

Lab Name: TestAmerica Canton | Job No.: 240-48848-1

SDG No.:

Client Sample ID: MSA-SW41D-033115 | Lab Sample ID: 240-48848-20

Matrix: Water | Lab File ID: UXR9543.D

Analysis Method: 8260C | Date Collected: 03/31/2015 11:27

Sample wt/vol: 5(mL) | Date Analyzed: 04/02/2015 23:24

Soil Aliquot Vol: | Dilution Factor: 1

Soil Extract Vol.: | GC Column: DB-624 ID: 0.18(mm)

% Moisture: | Level: (low/med) Low

Analysis Batch No.: 174872 | Units: ug/L

CAS NO.	COMPOUND NAME	RESULT	Q	RL	MDL
67-66-3	Chloroform	1.0	U	1.0	0.25
74-87-3	Chloromethane	1.0	U	1.0	0.44
156-59-2	cis-1,2-Dichloroethene	0.78	J	1.0	0.26
10061-01-5	cis-1,3-Dichloropropene	1.0	U	1.0	0.46
87-68-3	Hexachlorobutadiene	1.0	U	1.0	0.35
74-95-3	Dibromomethane	1.0	U	1.0	0.42
75-27-4	Bromodichloromethane	1.0	U	1.0	0.29
75-71-8	Dichlorodifluoromethane	1.0	U	1.0	0.32
100-41-4	Ethylbenzene	1.0	U	1.0	0.25
106-93-4	1,2-Dibromoethane	1.0	U	1.0	0.32
108-20-3	Diisopropyl ether	5.0	U	5.0	0.50
91-20-3	Naphthalene	1.0	U	1.0	0.45
179601-23-1	m-Xylene & p-Xylene	0.24	J	2.0	0.24
104-51-8	n-Butylbenzene	1.0	U	1.0	0.31
98-82-8	Isopropylbenzene	1.0	U	1.0	0.35
103-65-1	n-Propylbenzene	1.0	U	1.0	0.40
78-93-3	2-Butanone	5.0	U	5.0	0.53
108-10-1	4-Methyl-2-pentanone	5.0	U	5.0	0.99
135-98-8	sec-Butylbenzene	1.0	U	1.0	0.48
1634-04-4	Methyl tert-butyl ether	1.0	U	1.0	0.20
994-05-8	Tert-amyl-methyl ether (TAME)	5.0	U	5.0	0.30
75-09-2	Methylene Chloride	1.0	U	1.0	0.33
95-47-6	o-Xylene	1.0	U	1.0	0.25
100-42-5	Styrene	1.0	U	1.0	0.45
637-92-3	Ethyl-t-butyl ether (ETBE)	5.0	U	5.0	0.23
98-06-6	tert-Butylbenzene	1.0	U	1.0	0.41
127-18-4	Tetrachloroethene	1.0	U	1.0	0.31
108-88-3	Toluene	0.41	J	1.0	0.23
156-60-5	trans-1,2-Dichloroethene	1.0	U	1.0	0.30
10061-02-6	trans-1,3-Dichloropropene	1.0	U	1.0	0.56
79-01-6	Trichloroethene	1.7		1.0	0.22
75-69-4	Trichlorofluoromethane	1.0	U	1.0	0.49
108-05-4	Vinyl acetate	2.0	U	2.0	0.41
75-01-4	Vinyl chloride	0.36	J	0.50	0.29
75-65-0	tert-Butyl alcohol	20	U	20	4.9
1330-20-7	Xylenes, Total	2.0	U	2.0	0.52

FORM I
GC/MS VOA ORGANICS ANALYSIS DATA SHEET

Lab Name: TestAmerica Canton | Job No.: 240-48848-1

SDG No.:

Client Sample ID: MSA-SW41D-033115 | Lab Sample ID: 240-48848-20

Matrix: Water | Lab File ID: UXR9543.D

Analysis Method: 8260C | Date Collected: 03/31/2015 11:27

Sample wt/vol: 5(mL) | Date Analyzed: 04/02/2015 23:24

Soil Aliquot Vol: | Dilution Factor: 1

Soil Extract Vol.: | GC Column: DB-624 ID: 0.18(mm)

% Moisture: | Level: (low/med) Low

Analysis Batch No.: 174872 | Units: ug/L

CAS NO.	COMPOUND NAME	RESULT	Q	RL	MDL
124-48-1	Dibromochloromethane	1.0	U	1.0	0.43

CAS NO.	SURROGATE	%REC	Q	LIMITS
17060-07-0	1,2-Dichloroethane-d4 (Surr)	106		63-129
460-00-4	4-Bromofluorobenzene (Surr)	82		66-120
2037-26-5	Toluene-d8 (Surr)	92		74-120
1868-53-7	Dibromofluoromethane (Surr)	101		75-121

FORM I
GC/MS VOA ORGANICS ANALYSIS DATA SHEET
TENTATIVELY IDENTIFIED COMPOUNDS

Lab Name: TestAmerica Canton Job No.: 240-48848-1

SDG No.:

Client Sample ID: MSA-SW41D-033115 Lab Sample ID: 240-48848-20

Matrix: Water Lab File ID: UXR9543.D

Analysis Method: 8260C Date Collected: 03/31/2015 11:27

Sample wt/vol: 5(mL) Date Analyzed: 04/02/2015 23:24

Soil Aliquot Vol: Dilution Factor: 1

Soil Extract Vol.: GC Column: DB-624 ID: 0.18(mm)

% Moisture: Level: (low/med) Low

Analysis Batch No.: 174872 Units: ug/L

Number TICs Found: 0 TIC Result Total: 0

CAS NO.	COMPOUND NAME	RT	RESULT	Q
	Tentatively Identified Compound		None	

FORM I-TIC 8260C

FORM I
GC/MS VOA ORGANICS ANALYSIS DATA SHEET
TARGETED TENATIVELY IDENTIFIED COMPOUNDS

Lab Name: TestAmerica Canton Job No.: 240-48848-1

SDG No.:

Client Sample ID: MSA-SW41D-033115 Lab Sample ID: 240-48848-20

Matrix: Water Lab File ID: UXR9543.D

Analysis Method: 8260C Date Collected: 03/31/2015 11:27

Sample wt/vol: 5(mL) Date Analyzed: 04/02/2015 23:24

Soil Aliquot Vol: Dilution Factor: 1

Soil Extract Vol.: GC Column: DB-624 ID: 0.18(mm)

% Moisture: Level: (low/med) Low

Analysis Batch No.: 174872 Units: ug/L

CAS NO.	COMPOUND NAME	RT	RESULT	Q
75-45-6	Chlorodifluoromethane TIC		1.0	U

FORM I
GC/MS VOA ORGANICS ANALYSIS DATA SHEET

Lab Name: TestAmerica Canton | Job No.: 240-48848-1

SDG No.:

Client Sample ID: MSA-SW42A-033115 | Lab Sample ID: 240-48848-21

Matrix: Water | Lab File ID: UXR9551.D

Analysis Method: 8260C | Date Collected: 03/31/2015 12:12

Sample wt/vol: 5(mL) | Date Analyzed: 04/03/2015 13:30

Soil Aliquot Vol: | Dilution Factor: 1

Soil Extract Vol.: | GC Column: DB-624 ID: 0.18(mm)

% Moisture: | Level: (low/med) Low

Analysis Batch No.: 175006 | Units: ug/L

CAS NO.	COMPOUND NAME	RESULT	Q	RL	MDL
630-20-6	1,1,1,2-Tetrachloroethane	1.0	U	1.0	0.28
71-55-6	1,1,1-Trichloroethane	1.0	U	1.0	0.44
79-34-5	1,1,2,2-Tetrachloroethane	1.0	U	1.0	0.22
76-13-1	1,1,2-Trichloro-1,2,2-trichfluoroeth ane	1.0	U	1.0	0.45
75-34-3	1,1-Dichloroethane	1.0	U	1.0	0.30
75-35-4	1,1-Dichloroethene	1.0	U	1.0	0.45
563-58-6	1,1-Dichloropropene	1.0	U	1.0	0.42
87-61-6	1,2,3-Trichlorobenzene	1.0	U	1.0	0.37
96-18-4	1,2,3-Trichloropropane	1.0	U	1.0	0.44
526-73-8	1,2,3-Trimethylbenzene	5.0	U	5.0	0.47
120-82-1	1,2,4-Trichlorobenzene	1.0	U	1.0	0.32
95-63-6	1,2,4-Trimethylbenzene	1.0	U	1.0	0.41
96-12-8	1,2-Dibromo-3-Chloropropane	5.0	U	5.0	0.82
95-50-1	1,2-Dichlorobenzene	1.0	U	1.0	0.25
107-06-2	1,2-Dichloroethane	1.0	U	1.0	0.23
78-87-5	1,2-Dichloropropane	1.0	U	1.0	0.25
541-73-1	1,3-Dichlorobenzene	1.0	U	1.0	0.19
142-28-9	1,3-Dichloropropane	1.0	U	1.0	0.19
106-46-7	1,4-Dichlorobenzene	0.49	J	1.0	0.27
594-20-7	2,2-Dichloropropane	1.0	U	1.0	0.26
110-75-8	2-Chloroethyl vinyl ether	10	U F1	10	0.59
95-49-8	2-Chlorotoluene	1.0	U	1.0	0.40
591-78-6	2-Hexanone	5.0	U	5.0	0.48
108-86-1	Bromobenzene	1.0	U	1.0	0.35
74-97-5	Bromochloromethane	1.0	U	1.0	0.50
106-43-4	4-Chlorotoluene	1.0	U	1.0	0.29
99-87-6	p-Isopropyltoluene	1.0	U	1.0	0.43
67-64-1	Acetone	5.0	U	5.0	0.94
71-43-2	Benzene	1.0	U	1.0	0.35
75-25-2	Bromoform	1.0	U	1.0	0.56
74-83-9	Bromomethane	1.0	U	1.0	0.44
75-15-0	Carbon disulfide	1.0	U	1.0	0.38
56-23-5	Carbon tetrachloride	1.0	U	1.0	0.43
108-90-7	Chlorobenzene	1.0	U	1.0	0.25
75-00-3	Chloroethane	1.0	U	1.0	0.32

FORM I
GC/MS VOA ORGANICS ANALYSIS DATA SHEET

Lab Name: TestAmerica Canton | Job No.: 240-48848-1

SDG No.:

Client Sample ID: MSA-SW42A-033115 | Lab Sample ID: 240-48848-21

Matrix: Water | Lab File ID: UXR9551.D

Analysis Method: 8260C | Date Collected: 03/31/2015 12:12

Sample wt/vol: 5(mL) | Date Analyzed: 04/03/2015 13:30

Soil Aliquot Vol: | Dilution Factor: 1

Soil Extract Vol.: | GC Column: DB-624 ID: 0.18(mm)

% Moisture: | Level: (low/med) Low

Analysis Batch No.: 175006 | Units: ug/L

CAS NO.	COMPOUND NAME	RESULT	Q	RL	MDL
67-66-3	Chloroform	1.0	U	1.0	0.25
74-87-3	Chloromethane	1.0	U	1.0	0.44
156-59-2	cis-1,2-Dichloroethene	11		1.0	0.26
10061-01-5	cis-1,3-Dichloropropene	1.0	U	1.0	0.46
87-68-3	Hexachlorobutadiene	1.0	U	1.0	0.35
74-95-3	Dibromomethane	1.0	U	1.0	0.42
75-27-4	Bromodichloromethane	1.0	U	1.0	0.29
75-71-8	Dichlorodifluoromethane	1.0	U	1.0	0.32
100-41-4	Ethylbenzene	1.0	U	1.0	0.25
106-93-4	1,2-Dibromoethane	1.0	U	1.0	0.32
108-20-3	Diisopropyl ether	5.0	U	5.0	0.50
91-20-3	Naphthalene	1.0	U	1.0	0.45
179601-23-1	m-Xylene & p-Xylene	0.67	J	2.0	0.24
104-51-8	n-Butylbenzene	1.0	U	1.0	0.31
98-82-8	Isopropylbenzene	1.0	U	1.0	0.35
103-65-1	n-Propylbenzene	1.0	U	1.0	0.40
78-93-3	2-Butanone	5.0	U	5.0	0.53
108-10-1	4-Methyl-2-pentanone	5.0	U	5.0	0.99
135-98-8	sec-Butylbenzene	1.0	U	1.0	0.48
1634-04-4	Methyl tert-butyl ether	1.0	U	1.0	0.20
994-05-8	Tert-amyl-methyl ether (TAME)	5.0	U	5.0	0.30
75-09-2	Methylene Chloride	1.0	U	1.0	0.33
95-47-6	o-Xylene	1.0	U	1.0	0.25
100-42-5	Styrene	1.0	U	1.0	0.45
637-92-3	Ethyl-t-butyl ether (ETBE)	5.0	U	5.0	0.23
98-06-6	tert-Butylbenzene	1.0	U	1.0	0.41
127-18-4	Tetrachloroethene	1.0	U	1.0	0.31
108-88-3	Toluene	1.0	U	1.0	0.23
156-60-5	trans-1,2-Dichloroethene	1.0	U	1.0	0.30
10061-02-6	trans-1,3-Dichloropropene	1.0	U	1.0	0.56
79-01-6	Trichloroethene	12		1.0	0.22
75-69-4	Trichlorofluoromethane	1.0	U	1.0	0.49
108-05-4	Vinyl acetate	2.0	U	2.0	0.41
75-01-4	Vinyl chloride	9.1		0.50	0.29
75-65-0	tert-Butyl alcohol	20	U F1	20	4.9
1330-20-7	Xylenes, Total	0.67	J	2.0	0.52

FORM I
GC/MS VOA ORGANICS ANALYSIS DATA SHEET

Lab Name: TestAmerica Canton | Job No.: 240-48848-1

SDG No.:

Client Sample ID: MSA-SW42A-033115 | Lab Sample ID: 240-48848-21

Matrix: Water | Lab File ID: UXR9551.D

Analysis Method: 8260C | Date Collected: 03/31/2015 12:12

Sample wt/vol: 5(mL) | Date Analyzed: 04/03/2015 13:30

Soil Aliquot Vol: | Dilution Factor: 1

Soil Extract Vol.: | GC Column: DB-624 ID: 0.18(mm)

% Moisture: | Level: (low/med) Low

Analysis Batch No.: 175006 | Units: ug/L

CAS NO.	COMPOUND NAME	RESULT	Q	RL	MDL
124-48-1	Dibromochloromethane	1.0	U	1.0	0.43

CAS NO.	SURROGATE	%REC	Q	LIMITS
17060-07-0	1,2-Dichloroethane-d4 (Surr)	98		63-129
460-00-4	4-Bromofluorobenzene (Surr)	81		66-120
2037-26-5	Toluene-d8 (Surr)	94		74-120
1868-53-7	Dibromofluoromethane (Surr)	95		75-121

FORM I
GC/MS VOA ORGANICS ANALYSIS DATA SHEET
TENTATIVELY IDENTIFIED COMPOUNDS

Lab Name: TestAmerica Canton Job No.: 240-48848-1

SDG No.:

Client Sample ID: MSA-SW42A-033115 Lab Sample ID: 240-48848-21

Matrix: Water Lab File ID: UXR9551.D

Analysis Method: 8260C Date Collected: 03/31/2015 12:12

Sample wt/vol: 5(mL) Date Analyzed: 04/03/2015 13:30

Soil Aliquot Vol: Dilution Factor: 1

Soil Extract Vol.: GC Column: DB-624 ID: 0.18(mm)

% Moisture: Level: (low/med) Low

Analysis Batch No.: 175006 Units: ug/L

Number TICs Found: 0 TIC Result Total: 0

CAS NO.	COMPOUND NAME	RT	RESULT	Q
	Tentatively Identified Compound		None	

FORM I-TIC 8260C

FORM I
GC/MS VOA ORGANICS ANALYSIS DATA SHEET
TARGETED TENATIVELY IDENTIFIED COMPOUNDS

Lab Name: TestAmerica Canton Job No.: 240-48848-1

SDG No.:

Client Sample ID: MSA-SW42A-033115 Lab Sample ID: 240-48848-21

Matrix: Water Lab File ID: UXR9551.D

Analysis Method: 8260C Date Collected: 03/31/2015 12:12

Sample wt/vol: 5(mL) Date Analyzed: 04/03/2015 13:30

Soil Aliquot Vol: Dilution Factor: 1

Soil Extract Vol.: GC Column: DB-624 ID: 0.18(mm)

% Moisture: Level: (low/med) Low

Analysis Batch No.: 175006 Units: ug/L

CAS NO.	COMPOUND NAME	RT	RESULT	Q
75-45-6	Chlorodifluoromethane TIC		1.0	U

FORM I-TIC 8260C

FORM I
GC/MS VOA ORGANICS ANALYSIS DATA SHEET

Lab Name: TestAmerica Canton | Job No.: 240-48848-1

SDG No.:

Client Sample ID: MSA-SW42B-033115 | Lab Sample ID: 240-48848-22

Matrix: Water | Lab File ID: UXR9552.D

Analysis Method: 8260C | Date Collected: 03/31/2015 12:17

Sample wt/vol: 5(mL) | Date Analyzed: 04/03/2015 13:53

Soil Aliquot Vol: | Dilution Factor: 1

Soil Extract Vol.: | GC Column: DB-624 ID: 0.18(mm)

% Moisture: | Level: (low/med) Low

Analysis Batch No.: 175006 | Units: ug/L

CAS NO.	COMPOUND NAME	RESULT	Q	RL	MDL
630-20-6	1,1,1,2-Tetrachloroethane	1.0	U	1.0	0.28
71-55-6	1,1,1-Trichloroethane	1.0	U	1.0	0.44
79-34-5	1,1,2,2-Tetrachloroethane	1.0	U	1.0	0.22
76-13-1	1,1,2-Trichloro-1,2,2-trichfluoroeth ane	1.0	U	1.0	0.45
75-34-3	1,1-Dichloroethane	1.0	U	1.0	0.30
75-35-4	1,1-Dichloroethene	1.0	U	1.0	0.45
563-58-6	1,1-Dichloropropene	1.0	U	1.0	0.42
87-61-6	1,2,3-Trichlorobenzene	1.0	U	1.0	0.37
96-18-4	1,2,3-Trichloropropane	1.0	U	1.0	0.44
526-73-8	1,2,3-Trimethylbenzene	5.0	U	5.0	0.47
120-82-1	1,2,4-Trichlorobenzene	1.0	U	1.0	0.32
95-63-6	1,2,4-Trimethylbenzene	1.0	U	1.0	0.41
96-12-8	1,2-Dibromo-3-Chloropropane	5.0	U	5.0	0.82
95-50-1	1,2-Dichlorobenzene	1.0	U	1.0	0.25
107-06-2	1,2-Dichloroethane	1.0	U	1.0	0.23
78-87-5	1,2-Dichloropropane	1.0	U	1.0	0.25
541-73-1	1,3-Dichlorobenzene	1.0	U	1.0	0.19
142-28-9	1,3-Dichloropropane	1.0	U	1.0	0.19
106-46-7	1,4-Dichlorobenzene	1.0	U	1.0	0.27
594-20-7	2,2-Dichloropropane	1.0	U	1.0	0.26
110-75-8	2-Chloroethyl vinyl ether	10	U	10	0.59
95-49-8	2-Chlorotoluene	1.0	U	1.0	0.40
591-78-6	2-Hexanone	5.0	U	5.0	0.48
108-86-1	Bromobenzene	1.0	U	1.0	0.35
74-97-5	Bromochloromethane	1.0	U	1.0	0.50
106-43-4	4-Chlorotoluene	1.0	U	1.0	0.29
99-87-6	p-Isopropyltoluene	1.0	U	1.0	0.43
67-64-1	Acetone	11		5.0	0.94
71-43-2	Benzene	1.0	U	1.0	0.35
75-25-2	Bromoform	1.0	U	1.0	0.56
74-83-9	Bromomethane	1.0	U	1.0	0.44
75-15-0	Carbon disulfide	1.0	U	1.0	0.38
56-23-5	Carbon tetrachloride	1.0	U	1.0	0.43
108-90-7	Chlorobenzene	1.0	U	1.0	0.25
75-00-3	Chloroethane	1.0	U	1.0	0.32

FORM I
GC/MS VOA ORGANICS ANALYSIS DATA SHEET

Lab Name: TestAmerica Canton | Job No.: 240-48848-1

SDG No.:

Client Sample ID: MSA-SW42B-033115 | Lab Sample ID: 240-48848-22

Matrix: Water | Lab File ID: UXR9552.D

Analysis Method: 8260C | Date Collected: 03/31/2015 12:17

Sample wt/vol: 5(mL) | Date Analyzed: 04/03/2015 13:53

Soil Aliquot Vol: | Dilution Factor: 1

Soil Extract Vol.: | GC Column: DB-624 ID: 0.18(mm)

% Moisture: | Level: (low/med) Low

Analysis Batch No.: 175006 | Units: ug/L

CAS NO.	COMPOUND NAME	RESULT	Q	RL	MDL
67-66-3	Chloroform	1.0	U	1.0	0.25
74-87-3	Chloromethane	1.0	U	1.0	0.44
156-59-2	cis-1,2-Dichloroethene	6.3		1.0	0.26
10061-01-5	cis-1,3-Dichloropropene	1.0	U	1.0	0.46
87-68-3	Hexachlorobutadiene	1.0	U	1.0	0.35
74-95-3	Dibromomethane	1.0	U	1.0	0.42
75-27-4	Bromodichloromethane	1.0	U	1.0	0.29
75-71-8	Dichlorodifluoromethane	1.0	U	1.0	0.32
100-41-4	Ethylbenzene	1.0	U	1.0	0.25
106-93-4	1,2-Dibromoethane	1.0	U	1.0	0.32
108-20-3	Diisopropyl ether	5.0	U	5.0	0.50
91-20-3	Naphthalene	1.0	U	1.0	0.45
179601-23-1	m-Xylene & p-Xylene	0.51	J	2.0	0.24
104-51-8	n-Butylbenzene	1.0	U	1.0	0.31
98-82-8	Isopropylbenzene	1.0	U	1.0	0.35
103-65-1	n-Propylbenzene	1.0	U	1.0	0.40
78-93-3	2-Butanone	5.0	U	5.0	0.53
108-10-1	4-Methyl-2-pentanone	5.0	U	5.0	0.99
135-98-8	sec-Butylbenzene	1.0	U	1.0	0.48
1634-04-4	Methyl tert-butyl ether	1.0	U	1.0	0.20
994-05-8	Tert-amyl-methyl ether (TAME)	5.0	U	5.0	0.30
75-09-2	Methylene Chloride	1.0	U	1.0	0.33
95-47-6	o-Xylene	1.0	U	1.0	0.25
100-42-5	Styrene	1.0	U	1.0	0.45
637-92-3	Ethyl-t-butyl ether (ETBE)	5.0	U	5.0	0.23
98-06-6	tert-Butylbenzene	1.0	U	1.0	0.41
127-18-4	Tetrachloroethene	1.0	U	1.0	0.31
108-88-3	Toluene	0.50	J	1.0	0.23
156-60-5	trans-1,2-Dichloroethene	1.0	U	1.0	0.30
10061-02-6	trans-1,3-Dichloropropene	1.0	U	1.0	0.56
79-01-6	Trichloroethene	19		1.0	0.22
75-69-4	Trichlorofluoromethane	1.0	U	1.0	0.49
108-05-4	Vinyl acetate	2.0	U	2.0	0.41
75-01-4	Vinyl chloride	3.0		0.50	0.29
75-65-0	tert-Butyl alcohol	20	U	20	4.9
1330-20-7	Xylenes, Total	2.0	U	2.0	0.52

FORM I
GC/MS VOA ORGANICS ANALYSIS DATA SHEET

Lab Name: TestAmerica Canton | Job No.: 240-48848-1

SDG No.:

Client Sample ID: MSA-SW42B-033115 | Lab Sample ID: 240-48848-22

Matrix: Water | Lab File ID: UXR9552.D

Analysis Method: 8260C | Date Collected: 03/31/2015 12:17

Sample wt/vol: 5(mL) | Date Analyzed: 04/03/2015 13:53

Soil Aliquot Vol: | Dilution Factor: 1

Soil Extract Vol.: | GC Column: DB-624 ID: 0.18(mm)

% Moisture: | Level: (low/med) Low

Analysis Batch No.: 175006 | Units: ug/L

CAS NO.	COMPOUND NAME	RESULT	Q	RL	MDL
124-48-1	Dibromochloromethane	1.0	U	1.0	0.43

CAS NO.	SURROGATE	%REC	Q	LIMITS
17060-07-0	1,2-Dichloroethane-d4 (Surr)	102		63-129
460-00-4	4-Bromofluorobenzene (Surr)	82		66-120
2037-26-5	Toluene-d8 (Surr)	95		74-120
1868-53-7	Dibromofluoromethane (Surr)	96		75-121

FORM I
GC/MS VOA ORGANICS ANALYSIS DATA SHEET
TENTATIVELY IDENTIFIED COMPOUNDS

Lab Name: TestAmerica Canton Job No.: 240-48848-1

SDG No.:

Client Sample ID: MSA-SW42B-033115 Lab Sample ID: 240-48848-22

Matrix: Water Lab File ID: UXR9552.D

Analysis Method: 8260C Date Collected: 03/31/2015 12:17

Sample wt/vol: 5(mL) Date Analyzed: 04/03/2015 13:53

Soil Aliquot Vol: Dilution Factor: 1

Soil Extract Vol.: GC Column: DB-624 ID: 0.18(mm)

% Moisture: Level: (low/med) Low

Analysis Batch No.: 175006 Units: ug/L

Number TICs Found: 0 TIC Result Total: 0

CAS NO.	COMPOUND NAME	RT	RESULT	Q
	Tentatively Identified Compound		None	

FORM I-TIC 8260C

FORM I
GC/MS VOA ORGANICS ANALYSIS DATA SHEET
TARGETED TENATIVELY IDENTIFIED COMPOUNDS

Lab Name: TestAmerica Canton Job No.: 240-48848-1

SDG No.:

Client Sample ID: MSA-SW42B-033115 Lab Sample ID: 240-48848-22

Matrix: Water Lab File ID: UXR9552.D

Analysis Method: 8260C Date Collected: 03/31/2015 12:17

Sample wt/vol: 5(mL) Date Analyzed: 04/03/2015 13:53

Soil Aliquot Vol: Dilution Factor: 1

Soil Extract Vol.: GC Column: DB-624 ID: 0.18(mm)

% Moisture: Level: (low/med) Low

Analysis Batch No.: 175006 Units: ug/L

CAS NO.	COMPOUND NAME	RT	RESULT	Q
75-45-6	Chlorodifluoromethane TIC		1.0	U

FORM I
GC/MS VOA ORGANICS ANALYSIS DATA SHEET

Lab Name: TestAmerica Canton | Job No.: 240-48848-1

SDG No.:

Client Sample ID: MSA-SW42C-033115 | Lab Sample ID: 240-48848-23

Matrix: Water | Lab File ID: UXR9553.D

Analysis Method: 8260C | Date Collected: 03/31/2015 12:21

Sample wt/vol: 5(mL) | Date Analyzed: 04/03/2015 14:15

Soil Aliquot Vol: | Dilution Factor: 1

Soil Extract Vol.: | GC Column: DB-624 ID: 0.18(mm)

% Moisture: | Level: (low/med) Low

Analysis Batch No.: 175006 | Units: ug/L

CAS NO.	COMPOUND NAME	RESULT	Q	RL	MDL
630-20-6	1,1,1,2-Tetrachloroethane	1.0	U	1.0	0.28
71-55-6	1,1,1-Trichloroethane	1.0	U	1.0	0.44
79-34-5	1,1,2,2-Tetrachloroethane	1.0	U	1.0	0.22
76-13-1	1,1,2-Trichloro-1,2,2-trichfluoroeth ane	1.0	U	1.0	0.45
75-34-3	1,1-Dichloroethane	1.0	U	1.0	0.30
75-35-4	1,1-Dichloroethene	1.0	U	1.0	0.45
563-58-6	1,1-Dichloropropene	1.0	U	1.0	0.42
87-61-6	1,2,3-Trichlorobenzene	1.0	U	1.0	0.37
96-18-4	1,2,3-Trichloropropane	1.0	U	1.0	0.44
526-73-8	1,2,3-Trimethylbenzene	5.0	U	5.0	0.47
120-82-1	1,2,4-Trichlorobenzene	1.0	U	1.0	0.32
95-63-6	1,2,4-Trimethylbenzene	1.0	U	1.0	0.41
96-12-8	1,2-Dibromo-3-Chloropropane	5.0	U	5.0	0.82
95-50-1	1,2-Dichlorobenzene	1.0	U	1.0	0.25
107-06-2	1,2-Dichloroethane	1.0	U	1.0	0.23
78-87-5	1,2-Dichloropropane	1.0	U	1.0	0.25
541-73-1	1,3-Dichlorobenzene	1.0	U	1.0	0.19
142-28-9	1,3-Dichloropropane	1.0	U	1.0	0.19
106-46-7	1,4-Dichlorobenzene	1.0	U	1.0	0.27
594-20-7	2,2-Dichloropropane	1.0	U	1.0	0.26
110-75-8	2-Chloroethyl vinyl ether	10	U	10	0.59
95-49-8	2-Chlorotoluene	1.0	U	1.0	0.40
591-78-6	2-Hexanone	5.0	U	5.0	0.48
108-86-1	Bromobenzene	1.0	U	1.0	0.35
74-97-5	Bromochloromethane	1.0	U	1.0	0.50
106-43-4	4-Chlorotoluene	1.0	U	1.0	0.29
99-87-6	p-Isopropyltoluene	1.0	U	1.0	0.43
67-64-1	Acetone	8.3		5.0	0.94
71-43-2	Benzene	1.0	U	1.0	0.35
75-25-2	Bromoform	1.0	U	1.0	0.56
74-83-9	Bromomethane	1.0	U	1.0	0.44
75-15-0	Carbon disulfide	1.0	U	1.0	0.38
56-23-5	Carbon tetrachloride	1.0	U	1.0	0.43
108-90-7	Chlorobenzene	1.0	U	1.0	0.25
75-00-3	Chloroethane	1.0	U	1.0	0.32

FORM I
GC/MS VOA ORGANICS ANALYSIS DATA SHEET

Lab Name: TestAmerica Canton | Job No.: 240-48848-1

SDG No.:

Client Sample ID: MSA-SW42C-033115 | Lab Sample ID: 240-48848-23

Matrix: Water | Lab File ID: UXR9553.D

Analysis Method: 8260C | Date Collected: 03/31/2015 12:21

Sample wt/vol: 5(mL) | Date Analyzed: 04/03/2015 14:15

Soil Aliquot Vol: | Dilution Factor: 1

Soil Extract Vol.: | GC Column: DB-624 ID: 0.18(mm)

% Moisture: | Level: (low/med) Low

Analysis Batch No.: 175006 | Units: ug/L

CAS NO.	COMPOUND NAME	RESULT	Q	RL	MDL
67-66-3	Chloroform	1.0	U	1.0	0.25
74-87-3	Chloromethane	1.0	U	1.0	0.44
156-59-2	cis-1,2-Dichloroethene	2.4		1.0	0.26
10061-01-5	cis-1,3-Dichloropropene	1.0	U	1.0	0.46
87-68-3	Hexachlorobutadiene	1.0	U	1.0	0.35
74-95-3	Dibromomethane	1.0	U	1.0	0.42
75-27-4	Bromodichloromethane	1.0	U	1.0	0.29
75-71-8	Dichlorodifluoromethane	1.0	U	1.0	0.32
100-41-4	Ethylbenzene	1.0	U	1.0	0.25
106-93-4	1,2-Dibromoethane	1.0	U	1.0	0.32
108-20-3	Diisopropyl ether	5.0	U	5.0	0.50
91-20-3	Naphthalene	1.0	U	1.0	0.45
179601-23-1	m-Xylene & p-Xylene	2.0	U	2.0	0.24
104-51-8	n-Butylbenzene	1.0	U	1.0	0.31
98-82-8	Isopropylbenzene	1.0	U	1.0	0.35
103-65-1	n-Propylbenzene	1.0	U	1.0	0.40
78-93-3	2-Butanone	5.0	U	5.0	0.53
108-10-1	4-Methyl-2-pentanone	5.0	U	5.0	0.99
135-98-8	sec-Butylbenzene	1.0	U	1.0	0.48
1634-04-4	Methyl tert-butyl ether	1.0	U	1.0	0.20
994-05-8	Tert-amyl-methyl ether (TAME)	5.0	U	5.0	0.30
75-09-2	Methylene Chloride	1.0	U	1.0	0.33
95-47-6	o-Xylene	1.0	U	1.0	0.25
100-42-5	Styrene	1.0	U	1.0	0.45
637-92-3	Ethyl-t-butyl ether (ETBE)	5.0	U	5.0	0.23
98-06-6	tert-Butylbenzene	1.0	U	1.0	0.41
127-18-4	Tetrachloroethene	1.0	U	1.0	0.31
108-88-3	Toluene	0.25	J	1.0	0.23
156-60-5	trans-1,2-Dichloroethene	1.0	U	1.0	0.30
10061-02-6	trans-1,3-Dichloropropene	1.0	U	1.0	0.56
79-01-6	Trichloroethene	6.2		1.0	0.22
75-69-4	Trichlorofluoromethane	1.0	U	1.0	0.49
108-05-4	Vinyl acetate	2.0	U	2.0	0.41
75-01-4	Vinyl chloride	1.1		0.50	0.29
75-65-0	tert-Butyl alcohol	20	U	20	4.9
1330-20-7	Xylenes, Total	2.0	U	2.0	0.52

FORM I
GC/MS VOA ORGANICS ANALYSIS DATA SHEET

Lab Name: TestAmerica Canton | Job No.: 240-48848-1

SDG No.:

Client Sample ID: MSA-SW42C-033115 | Lab Sample ID: 240-48848-23

Matrix: Water | Lab File ID: UXR9553.D

Analysis Method: 8260C | Date Collected: 03/31/2015 12:21

Sample wt/vol: 5(mL) | Date Analyzed: 04/03/2015 14:15

Soil Aliquot Vol: | Dilution Factor: 1

Soil Extract Vol.: | GC Column: DB-624 ID: 0.18(mm)

% Moisture: | Level: (low/med) Low

Analysis Batch No.: 175006 | Units: ug/L

CAS NO.	COMPOUND NAME	RESULT	Q	RL	MDL
124-48-1	Dibromochloromethane	1.0	U	1.0	0.43

CAS NO.	SURROGATE	%REC	Q	LIMITS
17060-07-0	1,2-Dichloroethane-d4 (Surr)	99		63-129
460-00-4	4-Bromofluorobenzene (Surr)	80		66-120
2037-26-5	Toluene-d8 (Surr)	92		74-120
1868-53-7	Dibromofluoromethane (Surr)	97		75-121

FORM I
GC/MS VOA ORGANICS ANALYSIS DATA SHEET
TENTATIVELY IDENTIFIED COMPOUNDS

Lab Name: TestAmerica Canton Job No.: 240-48848-1

SDG No.:

Client Sample ID: MSA-SW42C-033115 Lab Sample ID: 240-48848-23

Matrix: Water Lab File ID: UXR9553.D

Analysis Method: 8260C Date Collected: 03/31/2015 12:21

Sample wt/vol: 5(mL) Date Analyzed: 04/03/2015 14:15

Soil Aliquot Vol: Dilution Factor: 1

Soil Extract Vol.: GC Column: DB-624 ID: 0.18(mm)

% Moisture: Level: (low/med) Low

Analysis Batch No.: 175006 Units: ug/L

Number TICs Found: 0 TIC Result Total: 0

CAS NO.	COMPOUND NAME	RT	RESULT	Q
	Tentatively Identified Compound		None	

FORM I-TIC 8260C

FORM I
GC/MS VOA ORGANICS ANALYSIS DATA SHEET
TARGETED TENATIVELY IDENTIFIED COMPOUNDS

Lab Name: TestAmerica Canton Job No.: 240-48848-1

SDG No.:

Client Sample ID: MSA-SW42C-033115 Lab Sample ID: 240-48848-23

Matrix: Water Lab File ID: UXR9553.D

Analysis Method: 8260C Date Collected: 03/31/2015 12:21

Sample wt/vol: 5(mL) Date Analyzed: 04/03/2015 14:15

Soil Aliquot Vol: Dilution Factor: 1

Soil Extract Vol.: GC Column: DB-624 ID: 0.18(mm)

% Moisture: Level: (low/med) Low

Analysis Batch No.: 175006 Units: ug/L

CAS NO.	COMPOUND NAME	RT	RESULT	Q
75-45-6	Chlorodifluoromethane TIC		1.0	U

FORM I-TIC 8260C

FORM I
GC/MS VOA ORGANICS ANALYSIS DATA SHEET

Lab Name: TestAmerica Canton | Job No.: 240-48848-1

SDG No.:

Client Sample ID: MSA-SW42D-033115 | Lab Sample ID: 240-48848-24

Matrix: Water | Lab File ID: UXR9554.D

Analysis Method: 8260C | Date Collected: 03/31/2015 12:25

Sample wt/vol: 5(mL) | Date Analyzed: 04/03/2015 14:41

Soil Aliquot Vol: | Dilution Factor: 1

Soil Extract Vol.: | GC Column: DB-624 ID: 0.18(mm)

% Moisture: | Level: (low/med) Low

Analysis Batch No.: 175006 | Units: ug/L

CAS NO.	COMPOUND NAME	RESULT	Q	RL	MDL
630-20-6	1,1,1,2-Tetrachloroethane	1.0	U	1.0	0.28
71-55-6	1,1,1-Trichloroethane	1.0	U	1.0	0.44
79-34-5	1,1,2,2-Tetrachloroethane	1.0	U	1.0	0.22
76-13-1	1,1,2-Trichloro-1,2,2-trichfluoroeth ane	1.0	U	1.0	0.45
75-34-3	1,1-Dichloroethane	1.0	U	1.0	0.30
75-35-4	1,1-Dichloroethene	1.0	U	1.0	0.45
563-58-6	1,1-Dichloropropene	1.0	U	1.0	0.42
87-61-6	1,2,3-Trichlorobenzene	1.0	U	1.0	0.37
96-18-4	1,2,3-Trichloropropane	1.0	U	1.0	0.44
526-73-8	1,2,3-Trimethylbenzene	5.0	U	5.0	0.47
120-82-1	1,2,4-Trichlorobenzene	1.0	U	1.0	0.32
95-63-6	1,2,4-Trimethylbenzene	1.0	U	1.0	0.41
96-12-8	1,2-Dibromo-3-Chloropropane	5.0	U	5.0	0.82
95-50-1	1,2-Dichlorobenzene	1.0	U	1.0	0.25
107-06-2	1,2-Dichloroethane	1.0	U	1.0	0.23
78-87-5	1,2-Dichloropropane	1.0	U	1.0	0.25
541-73-1	1,3-Dichlorobenzene	1.0	U	1.0	0.19
142-28-9	1,3-Dichloropropane	1.0	U	1.0	0.19
106-46-7	1,4-Dichlorobenzene	1.0	U	1.0	0.27
594-20-7	2,2-Dichloropropane	1.0	U	1.0	0.26
110-75-8	2-Chloroethyl vinyl ether	10	U	10	0.59
95-49-8	2-Chlorotoluene	1.0	U	1.0	0.40
591-78-6	2-Hexanone	5.0	U	5.0	0.48
108-86-1	Bromobenzene	1.0	U	1.0	0.35
74-97-5	Bromochloromethane	1.0	U	1.0	0.50
106-43-4	4-Chlorotoluene	1.0	U	1.0	0.29
99-87-6	p-Isopropyltoluene	1.0	U	1.0	0.43
67-64-1	Acetone	5.0	U	5.0	0.94
71-43-2	Benzene	1.0	U	1.0	0.35
75-25-2	Bromoform	1.0	U	1.0	0.56
74-83-9	Bromomethane	1.0	U	1.0	0.44
75-15-0	Carbon disulfide	1.0	U	1.0	0.38
56-23-5	Carbon tetrachloride	1.0	U	1.0	0.43
108-90-7	Chlorobenzene	1.0	U	1.0	0.25
75-00-3	Chloroethane	1.0	U	1.0	0.32

FORM I
GC/MS VOA ORGANICS ANALYSIS DATA SHEET

Lab Name: TestAmerica Canton | Job No.: 240-48848-1

SDG No.:

Client Sample ID: MSA-SW42D-033115 | Lab Sample ID: 240-48848-24

Matrix: Water | Lab File ID: UXR9554.D

Analysis Method: 8260C | Date Collected: 03/31/2015 12:25

Sample wt/vol: 5(mL) | Date Analyzed: 04/03/2015 14:41

Soil Aliquot Vol: | Dilution Factor: 1

Soil Extract Vol.: | GC Column: DB-624 ID: 0.18(mm)

% Moisture: | Level: (low/med) Low

Analysis Batch No.: 175006 | Units: ug/L

CAS NO.	COMPOUND NAME	RESULT	Q	RL	MDL
67-66-3	Chloroform	1.0	U	1.0	0.25
74-87-3	Chloromethane	1.0	U	1.0	0.44
156-59-2	cis-1,2-Dichloroethene	1.4		1.0	0.26
10061-01-5	cis-1,3-Dichloropropene	1.0	U	1.0	0.46
87-68-3	Hexachlorobutadiene	1.0	U	1.0	0.35
74-95-3	Dibromomethane	1.0	U	1.0	0.42
75-27-4	Bromodichloromethane	1.0	U	1.0	0.29
75-71-8	Dichlorodifluoromethane	1.0	U	1.0	0.32
100-41-4	Ethylbenzene	1.0	U	1.0	0.25
106-93-4	1,2-Dibromoethane	1.0	U	1.0	0.32
108-20-3	Diisopropyl ether	5.0	U	5.0	0.50
91-20-3	Naphthalene	1.0	U	1.0	0.45
179601-23-1	m-Xylene & p-Xylene	2.0	U	2.0	0.24
104-51-8	n-Butylbenzene	1.0	U	1.0	0.31
98-82-8	Isopropylbenzene	1.0	U	1.0	0.35
103-65-1	n-Propylbenzene	1.0	U	1.0	0.40
78-93-3	2-Butanone	5.0	U	5.0	0.53
108-10-1	4-Methyl-2-pentanone	5.0	U	5.0	0.99
135-98-8	sec-Butylbenzene	1.0	U	1.0	0.48
1634-04-4	Methyl tert-butyl ether	1.0	U	1.0	0.20
994-05-8	Tert-amyl-methyl ether (TAME)	5.0	U	5.0	0.30
75-09-2	Methylene Chloride	1.0	U	1.0	0.33
95-47-6	o-Xylene	1.0	U	1.0	0.25
100-42-5	Styrene	1.0	U	1.0	0.45
637-92-3	Ethyl-t-butyl ether (ETBE)	5.0	U	5.0	0.23
98-06-6	tert-Butylbenzene	1.0	U	1.0	0.41
127-18-4	Tetrachloroethene	1.0	U	1.0	0.31
108-88-3	Toluene	0.26	J	1.0	0.23
156-60-5	trans-1,2-Dichloroethene	1.0	U	1.0	0.30
10061-02-6	trans-1,3-Dichloropropene	1.0	U	1.0	0.56
79-01-6	Trichloroethene	3.5		1.0	0.22
75-69-4	Trichlorofluoromethane	1.0	U	1.0	0.49
108-05-4	Vinyl acetate	2.0	U	2.0	0.41
75-01-4	Vinyl chloride	0.82		0.50	0.29
75-65-0	tert-Butyl alcohol	20	U	20	4.9
1330-20-7	Xylenes, Total	2.0	U	2.0	0.52

FORM I
GC/MS VOA ORGANICS ANALYSIS DATA SHEET

Lab Name: TestAmerica Canton | Job No.: 240-48848-1

SDG No.:

Client Sample ID: MSA-SW42D-033115 | Lab Sample ID: 240-48848-24

Matrix: Water | Lab File ID: UXR9554.D

Analysis Method: 8260C | Date Collected: 03/31/2015 12:25

Sample wt/vol: 5(mL) | Date Analyzed: 04/03/2015 14:41

Soil Aliquot Vol: | Dilution Factor: 1

Soil Extract Vol.: | GC Column: DB-624 ID: 0.18(mm)

% Moisture: | Level: (low/med) Low

Analysis Batch No.: 175006 | Units: ug/L

CAS NO.	COMPOUND NAME	RESULT	Q	RL	MDL
124-48-1	Dibromochloromethane	1.0	U	1.0	0.43

CAS NO.	SURROGATE	%REC	Q	LIMITS
17060-07-0	1,2-Dichloroethane-d4 (Surr)	102		63-129
460-00-4	4-Bromofluorobenzene (Surr)	81		66-120
2037-26-5	Toluene-d8 (Surr)	91		74-120
1868-53-7	Dibromofluoromethane (Surr)	100		75-121

FORM I
GC/MS VOA ORGANICS ANALYSIS DATA SHEET
TENTATIVELY IDENTIFIED COMPOUNDS

Lab Name: TestAmerica Canton Job No.: 240-48848-1

SDG No.:

Client Sample ID: MSA-SW42D-033115 Lab Sample ID: 240-48848-24

Matrix: Water Lab File ID: UXR9554.D

Analysis Method: 8260C Date Collected: 03/31/2015 12:25

Sample wt/vol: 5(mL) Date Analyzed: 04/03/2015 14:41

Soil Aliquot Vol: Dilution Factor: 1

Soil Extract Vol.: GC Column: DB-624 ID: 0.18(mm)

% Moisture: Level: (low/med) Low

Analysis Batch No.: 175006 Units: ug/L

Number TICs Found: 0 TIC Result Total: 0

CAS NO.	COMPOUND NAME	RT	RESULT	Q
	Tentatively Identified Compound		None	

FORM I-TIC 8260C

FORM I
GC/MS VOA ORGANICS ANALYSIS DATA SHEET
TARGETED TENATIVELY IDENTIFIED COMPOUNDS

Lab Name: TestAmerica Canton Job No.: 240-48848-1

SDG No.:

Client Sample ID: MSA-SW42D-033115 Lab Sample ID: 240-48848-24

Matrix: Water Lab File ID: UXR9554.D

Analysis Method: 8260C Date Collected: 03/31/2015 12:25

Sample wt/vol: 5(mL) Date Analyzed: 04/03/2015 14:41

Soil Aliquot Vol: Dilution Factor: 1

Soil Extract Vol.: GC Column: DB-624 ID: 0.18(mm)

% Moisture: Level: (low/med) Low

Analysis Batch No.: 175006 Units: ug/L

CAS NO.	COMPOUND NAME	RT	RESULT	Q
75-45-6	Chlorodifluoromethane TIC		1.0	U

FORM I-TIC 8260C

FORM I
GC/MS VOA ORGANICS ANALYSIS DATA SHEET

Lab Name: TestAmerica Canton | Job No.: 240-48848-1

SDG No.:

Client Sample ID: MSA-SW43A-033115 | Lab Sample ID: 240-48848-25

Matrix: Water | Lab File ID: UXR9555.D

Analysis Method: 8260C | Date Collected: 03/31/2015 10:52

Sample wt/vol: 5(mL) | Date Analyzed: 04/03/2015 15:14

Soil Aliquot Vol: | Dilution Factor: 1

Soil Extract Vol.: | GC Column: DB-624 ID: 0.18(mm)

% Moisture: | Level: (low/med) Low

Analysis Batch No.: 175006 | Units: ug/L

CAS NO.	COMPOUND NAME	RESULT	Q	RL	MDL
630-20-6	1,1,1,2-Tetrachloroethane	1.0	U	1.0	0.28
71-55-6	1,1,1-Trichloroethane	1.0	U	1.0	0.44
79-34-5	1,1,2,2-Tetrachloroethane	1.0	U	1.0	0.22
76-13-1	1,1,2-Trichloro-1,2,2-trichfluoroeth ane	1.0	U	1.0	0.45
75-34-3	1,1-Dichloroethane	1.0	U	1.0	0.30
75-35-4	1,1-Dichloroethene	1.0	U	1.0	0.45
563-58-6	1,1-Dichloropropene	1.0	U	1.0	0.42
87-61-6	1,2,3-Trichlorobenzene	1.0	U	1.0	0.37
96-18-4	1,2,3-Trichloropropane	1.0	U	1.0	0.44
526-73-8	1,2,3-Trimethylbenzene	5.0	U	5.0	0.47
120-82-1	1,2,4-Trichlorobenzene	1.0	U	1.0	0.32
95-63-6	1,2,4-Trimethylbenzene	1.0	U	1.0	0.41
96-12-8	1,2-Dibromo-3-Chloropropane	5.0	U	5.0	0.82
95-50-1	1,2-Dichlorobenzene	1.0	U	1.0	0.25
107-06-2	1,2-Dichloroethane	1.0	U	1.0	0.23
78-87-5	1,2-Dichloropropane	1.0	U	1.0	0.25
541-73-1	1,3-Dichlorobenzene	1.0	U	1.0	0.19
142-28-9	1,3-Dichloropropane	1.0	U	1.0	0.19
106-46-7	1,4-Dichlorobenzene	1.0	U	1.0	0.27
594-20-7	2,2-Dichloropropane	1.0	U	1.0	0.26
110-75-8	2-Chloroethyl vinyl ether	10	U	10	0.59
95-49-8	2-Chlorotoluene	1.0	U	1.0	0.40
591-78-6	2-Hexanone	5.0	U	5.0	0.48
108-86-1	Bromobenzene	1.0	U	1.0	0.35
74-97-5	Bromochloromethane	1.0	U	1.0	0.50
106-43-4	4-Chlorotoluene	1.0	U	1.0	0.29
99-87-6	p-Isopropyltoluene	1.0	U	1.0	0.43
67-64-1	Acetone	5.0	U	5.0	0.94
71-43-2	Benzene	1.0	U	1.0	0.35
75-25-2	Bromoform	1.0	U	1.0	0.56
74-83-9	Bromomethane	1.0	U	1.0	0.44
75-15-0	Carbon disulfide	1.0	U	1.0	0.38
56-23-5	Carbon tetrachloride	1.0	U	1.0	0.43
108-90-7	Chlorobenzene	1.0	U	1.0	0.25
75-00-3	Chloroethane	1.0	U	1.0	0.32

FORM I
GC/MS VOA ORGANICS ANALYSIS DATA SHEET

Lab Name: TestAmerica Canton | Job No.: 240-48848-1

SDG No.:

Client Sample ID: MSA-SW43A-033115 | Lab Sample ID: 240-48848-25

Matrix: Water | Lab File ID: UXR9555.D

Analysis Method: 8260C | Date Collected: 03/31/2015 10:52

Sample wt/vol: 5(mL) | Date Analyzed: 04/03/2015 15:14

Soil Aliquot Vol: | Dilution Factor: 1

Soil Extract Vol.: | GC Column: DB-624 ID: 0.18(mm)

% Moisture: | Level: (low/med) Low

Analysis Batch No.: 175006 | Units: ug/L

CAS NO.	COMPOUND NAME	RESULT	Q	RL	MDL
67-66-3	Chloroform	1.0	U	1.0	0.25
74-87-3	Chloromethane	1.0	U	1.0	0.44
156-59-2	cis-1,2-Dichloroethene	4.0		1.0	0.26
10061-01-5	cis-1,3-Dichloropropene	1.0	U	1.0	0.46
87-68-3	Hexachlorobutadiene	1.0	U	1.0	0.35
74-95-3	Dibromomethane	1.0	U	1.0	0.42
75-27-4	Bromodichloromethane	1.0	U	1.0	0.29
75-71-8	Dichlorodifluoromethane	1.0	U	1.0	0.32
100-41-4	Ethylbenzene	1.0	U	1.0	0.25
106-93-4	1,2-Dibromoethane	1.0	U	1.0	0.32
108-20-3	Diisopropyl ether	5.0	U	5.0	0.50
91-20-3	Naphthalene	1.0	U	1.0	0.45
179601-23-1	m-Xylene & p-Xylene	2.0	U	2.0	0.24
104-51-8	n-Butylbenzene	1.0	U	1.0	0.31
98-82-8	Isopropylbenzene	1.0	U	1.0	0.35
103-65-1	n-Propylbenzene	1.0	U	1.0	0.40
78-93-3	2-Butanone	5.0	U	5.0	0.53
108-10-1	4-Methyl-2-pentanone	5.0	U	5.0	0.99
135-98-8	sec-Butylbenzene	1.0	U	1.0	0.48
1634-04-4	Methyl tert-butyl ether	1.0	U	1.0	0.20
994-05-8	Tert-amyl-methyl ether (TAME)	5.0	U	5.0	0.30
75-09-2	Methylene Chloride	1.0	U	1.0	0.33
95-47-6	o-Xylene	1.0	U	1.0	0.25
100-42-5	Styrene	1.0	U	1.0	0.45
637-92-3	Ethyl-t-butyl ether (ETBE)	5.0	U	5.0	0.23
98-06-6	tert-Butylbenzene	1.0	U	1.0	0.41
127-18-4	Tetrachloroethene	1.0	U	1.0	0.31
108-88-3	Toluene	1.0	U	1.0	0.23
156-60-5	trans-1,2-Dichloroethene	1.0	U	1.0	0.30
10061-02-6	trans-1,3-Dichloropropene	1.0	U	1.0	0.56
79-01-6	Trichloroethene	4.0		1.0	0.22
75-69-4	Trichlorofluoromethane	1.0	U	1.0	0.49
108-05-4	Vinyl acetate	2.0	U	2.0	0.41
75-01-4	Vinyl chloride	0.41	J	0.50	0.29
75-65-0	tert-Butyl alcohol	20	U	20	4.9
1330-20-7	Xylenes, Total	2.0	U	2.0	0.52

FORM I
GC/MS VOA ORGANICS ANALYSIS DATA SHEET

Lab Name: TestAmerica Canton | Job No.: 240-48848-1

SDG No.:

Client Sample ID: MSA-SW43A-033115 | Lab Sample ID: 240-48848-25

Matrix: Water | Lab File ID: UXR9555.D

Analysis Method: 8260C | Date Collected: 03/31/2015 10:52

Sample wt/vol: 5(mL) | Date Analyzed: 04/03/2015 15:14

Soil Aliquot Vol: | Dilution Factor: 1

Soil Extract Vol.: | GC Column: DB-624 ID: 0.18(mm)

% Moisture: | Level: (low/med) Low

Analysis Batch No.: 175006 | Units: ug/L

CAS NO.	COMPOUND NAME	RESULT	Q	RL	MDL
124-48-1	Dibromochloromethane	1.0	U	1.0	0.43

CAS NO.	SURROGATE	%REC	Q	LIMITS
17060-07-0	1,2-Dichloroethane-d4 (Surr)	101		63-129
460-00-4	4-Bromofluorobenzene (Surr)	80		66-120
2037-26-5	Toluene-d8 (Surr)	92		74-120
1868-53-7	Dibromofluoromethane (Surr)	98		75-121

FORM I
GC/MS VOA ORGANICS ANALYSIS DATA SHEET
TENTATIVELY IDENTIFIED COMPOUNDS

Lab Name: TestAmerica Canton Job No.: 240-48848-1

SDG No.:

Client Sample ID: MSA-SW43A-033115 Lab Sample ID: 240-48848-25

Matrix: Water Lab File ID: UXR9555.D

Analysis Method: 8260C Date Collected: 03/31/2015 10:52

Sample wt/vol: 5(mL) Date Analyzed: 04/03/2015 15:14

Soil Aliquot Vol: Dilution Factor: 1

Soil Extract Vol.: GC Column: DB-624 ID: 0.18(mm)

% Moisture: Level: (low/med) Low

Analysis Batch No.: 175006 Units: ug/L

Number TICs Found: 0 TIC Result Total: 0

CAS NO.	COMPOUND NAME	RT	RESULT	Q
	Tentatively Identified Compound		None	

FORM I-TIC 8260C

FORM I
GC/MS VOA ORGANICS ANALYSIS DATA SHEET
TARGETED TENATIVELY IDENTIFIED COMPOUNDS

Lab Name: TestAmerica Canton Job No.: 240-48848-1

SDG No.:

Client Sample ID: MSA-SW43A-033115 Lab Sample ID: 240-48848-25

Matrix: Water Lab File ID: UXR9555.D

Analysis Method: 8260C Date Collected: 03/31/2015 10:52

Sample wt/vol: 5(mL) Date Analyzed: 04/03/2015 15:14

Soil Aliquot Vol: Dilution Factor: 1

Soil Extract Vol.: GC Column: DB-624 ID: 0.18(mm)

% Moisture: Level: (low/med) Low

Analysis Batch No.: 175006 Units: ug/L

CAS NO.	COMPOUND NAME	RT	RESULT	Q
75-45-6	Chlorodifluoromethane TIC		1.0	U

FORM I
GC/MS VOA ORGANICS ANALYSIS DATA SHEET

Lab Name: TestAmerica Canton | Job No.: 240-48848-1

SDG No.:

Client Sample ID: MSA-SW43B-033115 | Lab Sample ID: 240-48848-26

Matrix: Water | Lab File ID: UXR9556.D

Analysis Method: 8260C | Date Collected: 03/31/2015 10:59

Sample wt/vol: 5(mL) | Date Analyzed: 04/03/2015 15:37

Soil Aliquot Vol: | Dilution Factor: 1

Soil Extract Vol.: | GC Column: DB-624 ID: 0.18(mm)

% Moisture: | Level: (low/med) Low

Analysis Batch No.: 175006 | Units: ug/L

CAS NO.	COMPOUND NAME	RESULT	Q	RL	MDL
630-20-6	1,1,1,2-Tetrachloroethane	1.0	U	1.0	0.28
71-55-6	1,1,1-Trichloroethane	1.0	U	1.0	0.44
79-34-5	1,1,2,2-Tetrachloroethane	1.0	U	1.0	0.22
76-13-1	1,1,2-Trichloro-1,2,2-trichfluoroeth ane	1.0	U	1.0	0.45
75-34-3	1,1-Dichloroethane	1.0	U	1.0	0.30
75-35-4	1,1-Dichloroethene	1.0	U	1.0	0.45
563-58-6	1,1-Dichloropropene	1.0	U	1.0	0.42
87-61-6	1,2,3-Trichlorobenzene	1.0	U	1.0	0.37
96-18-4	1,2,3-Trichloropropane	1.0	U	1.0	0.44
526-73-8	1,2,3-Trimethylbenzene	5.0	U	5.0	0.47
120-82-1	1,2,4-Trichlorobenzene	1.0	U	1.0	0.32
95-63-6	1,2,4-Trimethylbenzene	1.0	U	1.0	0.41
96-12-8	1,2-Dibromo-3-Chloropropane	5.0	U	5.0	0.82
95-50-1	1,2-Dichlorobenzene	1.0	U	1.0	0.25
107-06-2	1,2-Dichloroethane	1.0	U	1.0	0.23
78-87-5	1,2-Dichloropropane	1.0	U	1.0	0.25
541-73-1	1,3-Dichlorobenzene	1.0	U	1.0	0.19
142-28-9	1,3-Dichloropropane	1.0	U	1.0	0.19
106-46-7	1,4-Dichlorobenzene	1.0	U	1.0	0.27
594-20-7	2,2-Dichloropropane	1.0	U	1.0	0.26
110-75-8	2-Chloroethyl vinyl ether	10	U	10	0.59
95-49-8	2-Chlorotoluene	1.0	U	1.0	0.40
591-78-6	2-Hexanone	5.0	U	5.0	0.48
108-86-1	Bromobenzene	1.0	U	1.0	0.35
74-97-5	Bromochloromethane	1.0	U	1.0	0.50
106-43-4	4-Chlorotoluene	1.0	U	1.0	0.29
99-87-6	p-Isopropyltoluene	1.0	U	1.0	0.43
67-64-1	Acetone	5.0	U	5.0	0.94
71-43-2	Benzene	1.0	U	1.0	0.35
75-25-2	Bromoform	1.0	U	1.0	0.56
74-83-9	Bromomethane	1.0	U	1.0	0.44
75-15-0	Carbon disulfide	1.0	U	1.0	0.38
56-23-5	Carbon tetrachloride	1.0	U	1.0	0.43
108-90-7	Chlorobenzene	1.0	U	1.0	0.25
75-00-3	Chloroethane	1.0	U	1.0	0.32

FORM I
GC/MS VOA ORGANICS ANALYSIS DATA SHEET

Lab Name: TestAmerica Canton | Job No.: 240-48848-1

SDG No.:

Client Sample ID: MSA-SW43B-033115 | Lab Sample ID: 240-48848-26

Matrix: Water | Lab File ID: UXR9556.D

Analysis Method: 8260C | Date Collected: 03/31/2015 10:59

Sample wt/vol: 5(mL) | Date Analyzed: 04/03/2015 15:37

Soil Aliquot Vol: | Dilution Factor: 1

Soil Extract Vol.: | GC Column: DB-624 ID: 0.18(mm)

% Moisture: | Level: (low/med) Low

Analysis Batch No.: 175006 | Units: ug/L

CAS NO.	COMPOUND NAME	RESULT	Q	RL	MDL
67-66-3	Chloroform	1.0	U	1.0	0.25
74-87-3	Chloromethane	1.0	U	1.0	0.44
156-59-2	cis-1,2-Dichloroethene	4.9		1.0	0.26
10061-01-5	cis-1,3-Dichloropropene	1.0	U	1.0	0.46
87-68-3	Hexachlorobutadiene	1.0	U	1.0	0.35
74-95-3	Dibromomethane	1.0	U	1.0	0.42
75-27-4	Bromodichloromethane	1.0	U	1.0	0.29
75-71-8	Dichlorodifluoromethane	1.0	U	1.0	0.32
100-41-4	Ethylbenzene	1.0	U	1.0	0.25
106-93-4	1,2-Dibromoethane	1.0	U	1.0	0.32
108-20-3	Diisopropyl ether	5.0	U	5.0	0.50
91-20-3	Naphthalene	1.0	U	1.0	0.45
179601-23-1	m-Xylene & p-Xylene	0.51	J	2.0	0.24
104-51-8	n-Butylbenzene	1.0	U	1.0	0.31
98-82-8	Isopropylbenzene	1.0	U	1.0	0.35
103-65-1	n-Propylbenzene	1.0	U	1.0	0.40
78-93-3	2-Butanone	5.0	U	5.0	0.53
108-10-1	4-Methyl-2-pentanone	5.0	U	5.0	0.99
135-98-8	sec-Butylbenzene	1.0	U	1.0	0.48
1634-04-4	Methyl tert-butyl ether	1.0	U	1.0	0.20
994-05-8	Tert-amyl-methyl ether (TAME)	5.0	U	5.0	0.30
75-09-2	Methylene Chloride	1.0	U	1.0	0.33
95-47-6	o-Xylene	1.0	U	1.0	0.25
100-42-5	Styrene	1.0	U	1.0	0.45
637-92-3	Ethyl-t-butyl ether (ETBE)	5.0	U	5.0	0.23
98-06-6	tert-Butylbenzene	1.0	U	1.0	0.41
127-18-4	Tetrachloroethene	1.0	U	1.0	0.31
108-88-3	Toluene	0.58	J	1.0	0.23
156-60-5	trans-1,2-Dichloroethene	1.0	U	1.0	0.30
10061-02-6	trans-1,3-Dichloropropene	1.0	U	1.0	0.56
79-01-6	Trichloroethene	6.7		1.0	0.22
75-69-4	Trichlorofluoromethane	1.0	U	1.0	0.49
108-05-4	Vinyl acetate	2.0	U	2.0	0.41
75-01-4	Vinyl chloride	1.1		0.50	0.29
75-65-0	tert-Butyl alcohol	20	U	20	4.9
1330-20-7	Xylenes, Total	2.0	U	2.0	0.52

FORM I
GC/MS VOA ORGANICS ANALYSIS DATA SHEET

Lab Name: TestAmerica Canton | Job No.: 240-48848-1

SDG No.:

Client Sample ID: MSA-SW43B-033115 | Lab Sample ID: 240-48848-26

Matrix: Water | Lab File ID: UXR9556.D

Analysis Method: 8260C | Date Collected: 03/31/2015 10:59

Sample wt/vol: 5(mL) | Date Analyzed: 04/03/2015 15:37

Soil Aliquot Vol: | Dilution Factor: 1

Soil Extract Vol.: | GC Column: DB-624 ID: 0.18(mm)

% Moisture: | Level: (low/med) Low

Analysis Batch No.: 175006 | Units: ug/L

CAS NO.	COMPOUND NAME	RESULT	Q	RL	MDL
124-48-1	Dibromochloromethane	1.0	U	1.0	0.43

CAS NO.	SURROGATE	%REC	Q	LIMITS
17060-07-0	1,2-Dichloroethane-d4 (Surr)	102		63-129
460-00-4	4-Bromofluorobenzene (Surr)	83		66-120
2037-26-5	Toluene-d8 (Surr)	93		74-120
1868-53-7	Dibromofluoromethane (Surr)	100		75-121

FORM I
GC/MS VOA ORGANICS ANALYSIS DATA SHEET
TENTATIVELY IDENTIFIED COMPOUNDS

Lab Name: TestAmerica Canton Job No.: 240-48848-1

SDG No.:

Client Sample ID: MSA-SW43B-033115 Lab Sample ID: 240-48848-26

Matrix: Water Lab File ID: UXR9556.D

Analysis Method: 8260C Date Collected: 03/31/2015 10:59

Sample wt/vol: 5(mL) Date Analyzed: 04/03/2015 15:37

Soil Aliquot Vol: Dilution Factor: 1

Soil Extract Vol.: GC Column: DB-624 ID: 0.18(mm)

% Moisture: Level: (low/med) Low

Analysis Batch No.: 175006 Units: ug/L

Number TICs Found: 0 TIC Result Total: 0

CAS NO.	COMPOUND NAME	RT	RESULT	Q
	Tentatively Identified Compound		None	

FORM I-TIC 8260C

FORM I
GC/MS VOA ORGANICS ANALYSIS DATA SHEET
TARGETED TENATIVELY IDENTIFIED COMPOUNDS

Lab Name: TestAmerica Canton Job No.: 240-48848-1

SDG No.:

Client Sample ID: MSA-SW43B-033115 Lab Sample ID: 240-48848-26

Matrix: Water Lab File ID: UXR9556.D

Analysis Method: 8260C Date Collected: 03/31/2015 10:59

Sample wt/vol: 5(mL) Date Analyzed: 04/03/2015 15:37

Soil Aliquot Vol: Dilution Factor: 1

Soil Extract Vol.: GC Column: DB-624 ID: 0.18(mm)

% Moisture: Level: (low/med) Low

Analysis Batch No.: 175006 Units: ug/L

CAS NO.	COMPOUND NAME	RT	RESULT	Q
75-45-6	Chlorodifluoromethane TIC		1.0	U

FORM I
GC/MS VOA ORGANICS ANALYSIS DATA SHEET

Lab Name: TestAmerica Canton | Job No.: 240-48848-1

SDG No.:

Client Sample ID: MSA-SW43C-033115 | Lab Sample ID: 240-48848-27

Matrix: Water | Lab File ID: UXR9557.D

Analysis Method: 8260C | Date Collected: 03/31/2015 11:04

Sample wt/vol: 5(mL) | Date Analyzed: 04/03/2015 15:59

Soil Aliquot Vol: | Dilution Factor: 1

Soil Extract Vol.: | GC Column: DB-624 ID: 0.18(mm)

% Moisture: | Level: (low/med) Low

Analysis Batch No.: 175006 | Units: ug/L

CAS NO.	COMPOUND NAME	RESULT	Q	RL	MDL
630-20-6	1,1,1,2-Tetrachloroethane	1.0	U	1.0	0.28
71-55-6	1,1,1-Trichloroethane	1.0	U	1.0	0.44
79-34-5	1,1,2,2-Tetrachloroethane	1.0	U	1.0	0.22
76-13-1	1,1,2-Trichloro-1,2,2-trichfluoroeth ane	1.0	U	1.0	0.45
75-34-3	1,1-Dichloroethane	1.0	U	1.0	0.30
75-35-4	1,1-Dichloroethene	1.0	U	1.0	0.45
563-58-6	1,1-Dichloropropene	1.0	U	1.0	0.42
87-61-6	1,2,3-Trichlorobenzene	1.0	U	1.0	0.37
96-18-4	1,2,3-Trichloropropane	1.0	U	1.0	0.44
526-73-8	1,2,3-Trimethylbenzene	5.0	U	5.0	0.47
120-82-1	1,2,4-Trichlorobenzene	1.0	U	1.0	0.32
95-63-6	1,2,4-Trimethylbenzene	1.0	U	1.0	0.41
96-12-8	1,2-Dibromo-3-Chloropropane	5.0	U	5.0	0.82
95-50-1	1,2-Dichlorobenzene	1.0	U	1.0	0.25
107-06-2	1,2-Dichloroethane	1.0	U	1.0	0.23
78-87-5	1,2-Dichloropropane	1.0	U	1.0	0.25
541-73-1	1,3-Dichlorobenzene	1.0	U	1.0	0.19
142-28-9	1,3-Dichloropropane	1.0	U	1.0	0.19
106-46-7	1,4-Dichlorobenzene	1.0	U	1.0	0.27
594-20-7	2,2-Dichloropropane	1.0	U	1.0	0.26
110-75-8	2-Chloroethyl vinyl ether	10	U	10	0.59
95-49-8	2-Chlorotoluene	1.0	U	1.0	0.40
591-78-6	2-Hexanone	5.0	U	5.0	0.48
108-86-1	Bromobenzene	1.0	U	1.0	0.35
74-97-5	Bromochloromethane	1.0	U	1.0	0.50
106-43-4	4-Chlorotoluene	1.0	U	1.0	0.29
99-87-6	p-Isopropyltoluene	1.0	U	1.0	0.43
67-64-1	Acetone	5.0	U	5.0	0.94
71-43-2	Benzene	1.0	U	1.0	0.35
75-25-2	Bromoform	1.0	U	1.0	0.56
74-83-9	Bromomethane	1.0	U	1.0	0.44
75-15-0	Carbon disulfide	1.0	U	1.0	0.38
56-23-5	Carbon tetrachloride	1.0	U	1.0	0.43
108-90-7	Chlorobenzene	1.0	U	1.0	0.25
75-00-3	Chloroethane	1.0	U	1.0	0.32

FORM I
GC/MS VOA ORGANICS ANALYSIS DATA SHEET

Lab Name: TestAmerica Canton | Job No.: 240-48848-1

SDG No.:

Client Sample ID: MSA-SW43C-033115 | Lab Sample ID: 240-48848-27

Matrix: Water | Lab File ID: UXR9557.D

Analysis Method: 8260C | Date Collected: 03/31/2015 11:04

Sample wt/vol: 5(mL) | Date Analyzed: 04/03/2015 15:59

Soil Aliquot Vol: | Dilution Factor: 1

Soil Extract Vol.: | GC Column: DB-624 ID: 0.18(mm)

% Moisture: | Level: (low/med) Low

Analysis Batch No.: 175006 | Units: ug/L

CAS NO.	COMPOUND NAME	RESULT	Q	RL	MDL
67-66-3	Chloroform	1.0	U	1.0	0.25
74-87-3	Chloromethane	1.0	U	1.0	0.44
156-59-2	cis-1,2-Dichloroethene	2.3		1.0	0.26
10061-01-5	cis-1,3-Dichloropropene	1.0	U	1.0	0.46
87-68-3	Hexachlorobutadiene	1.0	U	1.0	0.35
74-95-3	Dibromomethane	1.0	U	1.0	0.42
75-27-4	Bromodichloromethane	1.0	U	1.0	0.29
75-71-8	Dichlorodifluoromethane	1.0	U	1.0	0.32
100-41-4	Ethylbenzene	1.0	U	1.0	0.25
106-93-4	1,2-Dibromoethane	1.0	U	1.0	0.32
108-20-3	Diisopropyl ether	5.0	U	5.0	0.50
91-20-3	Naphthalene	1.0	U	1.0	0.45
179601-23-1	m-Xylene & p-Xylene	2.0	U	2.0	0.24
104-51-8	n-Butylbenzene	1.0	U	1.0	0.31
98-82-8	Isopropylbenzene	1.0	U	1.0	0.35
103-65-1	n-Propylbenzene	1.0	U	1.0	0.40
78-93-3	2-Butanone	5.0	U	5.0	0.53
108-10-1	4-Methyl-2-pentanone	5.0	U	5.0	0.99
135-98-8	sec-Butylbenzene	1.0	U	1.0	0.48
1634-04-4	Methyl tert-butyl ether	1.0	U	1.0	0.20
994-05-8	Tert-amyl-methyl ether (TAME)	5.0	U	5.0	0.30
75-09-2	Methylene Chloride	1.0	U	1.0	0.33
95-47-6	o-Xylene	1.0	U	1.0	0.25
100-42-5	Styrene	1.0	U	1.0	0.45
637-92-3	Ethyl-t-butyl ether (ETBE)	5.0	U	5.0	0.23
98-06-6	tert-Butylbenzene	1.0	U	1.0	0.41
127-18-4	Tetrachloroethene	1.0	U	1.0	0.31
108-88-3	Toluene	1.0	U	1.0	0.23
156-60-5	trans-1,2-Dichloroethene	1.0	U	1.0	0.30
10061-02-6	trans-1,3-Dichloropropene	1.0	U	1.0	0.56
79-01-6	Trichloroethene	4.9		1.0	0.22
75-69-4	Trichlorofluoromethane	1.0	U	1.0	0.49
108-05-4	Vinyl acetate	2.0	U	2.0	0.41
75-01-4	Vinyl chloride	0.91		0.50	0.29
75-65-0	tert-Butyl alcohol	20	U	20	4.9
1330-20-7	Xylenes, Total	2.0	U	2.0	0.52

FORM I
GC/MS VOA ORGANICS ANALYSIS DATA SHEET

Lab Name: TestAmerica Canton | Job No.: 240-48848-1

SDG No.:

Client Sample ID: MSA-SW43C-033115 | Lab Sample ID: 240-48848-27

Matrix: Water | Lab File ID: UXR9557.D

Analysis Method: 8260C | Date Collected: 03/31/2015 11:04

Sample wt/vol: 5(mL) | Date Analyzed: 04/03/2015 15:59

Soil Aliquot Vol: | Dilution Factor: 1

Soil Extract Vol.: | GC Column: DB-624 ID: 0.18(mm)

% Moisture: | Level: (low/med) Low

Analysis Batch No.: 175006 | Units: ug/L

CAS NO.	COMPOUND NAME	RESULT	Q	RL	MDL
124-48-1	Dibromochloromethane	1.0	U	1.0	0.43

CAS NO.	SURROGATE	%REC	Q	LIMITS
17060-07-0	1,2-Dichloroethane-d4 (Surr)	105		63-129
460-00-4	4-Bromofluorobenzene (Surr)	80		66-120
2037-26-5	Toluene-d8 (Surr)	93		74-120
1868-53-7	Dibromofluoromethane (Surr)	100		75-121

FORM I
GC/MS VOA ORGANICS ANALYSIS DATA SHEET
TENTATIVELY IDENTIFIED COMPOUNDS

Lab Name: TestAmerica Canton Job No.: 240-48848-1

SDG No.:

Client Sample ID: MSA-SW43C-033115 Lab Sample ID: 240-48848-27

Matrix: Water Lab File ID: UXR9557.D

Analysis Method: 8260C Date Collected: 03/31/2015 11:04

Sample wt/vol: 5(mL) Date Analyzed: 04/03/2015 15:59

Soil Aliquot Vol: Dilution Factor: 1

Soil Extract Vol.: GC Column: DB-624 ID: 0.18(mm)

% Moisture: Level: (low/med) Low

Analysis Batch No.: 175006 Units: ug/L

Number TICs Found: 0 TIC Result Total: 0

CAS NO.	COMPOUND NAME	RT	RESULT	Q
	Tentatively Identified Compound		None	

FORM I-TIC 8260C

FORM I
GC/MS VOA ORGANICS ANALYSIS DATA SHEET
TARGETED TENATIVELY IDENTIFIED COMPOUNDS

Lab Name: TestAmerica Canton Job No.: 240-48848-1

SDG No.:

Client Sample ID: MSA-SW43C-033115 Lab Sample ID: 240-48848-27

Matrix: Water Lab File ID: UXR9557.D

Analysis Method: 8260C Date Collected: 03/31/2015 11:04

Sample wt/vol: 5(mL) Date Analyzed: 04/03/2015 15:59

Soil Aliquot Vol: Dilution Factor: 1

Soil Extract Vol.: GC Column: DB-624 ID: 0.18(mm)

% Moisture: Level: (low/med) Low

Analysis Batch No.: 175006 Units: ug/L

CAS NO.	COMPOUND NAME	RT	RESULT	Q
75-45-6	Chlorodifluoromethane TIC		1.0	U

FORM I
GC/MS VOA ORGANICS ANALYSIS DATA SHEET

Lab Name: TestAmerica Canton | Job No.: 240-48848-1

SDG No.:

Client Sample ID: MSA-SW43D-033115 | Lab Sample ID: 240-48848-28

Matrix: Water | Lab File ID: UXR9558.D

Analysis Method: 8260C | Date Collected: 03/31/2015 11:08

Sample wt/vol: 5(mL) | Date Analyzed: 04/03/2015 16:22

Soil Aliquot Vol: | Dilution Factor: 1

Soil Extract Vol.: | GC Column: DB-624 ID: 0.18(mm)

% Moisture: | Level: (low/med) Low

Analysis Batch No.: 175006 | Units: ug/L

CAS NO.	COMPOUND NAME	RESULT	Q	RL	MDL
630-20-6	1,1,1,2-Tetrachloroethane	1.0	U	1.0	0.28
71-55-6	1,1,1-Trichloroethane	1.0	U	1.0	0.44
79-34-5	1,1,2,2-Tetrachloroethane	1.0	U	1.0	0.22
76-13-1	1,1,2-Trichloro-1,2,2-trichfluoroeth ane	1.0	U	1.0	0.45
75-34-3	1,1-Dichloroethane	1.0	U	1.0	0.30
75-35-4	1,1-Dichloroethene	1.0	U	1.0	0.45
563-58-6	1,1-Dichloropropene	1.0	U	1.0	0.42
87-61-6	1,2,3-Trichlorobenzene	1.0	U	1.0	0.37
96-18-4	1,2,3-Trichloropropane	1.0	U	1.0	0.44
526-73-8	1,2,3-Trimethylbenzene	5.0	U	5.0	0.47
120-82-1	1,2,4-Trichlorobenzene	1.0	U	1.0	0.32
95-63-6	1,2,4-Trimethylbenzene	1.0	U	1.0	0.41
96-12-8	1,2-Dibromo-3-Chloropropane	5.0	U	5.0	0.82
95-50-1	1,2-Dichlorobenzene	1.0	U	1.0	0.25
107-06-2	1,2-Dichloroethane	1.0	U	1.0	0.23
78-87-5	1,2-Dichloropropane	1.0	U	1.0	0.25
541-73-1	1,3-Dichlorobenzene	1.0	U	1.0	0.19
142-28-9	1,3-Dichloropropane	1.0	U	1.0	0.19
106-46-7	1,4-Dichlorobenzene	1.0	U	1.0	0.27
594-20-7	2,2-Dichloropropane	1.0	U	1.0	0.26
110-75-8	2-Chloroethyl vinyl ether	10	U	10	0.59
95-49-8	2-Chlorotoluene	1.0	U	1.0	0.40
591-78-6	2-Hexanone	5.0	U	5.0	0.48
108-86-1	Bromobenzene	1.0	U	1.0	0.35
74-97-5	Bromochloromethane	1.0	U	1.0	0.50
106-43-4	4-Chlorotoluene	1.0	U	1.0	0.29
99-87-6	p-Isopropyltoluene	1.0	U	1.0	0.43
67-64-1	Acetone	5.0	U	5.0	0.94
71-43-2	Benzene	1.0	U	1.0	0.35
75-25-2	Bromoform	1.0	U	1.0	0.56
74-83-9	Bromomethane	1.0	U	1.0	0.44
75-15-0	Carbon disulfide	1.0	U	1.0	0.38
56-23-5	Carbon tetrachloride	1.0	U	1.0	0.43
108-90-7	Chlorobenzene	1.0	U	1.0	0.25
75-00-3	Chloroethane	1.0	U	1.0	0.32

FORM I
GC/MS VOA ORGANICS ANALYSIS DATA SHEET

Lab Name: TestAmerica Canton | Job No.: 240-48848-1

SDG No.:

Client Sample ID: MSA-SW43D-033115 | Lab Sample ID: 240-48848-28

Matrix: Water | Lab File ID: UXR9558.D

Analysis Method: 8260C | Date Collected: 03/31/2015 11:08

Sample wt/vol: 5(mL) | Date Analyzed: 04/03/2015 16:22

Soil Aliquot Vol: | Dilution Factor: 1

Soil Extract Vol.: | GC Column: DB-624 ID: 0.18(mm)

% Moisture: | Level: (low/med) Low

Analysis Batch No.: 175006 | Units: ug/L

CAS NO.	COMPOUND NAME	RESULT	Q	RL	MDL
67-66-3	Chloroform	1.0	U	1.0	0.25
74-87-3	Chloromethane	1.0	U	1.0	0.44
156-59-2	cis-1,2-Dichloroethene	1.0		1.0	0.26
10061-01-5	cis-1,3-Dichloropropene	1.0	U	1.0	0.46
87-68-3	Hexachlorobutadiene	1.0	U	1.0	0.35
74-95-3	Dibromomethane	1.0	U	1.0	0.42
75-27-4	Bromodichloromethane	1.0	U	1.0	0.29
75-71-8	Dichlorodifluoromethane	1.0	U	1.0	0.32
100-41-4	Ethylbenzene	1.0	U	1.0	0.25
106-93-4	1,2-Dibromoethane	1.0	U	1.0	0.32
108-20-3	Diisopropyl ether	5.0	U	5.0	0.50
91-20-3	Naphthalene	1.0	U	1.0	0.45
179601-23-1	m-Xylene & p-Xylene	2.0	U	2.0	0.24
104-51-8	n-Butylbenzene	1.0	U	1.0	0.31
98-82-8	Isopropylbenzene	1.0	U	1.0	0.35
103-65-1	n-Propylbenzene	1.0	U	1.0	0.40
78-93-3	2-Butanone	5.0	U	5.0	0.53
108-10-1	4-Methyl-2-pentanone	5.0	U	5.0	0.99
135-98-8	sec-Butylbenzene	1.0	U	1.0	0.48
1634-04-4	Methyl tert-butyl ether	1.0	U	1.0	0.20
994-05-8	Tert-amyl-methyl ether (TAME)	5.0	U	5.0	0.30
75-09-2	Methylene Chloride	1.0	U	1.0	0.33
95-47-6	o-Xylene	1.0	U	1.0	0.25
100-42-5	Styrene	1.0	U	1.0	0.45
637-92-3	Ethyl-t-butyl ether (ETBE)	5.0	U	5.0	0.23
98-06-6	tert-Butylbenzene	1.0	U	1.0	0.41
127-18-4	Tetrachloroethene	1.0	U	1.0	0.31
108-88-3	Toluene	1.0	U	1.0	0.23
156-60-5	trans-1,2-Dichloroethene	1.0	U	1.0	0.30
10061-02-6	trans-1,3-Dichloropropene	1.0	U	1.0	0.56
79-01-6	Trichloroethene	2.4		1.0	0.22
75-69-4	Trichlorofluoromethane	1.0	U	1.0	0.49
108-05-4	Vinyl acetate	2.0	U	2.0	0.41
75-01-4	Vinyl chloride	0.45	J	0.50	0.29
75-65-0	tert-Butyl alcohol	20	U	20	4.9
1330-20-7	Xylenes, Total	2.0	U	2.0	0.52

FORM I
GC/MS VOA ORGANICS ANALYSIS DATA SHEET

Lab Name: TestAmerica Canton | Job No.: 240-48848-1

SDG No.:

Client Sample ID: MSA-SW43D-033115 | Lab Sample ID: 240-48848-28

Matrix: Water | Lab File ID: UXR9558.D

Analysis Method: 8260C | Date Collected: 03/31/2015 11:08

Sample wt/vol: 5(mL) | Date Analyzed: 04/03/2015 16:22

Soil Aliquot Vol: | Dilution Factor: 1

Soil Extract Vol.: | GC Column: DB-624 ID: 0.18(mm)

% Moisture: | Level: (low/med) Low

Analysis Batch No.: 175006 | Units: ug/L

CAS NO.	COMPOUND NAME	RESULT	Q	RL	MDL
124-48-1	Dibromochloromethane	1.0	U	1.0	0.43

CAS NO.	SURROGATE	%REC	Q	LIMITS
17060-07-0	1,2-Dichloroethane-d4 (Surr)	99		63-129
460-00-4	4-Bromofluorobenzene (Surr)	80		66-120
2037-26-5	Toluene-d8 (Surr)	90		74-120
1868-53-7	Dibromofluoromethane (Surr)	99		75-121

FORM I
GC/MS VOA ORGANICS ANALYSIS DATA SHEET
TENTATIVELY IDENTIFIED COMPOUNDS

Lab Name: TestAmerica Canton Job No.: 240-48848-1

SDG No.:

Client Sample ID: MSA-SW43D-033115 Lab Sample ID: 240-48848-28

Matrix: Water Lab File ID: UXR9558.D

Analysis Method: 8260C Date Collected: 03/31/2015 11:08

Sample wt/vol: 5(mL) Date Analyzed: 04/03/2015 16:22

Soil Aliquot Vol: Dilution Factor: 1

Soil Extract Vol.: GC Column: DB-624 ID: 0.18(mm)

% Moisture: Level: (low/med) Low

Analysis Batch No.: 175006 Units: ug/L

Number TICs Found: 0 TIC Result Total: 0

CAS NO.	COMPOUND NAME	RT	RESULT	Q
	Tentatively Identified Compound		None	

FORM I-TIC 8260C

FORM I
GC/MS VOA ORGANICS ANALYSIS DATA SHEET
TARGETED TENATIVELY IDENTIFIED COMPOUNDS

Lab Name: TestAmerica Canton Job No.: 240-48848-1

SDG No.:

Client Sample ID: MSA-SW43D-033115 Lab Sample ID: 240-48848-28

Matrix: Water Lab File ID: UXR9558.D

Analysis Method: 8260C Date Collected: 03/31/2015 11:08

Sample wt/vol: 5(mL) Date Analyzed: 04/03/2015 16:22

Soil Aliquot Vol: Dilution Factor: 1

Soil Extract Vol.: GC Column: DB-624 ID: 0.18(mm)

% Moisture: Level: (low/med) Low

Analysis Batch No.: 175006 Units: ug/L

CAS NO.	COMPOUND NAME	RT	RESULT	Q
75-45-6	Chlorodifluoromethane TIC		1.0	U

FORM I
GC/MS VOA ORGANICS ANALYSIS DATA SHEET

Lab Name: TestAmerica Canton | Job No.: 240-48848-1

SDG No.:

Client Sample ID: MSA-SW44A-033115 | Lab Sample ID: 240-48848-29

Matrix: Water | Lab File ID: UXR9559.D

Analysis Method: 8260C | Date Collected: 03/31/2015 10:32

Sample wt/vol: 5(mL) | Date Analyzed: 04/03/2015 16:45

Soil Aliquot Vol: | Dilution Factor: 1

Soil Extract Vol.: | GC Column: DB-624 ID: 0.18(mm)

% Moisture: | Level: (low/med) Low

Analysis Batch No.: 175006 | Units: ug/L

CAS NO.	COMPOUND NAME	RESULT	Q	RL	MDL
630-20-6	1,1,1,2-Tetrachloroethane	1.0	U	1.0	0.28
71-55-6	1,1,1-Trichloroethane	1.0	U	1.0	0.44
79-34-5	1,1,2,2-Tetrachloroethane	1.0	U	1.0	0.22
76-13-1	1,1,2-Trichloro-1,2,2-trichfluoroeth ane	1.0	U	1.0	0.45
75-34-3	1,1-Dichloroethane	1.0	U	1.0	0.30
75-35-4	1,1-Dichloroethene	1.0	U	1.0	0.45
563-58-6	1,1-Dichloropropene	1.0	U	1.0	0.42
87-61-6	1,2,3-Trichlorobenzene	1.0	U	1.0	0.37
96-18-4	1,2,3-Trichloropropane	1.0	U	1.0	0.44
526-73-8	1,2,3-Trimethylbenzene	5.0	U	5.0	0.47
120-82-1	1,2,4-Trichlorobenzene	1.0	U	1.0	0.32
95-63-6	1,2,4-Trimethylbenzene	1.0	U	1.0	0.41
96-12-8	1,2-Dibromo-3-Chloropropane	5.0	U	5.0	0.82
95-50-1	1,2-Dichlorobenzene	1.0	U	1.0	0.25
107-06-2	1,2-Dichloroethane	1.0	U	1.0	0.23
78-87-5	1,2-Dichloropropane	1.0	U	1.0	0.25
541-73-1	1,3-Dichlorobenzene	1.0	U	1.0	0.19
142-28-9	1,3-Dichloropropane	1.0	U	1.0	0.19
106-46-7	1,4-Dichlorobenzene	1.0	U	1.0	0.27
594-20-7	2,2-Dichloropropane	1.0	U	1.0	0.26
110-75-8	2-Chloroethyl vinyl ether	10	U	10	0.59
95-49-8	2-Chlorotoluene	1.0	U	1.0	0.40
591-78-6	2-Hexanone	5.0	U	5.0	0.48
108-86-1	Bromobenzene	1.0	U	1.0	0.35
74-97-5	Bromochloromethane	1.0	U	1.0	0.50
106-43-4	4-Chlorotoluene	1.0	U	1.0	0.29
99-87-6	p-Isopropyltoluene	1.0	U	1.0	0.43
67-64-1	Acetone	5.0	U	5.0	0.94
71-43-2	Benzene	1.0	U	1.0	0.35
75-25-2	Bromoform	1.0	U	1.0	0.56
74-83-9	Bromomethane	1.0	U	1.0	0.44
75-15-0	Carbon disulfide	1.0	U	1.0	0.38
56-23-5	Carbon tetrachloride	1.0	U	1.0	0.43
108-90-7	Chlorobenzene	1.0	U	1.0	0.25
75-00-3	Chloroethane	1.0	U	1.0	0.32

FORM I
GC/MS VOA ORGANICS ANALYSIS DATA SHEET

Lab Name: TestAmerica Canton | Job No.: 240-48848-1

SDG No.:

Client Sample ID: MSA-SW44A-033115 | Lab Sample ID: 240-48848-29

Matrix: Water | Lab File ID: UXR9559.D

Analysis Method: 8260C | Date Collected: 03/31/2015 10:32

Sample wt/vol: 5(mL) | Date Analyzed: 04/03/2015 16:45

Soil Aliquot Vol: | Dilution Factor: 1

Soil Extract Vol.: | GC Column: DB-624 ID: 0.18(mm)

% Moisture: | Level: (low/med) Low

Analysis Batch No.: 175006 | Units: ug/L

CAS NO.	COMPOUND NAME	RESULT	Q	RL	MDL
67-66-3	Chloroform	1.0	U	1.0	0.25
74-87-3	Chloromethane	1.0	U	1.0	0.44
156-59-2	cis-1,2-Dichloroethene	0.82	J	1.0	0.26
10061-01-5	cis-1,3-Dichloropropene	1.0	U	1.0	0.46
87-68-3	Hexachlorobutadiene	1.0	U	1.0	0.35
74-95-3	Dibromomethane	1.0	U	1.0	0.42
75-27-4	Bromodichloromethane	1.0	U	1.0	0.29
75-71-8	Dichlorodifluoromethane	1.0	U	1.0	0.32
100-41-4	Ethylbenzene	1.0	U	1.0	0.25
106-93-4	1,2-Dibromoethane	1.0	U	1.0	0.32
108-20-3	Diisopropyl ether	5.0	U	5.0	0.50
91-20-3	Naphthalene	1.0	U	1.0	0.45
179601-23-1	m-Xylene & p-Xylene	2.0	U	2.0	0.24
104-51-8	n-Butylbenzene	1.0	U	1.0	0.31
98-82-8	Isopropylbenzene	1.0	U	1.0	0.35
103-65-1	n-Propylbenzene	1.0	U	1.0	0.40
78-93-3	2-Butanone	5.0	U	5.0	0.53
108-10-1	4-Methyl-2-pentanone	5.0	U	5.0	0.99
135-98-8	sec-Butylbenzene	1.0	U	1.0	0.48
1634-04-4	Methyl tert-butyl ether	1.0	U	1.0	0.20
994-05-8	Tert-amyl-methyl ether (TAME)	5.0	U	5.0	0.30
75-09-2	Methylene Chloride	1.0	U	1.0	0.33
95-47-6	o-Xylene	1.0	U	1.0	0.25
100-42-5	Styrene	1.0	U	1.0	0.45
637-92-3	Ethyl-t-butyl ether (ETBE)	5.0	U	5.0	0.23
98-06-6	tert-Butylbenzene	1.0	U	1.0	0.41
127-18-4	Tetrachloroethene	1.0	U	1.0	0.31
108-88-3	Toluene	1.0	U	1.0	0.23
156-60-5	trans-1,2-Dichloroethene	1.0	U	1.0	0.30
10061-02-6	trans-1,3-Dichloropropene	1.0	U	1.0	0.56
79-01-6	Trichloroethene	1.4		1.0	0.22
75-69-4	Trichlorofluoromethane	1.0	U	1.0	0.49
108-05-4	Vinyl acetate	2.0	U	2.0	0.41
75-01-4	Vinyl chloride	0.29	J	0.50	0.29
75-65-0	tert-Butyl alcohol	20	U	20	4.9
1330-20-7	Xylenes, Total	2.0	U	2.0	0.52

FORM I
GC/MS VOA ORGANICS ANALYSIS DATA SHEET

Lab Name: TestAmerica Canton | Job No.: 240-48848-1

SDG No.:

Client Sample ID: MSA-SW44A-033115 | Lab Sample ID: 240-48848-29

Matrix: Water | Lab File ID: UXR9559.D

Analysis Method: 8260C | Date Collected: 03/31/2015 10:32

Sample wt/vol: 5(mL) | Date Analyzed: 04/03/2015 16:45

Soil Aliquot Vol: | Dilution Factor: 1

Soil Extract Vol.: | GC Column: DB-624 ID: 0.18(mm)

% Moisture: | Level: (low/med) Low

Analysis Batch No.: 175006 | Units: ug/L

CAS NO.	COMPOUND NAME	RESULT	Q	RL	MDL
124-48-1	Dibromochloromethane	1.0	U	1.0	0.43

CAS NO.	SURROGATE	%REC	Q	LIMITS
17060-07-0	1,2-Dichloroethane-d4 (Surr)	104		63-129
460-00-4	4-Bromofluorobenzene (Surr)	80		66-120
2037-26-5	Toluene-d8 (Surr)	91		74-120
1868-53-7	Dibromofluoromethane (Surr)	99		75-121

FORM I
GC/MS VOA ORGANICS ANALYSIS DATA SHEET
TENTATIVELY IDENTIFIED COMPOUNDS

Lab Name: TestAmerica Canton Job No.: 240-48848-1

SDG No.:

Client Sample ID: MSA-SW44A-033115 Lab Sample ID: 240-48848-29

Matrix: Water Lab File ID: UXR9559.D

Analysis Method: 8260C Date Collected: 03/31/2015 10:32

Sample wt/vol: 5(mL) Date Analyzed: 04/03/2015 16:45

Soil Aliquot Vol: Dilution Factor: 1

Soil Extract Vol.: GC Column: DB-624 ID: 0.18(mm)

% Moisture: Level: (low/med) Low

Analysis Batch No.: 175006 Units: ug/L

Number TICs Found: 0 TIC Result Total: 0

CAS NO.	COMPOUND NAME	RT	RESULT	Q
	Tentatively Identified Compound		None	

FORM I-TIC 8260C

FORM I
GC/MS VOA ORGANICS ANALYSIS DATA SHEET
TARGETED TENATIVELY IDENTIFIED COMPOUNDS

Lab Name: TestAmerica Canton Job No.: 240-48848-1

SDG No.:

Client Sample ID: MSA-SW44A-033115 Lab Sample ID: 240-48848-29

Matrix: Water Lab File ID: UXR9559.D

Analysis Method: 8260C Date Collected: 03/31/2015 10:32

Sample wt/vol: 5(mL) Date Analyzed: 04/03/2015 16:45

Soil Aliquot Vol: Dilution Factor: 1

Soil Extract Vol.: GC Column: DB-624 ID: 0.18(mm)

% Moisture: Level: (low/med) Low

Analysis Batch No.: 175006 Units: ug/L

CAS NO.	COMPOUND NAME	RT	RESULT	Q
75-45-6	Chlorodifluoromethane TIC		1.0	U

FORM I
GC/MS VOA ORGANICS ANALYSIS DATA SHEET

Lab Name: TestAmerica Canton | Job No.: 240-48848-1

SDG No.:

Client Sample ID: MSA-SW44B-033115 | Lab Sample ID: 240-48848-30

Matrix: Water | Lab File ID: UXR9560.D

Analysis Method: 8260C | Date Collected: 03/31/2015 10:37

Sample wt/vol: 5(mL) | Date Analyzed: 04/03/2015 17:08

Soil Aliquot Vol: | Dilution Factor: 1

Soil Extract Vol.: | GC Column: DB-624 ID: 0.18(mm)

% Moisture: | Level: (low/med) Low

Analysis Batch No.: 175006 | Units: ug/L

CAS NO.	COMPOUND NAME	RESULT	Q	RL	MDL
630-20-6	1,1,1,2-Tetrachloroethane	1.0	U	1.0	0.28
71-55-6	1,1,1-Trichloroethane	1.0	U	1.0	0.44
79-34-5	1,1,2,2-Tetrachloroethane	1.0	U	1.0	0.22
76-13-1	1,1,2-Trichloro-1,2,2-trichfluoroeth ane	1.0	U	1.0	0.45
75-34-3	1,1-Dichloroethane	1.0	U	1.0	0.30
75-35-4	1,1-Dichloroethene	1.0	U	1.0	0.45
563-58-6	1,1-Dichloropropene	1.0	U	1.0	0.42
87-61-6	1,2,3-Trichlorobenzene	1.0	U	1.0	0.37
96-18-4	1,2,3-Trichloropropane	1.0	U	1.0	0.44
526-73-8	1,2,3-Trimethylbenzene	5.0	U	5.0	0.47
120-82-1	1,2,4-Trichlorobenzene	1.0	U	1.0	0.32
95-63-6	1,2,4-Trimethylbenzene	1.0	U	1.0	0.41
96-12-8	1,2-Dibromo-3-Chloropropane	5.0	U	5.0	0.82
95-50-1	1,2-Dichlorobenzene	1.0	U	1.0	0.25
107-06-2	1,2-Dichloroethane	1.0	U	1.0	0.23
78-87-5	1,2-Dichloropropane	1.0	U	1.0	0.25
541-73-1	1,3-Dichlorobenzene	1.0	U	1.0	0.19
142-28-9	1,3-Dichloropropane	1.0	U	1.0	0.19
106-46-7	1,4-Dichlorobenzene	1.0	U	1.0	0.27
594-20-7	2,2-Dichloropropane	1.0	U	1.0	0.26
110-75-8	2-Chloroethyl vinyl ether	10	U	10	0.59
95-49-8	2-Chlorotoluene	1.0	U	1.0	0.40
591-78-6	2-Hexanone	5.0	U	5.0	0.48
108-86-1	Bromobenzene	1.0	U	1.0	0.35
74-97-5	Bromochloromethane	1.0	U	1.0	0.50
106-43-4	4-Chlorotoluene	1.0	U	1.0	0.29
99-87-6	p-Isopropyltoluene	1.0	U	1.0	0.43
67-64-1	Acetone	5.0	U	5.0	0.94
71-43-2	Benzene	1.0	U	1.0	0.35
75-25-2	Bromoform	1.0	U	1.0	0.56
74-83-9	Bromomethane	1.0	U	1.0	0.44
75-15-0	Carbon disulfide	1.0	U	1.0	0.38
56-23-5	Carbon tetrachloride	1.0	U	1.0	0.43
108-90-7	Chlorobenzene	1.0	U	1.0	0.25
75-00-3	Chloroethane	1.0	U	1.0	0.32

FORM I
GC/MS VOA ORGANICS ANALYSIS DATA SHEET

Lab Name: TestAmerica Canton | Job No.: 240-48848-1

SDG No.:

Client Sample ID: MSA-SW44B-033115 | Lab Sample ID: 240-48848-30

Matrix: Water | Lab File ID: UXR9560.D

Analysis Method: 8260C | Date Collected: 03/31/2015 10:37

Sample wt/vol: 5(mL) | Date Analyzed: 04/03/2015 17:08

Soil Aliquot Vol: | Dilution Factor: 1

Soil Extract Vol.: | GC Column: DB-624 ID: 0.18(mm)

% Moisture: | Level: (low/med) Low

Analysis Batch No.: 175006 | Units: ug/L

CAS NO.	COMPOUND NAME	RESULT	Q	RL	MDL
67-66-3	Chloroform	1.0	U	1.0	0.25
74-87-3	Chloromethane	1.0	U	1.0	0.44
156-59-2	cis-1,2-Dichloroethene	1.1		1.0	0.26
10061-01-5	cis-1,3-Dichloropropene	1.0	U	1.0	0.46
87-68-3	Hexachlorobutadiene	1.0	U	1.0	0.35
74-95-3	Dibromomethane	1.0	U	1.0	0.42
75-27-4	Bromodichloromethane	1.0	U	1.0	0.29
75-71-8	Dichlorodifluoromethane	1.0	U	1.0	0.32
100-41-4	Ethylbenzene	1.0	U	1.0	0.25
106-93-4	1,2-Dibromoethane	1.0	U	1.0	0.32
108-20-3	Diisopropyl ether	5.0	U	5.0	0.50
91-20-3	Naphthalene	1.0	U	1.0	0.45
179601-23-1	m-Xylene & p-Xylene	2.0	U	2.0	0.24
104-51-8	n-Butylbenzene	1.0	U	1.0	0.31
98-82-8	Isopropylbenzene	1.0	U	1.0	0.35
103-65-1	n-Propylbenzene	1.0	U	1.0	0.40
78-93-3	2-Butanone	5.0	U	5.0	0.53
108-10-1	4-Methyl-2-pentanone	5.0	U	5.0	0.99
135-98-8	sec-Butylbenzene	1.0	U	1.0	0.48
1634-04-4	Methyl tert-butyl ether	1.0	U	1.0	0.20
994-05-8	Tert-amyl-methyl ether (TAME)	5.0	U	5.0	0.30
75-09-2	Methylene Chloride	1.0	U	1.0	0.33
95-47-6	o-Xylene	1.0	U	1.0	0.25
100-42-5	Styrene	1.0	U	1.0	0.45
637-92-3	Ethyl-t-butyl ether (ETBE)	5.0	U	5.0	0.23
98-06-6	tert-Butylbenzene	1.0	U	1.0	0.41
127-18-4	Tetrachloroethene	1.0	U	1.0	0.31
108-88-3	Toluene	1.0	U	1.0	0.23
156-60-5	trans-1,2-Dichloroethene	1.0	U	1.0	0.30
10061-02-6	trans-1,3-Dichloropropene	1.0	U	1.0	0.56
79-01-6	Trichloroethene	1.6		1.0	0.22
75-69-4	Trichlorofluoromethane	1.0	U	1.0	0.49
108-05-4	Vinyl acetate	2.0	U	2.0	0.41
75-01-4	Vinyl chloride	0.29	J	0.50	0.29
75-65-0	tert-Butyl alcohol	20	U	20	4.9
1330-20-7	Xylenes, Total	2.0	U	2.0	0.52

FORM I
GC/MS VOA ORGANICS ANALYSIS DATA SHEET

Lab Name: TestAmerica Canton | Job No.: 240-48848-1

SDG No.:

Client Sample ID: MSA-SW44B-033115 | Lab Sample ID: 240-48848-30

Matrix: Water | Lab File ID: UXR9560.D

Analysis Method: 8260C | Date Collected: 03/31/2015 10:37

Sample wt/vol: 5(mL) | Date Analyzed: 04/03/2015 17:08

Soil Aliquot Vol: | Dilution Factor: 1

Soil Extract Vol.: | GC Column: DB-624 ID: 0.18(mm)

% Moisture: | Level: (low/med) Low

Analysis Batch No.: 175006 | Units: ug/L

CAS NO.	COMPOUND NAME	RESULT	Q	RL	MDL
124-48-1	Dibromochloromethane	1.0	U	1.0	0.43

CAS NO.	SURROGATE	%REC	Q	LIMITS
17060-07-0	1,2-Dichloroethane-d4 (Surr)	103		63-129
460-00-4	4-Bromofluorobenzene (Surr)	79		66-120
2037-26-5	Toluene-d8 (Surr)	91		74-120
1868-53-7	Dibromofluoromethane (Surr)	101		75-121

FORM I
GC/MS VOA ORGANICS ANALYSIS DATA SHEET
TENTATIVELY IDENTIFIED COMPOUNDS

Lab Name: TestAmerica Canton Job No.: 240-48848-1

SDG No.:

Client Sample ID: MSA-SW44B-033115 Lab Sample ID: 240-48848-30

Matrix: Water Lab File ID: UXR9560.D

Analysis Method: 8260C Date Collected: 03/31/2015 10:37

Sample wt/vol: 5(mL) Date Analyzed: 04/03/2015 17:08

Soil Aliquot Vol: Dilution Factor: 1

Soil Extract Vol.: GC Column: DB-624 ID: 0.18(mm)

% Moisture: Level: (low/med) Low

Analysis Batch No.: 175006 Units: ug/L

Number TICs Found: 0 TIC Result Total: 0

CAS NO.	COMPOUND NAME	RT	RESULT	Q
	Tentatively Identified Compound		None	

FORM I-TIC 8260C

FORM I
GC/MS VOA ORGANICS ANALYSIS DATA SHEET
TARGETED TENATIVELY IDENTIFIED COMPOUNDS

Lab Name: TestAmerica Canton Job No.: 240-48848-1

SDG No.:

Client Sample ID: MSA-SW44B-033115 Lab Sample ID: 240-48848-30

Matrix: Water Lab File ID: UXR9560.D

Analysis Method: 8260C Date Collected: 03/31/2015 10:37

Sample wt/vol: 5(mL) Date Analyzed: 04/03/2015 17:08

Soil Aliquot Vol: Dilution Factor: 1

Soil Extract Vol.: GC Column: DB-624 ID: 0.18(mm)

% Moisture: Level: (low/med) Low

Analysis Batch No.: 175006 Units: ug/L

CAS NO.	COMPOUND NAME	RT	RESULT	Q
75-45-6	Chlorodifluoromethane TIC		1.0	U

FORM I
GC/MS VOA ORGANICS ANALYSIS DATA SHEET

Lab Name: TestAmerica Canton | Job No.: 240-48848-1

SDG No.:

Client Sample ID: MSA-SW44C-033115 | Lab Sample ID: 240-48848-31

Matrix: Water | Lab File ID: UXR9561.D

Analysis Method: 8260C | Date Collected: 03/31/2015 10:41

Sample wt/vol: 5(mL) | Date Analyzed: 04/03/2015 17:30

Soil Aliquot Vol: | Dilution Factor: 1

Soil Extract Vol.: | GC Column: DB-624 ID: 0.18(mm)

% Moisture: | Level: (low/med) Low

Analysis Batch No.: 175006 | Units: ug/L

CAS NO.	COMPOUND NAME	RESULT	Q	RL	MDL
630-20-6	1,1,1,2-Tetrachloroethane	1.0	U	1.0	0.28
71-55-6	1,1,1-Trichloroethane	1.0	U	1.0	0.44
79-34-5	1,1,2,2-Tetrachloroethane	1.0	U	1.0	0.22
76-13-1	1,1,2-Trichloro-1,2,2-trichfluoroeth ane	1.0	U	1.0	0.45
75-34-3	1,1-Dichloroethane	1.0	U	1.0	0.30
75-35-4	1,1-Dichloroethene	1.0	U	1.0	0.45
563-58-6	1,1-Dichloropropene	1.0	U	1.0	0.42
87-61-6	1,2,3-Trichlorobenzene	1.0	U	1.0	0.37
96-18-4	1,2,3-Trichloropropane	1.0	U	1.0	0.44
526-73-8	1,2,3-Trimethylbenzene	5.0	U	5.0	0.47
120-82-1	1,2,4-Trichlorobenzene	1.0	U	1.0	0.32
95-63-6	1,2,4-Trimethylbenzene	1.0	U	1.0	0.41
96-12-8	1,2-Dibromo-3-Chloropropane	5.0	U	5.0	0.82
95-50-1	1,2-Dichlorobenzene	1.0	U	1.0	0.25
107-06-2	1,2-Dichloroethane	1.0	U	1.0	0.23
78-87-5	1,2-Dichloropropane	1.0	U	1.0	0.25
541-73-1	1,3-Dichlorobenzene	1.0	U	1.0	0.19
142-28-9	1,3-Dichloropropane	1.0	U	1.0	0.19
106-46-7	1,4-Dichlorobenzene	1.0	U	1.0	0.27
594-20-7	2,2-Dichloropropane	1.0	U	1.0	0.26
110-75-8	2-Chloroethyl vinyl ether	10	U	10	0.59
95-49-8	2-Chlorotoluene	1.0	U	1.0	0.40
591-78-6	2-Hexanone	5.0	U	5.0	0.48
108-86-1	Bromobenzene	1.0	U	1.0	0.35
74-97-5	Bromochloromethane	1.0	U	1.0	0.50
106-43-4	4-Chlorotoluene	1.0	U	1.0	0.29
99-87-6	p-Isopropyltoluene	1.0	U	1.0	0.43
67-64-1	Acetone	5.0	U	5.0	0.94
71-43-2	Benzene	1.0	U	1.0	0.35
75-25-2	Bromoform	1.0	U	1.0	0.56
74-83-9	Bromomethane	1.0	U	1.0	0.44
75-15-0	Carbon disulfide	1.0	U	1.0	0.38
56-23-5	Carbon tetrachloride	1.0	U	1.0	0.43
108-90-7	Chlorobenzene	1.0	U	1.0	0.25
75-00-3	Chloroethane	1.0	U	1.0	0.32

FORM I
GC/MS VOA ORGANICS ANALYSIS DATA SHEET

Lab Name: TestAmerica Canton | Job No.: 240-48848-1

SDG No.:

Client Sample ID: MSA-SW44C-033115 | Lab Sample ID: 240-48848-31

Matrix: Water | Lab File ID: UXR9561.D

Analysis Method: 8260C | Date Collected: 03/31/2015 10:41

Sample wt/vol: 5(mL) | Date Analyzed: 04/03/2015 17:30

Soil Aliquot Vol: | Dilution Factor: 1

Soil Extract Vol.: | GC Column: DB-624 ID: 0.18(mm)

% Moisture: | Level: (low/med) Low

Analysis Batch No.: 175006 | Units: ug/L

CAS NO.	COMPOUND NAME	RESULT	Q	RL	MDL
67-66-3	Chloroform	1.0	U	1.0	0.25
74-87-3	Chloromethane	1.0	U	1.0	0.44
156-59-2	cis-1,2-Dichloroethene	0.88	J	1.0	0.26
10061-01-5	cis-1,3-Dichloropropene	1.0	U	1.0	0.46
87-68-3	Hexachlorobutadiene	1.0	U	1.0	0.35
74-95-3	Dibromomethane	1.0	U	1.0	0.42
75-27-4	Bromodichloromethane	1.0	U	1.0	0.29
75-71-8	Dichlorodifluoromethane	1.0	U	1.0	0.32
100-41-4	Ethylbenzene	1.0	U	1.0	0.25
106-93-4	1,2-Dibromoethane	1.0	U	1.0	0.32
108-20-3	Diisopropyl ether	5.0	U	5.0	0.50
91-20-3	Naphthalene	1.0	U	1.0	0.45
179601-23-1	m-Xylene & p-Xylene	2.0	U	2.0	0.24
104-51-8	n-Butylbenzene	1.0	U	1.0	0.31
98-82-8	Isopropylbenzene	1.0	U	1.0	0.35
103-65-1	n-Propylbenzene	1.0	U	1.0	0.40
78-93-3	2-Butanone	5.0	U	5.0	0.53
108-10-1	4-Methyl-2-pentanone	5.0	U	5.0	0.99
135-98-8	sec-Butylbenzene	1.0	U	1.0	0.48
1634-04-4	Methyl tert-butyl ether	1.0	U	1.0	0.20
994-05-8	Tert-amyl-methyl ether (TAME)	5.0	U	5.0	0.30
75-09-2	Methylene Chloride	1.0	U	1.0	0.33
95-47-6	o-Xylene	1.0	U	1.0	0.25
100-42-5	Styrene	1.0	U	1.0	0.45
637-92-3	Ethyl-t-butyl ether (ETBE)	5.0	U	5.0	0.23
98-06-6	tert-Butylbenzene	1.0	U	1.0	0.41
127-18-4	Tetrachloroethene	1.0	U	1.0	0.31
108-88-3	Toluene	1.0	U	1.0	0.23
156-60-5	trans-1,2-Dichloroethene	1.0	U	1.0	0.30
10061-02-6	trans-1,3-Dichloropropene	1.0	U	1.0	0.56
79-01-6	Trichloroethene	1.5		1.0	0.22
75-69-4	Trichlorofluoromethane	1.0	U	1.0	0.49
108-05-4	Vinyl acetate	2.0	U	2.0	0.41
75-01-4	Vinyl chloride	0.30	J	0.50	0.29
75-65-0	tert-Butyl alcohol	20	U	20	4.9
1330-20-7	Xylenes, Total	2.0	U	2.0	0.52

FORM I
GC/MS VOA ORGANICS ANALYSIS DATA SHEET

Lab Name: TestAmerica Canton | Job No.: 240-48848-1

SDG No.:

Client Sample ID: MSA-SW44C-033115 | Lab Sample ID: 240-48848-31

Matrix: Water | Lab File ID: UXR9561.D

Analysis Method: 8260C | Date Collected: 03/31/2015 10:41

Sample wt/vol: 5(mL) | Date Analyzed: 04/03/2015 17:30

Soil Aliquot Vol: | Dilution Factor: 1

Soil Extract Vol.: | GC Column: DB-624 ID: 0.18(mm)

% Moisture: | Level: (low/med) Low

Analysis Batch No.: 175006 | Units: ug/L

CAS NO.	COMPOUND NAME	RESULT	Q	RL	MDL
124-48-1	Dibromochloromethane	1.0	U	1.0	0.43

CAS NO.	SURROGATE	%REC	Q	LIMITS
17060-07-0	1,2-Dichloroethane-d4 (Surr)	102		63-129
460-00-4	4-Bromofluorobenzene (Surr)	79		66-120
2037-26-5	Toluene-d8 (Surr)	91		74-120
1868-53-7	Dibromofluoromethane (Surr)	100		75-121

FORM I
GC/MS VOA ORGANICS ANALYSIS DATA SHEET
TENTATIVELY IDENTIFIED COMPOUNDS

Lab Name: TestAmerica Canton Job No.: 240-48848-1

SDG No.:

Client Sample ID: MSA-SW44C-033115 Lab Sample ID: 240-48848-31

Matrix: Water Lab File ID: UXR9561.D

Analysis Method: 8260C Date Collected: 03/31/2015 10:41

Sample wt/vol: 5(mL) Date Analyzed: 04/03/2015 17:30

Soil Aliquot Vol: Dilution Factor: 1

Soil Extract Vol.: GC Column: DB-624 ID: 0.18(mm)

% Moisture: Level: (low/med) Low

Analysis Batch No.: 175006 Units: ug/L

Number TICs Found: 0 TIC Result Total: 0

CAS NO.	COMPOUND NAME	RT	RESULT	Q
	Tentatively Identified Compound		None	

FORM I-TIC 8260C

FORM I
GC/MS VOA ORGANICS ANALYSIS DATA SHEET
TARGETED TENATIVELY IDENTIFIED COMPOUNDS

Lab Name: TestAmerica Canton Job No.: 240-48848-1

SDG No.:

Client Sample ID: MSA-SW44C-033115 Lab Sample ID: 240-48848-31

Matrix: Water Lab File ID: UXR9561.D

Analysis Method: 8260C Date Collected: 03/31/2015 10:41

Sample wt/vol: 5(mL) Date Analyzed: 04/03/2015 17:30

Soil Aliquot Vol: Dilution Factor: 1

Soil Extract Vol.: GC Column: DB-624 ID: 0.18(mm)

% Moisture: Level: (low/med) Low

Analysis Batch No.: 175006 Units: ug/L

CAS NO.	COMPOUND NAME	RT	RESULT	Q
75-45-6	Chlorodifluoromethane TIC		1.0	U

FORM I-TIC 8260C

FORM I
GC/MS VOA ORGANICS ANALYSIS DATA SHEET

Lab Name: TestAmerica Canton | Job No.: 240-48848-1

SDG No.:

Client Sample ID: MSA-SW44D-033115 | Lab Sample ID: 240-48848-32

Matrix: Water | Lab File ID: UXR9562.D

Analysis Method: 8260C | Date Collected: 03/31/2015 10:44

Sample wt/vol: 5(mL) | Date Analyzed: 04/03/2015 17:53

Soil Aliquot Vol: | Dilution Factor: 1

Soil Extract Vol.: | GC Column: DB-624 ID: 0.18(mm)

% Moisture: | Level: (low/med) Low

Analysis Batch No.: 175006 | Units: ug/L

CAS NO.	COMPOUND NAME	RESULT	Q	RL	MDL
630-20-6	1,1,1,2-Tetrachloroethane	1.0	U	1.0	0.28
71-55-6	1,1,1-Trichloroethane	1.0	U	1.0	0.44
79-34-5	1,1,2,2-Tetrachloroethane	1.0	U	1.0	0.22
76-13-1	1,1,2-Trichloro-1,2,2-trichfluoroeth ane	1.0	U	1.0	0.45
75-34-3	1,1-Dichloroethane	1.0	U	1.0	0.30
75-35-4	1,1-Dichloroethene	1.0	U	1.0	0.45
563-58-6	1,1-Dichloropropene	1.0	U	1.0	0.42
87-61-6	1,2,3-Trichlorobenzene	1.0	U	1.0	0.37
96-18-4	1,2,3-Trichloropropane	1.0	U	1.0	0.44
526-73-8	1,2,3-Trimethylbenzene	5.0	U	5.0	0.47
120-82-1	1,2,4-Trichlorobenzene	1.0	U	1.0	0.32
95-63-6	1,2,4-Trimethylbenzene	1.0	U	1.0	0.41
96-12-8	1,2-Dibromo-3-Chloropropane	5.0	U	5.0	0.82
95-50-1	1,2-Dichlorobenzene	1.0	U	1.0	0.25
107-06-2	1,2-Dichloroethane	1.0	U	1.0	0.23
78-87-5	1,2-Dichloropropane	1.0	U	1.0	0.25
541-73-1	1,3-Dichlorobenzene	1.0	U	1.0	0.19
142-28-9	1,3-Dichloropropane	1.0	U	1.0	0.19
106-46-7	1,4-Dichlorobenzene	1.0	U	1.0	0.27
594-20-7	2,2-Dichloropropane	1.0	U	1.0	0.26
110-75-8	2-Chloroethyl vinyl ether	10	U	10	0.59
95-49-8	2-Chlorotoluene	1.0	U	1.0	0.40
591-78-6	2-Hexanone	5.0	U	5.0	0.48
108-86-1	Bromobenzene	1.0	U	1.0	0.35
74-97-5	Bromochloromethane	1.0	U	1.0	0.50
106-43-4	4-Chlorotoluene	1.0	U	1.0	0.29
99-87-6	p-Isopropyltoluene	1.0	U	1.0	0.43
67-64-1	Acetone	5.0	U	5.0	0.94
71-43-2	Benzene	1.0	U	1.0	0.35
75-25-2	Bromoform	1.0	U	1.0	0.56
74-83-9	Bromomethane	1.0	U	1.0	0.44
75-15-0	Carbon disulfide	1.0	U	1.0	0.38
56-23-5	Carbon tetrachloride	1.0	U	1.0	0.43
108-90-7	Chlorobenzene	1.0	U	1.0	0.25
75-00-3	Chloroethane	1.0	U	1.0	0.32

FORM I
GC/MS VOA ORGANICS ANALYSIS DATA SHEET

Lab Name: TestAmerica Canton | Job No.: 240-48848-1

SDG No.:

Client Sample ID: MSA-SW44D-033115 | Lab Sample ID: 240-48848-32

Matrix: Water | Lab File ID: UXR9562.D

Analysis Method: 8260C | Date Collected: 03/31/2015 10:44

Sample wt/vol: 5(mL) | Date Analyzed: 04/03/2015 17:53

Soil Aliquot Vol: | Dilution Factor: 1

Soil Extract Vol.: | GC Column: DB-624 ID: 0.18(mm)

% Moisture: | Level: (low/med) Low

Analysis Batch No.: 175006 | Units: ug/L

CAS NO.	COMPOUND NAME	RESULT	Q	RL	MDL
67-66-3	Chloroform	1.0	U	1.0	0.25
74-87-3	Chloromethane	1.0	U	1.0	0.44
156-59-2	cis-1,2-Dichloroethene	0.92	J	1.0	0.26
10061-01-5	cis-1,3-Dichloropropene	1.0	U	1.0	0.46
87-68-3	Hexachlorobutadiene	1.0	U	1.0	0.35
74-95-3	Dibromomethane	1.0	U	1.0	0.42
75-27-4	Bromodichloromethane	1.0	U	1.0	0.29
75-71-8	Dichlorodifluoromethane	1.0	U	1.0	0.32
100-41-4	Ethylbenzene	1.0	U	1.0	0.25
106-93-4	1,2-Dibromoethane	1.0	U	1.0	0.32
108-20-3	Diisopropyl ether	5.0	U	5.0	0.50
91-20-3	Naphthalene	1.0	U	1.0	0.45
179601-23-1	m-Xylene & p-Xylene	2.0	U	2.0	0.24
104-51-8	n-Butylbenzene	1.0	U	1.0	0.31
98-82-8	Isopropylbenzene	1.0	U	1.0	0.35
103-65-1	n-Propylbenzene	1.0	U	1.0	0.40
78-93-3	2-Butanone	5.0	U	5.0	0.53
108-10-1	4-Methyl-2-pentanone	5.0	U	5.0	0.99
135-98-8	sec-Butylbenzene	1.0	U	1.0	0.48
1634-04-4	Methyl tert-butyl ether	1.0	U	1.0	0.20
994-05-8	Tert-amyl-methyl ether (TAME)	5.0	U	5.0	0.30
75-09-2	Methylene Chloride	1.0	U	1.0	0.33
95-47-6	o-Xylene	1.0	U	1.0	0.25
100-42-5	Styrene	1.0	U	1.0	0.45
637-92-3	Ethyl-t-butyl ether (ETBE)	5.0	U	5.0	0.23
98-06-6	tert-Butylbenzene	1.0	U	1.0	0.41
127-18-4	Tetrachloroethene	1.0	U	1.0	0.31
108-88-3	Toluene	1.0	U	1.0	0.23
156-60-5	trans-1,2-Dichloroethene	1.0	U	1.0	0.30
10061-02-6	trans-1,3-Dichloropropene	1.0	U	1.0	0.56
79-01-6	Trichloroethene	1.8		1.0	0.22
75-69-4	Trichlorofluoromethane	1.0	U	1.0	0.49
108-05-4	Vinyl acetate	2.0	U	2.0	0.41
75-01-4	Vinyl chloride	0.39	J	0.50	0.29
75-65-0	tert-Butyl alcohol	20	U	20	4.9
1330-20-7	Xylenes, Total	2.0	U	2.0	0.52

FORM I
GC/MS VOA ORGANICS ANALYSIS DATA SHEET

Lab Name: TestAmerica Canton | Job No.: 240-48848-1

SDG No.:

Client Sample ID: MSA-SW44D-033115 | Lab Sample ID: 240-48848-32

Matrix: Water | Lab File ID: UXR9562.D

Analysis Method: 8260C | Date Collected: 03/31/2015 10:44

Sample wt/vol: 5(mL) | Date Analyzed: 04/03/2015 17:53

Soil Aliquot Vol: | Dilution Factor: 1

Soil Extract Vol.: | GC Column: DB-624 ID: 0.18(mm)

% Moisture: | Level: (low/med) Low

Analysis Batch No.: 175006 | Units: ug/L

CAS NO.	COMPOUND NAME	RESULT	Q	RL	MDL
124-48-1	Dibromochloromethane	1.0	U	1.0	0.43

CAS NO.	SURROGATE	%REC	Q	LIMITS
17060-07-0	1,2-Dichloroethane-d4 (Surr)	103		63-129
460-00-4	4-Bromofluorobenzene (Surr)	82		66-120
2037-26-5	Toluene-d8 (Surr)	92		74-120
1868-53-7	Dibromofluoromethane (Surr)	102		75-121

FORM I
GC/MS VOA ORGANICS ANALYSIS DATA SHEET
TENTATIVELY IDENTIFIED COMPOUNDS

Lab Name: TestAmerica Canton Job No.: 240-48848-1

SDG No.:

Client Sample ID: MSA-SW44D-033115 Lab Sample ID: 240-48848-32

Matrix: Water Lab File ID: UXR9562.D

Analysis Method: 8260C Date Collected: 03/31/2015 10:44

Sample wt/vol: 5(mL) Date Analyzed: 04/03/2015 17:53

Soil Aliquot Vol: Dilution Factor: 1

Soil Extract Vol.: GC Column: DB-624 ID: 0.18(mm)

% Moisture: Level: (low/med) Low

Analysis Batch No.: 175006 Units: ug/L

Number TICs Found: 0 TIC Result Total: 0

CAS NO.	COMPOUND NAME	RT	RESULT	Q
	Tentatively Identified Compound		None	

FORM I-TIC 8260C

FORM I
GC/MS VOA ORGANICS ANALYSIS DATA SHEET
TARGETED TENATIVELY IDENTIFIED COMPOUNDS

Lab Name: TestAmerica Canton Job No.: 240-48848-1

SDG No.:

Client Sample ID: MSA-SW44D-033115 Lab Sample ID: 240-48848-32

Matrix: Water Lab File ID: UXR9562.D

Analysis Method: 8260C Date Collected: 03/31/2015 10:44

Sample wt/vol: 5(mL) Date Analyzed: 04/03/2015 17:53

Soil Aliquot Vol: Dilution Factor: 1

Soil Extract Vol.: GC Column: DB-624 ID: 0.18(mm)

% Moisture: Level: (low/med) Low

Analysis Batch No.: 175006 Units: ug/L

CAS NO.	COMPOUND NAME	RT	RESULT	Q
75-45-6	Chlorodifluoromethane TIC		1.0	U

FORM I-TIC 8260C

FORM I
GC/MS VOA ORGANICS ANALYSIS DATA SHEET

Lab Name: TestAmerica Canton | Job No.: 240-48848-1

SDG No.:

Client Sample ID: MSA-SW45A-033115 | Lab Sample ID: 240-48848-33

Matrix: Water | Lab File ID: UXR9563.D

Analysis Method: 8260C | Date Collected: 03/31/2015 10:06

Sample wt/vol: 5(mL) | Date Analyzed: 04/03/2015 18:16

Soil Aliquot Vol: | Dilution Factor: 1

Soil Extract Vol.: | GC Column: DB-624 ID: 0.18(mm)

% Moisture: | Level: (low/med) Low

Analysis Batch No.: 175006 | Units: ug/L

CAS NO.	COMPOUND NAME	RESULT	Q	RL	MDL
630-20-6	1,1,1,2-Tetrachloroethane	1.0	U	1.0	0.28
71-55-6	1,1,1-Trichloroethane	1.0	U	1.0	0.44
79-34-5	1,1,2,2-Tetrachloroethane	1.0	U	1.0	0.22
76-13-1	1,1,2-Trichloro-1,2,2-trichfluoroeth ane	1.0	U	1.0	0.45
75-34-3	1,1-Dichloroethane	1.0	U	1.0	0.30
75-35-4	1,1-Dichloroethene	1.0	U	1.0	0.45
563-58-6	1,1-Dichloropropene	1.0	U	1.0	0.42
87-61-6	1,2,3-Trichlorobenzene	1.0	U	1.0	0.37
96-18-4	1,2,3-Trichloropropane	1.0	U	1.0	0.44
526-73-8	1,2,3-Trimethylbenzene	5.0	U	5.0	0.47
120-82-1	1,2,4-Trichlorobenzene	1.0	U	1.0	0.32
95-63-6	1,2,4-Trimethylbenzene	1.0	U	1.0	0.41
96-12-8	1,2-Dibromo-3-Chloropropane	5.0	U	5.0	0.82
95-50-1	1,2-Dichlorobenzene	1.0	U	1.0	0.25
107-06-2	1,2-Dichloroethane	1.0	U	1.0	0.23
78-87-5	1,2-Dichloropropane	1.0	U	1.0	0.25
541-73-1	1,3-Dichlorobenzene	1.0	U	1.0	0.19
142-28-9	1,3-Dichloropropane	1.0	U	1.0	0.19
106-46-7	1,4-Dichlorobenzene	1.0	U	1.0	0.27
594-20-7	2,2-Dichloropropane	1.0	U	1.0	0.26
110-75-8	2-Chloroethyl vinyl ether	10	U	10	0.59
95-49-8	2-Chlorotoluene	1.0	U	1.0	0.40
591-78-6	2-Hexanone	5.0	U	5.0	0.48
108-86-1	Bromobenzene	1.0	U	1.0	0.35
74-97-5	Bromochloromethane	1.0	U	1.0	0.50
106-43-4	4-Chlorotoluene	1.0	U	1.0	0.29
99-87-6	p-Isopropyltoluene	1.0	U	1.0	0.43
67-64-1	Acetone	5.0	U	5.0	0.94
71-43-2	Benzene	1.0	U	1.0	0.35
75-25-2	Bromoform	1.0	U	1.0	0.56
74-83-9	Bromomethane	1.0	U	1.0	0.44
75-15-0	Carbon disulfide	1.0	U	1.0	0.38
56-23-5	Carbon tetrachloride	1.0	U	1.0	0.43
108-90-7	Chlorobenzene	1.0	U	1.0	0.25
75-00-3	Chloroethane	1.0	U	1.0	0.32

FORM I
GC/MS VOA ORGANICS ANALYSIS DATA SHEET

Lab Name: TestAmerica Canton | Job No.: 240-48848-1

SDG No.:

Client Sample ID: MSA-SW45A-033115 | Lab Sample ID: 240-48848-33

Matrix: Water | Lab File ID: UXR9563.D

Analysis Method: 8260C | Date Collected: 03/31/2015 10:06

Sample wt/vol: 5(mL) | Date Analyzed: 04/03/2015 18:16

Soil Aliquot Vol: | Dilution Factor: 1

Soil Extract Vol.: | GC Column: DB-624 ID: 0.18(mm)

% Moisture: | Level: (low/med) Low

Analysis Batch No.: 175006 | Units: ug/L

CAS NO.	COMPOUND NAME	RESULT	Q	RL	MDL
67-66-3	Chloroform	1.0	U	1.0	0.25
74-87-3	Chloromethane	1.0	U	1.0	0.44
156-59-2	cis-1,2-Dichloroethene	0.99	J	1.0	0.26
10061-01-5	cis-1,3-Dichloropropene	1.0	U	1.0	0.46
87-68-3	Hexachlorobutadiene	1.0	U	1.0	0.35
74-95-3	Dibromomethane	1.0	U	1.0	0.42
75-27-4	Bromodichloromethane	1.0	U	1.0	0.29
75-71-8	Dichlorodifluoromethane	1.0	U	1.0	0.32
100-41-4	Ethylbenzene	1.0	U	1.0	0.25
106-93-4	1,2-Dibromoethane	1.0	U	1.0	0.32
108-20-3	Diisopropyl ether	5.0	U	5.0	0.50
91-20-3	Naphthalene	1.0	U	1.0	0.45
179601-23-1	m-Xylene & p-Xylene	2.0	U	2.0	0.24
104-51-8	n-Butylbenzene	1.0	U	1.0	0.31
98-82-8	Isopropylbenzene	1.0	U	1.0	0.35
103-65-1	n-Propylbenzene	1.0	U	1.0	0.40
78-93-3	2-Butanone	5.0	U	5.0	0.53
108-10-1	4-Methyl-2-pentanone	5.0	U	5.0	0.99
135-98-8	sec-Butylbenzene	1.0	U	1.0	0.48
1634-04-4	Methyl tert-butyl ether	1.0	U	1.0	0.20
994-05-8	Tert-amyl-methyl ether (TAME)	5.0	U	5.0	0.30
75-09-2	Methylene Chloride	1.0	U	1.0	0.33
95-47-6	o-Xylene	1.0	U	1.0	0.25
100-42-5	Styrene	1.0	U	1.0	0.45
637-92-3	Ethyl-t-butyl ether (ETBE)	5.0	U	5.0	0.23
98-06-6	tert-Butylbenzene	1.0	U	1.0	0.41
127-18-4	Tetrachloroethene	1.0	U	1.0	0.31
108-88-3	Toluene	1.0	U	1.0	0.23
156-60-5	trans-1,2-Dichloroethene	1.0	U	1.0	0.30
10061-02-6	trans-1,3-Dichloropropene	1.0	U	1.0	0.56
79-01-6	Trichloroethene	1.2		1.0	0.22
75-69-4	Trichlorofluoromethane	1.0	U	1.0	0.49
108-05-4	Vinyl acetate	2.0	U	2.0	0.41
75-01-4	Vinyl chloride	0.50	U	0.50	0.29
75-65-0	tert-Butyl alcohol	20	U	20	4.9
1330-20-7	Xylenes, Total	2.0	U	2.0	0.52

FORM I
GC/MS VOA ORGANICS ANALYSIS DATA SHEET

Lab Name: TestAmerica Canton | Job No.: 240-48848-1

SDG No.:

Client Sample ID: MSA-SW45A-033115 | Lab Sample ID: 240-48848-33

Matrix: Water | Lab File ID: UXR9563.D

Analysis Method: 8260C | Date Collected: 03/31/2015 10:06

Sample wt/vol: 5(mL) | Date Analyzed: 04/03/2015 18:16

Soil Aliquot Vol: | Dilution Factor: 1

Soil Extract Vol.: | GC Column: DB-624 ID: 0.18(mm)

% Moisture: | Level: (low/med) Low

Analysis Batch No.: 175006 | Units: ug/L

CAS NO.	COMPOUND NAME	RESULT	Q	RL	MDL
124-48-1	Dibromochloromethane	1.0	U	1.0	0.43

CAS NO.	SURROGATE	%REC	Q	LIMITS
17060-07-0	1,2-Dichloroethane-d4 (Surr)	103		63-129
460-00-4	4-Bromofluorobenzene (Surr)	80		66-120
2037-26-5	Toluene-d8 (Surr)	90		74-120
1868-53-7	Dibromofluoromethane (Surr)	101		75-121

FORM I
GC/MS VOA ORGANICS ANALYSIS DATA SHEET
TENTATIVELY IDENTIFIED COMPOUNDS

Lab Name: TestAmerica Canton Job No.: 240-48848-1

SDG No.:

Client Sample ID: MSA-SW45A-033115 Lab Sample ID: 240-48848-33

Matrix: Water Lab File ID: UXR9563.D

Analysis Method: 8260C Date Collected: 03/31/2015 10:06

Sample wt/vol: 5(mL) Date Analyzed: 04/03/2015 18:16

Soil Aliquot Vol: Dilution Factor: 1

Soil Extract Vol.: GC Column: DB-624 ID: 0.18(mm)

% Moisture: Level: (low/med) Low

Analysis Batch No.: 175006 Units: ug/L

Number TICs Found: 0 TIC Result Total: 0

CAS NO.	COMPOUND NAME	RT	RESULT	Q
	Tentatively Identified Compound		None	

FORM I-TIC 8260C

FORM I
GC/MS VOA ORGANICS ANALYSIS DATA SHEET
TARGETED TENATIVELY IDENTIFIED COMPOUNDS

Lab Name: TestAmerica Canton Job No.: 240-48848-1

SDG No.:

Client Sample ID: MSA-SW45A-033115 Lab Sample ID: 240-48848-33

Matrix: Water Lab File ID: UXR9563.D

Analysis Method: 8260C Date Collected: 03/31/2015 10:06

Sample wt/vol: 5(mL) Date Analyzed: 04/03/2015 18:16

Soil Aliquot Vol: Dilution Factor: 1

Soil Extract Vol.: GC Column: DB-624 ID: 0.18(mm)

% Moisture: Level: (low/med) Low

Analysis Batch No.: 175006 Units: ug/L

CAS NO.	COMPOUND NAME	RT	RESULT	Q
75-45-6	Chlorodifluoromethane TIC		1.0	U

FORM I-TIC 8260C

FORM I
GC/MS VOA ORGANICS ANALYSIS DATA SHEET

Lab Name: TestAmerica Canton | Job No.: 240-48848-1

SDG No.:

Client Sample ID: MSA-SW45B-033115 | Lab Sample ID: 240-48848-34

Matrix: Water | Lab File ID: UXR9564.D

Analysis Method: 8260C | Date Collected: 03/31/2015 10:12

Sample wt/vol: 5(mL) | Date Analyzed: 04/03/2015 18:38

Soil Aliquot Vol: | Dilution Factor: 1

Soil Extract Vol.: | GC Column: DB-624 ID: 0.18(mm)

% Moisture: | Level: (low/med) Low

Analysis Batch No.: 175006 | Units: ug/L

CAS NO.	COMPOUND NAME	RESULT	Q	RL	MDL
630-20-6	1,1,1,2-Tetrachloroethane	1.0	U	1.0	0.28
71-55-6	1,1,1-Trichloroethane	1.0	U	1.0	0.44
79-34-5	1,1,2,2-Tetrachloroethane	1.0	U	1.0	0.22
76-13-1	1,1,2-Trichloro-1,2,2-trichfluoroeth ane	1.0	U	1.0	0.45
75-34-3	1,1-Dichloroethane	1.0	U	1.0	0.30
75-35-4	1,1-Dichloroethene	1.0	U	1.0	0.45
563-58-6	1,1-Dichloropropene	1.0	U	1.0	0.42
87-61-6	1,2,3-Trichlorobenzene	1.0	U	1.0	0.37
96-18-4	1,2,3-Trichloropropane	1.0	U	1.0	0.44
526-73-8	1,2,3-Trimethylbenzene	5.0	U	5.0	0.47
120-82-1	1,2,4-Trichlorobenzene	1.0	U	1.0	0.32
95-63-6	1,2,4-Trimethylbenzene	1.0	U	1.0	0.41
96-12-8	1,2-Dibromo-3-Chloropropane	5.0	U	5.0	0.82
95-50-1	1,2-Dichlorobenzene	1.0	U	1.0	0.25
107-06-2	1,2-Dichloroethane	1.0	U	1.0	0.23
78-87-5	1,2-Dichloropropane	1.0	U	1.0	0.25
541-73-1	1,3-Dichlorobenzene	1.0	U	1.0	0.19
142-28-9	1,3-Dichloropropane	1.0	U	1.0	0.19
106-46-7	1,4-Dichlorobenzene	1.0	U	1.0	0.27
594-20-7	2,2-Dichloropropane	1.0	U	1.0	0.26
110-75-8	2-Chloroethyl vinyl ether	10	U	10	0.59
95-49-8	2-Chlorotoluene	1.0	U	1.0	0.40
591-78-6	2-Hexanone	5.0	U	5.0	0.48
108-86-1	Bromobenzene	1.0	U	1.0	0.35
74-97-5	Bromochloromethane	1.0	U	1.0	0.50
106-43-4	4-Chlorotoluene	1.0	U	1.0	0.29
99-87-6	p-Isopropyltoluene	1.0	U	1.0	0.43
67-64-1	Acetone	18		5.0	0.94
71-43-2	Benzene	1.0	U	1.0	0.35
75-25-2	Bromoform	1.0	U	1.0	0.56
74-83-9	Bromomethane	1.0	U	1.0	0.44
75-15-0	Carbon disulfide	1.0	U	1.0	0.38
56-23-5	Carbon tetrachloride	1.0	U	1.0	0.43
108-90-7	Chlorobenzene	1.0	U	1.0	0.25
75-00-3	Chloroethane	1.0	U	1.0	0.32

FORM I
GC/MS VOA ORGANICS ANALYSIS DATA SHEET

Lab Name: TestAmerica Canton | Job No.: 240-48848-1

SDG No.:

Client Sample ID: MSA-SW45B-033115 | Lab Sample ID: 240-48848-34

Matrix: Water | Lab File ID: UXR9564.D

Analysis Method: 8260C | Date Collected: 03/31/2015 10:12

Sample wt/vol: 5(mL) | Date Analyzed: 04/03/2015 18:38

Soil Aliquot Vol: | Dilution Factor: 1

Soil Extract Vol.: | GC Column: DB-624 ID: 0.18(mm)

% Moisture: | Level: (low/med) Low

Analysis Batch No.: 175006 | Units: ug/L

CAS NO.	COMPOUND NAME	RESULT	Q	RL	MDL
67-66-3	Chloroform	1.0	U	1.0	0.25
74-87-3	Chloromethane	1.0	U	1.0	0.44
156-59-2	cis-1,2-Dichloroethene	0.91	J	1.0	0.26
10061-01-5	cis-1,3-Dichloropropene	1.0	U	1.0	0.46
87-68-3	Hexachlorobutadiene	1.0	U	1.0	0.35
74-95-3	Dibromomethane	1.0	U	1.0	0.42
75-27-4	Bromodichloromethane	1.0	U	1.0	0.29
75-71-8	Dichlorodifluoromethane	1.0	U	1.0	0.32
100-41-4	Ethylbenzene	1.0	U	1.0	0.25
106-93-4	1,2-Dibromoethane	1.0	U	1.0	0.32
108-20-3	Diisopropyl ether	5.0	U	5.0	0.50
91-20-3	Naphthalene	1.0	U	1.0	0.45
179601-23-1	m-Xylene & p-Xylene	2.0	U	2.0	0.24
104-51-8	n-Butylbenzene	1.0	U	1.0	0.31
98-82-8	Isopropylbenzene	1.0	U	1.0	0.35
103-65-1	n-Propylbenzene	1.0	U	1.0	0.40
78-93-3	2-Butanone	5.0	U	5.0	0.53
108-10-1	4-Methyl-2-pentanone	5.0	U	5.0	0.99
135-98-8	sec-Butylbenzene	1.0	U	1.0	0.48
1634-04-4	Methyl tert-butyl ether	1.0	U	1.0	0.20
994-05-8	Tert-amyl-methyl ether (TAME)	5.0	U	5.0	0.30
75-09-2	Methylene Chloride	1.0	U	1.0	0.33
95-47-6	o-Xylene	1.0	U	1.0	0.25
100-42-5	Styrene	1.0	U	1.0	0.45
637-92-3	Ethyl-t-butyl ether (ETBE)	5.0	U	5.0	0.23
98-06-6	tert-Butylbenzene	1.0	U	1.0	0.41
127-18-4	Tetrachloroethene	1.0	U	1.0	0.31
108-88-3	Toluene	0.35	J	1.0	0.23
156-60-5	trans-1,2-Dichloroethene	1.0	U	1.0	0.30
10061-02-6	trans-1,3-Dichloropropene	1.0	U	1.0	0.56
79-01-6	Trichloroethene	1.5		1.0	0.22
75-69-4	Trichlorofluoromethane	1.0	U	1.0	0.49
108-05-4	Vinyl acetate	2.0	U	2.0	0.41
75-01-4	Vinyl chloride	0.34	J	0.50	0.29
75-65-0	tert-Butyl alcohol	20	U	20	4.9
1330-20-7	Xylenes, Total	2.0	U	2.0	0.52

FORM I
GC/MS VOA ORGANICS ANALYSIS DATA SHEET

Lab Name: TestAmerica Canton | Job No.: 240-48848-1

SDG No.:

Client Sample ID: MSA-SW45B-033115 | Lab Sample ID: 240-48848-34

Matrix: Water | Lab File ID: UXR9564.D

Analysis Method: 8260C | Date Collected: 03/31/2015 10:12

Sample wt/vol: 5(mL) | Date Analyzed: 04/03/2015 18:38

Soil Aliquot Vol: | Dilution Factor: 1

Soil Extract Vol.: | GC Column: DB-624 ID: 0.18(mm)

% Moisture: | Level: (low/med) Low

Analysis Batch No.: 175006 | Units: ug/L

CAS NO.	COMPOUND NAME	RESULT	Q	RL	MDL
124-48-1	Dibromochloromethane	1.0	U	1.0	0.43

CAS NO.	SURROGATE	%REC	Q	LIMITS
17060-07-0	1,2-Dichloroethane-d4 (Surr)	103		63-129
460-00-4	4-Bromofluorobenzene (Surr)	78		66-120
2037-26-5	Toluene-d8 (Surr)	91		74-120
1868-53-7	Dibromofluoromethane (Surr)	102		75-121

FORM I
GC/MS VOA ORGANICS ANALYSIS DATA SHEET
TENTATIVELY IDENTIFIED COMPOUNDS

Lab Name: TestAmerica Canton Job No.: 240-48848-1

SDG No.:

Client Sample ID: MSA-SW45B-033115 Lab Sample ID: 240-48848-34

Matrix: Water Lab File ID: UXR9564.D

Analysis Method: 8260C Date Collected: 03/31/2015 10:12

Sample wt/vol: 5(mL) Date Analyzed: 04/03/2015 18:38

Soil Aliquot Vol: Dilution Factor: 1

Soil Extract Vol.: GC Column: DB-624 ID: 0.18(mm)

% Moisture: Level: (low/med) Low

Analysis Batch No.: 175006 Units: ug/L

Number TICs Found: 0 TIC Result Total: 0

CAS NO.	COMPOUND NAME	RT	RESULT	Q
	Tentatively Identified Compound		None	

FORM I-TIC 8260C

FORM I
GC/MS VOA ORGANICS ANALYSIS DATA SHEET
TARGETED TENATIVELY IDENTIFIED COMPOUNDS

Lab Name: TestAmerica Canton Job No.: 240-48848-1

SDG No.:

Client Sample ID: MSA-SW45B-033115 Lab Sample ID: 240-48848-34

Matrix: Water Lab File ID: UXR9564.D

Analysis Method: 8260C Date Collected: 03/31/2015 10:12

Sample wt/vol: 5(mL) Date Analyzed: 04/03/2015 18:38

Soil Aliquot Vol: Dilution Factor: 1

Soil Extract Vol.: GC Column: DB-624 ID: 0.18(mm)

% Moisture: Level: (low/med) Low

Analysis Batch No.: 175006 Units: ug/L

CAS NO.	COMPOUND NAME	RT	RESULT	Q
75-45-6	Chlorodifluoromethane TIC		1.0	U

FORM I
GC/MS VOA ORGANICS ANALYSIS DATA SHEET

Lab Name: TestAmerica Canton | Job No.: 240-48848-1

SDG No.:

Client Sample ID: MSA-SW45C-033115 | Lab Sample ID: 240-48848-35

Matrix: Water | Lab File ID: UXR9565.D

Analysis Method: 8260C | Date Collected: 03/31/2015 10:18

Sample wt/vol: 5(mL) | Date Analyzed: 04/03/2015 19:01

Soil Aliquot Vol: | Dilution Factor: 1

Soil Extract Vol.: | GC Column: DB-624 ID: 0.18(mm)

% Moisture: | Level: (low/med) Low

Analysis Batch No.: 175006 | Units: ug/L

CAS NO.	COMPOUND NAME	RESULT	Q	RL	MDL
630-20-6	1,1,1,2-Tetrachloroethane	1.0	U	1.0	0.28
71-55-6	1,1,1-Trichloroethane	1.0	U	1.0	0.44
79-34-5	1,1,2,2-Tetrachloroethane	1.0	U	1.0	0.22
76-13-1	1,1,2-Trichloro-1,2,2-trichfluoroeth ane	1.0	U	1.0	0.45
75-34-3	1,1-Dichloroethane	1.0	U	1.0	0.30
75-35-4	1,1-Dichloroethene	1.0	U	1.0	0.45
563-58-6	1,1-Dichloropropene	1.0	U	1.0	0.42
87-61-6	1,2,3-Trichlorobenzene	1.0	U	1.0	0.37
96-18-4	1,2,3-Trichloropropane	1.0	U	1.0	0.44
526-73-8	1,2,3-Trimethylbenzene	5.0	U	5.0	0.47
120-82-1	1,2,4-Trichlorobenzene	1.0	U	1.0	0.32
95-63-6	1,2,4-Trimethylbenzene	1.0	U	1.0	0.41
96-12-8	1,2-Dibromo-3-Chloropropane	5.0	U	5.0	0.82
95-50-1	1,2-Dichlorobenzene	1.0	U	1.0	0.25
107-06-2	1,2-Dichloroethane	1.0	U	1.0	0.23
78-87-5	1,2-Dichloropropane	1.0	U	1.0	0.25
541-73-1	1,3-Dichlorobenzene	1.0	U	1.0	0.19
142-28-9	1,3-Dichloropropane	1.0	U	1.0	0.19
106-46-7	1,4-Dichlorobenzene	1.0	U	1.0	0.27
594-20-7	2,2-Dichloropropane	1.0	U	1.0	0.26
110-75-8	2-Chloroethyl vinyl ether	10	U	10	0.59
95-49-8	2-Chlorotoluene	1.0	U	1.0	0.40
591-78-6	2-Hexanone	5.0	U	5.0	0.48
108-86-1	Bromobenzene	1.0	U	1.0	0.35
74-97-5	Bromochloromethane	1.0	U	1.0	0.50
106-43-4	4-Chlorotoluene	1.0	U	1.0	0.29
99-87-6	p-Isopropyltoluene	1.0	U	1.0	0.43
67-64-1	Acetone	5.0	U	5.0	0.94
71-43-2	Benzene	1.0	U	1.0	0.35
75-25-2	Bromoform	1.0	U	1.0	0.56
74-83-9	Bromomethane	1.0	U	1.0	0.44
75-15-0	Carbon disulfide	1.0	U	1.0	0.38
56-23-5	Carbon tetrachloride	1.0	U	1.0	0.43
108-90-7	Chlorobenzene	1.0	U	1.0	0.25
75-00-3	Chloroethane	1.0	U	1.0	0.32

FORM I
GC/MS VOA ORGANICS ANALYSIS DATA SHEET

Lab Name: TestAmerica Canton | Job No.: 240-48848-1

SDG No.:

Client Sample ID: MSA-SW45C-033115 | Lab Sample ID: 240-48848-35

Matrix: Water | Lab File ID: UXR9565.D

Analysis Method: 8260C | Date Collected: 03/31/2015 10:18

Sample wt/vol: 5(mL) | Date Analyzed: 04/03/2015 19:01

Soil Aliquot Vol: | Dilution Factor: 1

Soil Extract Vol.: | GC Column: DB-624 ID: 0.18(mm)

% Moisture: | Level: (low/med) Low

Analysis Batch No.: 175006 | Units: ug/L

CAS NO.	COMPOUND NAME	RESULT	Q	RL	MDL
67-66-3	Chloroform	1.0	U	1.0	0.25
74-87-3	Chloromethane	1.0	U	1.0	0.44
156-59-2	cis-1,2-Dichloroethene	0.83	J	1.0	0.26
10061-01-5	cis-1,3-Dichloropropene	1.0	U	1.0	0.46
87-68-3	Hexachlorobutadiene	1.0	U	1.0	0.35
74-95-3	Dibromomethane	1.0	U	1.0	0.42
75-27-4	Bromodichloromethane	1.0	U	1.0	0.29
75-71-8	Dichlorodifluoromethane	1.0	U	1.0	0.32
100-41-4	Ethylbenzene	1.0	U	1.0	0.25
106-93-4	1,2-Dibromoethane	1.0	U	1.0	0.32
108-20-3	Diisopropyl ether	5.0	U	5.0	0.50
91-20-3	Naphthalene	1.0	U	1.0	0.45
179601-23-1	m-Xylene & p-Xylene	2.0	U	2.0	0.24
104-51-8	n-Butylbenzene	1.0	U	1.0	0.31
98-82-8	Isopropylbenzene	1.0	U	1.0	0.35
103-65-1	n-Propylbenzene	1.0	U	1.0	0.40
78-93-3	2-Butanone	5.0	U	5.0	0.53
108-10-1	4-Methyl-2-pentanone	5.0	U	5.0	0.99
135-98-8	sec-Butylbenzene	1.0	U	1.0	0.48
1634-04-4	Methyl tert-butyl ether	1.0	U	1.0	0.20
994-05-8	Tert-amyl-methyl ether (TAME)	5.0	U	5.0	0.30
75-09-2	Methylene Chloride	1.0	U	1.0	0.33
95-47-6	o-Xylene	1.0	U	1.0	0.25
100-42-5	Styrene	1.0	U	1.0	0.45
637-92-3	Ethyl-t-butyl ether (ETBE)	5.0	U	5.0	0.23
98-06-6	tert-Butylbenzene	1.0	U	1.0	0.41
127-18-4	Tetrachloroethene	1.0	U	1.0	0.31
108-88-3	Toluene	0.39	J	1.0	0.23
156-60-5	trans-1,2-Dichloroethene	1.0	U	1.0	0.30
10061-02-6	trans-1,3-Dichloropropene	1.0	U	1.0	0.56
79-01-6	Trichloroethene	1.5		1.0	0.22
75-69-4	Trichlorofluoromethane	1.0	U	1.0	0.49
108-05-4	Vinyl acetate	2.0	U	2.0	0.41
75-01-4	Vinyl chloride	0.35	J	0.50	0.29
75-65-0	tert-Butyl alcohol	20	U	20	4.9
1330-20-7	Xylenes, Total	2.0	U	2.0	0.52

FORM I
GC/MS VOA ORGANICS ANALYSIS DATA SHEET

Lab Name: TestAmerica Canton | Job No.: 240-48848-1

SDG No.:

Client Sample ID: MSA-SW45C-033115 | Lab Sample ID: 240-48848-35

Matrix: Water | Lab File ID: UXR9565.D

Analysis Method: 8260C | Date Collected: 03/31/2015 10:18

Sample wt/vol: 5(mL) | Date Analyzed: 04/03/2015 19:01

Soil Aliquot Vol: | Dilution Factor: 1

Soil Extract Vol.: | GC Column: DB-624 ID: 0.18(mm)

% Moisture: | Level: (low/med) Low

Analysis Batch No.: 175006 | Units: ug/L

CAS NO.	COMPOUND NAME	RESULT	Q	RL	MDL
124-48-1	Dibromochloromethane	1.0	U	1.0	0.43

CAS NO.	SURROGATE	%REC	Q	LIMITS
17060-07-0	1,2-Dichloroethane-d4 (Surr)	101		63-129
460-00-4	4-Bromofluorobenzene (Surr)	81		66-120
2037-26-5	Toluene-d8 (Surr)	90		74-120
1868-53-7	Dibromofluoromethane (Surr)	102		75-121

FORM I
GC/MS VOA ORGANICS ANALYSIS DATA SHEET
TENTATIVELY IDENTIFIED COMPOUNDS

Lab Name: TestAmerica Canton Job No.: 240-48848-1

SDG No.:

Client Sample ID: MSA-SW45C-033115 Lab Sample ID: 240-48848-35

Matrix: Water Lab File ID: UXR9565.D

Analysis Method: 8260C Date Collected: 03/31/2015 10:18

Sample wt/vol: 5(mL) Date Analyzed: 04/03/2015 19:01

Soil Aliquot Vol: Dilution Factor: 1

Soil Extract Vol.: GC Column: DB-624 ID: 0.18(mm)

% Moisture: Level: (low/med) Low

Analysis Batch No.: 175006 Units: ug/L

Number TICs Found: 0 TIC Result Total: 0

CAS NO.	COMPOUND NAME	RT	RESULT	Q
	Tentatively Identified Compound		None	

FORM I-TIC 8260C

FORM I
GC/MS VOA ORGANICS ANALYSIS DATA SHEET
TARGETED TENATIVELY IDENTIFIED COMPOUNDS

Lab Name: TestAmerica Canton Job No.: 240-48848-1

SDG No.:

Client Sample ID: MSA-SW45C-033115 Lab Sample ID: 240-48848-35

Matrix: Water Lab File ID: UXR9565.D

Analysis Method: 8260C Date Collected: 03/31/2015 10:18

Sample wt/vol: 5(mL) Date Analyzed: 04/03/2015 19:01

Soil Aliquot Vol: Dilution Factor: 1

Soil Extract Vol.: GC Column: DB-624 ID: 0.18(mm)

% Moisture: Level: (low/med) Low

Analysis Batch No.: 175006 Units: ug/L

CAS NO.	COMPOUND NAME	RT	RESULT	Q
75-45-6	Chlorodifluoromethane TIC		1.0	U

FORM I
GC/MS VOA ORGANICS ANALYSIS DATA SHEET

Lab Name: TestAmerica Canton | Job No.: 240-48848-1

SDG No.:

Client Sample ID: MSA-SW45D-033115 | Lab Sample ID: 240-48848-36

Matrix: Water | Lab File ID: UXR9566.D

Analysis Method: 8260C | Date Collected: 03/31/2015 10:22

Sample wt/vol: 5(mL) | Date Analyzed: 04/03/2015 19:24

Soil Aliquot Vol: | Dilution Factor: 1

Soil Extract Vol.: | GC Column: DB-624 ID: 0.18(mm)

% Moisture: | Level: (low/med) Low

Analysis Batch No.: 175006 | Units: ug/L

CAS NO.	COMPOUND NAME	RESULT	Q	RL	MDL
630-20-6	1,1,1,2-Tetrachloroethane	1.0	U	1.0	0.28
71-55-6	1,1,1-Trichloroethane	1.0	U	1.0	0.44
79-34-5	1,1,2,2-Tetrachloroethane	1.0	U	1.0	0.22
76-13-1	1,1,2-Trichloro-1,2,2-trichfluoroeth ane	1.0	U	1.0	0.45
75-34-3	1,1-Dichloroethane	1.0	U	1.0	0.30
75-35-4	1,1-Dichloroethene	1.0	U	1.0	0.45
563-58-6	1,1-Dichloropropene	1.0	U	1.0	0.42
87-61-6	1,2,3-Trichlorobenzene	1.0	U	1.0	0.37
96-18-4	1,2,3-Trichloropropane	1.0	U	1.0	0.44
526-73-8	1,2,3-Trimethylbenzene	5.0	U	5.0	0.47
120-82-1	1,2,4-Trichlorobenzene	1.0	U	1.0	0.32
95-63-6	1,2,4-Trimethylbenzene	1.0	U	1.0	0.41
96-12-8	1,2-Dibromo-3-Chloropropane	5.0	U	5.0	0.82
95-50-1	1,2-Dichlorobenzene	1.0	U	1.0	0.25
107-06-2	1,2-Dichloroethane	1.0	U	1.0	0.23
78-87-5	1,2-Dichloropropane	1.0	U	1.0	0.25
541-73-1	1,3-Dichlorobenzene	1.0	U	1.0	0.19
142-28-9	1,3-Dichloropropane	1.0	U	1.0	0.19
106-46-7	1,4-Dichlorobenzene	1.0	U	1.0	0.27
594-20-7	2,2-Dichloropropane	1.0	U	1.0	0.26
110-75-8	2-Chloroethyl vinyl ether	10	U	10	0.59
95-49-8	2-Chlorotoluene	1.0	U	1.0	0.40
591-78-6	2-Hexanone	5.0	U	5.0	0.48
108-86-1	Bromobenzene	1.0	U	1.0	0.35
74-97-5	Bromochloromethane	1.0	U	1.0	0.50
106-43-4	4-Chlorotoluene	1.0	U	1.0	0.29
99-87-6	p-Isopropyltoluene	1.0	U	1.0	0.43
67-64-1	Acetone	5.0	U	5.0	0.94
71-43-2	Benzene	1.0	U	1.0	0.35
75-25-2	Bromoform	1.0	U	1.0	0.56
74-83-9	Bromomethane	1.0	U	1.0	0.44
75-15-0	Carbon disulfide	1.0	U	1.0	0.38
56-23-5	Carbon tetrachloride	1.0	U	1.0	0.43
108-90-7	Chlorobenzene	1.0	U	1.0	0.25
75-00-3	Chloroethane	1.0	U	1.0	0.32

FORM I
GC/MS VOA ORGANICS ANALYSIS DATA SHEET

Lab Name: TestAmerica Canton | Job No.: 240-48848-1

SDG No.:

Client Sample ID: MSA-SW45D-033115 | Lab Sample ID: 240-48848-36

Matrix: Water | Lab File ID: UXR9566.D

Analysis Method: 8260C | Date Collected: 03/31/2015 10:22

Sample wt/vol: 5(mL) | Date Analyzed: 04/03/2015 19:24

Soil Aliquot Vol: | Dilution Factor: 1

Soil Extract Vol.: | GC Column: DB-624 ID: 0.18(mm)

% Moisture: | Level: (low/med) Low

Analysis Batch No.: 175006 | Units: ug/L

CAS NO.	COMPOUND NAME	RESULT	Q	RL	MDL
67-66-3	Chloroform	1.0	U	1.0	0.25
74-87-3	Chloromethane	1.0	U	1.0	0.44
156-59-2	cis-1,2-Dichloroethene	0.80	J	1.0	0.26
10061-01-5	cis-1,3-Dichloropropene	1.0	U	1.0	0.46
87-68-3	Hexachlorobutadiene	1.0	U	1.0	0.35
74-95-3	Dibromomethane	1.0	U	1.0	0.42
75-27-4	Bromodichloromethane	1.0	U	1.0	0.29
75-71-8	Dichlorodifluoromethane	1.0	U	1.0	0.32
100-41-4	Ethylbenzene	1.0	U	1.0	0.25
106-93-4	1,2-Dibromoethane	1.0	U	1.0	0.32
108-20-3	Diisopropyl ether	5.0	U	5.0	0.50
91-20-3	Naphthalene	1.0	U	1.0	0.45
179601-23-1	m-Xylene & p-Xylene	0.43	J	2.0	0.24
104-51-8	n-Butylbenzene	1.0	U	1.0	0.31
98-82-8	Isopropylbenzene	1.0	U	1.0	0.35
103-65-1	n-Propylbenzene	1.0	U	1.0	0.40
78-93-3	2-Butanone	5.0	U	5.0	0.53
108-10-1	4-Methyl-2-pentanone	5.0	U	5.0	0.99
135-98-8	sec-Butylbenzene	1.0	U	1.0	0.48
1634-04-4	Methyl tert-butyl ether	1.0	U	1.0	0.20
994-05-8	Tert-amyl-methyl ether (TAME)	5.0	U	5.0	0.30
75-09-2	Methylene Chloride	1.0	U	1.0	0.33
95-47-6	o-Xylene	1.0	U	1.0	0.25
100-42-5	Styrene	1.0	U	1.0	0.45
637-92-3	Ethyl-t-butyl ether (ETBE)	5.0	U	5.0	0.23
98-06-6	tert-Butylbenzene	1.0	U	1.0	0.41
127-18-4	Tetrachloroethene	1.0	U	1.0	0.31
108-88-3	Toluene	0.76	J	1.0	0.23
156-60-5	trans-1,2-Dichloroethene	1.0	U	1.0	0.30
10061-02-6	trans-1,3-Dichloropropene	1.0	U	1.0	0.56
79-01-6	Trichloroethene	1.6		1.0	0.22
75-69-4	Trichlorofluoromethane	1.0	U	1.0	0.49
108-05-4	Vinyl acetate	2.0	U	2.0	0.41
75-01-4	Vinyl chloride	0.33	J	0.50	0.29
75-65-0	tert-Butyl alcohol	20	U	20	4.9
1330-20-7	Xylenes, Total	2.0	U	2.0	0.52

FORM I
GC/MS VOA ORGANICS ANALYSIS DATA SHEET

Lab Name: TestAmerica Canton | Job No.: 240-48848-1

SDG No.:

Client Sample ID: MSA-SW45D-033115 | Lab Sample ID: 240-48848-36

Matrix: Water | Lab File ID: UXR9566.D

Analysis Method: 8260C | Date Collected: 03/31/2015 10:22

Sample wt/vol: 5(mL) | Date Analyzed: 04/03/2015 19:24

Soil Aliquot Vol: | Dilution Factor: 1

Soil Extract Vol.: | GC Column: DB-624 ID: 0.18(mm)

% Moisture: | Level: (low/med) Low

Analysis Batch No.: 175006 | Units: ug/L

CAS NO.	COMPOUND NAME	RESULT	Q	RL	MDL
124-48-1	Dibromochloromethane	1.0	U	1.0	0.43

CAS NO.	SURROGATE	%REC	Q	LIMITS
17060-07-0	1,2-Dichloroethane-d4 (Surr)	102		63-129
460-00-4	4-Bromofluorobenzene (Surr)	81		66-120
2037-26-5	Toluene-d8 (Surr)	91		74-120
1868-53-7	Dibromofluoromethane (Surr)	100		75-121

FORM I
GC/MS VOA ORGANICS ANALYSIS DATA SHEET
TENTATIVELY IDENTIFIED COMPOUNDS

Lab Name: TestAmerica Canton Job No.: 240-48848-1

SDG No.:

Client Sample ID: MSA-SW45D-033115 Lab Sample ID: 240-48848-36

Matrix: Water Lab File ID: UXR9566.D

Analysis Method: 8260C Date Collected: 03/31/2015 10:22

Sample wt/vol: 5(mL) Date Analyzed: 04/03/2015 19:24

Soil Aliquot Vol: Dilution Factor: 1

Soil Extract Vol.: GC Column: DB-624 ID: 0.18(mm)

% Moisture: Level: (low/med) Low

Analysis Batch No.: 175006 Units: ug/L

Number TICs Found: 0 TIC Result Total: 0

CAS NO.	COMPOUND NAME	RT	RESULT	Q
	Tentatively Identified Compound		None	

FORM I-TIC 8260C

FORM I
GC/MS VOA ORGANICS ANALYSIS DATA SHEET
TARGETED TENATIVELY IDENTIFIED COMPOUNDS

Lab Name: TestAmerica Canton Job No.: 240-48848-1

SDG No.:

Client Sample ID: MSA-SW45D-033115 Lab Sample ID: 240-48848-36

Matrix: Water Lab File ID: UXR9566.D

Analysis Method: 8260C Date Collected: 03/31/2015 10:22

Sample wt/vol: 5(mL) Date Analyzed: 04/03/2015 19:24

Soil Aliquot Vol: Dilution Factor: 1

Soil Extract Vol.: GC Column: DB-624 ID: 0.18(mm)

% Moisture: Level: (low/med) Low

Analysis Batch No.: 175006 Units: ug/L

CAS NO.	COMPOUND NAME	RT	RESULT	Q
75-45-6	Chlorodifluoromethane TIC		1.0	U

FORM I
GC/MS VOA ORGANICS ANALYSIS DATA SHEET

Lab Name: TestAmerica Canton | Job No.: 240-48848-1

SDG No.:

Client Sample ID: EL-SW01A-033115 | Lab Sample ID: 240-48848-37

Matrix: Water | Lab File ID: UXR9567.D

Analysis Method: 8260C | Date Collected: 03/31/2015 09:18

Sample wt/vol: 5(mL) | Date Analyzed: 04/03/2015 19:46

Soil Aliquot Vol: | Dilution Factor: 1

Soil Extract Vol.: | GC Column: DB-624 ID: 0.18(mm)

% Moisture: | Level: (low/med) Low

Analysis Batch No.: 175006 | Units: ug/L

CAS NO.	COMPOUND NAME	RESULT	Q	RL	MDL
630-20-6	1,1,1,2-Tetrachloroethane	1.0	U	1.0	0.28
71-55-6	1,1,1-Trichloroethane	1.0	U	1.0	0.44
79-34-5	1,1,2,2-Tetrachloroethane	1.0	U	1.0	0.22
76-13-1	1,1,2-Trichloro-1,2,2-trichfluoroeth ane	1.0	U	1.0	0.45
75-34-3	1,1-Dichloroethane	1.0	U	1.0	0.30
75-35-4	1,1-Dichloroethene	1.0	U	1.0	0.45
563-58-6	1,1-Dichloropropene	1.0	U	1.0	0.42
87-61-6	1,2,3-Trichlorobenzene	1.0	U	1.0	0.37
96-18-4	1,2,3-Trichloropropane	1.0	U	1.0	0.44
526-73-8	1,2,3-Trimethylbenzene	5.0	U	5.0	0.47
120-82-1	1,2,4-Trichlorobenzene	1.0	U	1.0	0.32
95-63-6	1,2,4-Trimethylbenzene	1.0	U	1.0	0.41
96-12-8	1,2-Dibromo-3-Chloropropane	5.0	U	5.0	0.82
95-50-1	1,2-Dichlorobenzene	1.0	U	1.0	0.25
107-06-2	1,2-Dichloroethane	1.0	U	1.0	0.23
78-87-5	1,2-Dichloropropane	1.0	U	1.0	0.25
541-73-1	1,3-Dichlorobenzene	1.0	U	1.0	0.19
142-28-9	1,3-Dichloropropane	1.0	U	1.0	0.19
106-46-7	1,4-Dichlorobenzene	1.0	U	1.0	0.27
594-20-7	2,2-Dichloropropane	1.0	U	1.0	0.26
110-75-8	2-Chloroethyl vinyl ether	10	U	10	0.59
95-49-8	2-Chlorotoluene	1.0	U	1.0	0.40
591-78-6	2-Hexanone	5.0	U	5.0	0.48
108-86-1	Bromobenzene	1.0	U	1.0	0.35
74-97-5	Bromochloromethane	1.0	U	1.0	0.50
106-43-4	4-Chlorotoluene	1.0	U	1.0	0.29
99-87-6	p-Isopropyltoluene	1.0	U	1.0	0.43
67-64-1	Acetone	9.9		5.0	0.94
71-43-2	Benzene	1.0	U	1.0	0.35
75-25-2	Bromoform	1.0	U	1.0	0.56
74-83-9	Bromomethane	1.0	U	1.0	0.44
75-15-0	Carbon disulfide	1.0	U	1.0	0.38
56-23-5	Carbon tetrachloride	1.0	U	1.0	0.43
108-90-7	Chlorobenzene	1.0	U	1.0	0.25
75-00-3	Chloroethane	1.0	U	1.0	0.32

FORM I
GC/MS VOA ORGANICS ANALYSIS DATA SHEET

Lab Name: TestAmerica Canton | Job No.: 240-48848-1

SDG No.:

Client Sample ID: EL-SW01A-033115 | Lab Sample ID: 240-48848-37

Matrix: Water | Lab File ID: UXR9567.D

Analysis Method: 8260C | Date Collected: 03/31/2015 09:18

Sample wt/vol: 5(mL) | Date Analyzed: 04/03/2015 19:46

Soil Aliquot Vol: | Dilution Factor: 1

Soil Extract Vol.: | GC Column: DB-624 ID: 0.18(mm)

% Moisture: | Level: (low/med) Low

Analysis Batch No.: 175006 | Units: ug/L

CAS NO.	COMPOUND NAME	RESULT	Q	RL	MDL
67-66-3	Chloroform	1.0	U	1.0	0.25
74-87-3	Chloromethane	1.0	U	1.0	0.44
156-59-2	cis-1,2-Dichloroethene	0.61	J	1.0	0.26
10061-01-5	cis-1,3-Dichloropropene	1.0	U	1.0	0.46
87-68-3	Hexachlorobutadiene	1.0	U	1.0	0.35
74-95-3	Dibromomethane	1.0	U	1.0	0.42
75-27-4	Bromodichloromethane	1.0	U	1.0	0.29
75-71-8	Dichlorodifluoromethane	1.0	U	1.0	0.32
100-41-4	Ethylbenzene	1.0	U	1.0	0.25
106-93-4	1,2-Dibromoethane	1.0	U	1.0	0.32
108-20-3	Diisopropyl ether	5.0	U	5.0	0.50
91-20-3	Naphthalene	1.0	U	1.0	0.45
179601-23-1	m-Xylene & p-Xylene	0.26	J	2.0	0.24
104-51-8	n-Butylbenzene	1.0	U	1.0	0.31
98-82-8	Isopropylbenzene	1.0	U	1.0	0.35
103-65-1	n-Propylbenzene	1.0	U	1.0	0.40
78-93-3	2-Butanone	5.0	U	5.0	0.53
108-10-1	4-Methyl-2-pentanone	5.0	U	5.0	0.99
135-98-8	sec-Butylbenzene	1.0	U	1.0	0.48
1634-04-4	Methyl tert-butyl ether	1.0	U	1.0	0.20
994-05-8	Tert-amyl-methyl ether (TAME)	5.0	U	5.0	0.30
75-09-2	Methylene Chloride	1.0	U	1.0	0.33
95-47-6	o-Xylene	1.0	U	1.0	0.25
100-42-5	Styrene	1.0	U	1.0	0.45
637-92-3	Ethyl-t-butyl ether (ETBE)	5.0	U	5.0	0.23
98-06-6	tert-Butylbenzene	1.0	U	1.0	0.41
127-18-4	Tetrachloroethene	1.0	U	1.0	0.31
108-88-3	Toluene	0.48	J	1.0	0.23
156-60-5	trans-1,2-Dichloroethene	1.0	U	1.0	0.30
10061-02-6	trans-1,3-Dichloropropene	1.0	U	1.0	0.56
79-01-6	Trichloroethene	1.1		1.0	0.22
75-69-4	Trichlorofluoromethane	1.0	U	1.0	0.49
108-05-4	Vinyl acetate	2.0	U	2.0	0.41
75-01-4	Vinyl chloride	0.32	J	0.50	0.29
75-65-0	tert-Butyl alcohol	20	U	20	4.9
1330-20-7	Xylenes, Total	2.0	U	2.0	0.52

FORM I
GC/MS VOA ORGANICS ANALYSIS DATA SHEET

Lab Name: TestAmerica Canton | Job No.: 240-48848-1

SDG No.:

Client Sample ID: EL-SW01A-033115 | Lab Sample ID: 240-48848-37

Matrix: Water | Lab File ID: UXR9567.D

Analysis Method: 8260C | Date Collected: 03/31/2015 09:18

Sample wt/vol: 5(mL) | Date Analyzed: 04/03/2015 19:46

Soil Aliquot Vol: | Dilution Factor: 1

Soil Extract Vol.: | GC Column: DB-624 ID: 0.18(mm)

% Moisture: | Level: (low/med) Low

Analysis Batch No.: 175006 | Units: ug/L

CAS NO.	COMPOUND NAME	RESULT	Q	RL	MDL
124-48-1	Dibromochloromethane	1.0	U	1.0	0.43

CAS NO.	SURROGATE	%REC	Q	LIMITS
17060-07-0	1,2-Dichloroethane-d4 (Surr)	102		63-129
460-00-4	4-Bromofluorobenzene (Surr)	79		66-120
2037-26-5	Toluene-d8 (Surr)	90		74-120
1868-53-7	Dibromofluoromethane (Surr)	102		75-121

FORM I
GC/MS VOA ORGANICS ANALYSIS DATA SHEET
TENTATIVELY IDENTIFIED COMPOUNDS

Lab Name: TestAmerica Canton Job No.: 240-48848-1

SDG No.:

Client Sample ID: EL-SW01A-033115 Lab Sample ID: 240-48848-37

Matrix: Water Lab File ID: UXR9567.D

Analysis Method: 8260C Date Collected: 03/31/2015 09:18

Sample wt/vol: 5(mL) Date Analyzed: 04/03/2015 19:46

Soil Aliquot Vol: Dilution Factor: 1

Soil Extract Vol.: GC Column: DB-624 ID: 0.18(mm)

% Moisture: Level: (low/med) Low

Analysis Batch No.: 175006 Units: ug/L

Number TICs Found: 0 TIC Result Total: 0

CAS NO.	COMPOUND NAME	RT	RESULT	Q
	Tentatively Identified Compound		None	

FORM I-TIC 8260C

FORM I
GC/MS VOA ORGANICS ANALYSIS DATA SHEET
TARGETED TENATIVELY IDENTIFIED COMPOUNDS

Lab Name: TestAmerica Canton Job No.: 240-48848-1

SDG No.:

Client Sample ID: EL-SW01A-033115 Lab Sample ID: 240-48848-37

Matrix: Water Lab File ID: UXR9567.D

Analysis Method: 8260C Date Collected: 03/31/2015 09:18

Sample wt/vol: 5(mL) Date Analyzed: 04/03/2015 19:46

Soil Aliquot Vol: Dilution Factor: 1

Soil Extract Vol.: GC Column: DB-624 ID: 0.18(mm)

% Moisture: Level: (low/med) Low

Analysis Batch No.: 175006 Units: ug/L

CAS NO.	COMPOUND NAME	RT	RESULT	Q
75-45-6	Chlorodifluoromethane TIC		1.0	U

FORM I
GC/MS VOA ORGANICS ANALYSIS DATA SHEET

Lab Name: TestAmerica Canton | Job No.: 240-48848-1

SDG No.:

Client Sample ID: EL-SW01B-033115 | Lab Sample ID: 240-48848-38

Matrix: Water | Lab File ID: UXR9568.D

Analysis Method: 8260C | Date Collected: 03/31/2015 09:25

Sample wt/vol: 5(mL) | Date Analyzed: 04/03/2015 20:09

Soil Aliquot Vol: | Dilution Factor: 1

Soil Extract Vol.: | GC Column: DB-624 ID: 0.18(mm)

% Moisture: | Level: (low/med) Low

Analysis Batch No.: 175006 | Units: ug/L

CAS NO.	COMPOUND NAME	RESULT	Q	RL	MDL
630-20-6	1,1,1,2-Tetrachloroethane	1.0	U	1.0	0.28
71-55-6	1,1,1-Trichloroethane	1.0	U	1.0	0.44
79-34-5	1,1,2,2-Tetrachloroethane	1.0	U	1.0	0.22
76-13-1	1,1,2-Trichloro-1,2,2-trichfluoroeth ane	1.0	U	1.0	0.45
75-34-3	1,1-Dichloroethane	1.0	U	1.0	0.30
75-35-4	1,1-Dichloroethene	1.0	U	1.0	0.45
563-58-6	1,1-Dichloropropene	1.0	U	1.0	0.42
87-61-6	1,2,3-Trichlorobenzene	1.0	U	1.0	0.37
96-18-4	1,2,3-Trichloropropane	1.0	U	1.0	0.44
526-73-8	1,2,3-Trimethylbenzene	5.0	U	5.0	0.47
120-82-1	1,2,4-Trichlorobenzene	1.0	U	1.0	0.32
95-63-6	1,2,4-Trimethylbenzene	1.0	U	1.0	0.41
96-12-8	1,2-Dibromo-3-Chloropropane	5.0	U	5.0	0.82
95-50-1	1,2-Dichlorobenzene	1.0	U	1.0	0.25
107-06-2	1,2-Dichloroethane	1.0	U	1.0	0.23
78-87-5	1,2-Dichloropropane	1.0	U	1.0	0.25
541-73-1	1,3-Dichlorobenzene	1.0	U	1.0	0.19
142-28-9	1,3-Dichloropropane	1.0	U	1.0	0.19
106-46-7	1,4-Dichlorobenzene	1.0	U	1.0	0.27
594-20-7	2,2-Dichloropropane	1.0	U	1.0	0.26
110-75-8	2-Chloroethyl vinyl ether	10	U	10	0.59
95-49-8	2-Chlorotoluene	1.0	U	1.0	0.40
591-78-6	2-Hexanone	5.0	U	5.0	0.48
108-86-1	Bromobenzene	1.0	U	1.0	0.35
74-97-5	Bromochloromethane	1.0	U	1.0	0.50
106-43-4	4-Chlorotoluene	1.0	U	1.0	0.29
99-87-6	p-Isopropyltoluene	1.0	U	1.0	0.43
67-64-1	Acetone	5.0	U	5.0	0.94
71-43-2	Benzene	1.0	U	1.0	0.35
75-25-2	Bromoform	1.0	U	1.0	0.56
74-83-9	Bromomethane	1.0	U	1.0	0.44
75-15-0	Carbon disulfide	1.0	U	1.0	0.38
56-23-5	Carbon tetrachloride	1.0	U	1.0	0.43
108-90-7	Chlorobenzene	1.0	U	1.0	0.25
75-00-3	Chloroethane	1.0	U	1.0	0.32

FORM I
GC/MS VOA ORGANICS ANALYSIS DATA SHEET

Lab Name: TestAmerica Canton | Job No.: 240-48848-1

SDG No.:

Client Sample ID: EL-SW01B-033115 | Lab Sample ID: 240-48848-38

Matrix: Water | Lab File ID: UXR9568.D

Analysis Method: 8260C | Date Collected: 03/31/2015 09:25

Sample wt/vol: 5(mL) | Date Analyzed: 04/03/2015 20:09

Soil Aliquot Vol: | Dilution Factor: 1

Soil Extract Vol.: | GC Column: DB-624 ID: 0.18(mm)

% Moisture: | Level: (low/med) Low

Analysis Batch No.: 175006 | Units: ug/L

CAS NO.	COMPOUND NAME	RESULT	Q	RL	MDL
67-66-3	Chloroform	1.0	U	1.0	0.25
74-87-3	Chloromethane	1.0	U	1.0	0.44
156-59-2	cis-1,2-Dichloroethene	0.61	J	1.0	0.26
10061-01-5	cis-1,3-Dichloropropene	1.0	U	1.0	0.46
87-68-3	Hexachlorobutadiene	1.0	U	1.0	0.35
74-95-3	Dibromomethane	1.0	U	1.0	0.42
75-27-4	Bromodichloromethane	1.0	U	1.0	0.29
75-71-8	Dichlorodifluoromethane	1.0	U	1.0	0.32
100-41-4	Ethylbenzene	0.27	J	1.0	0.25
106-93-4	1,2-Dibromoethane	1.0	U	1.0	0.32
108-20-3	Diisopropyl ether	5.0	U	5.0	0.50
91-20-3	Naphthalene	1.0	U	1.0	0.45
179601-23-1	m-Xylene & p-Xylene	0.82	J	2.0	0.24
104-51-8	n-Butylbenzene	1.0	U	1.0	0.31
98-82-8	Isopropylbenzene	1.0	U	1.0	0.35
103-65-1	n-Propylbenzene	1.0	U	1.0	0.40
78-93-3	2-Butanone	5.0	U	5.0	0.53
108-10-1	4-Methyl-2-pentanone	5.0	U	5.0	0.99
135-98-8	sec-Butylbenzene	1.0	U	1.0	0.48
1634-04-4	Methyl tert-butyl ether	1.0	U	1.0	0.20
994-05-8	Tert-amyl-methyl ether (TAME)	5.0	U	5.0	0.30
75-09-2	Methylene Chloride	1.0	U	1.0	0.33
95-47-6	o-Xylene	0.33	J	1.0	0.25
100-42-5	Styrene	1.0	U	1.0	0.45
637-92-3	Ethyl-t-butyl ether (ETBE)	5.0	U	5.0	0.23
98-06-6	tert-Butylbenzene	1.0	U	1.0	0.41
127-18-4	Tetrachloroethene	1.0	U	1.0	0.31
108-88-3	Toluene	1.5		1.0	0.23
156-60-5	trans-1,2-Dichloroethene	1.0	U	1.0	0.30
10061-02-6	trans-1,3-Dichloropropene	1.0	U	1.0	0.56
79-01-6	Trichloroethene	1.2		1.0	0.22
75-69-4	Trichlorofluoromethane	1.0	U	1.0	0.49
108-05-4	Vinyl acetate	2.0	U	2.0	0.41
75-01-4	Vinyl chloride	0.31	J	0.50	0.29
75-65-0	tert-Butyl alcohol	20	U	20	4.9
1330-20-7	Xylenes, Total	1.2	J	2.0	0.52

FORM I
GC/MS VOA ORGANICS ANALYSIS DATA SHEET

Lab Name: TestAmerica Canton | Job No.: 240-48848-1

SDG No.:

Client Sample ID: EL-SW01B-033115 | Lab Sample ID: 240-48848-38

Matrix: Water | Lab File ID: UXR9568.D

Analysis Method: 8260C | Date Collected: 03/31/2015 09:25

Sample wt/vol: 5(mL) | Date Analyzed: 04/03/2015 20:09

Soil Aliquot Vol: | Dilution Factor: 1

Soil Extract Vol.: | GC Column: DB-624 ID: 0.18(mm)

% Moisture: | Level: (low/med) Low

Analysis Batch No.: 175006 | Units: ug/L

CAS NO.	COMPOUND NAME	RESULT	Q	RL	MDL
124-48-1	Dibromochloromethane	1.0	U	1.0	0.43

CAS NO.	SURROGATE	%REC	Q	LIMITS
17060-07-0	1,2-Dichloroethane-d4 (Surr)	103		63-129
460-00-4	4-Bromofluorobenzene (Surr)	82		66-120
2037-26-5	Toluene-d8 (Surr)	92		74-120
1868-53-7	Dibromofluoromethane (Surr)	101		75-121

FORM I
GC/MS VOA ORGANICS ANALYSIS DATA SHEET
TENTATIVELY IDENTIFIED COMPOUNDS

Lab Name: TestAmerica Canton Job No.: 240-48848-1

SDG No.:

Client Sample ID: EL-SW01B-033115 Lab Sample ID: 240-48848-38

Matrix: Water Lab File ID: UXR9568.D

Analysis Method: 8260C Date Collected: 03/31/2015 09:25

Sample wt/vol: 5(mL) Date Analyzed: 04/03/2015 20:09

Soil Aliquot Vol: Dilution Factor: 1

Soil Extract Vol.: GC Column: DB-624 ID: 0.18(mm)

% Moisture: Level: (low/med) Low

Analysis Batch No.: 175006 Units: ug/L

Number TICs Found: 0 TIC Result Total: 0

CAS NO.	COMPOUND NAME	RT	RESULT	Q
	Tentatively Identified Compound		None	

FORM I-TIC 8260C

FORM I
GC/MS VOA ORGANICS ANALYSIS DATA SHEET
TARGETED TENATIVELY IDENTIFIED COMPOUNDS

Lab Name: TestAmerica Canton Job No.: 240-48848-1

SDG No.:

Client Sample ID: EL-SW01B-033115 Lab Sample ID: 240-48848-38

Matrix: Water Lab File ID: UXR9568.D

Analysis Method: 8260C Date Collected: 03/31/2015 09:25

Sample wt/vol: 5(mL) Date Analyzed: 04/03/2015 20:09

Soil Aliquot Vol: Dilution Factor: 1

Soil Extract Vol.: GC Column: DB-624 ID: 0.18(mm)

% Moisture: Level: (low/med) Low

Analysis Batch No.: 175006 Units: ug/L

CAS NO.	COMPOUND NAME	RT	RESULT	Q
75-45-6	Chlorodifluoromethane TIC		1.0	U

FORM I
GC/MS VOA ORGANICS ANALYSIS DATA SHEET

Lab Name: TestAmerica Canton | Job No.: 240-48848-1

SDG No.:

Client Sample ID: EL-SW01C-033115 | Lab Sample ID: 240-48848-39

Matrix: Water | Lab File ID: UXR9569.D

Analysis Method: 8260C | Date Collected: 03/31/2015 09:28

Sample wt/vol: 5(mL) | Date Analyzed: 04/03/2015 20:32

Soil Aliquot Vol: | Dilution Factor: 1

Soil Extract Vol.: | GC Column: DB-624 ID: 0.18(mm)

% Moisture: | Level: (low/med) Low

Analysis Batch No.: 175006 | Units: ug/L

CAS NO.	COMPOUND NAME	RESULT	Q	RL	MDL
630-20-6	1,1,1,2-Tetrachloroethane	1.0	U	1.0	0.28
71-55-6	1,1,1-Trichloroethane	1.0	U	1.0	0.44
79-34-5	1,1,2,2-Tetrachloroethane	1.0	U	1.0	0.22
76-13-1	1,1,2-Trichloro-1,2,2-trichfluoroeth ane	1.0	U	1.0	0.45
75-34-3	1,1-Dichloroethane	1.0	U	1.0	0.30
75-35-4	1,1-Dichloroethene	1.0	U	1.0	0.45
563-58-6	1,1-Dichloropropene	1.0	U	1.0	0.42
87-61-6	1,2,3-Trichlorobenzene	1.0	U	1.0	0.37
96-18-4	1,2,3-Trichloropropane	1.0	U	1.0	0.44
526-73-8	1,2,3-Trimethylbenzene	5.0	U	5.0	0.47
120-82-1	1,2,4-Trichlorobenzene	1.0	U	1.0	0.32
95-63-6	1,2,4-Trimethylbenzene	1.0	U	1.0	0.41
96-12-8	1,2-Dibromo-3-Chloropropane	5.0	U	5.0	0.82
95-50-1	1,2-Dichlorobenzene	1.0	U	1.0	0.25
107-06-2	1,2-Dichloroethane	1.0	U	1.0	0.23
78-87-5	1,2-Dichloropropane	1.0	U	1.0	0.25
541-73-1	1,3-Dichlorobenzene	1.0	U	1.0	0.19
142-28-9	1,3-Dichloropropane	1.0	U	1.0	0.19
106-46-7	1,4-Dichlorobenzene	1.0	U	1.0	0.27
594-20-7	2,2-Dichloropropane	1.0	U	1.0	0.26
110-75-8	2-Chloroethyl vinyl ether	10	U	10	0.59
95-49-8	2-Chlorotoluene	1.0	U	1.0	0.40
591-78-6	2-Hexanone	5.0	U	5.0	0.48
108-86-1	Bromobenzene	1.0	U	1.0	0.35
74-97-5	Bromochloromethane	1.0	U	1.0	0.50
106-43-4	4-Chlorotoluene	1.0	U	1.0	0.29
99-87-6	p-Isopropyltoluene	1.0	U	1.0	0.43
67-64-1	Acetone	5.0	U	5.0	0.94
71-43-2	Benzene	1.0	U	1.0	0.35
75-25-2	Bromoform	1.0	U	1.0	0.56
74-83-9	Bromomethane	1.0	U	1.0	0.44
75-15-0	Carbon disulfide	1.0	U	1.0	0.38
56-23-5	Carbon tetrachloride	1.0	U	1.0	0.43
108-90-7	Chlorobenzene	1.0	U	1.0	0.25
75-00-3	Chloroethane	1.0	U	1.0	0.32

FORM I
GC/MS VOA ORGANICS ANALYSIS DATA SHEET

Lab Name: TestAmerica Canton | Job No.: 240-48848-1

SDG No.:

Client Sample ID: EL-SW01C-033115 | Lab Sample ID: 240-48848-39

Matrix: Water | Lab File ID: UXR9569.D

Analysis Method: 8260C | Date Collected: 03/31/2015 09:28

Sample wt/vol: 5(mL) | Date Analyzed: 04/03/2015 20:32

Soil Aliquot Vol: | Dilution Factor: 1

Soil Extract Vol.: | GC Column: DB-624 ID: 0.18(mm)

% Moisture: | Level: (low/med) Low

Analysis Batch No.: 175006 | Units: ug/L

CAS NO.	COMPOUND NAME	RESULT	Q	RL	MDL
67-66-3	Chloroform	1.0	U	1.0	0.25
74-87-3	Chloromethane	1.0	U	1.0	0.44
156-59-2	cis-1,2-Dichloroethene	0.60	J	1.0	0.26
10061-01-5	cis-1,3-Dichloropropene	1.0	U	1.0	0.46
87-68-3	Hexachlorobutadiene	1.0	U	1.0	0.35
74-95-3	Dibromomethane	1.0	U	1.0	0.42
75-27-4	Bromodichloromethane	1.0	U	1.0	0.29
75-71-8	Dichlorodifluoromethane	1.0	U	1.0	0.32
100-41-4	Ethylbenzene	1.0	U	1.0	0.25
106-93-4	1,2-Dibromoethane	1.0	U	1.0	0.32
108-20-3	Diisopropyl ether	5.0	U	5.0	0.50
91-20-3	Naphthalene	1.0	U	1.0	0.45
179601-23-1	m-Xylene & p-Xylene	0.45	J	2.0	0.24
104-51-8	n-Butylbenzene	1.0	U	1.0	0.31
98-82-8	Isopropylbenzene	1.0	U	1.0	0.35
103-65-1	n-Propylbenzene	1.0	U	1.0	0.40
78-93-3	2-Butanone	5.0	U	5.0	0.53
108-10-1	4-Methyl-2-pentanone	5.0	U	5.0	0.99
135-98-8	sec-Butylbenzene	1.0	U	1.0	0.48
1634-04-4	Methyl tert-butyl ether	1.0	U	1.0	0.20
994-05-8	Tert-amyl-methyl ether (TAME)	5.0	U	5.0	0.30
75-09-2	Methylene Chloride	1.0	U	1.0	0.33
95-47-6	o-Xylene	1.0	U	1.0	0.25
100-42-5	Styrene	1.0	U	1.0	0.45
637-92-3	Ethyl-t-butyl ether (ETBE)	5.0	U	5.0	0.23
98-06-6	tert-Butylbenzene	1.0	U	1.0	0.41
127-18-4	Tetrachloroethene	1.0	U	1.0	0.31
108-88-3	Toluene	0.74	J	1.0	0.23
156-60-5	trans-1,2-Dichloroethene	1.0	U	1.0	0.30
10061-02-6	trans-1,3-Dichloropropene	1.0	U	1.0	0.56
79-01-6	Trichloroethene	1.2		1.0	0.22
75-69-4	Trichlorofluoromethane	1.0	U	1.0	0.49
108-05-4	Vinyl acetate	2.0	U	2.0	0.41
75-01-4	Vinyl chloride	0.33	J	0.50	0.29
75-65-0	tert-Butyl alcohol	20	U	20	4.9
1330-20-7	Xylenes, Total	2.0	U	2.0	0.52

FORM I
GC/MS VOA ORGANICS ANALYSIS DATA SHEET

Lab Name: TestAmerica Canton | Job No.: 240-48848-1

SDG No.:

Client Sample ID: EL-SW01C-033115 | Lab Sample ID: 240-48848-39

Matrix: Water | Lab File ID: UXR9569.D

Analysis Method: 8260C | Date Collected: 03/31/2015 09:28

Sample wt/vol: 5(mL) | Date Analyzed: 04/03/2015 20:32

Soil Aliquot Vol: | Dilution Factor: 1

Soil Extract Vol.: | GC Column: DB-624 ID: 0.18(mm)

% Moisture: | Level: (low/med) Low

Analysis Batch No.: 175006 | Units: ug/L

CAS NO.	COMPOUND NAME	RESULT	Q	RL	MDL
124-48-1	Dibromochloromethane	1.0	U	1.0	0.43

CAS NO.	SURROGATE	%REC	Q	LIMITS
17060-07-0	1,2-Dichloroethane-d4 (Surr)	101		63-129
460-00-4	4-Bromofluorobenzene (Surr)	82		66-120
2037-26-5	Toluene-d8 (Surr)	91		74-120
1868-53-7	Dibromofluoromethane (Surr)	100		75-121

FORM I
GC/MS VOA ORGANICS ANALYSIS DATA SHEET
TENTATIVELY IDENTIFIED COMPOUNDS

Lab Name: TestAmerica Canton Job No.: 240-48848-1

SDG No.:

Client Sample ID: EL-SW01C-033115 Lab Sample ID: 240-48848-39

Matrix: Water Lab File ID: UXR9569.D

Analysis Method: 8260C Date Collected: 03/31/2015 09:28

Sample wt/vol: 5(mL) Date Analyzed: 04/03/2015 20:32

Soil Aliquot Vol: Dilution Factor: 1

Soil Extract Vol.: GC Column: DB-624 ID: 0.18(mm)

% Moisture: Level: (low/med) Low

Analysis Batch No.: 175006 Units: ug/L

Number TICs Found: 0 TIC Result Total: 0

CAS NO.	COMPOUND NAME	RT	RESULT	Q
	Tentatively Identified Compound		None	

FORM I-TIC 8260C

FORM I
GC/MS VOA ORGANICS ANALYSIS DATA SHEET
TARGETED TENATIVELY IDENTIFIED COMPOUNDS

Lab Name: TestAmerica Canton Job No.: 240-48848-1

SDG No.:

Client Sample ID: EL-SW01C-033115 Lab Sample ID: 240-48848-39

Matrix: Water Lab File ID: UXR9569.D

Analysis Method: 8260C Date Collected: 03/31/2015 09:28

Sample wt/vol: 5(mL) Date Analyzed: 04/03/2015 20:32

Soil Aliquot Vol: Dilution Factor: 1

Soil Extract Vol.: GC Column: DB-624 ID: 0.18(mm)

% Moisture: Level: (low/med) Low

Analysis Batch No.: 175006 Units: ug/L

CAS NO.	COMPOUND NAME	RT	RESULT	Q
75-45-6	Chlorodifluoromethane TIC		1.0	U

FORM I
GC/MS VOA ORGANICS ANALYSIS DATA SHEET

Lab Name: TestAmerica Canton | Job No.: 240-48848-1

SDG No.:

Client Sample ID: EL-SW01D-033115 | Lab Sample ID: 240-48848-40

Matrix: Water | Lab File ID: UXR9570.D

Analysis Method: 8260C | Date Collected: 03/31/2015 09:32

Sample wt/vol: 5(mL) | Date Analyzed: 04/03/2015 20:54

Soil Aliquot Vol: | Dilution Factor: 1

Soil Extract Vol.: | GC Column: DB-624 ID: 0.18(mm)

% Moisture: | Level: (low/med) Low

Analysis Batch No.: 175006 | Units: ug/L

CAS NO.	COMPOUND NAME	RESULT	Q	RL	MDL
630-20-6	1,1,1,2-Tetrachloroethane	1.0	U	1.0	0.28
71-55-6	1,1,1-Trichloroethane	1.0	U	1.0	0.44
79-34-5	1,1,2,2-Tetrachloroethane	1.0	U	1.0	0.22
76-13-1	1,1,2-Trichloro-1,2,2-trichfluoroeth ane	1.0	U	1.0	0.45
75-34-3	1,1-Dichloroethane	1.0	U	1.0	0.30
75-35-4	1,1-Dichloroethene	1.0	U	1.0	0.45
563-58-6	1,1-Dichloropropene	1.0	U	1.0	0.42
87-61-6	1,2,3-Trichlorobenzene	1.0	U	1.0	0.37
96-18-4	1,2,3-Trichloropropane	1.0	U	1.0	0.44
526-73-8	1,2,3-Trimethylbenzene	5.0	U	5.0	0.47
120-82-1	1,2,4-Trichlorobenzene	1.0	U	1.0	0.32
95-63-6	1,2,4-Trimethylbenzene	1.0	U	1.0	0.41
96-12-8	1,2-Dibromo-3-Chloropropane	5.0	U	5.0	0.82
95-50-1	1,2-Dichlorobenzene	1.0	U	1.0	0.25
107-06-2	1,2-Dichloroethane	1.0	U	1.0	0.23
78-87-5	1,2-Dichloropropane	1.0	U	1.0	0.25
541-73-1	1,3-Dichlorobenzene	1.0	U	1.0	0.19
142-28-9	1,3-Dichloropropane	1.0	U	1.0	0.19
106-46-7	1,4-Dichlorobenzene	1.0	U	1.0	0.27
594-20-7	2,2-Dichloropropane	1.0	U	1.0	0.26
110-75-8	2-Chloroethyl vinyl ether	10	U	10	0.59
95-49-8	2-Chlorotoluene	1.0	U	1.0	0.40
591-78-6	2-Hexanone	5.0	U	5.0	0.48
108-86-1	Bromobenzene	1.0	U	1.0	0.35
74-97-5	Bromochloromethane	1.0	U	1.0	0.50
106-43-4	4-Chlorotoluene	1.0	U	1.0	0.29
99-87-6	p-Isopropyltoluene	1.0	U	1.0	0.43
67-64-1	Acetone	5.0	U	5.0	0.94
71-43-2	Benzene	1.0	U	1.0	0.35
75-25-2	Bromoform	1.0	U	1.0	0.56
74-83-9	Bromomethane	1.0	U	1.0	0.44
75-15-0	Carbon disulfide	1.0	U	1.0	0.38
56-23-5	Carbon tetrachloride	1.0	U	1.0	0.43
108-90-7	Chlorobenzene	1.0	U	1.0	0.25
75-00-3	Chloroethane	1.0	U	1.0	0.32

FORM I
GC/MS VOA ORGANICS ANALYSIS DATA SHEET

Lab Name: TestAmerica Canton | Job No.: 240-48848-1

SDG No.:

Client Sample ID: EL-SW01D-033115 | Lab Sample ID: 240-48848-40

Matrix: Water | Lab File ID: UXR9570.D

Analysis Method: 8260C | Date Collected: 03/31/2015 09:32

Sample wt/vol: 5(mL) | Date Analyzed: 04/03/2015 20:54

Soil Aliquot Vol: | Dilution Factor: 1

Soil Extract Vol.: | GC Column: DB-624 ID: 0.18(mm)

% Moisture: | Level: (low/med) Low

Analysis Batch No.: 175006 | Units: ug/L

CAS NO.	COMPOUND NAME	RESULT	Q	RL	MDL
67-66-3	Chloroform	1.0	U	1.0	0.25
74-87-3	Chloromethane	1.0	U	1.0	0.44
156-59-2	cis-1,2-Dichloroethene	0.71	J	1.0	0.26
10061-01-5	cis-1,3-Dichloropropene	1.0	U	1.0	0.46
87-68-3	Hexachlorobutadiene	1.0	U	1.0	0.35
74-95-3	Dibromomethane	1.0	U	1.0	0.42
75-27-4	Bromodichloromethane	1.0	U	1.0	0.29
75-71-8	Dichlorodifluoromethane	1.0	U	1.0	0.32
100-41-4	Ethylbenzene	1.0	U	1.0	0.25
106-93-4	1,2-Dibromoethane	1.0	U	1.0	0.32
108-20-3	Diisopropyl ether	5.0	U	5.0	0.50
91-20-3	Naphthalene	1.0	U	1.0	0.45
179601-23-1	m-Xylene & p-Xylene	2.0	U	2.0	0.24
104-51-8	n-Butylbenzene	1.0	U	1.0	0.31
98-82-8	Isopropylbenzene	1.0	U	1.0	0.35
103-65-1	n-Propylbenzene	1.0	U	1.0	0.40
78-93-3	2-Butanone	5.0	U	5.0	0.53
108-10-1	4-Methyl-2-pentanone	5.0	U	5.0	0.99
135-98-8	sec-Butylbenzene	1.0	U	1.0	0.48
1634-04-4	Methyl tert-butyl ether	1.0	U	1.0	0.20
994-05-8	Tert-amyl-methyl ether (TAME)	5.0	U	5.0	0.30
75-09-2	Methylene Chloride	1.0	U	1.0	0.33
95-47-6	o-Xylene	1.0	U	1.0	0.25
100-42-5	Styrene	1.0	U	1.0	0.45
637-92-3	Ethyl-t-butyl ether (ETBE)	5.0	U	5.0	0.23
98-06-6	tert-Butylbenzene	1.0	U	1.0	0.41
127-18-4	Tetrachloroethene	1.0	U	1.0	0.31
108-88-3	Toluene	1.0	U	1.0	0.23
156-60-5	trans-1,2-Dichloroethene	1.0	U	1.0	0.30
10061-02-6	trans-1,3-Dichloropropene	1.0	U	1.0	0.56
79-01-6	Trichloroethene	1.3		1.0	0.22
75-69-4	Trichlorofluoromethane	1.0	U	1.0	0.49
108-05-4	Vinyl acetate	2.0	U	2.0	0.41
75-01-4	Vinyl chloride	0.38	J	0.50	0.29
75-65-0	tert-Butyl alcohol	20	U	20	4.9
1330-20-7	Xylenes, Total	2.0	U	2.0	0.52

FORM I
GC/MS VOA ORGANICS ANALYSIS DATA SHEET

Lab Name: TestAmerica Canton | Job No.: 240-48848-1

SDG No.:

Client Sample ID: EL-SW01D-033115 | Lab Sample ID: 240-48848-40

Matrix: Water | Lab File ID: UXR9570.D

Analysis Method: 8260C | Date Collected: 03/31/2015 09:32

Sample wt/vol: 5(mL) | Date Analyzed: 04/03/2015 20:54

Soil Aliquot Vol: | Dilution Factor: 1

Soil Extract Vol.: | GC Column: DB-624 ID: 0.18(mm)

% Moisture: | Level: (low/med) Low

Analysis Batch No.: 175006 | Units: ug/L

CAS NO.	COMPOUND NAME	RESULT	Q	RL	MDL
124-48-1	Dibromochloromethane	1.0	U	1.0	0.43

CAS NO.	SURROGATE	%REC	Q	LIMITS
17060-07-0	1,2-Dichloroethane-d4 (Surr)	104		63-129
460-00-4	4-Bromofluorobenzene (Surr)	80		66-120
2037-26-5	Toluene-d8 (Surr)	92		74-120
1868-53-7	Dibromofluoromethane (Surr)	101		75-121

FORM I
GC/MS VOA ORGANICS ANALYSIS DATA SHEET
TENTATIVELY IDENTIFIED COMPOUNDS

Lab Name: TestAmerica Canton Job No.: 240-48848-1

SDG No.:

Client Sample ID: EL-SW01D-033115 Lab Sample ID: 240-48848-40

Matrix: Water Lab File ID: UXR9570.D

Analysis Method: 8260C Date Collected: 03/31/2015 09:32

Sample wt/vol: 5(mL) Date Analyzed: 04/03/2015 20:54

Soil Aliquot Vol: Dilution Factor: 1

Soil Extract Vol.: GC Column: DB-624 ID: 0.18(mm)

% Moisture: Level: (low/med) Low

Analysis Batch No.: 175006 Units: ug/L

Number TICs Found: 0 TIC Result Total: 0

CAS NO.	COMPOUND NAME	RT	RESULT	Q
	Tentatively Identified Compound		None	

FORM I-TIC 8260C

FORM I
GC/MS VOA ORGANICS ANALYSIS DATA SHEET
TARGETED TENATIVELY IDENTIFIED COMPOUNDS

Lab Name: TestAmerica Canton Job No.: 240-48848-1

SDG No.:

Client Sample ID: EL-SW01D-033115 Lab Sample ID: 240-48848-40

Matrix: Water Lab File ID: UXR9570.D

Analysis Method: 8260C Date Collected: 03/31/2015 09:32

Sample wt/vol: 5(mL) Date Analyzed: 04/03/2015 20:54

Soil Aliquot Vol: Dilution Factor: 1

Soil Extract Vol.: GC Column: DB-624 ID: 0.18(mm)

% Moisture: Level: (low/med) Low

Analysis Batch No.: 175006 Units: ug/L

CAS NO.	COMPOUND NAME	RT	RESULT	Q
75-45-6	Chlorodifluoromethane TIC		1.0	U

FORM I-TIC 8260C

FORM I
GC/MS VOA ORGANICS ANALYSIS DATA SHEET

Lab Name: TestAmerica Canton | Job No.: 240-48848-1

SDG No.:

Client Sample ID: TB-033115 | Lab Sample ID: 240-48848-41

Matrix: Water | Lab File ID: UXR9604.D

Analysis Method: 8260C | Date Collected: 03/31/2015 00:00

Sample wt/vol: 5(mL) | Date Analyzed: 04/06/2015 14:32

Soil Aliquot Vol: | Dilution Factor: 1

Soil Extract Vol.: | GC Column: DB-624 ID: 0.18(mm)

% Moisture: | Level: (low/med) Low

Analysis Batch No.: 175236 | Units: ug/L

CAS NO.	COMPOUND NAME	RESULT	Q	RL	MDL
630-20-6	1,1,1,2-Tetrachloroethane	1.0	U	1.0	0.28
71-55-6	1,1,1-Trichloroethane	1.0	U	1.0	0.44
79-34-5	1,1,2,2-Tetrachloroethane	1.0	U	1.0	0.22
76-13-1	1,1,2-Trichloro-1,2,2-trichfluoroeth ane	1.0	U	1.0	0.45
75-34-3	1,1-Dichloroethane	1.0	U	1.0	0.30
75-35-4	1,1-Dichloroethene	1.0	U	1.0	0.45
563-58-6	1,1-Dichloropropene	1.0	U	1.0	0.42
87-61-6	1,2,3-Trichlorobenzene	1.0	U	1.0	0.37
96-18-4	1,2,3-Trichloropropane	1.0	U	1.0	0.44
526-73-8	1,2,3-Trimethylbenzene	5.0	U	5.0	0.47
120-82-1	1,2,4-Trichlorobenzene	1.0	U	1.0	0.32
95-63-6	1,2,4-Trimethylbenzene	1.0	U	1.0	0.41
96-12-8	1,2-Dibromo-3-Chloropropane	5.0	U	5.0	0.82
95-50-1	1,2-Dichlorobenzene	1.0	U	1.0	0.25
107-06-2	1,2-Dichloroethane	1.0	U	1.0	0.23
78-87-5	1,2-Dichloropropane	1.0	U	1.0	0.25
541-73-1	1,3-Dichlorobenzene	1.0	U	1.0	0.19
142-28-9	1,3-Dichloropropane	1.0	U	1.0	0.19
106-46-7	1,4-Dichlorobenzene	1.0	U	1.0	0.27
594-20-7	2,2-Dichloropropane	1.0	U	1.0	0.26
110-75-8	2-Chloroethyl vinyl ether	10	U	10	0.59
95-49-8	2-Chlorotoluene	1.0	U	1.0	0.40
591-78-6	2-Hexanone	5.0	U	5.0	0.48
108-86-1	Bromobenzene	1.0	U	1.0	0.35
74-97-5	Bromochloromethane	1.0	U	1.0	0.50
106-43-4	4-Chlorotoluene	1.0	U	1.0	0.29
99-87-6	p-Isopropyltoluene	1.0	U	1.0	0.43
67-64-1	Acetone	5.0	U	5.0	0.94
71-43-2	Benzene	1.0	U	1.0	0.35
75-25-2	Bromoform	1.0	U	1.0	0.56
74-83-9	Bromomethane	1.0	U	1.0	0.44
75-15-0	Carbon disulfide	1.0	U	1.0	0.38
56-23-5	Carbon tetrachloride	1.0	U	1.0	0.43
108-90-7	Chlorobenzene	1.0	U	1.0	0.25
75-00-3	Chloroethane	1.0	U	1.0	0.32

FORM I
GC/MS VOA ORGANICS ANALYSIS DATA SHEET

Lab Name: TestAmerica Canton | Job No.: 240-48848-1

SDG No.:

Client Sample ID: TB-033115 | Lab Sample ID: 240-48848-41

Matrix: Water | Lab File ID: UXR9604.D

Analysis Method: 8260C | Date Collected: 03/31/2015 00:00

Sample wt/vol: 5(mL) | Date Analyzed: 04/06/2015 14:32

Soil Aliquot Vol: | Dilution Factor: 1

Soil Extract Vol.: | GC Column: DB-624 ID: 0.18(mm)

% Moisture: | Level: (low/med) Low

Analysis Batch No.: 175236 | Units: ug/L

CAS NO.	COMPOUND NAME	RESULT	Q	RL	MDL
67-66-3	Chloroform	1.0	U	1.0	0.25
74-87-3	Chloromethane	1.0	U	1.0	0.44
156-59-2	cis-1,2-Dichloroethene	1.0	U	1.0	0.26
10061-01-5	cis-1,3-Dichloropropene	1.0	U	1.0	0.46
87-68-3	Hexachlorobutadiene	1.0	U	1.0	0.35
74-95-3	Dibromomethane	1.0	U	1.0	0.42
75-27-4	Bromodichloromethane	1.0	U	1.0	0.29
75-71-8	Dichlorodifluoromethane	1.0	U	1.0	0.32
100-41-4	Ethylbenzene	1.0	U	1.0	0.25
106-93-4	1,2-Dibromoethane	1.0	U	1.0	0.32
108-20-3	Diisopropyl ether	5.0	U	5.0	0.50
91-20-3	Naphthalene	1.0	U	1.0	0.45
179601-23-1	m-Xylene & p-Xylene	2.0	U	2.0	0.24
104-51-8	n-Butylbenzene	1.0	U	1.0	0.31
98-82-8	Isopropylbenzene	1.0	U	1.0	0.35
103-65-1	n-Propylbenzene	1.0	U	1.0	0.40
78-93-3	2-Butanone	5.0	U	5.0	0.53
108-10-1	4-Methyl-2-pentanone	5.0	U	5.0	0.99
135-98-8	sec-Butylbenzene	1.0	U	1.0	0.48
1634-04-4	Methyl tert-butyl ether	1.0	U	1.0	0.20
994-05-8	Tert-amyl-methyl ether (TAME)	5.0	U	5.0	0.30
75-09-2	Methylene Chloride	1.0	U	1.0	0.33
95-47-6	o-Xylene	1.0	U	1.0	0.25
100-42-5	Styrene	1.0	U	1.0	0.45
637-92-3	Ethyl-t-butyl ether (ETBE)	5.0	U	5.0	0.23
98-06-6	tert-Butylbenzene	1.0	U	1.0	0.41
127-18-4	Tetrachloroethene	1.0	U	1.0	0.31
108-88-3	Toluene	1.0	U	1.0	0.23
156-60-5	trans-1,2-Dichloroethene	1.0	U	1.0	0.30
10061-02-6	trans-1,3-Dichloropropene	1.0	U	1.0	0.56
79-01-6	Trichloroethene	1.0	U	1.0	0.22
75-69-4	Trichlorofluoromethane	1.0	U	1.0	0.49
108-05-4	Vinyl acetate	2.0	U	2.0	0.41
75-01-4	Vinyl chloride	0.50	U	0.50	0.29
75-65-0	tert-Butyl alcohol	20	U *	20	4.9
1330-20-7	Xylenes, Total	2.0	U	2.0	0.52

FORM I
GC/MS VOA ORGANICS ANALYSIS DATA SHEET

Lab Name: TestAmerica Canton | Job No.: 240-48848-1

SDG No.:

Client Sample ID: TB-033115 | Lab Sample ID: 240-48848-41

Matrix: Water | Lab File ID: UXR9604.D

Analysis Method: 8260C | Date Collected: 03/31/2015 00:00

Sample wt/vol: 5(mL) | Date Analyzed: 04/06/2015 14:32

Soil Aliquot Vol: | Dilution Factor: 1

Soil Extract Vol.: | GC Column: DB-624 ID: 0.18(mm)

% Moisture: | Level: (low/med) Low

Analysis Batch No.: 175236 | Units: ug/L

CAS NO.	COMPOUND NAME	RESULT	Q	RL	MDL
124-48-1	Dibromochloromethane	1.0	U	1.0	0.43

CAS NO.	SURROGATE	%REC	Q	LIMITS
17060-07-0	1,2-Dichloroethane-d4 (Surr)	100		63-129
460-00-4	4-Bromofluorobenzene (Surr)	81		66-120
2037-26-5	Toluene-d8 (Surr)	93		74-120
1868-53-7	Dibromofluoromethane (Surr)	99		75-121

FORM I
GC/MS VOA ORGANICS ANALYSIS DATA SHEET
TENTATIVELY IDENTIFIED COMPOUNDS

Lab Name: TestAmerica Canton Job No.: 240-48848-1

SDG No.:

Client Sample ID: TB-033115 Lab Sample ID: 240-48848-41

Matrix: Water Lab File ID: UXR9604.D

Analysis Method: 8260C Date Collected: 03/31/2015 00:00

Sample wt/vol: 5(mL) Date Analyzed: 04/06/2015 14:32

Soil Aliquot Vol: Dilution Factor: 1

Soil Extract Vol.: GC Column: DB-624 ID: 0.18(mm)

% Moisture: Level: (low/med) Low

Analysis Batch No.: 175236 Units: ug/L

Number TICs Found: 0 TIC Result Total: 0

CAS NO.	COMPOUND NAME	RT	RESULT	Q
	Tentatively Identified Compound		None	

FORM I-TIC 8260C

FORM I
GC/MS VOA ORGANICS ANALYSIS DATA SHEET
TARGETED TENATIVELY IDENTIFIED COMPOUNDS

Lab Name: TestAmerica Canton Job No.: 240-48848-1

SDG No.:

Client Sample ID: TB-033115 Lab Sample ID: 240-48848-41

Matrix: Water Lab File ID: UXR9604.D

Analysis Method: 8260C Date Collected: 03/31/2015 00:00

Sample wt/vol: 5(mL) Date Analyzed: 04/06/2015 14:32

Soil Aliquot Vol: Dilution Factor: 1

Soil Extract Vol.: GC Column: DB-624 ID: 0.18(mm)

% Moisture: Level: (low/med) Low

Analysis Batch No.: 175236 Units: ug/L

CAS NO.	COMPOUND NAME	RT	RESULT	Q
75-45-6	Chlorodifluoromethane TIC		1.0	U

LMC - MARTIN STATE AIRPORT
SDG 240-48848-1

SAMPLE IDENTIFICATION	MSA-MW-42B-033115
COMPOUND	TRICHLOROETHENE
COMPOUND AREA	623299
INTERNAL STANDARD AMOUNT (ng)	50
VOLUME WATER PURGED (ml)	5
DILUTION FACTOR	1
INTERNAL STANDARD AREA	1168567
AVERAGE RRF	0.2851
ml to µl	1000
ng to µg	1000
	18.7 µg/L

623299 x 50ng x 1 x 1000ml X 1µg /1168567 x 0.2851 x 5ml x 1L x 1000ng

Report Date: 06-Apr-2015 08:47:17 Chrom Revision: 2.2 13-Mar-2015 11:20:44

TestAmerica Canton
Target Compound Quantitation Report

Data File: \\NCCHROM\ChromData\A3UX17\20150403-42212.b\UXR9552.D
Lims ID: 240-48848-B-22 Lab Sample ID: 240-48848-22
Client ID: MSA-SW42B-033115
Sample Type: Client
Inject. Date: 03-Apr-2015 13:53:30 ALS Bottle#: 7 Worklist Smp#: 8
Purge Vol: 5.000 mL Dil. Factor: 1.0000
Sample Info: 240-0042212-008
Operator ID: 1644 Instrument ID: A3UX17

Method: \\NCCHROM\ChromData\A3UX17\20150403-42212.b\8260_17.m
Limit Group: MSV 8260DOD ICAL
Last Update: 06-Apr-2015 08:47:12 Calib Date: 17-Mar-2015 14:46:30
Integrator: RTE ID Type: Deconvolution ID
Quant Method: Internal Standard Quant By: Initial Calibration
Last ICal File: \\NCCHROM\ChromData\A3UX17\20150317-41579.b\UXR9064.D

Column 1 : DB-624 (0.18 mm) Det: MS SCAN
Process Host: XAWRK035

First Level Reviewer: williamsla Date: 03-Apr-2015 15:13:39

Compound	Sig	RT (min.)	Exp RT (min.)	Dlt RT (min.)	Q	Response	OnCol Amt ug/l	Flags
* 1 Fluorobenzene	96	5.763	5.763	0.000	98	1168567	10.0	
* 2 Chlorobenzene-d5	117	8.479	8.467	0.012	86	882409	10.0	
* 3 1,4-Dichlorobenzene-d4	152	10.720	10.720	0.000	95	471338	10.0	
$ 4 Dibromofluoromethane (Surr	113	5.182	5.182	0.000	94	266127	9.60	
$ 5 1,2-Dichloroethane-d4 (Sur	65	5.479	5.479	0.000	0	331251	10.2	
$ 6 Toluene-d8 (Surr)	98	7.151	7.139	0.012	94	1045271	9.48	
$ 7 4-Bromofluorobenzene (Surr	95	9.582	9.582	0.000	91	346454	8.24	
9 Dichlorodifluoromethane	85		1.648				ND	
10 Chloromethane	50		1.826				ND	
11 Vinyl chloride	62	1.945	1.945	0.000	98	126676	2.98	
12 Bromomethane	94		2.301				ND	
13 Chloroethane	64		2.407				ND	
15 Trichlorofluoromethane	101		2.668				ND	
19 1,1-Dichloroethene	96		3.178				ND	
20 1,1,2-Trichloro-1,2,2-trif	151		3.190				ND	
21 Acetone	43	3.238	3.238	0.000	99	101943	11.3	
23 Carbon disulfide	76		3.380				ND	
27 Methylene Chloride	84		3.641				ND	
28 2-Methyl-2-propanol	59	3.736	3.736	0.000	47	2196	1.31	
31 trans-1,2-Dichloroethene	96		3.878				ND	
30 Methyl tert-butyl ether	73		3.878				ND	
33 1,1-Dichloroethane	63		4.269				ND	
34 Vinyl acetate	43		4.293				ND	
35 Isopropyl ether	87		4.305				ND	
37 Tert-butyl ethyl ether	59		4.625				ND	
38 2,2-Dichloropropane	77		4.767				ND	
39 cis-1,2-Dichloroethene	96	4.779	4.779	0.000	81	220371	6.30	
40 2-Butanone (MEK)	43		4.779				ND	
44 Chlorobromomethane	128		4.981				ND	
46 Chloroform	83		5.040				ND	
47 1,1,1-Trichloroethane	97		5.206				ND	
50 Carbon tetrachloride	117		5.348				ND	

Compound	Sig	RT (min.)	Exp RT (min.)	Dlt RT (min.)	Q	Response	OnCol Amt ug/l	Flags
49 1,1-Dichloropropene	75		5.348				ND	
52 Benzene	78	5.538	5.526	0.012	92	17280	0.1373	
53 1,2-Dichloroethane	62		5.550				ND	
54 Tert-amyl methyl ether	73		5.597				ND	
57 Trichloroethene	130	6.084	6.084	0.000	97	623299	18.7	
60 1,2-Dichloropropane	63		6.285				ND	
62 Dibromomethane	93		6.392				ND	
64 Dichlorobromomethane	83		6.510				ND	
66 2-Chloroethyl vinyl ether	63		6.759				ND	
67 cis-1,3-Dichloropropene	75		6.902				ND	
68 4-Methyl-2-pentanone (MIBK	43		7.032				ND	
69 Toluene	91	7.210	7.210	0.000	99	64061	0.4967	
70 trans-1,3-Dichloropropene	75		7.400				ND	
73 Tetrachloroethene	164		7.696				ND	
75 1,3-Dichloropropane	76		7.720				ND	
76 2-Hexanone	43		7.779				ND	
78 Chlorodibromomethane	129		7.933				ND	
79 Ethylene Dibromide	107		8.052				ND	
81 Chlorobenzene	112	8.503	8.503	0.000	93	10738	0.1237	
82 1,1,1,2-Tetrachloroethane	131		8.574				ND	
83 Ethylbenzene	106	8.586	8.586	0.000	97	5797	0.1294	
84 m-Xylene & p-Xylene	106	8.692	8.692	0.000	98	28981	0.5141	
85 o-Xylene	106	9.084	9.084	0.000	95	8042	0.1433	
86 Styrene	104		9.096				ND	
87 Bromoform	173		9.285				ND	
89 Isopropylbenzene	105		9.428				ND	
91 1,1,2,2-Tetrachloroethane	83		9.712				ND	
92 Bromobenzene	156		9.748				ND	
94 1,2,3-Trichloropropane	110		9.772				ND	
95 N-Propylbenzene	120		9.819				ND	
96 2-Chlorotoluene	126		9.926				ND	
98 4-Chlorotoluene	126		10.021				ND	
99 tert-Butylbenzene	119		10.317				ND	
101 1,2,4-Trimethylbenzene	105	10.364	10.364	0.000	93	11526	0.1032	
102 sec-Butylbenzene	105		10.531				ND	
103 1,3-Dichlorobenzene	146	10.661	10.661	0.000	1	1443	0.0208	7
104 4-Isopropyltoluene	119		10.673				ND	
105 1,4-Dichlorobenzene	146	10.744	10.744	0.000	91	9403	0.1327	
106 1,2,3-Trimethylbenzene	105		10.791				ND	
108 n-Butylbenzene	91		11.076				ND	
109 1,2-Dichlorobenzene	146		11.123				ND	
111 1,2-Dibromo-3-Chloropropan	157		11.906				ND	
113 1,2,4-Trichlorobenzene	180	12.724	12.724	0.000	90	8039	0.1996	
114 Hexachlorobutadiene	225		12.890				ND	
115 Naphthalene	128		12.997				ND	
116 1,2,3-Trichlorobenzene	180		13.258				ND	
S 130 Xylenes, Total	106				0		0.6573	
T 127 Chlorodifluoromethane TIC	51		1.630				ND	

Appendix C

Support Documentation

lorth Canton
101 Shuffel Street, N. W.
orth Canton, OH 44720
hone 330.497.9396 fax 330.497.0772

4.2/C4.7
1.6C2.1

Chain of Custody Record

TestAmerica
THE LEADER IN ENVIRONMENTAL TESTING

TestAmerica Laboratories, Inc.

Client Contact	Project Manager: Tony Apanavage	Site Contact: Tony Apanavage	Date: 3/31/2015	COC No:
etra Tech	Tel/Fax: 301-233-8230 (cell)	Lab Contact: John McFadden	Carrier: Fedex	1 of 4 COCs
0251 Century Blvd, Suite 200	Analysis Turnaround Time			Job No. 112IC07335.07
Germantown, MD 20874	Calendar (C) or Work Days (W) _____			
301) 528-3021 Phone	TAT if different from Below STANDARD			
301) 528-3000 FAX	☐ 2 weeks			SDG No.
Project Name: MSA Surface Water Sampling	☐ 1 week			
Site: MSA Frog Mortar Creek	☐ 2 days			
PO#	☐ 1 day			Sampler: Mullis

Sample Identification	Sample Date	Sample Time	Sample Type	Matrix	# of Cont.	Filtered Sample	VOCs	Dissolved Metals	Hardness	Sample Specific Notes:
MSA-SW37A-033115	3/31/2015	1231	SW	Water	4	x	x	x	x	
MSA-SW37B-033115	3/31/2015	1235	SW	Water	4	x	x	x	x	
MSA-SW37C-033115	3/31/2015	1238	SW	Water	4	x	x	x	x	
MSA-SW37D-033115	3/31/2015	1243	SW	Water	4	x	x	x	x	
MSA-SW38A-033115	3/31/2015	1134	SW	Water	4	x	x	x	x	
MSA-SW38B-033115	3/31/2015	1140	SW	Water	4	x	x	x	x	
MSA-SW38C-033115	3/31/2015	1142	SW	Water	4	x	x	x	x	
MSA-SW38D-033115	3/31/2015	1148	SW	Water	4	x	x	x	x	
MSA-SW39A-033115	3/31/2015	0941	SW	Water	4	x	x	x	x	
MSA-SW39B-033115	3/31/2015	0949	SW	Water	4	x	x	x	x	
MSA-SW39C-033115	3/31/2015	0953	SW	Water	4	x	x	x	x	
MSA-SW39D-033115	3/31/2015	0957	SW	Water	4	x	x	x	x	

Preservation Used: 1= Ice, 2= HCl; 3= H2SO4; 4=HNO3; 5=NaOH; 6= Other _____

Possible Hazard Identification
☒ *Non-Hazard* ☐ *Flammable* ☐ *Skin Irritant* *Poison B* ☐ *Unknown* ☐

Sample Disposal (A fee may be assessed if samples are retained longer than 1 month)
☐ *Return To Client* ☒ *Disposal By Lab* ☐ *Archive For* _____ *Months*

Special Instructions/QC Requirements & Comments: **DISSOLVED METALS FILTERED IN FIELD**

Relinquished by:	Company:	Date/Time:	Received by:	Company:	Date/Time:
	Tetra Tech	3/31/15 1500		TA	4/1/15 950
Relinquished by:	Company:	Date/Time:	Received by:	Company:	Date/Time:
Relinquished by:	Company:	Date/Time:	Received by:	Company:	Date/Time:

Form No. CA-C-WI-002, Rev. 2, dated 03/06/2012

North Canton
4101 Shuffel Street, N. W.

North Canton, OH 44720
phone 330.497.9396 fax 330.497.0772

Chain of Custody Record

TestAmerica
THE LEADER IN ENVIRONMENTAL TESTING

TestAmerica Laboratories, Inc.

Client Contact	Project Manager: Tony Apanavage	Site Contact: Tony Apanavage	Date: 3/31/2015	COC No:
Tetra Tech	Tel/Fax: 301-233-8230 (cell)	Lab Contact: Pat Omeara	Carrier: Fedex	2 of 4 COCs
20251 Century Blvd, Suite 200	Analysis Turnaround Time			Job No. 112IC07335.07
Germantown, MD 20874	Calendar (C) or Work Days (W) _____			
(301) 528-3021 Phone	TAT if different from Below STANDARD			
(301) 528-3000 FAX	☐ 2 weeks			SDG No.
Project Name: MSA Surface Water Sampling	☐ 1 week			
Site: MSA Frog Mortar Creek	☐ 2 days			
P O #	☐ 1 day			Sampler: Mullis

Sample Identification	Sample Date	Sample Time	Sample Type	Matrix	# of Cont.	Filtered Sample	VOCs	Dissolved Metals	Hardness	Sample Specific Notes:
MSA-SW40A-033115	3/31/2015	1156	SW	Water	4	x	x	x	x	
MSA-SW40B-033115	3/31/2015	1159	SW	Water	4	x	x	x	x	
MSA-SW40C-033115	3/31/2015	1202	SW	Water	4	x	x	x	x	
MSA-SW40D-033115	3/31/2015	1207	SW	Water	4	x	x	x	x	
MSA-SW41A-033115	3/31/2015	1114	SW	Water	4	x	x	x	x	
MSA-SW41B-033115	3/31/2015	1120	SW	Water	4	x	x	x	x	
MSA-SW41C-033115	3/31/2015	1123	SW	Water	4	x	x	x	x	
MSA-SW41D-033115	3/31/2015	1127	SW	Water	4	x	x	x	x	
MSA-SW42A-033115	3/31/2015	1212	SW	Water	4	x	x	x	x	
MSA-SW42B-033115	3/31/2015	1217	SW	Water	4	x	x	x	x	
MSA-SW42C-033115	3/31/2015	1221	SW	Water	4	x	x	x	x	
MSA-SW42D-033115	3/31/2015	1225	SW	Water	4	x	x	x	x	

Preservation Used: 1= Ice, 2= HCl; 3= H2SO4; 4=HNO3; 5=NaOH; 6= Other _____

Possible Hazard Identification
☒ *Non-Hazard* ☐ *Flammable* ☐ *Skin Irritant* *Poison B* ☐ *Unknown* ☐

Sample Disposal (A fee may be assessed if samples are retained longer than 1 month)
☐ *Return To Client* ☒ *Disposal By Lab* ☐ *Archive For* _____ *Months*

Special Instructions/QC Requirements & Comments: **DISSOLVED METALS FILTERED IN FIELD**

Relinquished by:	Company:	Date/Time:	Received by:	Company:	Date/Time:
	Tetra Tech	3/31/15 1500		TA	4-1-15 950
Relinquished by:	Company:	Date/Time:	Received by:	Company:	Date/Time:
Relinquished by:	Company:	Date/Time:	Received by:	Company:	Date/Time:

Form No. CA-C-WI-002, Rev. 2, dated 03/06/2012

North Canton
101 Shuffel Street, N. W.
North Canton, OH 44720
Phone 330.497.9396 fax 330.497.0772

Chain of Custody Record

TestAmerica
THE LEADER IN ENVIRONMENTAL TESTING
TestAmerica Laboratories, Inc.

Client Contact	Project Manager: Tony Apanavage	Site Contact: Tony Apanavage	Date: 3/31/2015	COC No:
Tetra Tech	Tel/Fax: 301-233-8230 (cell)	Lab Contact: Pat Omeara	Carrier: Fedex	3 of 4 COCs
20251 Century Blvd, Suite 200	Analysis Turnaround Time			Job No. 112IC07335.07
Germantown, MD 20874	Calendar (C) or Work Days (W) _____			
(301) 528-3021 Phone	TAT if different from Below STANDARD			
(301) 528-3000 FAX	☐ 2 weeks			SDG No.
Project Name: MSA Surface Water Sampling	☐ 1 week			
Site: MSA Frog Mortar Creek	☐ 2 days			
PO#	☐ 1 day			Sampler: Mullis

Sample Identification	Sample Date	Sample Time	Sample Type	Matrix	# of Cont.	Filtered Sample	VOCs	Dissolved Metals	Hardness	Sample Specific Notes:
MSA-SW43A-033115	3/31/2015	1052	SW	Water	4	x	x	x	x	
MSA-SW43B-033115	3/31/2015	1059	SW	Water	4	x	x	x	x	
MSA-SW43C-033115	3/31/2015	1104	SW	Water	4	x	x	x	x	
MSA-SW43D-033115	3/31/2015	1108	SW	Water	4	x	x	x	x	
MSA-SW44A-033115	3/31/2015	1032	SW	Water	4	x	x	x	x	
MSA-SW44B-033115	3/31/2015	1037	SW	Water	4	x	x	x	x	
MSA-SW44C-033115	3/31/2015	1041	SW	Water	4	x	x	x	x	
MSA-SW44D-033115	3/31/2015	1044	SW	Water	4	x	x	x	x	
MSA-SW45A-033115	3/31/2015	1006	SW	Water	4	x	x	x	x	
MSA-SW45B-033115	3/31/2015	1012	SW	Water	4	x	x	x	x	
MSA-SW45C-033115	3/31/2015	1018	SW	Water	4	x	x	x	x	
MSA-SW45D-033115	3/31/2015	1022	SW	Water	4	x	x	x	x	

Preservation Used: 1= Ice, 2= HCl; 3= H2SO4; 4=HNO3; 5=NaOH; 6= Other _____

Possible Hazard Identification
☒ *Non-Hazard* ☐ *Flammable* ☐ *Skin Irritant* *Poison B* ☐ *Unknown* ☐

Sample Disposal (A fee may be assessed if samples are retained longer than 1 month)
☐ *Return To Client* ☒ *Disposal By Lab* ☐ *Archive For* _____ *Months*

Special Instructions/QC Requirements & Comments: **DISSOLVED METALS FILTERED IN FIELD**

Relinquished by:	Company:	Date/Time:	Received by:	Company:	Date/Time:
[signature]	Tetra Tech	3/31/15 1500	[signature]	TA	4-1-15 950
Relinquished by:	Company:	Date/Time:	Received by:	Company:	Date/Time:
Relinquished by:	Company:	Date/Time:	Received by:	Company:	Date/Time:

Form No. CA-C-WI-002, Rev. 2, dated 03/06/2012

North Canton
4101 Shuffel Street, N. W.

North Canton, OH 44720
phone 330.497.9396 fax 330.497.0772

Chain of Custody Record

TestAmerica
THE LEADER IN ENVIRONMENTAL TESTING

TestAmerica Laboratories, Inc.

Client Contact	Project Manager: Tony Apanavage	Site Contact: Tony Apanavage	Date: 3/31/2015	COC No:
Tetra Tech	Tel/Fax: 301-233-8230 (cell)	Lab Contact: Pat Omeara	Carrier: Fedex	4 of 4 COCs
20251 Century Blvd, Suite 200	Analysis Turnaround Time			Job No. 112IC07335.07
Germantown, MD 20874	Calendar (C) or Work Days (W) _____			
(301) 528-3021 Phone	TAT if different from Below STANDARD			
(301) 528-3000 FAX	☐ 2 weeks			SDG No.
Project Name: MSA Surface Water Sampling	☐ 1 week			
Site: MSA Frog Mortar Creek	☐ 2 days			
P O #	☐ 1 day			Sampler: Mullis

Sample Identification	Sample Date	Sample Time	Sample Type	Matrix	# of Cont.	Filtered Sample	VOCs	Sample Specific Notes:
EL-SW01A-033115	3/31/2015	0918	SW	AQ	3		x	
EL-SW01B-033115	3/31/2015	0925	SW	AQ	3		x	
EL-SW01C-033115	3/31/2015	0928	SW	AQ	3		x	
EL-SW01D-033115	3/31/2015	0932	SW	AQ	3		x	
TB-033115	–	–	TB	AQ	3		x	

Page 1507 of 1510

Preservation Used: 1= Ice, 2= HCl; 3= H2SO4; 4=HNO3; 5=NaOH; 6= Other _____

Possible Hazard Identification
☒ *Non-Hazard* ☐ *Flammable* ☐ *Skin Irritant* *Poison B* ☐ *Unknown* ☐

Sample Disposal (A fee may be assessed if samples are retained longer than 1 month)
☐ *Return To Client* ☒ *Disposal By Lab* ☐ *Archive For* _____ *Months*

Special Instructions/QC Requirements & Comments: **DISSOLVED METALS FILTERED IN FIELD**

Relinquished by:	Company:	Date/Time:	Received by:	Company:	Date/Time:
[signature]	Tetra Tech	3/31/15 1500	[signature]	TA	4-2-15 950
Relinquished by:	Company:	Date/Time:	Received by:	Company:	Date/Time:
Relinquished by:	Company:	Date/Time:	Received by:	Company:	Date/Time:

TestAmerica Canton Sample Receipt Form/Narrative Login # : 488448
Canton Facility

Client Tetra tech Site Name _____ Cooler unpacked by:

Cooler Received on 4-1-15 Opened on 4-1-15

FedEx: 1st Grd Exp UPS FAS Stetson Client Drop Off TestAmerica Courier Other _____

Receipt After-hours: Drop-off Date/Time _____ Storage Location _____

TestAmerica Cooler # _____ Foam Box Client Cooler Box Other _____

Packing material used: Bubble Wrap Foam Plastic Bag None Other _____

COOLANT: Wet Ice Blue Ice Dry Ice Water None

1. Cooler temperature upon receipt
   - ~~IR GUN# A (CF +4.0 °C) Observed Cooler Temp. _____ °C Corrected Cooler Temp. _____ °C~~
   - IR GUN# 4 (CF +0.5 °C) Observed Cooler Temp. _____ °C Corrected Cooler Temp. _____ °C
   - ~~IR GUN# 5 (CF +0.4 °C) Observed Cooler Temp. _____ °C Corrected Cooler Temp. _____ °C~~
   - IR GUN# 8 (CF -1.2 °C) Observed Cooler Temp. _____ °C Corrected Cooler Temp. _____ °C

   ☑ See Multiple Cooler Form
2. Were custody seals on the outside of the cooler(s)? If Yes Quantity 2 Yes No
   - -Were custody seals on the outside of the cooler(s) signed & dated? Yes No NA
   - -Were custody seals on the bottle(s)? Yes No
3. Shippers' packing slip attached to the cooler(s)? Yes No
4. Did custody papers accompany the sample(s)? Yes No
5. Were the custody papers relinquished & signed in the appropriate place? Yes No
6. Was/were the sampler(s) clearly identified on the COC? Yes No
7. Did all bottles arrive in good condition (Unbroken)? Yes No
8. Could all bottle labels be reconciled with the COC? Yes No
9. Were correct bottle(s) used for the test(s) indicated? Yes No
10. Sufficient quantity received to perform indicated analyses? Yes No
11. Were sample(s) at the correct pH upon receipt? Yes No NA pH Strip Lot# HC425511
12. Were VOAs on the COC? Yes No
13. Were air bubbles >6 mm in any VOA vials? Yes No NA
14. Was a trip blank present in the cooler(s)? Trip Blank Lot # _____ Yes No

Contacted PM _____ Date _____ by _____ via Verbal Voice Mail Other

Concerning _____

14. CHAIN OF CUSTODY & SAMPLE DISCREPANCIES

Samples processed by:

15. SAMPLE CONDITION

Sample(s) _____ were received after the recommended holding time had expired.

Sample(s) _____ were received in a broken container.

Sample(s) _____ were received with bubble >6 mm in diameter. (Notify PM)

16. SAMPLE PRESERVATION

Sample(s) _____ were further preserved in the laboratory.

Time preserved: _____ Preservative(s) added/Lot number(s): _____

TestAmerica Multiple Cooler Receipt Form/Narrative Login # : 48948
Canton Facility

Cooler #	IR Gun #	Observed Temp °C	Corrected Temp °C	Coolant
Client	4	4.2	4.7	ice
1	1	1.6	2.1	1

Login Container Summary Report

Temperature readings: _____

Client Sample ID	Lab ID	Container Type	Container pH	Preservative Added (mls)	Lot #
MSA-SW37A-033115	240-48848-D-1	Plastic 500ml - w/ Nitric - Dis.	<2		
MSA-SW37B-033115	240-48848-D-2	Plastic 500ml - w/ Nitric - Dis.	<2		
MSA-SW37C-033115	240-48848-D-3	Plastic 500ml - w/ Nitric - Dis.	<2		
MSA-SW37D-033115	240-48848-D-4	Plastic 500ml - w/ Nitric - Dis.	<2		
MSA-SW38A-033115	240-48848-D-5	Plastic 500ml - w/ Nitric - Dis.	<2		
MSA-SW38B-033115	240-48848-D-6	Plastic 500ml - w/ Nitric - Dis.	<2		
MSA-SW38C-033115	240-48848-D-7	Plastic 500ml - w/ Nitric - Dis.	<2		
MSA-SW38D-033115	240-48848-D-8	Plastic 500ml - w/ Nitric - Dis.	<2		
MSA-SW39A-033115	240-48848-D-9	Plastic 500ml - w/ Nitric - Dis.	<2		
MSA-SW39B-033115	240-48848-D-10	Plastic 500ml - w/ Nitric - Dis.	<2		
MSA-SW39C-033115	240-48848-D-11	Plastic 500ml - w/ Nitric - Dis.	<2		
MSA-SW39D-033115	240-48848-D-12	Plastic 500ml - w/ Nitric - Dis.	<2		
MSA-SW40A-033115	240-48848-D-13	Plastic 500ml - w/ Nitric - Dis.	<2		
MSA-SW40B-033115	240-48848-D-14	Plastic 500ml - w/ Nitric - Dis.	<2		
MSA-SW40C-033115	240-48848-D-15	Plastic 500ml - w/ Nitric - Dis.	<2		
MSA-SW40D-033115	240-48848-D-16	Plastic 500ml - w/ Nitric - Dis.	<2		
MSA-SW41A-033115	240-48848-D-17	Plastic 500ml - w/ Nitric - Dis.	<2		
MSA-SW41B-033115	240-48848-D-18	Plastic 500ml - w/ Nitric - Dis.	<2		
MSA-SW41C-033115	240-48848-D-19	Plastic 500ml - w/ Nitric - Dis.	<2		
MSA-SW41D-033115	240-48848-D-20	Plastic 500ml - w/ Nitric - Dis.	<2		
MSA-SW42A-033115	240-48848-D-21	Plastic 500ml - w/ Nitric - Dis.	<2		
MSA-SW42B-033115	240-48848-D-22	Plastic 500ml - w/ Nitric - Dis.	<2		
MSA-SW42C-033115	240-48848-D-23	Plastic 500ml - w/ Nitric - Dis.	<2		
MSA-SW42D-033115	240-48848-D-24	Plastic 500ml - w/ Nitric - Dis.	<2		
MSA-SW43A-033115	240-48848-D-25	Plastic 500ml - w/ Nitric - Dis.	<2		
MSA-SW43B-033115	240-48848-D-26	Plastic 500ml - w/ Nitric - Dis.	<2		
MSA-SW43C-033115	240-48848-D-27	Plastic 500ml - w/ Nitric - Dis.	<2		
MSA-SW43D-033115	240-48848-D-28	Plastic 500ml - w/ Nitric - Dis.	<2		
MSA-SW44A-033115	240-48848-D-29	Plastic 500ml - w/ Nitric - Dis.	<2		
MSA-SW44B-033115	240-48848-D-30	Plastic 500ml - w/ Nitric - Dis.	<2		
MSA-SW44C-033115	240-48848-D-31	Plastic 500ml - w/ Nitric - Dis.	<2		
MSA-SW44D-033115	240-48848-D-32	Plastic 500ml - w/ Nitric - Dis.	<2		
MSA-SW45A-033115	240-48848-D-33	Plastic 500ml - w/ Nitric - Dis.	<2		
MSA-SW45B-033115	240-48848-D-34	Plastic 500ml - w/ Nitric - Dis.	<2		
MSA-SW45C-033115	240-48848-D-35	Plastic 500ml - w/ Nitric - Dis.	<2		
MSA-SW45D-033115	240-48848-D-36	Plastic 500ml - w/ Nitric - Dis.	<2		

CASE NARRATIVE

Client: Tetra Tech, Inc.

Project: MSA Surface Water Sampling

Report Number: 240-48848-1

With the exceptions noted as flags or footnotes, standard analytical protocols were followed in the analysis of the samples and no problems were encountered or anomalies observed. In addition all laboratory quality control samples were within established control limits, with any exceptions noted below. Each sample was analyzed to achieve the lowest possible reporting limit within the constraints of the method. In some cases, due to interference or analytes present at high concentrations, samples were diluted. For diluted samples, the reporting limits are adjusted relative to the dilution required.

TestAmerica Canton attests to the validity of the laboratory data generated by TestAmerica facilities reported herein. All analyses performed by TestAmerica facilities were done using established laboratory SOPs that incorporate QA/QC procedures described in the application methods. TestAmerica's operations groups have reviewed the data for compliance with the laboratory QA/QC plan, and data have been found to be compliant with laboratory protocols unless otherwise noted below.

The test results in this report meet all NELAP requirements for parameters for which accreditation is required or available. Any exceptions to NELAP requirements are noted in this report. Pursuant to NELAP, this report may not be reproduced, except in full, without the written approval of the laboratory.

Calculations are performed before rounding to avoid round-off errors in calculated results.

All holding times were met and proper preservation noted for the methods performed on these samples, unless otherwise detailed in the individual sections below.

This laboratory report is confidential and is intended for the sole use of TestAmerica and its client.

RECEIPT

The samples were received on 4/1/2015 9:50 AM; the samples arrived in good condition, properly preserved and, where required, on ice. The temperatures of the 2 coolers at receipt time were 2.1º C and 4.7º C.

VOLATILE ORGANIC COMPOUNDS (GCMS)

Samples MSA-SW37A-033115 (240-48848-1), MSA-SW37B-033115 (240-48848-2), MSA-SW37C-033115 (240-48848-3), MSA-SW37D-033115 (240-48848-4), MSA-SW38A-033115 (240-48848-5), MSA-SW38B-033115 (240-48848-6), MSA-SW38C-033115 (240-48848-7), MSA-SW38D-033115 (240-48848-8), MSA-SW39A-033115 (240-48848-9), MSA-SW39B-033115 (240-48848-10), MSA-SW39C-033115 (240-48848-11), MSA-SW39D-033115 (240-48848-12), MSA-SW40A-033115 (240-48848-13), MSA-SW40B-033115 (240-48848-14), MSA-SW40C-033115 (240-48848-15), MSA-SW40D-033115 (240-48848-16), MSA-SW41A-033115 (240-48848-17), MSA-SW41B-033115 (240-48848-18), MSA-SW41C-033115 (240-48848-19), MSA-SW41D-033115 (240-48848-20), MSA-SW42A-033115 (240-48848-21), MSA-SW42B-033115 (240-48848-22), MSA-SW42C-033115 (240-48848-23), MSA-SW42D-033115 (240-48848-24), MSA-SW43A-033115 (240-48848-25), MSA-SW43B-033115 (240-48848-26), MSA-SW43C-033115 (240-48848-27), MSA-SW43D-033115 (240-48848-28), MSA-SW44A-033115 (240-48848-29), MSA-SW44B-033115 (240-48848-30), MSA-SW44C-033115 (240-48848-31), MSA-SW44D-033115 (240-48848-32), MSA-SW45A-033115 (240-48848-33), MSA-SW45B-033115 (240-48848-34), MSA-SW45C-033115 (240-48848-35), MSA-SW45D-033115 (240-48848-36), EL-SW01A-033115 (240-48848-37), EL-SW01B-033115 (240-48848-38), EL-SW01C-033115 (240-48848-39), EL-SW01D-033115 (240-48848-40) and TB-033115 (240-48848-41) were analyzed for volatile organic compounds (GCMS) in accordance with EPA SW-846 Method 8260C. The samples were analyzed on 04/02/2015, 04/03/2015 and 04/06/2015.

Methylene Chloride was detected in method blank MB 240-174872/6 at a level that was above the method detection limit but below the reporting limit. The value should be considered an estimate, and has been flagged. If the associated sample reported a result above the MDL and/or RL, the result has been flagged.

2-Butanone was detected in method blank MB 240-175006/6 at a level that was above the method detection limit but below the reporting limit. The value should be considered an estimate, and has been flagged. If the associated sample reported a result above the MDL and/or RL, the result has been flagged. Methylene Chloride was detected in method blank MB 240-175236/6 at a level exceeding the reporting limit. If the associated sample reported a result above the MDL and/or RL, the result has been flagged.

The continuing calibration verification (CCV) for analytical batch 175006 exceeded control criteria for 2-Methyl-2-propanol. The samples associated with this CCV were non-detects for the affected 2-Methyl-2-propanol. In accordance with the laboratory SOP, a low level CCV at the reporting limit (labeled as an MRL) was analyzed and the affected compounds were detected; therefore the data has been reported. No further corrective action was required.MSA-SW37A-033115 (240-48848-1), MSA-SW37B-033115 (240-48848-2), MSA-SW37C-033115 (240-48848-3), MSA-SW37D-033115 (240-48848-4), MSA-SW38A-033115 (240-48848-5), MSA-SW38B-033115 (240-48848-6), MSA-SW38C-033115 (240-48848-7), MSA-SW38D-033115 (240-48848-8), MSA-SW39A-033115 (240-48848-9),

MSA-SW39B-033115 (240-48848-10), MSA-SW39C-033115 (240-48848-11), MSA-SW39D-033115 (240-48848-12), MSA-SW40A-033115 (240-48848-13), MSA-SW40B-033115 (240-48848-14), MSA-SW40C-033115 (240-48848-15), MSA-SW40D-033115 (240-48848-16), MSA-SW41A-033115 (240-48848-17), MSA-SW41B-033115 (240-48848-18), MSA-SW41C-033115 (240-48848-19), MSA-SW41D-033115 (240-48848-20), EL-SW01A-033115 (240-48848-37), EL-SW01B-033115 (240-48848-38), EL-SW01C-033115 (240-48848-39), EL-SW01D-033115 (240-48848-40), MSA-SW42A-033115 (240-48848-21), MSA-SW42B-033115 (240-48848-22), MSA-SW42C-033115 (240-48848-23), MSA-SW42D-033115 (240-48848-24), MSA-SW43A-033115 (240-48848-25), MSA-SW43B-033115 (240-48848-26), MSA-SW43C-033115 (240-48848-27), MSA-SW43D-033115 (240-48848-28), MSA-SW44A-033115 (240-48848-29), MSA-SW44B-033115 (240-48848-30), MSA-SW44C-033115 (240-48848-31), MSA-SW44D-033115 (240-48848-32), MSA-SW45A-033115 (240-48848-33), MSA-SW45B-033115 (240-48848-34), MSA-SW45C-033115 (240-48848-35), and MSA-SW45D-033115 (240-48848-36).

The continuing calibration verification (CCV) for analytical batch 175236 exceeded control criteria for multiple compounds. The samples associated with this CCV were non-detects for the affected analytes. In accordance with the laboratory SOP, a low level CCV at the reporting limit (labeled as an MRL) was analyzed and the affected compounds were detected; therefore the data has been reported. No further corrective action was required.TB-033115 (240-48848-41)

The laboratory control sample (LCS) for batch 175236 recovered outside control limits for the following analyte: 2-Methyl-2-propanol. 2-Methyl-2-propanol has been identified as a poor performing analyte when analyzed using this method; therefore, re-extraction/re-analysis was not performed.

The preservative used in the sample containers received is not compatible with the analytes requested. 2-Chloroethyl vinyl ether cannot be reliably recovered in an acid preserved sample.MSA-SW37A-033115 (240-48848-1), MSA-SW37B-033115 (240-48848-2), MSA-SW37C-033115 (240-48848-3), MSA-SW37D-033115 (240-48848-4), MSA-SW38A-033115 (240-48848-5), MSA-SW38B-033115 (240-48848-6), MSA-SW38C-033115 (240-48848-7), MSA-SW38D-033115 (240-48848-8), MSA-SW39A-033115 (240-48848-9), MSA-SW39B-033115 (240-48848-10), MSA-SW39C-033115 (240-48848-11), MSA-SW39D-033115 (240-48848-12), MSA-SW40A-033115 (240-48848-13), MSA-SW40B-033115 (240-48848-14), MSA-SW40C-033115 (240-48848-15), MSA-SW40D-033115 (240-48848-16), MSA-SW41A-033115 (240-48848-17), MSA-SW41B-033115 (240-48848-18), MSA-SW41C-033115 (240-48848-19), MSA-SW41D-033115 (240-48848-20)

The preservative used in the sample containers received is not compatible with the analytes requested. 2-Chloroethyl vinyl ether cannot be reliably recovered in an acid preserved sample: MSA-SW42A-033115 (240-48848-21), MSA-SW42B-033115 (240-48848-22), MSA-SW42C-033115 (240-48848-23), MSA-SW42D-033115 (240-48848-24), MSA-SW43A-033115 (240-48848-25), MSA-SW43B-033115 (240-48848-26), MSA-SW43C-033115 (240-48848-27), MSA-SW43D-033115 (240-48848-28), MSA-SW44A-033115 (240-48848-29), MSA-SW44B-033115 (240-48848-30), MSA-SW44C-033115 (240-48848-31), MSA-SW44D-033115 (240-48848-32), MSA-SW45A-033115 (240-48848-33), MSA-SW45B-033115 (240-48848-34), MSA-SW45C-033115 (240-48848-35), MSA-SW45D-033115 (240-48848-36), EL-SW01A-033115 (240-48848-37), EL-SW01B-033115 (240-48848-38), EL-SW01C-033115 (240-48848-39), EL-SW01D-033115 (240-48848-40), and TB-033115 (240-48848-41).

No additional analytical or quality issues were noted, other than those described above or in the Definitions/Glossary page.

DISSOLVED METALS (ICPMS)

Samples MSA-SW37A-033115 (240-48848-1), MSA-SW37B-033115 (240-48848-2), MSA-SW37C-033115 (240-48848-3), MSA-SW37D-033115 (240-48848-4), MSA-SW38A-033115 (240-48848-5), MSA-SW38B-033115 (240-48848-6), MSA-SW38C-033115 (240-48848-7), MSA-SW38D-033115 (240-48848-8), MSA-SW39A-033115 (240-48848-9), MSA-SW39B-033115 (240-48848-10), MSA-SW39C-033115 (240-48848-11), MSA-SW39D-033115 (240-48848-12), MSA-SW40A-033115 (240-48848-13), MSA-SW40B-033115 (240-48848-14), MSA-SW40C-033115 (240-48848-15), MSA-SW40D-033115 (240-48848-16), MSA-SW41A-033115 (240-48848-17), MSA-SW41B-033115 (240-48848-18), MSA-SW41C-033115 (240-48848-19), MSA-SW41D-033115 (240-48848-20), MSA-SW42A-033115 (240-48848-21), MSA-SW42B-033115 (240-48848-22), MSA-SW42C-033115 (240-48848-23), MSA-SW42D-033115 (240-48848-24), MSA-SW43A-033115 (240-48848-25), MSA-SW43B-033115 (240-48848-26), MSA-SW43C-033115 (240-48848-27), MSA-SW43D-033115 (240-48848-28), MSA-SW44A-033115 (240-48848-29), MSA-SW44B-033115 (240-48848-30), MSA-SW44C-033115 (240-48848-31), MSA-SW44D-033115 (240-48848-32), MSA-SW45A-033115 (240-48848-33), MSA-SW45B-033115 (240-48848-34), MSA-SW45C-033115 (240-48848-35) and MSA-SW45D-033115 (240-48848-36) were analyzed for dissolved metals (ICPMS) in accordance with EPA SW-846 Method 6020. The samples were prepared on 04/02/2015 and analyzed on 04/06/2015.

Several analytes were detected in method blank MB 240-174785/1-A at levels that were above the method detection limit but below the reporting limit. The values should be considered estimates, and have been flagged. If the associated sample reported a result above the MDL and/or RL, the result has been flagged.

Arsenic, Cadmium and Chromium were detected in method blank MB 240-174788/1-A at levels that were above the method detection limit but below the reporting limit. The values should be considered estimates, and have been flagged. If the associated sample reported a result above the MDL and/or RL, the result has been flagged.

The continuing calibration verification (CCV) associated with batch 175354 recovered above the upper control limit for Beryllium. The samples associated with this CCV were non-detects for the affected analytes; therefore, the data have been reported. The following samples are impacted: MSA-SW40C-033115 (240-48848-15), MSA-SW40D-033115 (240-48848-16), MSA-SW41A-033115 (240-48848-17), MSA-SW41B-033115 (240-48848-18), MSA-SW41C-033115 (240-48848-19), MSA-SW41D-033115 (240-48848-20), MSA-SW42A-033115 (240-48848-21), MSA-SW42B-033115 (240-48848-22), MSA-SW42C-033115 (240-48848-23), MSA-SW42D-033115 (240-48848-24), MSA-SW43A-033115 (240-48848-25), MSA-SW43B-033115 (240-48848-26),

MSA-SW43C-033115 (240-48848-27), MSA-SW43D-033115 (240-48848-28), MSA-SW44A-033115 (240-48848-29), MSA-SW44B-033115 (240-48848-30), MSA-SW44C-033115 (240-48848-31), MSA-SW44D-033115 (240-48848-32), MSA-SW45A-033115 (240-48848-33), MSA-SW45B-033115 (240-48848-34), MSA-SW45C-033115 (240-48848-35), and MSA-SW45D-033115 (240-48848-36).

No additional analytical or quality issues were noted, other than those described above or in the Definitions/Glossary page.

DISSOLVED MERCURY (CVAA)

Samples MSA-SW37A-033115 (240-48848-1), MSA-SW37B-033115 (240-48848-2), MSA-SW37C-033115 (240-48848-3), MSA-SW37D-033115 (240-48848-4), MSA-SW38A-033115 (240-48848-5), MSA-SW38B-033115 (240-48848-6), MSA-SW38C-033115 (240-48848-7), MSA-SW38D-033115 (240-48848-8), MSA-SW39A-033115 (240-48848-9), MSA-SW39B-033115 (240-48848-10), MSA-SW39C-033115 (240-48848-11), MSA-SW39D-033115 (240-48848-12), MSA-SW40A-033115 (240-48848-13), MSA-SW40B-033115 (240-48848-14), MSA-SW40C-033115 (240-48848-15), MSA-SW40D-033115 (240-48848-16), MSA-SW41A-033115 (240-48848-17), MSA-SW41B-033115 (240-48848-18), MSA-SW41C-033115 (240-48848-19), MSA-SW41D-033115 (240-48848-20), MSA-SW42A-033115 (240-48848-21), MSA-SW42B-033115 (240-48848-22), MSA-SW42C-033115 (240-48848-23), MSA-SW42D-033115 (240-48848-24), MSA-SW43A-033115 (240-48848-25), MSA-SW43B-033115 (240-48848-26), MSA-SW43C-033115 (240-48848-27), MSA-SW43D-033115 (240-48848-28), MSA-SW44A-033115 (240-48848-29), MSA-SW44B-033115 (240-48848-30), MSA-SW44C-033115 (240-48848-31), MSA-SW44D-033115 (240-48848-32), MSA-SW45A-033115 (240-48848-33), MSA-SW45B-033115 (240-48848-34), MSA-SW45C-033115 (240-48848-35) and MSA-SW45D-033115 (240-48848-36) were analyzed for dissolved mercury (CVAA) in accordance with EPA SW-846 Methods 7470A. The samples were prepared on 04/02/2015 and analyzed on 04/06/2015.

No analytical or quality issues were noted, other than those described above or in the Definitions/Glossary page.

DISSOLVED HARDNESS (AS CACO3) BY CALCULATION

Samples MSA-SW37A-033115 (240-48848-1), MSA-SW37B-033115 (240-48848-2), MSA-SW37C-033115 (240-48848-3), MSA-SW37D-033115 (240-48848-4), MSA-SW38A-033115 (240-48848-5), MSA-SW38B-033115 (240-48848-6), MSA-SW38C-033115 (240-48848-7), MSA-SW38D-033115 (240-48848-8), MSA-SW39A-033115 (240-48848-9), MSA-SW39B-033115 (240-48848-10), MSA-SW39C-033115 (240-48848-11), MSA-SW39D-033115 (240-48848-12), MSA-SW40A-033115 (240-48848-13), MSA-SW40B-033115 (240-48848-14), MSA-SW40C-033115 (240-48848-15), MSA-SW40D-033115 (240-48848-16), MSA-SW41A-033115 (240-48848-17), MSA-SW41B-033115 (240-48848-18), MSA-SW41C-033115 (240-48848-19), MSA-SW41D-033115 (240-48848-20), MSA-SW42A-033115 (240-48848-21), MSA-SW42B-033115 (240-48848-22), MSA-SW42C-033115 (240-48848-23), MSA-SW42D-033115 (240-48848-24), MSA-SW43A-033115 (240-48848-25), MSA-SW43B-033115 (240-48848-26), MSA-SW43C-033115 (240-48848-27), MSA-SW43D-033115 (240-48848-28), MSA-SW44A-033115 (240-48848-29), MSA-SW44B-033115 (240-48848-30), MSA-SW44C-033115 (240-48848-31), MSA-SW44D-033115 (240-48848-32), MSA-SW45A-033115 (240-48848-33), MSA-SW45B-033115 (240-48848-34), MSA-SW45C-033115 (240-48848-35) and MSA-SW45D-033115 (240-48848-36) were analyzed for dissolved hardness (as CaCO3) by calculation in accordance with SM 2340B. The samples were analyzed on 04/08/2015.

No analytical or quality issues were noted, other than those described above or in the Definitions/Glossary page.

Qualifiers

GC/MS VOA

Qualifier	Qualifier Description
U	Indicates the analyte was analyzed for but not detected.
J	Result is less than the RL but greater than or equal to the MDL and the concentration is an approximate value.
F1	MS and/or MSD Recovery exceeds the control limits
*	LCS or LCSD exceeds the control limits

GC/MS VOA TICs

Qualifier	Qualifier Description
U	Indicates the analyte was analyzed for but not detected.
J	Indicates an Estimated Value for TICs
N	This flag indicates the presumptive evidence of a compound.
T	Result is a tentatively identified compound (TIC) and an estimated value.
J	Result is less than the RL but greater than or equal to the MDL and the concentration is an approximate value.

Metals

Qualifier	Qualifier Description
U	Indicates the analyte was analyzed for but not detected.
B	Compound was found in the blank and sample.
J	Result is less than the RL but greater than or equal to the MDL and the concentration is an approximate value.
4	MS, MSD: The analyte present in the original sample is greater than 4 times the matrix spike concentration; therefore, control limits are not applicable.
^	ICV,CCV,ICB,CCB, ISA, ISB, CRI, CRA, DLCK or MRL standard: Instrument related QC exceeds the control limits.

Glossary

Abbreviation	These commonly used abbreviations may or may not be present in this report.
¤	Listed under the "D" column to designate that the result is reported on a dry weight basis
%R	Percent Recovery
CFL	Contains Free Liquid
CNF	Contains no Free Liquid
DER	Duplicate error ratio (normalized absolute difference)
Dil Fac	Dilution Factor
DL, RA, RE, IN	Indicates a Dilution, Re-analysis, Re-extraction, or additional Initial metals/anion analysis of the sample
DLC	Decision level concentration
MDA	Minimum detectable activity
EDL	Estimated Detection Limit
MDC	Minimum detectable concentration
MDL	Method Detection Limit
ML	Minimum Level (Dioxin)
NC	Not Calculated
ND	Not detected at the reporting limit (or MDL or EDL if shown)
PQL	Practical Quantitation Limit
QC	Quality Control
RER	Relative error ratio
RL	Reporting Limit or Requested Limit (Radiochemistry)
RPD	Relative Percent Difference, a measure of the relative difference between two points
TEF	Toxicity Equivalent Factor (Dioxin)
TEQ	Toxicity Equivalent Quotient (Dioxin)

Method Summary

Client: Tetra Tech, Inc.
Project/Site: MSA Surface Water Sampling

TestAmerica Job ID: 240-48848-1

Method	Method Description	Protocol	Laboratory
8260C	Volatile Organic Compounds by GC/MS	SW846	TAL CAN
6020	Metals (ICP/MS)	SW846	TAL CAN
7470A	Mercury (CVAA)	SW846	TAL CAN
SM 2340B	Total Hardness (as CaCO3) by calculation	SM	TAL CAN

Protocol References:

SM = "Standard Methods For The Examination Of Water And Wastewater",

SW846 = "Test Methods For Evaluating Solid Waste, Physical/Chemical Methods", Third Edition, November 1986 And Its Updates.

Laboratory References:

TAL CAN = TestAmerica Canton, 4101 Shuffel Street NW, North Canton, OH 44720, TEL (330)497-9396

Sample Summary

Client: Tetra Tech, Inc.
Project/Site: MSA Surface Water Sampling

TestAmerica Job ID: 240-48848-1

Lab Sample ID	Client Sample ID	Matrix	Collected	Received
240-48848-1	MSA-SW37A-033115	Water	03/31/15 12:31	04/01/15 09:50
240-48848-2	MSA-SW37B-033115	Water	03/31/15 12:35	04/01/15 09:50
240-48848-3	MSA-SW37C-033115	Water	03/31/15 12:38	04/01/15 09:50
240-48848-4	MSA-SW37D-033115	Water	03/31/15 12:43	04/01/15 09:50
240-48848-5	MSA-SW38A-033115	Water	03/31/15 11:34	04/01/15 09:50
240-48848-6	MSA-SW38B-033115	Water	03/31/15 11:40	04/01/15 09:50
240-48848-7	MSA-SW38C-033115	Water	03/31/15 11:42	04/01/15 09:50
240-48848-8	MSA-SW38D-033115	Water	03/31/15 11:48	04/01/15 09:50
240-48848-9	MSA-SW39A-033115	Water	03/31/15 09:41	04/01/15 09:50
240-48848-10	MSA-SW39B-033115	Water	03/31/15 09:49	04/01/15 09:50
240-48848-11	MSA-SW39C-033115	Water	03/31/15 09:53	04/01/15 09:50
240-48848-12	MSA-SW39D-033115	Water	03/31/15 09:57	04/01/15 09:50
240-48848-13	MSA-SW40A-033115	Water	03/31/15 11:56	04/01/15 09:50
240-48848-14	MSA-SW40B-033115	Water	03/31/15 11:59	04/01/15 09:50
240-48848-15	MSA-SW40C-033115	Water	03/31/15 12:02	04/01/15 09:50
240-48848-16	MSA-SW40D-033115	Water	03/31/15 12:07	04/01/15 09:50
240-48848-17	MSA-SW41A-033115	Water	03/31/15 11:14	04/01/15 09:50
240-48848-18	MSA-SW41B-033115	Water	03/31/15 11:20	04/01/15 09:50
240-48848-19	MSA-SW41C-033115	Water	03/31/15 11:23	04/01/15 09:50
240-48848-20	MSA-SW41D-033115	Water	03/31/15 11:27	04/01/15 09:50
240-48848-21	MSA-SW42A-033115	Water	03/31/15 12:12	04/01/15 09:50
240-48848-22	MSA-SW42B-033115	Water	03/31/15 12:17	04/01/15 09:50
240-48848-23	MSA-SW42C-033115	Water	03/31/15 12:21	04/01/15 09:50
240-48848-24	MSA-SW42D-033115	Water	03/31/15 12:25	04/01/15 09:50
240-48848-25	MSA-SW43A-033115	Water	03/31/15 10:52	04/01/15 09:50
240-48848-26	MSA-SW43B-033115	Water	03/31/15 10:59	04/01/15 09:50
240-48848-27	MSA-SW43C-033115	Water	03/31/15 11:04	04/01/15 09:50
240-48848-28	MSA-SW43D-033115	Water	03/31/15 11:08	04/01/15 09:50
240-48848-29	MSA-SW44A-033115	Water	03/31/15 10:32	04/01/15 09:50
240-48848-30	MSA-SW44B-033115	Water	03/31/15 10:37	04/01/15 09:50
240-48848-31	MSA-SW44C-033115	Water	03/31/15 10:41	04/01/15 09:50
240-48848-32	MSA-SW44D-033115	Water	03/31/15 10:44	04/01/15 09:50
240-48848-33	MSA-SW45A-033115	Water	03/31/15 10:06	04/01/15 09:50
240-48848-34	MSA-SW45B-033115	Water	03/31/15 10:12	04/01/15 09:50
240-48848-35	MSA-SW45C-033115	Water	03/31/15 10:18	04/01/15 09:50
240-48848-36	MSA-SW45D-033115	Water	03/31/15 10:22	04/01/15 09:50
240-48848-37	EL-SW01A-033115	Water	03/31/15 09:18	04/01/15 09:50
240-48848-38	EL-SW01B-033115	Water	03/31/15 09:25	04/01/15 09:50
240-48848-39	EL-SW01C-033115	Water	03/31/15 09:28	04/01/15 09:50
240-48848-40	EL-SW01D-033115	Water	03/31/15 09:32	04/01/15 09:50
240-48848-41	TB-033115	Water	03/31/15 00:00	04/01/15 09:50

FORM II
GC/MS VOA SURROGATE RECOVERY

Lab Name: TestAmerica Canton Job No.: 240-48848-1

SDG No.:

Matrix: Water Level: Low

GC Column (1): DB-624 ID: 0.18 (mm)

Client Sample ID	Lab Sample ID	DBFM #	DCA #	TOL #	BFB #
MSA-SW37A-033115	240-48848-1	97	98	95	81
MSA-SW37B-033115	240-48848-2	94	99	93	87
MSA-SW37C-033115	240-48848-3	97	102	92	82
MSA-SW37D-033115	240-48848-4	98	106	92	82
MSA-SW38A-033115	240-48848-5	96	101	94	86
MSA-SW38B-033115	240-48848-6	97	101	93	82
MSA-SW38C-033115	240-48848-7	95	101	93	79
MSA-SW38D-033115	240-48848-8	97	103	94	78
MSA-SW39A-033115	240-48848-9	100	103	93	80
MSA-SW39B-033115	240-48848-10	100	104	94	83
MSA-SW39C-033115	240-48848-11	101	104	94	81
MSA-SW39D-033115	240-48848-12	102	104	94	81
MSA-SW40A-033115	240-48848-13	97	100	93	81
MSA-SW40B-033115	240-48848-14	102	105	91	79
MSA-SW40C-033115	240-48848-15	99	104	92	81
MSA-SW40D-033115	240-48848-16	102	103	91	78
MSA-SW41A-033115	240-48848-17	98	101	93	77
MSA-SW41B-033115	240-48848-18	99	101	92	81
MSA-SW41C-033115	240-48848-19	101	102	91	80
MSA-SW41D-033115	240-48848-20	101	106	92	82
MSA-SW42A-033115	240-48848-21	95	98	94	81
MSA-SW42B-033115	240-48848-22	96	102	95	82
MSA-SW42C-033115	240-48848-23	97	99	92	80
MSA-SW42D-033115	240-48848-24	100	102	91	81
MSA-SW43A-033115	240-48848-25	98	101	92	80
MSA-SW43B-033115	240-48848-26	100	102	93	83
MSA-SW43C-033115	240-48848-27	100	105	93	80
MSA-SW43D-033115	240-48848-28	99	99	90	80
MSA-SW44A-033115	240-48848-29	99	104	91	80
MSA-SW44B-033115	240-48848-30	101	103	91	79
MSA-SW44C-033115	240-48848-31	100	102	91	79
MSA-SW44D-033115	240-48848-32	102	103	92	82
MSA-SW45A-033115	240-48848-33	101	103	90	80
MSA-SW45B-033115	240-48848-34	102	103	91	78
MSA-SW45C-033115	240-48848-35	102	101	90	81

	QC LIMITS
DBFM = Dibromofluoromethane (Surr)	75-121
DCA = 1,2-Dichloroethane-d4 (Surr)	63-129
TOL = Toluene-d8 (Surr)	74-120
BFB = 4-Bromofluorobenzene (Surr)	66-120

Column to be used to flag recovery values

FORM II 8260C

FORM II
GC/MS VOA SURROGATE RECOVERY

Lab Name: TestAmerica Canton Job No.: 240-48848-1

SDG No.:

Matrix: Water Level: Low

GC Column (1): DB-624 ID: 0.18 (mm)

Client Sample ID	Lab Sample ID	DBFM #	DCA #	TOL #	BFB #
MSA-SW45D-033115	240-48848-36	100	102	91	81
EL-SW01A-033115	240-48848-37	102	102	90	79
EL-SW01B-033115	240-48848-38	101	103	92	82
EL-SW01C-033115	240-48848-39	100	101	91	82
EL-SW01D-033115	240-48848-40	101	104	92	80
TB-033115	240-48848-41	99	100	93	81
	MB 240-174872/6	94	102	96	83
	MB 240-175006/6	97	100	93	81
	MB 240-175236/6	97	98	91	80
	LCS 240-174872/4	91	89	100	97
	LCS 240-175006/4	89	88	99	96
	LCS 240-175236/4	89	86	99	98
MSA-SW37A-033115 MS	240-48848-1 MS	89	90	102	97
MSA-SW42A-033115 MS	240-48848-21 MS	90	90	98	98
	240-48885-B-1 MS	94	89	97	101
MSA-SW37A-033115 MSD	240-48848-1 MSD	90	90	99	97
MSA-SW42A-033115 MSD	240-48848-21 MSD	91	87	97	98
	240-48885-B-1 MSD	90	87	98	99

	QC LIMITS
DBFM = Dibromofluoromethane (Surr)	75-121
DCA = 1,2-Dichloroethane-d4 (Surr)	63-129
TOL = Toluene-d8 (Surr)	74-120
BFB = 4-Bromofluorobenzene (Surr)	66-120

Column to be used to flag recovery values

FORM II 8260C

FORM VIII
GC/MS VOA INTERNAL STANDARD AREA AND RETENTION TIME SUMMARY

Lab Name: TestAmerica Canton Job No.: 240-48848-1

SDG No.:

Sample No.: STD8260 240-172366/4 Date Analyzed: 03/17/2015 09:14

Instrument ID: A3UX17 GC Column: DB-624 ID: 0.18(mm)

Lab File ID (Standard): UXR9054.D Heated Purge: (Y/N) N

Calibration ID: 27402

		FB		CBZ		DCB	
		AREA #	RT #	AREA #	RT #	AREA #	RT #
INITIAL CALIBRATION MID-POINT		1712619	5.76	1226801	8.47	782050	10.72
UPPER LIMIT		3425238	6.26	2453602	8.97	1564100	11.22
LOWER LIMIT		856310	5.26	613401	7.97	391025	10.22
LAB SAMPLE ID	CLIENT SAMPLE ID						
ICV 240-172366/8		1685063	5.76	1224776	8.47	774225	10.72
CCVIS 240-174872/2		1384852	5.76	1000813	8.47	588626	10.72
CCVIS 240-175006/2		1339848	5.76	952857	8.47	561820	10.72
CCVIS 240-175236/2		1261865	5.76	896226	8.47	531582	10.72

FB = Fluorobenzene
CBZ = Chlorobenzene-d5
DCB = 1,4-Dichlorobenzene-d4

Area Limit = 50%-200% of internal standard area
RT Limit = ± 0.5 minutes of internal standard RT

Column used to flag values outside QC limits

FORM VIII 8260C

FORM VIII
GC/MS VOA INTERNAL STANDARD AREA AND RETENTION TIME SUMMARY

Lab Name: TestAmerica Canton Job No.: 240-48848-1

SDG No.:

Sample No.: CCVIS 240-174872/2 Date Analyzed: 04/02/2015 13:49

Instrument ID: A3UX17 GC Column: DB-624 ID: 0.18(mm)

Lab File ID (Standard): UXR9519.D Heated Purge: (Y/N) N

Calibration ID: 27404

		FB		CBZ		DCB	
		AREA #	RT #	AREA #	RT #	AREA #	RT #
12/24 HOUR STD		1384852	5.76	1000813	8.47	588626	10.72
UPPER LIMIT		2769704	6.26	2001626	8.97	1177252	11.22
LOWER LIMIT		692426	5.26	500407	7.97	294313	10.22
LAB SAMPLE ID	CLIENT SAMPLE ID						
CCV 240-174872/3		1312051	5.76	1006446	8.47	496191	10.72
LCS 240-174872/4		1327848	5.76	982707	8.47	579463	10.72
MB 240-174872/6		1275393	5.76	946335	8.47	501095	10.72
240-48848-1	MSA-SW37A-033115	1236711	5.76	914632	8.47	489636	10.72
240-48848-2	MSA-SW37B-033115	1215006	5.76	908635	8.48	516386	10.72
240-48848-3	MSA-SW37C-033115	1177819	5.76	904466	8.47	482460	10.72
240-48848-4	MSA-SW37D-033115	1173762	5.76	889843	8.48	478446	10.72
240-48848-5	MSA-SW38A-033115	1184676	5.76	872988	8.48	476534	10.72
240-48848-6	MSA-SW38B-033115	1170966	5.76	890691	8.48	480308	10.72
240-48848-7	MSA-SW38C-033115	1143173	5.76	862102	8.48	456099	10.72
240-48848-8	MSA-SW38D-033115	1170252	5.76	874584	8.48	453502	10.72
240-48848-9	MSA-SW39A-033115	1118735	5.76	865717	8.47	459346	10.72
240-48848-10	MSA-SW39B-033115	1108163	5.76	840844	8.47	476149	10.72
240-48848-11	MSA-SW39C-033115	1118442	5.76	835651	8.47	451279	10.72
240-48848-12	MSA-SW39D-033115	1086309	5.76	848705	8.48	439371	10.72
240-48848-13	MSA-SW40A-033115	1142240	5.76	856416	8.47	450511	10.72
240-48848-14	MSA-SW40B-033115	1117259	5.76	850933	8.47	437828	10.72
240-48848-15	MSA-SW40C-033115	1111790	5.76	855484	8.47	463171	10.72
240-48848-16	MSA-SW40D-033115	1080063	5.76	836038	8.47	439141	10.72
240-48848-17	MSA-SW41A-033115	1098848	5.76	834290	8.48	425435	10.72
240-48848-18	MSA-SW41B-033115	1090870	5.76	837421	8.48	442818	10.72
240-48848-19	MSA-SW41C-033115	1073004	5.76	835256	8.48	449553	10.72
240-48848-20	MSA-SW41D-033115	1106949	5.76	847913	8.47	446217	10.72
240-48848-1 MS	MSA-SW37A-033115 MS	1272487	5.76	899021	8.47	556296	10.72
240-48848-1 MSD	MSA-SW37A-033115 MSD	1308271	5.76	934738	8.47	568301	10.72

FB = Fluorobenzene
CBZ = Chlorobenzene-d5
DCB = 1,4-Dichlorobenzene-d4

Area Limit = 50%-200% of internal standard area
RT Limit = ± 0.5 minutes of internal standard RT

Column used to flag values outside QC limits

FORM VIII 8260C

FORM VIII
GC/MS VOA INTERNAL STANDARD AREA AND RETENTION TIME SUMMARY

Lab Name: TestAmerica Canton Job No.: 240-48848-1

SDG No.:

Sample No.: CCVIS 240-175006/2 Date Analyzed: 04/03/2015 11:36

Instrument ID: A3UX17 GC Column: DB-624 ID: 0.18(mm)

Lab File ID (Standard): UXR9546.D Heated Purge: (Y/N) N

Calibration ID: 27404

		FB		CBZ		DCB	
		AREA #	RT #	AREA #	RT #	AREA #	RT #
12/24 HOUR STD		1339848	5.76	952857	8.47	561820	10.72
UPPER LIMIT		2679696	6.26	1905714	8.97	1123640	11.22
LOWER LIMIT		669924	5.26	476429	7.97	280910	10.22
LAB SAMPLE ID	CLIENT SAMPLE ID						
CCV 240-175006/3		1237338	5.76	969257	8.47	484763	10.72
LCS 240-175006/4		1310297	5.76	952742	8.47	569869	10.72
MB 240-175006/6		1186121	5.76	902609	8.48	472268	10.72
240-48848-21	MSA-SW42A-033115	1179081	5.76	876501	8.47	472609	10.72
240-48848-22	MSA-SW42B-033115	1168567	5.76	882409	8.48	471338	10.72
240-48848-23	MSA-SW42C-033115	1154745	5.76	872036	8.48	455909	10.72
240-48848-24	MSA-SW42D-033115	1090923	5.76	845986	8.47	448163	10.72
240-48848-25	MSA-SW43A-033115	1107573	5.76	834597	8.47	436750	10.72
240-48848-26	MSA-SW43B-033115	1091521	5.76	841944	8.47	450435	10.72
240-48848-27	MSA-SW43C-033115	1111228	5.76	858596	8.48	449053	10.72
240-48848-28	MSA-SW43D-033115	1086195	5.76	838119	8.47	443001	10.72
240-48848-29	MSA-SW44A-033115	1081909	5.76	856476	8.47	445912	10.72
240-48848-30	MSA-SW44B-033115	1078456	5.76	832620	8.47	440716	10.72
240-48848-31	MSA-SW44C-033115	1075437	5.76	835247	8.47	438596	10.72
240-48848-32	MSA-SW44D-033115	1082953	5.76	825254	8.47	444564	10.72
240-48848-33	MSA-SW45A-033115	1060828	5.76	812001	8.47	425945	10.72
240-48848-34	MSA-SW45B-033115	1037495	5.76	816656	8.47	434336	10.72
240-48848-35	MSA-SW45C-033115	1056365	5.76	816570	8.47	432922	10.72
240-48848-36	MSA-SW45D-033115	1101141	5.76	838270	8.47	453802	10.72
240-48848-37	EL-SW01A-033115	1062202	5.76	814658	8.47	433970	10.72
240-48848-38	EL-SW01B-033115	1090690	5.76	831236	8.47	449280	10.72
240-48848-39	EL-SW01C-033115	1074954	5.76	823456	8.47	444427	10.72
240-48848-40	EL-SW01D-033115	1060377	5.76	824717	8.47	437625	10.72
240-48848-21 MS	MSA-SW42A-033115 MS	1196606	5.76	862174	8.47	545062	10.72
240-48848-21 MSD	MSA-SW42A-033115 MSD	1237362	5.76	883957	8.47	559039	10.72

FB = Fluorobenzene
CBZ = Chlorobenzene-d5
DCB = 1,4-Dichlorobenzene-d4

Area Limit = 50%-200% of internal standard area
RT Limit = ± 0.5 minutes of internal standard RT

Column used to flag values outside QC limits

FORM VIII 8260C

FORM VIII
GC/MS VOA INTERNAL STANDARD AREA AND RETENTION TIME SUMMARY

Lab Name: TestAmerica Canton Job No.: 240-48848-1

SDG No.:

Sample No.: CCVIS 240-175236/2 Date Analyzed: 04/06/2015 12:34

Instrument ID: A3UX17 GC Column: DB-624 ID: 0.18(mm)

Lab File ID (Standard): UXR9599.D Heated Purge: (Y/N) N

Calibration ID: 27404

		FB		CBZ		DCB	
		AREA #	RT #	AREA #	RT #	AREA #	RT #
12/24 HOUR STD		1261865	5.76	896226	8.47	531582	10.72
UPPER LIMIT		2523730	6.26	1792452	8.97	1063164	11.22
LOWER LIMIT		630933	5.26	448113	7.97	265791	10.22
LAB SAMPLE ID	CLIENT SAMPLE ID						
CCV 240-175236/3		1273201	5.76	957847	8.47	468540	10.72
LCS 240-175236/4		1234093	5.76	887672	8.47	546609	10.72
MB 240-175236/6		1129454	5.76	857514	8.47	454268	10.72
240-48848-41	TB-033115	1086113	5.76	825996	8.47	433813	10.72
240-48885-B-1 MS		1148315	5.76	841575	8.47	544606	10.72
240-48885-B-1 MSD		1196717	5.76	874184	8.47	543991	10.72

FB = Fluorobenzene
CBZ = Chlorobenzene-d5
DCB = 1,4-Dichlorobenzene-d4

Area Limit = 50%-200% of internal standard area
RT Limit = ± 0.5 minutes of internal standard RT

Column used to flag values outside QC limits

FORM VIII 8260C

FORM IV
GC/MS VOA METHOD BLANK SUMMARY

Lab Name: TestAmerica Canton Job No.: 240-48848-1

SDG No.:

Lab File ID: UXR9523.D Lab Sample ID: MB 240-174872/6

Matrix: Water Heated Purge:(Y/N) N

Instrument ID: A3UX17 Date Analyzed: 04/02/2015 15:19

GC Column: DB-624 ID: 0.18(mm)

THIS METHOD BLANK APPLIES TO THE FOLLOWING SAMPLES:

CLIENT SAMPLE ID	LAB SAMPLE ID	LAB FILE ID	DATE ANALYZED
	LCS 240-174872/4	UXR9521.D	04/02/2015 14:34
MSA-SW37A-033115	240-48848-1	UXR9524.D	04/02/2015 16:18
MSA-SW37B-033115	240-48848-2	UXR9525.D	04/02/2015 16:40
MSA-SW37C-033115	240-48848-3	UXR9526.D	04/02/2015 17:03
MSA-SW37D-033115	240-48848-4	UXR9527.D	04/02/2015 17:25
MSA-SW38A-033115	240-48848-5	UXR9528.D	04/02/2015 17:48
MSA-SW38B-033115	240-48848-6	UXR9529.D	04/02/2015 18:11
MSA-SW38C-033115	240-48848-7	UXR9530.D	04/02/2015 18:33
MSA-SW38D-033115	240-48848-8	UXR9531.D	04/02/2015 18:56
MSA-SW39A-033115	240-48848-9	UXR9532.D	04/02/2015 19:18
MSA-SW39B-033115	240-48848-10	UXR9533.D	04/02/2015 19:41
MSA-SW39C-033115	240-48848-11	UXR9534.D	04/02/2015 20:04
MSA-SW39D-033115	240-48848-12	UXR9535.D	04/02/2015 20:26
MSA-SW40A-033115	240-48848-13	UXR9536.D	04/02/2015 20:48
MSA-SW40B-033115	240-48848-14	UXR9537.D	04/02/2015 21:11
MSA-SW40C-033115	240-48848-15	UXR9538.D	04/02/2015 21:33
MSA-SW40D-033115	240-48848-16	UXR9539.D	04/02/2015 21:55
MSA-SW41A-033115	240-48848-17	UXR9540.D	04/02/2015 22:18
MSA-SW41B-033115	240-48848-18	UXR9541.D	04/02/2015 22:40
MSA-SW41C-033115	240-48848-19	UXR9542.D	04/02/2015 23:02
MSA-SW41D-033115	240-48848-20	UXR9543.D	04/02/2015 23:24
MSA-SW37A-033115 MS	240-48848-1 MS	UXR9544.D	04/02/2015 23:46
MSA-SW37A-033115 MSD	240-48848-1 MSD	UXR9545.D	04/03/2015 00:09

FORM I
GC/MS VOA ORGANICS ANALYSIS DATA SHEET

Lab Name: TestAmerica Canton | Job No.: 240-48848-1

SDG No.:

Client Sample ID: | Lab Sample ID: MB 240-174872/6

Matrix: Water | Lab File ID: UXR9523.D

Analysis Method: 8260C | Date Collected:

Sample wt/vol: 5(mL) | Date Analyzed: 04/02/2015 15:19

Soil Aliquot Vol: | Dilution Factor: 1

Soil Extract Vol.: | GC Column: DB-624 ID: 0.18(mm)

% Moisture: | Level: (low/med) Low

Analysis Batch No.: 174872 | Units: ug/L

CAS NO.	COMPOUND NAME	RESULT	Q	RL	MDL
630-20-6	1,1,1,2-Tetrachloroethane	1.0	U	1.0	0.28
71-55-6	1,1,1-Trichloroethane	1.0	U	1.0	0.44
79-34-5	1,1,2,2-Tetrachloroethane	1.0	U	1.0	0.22
76-13-1	1,1,2-Trichloro-1,2,2-trichfluoroeth ane	1.0	U	1.0	0.45
75-34-3	1,1-Dichloroethane	1.0	U	1.0	0.30
75-35-4	1,1-Dichloroethene	1.0	U	1.0	0.45
563-58-6	1,1-Dichloropropene	1.0	U	1.0	0.42
87-61-6	1,2,3-Trichlorobenzene	1.0	U	1.0	0.37
96-18-4	1,2,3-Trichloropropane	1.0	U	1.0	0.44
526-73-8	1,2,3-Trimethylbenzene	5.0	U	5.0	0.47
120-82-1	1,2,4-Trichlorobenzene	1.0	U	1.0	0.32
95-63-6	1,2,4-Trimethylbenzene	1.0	U	1.0	0.41
96-12-8	1,2-Dibromo-3-Chloropropane	5.0	U	5.0	0.82
95-50-1	1,2-Dichlorobenzene	1.0	U	1.0	0.25
107-06-2	1,2-Dichloroethane	1.0	U	1.0	0.23
78-87-5	1,2-Dichloropropane	1.0	U	1.0	0.25
541-73-1	1,3-Dichlorobenzene	1.0	U	1.0	0.19
142-28-9	1,3-Dichloropropane	1.0	U	1.0	0.19
106-46-7	1,4-Dichlorobenzene	1.0	U	1.0	0.27
594-20-7	2,2-Dichloropropane	1.0	U	1.0	0.26
110-75-8	2-Chloroethyl vinyl ether	10	U	10	0.59
95-49-8	2-Chlorotoluene	1.0	U	1.0	0.40
591-78-6	2-Hexanone	5.0	U	5.0	0.48
108-86-1	Bromobenzene	1.0	U	1.0	0.35
74-97-5	Bromochloromethane	1.0	U	1.0	0.50
106-43-4	4-Chlorotoluene	1.0	U	1.0	0.29
99-87-6	p-Isopropyltoluene	1.0	U	1.0	0.43
67-64-1	Acetone	5.0	U	5.0	0.94
71-43-2	Benzene	1.0	U	1.0	0.35
75-25-2	Bromoform	1.0	U	1.0	0.56
74-83-9	Bromomethane	1.0	U	1.0	0.44
75-15-0	Carbon disulfide	1.0	U	1.0	0.38
56-23-5	Carbon tetrachloride	1.0	U	1.0	0.43
108-90-7	Chlorobenzene	1.0	U	1.0	0.25
75-00-3	Chloroethane	1.0	U	1.0	0.32

FORM I
GC/MS VOA ORGANICS ANALYSIS DATA SHEET

Lab Name: TestAmerica Canton | Job No.: 240-48848-1

SDG No.:

Client Sample ID: | Lab Sample ID: MB 240-174872/6

Matrix: Water | Lab File ID: UXR9523.D

Analysis Method: 8260C | Date Collected:

Sample wt/vol: 5(mL) | Date Analyzed: 04/02/2015 15:19

Soil Aliquot Vol: | Dilution Factor: 1

Soil Extract Vol.: | GC Column: DB-624 ID: 0.18(mm)

% Moisture: | Level: (low/med) Low

Analysis Batch No.: 174872 | Units: ug/L

CAS NO.	COMPOUND NAME	RESULT	Q	RL	MDL
67-66-3	Chloroform	1.0	U	1.0	0.25
74-87-3	Chloromethane	1.0	U	1.0	0.44
156-59-2	cis-1,2-Dichloroethene	1.0	U	1.0	0.26
10061-01-5	cis-1,3-Dichloropropene	1.0	U	1.0	0.46
87-68-3	Hexachlorobutadiene	1.0	U	1.0	0.35
74-95-3	Dibromomethane	1.0	U	1.0	0.42
75-27-4	Bromodichloromethane	1.0	U	1.0	0.29
75-71-8	Dichlorodifluoromethane	1.0	U	1.0	0.32
100-41-4	Ethylbenzene	1.0	U	1.0	0.25
106-93-4	1,2-Dibromoethane	1.0	U	1.0	0.32
108-20-3	Diisopropyl ether	5.0	U	5.0	0.50
91-20-3	Naphthalene	1.0	U	1.0	0.45
179601-23-1	m-Xylene & p-Xylene	2.0	U	2.0	0.24
104-51-8	n-Butylbenzene	1.0	U	1.0	0.31
98-82-8	Isopropylbenzene	1.0	U	1.0	0.35
103-65-1	n-Propylbenzene	1.0	U	1.0	0.40
78-93-3	2-Butanone	5.0	U	5.0	0.53
108-10-1	4-Methyl-2-pentanone	5.0	U	5.0	0.99
135-98-8	sec-Butylbenzene	1.0	U	1.0	0.48
1634-04-4	Methyl tert-butyl ether	1.0	U	1.0	0.20
994-05-8	Tert-amyl-methyl ether (TAME)	5.0	U	5.0	0.30
75-09-2	Methylene Chloride	0.380	J	1.0	0.33
95-47-6	o-Xylene	1.0	U	1.0	0.25
100-42-5	Styrene	1.0	U	1.0	0.45
637-92-3	Ethyl-t-butyl ether (ETBE)	5.0	U	5.0	0.23
98-06-6	tert-Butylbenzene	1.0	U	1.0	0.41
127-18-4	Tetrachloroethene	1.0	U	1.0	0.31
108-88-3	Toluene	1.0	U	1.0	0.23
156-60-5	trans-1,2-Dichloroethene	1.0	U	1.0	0.30
10061-02-6	trans-1,3-Dichloropropene	1.0	U	1.0	0.56
79-01-6	Trichloroethene	1.0	U	1.0	0.22
75-69-4	Trichlorofluoromethane	1.0	U	1.0	0.49
108-05-4	Vinyl acetate	2.0	U	2.0	0.41
75-01-4	Vinyl chloride	0.50	U	0.50	0.29
75-65-0	tert-Butyl alcohol	20	U	20	4.9
1330-20-7	Xylenes, Total	2.0	U	2.0	0.52

FORM I
GC/MS VOA ORGANICS ANALYSIS DATA SHEET

Lab Name: TestAmerica Canton
Job No.: 240-48848-1
SDG No.:
Client Sample ID:
Lab Sample ID: MB 240-174872/6
Matrix: Water
Lab File ID: UXR9523.D
Analysis Method: 8260C
Date Collected:
Sample wt/vol: 5(mL)
Date Analyzed: 04/02/2015 15:19
Soil Aliquot Vol:
Dilution Factor: 1
Soil Extract Vol.:
GC Column: DB-624 ID: 0.18(mm)
% Moisture:
Level: (low/med) Low
Analysis Batch No.: 174872
Units: ug/L

CAS NO.	COMPOUND NAME	RESULT	Q	RL	MDL
124-48-1	Dibromochloromethane	1.0	U	1.0	0.43

CAS NO.	SURROGATE	%REC	Q	LIMITS
17060-07-0	1,2-Dichloroethane-d4 (Surr)	102		63-129
460-00-4	4-Bromofluorobenzene (Surr)	83		66-120
2037-26-5	Toluene-d8 (Surr)	96		74-120
1868-53-7	Dibromofluoromethane (Surr)	94		75-121

FORM I
GC/MS VOA ORGANICS ANALYSIS DATA SHEET
TENTATIVELY IDENTIFIED COMPOUNDS

Lab Name: TestAmerica Canton Job No.: 240-48848-1

SDG No.:

Client Sample ID: Lab Sample ID: MB 240-174872/6

Matrix: Water Lab File ID: UXR9523.D

Analysis Method: 8260C Date Collected:

Sample wt/vol: 5(mL) Date Analyzed: 04/02/2015 15:19

Soil Aliquot Vol: Dilution Factor: 1

Soil Extract Vol.: GC Column: DB-624 ID: 0.18(mm)

% Moisture: Level: (low/med) Low

Analysis Batch No.: 174872 Units: ug/L

Number TICs Found: 0 TIC Result Total: 0

CAS NO.	COMPOUND NAME	RT	RESULT	Q
	Tentatively Identified Compound		None	

FORM I-TIC 8260C

FORM I
GC/MS VOA ORGANICS ANALYSIS DATA SHEET
TARGETED TENATIVELY IDENTIFIED COMPOUNDS

Lab Name: TestAmerica Canton Job No.: 240-48848-1

SDG No.:

Client Sample ID: Lab Sample ID: MB 240-174872/6

Matrix: Water Lab File ID: UXR9523.D

Analysis Method: 8260C Date Collected:

Sample wt/vol: 5(mL) Date Analyzed: 04/02/2015 15:19

Soil Aliquot Vol: Dilution Factor: 1

Soil Extract Vol.: GC Column: DB-624 ID: 0.18(mm)

% Moisture: Level: (low/med) Low

Analysis Batch No.: 174872 Units: ug/L

CAS NO.	COMPOUND NAME	RT	RESULT	Q
75-45-6	Chlorodifluoromethane TIC		1.0	U

FORM I-TIC 8260C

FORM III
GC/MS VOA LAB CONTROL SAMPLE RECOVERY

Lab Name: TestAmerica Canton Job No.: 240-48848-1

SDG No.:

Matrix: Water Level: Low Lab File ID: UXR9521.D

Lab ID: LCS 240-174872/4 Client ID:

COMPOUND	SPIKE ADDED (ug/L)	LCS CONCENTRATION (ug/L)	LCS % REC	QC LIMITS REC	#
1,1,1,2-Tetrachloroethane	10.0	9.91	99	72-120	
1,1,1-Trichloroethane	10.0	10.1	101	74-120	
1,1,2,2-Tetrachloroethane	10.0	11.0	110	68-120	
1,1,2-Trichloro-1,2,2-trichfluoroethane	10.0	11.2	112	74-151	
1,1-Dichloroethane	10.0	10.8	108	80-120	
1,1-Dichloroethene	10.0	11.0	110	78-131	
1,1-Dichloropropene	10.0	11.4	114	80-120	
1,2,3-Trichlorobenzene	10.0	9.75	98	54-126	
1,2,3-Trichloropropane	10.0	10.1	101	73-129	
1,2,4-Trichlorobenzene	10.0	9.49	95	48-135	
1,2,4-Trimethylbenzene	10.0	11.4	114	76-120	
1,2-Dibromo-3-Chloropropane	10.0	8.61	86	42-136	
1,2-Dichlorobenzene	10.0	10.6	106	80-120	
1,2-Dichloroethane	10.0	10.1	101	71-127	
1,2-Dichloropropane	10.0	10.8	108	80-120	
1,3-Dichlorobenzene	10.0	10.4	104	80-120	
1,3-Dichloropropane	10.0	11.1	111	79-120	
1,4-Dichlorobenzene	10.0	10.3	103	80-120	
2,2-Dichloropropane	10.0	9.79	98	50-129	
2-Chloroethyl vinyl ether	12.0	11.9	99	52-131	
2-Chlorotoluene	10.0	11.2	112	76-120	
2-Hexanone	20.0	21.9	110	55-133	
Bromobenzene	10.0	10.5	105	76-120	
Bromochloromethane	10.0	9.87	99	77-120	
4-Chlorotoluene	10.0	11.1	111	77-120	
p-Isopropyltoluene	10.0	11.3	113	74-120	
Acetone	20.0	21.9	110	43-136	
Benzene	10.0	10.9	109	80-120	
Bromoform	10.0	8.74	87	40-131	
Bromomethane	10.0	9.35	94	11-185	
Carbon disulfide	10.0	11.9	119	62-142	
Carbon tetrachloride	10.0	10.9	109	66-128	
Chlorobenzene	10.0	10.7	107	80-120	
Chloroethane	10.0	9.32	93	25-153	
Chloroform	10.0	10.4	104	79-120	
Chloromethane	10.0	10.9	109	44-126	
cis-1,2-Dichloroethene	10.0	10.3	103	80-120	
cis-1,3-Dichloropropene	10.0	10.6	106	61-120	
Hexachlorobutadiene	10.0	10.4	104	36-134	
Dibromomethane	10.0	10.2	102	80-120	
Bromodichloromethane	10.0	10.2	102	72-121	

Column to be used to flag recovery and RPD values

FORM III 8260C

FORM III
GC/MS VOA LAB CONTROL SAMPLE RECOVERY

Lab Name: TestAmerica Canton Job No.: 240-48848-1

SDG No.:

Matrix: Water Level: Low Lab File ID: UXR9521.D

Lab ID: LCS 240-174872/4 Client ID:

COMPOUND	SPIKE ADDED (ug/L)	LCS CONCENTRATION (ug/L)	LCS % REC	QC LIMITS REC	#
Dichlorodifluoromethane	10.0	10.2	102	19-129	
Ethylbenzene	10.0	11.0	110	80-120	
1,2-Dibromoethane	10.0	10.2	102	79-120	
Naphthalene	10.0	9.32	93	32-141	
m-Xylene & p-Xylene	10.0	11.1	111	80-120	
n-Butylbenzene	10.0	11.4	114	66-125	
Isopropylbenzene	10.0	10.7	107	75-120	
n-Propylbenzene	10.0	11.7	117	74-121	
2-Butanone	20.0	19.3	97	60-126	
4-Methyl-2-pentanone	20.0	20.0	100	63-128	
sec-Butylbenzene	10.0	11.5	115	70-120	
Methyl tert-butyl ether	10.0	8.91	89	52-144	
Methylene Chloride	10.0	11.8	118	66-131	
o-Xylene	10.0	10.8	108	80-120	
Styrene	10.0	10.5	105	79-120	
tert-Butylbenzene	10.0	11.0	110	71-120	
Tetrachloroethene	10.0	10.5	105	79-120	
Toluene	10.0	11.2	112	80-120	
trans-1,2-Dichloroethene	10.0	11.3	113	80-120	
trans-1,3-Dichloropropene	10.0	10.9	109	58-120	
Trichloroethene	10.0	10.1	101	76-120	
Trichlorofluoromethane	10.0	9.98	100	49-157	
Vinyl acetate	10.0	6.95	69	46-161	
Vinyl chloride	10.0	10.4	104	53-127	
tert-Butyl alcohol	100	71.5	71	70-130	
Xylenes, Total	20.0	21.9	110	80-120	
Dibromochloromethane	10.0	9.73	97	64-120	

Column to be used to flag recovery and RPD values

FORM III 8260C

FORM III
GC/MS VOA MATRIX SPIKE RECOVERY

Lab Name: TestAmerica Canton Job No.: 240-48848-1

SDG No.:

Matrix: Water Level: Low Lab File ID: UXR9544.D

Lab ID: 240-48848-1 MS Client ID: MSA-SW37A-033115 MS

COMPOUND	SPIKE ADDED (ug/L)	SAMPLE CONCENTRATION (ug/L)	MS CONCENTRATION (ug/L)	MS % REC	QC LIMITS REC	#
1,1,1,2-Tetrachloroethane	10.0	1.0 U	9.68	97	64-120	
1,1,1-Trichloroethane	10.0	1.0 U	9.58	96	68-121	
1,1,2,2-Tetrachloroethane	10.0	1.0 U	10.1	101	63-122	
1,1,2-Trichloro-1,2,2-trichfluoroethane	10.0	1.0 U	9.86	99	70-152	
1,1-Dichloroethane	10.0	1.0 U	10.2	102	79-120	
1,1-Dichloroethene	10.0	1.0 U	10.7	107	74-135	
1,1-Dichloropropene	10.0	1.0 U	10.5	105	80-120	
1,2,3-Trichlorobenzene	10.0	1.0 U	8.91	89	45-129	
1,2,3-Trichloropropane	10.0	1.0 U	9.41	94	67-132	
1,2,4-Trichlorobenzene	10.0	1.0 U	8.55	86	38-138	
1,2,4-Trimethylbenzene	10.0	1.0 U	10.3	103	67-124	
1,2-Dibromo-3-Chloropropane	10.0	5.0 U	8.04	80	32-139	
1,2-Dichlorobenzene	10.0	1.0 U	9.76	98	75-120	
1,2-Dichloroethane	10.0	1.0 U	9.89	99	68-129	
1,2-Dichloropropane	10.0	1.0 U	10.2	102	78-120	
1,3-Dichlorobenzene	10.0	1.0 U	9.55	95	73-120	
1,3-Dichloropropane	10.0	1.0 U	10.4	104	74-120	
1,4-Dichlorobenzene	10.0	0.61 J	10.0	94	75-120	
2,2-Dichloropropane	10.0	1.0 U	8.71	87	38-127	
2-Chloroethyl vinyl ether	12.0	10 U	10 U	0	10-150	F1
2-Chlorotoluene	10.0	1.0 U	9.97	100	69-120	
2-Hexanone	20.0	5.0 U	19.9	100	47-139	
Bromobenzene	10.0	1.0 U	9.47	95	71-120	
Bromochloromethane	10.0	1.0 U	9.31	93	73-121	
4-Chlorotoluene	10.0	1.0 U	10.1	101	71-120	
p-Isopropyltoluene	10.0	1.0 U	9.75	98	64-122	
Acetone	20.0	5.0 U	16.5	83	33-145	
Benzene	10.0	1.0 U	10.6	106	72-121	
Bromoform	10.0	1.0 U	8.45	85	32-128	
Bromomethane	10.0	1.0 U	9.54	95	10-186	
Carbon disulfide	10.0	1.0 U	11.5	115	57-147	
Carbon tetrachloride	10.0	1.0 U	10.1	101	59-129	
Chlorobenzene	10.0	0.28 J	10.4	101	80-120	
Chloroethane	10.0	1.0 U	9.44	94	21-165	
Chloroform	10.0	1.0 U	9.86	99	76-120	
Chloromethane	10.0	1.0 U	10.3	103	33-132	
cis-1,2-Dichloroethene	10.0	16	25.7	94	70-120	
cis-1,3-Dichloropropene	10.0	1.0 U	8.95	89	51-120	
Hexachlorobutadiene	10.0	1.0 U	8.49	85	27-132	
Dibromomethane	10.0	1.0 U	9.44	94	77-121	
Bromodichloromethane	10.0	1.0 U	9.34	93	67-120	

Column to be used to flag recovery and RPD values

FORM III 8260C

FORM III
GC/MS VOA MATRIX SPIKE RECOVERY

Lab Name: TestAmerica Canton Job No.: 240-48848-1

SDG No.:

Matrix: Water Level: Low Lab File ID: UXR9544.D

Lab ID: 240-48848-1 MS Client ID: MSA-SW37A-033115 MS

COMPOUND	SPIKE ADDED (ug/L)	SAMPLE CONCENTRATION (ug/L)	MS CONCENTRATION (ug/L)	MS % REC	QC LIMITS REC	#
Dichlorodifluoromethane	10.0	1.0 U	8.61	86	17-128	
Ethylbenzene	10.0	1.0 U	10.4	104	75-120	
1,2-Dibromoethane	10.0	1.0 U	9.61	96	74-120	
Naphthalene	10.0	1.0 U	8.42	84	15-158	
m-Xylene & p-Xylene	10.0	0.33 J	10.8	105	75-120	
n-Butylbenzene	10.0	1.0 U	9.43	94	56-127	
Isopropylbenzene	10.0	1.0 U	9.78	98	68-120	
n-Propylbenzene	10.0	1.0 U	10.0	100	64-124	
2-Butanone	20.0	5.0 U	17.5	88	54-129	
4-Methyl-2-pentanone	20.0	5.0 U	18.4	92	56-131	
sec-Butylbenzene	10.0	1.0 U	9.81	98	60-120	
Methyl tert-butyl ether	10.0	1.0 U	8.31	83	46-144	
Methylene Chloride	10.0	1.0 U	11.0	110	63-128	
o-Xylene	10.0	1.0 U	10.2	102	76-120	
Styrene	10.0	1.0 U	9.94	99	71-120	
tert-Butylbenzene	10.0	1.0 U	9.44	94	61-120	
Tetrachloroethene	10.0	1.0 U	9.77	98	70-120	
Toluene	10.0	0.23 J	11.0	108	78-120	
trans-1,2-Dichloroethene	10.0	1.0 U	10.8	108	80-120	
trans-1,3-Dichloropropene	10.0	1.0 U	9.87	99	46-120	
Trichloroethene	10.0	11	19.6	89	66-120	
Trichlorofluoromethane	10.0	1.0 U	8.97	90	46-157	
Vinyl acetate	10.0	2.0 U	5.69	57	43-157	
Vinyl chloride	10.0	18	26.9	87	49-130	
tert-Butyl alcohol	100	20 U	68.7	69	70-130	F1
Xylenes, Total	20.0	2.0 U	21.0	105	76-120	
Dibromochloromethane	10.0	1.0 U	9.30	93	56-120	

Column to be used to flag recovery and RPD values

FORM III 8260C

FORM III
GC/MS VOA MATRIX SPIKE DUPLICATE RECOVERY

Lab Name: TestAmerica Canton Job No.: 240-48848-1

SDG No.:

Matrix: Water Level: Low Lab File ID: UXR9545.D

Lab ID: 240-48848-1 MSD Client ID: MSA-SW37A-033115 MSD

COMPOUND	SPIKE ADDED (ug/L)	MSD CONCENTRATION (ug/L)	MSD % REC	% RPD	QC LIMITS RPD	QC LIMITS REC	#
1,1,1,2-Tetrachloroethane	10.0	9.51	95	2	30	64-120	
1,1,1-Trichloroethane	10.0	9.58	96	0	30	68-121	
1,1,2,2-Tetrachloroethane	10.0	10.4	104	3	30	63-122	
1,1,2-Trichloro-1,2,2-trichfluoroethane	10.0	9.35	94	5	30	70-152	
1,1-Dichloroethane	10.0	10.4	104	1	30	79-120	
1,1-Dichloroethene	10.0	10.6	106	2	30	74-135	
1,1-Dichloropropene	10.0	11.0	110	4	30	80-120	
1,2,3-Trichlorobenzene	10.0	9.34	93	5	30	45-129	
1,2,3-Trichloropropane	10.0	9.60	96	2	30	67-132	
1,2,4-Trichlorobenzene	10.0	8.83	88	3	30	38-138	
1,2,4-Trimethylbenzene	10.0	10.7	107	3	30	67-124	
1,2-Dibromo-3-Chloropropane	10.0	8.59	86	7	30	32-139	
1,2-Dichlorobenzene	10.0	9.99	100	2	30	75-120	
1,2-Dichloroethane	10.0	10.0	100	1	30	68-129	
1,2-Dichloropropane	10.0	10.3	103	1	30	78-120	
1,3-Dichlorobenzene	10.0	9.79	98	3	30	73-120	
1,3-Dichloropropane	10.0	10.4	104	0	30	74-120	
1,4-Dichlorobenzene	10.0	10.3	97	3	30	75-120	
2,2-Dichloropropane	10.0	8.78	88	1	30	38-127	
2-Chloroethyl vinyl ether	12.0	10 U	0	NC	30	10-150	F1
2-Chlorotoluene	10.0	10.5	105	5	30	69-120	
2-Hexanone	20.0	21.2	106	6	30	47-139	
Bromobenzene	10.0	9.93	99	5	30	71-120	
Bromochloromethane	10.0	9.47	95	2	30	73-121	
4-Chlorotoluene	10.0	10.3	103	3	30	71-120	
p-Isopropyltoluene	10.0	10.2	102	4	30	64-122	
Acetone	20.0	18.2	91	9	30	33-145	
Benzene	10.0	10.6	106	0	30	72-121	
Bromoform	10.0	8.17	82	3	30	32-128	
Bromomethane	10.0	10.0	100	5	30	10-186	
Carbon disulfide	10.0	11.3	113	1	30	57-147	
Carbon tetrachloride	10.0	10.1	101	0	30	59-129	
Chlorobenzene	10.0	10.5	103	2	30	80-120	
Chloroethane	10.0	9.96	100	5	30	21-165	
Chloroform	10.0	9.89	99	0	30	76-120	
Chloromethane	10.0	11.0	110	6	30	33-132	
cis-1,2-Dichloroethene	10.0	25.6	93	0	30	70-120	
cis-1,3-Dichloropropene	10.0	9.24	92	3	30	51-120	
Hexachlorobutadiene	10.0	8.80	88	4	30	27-132	
Dibromomethane	10.0	9.84	98	4	30	77-121	
Bromodichloromethane	10.0	9.35	94	0	30	67-120	

Column to be used to flag recovery and RPD values

FORM III 8260C

FORM III
GC/MS VOA MATRIX SPIKE DUPLICATE RECOVERY

Lab Name: TestAmerica Canton Job No.: 240-48848-1

SDG No.:

Matrix: Water Level: Low Lab File ID: UXR9545.D

Lab ID: 240-48848-1 MSD Client ID: MSA-SW37A-033115 MSD

COMPOUND	SPIKE ADDED (ug/L)	MSD CONCENTRATION (ug/L)	MSD % REC	% RPD	QC LIMITS RPD	QC LIMITS REC	#
Dichlorodifluoromethane	10.0	9.10	91	6	30	17-128	
Ethylbenzene	10.0	10.7	107	3	30	75-120	
1,2-Dibromoethane	10.0	9.55	95	1	30	74-120	
Naphthalene	10.0	9.13	91	8	30	15-158	
m-Xylene & p-Xylene	10.0	11.1	108	3	30	75-120	
n-Butylbenzene	10.0	9.88	99	5	30	56-127	
Isopropylbenzene	10.0	10.1	101	3	30	68-120	
n-Propylbenzene	10.0	10.6	106	5	30	64-124	
2-Butanone	20.0	18.5	93	6	30	54-129	
4-Methyl-2-pentanone	20.0	19.4	97	5	30	56-131	
sec-Butylbenzene	10.0	10.6	106	8	30	60-120	
Methyl tert-butyl ether	10.0	8.49	85	2	30	46-144	
Methylene Chloride	10.0	10.7	107	3	30	63-128	
o-Xylene	10.0	10.6	106	4	30	76-120	
Styrene	10.0	9.72	97	2	30	71-120	
tert-Butylbenzene	10.0	10.0	100	6	30	61-120	
Tetrachloroethene	10.0	10.1	101	3	30	70-120	
Toluene	10.0	11.0	108	0	30	78-120	
trans-1,2-Dichloroethene	10.0	10.7	107	1	30	80-120	
trans-1,3-Dichloropropene	10.0	10.1	101	3	30	46-120	
Trichloroethene	10.0	19.9	92	1	30	66-120	
Trichlorofluoromethane	10.0	9.31	93	4	30	46-157	
Vinyl acetate	10.0	5.93	59	4	30	43-157	
Vinyl chloride	10.0	26.7	84	1	30	49-130	
tert-Butyl alcohol	100	79.0	79	14	30	70-130	
Xylenes, Total	20.0	21.7	109	3	30	76-120	
Dibromochloromethane	10.0	9.49	95	2	30	56-120	

Column to be used to flag recovery and RPD values

FORM III 8260C

FORM IV
GC/MS VOA METHOD BLANK SUMMARY

Lab Name: TestAmerica Canton Job No.: 240-48848-1

SDG No.:

Lab File ID: UXR9550.D Lab Sample ID: MB 240-175006/6

Matrix: Water Heated Purge:(Y/N) N

Instrument ID: A3UX17 Date Analyzed: 04/03/2015 13:07

GC Column: DB-624 ID: 0.18(mm)

THIS METHOD BLANK APPLIES TO THE FOLLOWING SAMPLES:

CLIENT SAMPLE ID	LAB SAMPLE ID	LAB FILE ID	DATE ANALYZED
	LCS 240-175006/4	UXR9548.D	04/03/2015 12:22
MSA-SW42A-033115	240-48848-21	UXR9551.D	04/03/2015 13:30
MSA-SW42B-033115	240-48848-22	UXR9552.D	04/03/2015 13:53
MSA-SW42C-033115	240-48848-23	UXR9553.D	04/03/2015 14:15
MSA-SW42D-033115	240-48848-24	UXR9554.D	04/03/2015 14:41
MSA-SW43A-033115	240-48848-25	UXR9555.D	04/03/2015 15:14
MSA-SW43B-033115	240-48848-26	UXR9556.D	04/03/2015 15:37
MSA-SW43C-033115	240-48848-27	UXR9557.D	04/03/2015 15:59
MSA-SW43D-033115	240-48848-28	UXR9558.D	04/03/2015 16:22
MSA-SW44A-033115	240-48848-29	UXR9559.D	04/03/2015 16:45
MSA-SW44B-033115	240-48848-30	UXR9560.D	04/03/2015 17:08
MSA-SW44C-033115	240-48848-31	UXR9561.D	04/03/2015 17:30
MSA-SW44D-033115	240-48848-32	UXR9562.D	04/03/2015 17:53
MSA-SW45A-033115	240-48848-33	UXR9563.D	04/03/2015 18:16
MSA-SW45B-033115	240-48848-34	UXR9564.D	04/03/2015 18:38
MSA-SW45C-033115	240-48848-35	UXR9565.D	04/03/2015 19:01
MSA-SW45D-033115	240-48848-36	UXR9566.D	04/03/2015 19:24
EL-SW01A-033115	240-48848-37	UXR9567.D	04/03/2015 19:46
EL-SW01B-033115	240-48848-38	UXR9568.D	04/03/2015 20:09
EL-SW01C-033115	240-48848-39	UXR9569.D	04/03/2015 20:32
EL-SW01D-033115	240-48848-40	UXR9570.D	04/03/2015 20:54
MSA-SW42A-033115 MS	240-48848-21 MS	UXR9571.D	04/03/2015 21:17
MSA-SW42A-033115 MSD	240-48848-21 MSD	UXR9572.D	04/03/2015 21:40

FORM I
GC/MS VOA ORGANICS ANALYSIS DATA SHEET

Lab Name: TestAmerica Canton | Job No.: 240-48848-1

SDG No.:

Client Sample ID: | Lab Sample ID: MB 240-175006/6

Matrix: Water | Lab File ID: UXR9550.D

Analysis Method: 8260C | Date Collected:

Sample wt/vol: 5(mL) | Date Analyzed: 04/03/2015 13:07

Soil Aliquot Vol: | Dilution Factor: 1

Soil Extract Vol.: | GC Column: DB-624 ID: 0.18(mm)

% Moisture: | Level: (low/med) Low

Analysis Batch No.: 175006 | Units: ug/L

CAS NO.	COMPOUND NAME	RESULT	Q	RL	MDL
630-20-6	1,1,1,2-Tetrachloroethane	1.0	U	1.0	0.28
71-55-6	1,1,1-Trichloroethane	1.0	U	1.0	0.44
79-34-5	1,1,2,2-Tetrachloroethane	1.0	U	1.0	0.22
76-13-1	1,1,2-Trichloro-1,2,2-trichfluoroeth ane	1.0	U	1.0	0.45
75-34-3	1,1-Dichloroethane	1.0	U	1.0	0.30
75-35-4	1,1-Dichloroethene	1.0	U	1.0	0.45
563-58-6	1,1-Dichloropropene	1.0	U	1.0	0.42
87-61-6	1,2,3-Trichlorobenzene	1.0	U	1.0	0.37
96-18-4	1,2,3-Trichloropropane	1.0	U	1.0	0.44
526-73-8	1,2,3-Trimethylbenzene	5.0	U	5.0	0.47
120-82-1	1,2,4-Trichlorobenzene	1.0	U	1.0	0.32
95-63-6	1,2,4-Trimethylbenzene	1.0	U	1.0	0.41
96-12-8	1,2-Dibromo-3-Chloropropane	5.0	U	5.0	0.82
95-50-1	1,2-Dichlorobenzene	1.0	U	1.0	0.25
107-06-2	1,2-Dichloroethane	1.0	U	1.0	0.23
78-87-5	1,2-Dichloropropane	1.0	U	1.0	0.25
541-73-1	1,3-Dichlorobenzene	1.0	U	1.0	0.19
142-28-9	1,3-Dichloropropane	1.0	U	1.0	0.19
106-46-7	1,4-Dichlorobenzene	1.0	U	1.0	0.27
594-20-7	2,2-Dichloropropane	1.0	U	1.0	0.26
110-75-8	2-Chloroethyl vinyl ether	10	U	10	0.59
95-49-8	2-Chlorotoluene	1.0	U	1.0	0.40
591-78-6	2-Hexanone	5.0	U	5.0	0.48
108-86-1	Bromobenzene	1.0	U	1.0	0.35
74-97-5	Bromochloromethane	1.0	U	1.0	0.50
106-43-4	4-Chlorotoluene	1.0	U	1.0	0.29
99-87-6	p-Isopropyltoluene	1.0	U	1.0	0.43
67-64-1	Acetone	5.0	U	5.0	0.94
71-43-2	Benzene	1.0	U	1.0	0.35
75-25-2	Bromoform	1.0	U	1.0	0.56
74-83-9	Bromomethane	1.0	U	1.0	0.44
75-15-0	Carbon disulfide	1.0	U	1.0	0.38
56-23-5	Carbon tetrachloride	1.0	U	1.0	0.43
108-90-7	Chlorobenzene	1.0	U	1.0	0.25
75-00-3	Chloroethane	1.0	U	1.0	0.32

FORM I
GC/MS VOA ORGANICS ANALYSIS DATA SHEET

Lab Name: TestAmerica Canton | Job No.: 240-48848-1

SDG No.:

Client Sample ID: | Lab Sample ID: MB 240-175006/6

Matrix: Water | Lab File ID: UXR9550.D

Analysis Method: 8260C | Date Collected:

Sample wt/vol: 5(mL) | Date Analyzed: 04/03/2015 13:07

Soil Aliquot Vol: | Dilution Factor: 1

Soil Extract Vol.: | GC Column: DB-624 ID: 0.18(mm)

% Moisture: | Level: (low/med) Low

Analysis Batch No.: 175006 | Units: ug/L

CAS NO.	COMPOUND NAME	RESULT	Q	RL	MDL
67-66-3	Chloroform	1.0	U	1.0	0.25
74-87-3	Chloromethane	1.0	U	1.0	0.44
156-59-2	cis-1,2-Dichloroethene	1.0	U	1.0	0.26
10061-01-5	cis-1,3-Dichloropropene	1.0	U	1.0	0.46
87-68-3	Hexachlorobutadiene	1.0	U	1.0	0.35
74-95-3	Dibromomethane	1.0	U	1.0	0.42
75-27-4	Bromodichloromethane	1.0	U	1.0	0.29
75-71-8	Dichlorodifluoromethane	1.0	U	1.0	0.32
100-41-4	Ethylbenzene	1.0	U	1.0	0.25
106-93-4	1,2-Dibromoethane	1.0	U	1.0	0.32
108-20-3	Diisopropyl ether	5.0	U	5.0	0.50
91-20-3	Naphthalene	1.0	U	1.0	0.45
179601-23-1	m-Xylene & p-Xylene	2.0	U	2.0	0.24
104-51-8	n-Butylbenzene	1.0	U	1.0	0.31
98-82-8	Isopropylbenzene	1.0	U	1.0	0.35
103-65-1	n-Propylbenzene	1.0	U	1.0	0.40
78-93-3	2-Butanone	0.576	J	5.0	0.53
108-10-1	4-Methyl-2-pentanone	5.0	U	5.0	0.99
135-98-8	sec-Butylbenzene	1.0	U	1.0	0.48
1634-04-4	Methyl tert-butyl ether	1.0	U	1.0	0.20
994-05-8	Tert-amyl-methyl ether (TAME)	5.0	U	5.0	0.30
75-09-2	Methylene Chloride	1.0	U	1.0	0.33
95-47-6	o-Xylene	1.0	U	1.0	0.25
100-42-5	Styrene	1.0	U	1.0	0.45
637-92-3	Ethyl-t-butyl ether (ETBE)	5.0	U	5.0	0.23
98-06-6	tert-Butylbenzene	1.0	U	1.0	0.41
127-18-4	Tetrachloroethene	1.0	U	1.0	0.31
108-88-3	Toluene	1.0	U	1.0	0.23
156-60-5	trans-1,2-Dichloroethene	1.0	U	1.0	0.30
10061-02-6	trans-1,3-Dichloropropene	1.0	U	1.0	0.56
79-01-6	Trichloroethene	1.0	U	1.0	0.22
75-69-4	Trichlorofluoromethane	1.0	U	1.0	0.49
108-05-4	Vinyl acetate	2.0	U	2.0	0.41
75-01-4	Vinyl chloride	0.50	U	0.50	0.29
75-65-0	tert-Butyl alcohol	20	U	20	4.9
1330-20-7	Xylenes, Total	2.0	U	2.0	0.52

FORM I
GC/MS VOA ORGANICS ANALYSIS DATA SHEET

Lab Name: TestAmerica Canton
Job No.: 240-48848-1
SDG No.:
Client Sample ID:
Lab Sample ID: MB 240-175006/6
Matrix: Water
Lab File ID: UXR9550.D
Analysis Method: 8260C
Date Collected:
Sample wt/vol: 5(mL)
Date Analyzed: 04/03/2015 13:07
Soil Aliquot Vol:
Dilution Factor: 1
Soil Extract Vol.:
GC Column: DB-624 ID: 0.18(mm)
% Moisture:
Level: (low/med) Low
Analysis Batch No.: 175006
Units: ug/L

CAS NO.	COMPOUND NAME	RESULT	Q	RL	MDL
124-48-1	Dibromochloromethane	1.0	U	1.0	0.43

CAS NO.	SURROGATE	%REC	Q	LIMITS
17060-07-0	1,2-Dichloroethane-d4 (Surr)	100		63-129
460-00-4	4-Bromofluorobenzene (Surr)	81		66-120
2037-26-5	Toluene-d8 (Surr)	93		74-120
1868-53-7	Dibromofluoromethane (Surr)	97		75-121

FORM I
GC/MS VOA ORGANICS ANALYSIS DATA SHEET
TENTATIVELY IDENTIFIED COMPOUNDS

Lab Name: TestAmerica Canton Job No.: 240-48848-1

SDG No.:

Client Sample ID: Lab Sample ID: MB 240-175006/6

Matrix: Water Lab File ID: UXR9550.D

Analysis Method: 8260C Date Collected:

Sample wt/vol: 5(mL) Date Analyzed: 04/03/2015 13:07

Soil Aliquot Vol: Dilution Factor: 1

Soil Extract Vol.: GC Column: DB-624 ID: 0.18(mm)

% Moisture: Level: (low/med) Low

Analysis Batch No.: 175006 Units: ug/L

Number TICs Found: 1 TIC Result Total: 2.06

CAS NO.	COMPOUND NAME	RT	RESULT	Q
	Tentatively Identified Compound		None	
109-99-9	Tetrahydrofuran	5.03	2.06	J

FORM I-TIC 8260C

FORM I
GC/MS VOA ORGANICS ANALYSIS DATA SHEET
TARGETED TENATIVELY IDENTIFIED COMPOUNDS

Lab Name: TestAmerica Canton Job No.: 240-48848-1

SDG No.:

Client Sample ID: Lab Sample ID: MB 240-175006/6

Matrix: Water Lab File ID: UXR9550.D

Analysis Method: 8260C Date Collected:

Sample wt/vol: 5(mL) Date Analyzed: 04/03/2015 13:07

Soil Aliquot Vol: Dilution Factor: 1

Soil Extract Vol.: GC Column: DB-624 ID: 0.18(mm)

% Moisture: Level: (low/med) Low

Analysis Batch No.: 175006 Units: ug/L

CAS NO.	COMPOUND NAME	RT	RESULT	Q
75-45-6	Chlorodifluoromethane TIC		1.0	U

FORM I-TIC 8260C

FORM III
GC/MS VOA LAB CONTROL SAMPLE RECOVERY

Lab Name: TestAmerica Canton Job No.: 240-48848-1

SDG No.:

Matrix: Water Level: Low Lab File ID: UXR9548.D

Lab ID: LCS 240-175006/4 Client ID:

COMPOUND	SPIKE ADDED (ug/L)	LCS CONCENTRATION (ug/L)	LCS % REC	QC LIMITS REC	#
1,1,1,2-Tetrachloroethane	10.0	9.85	99	72-120	
1,1,1-Trichloroethane	10.0	10.1	101	74-120	
1,1,2,2-Tetrachloroethane	10.0	10.3	103	68-120	
1,1,2-Trichloro-1,2,2-trichfluoroethane	10.0	10.9	109	74-151	
1,1-Dichloroethane	10.0	10.7	107	80-120	
1,1-Dichloroethene	10.0	10.9	109	78-131	
1,1-Dichloropropene	10.0	11.1	111	80-120	
1,2,3-Trichlorobenzene	10.0	9.71	97	54-126	
1,2,3-Trichloropropane	10.0	10.0	100	73-129	
1,2,4-Trichlorobenzene	10.0	9.48	95	48-135	
1,2,4-Trimethylbenzene	10.0	11.1	111	76-120	
1,2-Dibromo-3-Chloropropane	10.0	8.45	84	42-136	
1,2-Dichlorobenzene	10.0	10.3	103	80-120	
1,2-Dichloroethane	10.0	9.72	97	71-127	
1,2-Dichloropropane	10.0	10.6	106	80-120	
1,3-Dichlorobenzene	10.0	10.3	103	80-120	
1,3-Dichloropropane	10.0	10.5	105	79-120	
1,4-Dichlorobenzene	10.0	10.2	102	80-120	
2,2-Dichloropropane	10.0	9.61	96	50-129	
2-Chloroethyl vinyl ether	12.0	10.9	91	52-131	
2-Chlorotoluene	10.0	10.8	108	76-120	
2-Hexanone	20.0	21.2	106	55-133	
Bromobenzene	10.0	10.2	102	76-120	
Bromochloromethane	10.0	9.73	97	77-120	
4-Chlorotoluene	10.0	10.9	109	77-120	
p-Isopropyltoluene	10.0	11.0	110	74-120	
Acetone	20.0	19.6	98	43-136	
Benzene	10.0	10.6	106	80-120	
Bromoform	10.0	8.34	83	40-131	
Bromomethane	10.0	9.92	99	11-185	
Carbon disulfide	10.0	11.7	117	62-142	
Carbon tetrachloride	10.0	10.6	106	66-128	
Chlorobenzene	10.0	10.5	105	80-120	
Chloroethane	10.0	9.45	95	25-153	
Chloroform	10.0	10.1	101	79-120	
Chloromethane	10.0	11.0	110	44-126	
cis-1,2-Dichloroethene	10.0	10.1	101	80-120	
cis-1,3-Dichloropropene	10.0	10.2	102	61-120	
Hexachlorobutadiene	10.0	10.3	103	36-134	
Dibromomethane	10.0	9.88	99	80-120	
Bromodichloromethane	10.0	9.85	98	72-121	

Column to be used to flag recovery and RPD values

FORM III 8260C

FORM III
GC/MS VOA LAB CONTROL SAMPLE RECOVERY

Lab Name: TestAmerica Canton Job No.: 240-48848-1

SDG No.:

Matrix: Water Level: Low Lab File ID: UXR9548.D

Lab ID: LCS 240-175006/4 Client ID:

COMPOUND	SPIKE ADDED (ug/L)	LCS CONCENTRATION (ug/L)	LCS % REC	QC LIMITS REC	#
Dichlorodifluoromethane	10.0	9.60	96	19-129	
Ethylbenzene	10.0	10.9	109	80-120	
1,2-Dibromoethane	10.0	9.78	98	79-120	
Naphthalene	10.0	9.03	90	32-141	
m-Xylene & p-Xylene	10.0	10.8	108	80-120	
n-Butylbenzene	10.0	11.0	110	66-125	
Isopropylbenzene	10.0	10.5	105	75-120	
n-Propylbenzene	10.0	11.3	113	74-121	
2-Butanone	20.0	19.2	96	60-126	
4-Methyl-2-pentanone	20.0	19.3	96	63-128	
sec-Butylbenzene	10.0	11.4	114	70-120	
Methyl tert-butyl ether	10.0	8.82	88	52-144	
Methylene Chloride	10.0	11.5	115	66-131	
o-Xylene	10.0	10.6	106	80-120	
Styrene	10.0	10.3	103	79-120	
tert-Butylbenzene	10.0	10.8	108	71-120	
Tetrachloroethene	10.0	10.2	102	79-120	
Toluene	10.0	11.0	110	80-120	
trans-1,2-Dichloroethene	10.0	11.1	111	80-120	
trans-1,3-Dichloropropene	10.0	10.4	104	58-120	
Trichloroethene	10.0	9.97	100	76-120	
Trichlorofluoromethane	10.0	9.70	97	49-157	
Vinyl acetate	10.0	6.29	63	46-161	
Vinyl chloride	10.0	10.3	103	53-127	
tert-Butyl alcohol	100	71.2	71	70-130	
Xylenes, Total	20.0	21.4	107	80-120	
Dibromochloromethane	10.0	9.42	94	64-120	

Column to be used to flag recovery and RPD values

FORM III 8260C

FORM III
GC/MS VOA MATRIX SPIKE RECOVERY

Lab Name: TestAmerica Canton Job No.: 240-48848-1

SDG No.:

Matrix: Water Level: Low Lab File ID: UXR9571.D

Lab ID: 240-48848-21 MS Client ID: MSA-SW42A-033115 MS

COMPOUND	SPIKE ADDED (ug/L)	SAMPLE CONCENTRATION (ug/L)	MS CONCENTRATION (ug/L)	MS % REC	QC LIMITS REC	#
1,1,1,2-Tetrachloroethane	10.0	1.0 U	9.93	99	64-120	
1,1,1-Trichloroethane	10.0	1.0 U	10.1	101	68-121	
1,1,2,2-Tetrachloroethane	10.0	1.0 U	9.68	97	63-122	
1,1,2-Trichloro-1,2,2-trichfluoroethane	10.0	1.0 U	10.7	107	70-152	
1,1-Dichloroethane	10.0	1.0 U	10.7	107	79-120	
1,1-Dichloroethene	10.0	1.0 U	10.9	109	74-135	
1,1-Dichloropropene	10.0	1.0 U	10.9	109	80-120	
1,2,3-Trichlorobenzene	10.0	1.0 U	8.75	88	45-129	
1,2,3-Trichloropropane	10.0	1.0 U	8.71	87	67-132	
1,2,4-Trichlorobenzene	10.0	1.0 U	8.54	85	38-138	
1,2,4-Trimethylbenzene	10.0	1.0 U	10.4	104	67-124	
1,2-Dibromo-3-Chloropropane	10.0	5.0 U	8.17	82	32-139	
1,2-Dichlorobenzene	10.0	1.0 U	10.1	101	75-120	
1,2-Dichloroethane	10.0	1.0 U	9.68	97	68-129	
1,2-Dichloropropane	10.0	1.0 U	10.2	102	78-120	
1,3-Dichlorobenzene	10.0	1.0 U	9.90	99	73-120	
1,3-Dichloropropane	10.0	1.0 U	10.2	102	74-120	
1,4-Dichlorobenzene	10.0	0.49 J	10.2	97	75-120	
2,2-Dichloropropane	10.0	1.0 U	9.34	93	38-127	
2-Chloroethyl vinyl ether	12.0	10 U	10 U	0	10-150	F1
2-Chlorotoluene	10.0	1.0 U	10.0	100	69-120	
2-Hexanone	20.0	5.0 U	18.0	90	47-139	
Bromobenzene	10.0	1.0 U	9.54	95	71-120	
Bromochloromethane	10.0	1.0 U	9.57	96	73-121	
4-Chlorotoluene	10.0	1.0 U	10.1	101	71-120	
p-Isopropyltoluene	10.0	1.0 U	10.0	100	64-122	
Acetone	20.0	5.0 U	17.8	89	33-145	
Benzene	10.0	1.0 U	10.6	106	72-121	
Bromoform	10.0	1.0 U	8.28	83	32-128	
Bromomethane	10.0	1.0 U	11.4	114	10-186	
Carbon disulfide	10.0	1.0 U	12.0	120	57-147	
Carbon tetrachloride	10.0	1.0 U	10.7	107	59-129	
Chlorobenzene	10.0	1.0 U	10.4	104	80-120	
Chloroethane	10.0	1.0 U	10.7	107	21-165	
Chloroform	10.0	1.0 U	10.1	101	76-120	
Chloromethane	10.0	1.0 U	11.1	111	33-132	
cis-1,2-Dichloroethene	10.0	11	21.8	105	70-120	
cis-1,3-Dichloropropene	10.0	1.0 U	8.77	88	51-120	
Hexachlorobutadiene	10.0	1.0 U	8.96	90	27-132	
Dibromomethane	10.0	1.0 U	9.68	97	77-121	
Bromodichloromethane	10.0	1.0 U	9.56	96	67-120	

Column to be used to flag recovery and RPD values

FORM III 8260C

FORM III
GC/MS VOA MATRIX SPIKE RECOVERY

Lab Name: TestAmerica Canton Job No.: 240-48848-1

SDG No.:

Matrix: Water Level: Low Lab File ID: UXR9571.D

Lab ID: 240-48848-21 MS Client ID: MSA-SW42A-033115 MS

COMPOUND	SPIKE ADDED (ug/L)	SAMPLE CONCENTRATION (ug/L)	MS CONCENTRATION (ug/L)	MS % REC	QC LIMITS REC	#
Dichlorodifluoromethane	10.0	1.0 U	9.33	93	17-128	
Ethylbenzene	10.0	1.0 U	10.7	107	75-120	
1,2-Dibromoethane	10.0	1.0 U	9.21	92	74-120	
Naphthalene	10.0	1.0 U	7.99	80	15-158	
m-Xylene & p-Xylene	10.0	0.67 J	11.6	109	75-120	
n-Butylbenzene	10.0	1.0 U	9.84	98	56-127	
Isopropylbenzene	10.0	1.0 U	10.1	101	68-120	
n-Propylbenzene	10.0	1.0 U	10.4	104	64-124	
2-Butanone	20.0	5.0 U	16.3	82	54-129	
4-Methyl-2-pentanone	20.0	5.0 U	17.2	86	56-131	
sec-Butylbenzene	10.0	1.0 U	10.2	102	60-120	
Methyl tert-butyl ether	10.0	1.0 U	8.35	83	46-144	
Methylene Chloride	10.0	1.0 U	11.4	114	63-128	
o-Xylene	10.0	1.0 U	10.6	106	76-120	
Styrene	10.0	1.0 U	10.1	101	71-120	
tert-Butylbenzene	10.0	1.0 U	9.77	98	61-120	
Tetrachloroethene	10.0	1.0 U	10.0	100	70-120	
Toluene	10.0	1.0 U	10.9	109	78-120	
trans-1,2-Dichloroethene	10.0	1.0 U	11.4	114	80-120	
trans-1,3-Dichloropropene	10.0	1.0 U	9.47	95	46-120	
Trichloroethene	10.0	12	21.3	88	66-120	
Trichlorofluoromethane	10.0	1.0 U	9.85	99	46-157	
Vinyl acetate	10.0	2.0 U	5.21	52	43-157	
Vinyl chloride	10.0	9.1	19.4	103	49-130	
tert-Butyl alcohol	100	20 U	68.2	68	70-130	F1
Xylenes, Total	20.0	0.67 J	22.2	108	76-120	
Dibromochloromethane	10.0	1.0 U	9.23	92	56-120	

Column to be used to flag recovery and RPD values

FORM III 8260C

FORM III
GC/MS VOA MATRIX SPIKE DUPLICATE RECOVERY

Lab Name: TestAmerica Canton Job No.: 240-48848-1

SDG No.:

Matrix: Water Level: Low Lab File ID: UXR9572.D

Lab ID: 240-48848-21 MSD Client ID: MSA-SW42A-033115 MSD

COMPOUND	SPIKE ADDED (ug/L)	MSD CONCENTRATION (ug/L)	MSD % REC	% RPD	QC LIMITS RPD	QC LIMITS REC	#
1,1,1,2-Tetrachloroethane	10.0	10.0	100	1	30	64-120	
1,1,1-Trichloroethane	10.0	10.1	101	0	30	68-121	
1,1,2,2-Tetrachloroethane	10.0	9.78	98	1	30	63-122	
1,1,2-Trichloro-1,2,2-trichfluoroethane	10.0	10.6	106	1	30	70-152	
1,1-Dichloroethane	10.0	10.8	108	1	30	79-120	
1,1-Dichloroethene	10.0	11.0	110	1	30	74-135	
1,1-Dichloropropene	10.0	11.2	112	3	30	80-120	
1,2,3-Trichlorobenzene	10.0	9.04	90	3	30	45-129	
1,2,3-Trichloropropane	10.0	9.12	91	5	30	67-132	
1,2,4-Trichlorobenzene	10.0	8.91	89	4	30	38-138	
1,2,4-Trimethylbenzene	10.0	10.6	106	2	30	67-124	
1,2-Dibromo-3-Chloropropane	10.0	7.59	76	7	30	32-139	
1,2-Dichlorobenzene	10.0	10.2	102	1	30	75-120	
1,2-Dichloroethane	10.0	9.80	98	1	30	68-129	
1,2-Dichloropropane	10.0	10.4	104	2	30	78-120	
1,3-Dichlorobenzene	10.0	10.0	100	1	30	73-120	
1,3-Dichloropropane	10.0	10.0	100	1	30	74-120	
1,4-Dichlorobenzene	10.0	10.4	99	2	30	75-120	
2,2-Dichloropropane	10.0	9.33	93	0	30	38-127	
2-Chloroethyl vinyl ether	12.0	10 U	0	NC	30	10-150	F1
2-Chlorotoluene	10.0	10.4	104	3	30	69-120	
2-Hexanone	20.0	19.1	95	6	30	47-139	
Bromobenzene	10.0	9.85	98	3	30	71-120	
Bromochloromethane	10.0	9.70	97	1	30	73-121	
4-Chlorotoluene	10.0	10.5	105	4	30	71-120	
p-Isopropyltoluene	10.0	10.4	104	4	30	64-122	
Acetone	20.0	17.8	89	0	30	33-145	
Benzene	10.0	10.9	109	2	30	72-121	
Bromoform	10.0	8.30	83	0	30	32-128	
Bromomethane	10.0	10.3	103	10	30	10-186	
Carbon disulfide	10.0	11.9	119	1	30	57-147	
Carbon tetrachloride	10.0	10.8	108	2	30	59-129	
Chlorobenzene	10.0	10.5	105	1	30	80-120	
Chloroethane	10.0	10.1	101	6	30	21-165	
Chloroform	10.0	10.4	104	2	30	76-120	
Chloromethane	10.0	11.2	112	1	30	33-132	
cis-1,2-Dichloroethene	10.0	21.3	100	2	30	70-120	
cis-1,3-Dichloropropene	10.0	9.00	90	3	30	51-120	
Hexachlorobutadiene	10.0	9.31	93	4	30	27-132	
Dibromomethane	10.0	9.77	98	1	30	77-121	
Bromodichloromethane	10.0	9.68	97	1	30	67-120	

Column to be used to flag recovery and RPD values

FORM III 8260C

FORM III
GC/MS VOA MATRIX SPIKE DUPLICATE RECOVERY

Lab Name: TestAmerica Canton Job No.: 240-48848-1

SDG No.:

Matrix: Water Level: Low Lab File ID: UXR9572.D

Lab ID: 240-48848-21 MSD Client ID: MSA-SW42A-033115 MSD

COMPOUND	SPIKE ADDED (ug/L)	MSD CONCENTRATION (ug/L)	MSD % REC	% RPD	QC LIMITS RPD	QC LIMITS REC	#
Dichlorodifluoromethane	10.0	9.36	94	0	30	17-128	
Ethylbenzene	10.0	10.9	109	2	30	75-120	
1,2-Dibromoethane	10.0	9.31	93	1	30	74-120	
Naphthalene	10.0	8.27	83	3	30	15-158	
m-Xylene & p-Xylene	10.0	11.8	111	1	30	75-120	
n-Butylbenzene	10.0	10.2	102	3	30	56-127	
Isopropylbenzene	10.0	10.4	104	2	30	68-120	
n-Propylbenzene	10.0	10.6	106	2	30	64-124	
2-Butanone	20.0	17.2	86	5	30	54-129	
4-Methyl-2-pentanone	20.0	17.5	88	2	30	56-131	
sec-Butylbenzene	10.0	10.4	104	2	30	60-120	
Methyl tert-butyl ether	10.0	8.55	85	2	30	46-144	
Methylene Chloride	10.0	11.2	112	2	30	63-128	
o-Xylene	10.0	11.0	110	3	30	76-120	
Styrene	10.0	10.3	103	2	30	71-120	
tert-Butylbenzene	10.0	10.1	101	3	30	61-120	
Tetrachloroethene	10.0	9.87	99	1	30	70-120	
Toluene	10.0	11.1	111	1	30	78-120	
trans-1,2-Dichloroethene	10.0	11.2	112	1	30	80-120	
trans-1,3-Dichloropropene	10.0	9.76	98	3	30	46-120	
Trichloroethene	10.0	21.2	87	1	30	66-120	
Trichlorofluoromethane	10.0	9.82	98	0	30	46-157	
Vinyl acetate	10.0	5.54	55	6	30	43-157	
Vinyl chloride	10.0	18.7	97	3	30	49-130	
tert-Butyl alcohol	100	72.7	73	6	30	70-130	
Xylenes, Total	20.0	22.8	111	3	30	76-120	
Dibromochloromethane	10.0	9.56	96	3	30	56-120	

Column to be used to flag recovery and RPD values

FORM III 8260C

FORM IV
GC/MS VOA METHOD BLANK SUMMARY

Lab Name: TestAmerica Canton Job No.: 240-48848-1

SDG No.:

Lab File ID: UXR9603.D Lab Sample ID: MB 240-175236/6

Matrix: Water Heated Purge:(Y/N) N

Instrument ID: A3UX17 Date Analyzed: 04/06/2015 14:05

GC Column: DB-624 ID: 0.18(mm)

THIS METHOD BLANK APPLIES TO THE FOLLOWING SAMPLES:

CLIENT SAMPLE ID	LAB SAMPLE ID	LAB FILE ID	DATE ANALYZED
	LCS 240-175236/4	UXR9601.D	04/06/2015 13:19
TB-033115	240-48848-41	UXR9604.D	04/06/2015 14:32
	240-48885-B-1 MS	UXR9612.D	04/06/2015 17:36
	240-48885-B-1 MSD	UXR9613.D	04/06/2015 17:59

FORM I
GC/MS VOA ORGANICS ANALYSIS DATA SHEET

Lab Name: TestAmerica Canton | Job No.: 240-48848-1

SDG No.:

Client Sample ID: | Lab Sample ID: MB 240-175236/6

Matrix: Water | Lab File ID: UXR9603.D

Analysis Method: 8260C | Date Collected:

Sample wt/vol: 5(mL) | Date Analyzed: 04/06/2015 14:05

Soil Aliquot Vol: | Dilution Factor: 1

Soil Extract Vol.: | GC Column: DB-624 ID: 0.18(mm)

% Moisture: | Level: (low/med) Low

Analysis Batch No.: 175236 | Units: ug/L

CAS NO.	COMPOUND NAME	RESULT	Q	RL	MDL
630-20-6	1,1,1,2-Tetrachloroethane	1.0	U	1.0	0.28
71-55-6	1,1,1-Trichloroethane	1.0	U	1.0	0.44
79-34-5	1,1,2,2-Tetrachloroethane	1.0	U	1.0	0.22
76-13-1	1,1,2-Trichloro-1,2,2-trichfluoroeth ane	1.0	U	1.0	0.45
75-34-3	1,1-Dichloroethane	1.0	U	1.0	0.30
75-35-4	1,1-Dichloroethene	1.0	U	1.0	0.45
563-58-6	1,1-Dichloropropene	1.0	U	1.0	0.42
87-61-6	1,2,3-Trichlorobenzene	1.0	U	1.0	0.37
96-18-4	1,2,3-Trichloropropane	1.0	U	1.0	0.44
526-73-8	1,2,3-Trimethylbenzene	5.0	U	5.0	0.47
120-82-1	1,2,4-Trichlorobenzene	1.0	U	1.0	0.32
95-63-6	1,2,4-Trimethylbenzene	1.0	U	1.0	0.41
96-12-8	1,2-Dibromo-3-Chloropropane	5.0	U	5.0	0.82
95-50-1	1,2-Dichlorobenzene	1.0	U	1.0	0.25
107-06-2	1,2-Dichloroethane	1.0	U	1.0	0.23
78-87-5	1,2-Dichloropropane	1.0	U	1.0	0.25
541-73-1	1,3-Dichlorobenzene	1.0	U	1.0	0.19
142-28-9	1,3-Dichloropropane	1.0	U	1.0	0.19
106-46-7	1,4-Dichlorobenzene	1.0	U	1.0	0.27
594-20-7	2,2-Dichloropropane	1.0	U	1.0	0.26
110-75-8	2-Chloroethyl vinyl ether	10	U	10	0.59
95-49-8	2-Chlorotoluene	1.0	U	1.0	0.40
591-78-6	2-Hexanone	5.0	U	5.0	0.48
108-86-1	Bromobenzene	1.0	U	1.0	0.35
74-97-5	Bromochloromethane	1.0	U	1.0	0.50
106-43-4	4-Chlorotoluene	1.0	U	1.0	0.29
99-87-6	p-Isopropyltoluene	1.0	U	1.0	0.43
67-64-1	Acetone	5.0	U	5.0	0.94
71-43-2	Benzene	1.0	U	1.0	0.35
75-25-2	Bromoform	1.0	U	1.0	0.56
74-83-9	Bromomethane	1.0	U	1.0	0.44
75-15-0	Carbon disulfide	1.0	U	1.0	0.38
56-23-5	Carbon tetrachloride	1.0	U	1.0	0.43
108-90-7	Chlorobenzene	1.0	U	1.0	0.25
75-00-3	Chloroethane	1.0	U	1.0	0.32

FORM I
GC/MS VOA ORGANICS ANALYSIS DATA SHEET

Lab Name: TestAmerica Canton | Job No.: 240-48848-1

SDG No.:

Client Sample ID: | Lab Sample ID: MB 240-175236/6

Matrix: Water | Lab File ID: UXR9603.D

Analysis Method: 8260C | Date Collected:

Sample wt/vol: 5(mL) | Date Analyzed: 04/06/2015 14:05

Soil Aliquot Vol: | Dilution Factor: 1

Soil Extract Vol.: | GC Column: DB-624 ID: 0.18(mm)

% Moisture: | Level: (low/med) Low

Analysis Batch No.: 175236 | Units: ug/L

CAS NO.	COMPOUND NAME	RESULT	Q	RL	MDL
67-66-3	Chloroform	1.0	U	1.0	0.25
74-87-3	Chloromethane	1.0	U	1.0	0.44
156-59-2	cis-1,2-Dichloroethene	1.0	U	1.0	0.26
10061-01-5	cis-1,3-Dichloropropene	1.0	U	1.0	0.46
87-68-3	Hexachlorobutadiene	1.0	U	1.0	0.35
74-95-3	Dibromomethane	1.0	U	1.0	0.42
75-27-4	Bromodichloromethane	1.0	U	1.0	0.29
75-71-8	Dichlorodifluoromethane	1.0	U	1.0	0.32
100-41-4	Ethylbenzene	1.0	U	1.0	0.25
106-93-4	1,2-Dibromoethane	1.0	U	1.0	0.32
108-20-3	Diisopropyl ether	5.0	U	5.0	0.50
91-20-3	Naphthalene	1.0	U	1.0	0.45
179601-23-1	m-Xylene & p-Xylene	2.0	U	2.0	0.24
104-51-8	n-Butylbenzene	1.0	U	1.0	0.31
98-82-8	Isopropylbenzene	1.0	U	1.0	0.35
103-65-1	n-Propylbenzene	1.0	U	1.0	0.40
78-93-3	2-Butanone	5.0	U	5.0	0.53
108-10-1	4-Methyl-2-pentanone	5.0	U	5.0	0.99
135-98-8	sec-Butylbenzene	1.0	U	1.0	0.48
1634-04-4	Methyl tert-butyl ether	1.0	U	1.0	0.20
994-05-8	Tert-amyl-methyl ether (TAME)	5.0	U	5.0	0.30
75-09-2	Methylene Chloride	1.10		1.0	0.33
95-47-6	o-Xylene	1.0	U	1.0	0.25
100-42-5	Styrene	1.0	U	1.0	0.45
637-92-3	Ethyl-t-butyl ether (ETBE)	5.0	U	5.0	0.23
98-06-6	tert-Butylbenzene	1.0	U	1.0	0.41
127-18-4	Tetrachloroethene	1.0	U	1.0	0.31
108-88-3	Toluene	1.0	U	1.0	0.23
156-60-5	trans-1,2-Dichloroethene	1.0	U	1.0	0.30
10061-02-6	trans-1,3-Dichloropropene	1.0	U	1.0	0.56
79-01-6	Trichloroethene	1.0	U	1.0	0.22
75-69-4	Trichlorofluoromethane	1.0	U	1.0	0.49
108-05-4	Vinyl acetate	2.0	U	2.0	0.41
75-01-4	Vinyl chloride	0.50	U	0.50	0.29
75-65-0	tert-Butyl alcohol	20	U	20	4.9
1330-20-7	Xylenes, Total	2.0	U	2.0	0.52

FORM I
GC/MS VOA ORGANICS ANALYSIS DATA SHEET

Lab Name: TestAmerica Canton
Job No.: 240-48848-1
SDG No.:
Client Sample ID:
Lab Sample ID: MB 240-175236/6
Matrix: Water
Lab File ID: UXR9603.D
Analysis Method: 8260C
Date Collected:
Sample wt/vol: 5(mL)
Date Analyzed: 04/06/2015 14:05
Soil Aliquot Vol:
Dilution Factor: 1
Soil Extract Vol.:
GC Column: DB-624 ID: 0.18(mm)
% Moisture:
Level: (low/med) Low
Analysis Batch No.: 175236
Units: ug/L

CAS NO.	COMPOUND NAME	RESULT	Q	RL	MDL
124-48-1	Dibromochloromethane	1.0	U	1.0	0.43

CAS NO.	SURROGATE	%REC	Q	LIMITS
17060-07-0	1,2-Dichloroethane-d4 (Surr)	98		63-129
460-00-4	4-Bromofluorobenzene (Surr)	80		66-120
2037-26-5	Toluene-d8 (Surr)	91		74-120
1868-53-7	Dibromofluoromethane (Surr)	97		75-121

FORM I
GC/MS VOA ORGANICS ANALYSIS DATA SHEET
TENTATIVELY IDENTIFIED COMPOUNDS

Lab Name: TestAmerica Canton Job No.: 240-48848-1

SDG No.:

Client Sample ID: Lab Sample ID: MB 240-175236/6

Matrix: Water Lab File ID: UXR9603.D

Analysis Method: 8260C Date Collected:

Sample wt/vol: 5(mL) Date Analyzed: 04/06/2015 14:05

Soil Aliquot Vol: Dilution Factor: 1

Soil Extract Vol.: GC Column: DB-624 ID: 0.18(mm)

% Moisture: Level: (low/med) Low

Analysis Batch No.: 175236 Units: ug/L

Number TICs Found: 0 TIC Result Total: 0

CAS NO.	COMPOUND NAME	RT	RESULT	Q
	Tentatively Identified Compound		None	

FORM I-TIC 8260C

FORM I
GC/MS VOA ORGANICS ANALYSIS DATA SHEET
TARGETED TENATIVELY IDENTIFIED COMPOUNDS

Lab Name: TestAmerica Canton Job No.: 240-48848-1

SDG No.:

Client Sample ID: Lab Sample ID: MB 240-175236/6

Matrix: Water Lab File ID: UXR9603.D

Analysis Method: 8260C Date Collected:

Sample wt/vol: 5(mL) Date Analyzed: 04/06/2015 14:05

Soil Aliquot Vol: Dilution Factor: 1

Soil Extract Vol.: GC Column: DB-624 ID: 0.18(mm)

% Moisture: Level: (low/med) Low

Analysis Batch No.: 175236 Units: ug/L

CAS NO.	COMPOUND NAME	RT	RESULT	Q
75-45-6	Chlorodifluoromethane TIC		1.0	U

FORM III
GC/MS VOA LAB CONTROL SAMPLE RECOVERY

Lab Name: TestAmerica Canton Job No.: 240-48848-1

SDG No.:

Matrix: Water Level: Low Lab File ID: UXR9601.D

Lab ID: LCS 240-175236/4 Client ID:

COMPOUND	SPIKE ADDED (ug/L)	LCS CONCENTRATION (ug/L)	LCS % REC	QC LIMITS REC	#
1,1,1,2-Tetrachloroethane	10.0	9.91	99	72-120	
1,1,1-Trichloroethane	10.0	9.95	99	74-120	
1,1,2,2-Tetrachloroethane	10.0	9.30	93	68-120	
1,1,2-Trichloro-1,2,2-trichfluoroethane	10.0	10.5	105	74-151	
1,1-Dichloroethane	10.0	10.2	102	80-120	
1,1-Dichloroethene	10.0	9.95	100	78-131	
1,1-Dichloropropene	10.0	10.7	107	80-120	
1,2,3-Trichlorobenzene	10.0	9.09	91	54-126	
1,2,3-Trichloropropane	10.0	8.92	89	73-129	
1,2,4-Trichlorobenzene	10.0	9.14	91	48-135	
1,2,4-Trimethylbenzene	10.0	10.8	108	76-120	
1,2-Dibromo-3-Chloropropane	10.0	7.65	77	42-136	
1,2-Dichlorobenzene	10.0	9.91	99	80-120	
1,2-Dichloroethane	10.0	9.28	93	71-127	
1,2-Dichloropropane	10.0	10.4	104	80-120	
1,3-Dichlorobenzene	10.0	9.83	98	80-120	
1,3-Dichloropropane	10.0	10.0	100	79-120	
1,4-Dichlorobenzene	10.0	9.77	98	80-120	
2,2-Dichloropropane	10.0	10.1	101	50-129	
2-Chloroethyl vinyl ether	12.0	9.79 J	82	52-131	
2-Chlorotoluene	10.0	10.6	106	76-120	
2-Hexanone	20.0	18.4	92	55-133	
Bromobenzene	10.0	9.84	98	76-120	
Bromochloromethane	10.0	9.13	91	77-120	
4-Chlorotoluene	10.0	10.6	106	77-120	
p-Isopropyltoluene	10.0	10.8	108	74-120	
Acetone	20.0	19.6	98	43-136	
Benzene	10.0	10.4	104	80-120	
Bromoform	10.0	8.29	83	40-131	
Bromomethane	10.0	10.5	105	11-185	
Carbon disulfide	10.0	11.2	112	62-142	
Carbon tetrachloride	10.0	10.5	105	66-128	
Chlorobenzene	10.0	10.4	104	80-120	
Chloroethane	10.0	9.77	98	25-153	
Chloroform	10.0	9.80	98	79-120	
Chloromethane	10.0	9.83	98	44-126	
cis-1,2-Dichloroethene	10.0	9.86	99	80-120	
cis-1,3-Dichloropropene	10.0	9.94	99	61-120	
Hexachlorobutadiene	10.0	10.1	101	36-134	
Dibromomethane	10.0	9.22	92	80-120	
Bromodichloromethane	10.0	9.72	97	72-121	

Column to be used to flag recovery and RPD values

FORM III 8260C

FORM III
GC/MS VOA LAB CONTROL SAMPLE RECOVERY

Lab Name: TestAmerica Canton Job No.: 240-48848-1

SDG No.:

Matrix: Water Level: Low Lab File ID: UXR9601.D

Lab ID: LCS 240-175236/4 Client ID:

COMPOUND	SPIKE ADDED (ug/L)	LCS CONCENTRATION (ug/L)	LCS % REC	QC LIMITS REC	#
Dichlorodifluoromethane	10.0	7.60	76	19-129	
Ethylbenzene	10.0	10.5	105	80-120	
1,2-Dibromoethane	10.0	9.32	93	79-120	
Naphthalene	10.0	7.98	80	32-141	
m-Xylene & p-Xylene	10.0	10.8	108	80-120	
n-Butylbenzene	10.0	10.8	108	66-125	
Isopropylbenzene	10.0	10.7	107	75-120	
n-Propylbenzene	10.0	11.0	110	74-121	
2-Butanone	20.0	17.2	86	60-126	
4-Methyl-2-pentanone	20.0	17.1	86	63-128	
sec-Butylbenzene	10.0	11.0	110	70-120	
Methyl tert-butyl ether	10.0	8.20	82	52-144	
Methylene Chloride	10.0	12.1	121	66-131	
o-Xylene	10.0	10.5	105	80-120	
Styrene	10.0	10.3	103	79-120	
tert-Butylbenzene	10.0	10.4	104	71-120	
Tetrachloroethene	10.0	10.4	104	79-120	
Toluene	10.0	10.9	109	80-120	
trans-1,2-Dichloroethene	10.0	10.7	107	80-120	
trans-1,3-Dichloropropene	10.0	10.3	103	58-120	
Trichloroethene	10.0	9.70	97	76-120	
Trichlorofluoromethane	10.0	9.76	98	49-157	
Vinyl acetate	10.0	5.90	59	46-161	
Vinyl chloride	10.0	9.63	96	53-127	
tert-Butyl alcohol	100	62.5	63	70-130	*
Xylenes, Total	20.0	21.3	107	80-120	
Dibromochloromethane	10.0	9.58	96	64-120	

Column to be used to flag recovery and RPD values

FORM III 8260C

FORM III
GC/MS VOA MATRIX SPIKE RECOVERY

Lab Name: TestAmerica Canton Job No.: 240-48848-1

SDG No.:

Matrix: Water Level: Low Lab File ID: UXR9612.D

Lab ID: 240-48885-B-1 MS ← not in SDG Client ID:

COMPOUND	SPIKE ADDED (ug/L)	SAMPLE CONCENTRATION (ug/L)	MS CONCENTRATION (ug/L)	MS % REC	QC LIMITS REC	#
1,1-Dichloroethane	200	20 U	219	110	79-120	
1,2-Dichloroethane	200	20 U	195	98	68-129	
cis-1,2-Dichloroethene	200	490	709	107	70-120	
trans-1,2-Dichloroethene	200	20 U	234	117	80-120	
Trichloroethene	200	140	335	96	66-120	
Vinyl chloride	200	99	294	98	49-130	

Column to be used to flag recovery and RPD values

FORM III 8260C

FORM III
GC/MS VOA MATRIX SPIKE DUPLICATE RECOVERY

Lab Name: TestAmerica Canton Job No.: 240-48848-1

SDG No.:

Matrix: Water Level: Low Lab File ID: UXR9613.D

Lab ID: 240-48885-B-1 MSD not in SDG Client ID:

COMPOUND	SPIKE ADDED (ug/L)	MSD CONCENTRATION (ug/L)	MSD % REC	% RPD	QC LIMITS RPD	QC LIMITS REC	#
1,1-Dichloroethane	200	211	106	4	30	79-120	
1,2-Dichloroethane	200	193	96	1	30	68-129	
cis-1,2-Dichloroethene	200	708	107	0	30	70-120	
trans-1,2-Dichloroethene	200	225	113	4	30	80-120	
Trichloroethene	200	337	96	1	30	66-120	
Vinyl chloride	200	291	96	1	30	49-130	

Column to be used to flag recovery and RPD values

FORM III 8260C

FORM V
GC/MS VOA INSTRUMENT PERFORMANCE CHECK
BROMOFLUOROBENZENE (BFB)

Lab Name: TestAmerica Canton Job No.: 240-48848-1

SDG No.:

Lab File ID: BFB490.D BFB Injection Date: 03/17/2015

Instrument ID: A3UX17 BFB Injection Time: 08:01

Analysis Batch No.: 172366

M/E	ION ABUNDANCE CRITERIA	% RELATIVE ABUNDANCE	
50	15.0 - 40.0 % of mass 95	17.8	
75	30.0 - 60.0 % of mass 95	49.9	
95	Base Peak, 100% relative abundance	100.0	
96	5.0 - 9.0 % of mass 95	6.6	
173	Less than 2.0 % of mass 174	0.6	(0.7)1
174	50.0 - 120.00 % of mass 95	85.0	
175	5.0 - 9.0 % of mass 174	6.3	(7.4)1
176	95.0 - 101.0 % of mass 174	81.9	(96.4)1
177	5.0 - 9.0 % of mass 176	5.4	(6.6)2

1-Value is % mass 174 2-Value is % mass 176

THIS CHECK APPLIES TO THE FOLLOWING SAMPLES, MS, MSD, BLANKS AND STANDARDS:

CLIENT SAMPLE ID	LAB SAMPLE ID	LAB FILE ID	DATE ANALYZED	TIME ANALYZED
	STD8260 240-172366/2	UXR9052.D	03/17/2015	08:28
	STD8260 240-172366/3	UXR9053.D	03/17/2015	08:51
	STD8260 240-172366/4	UXR9054.D	03/17/2015	09:14
	STD8260 240-172366/5	UXR9055.D	03/17/2015	09:36
	STD8260 240-172366/6	UXR9056.D	03/17/2015	09:59
	STD8260 240-172366/7	UXR9057.D	03/17/2015	11:54
	ICV 240-172366/8	UXR9058.D	03/17/2015	12:16
	STDA9 240-172366/9	UXR9059.D	03/17/2015	12:52
	STDA9 240-172366/10	UXR9060.D	03/17/2015	13:15
	STDA9 240-172366/11	UXR9061.D	03/17/2015	13:38
	STDA9 240-172366/12	UXR9062.D	03/17/2015	14:00
	STDA9 240-172366/13	UXR9063.D	03/17/2015	14:23
	STDA9 240-172366/14	UXR9064.D	03/17/2015	14:46

FORM VI
GC/MS VOA INITIAL CALIBRATION DATA
INTERNAL STANDARD CURVE EVALUATION

Lab Name: TestAmerica Canton Job No.: 240-48848-1 Analy Batch No.: 172366

SDG No.:

Instrument ID: A3UX17 GC Column: DB-624 ID: 0.18(mm) Heated Purge: (Y/N) N

Calibration Start Date: 03/17/2015 08:28 Calibration End Date: 03/17/2015 11:54 Calibration ID: 27402

Calibration Files:

LEVEL:	LAB SAMPLE ID:	LAB FILE ID:
Level 1	STD8260 240-172366/7	UXR9057.D
Level 2	STD8260 240-172366/6	UXR9056.D
Level 3	STD8260 240-172366/5	UXR9055.D
Level 4	STD8260 240-172366/4	UXR9054.D
Level 5	STD8260 240-172366/3	UXR9053.D
Level 6	STD8260 240-172366/2	UXR9052.D

ANALYTE	RRF					CURVE TYPE	COEFFICIENT			#	MIN RRF	%RSD	#	MAX %RSD	R^2 OR COD	#	MIN R^2 OR COD
	LVL 1 LVL 6	LVL 2	LVL 3	LVL 4	LVL 5		B	M1	M2								
Dichlorodifluoromethane	0.3687 0.2992	0.2581	0.3097	0.2440	0.3116	Ave		0.2986			0.1000	15.0		15.0			
Chloromethane	0.4715 0.3554	0.3756	0.3767	0.3394	0.3777	Ave		0.3827			0.1000	12.0		15.0			
Vinyl chloride	0.4604 0.3488	0.3329	0.3651	0.3092	0.3666	Ave		0.3638			0.1000	14.0		15.0			
Butadiene	0.4454 0.3448	0.3235	0.3492	0.3027	0.3644	Ave		0.3550				14.0		15.0			
Bromomethane	0.2520 0.1537	0.1809	0.1767	0.1559	0.1753	Lin1	0.0498	0.1585			0.0500				0.9960		0.9900
Chloroethane	0.2971 0.2028	0.2144	0.2159	0.1860	0.2175	Lin1	0.0401	0.2031							0.9970		0.9900
Dichlorofluoromethane	0.5786 0.4445	0.4671	0.4707	0.4182	0.4746	Ave		0.4756				12.0		15.0			
Trichlorofluoromethane	0.4707 0.3790	0.3357	0.3900	0.3230	0.3991	Ave		0.3829			0.1000	14.0		15.0			
Ethyl ether	0.2217 0.2122	0.2181	0.2117	0.2168	0.2254	Ave		0.2177				2.4		15.0			
Acrolein	0.0227 0.0187	0.0176	0.0177	0.0185	0.0194	Ave		0.0191				9.9		15.0			
1,1-Dichloroethene	0.2660 0.2459	0.2322	0.2476	0.2476	0.2495	Ave		0.2481			0.1000	4.3		15.0			
1,1,2-Trichloro-1,2,2-trichfluoroethane	0.2405 0.2186	0.1840	0.2271	0.2233	0.2191	Ave		0.2188			0.0500	8.6		15.0			
Acetone	0.2417 0.0660	0.0918	0.0747	0.0696	0.0675	Lin1	0.1626	0.0629			0.0500				0.9980		0.9900
Iodomethane	0.4254 0.3998	0.3885	0.3896	0.4081	0.4148	Ave		0.4044				3.6		15.0			
Carbon disulfide	0.7426 0.7522	0.6273	0.6736	0.7119	0.7458	Ave		0.7089			0.1000	7.0		15.0			

Note: The m1 coefficient is the same as Ave RRF for an Ave curve type.

FORM VI
GC/MS VOA INITIAL CALIBRATION DATA
INTERNAL STANDARD CURVE EVALUATION

Lab Name: TestAmerica Canton Job No.: 240-48848-1 Analy Batch No.: 172366

SDG No.:

Instrument ID: A3UX17 GC Column: DB-624 ID: 0.18(mm) Heated Purge: (Y/N) N

Calibration Start Date: 03/17/2015 08:28 Calibration End Date: 03/17/2015 11:54 Calibration ID: 27402

ANALYTE	RRF					CURVE TYPE	COEFFICIENT			#	MIN RRF	%RSD	#	MAX %RSD	R^2 OR COD	#	MIN R^2 OR COD
	LVL 1 LVL 6	LVL 2	LVL 3	LVL 4	LVL 5		B	M1	M2								
3-Chloro-1-propene	0.1410 0.1563	0.1328	0.1409	0.1512	0.1561	Ave		0.1464				6.6		15.0			
Methyl acetate	0.1856 0.1616	0.1719	0.1605	0.1693	0.1721	Ave		0.1702			0.1000	5.3		15.0			
Methylene Chloride	0.5249 0.2743	0.3322	0.2966	0.2920	0.2874	Lin1	0.1246	0.2749			0.1000				1.0000		0.9900
tert-Butyl alcohol	0.0182 0.0125	0.0134	0.0136	0.0139	0.0142	Ave		0.0143				14.0		15.0			
Acrylonitrile	0.0914 0.0822	0.0864	0.0835	0.0857	0.0867	Ave		0.0860				3.7		15.0			
Methyl tert-butyl ether	0.6939 0.6865	0.6423	0.6495	0.6816	0.7105	Ave		0.6774			0.1000	3.9		15.0			
trans-1,2-Dichloroethene	0.3237 0.2741	0.2672	0.2855	0.2800	0.2867	Ave		0.2862			0.1000	6.9		15.0			
Hexane	0.0711 0.0649	0.0490	0.0629	0.0646	0.0640	Ave		0.0627				12.0		15.0			
1,1-Dichloroethane	0.5503 0.4804	0.4895	0.4792	0.4855	0.4958	Ave		0.4968			0.1000	5.4		15.0			
Vinyl acetate	0.1705 0.1897	0.1767	0.1578	0.1793	0.1925	Ave		0.1777				7.2		15.0			
2,2-Dichloropropane	0.2940 0.3045	0.2466	0.2803	0.3008	0.3126	Ave		0.2898				8.2		15.0			
cis-1,2-Dichloroethene	0.3116 0.2929	0.2961	0.2906	0.3020	0.3022	Ave		0.2992			0.1000	2.6		15.0			
2-Butanone	0.1102 0.0807	0.0829	0.0773	0.0823	0.0852	Ave		0.0864			0.0500	14.0		15.0			
Bromochloromethane	0.1581 0.1409	0.1427	0.1379	0.1431	0.1461	Ave		0.1448				4.9		15.0			
Tetrahydrofuran	0.0677 0.0563	0.0530	0.0523	0.0570	0.0602	Ave		0.0577				9.8		15.0			
Chloroform	0.5048 0.4425	0.4543	0.4464	0.4577	0.4613	Ave		0.4612				4.9		15.0			
1,1,1-Trichloroethane	0.3761 0.3785	0.3437	0.3613	0.3764	0.3882	Ave		0.3707			0.1000	4.3		15.0			
Cyclohexane	0.4851 0.4919	0.3863	0.4802	0.4803	0.4901	Ave		0.4690			0.1000	8.7		15.0			
1,1-Dichloropropene	0.3228 0.3311	0.3149	0.3197	0.3359	0.3351	Ave		0.3266				2.7		15.0			
Carbon tetrachloride	0.3282 0.3341	0.2816	0.3139	0.3206	0.3330	Ave		0.3186			0.1000	6.2		15.0			

Note: The m1 coefficient is the same as Ave RRF for an Ave curve type.

FORM VI
GC/MS VOA INITIAL CALIBRATION DATA
INTERNAL STANDARD CURVE EVALUATION

Lab Name: TestAmerica Canton Job No.: 240-48848-1 Analy Batch No.: 172366

SDG No.:

Instrument ID: A3UX17 GC Column: DB-624 ID: 0.18(mm) Heated Purge: (Y/N) N

Calibration Start Date: 03/17/2015 08:28 Calibration End Date: 03/17/2015 11:54 Calibration ID: 27402

ANALYTE	RRF					CURVE TYPE	COEFFICIENT			#	MIN RRF	%RSD	#	MAX %RSD	R^2 OR COD	#	MIN R^2 OR COD
	LVL 1 LVL 6	LVL 2	LVL 3	LVL 4	LVL 5		B	M1	M2								
Isobutyl alcohol	0.0082 0.0070	0.0082	0.0068	0.0077	0.0077	Ave		0.0076				7.6		15.0			
Benzene	1.1623 1.0519	1.0757	1.0354	1.0569	1.0814	Ave		1.0773			0.5000	4.2		15.0			
1,2-Dichloroethane	0.3576 0.3310	0.3490	0.3258	0.3424	0.3444	Ave		0.3417			0.1000	3.4		15.0			
n-Heptane	0.0418 0.0576	0.0475	0.0556	0.0539	0.0589	Ave		0.0525				13.0		15.0			
Trichloroethene	0.3065 0.2818	0.2796	0.2717	0.2864	0.2848	Ave		0.2851			0.2000	4.1		15.0			
Methylcyclohexane	0.4126 0.4440	0.3261	0.4185	0.4208	0.4314	Ave		0.4089			0.1000	10.0		15.0			
1,2-Dichloropropane	0.2655 0.2416	0.2383	0.2351	0.2447	0.2533	Ave		0.2464			0.1000	4.6		15.0			
1,4-Dioxane	0.0018 0.0015	0.0021	0.0019	0.0020	0.0021	Ave		0.0019				11.0		15.0			
Dibromomethane	0.1456 0.1299	0.1256	0.1273	0.1332	0.1364	Ave		0.1330				5.5		15.0			
Bromodichloromethane	0.2792 0.3085	0.2817	0.2707	0.2955	0.3096	Ave		0.2909			0.1000	5.6		15.0			
2-Chloroethyl vinyl ether	0.0991 0.1144	0.1029	0.1025	0.1100	0.1202	Ave		0.1082				7.5		15.0			
cis-1,3-Dichloropropene	0.2696 0.3453	0.2776	0.2794	0.3160	0.3438	Ave		0.3053			0.1500	11.0		15.0			
4-Methyl-2-pentanone	0.1454 0.1775	0.1536	0.1572	0.1696	0.1836	Ave		0.1645			0.0500	9.0		15.0			
Toluene	1.4746 1.4801	1.4062	1.4150	1.4912	1.5029	Ave		1.4617			0.4000	2.8		15.0			
trans-1,3-Dichloropropene	0.2932 0.3823	0.2969	0.3062	0.3406	0.3754	Ave		0.3324			0.1000	12.0		15.0			
Ethyl methacrylate	0.2131 0.2958	0.2246	0.2328	0.2741	0.2996	Ave		0.2567				15.0		15.0			
1,1,2-Trichloroethane	0.2987 0.2563	0.2604	0.2496	0.2636	0.2649	Ave		0.2656			0.1000	6.5		15.0			
Tetrachloroethene	0.3211 0.3049	0.2952	0.2938	0.3124	0.3116	Ave		0.3065			0.2000	3.5		15.0			
1,3-Dichloropropane	0.4974 0.4532	0.4366	0.4358	0.4579	0.4751	Ave		0.4593				5.2		15.0			
2-Hexanone	0.1247 0.1514	0.1344	0.1328	0.1503	0.1567	Ave		0.1417			0.0500	9.0		15.0			

Note: The m1 coefficient is the same as Ave RRF for an Ave curve type.

FORM VI
GC/MS VOA INITIAL CALIBRATION DATA
INTERNAL STANDARD CURVE EVALUATION

Lab Name: TestAmerica Canton Job No.: 240-48848-1 Analy Batch No.: 172366

SDG No.:

Instrument ID: A3UX17 GC Column: DB-624 ID: 0.18(mm) Heated Purge: (Y/N) N

Calibration Start Date: 03/17/2015 08:28 Calibration End Date: 03/17/2015 11:54 Calibration ID: 27402

ANALYTE	RRF					CURVE TYPE	COEFFICIENT			#	MIN RRF	%RSD	#	MAX %RSD	R^2 OR COD	#	MIN R^2 OR COD
	LVL 1 LVL 6	LVL 2	LVL 3	LVL 4	LVL 5		B	M1	M2								
Dibromochloromethane	0.2601 0.3038	0.2438	0.2466	0.2749	0.2927	Ave		0.2703				9.1		15.0			
1,2-Dibromoethane	0.2503 0.2544	0.2304	0.2416	0.2526	0.2633	Ave		0.2488				4.6		15.0			
Chlorobenzene	1.0452 0.9673	0.9866	0.9372	0.9760	0.9922	Ave		0.9841			0.3000	3.6		15.0			
1,1,1,2-Tetrachloroethane	0.3148 0.3587	0.3084	0.3216	0.3532	0.3588	Ave		0.3359				7.0		15.0			
Ethylbenzene	0.4805 0.5309	0.4726	0.4988	0.5271	0.5359	Ave		0.5077				5.4		15.0			
m-Xylene & p-Xylene	0.6213 0.6708	0.5873	0.6184	0.6640	0.6716	Ave		0.6389				5.5		15.0			
o-Xylene	0.5425 0.6854	0.5985	0.6226	0.6790	0.6881	Ave		0.6360				9.3		15.0			
Styrene	0.7812 1.0455	0.8687	0.9328	1.0110	1.0546	Ave		0.9489			0.3000	11.0		15.0			
Bromoform	0.1403 0.1859	0.1368	0.1420	0.1600	0.1783	Ave		0.1572			0.1000	13.0		15.0			
Isopropylbenzene	1.4700 1.7879	1.4944	1.6285	1.7364	1.7792	Ave		1.6494			0.1000	8.6		15.0			
1,1,2,2-Tetrachloroethane	0.5690 0.5459	0.5519	0.5217	0.5391	0.5562	Ave		0.5473			0.3000	2.9		15.0			
Bromobenzene	0.7326 0.7389	0.7076	0.6904	0.7272	0.7419	Ave		0.7231				2.8		15.0			
1,2,3-Trichloropropane	0.2181 0.1782	0.1750	0.1761	0.1800	0.1836	Ave		0.1851				8.9		15.0			
trans-1,4-Dichloro-2-butene	0.1543 0.1619	0.1411	0.1316	0.1614	0.1728	Ave		0.1538				9.8		15.0			
n-Propylbenzene	0.6901 0.8027	0.6786	0.7264	0.7733	0.7876	Ave		0.7431				7.0		15.0			
2-Chlorotoluene	0.6468 0.6843	0.6364	0.6556	0.6724	0.6899	Ave		0.6642				3.2		15.0			
1,3,5-Trimethylbenzene	1.9502 2.4680	2.0597	2.2048	2.3579	2.4466	Ave		2.2479				9.5		15.0			
4-Chlorotoluene	0.7036 0.7101	0.6772	0.6679	0.7058	0.7093	Ave		0.6956				2.6		15.0			
tert-Butylbenzene	1.6738 2.2203	1.7310	1.9220	2.0765	2.1391	Ave		1.9604				11.0		15.0			
1,2,4-Trimethylbenzene	2.0771 2.5605	2.2278	2.3117	2.4873	2.5532	Ave		2.3696				8.3		15.0			

Note: The m1 coefficient is the same as Ave RRF for an Ave curve type.

FORM VI
GC/MS VOA INITIAL CALIBRATION DATA
INTERNAL STANDARD CURVE EVALUATION

Lab Name: TestAmerica Canton Job No.: 240-48848-1 Analy Batch No.: 172366

SDG No.:

Instrument ID: A3UX17 GC Column: DB-624 ID: 0.18(mm) Heated Purge: (Y/N) N

Calibration Start Date: 03/17/2015 08:28 Calibration End Date: 03/17/2015 11:54 Calibration ID: 27402

ANALYTE	RRF					CURVE TYPE	COEFFICIENT			#	MIN RRF	%RSD	#	MAX %RSD	R^2 OR COD	#	MIN R^2 OR COD
	LVL 1 LVL 6	LVL 2	LVL 3	LVL 4	LVL 5		B	M1	M2								
sec-Butylbenzene	2.2906 2.9148	2.3473	2.6303	2.7743	2.8411	Ave		2.6331				9.9		15.0			
1,3-Dichlorobenzene	1.5919 1.4507	1.4521	1.4098	1.4601	1.4833	Ave		1.4746			0.6000	4.2		15.0			
p-Isopropyltoluene	2.0761 2.6259	2.1104	2.3741	2.5205	2.5884	Ave		2.3826				10.0		15.0			
1,4-Dichlorobenzene	1.6532 1.4818	1.4847	1.4268	1.4684	1.5051	Ave		1.5033			0.5000	5.2		15.0			
n-Butylbenzene	1.7495 2.1236	1.6717	1.8891	2.0287	2.1124	Ave		1.9292				9.9		15.0			
1,2-Dichlorobenzene	1.4798 1.3948	1.4351	1.3630	1.4119	1.4223	Ave		1.4178			0.4000	2.8		15.0			
1,2-Dibromo-3-Chloropropane	0.0876 0.0978	0.0824	0.0794	0.0906	0.0984	Ave		0.0894			0.0500	8.8		15.0			
1,2,4-Trichlorobenzene	0.9208 0.8318	0.8074	0.8272	0.8644	0.8766	Ave		0.8547			0.2000	4.8		15.0			
Hexachlorobutadiene	0.4412 0.2850	0.3092	0.3277	0.3230	0.3150	Lin1	0.0784	0.2960							0.9970		0.9900
Naphthalene	1.3646 1.8665	1.4504	1.6016	1.8043	1.9235	Ave		1.6685				14.0		15.0			
1,2,3-Trichlorobenzene	0.8275 0.7061	0.7356	0.7424	0.7660	0.7619	Ave		0.7566				5.4		15.0			
Dibromofluoromethane (Surr)	0.2788 0.2352	0.2244	0.2436	0.2108	0.2309	Ave		0.2373				9.8		15.0			
1,2-Dichloroethane-d4 (Surr)	0.3204 0.2710	0.2777	0.2866	0.2493	0.2705	Ave		0.2792				8.5		15.0			
Toluene-d8 (Surr)	1.3684 1.2624	1.2212	1.2887	1.1181	1.2385	Ave		1.2495				6.6		15.0			
4-Bromofluorobenzene (Surr)	0.5031 0.4829	0.4641	0.4982	0.4359	0.4739	Ave		0.4764				5.2		15.0			

Note: The m1 coefficient is the same as Ave RRF for an Ave curve type.

FORM VI
GC/MS VOA INITIAL CALIBRATION DATA
INTERNAL STANDARD CURVE EVALUATION

Lab Name: TestAmerica Canton Job No.: 240-48848-1 Analy Batch No.: 172366

SDG No.:

Instrument ID: A3UX17 GC Column: DB-624 ID: 0.18(mm) Heated Purge: (Y/N) N

Calibration Start Date: 03/17/2015 12:52 Calibration End Date: 03/17/2015 14:46 Calibration ID: 27404

Calibration Files:

LEVEL:	LAB SAMPLE ID:	LAB FILE ID:
Level 1	STDA9 240-172366/14	UXR9064.D
Level 2	STDA9 240-172366/13	UXR9063.D
Level 3	STDA9 240-172366/12	UXR9062.D
Level 4	STDA9 240-172366/11	UXR9061.D
Level 5	STDA9 240-172366/10	UXR9060.D
Level 6	STDA9 240-172366/9	UXR9059.D

ANALYTE	RRF					CURVE TYPE	COEFFICIENT			#	MIN RRF	%RSD	#	MAX %RSD	R^2 OR COD	#	MIN R^2 OR COD
	LVL 1 LVL 6	LVL 2	LVL 3	LVL 4	LVL 5		B	M1	M2								
Acetonitrile	0.0337 0.0315	0.0318	0.0302	0.0303	0.0314	Ave		0.0315				4.0		15.0			
Diisopropyl ether	0.2191 0.2516	0.2175	0.2239	0.2353	0.2420	Ave		0.2316				5.9		15.0			
2-Chloro-1,3-butadiene	0.4097 0.4808	0.4313	0.4332	0.4511	0.4791	Ave		0.4475				6.3		15.0			
Ethyl-t-butyl ether (ETBE)	0.6829 0.8078	0.6919	0.7065	0.7495	0.7928	Ave		0.7386				7.2		15.0			
Ethyl acetate	0.0454 0.0386	0.0420	0.0400	0.0384	0.0399	Ave		0.0407				6.5		15.0			
Propionitrile	0.0300 0.0308	0.0304	0.0304	0.0300	0.0312	Ave		0.0305				1.5		15.0			
Methacrylonitrile	0.1385 0.1391	0.1353	0.1382	0.1351	0.1407	Ave		0.1378				1.6		15.0			
Tert-amyl-methyl ether (TAME)	0.5203 0.6510	0.5310	0.5610	0.5911	0.6290	Ave		0.5805				9.1		15.0			
n-Butanol	0.0047 0.0051	0.0051	0.0048	0.0051	0.0055	Ave		0.0050				5.5		15.0			
Ethyl acrylate	0.1554 0.2065	0.1724	0.1846	0.1820	0.2007	Ave		0.1836				10.0		15.0			
Methyl methacrylate	0.1462 0.1803	0.1497	0.1652	0.1627	0.1757	Ave		0.1633				8.3		15.0			
2-Nitropropane	0.0339 0.0445	0.0334	0.0347	0.0344	0.0386	Ave		0.0366				12.0		15.0			
n-Butyl acetate	0.0334 0.0435	0.0317	0.0355	0.0368	0.0407	Ave		0.0369				12.0		15.0			
1-Chlorohexane	0.3174 0.4149	0.3303	0.3543	0.3624	0.3959	Ave		0.3625				10.0		15.0			
Cyclohexanone	0.0093 0.0109	0.0087	0.0099	0.0103	0.0109	Ave		0.0100				8.9		15.0			

Note: The m1 coefficient is the same as Ave RRF for an Ave curve type.

FORM VI
GC/MS VOA INITIAL CALIBRATION DATA
INTERNAL STANDARD CURVE EVALUATION

Lab Name: TestAmerica Canton Job No.: 240-48848-1 Analy Batch No.: 172366

SDG No.:

Instrument ID: A3UX17 GC Column: DB-624 ID: 0.18(mm) Heated Purge: (Y/N) N

Calibration Start Date: 03/17/2015 12:52 Calibration End Date: 03/17/2015 14:46 Calibration ID: 27404

ANALYTE	RRF					CURVE TYPE	COEFFICIENT			#	MIN RRF	%RSD	#	MAX %RSD	R^2 OR COD	#	MIN R^2 OR COD
	LVL 1 LVL 6	LVL 2	LVL 3	LVL 4	LVL 5		B	M1	M2								
1,2,3-Trimethylbenzene	2.0439 2.7279	2.1648	2.4394	2.5413	2.6683	Ave		2.4309				11.0		15.0			
1,3,5-Trichlorobenzene	1.0546 1.0317	1.0033	1.0094	1.0320	1.0384	Ave		1.0282				1.8		15.0			
2-Methylnaphthalene	0.5506 1.0379	0.6320	0.8456	1.0148	1.1142	Lin1	-1.356	1.0777							0.9970		0.9900

Note: The m1 coefficient is the same as Ave RRF for an Ave curve type.

no samples associated

FORM VII
GC/MS VOA CONTINUING CALIBRATION DATA

Lab Name: TestAmerica Canton Job No.: 240-48848-1

SDG No.:

Lab Sample ID: ICV 240-172366/8 Calibration Date: 03/17/2015 12:16

Instrument ID: A3UX17 Calib Start Date: 03/17/2015 08:28

GC Column: DB-624 ID: 0.18(mm) Calib End Date: 03/17/2015 11:54

Lab File ID: UXR9058.D Conc. Units: ng/uL Heated Purge: (Y/N) N

ANALYTE	CURVE TYPE	AVE RRF	RRF	MIN RRF	CALC AMOUNT	SPIKE AMOUNT	%D	MAX %D
Dichlorodifluoromethane	Ave	0.2986	0.3555	0.1000	0.0119	0.0100	19.1	20.0
Chloromethane	Ave	0.3827	0.3811	0.1000	0.00996	0.0100	-0.4	20.0
Vinyl chloride	Ave	0.3638	0.3632	0.1000	0.00998	0.0100	-0.2	20.0
Butadiene	Ave	0.3550	0.3655		0.0103	0.0100	3.0	20.0
Bromomethane	Lin1		0.1751	0.0500	0.0107	0.0100	7.3	20.0
Chloroethane	Lin1		0.2166	0.0500	0.0105	0.0100	4.7	20.0
Dichlorofluoromethane	Ave	0.4756	0.4677		0.00983	0.0100	-1.7	20.0
Trichlorofluoromethane	Ave	0.3829	0.4010	0.1000	0.0105	0.0100	4.7	20.0
Ethyl ether	Ave	0.2177	0.2374		0.0109	0.0100	9.0	20.0
Acrolein	Ave	0.0191	0.0189		0.0494	0.0500	-1.2	20.0
1,1-Dichloroethene	Ave	0.2481	0.2642	0.1000	0.0106	0.0100	6.5	20.0
1,1,2-Trichloro-1,2,2-trichf luoroethane	Ave	0.2188	0.2398	0.0500	0.0110	0.0100	9.6	20.0
Acetone	Lin1		0.0725	0.0500	0.0205	0.0200	2.3	20.0
Iodomethane	Ave	0.4044	0.4529		0.0112	0.0100	12.0	20.0
Carbon disulfide	Ave	0.7089	0.8042	0.1000	0.0113	0.0100	13.4	20.0
3-Chloro-1-propene	Ave	0.1464	0.1500		0.0102	0.0100	2.5	20.0
Methyl acetate	Ave	0.1702	0.1804	0.1000	0.0530	0.0500	6.0	20.0
Methylene Chloride	Lin1		0.3031	0.1000	0.0106	0.0100	5.8	20.0
tert-Butyl alcohol	Ave	0.0143	0.0133		0.0932	0.100	-6.8	20.0
Acrylonitrile	Ave	0.0860	0.0894		0.104	0.100	4.0	20.0
Methyl tert-butyl ether	Ave	0.6774	0.7093	0.1000	0.0105	0.0100	4.7	20.0
trans-1,2-Dichloroethene	Ave	0.2862	0.3138	0.1000	0.0110	0.0100	9.7	20.0
Hexane	Ave	0.0627	0.0729		0.0116	0.0100	16.2	20.0
1,1-Dichloroethane	Ave	0.4968	0.5218	0.1000	0.0105	0.0100	5.0	20.0
Vinyl acetate	Ave	0.1777	0.1369		0.00770	0.0100	-23.0*	20.0
2,2-Dichloropropane	Ave	0.2898	0.2958		0.0102	0.0100	2.1	20.0
cis-1,2-Dichloroethene	Ave	0.2992	0.3180	0.1000	0.0106	0.0100	6.3	20.0
2-Butanone	Ave	0.0864	0.0859	0.0500	0.0199	0.0200	-0.6	20.0
Bromochloromethane	Ave	0.1448	0.1474		0.0102	0.0100	1.8	20.0
Tetrahydrofuran	Ave	0.0577	0.0583		0.0202	0.0200	0.9	20.0
Chloroform	Ave	0.4612	0.4753	0.2000	0.0103	0.0100	3.0	20.0
1,1,1-Trichloroethane	Ave	0.3707	0.3946	0.1000	0.0106	0.0100	6.4	20.0
Cyclohexane	Ave	0.4690	0.5140	0.1000	0.0110	0.0100	9.6	20.0
1,1-Dichloropropene	Ave	0.3266	0.3710		0.0114	0.0100	13.6	20.0
Carbon tetrachloride	Ave	0.3186	0.3487	0.1000	0.0109	0.0100	9.5	20.0
Isobutyl alcohol	Ave	0.0076	0.0074		0.244	0.250	-2.3	20.0
Benzene	Ave	1.077	1.106	0.5000	0.0103	0.0100	2.6	20.0
1,2-Dichloroethane	Ave	0.3417	0.3537	0.1000	0.0104	0.0100	3.5	20.0
n-Heptane	Ave	0.0525	0.0616		0.0117	0.0100	17.1	20.0
Trichloroethene	Ave	0.2851	0.2973	0.2000	0.0104	0.0100	4.3	20.0

FORM VII
GC/MS VOA CONTINUING CALIBRATION DATA

Lab Name: TestAmerica Canton Job No.: 240-48848-1

SDG No.:

Lab Sample ID: ICV 240-172366/8 Calibration Date: 03/17/2015 12:16

Instrument ID: A3UX17 Calib Start Date: 03/17/2015 08:28

GC Column: DB-624 ID: 0.18(mm) Calib End Date: 03/17/2015 11:54

Lab File ID: UXR9058.D Conc. Units: ng/uL Heated Purge: (Y/N) N

ANALYTE	CURVE TYPE	AVE RRF	RRF	MIN RRF	CALC AMOUNT	SPIKE AMOUNT	%D	MAX %D
Methylcyclohexane	Ave	0.4089	0.4584	0.1000	0.0112	0.0100	12.1	20.0
1,2-Dichloropropane	Ave	0.2464	0.2525	0.1000	0.0102	0.0100	2.4	20.0
1,4-Dioxane	Ave	0.0019	0.0017		0.184	0.200	-8.2	20.0
Dibromomethane	Ave	0.1330	0.1381		0.0104	0.0100	3.8	20.0
Bromodichloromethane	Ave	0.2909	0.2948	0.1000	0.0101	0.0100	1.4	20.0
2-Chloroethyl vinyl ether	Ave	0.1082	0.1134		0.0126	0.0120	4.8	20.0
cis-1,3-Dichloropropene	Ave	0.3053	0.3232	0.1500	0.0106	0.0100	5.9	20.0
4-Methyl-2-pentanone	Ave	0.1645	0.1733	0.0500	0.0211	0.0200	5.3	20.0
Toluene	Ave	1.462	1.532	0.4000	0.0105	0.0100	4.8	20.0
trans-1,3-Dichloropropene	Ave	0.3324	0.3877	0.1000	0.0117	0.0100	16.6	20.0
Ethyl methacrylate	Ave	0.2567	0.2912		0.0113	0.0100	13.5	20.0
1,1,2-Trichloroethane	Ave	0.2656	0.2684	0.1000	0.0101	0.0100	1.0	20.0
Tetrachloroethene	Ave	0.3065	0.3133	0.2000	0.0102	0.0100	2.2	20.0
1,3-Dichloropropane	Ave	0.4593	0.4752		0.0103	0.0100	3.4	20.0
2-Hexanone	Ave	0.1417	0.1576	0.0500	0.0222	0.0200	11.2	20.0
Dibromochloromethane	Ave	0.2703	0.2797		0.0103	0.0100	3.5	20.0
1,2-Dibromoethane	Ave	0.2488	0.2618		0.0105	0.0100	5.2	20.0
Chlorobenzene	Ave	0.9841	1.006	0.3000	0.0102	0.0100	2.2	20.0
1,1,1,2-Tetrachloroethane	Ave	0.3359	0.3532		0.0105	0.0100	5.2	20.0
Ethylbenzene	Ave	0.5077	0.5505		0.0108	0.0100	8.4	20.0
m-Xylene & p-Xylene	Ave	0.6389	0.6852		0.0107	0.0100	7.2	20.0
o-Xylene	Ave	0.6360	0.7020		0.0110	0.0100	10.4	20.0
Styrene	Ave	0.9489	1.005	0.3000	0.0106	0.0100	5.9	20.0
Bromoform	Ave	0.1572	0.1690	0.1000	0.0108	0.0100	7.5	20.0
Isopropylbenzene	Ave	1.649	1.803	0.1000	0.0109	0.0100	9.3	20.0
1,1,2,2-Tetrachloroethane	Ave	0.5473	0.5555	0.3000	0.0102	0.0100	1.5	20.0
Bromobenzene	Ave	0.7231	0.7431		0.0103	0.0100	2.8	20.0
1,2,3-Trichloropropane	Ave	0.1851	0.1905		0.0103	0.0100	2.9	20.0
trans-1,4-Dichloro-2-butene	Ave	0.1538	0.1595		0.0104	0.0100	3.6	20.0
n-Propylbenzene	Ave	0.7431	0.7949		0.0107	0.0100	7.0	20.0
2-Chlorotoluene	Ave	0.6642	0.6850		0.0103	0.0100	3.1	20.0
1,3,5-Trimethylbenzene	Ave	2.248	2.410		0.0107	0.0100	7.2	20.0
4-Chlorotoluene	Ave	0.6956	0.7202		0.0104	0.0100	3.5	20.0
tert-Butylbenzene	Ave	1.960	2.099		0.0107	0.0100	7.1	20.0
1,2,4-Trimethylbenzene	Ave	2.370	2.522		0.0106	0.0100	6.4	20.0
sec-Butylbenzene	Ave	2.633	2.845		0.0108	0.0100	8.1	20.0
1,3-Dichlorobenzene	Ave	1.475	1.487	0.6000	0.0101	0.0100	0.8	20.0
p-Isopropyltoluene	Ave	2.383	2.572		0.0108	0.0100	8.0	20.0
1,4-Dichlorobenzene	Ave	1.503	1.525	0.5000	0.0101	0.0100	1.4	20.0
n-Butylbenzene	Ave	1.929	2.060		0.0107	0.0100	6.8	20.0
1,2-Dichlorobenzene	Ave	1.418	1.443	0.4000	0.0102	0.0100	1.8	20.0

FORM VII
GC/MS VOA CONTINUING CALIBRATION DATA

Lab Name: TestAmerica Canton Job No.: 240-48848-1

SDG No.:

Lab Sample ID: ICV 240-172366/8 Calibration Date: 03/17/2015 12:16

Instrument ID: A3UX17 Calib Start Date: 03/17/2015 08:28

GC Column: DB-624 ID: 0.18(mm) Calib End Date: 03/17/2015 11:54

Lab File ID: UXR9058.D Conc. Units: ng/uL Heated Purge: (Y/N) N

ANALYTE	CURVE TYPE	AVE RRF	RRF	MIN RRF	CALC AMOUNT	SPIKE AMOUNT	%D	MAX %D
1,2-Dibromo-3-Chloropropane	Ave	0.0894	0.0931	0.0500	0.0104	0.0100	4.1	20.0
1,2,4-Trichlorobenzene	Ave	0.8547	0.8447	0.2000	0.00988	0.0100	-1.2	20.0
Hexachlorobutadiene	Lin1		0.3045		0.0100	0.0100	0.2	20.0
Naphthalene	Ave	1.668	1.818		0.0109	0.0100	9.0	20.0
1,2,3-Trichlorobenzene	Ave	0.7566	0.7444		0.00984	0.0100	-1.6	20.0
Dibromofluoromethane (Surr)	Ave	0.2373	0.2271		0.00957	0.0100	-4.3	20.0
1,2-Dichloroethane-d4 (Surr)	Ave	0.2792	0.2649		0.00949	0.0100	-5.1	20.0
Toluene-d8 (Surr)	Ave	1.250	1.216		0.00973	0.0100	-2.7	20.0
4-Bromofluorobenzene (Surr)	Ave	0.4764	0.4841		0.0102	0.0100	1.6	20.0

FORM V
GC/MS VOA INSTRUMENT PERFORMANCE CHECK
BROMOFLUOROBENZENE (BFB)

Lab Name: TestAmerica Canton Job No.: 240-48848-1

SDG No.:

Lab File ID: BFB514.D BFB Injection Date: 04/02/2015

Instrument ID: A3UX17 BFB Injection Time: 13:13

Analysis Batch No.: 174872

M/E	ION ABUNDANCE CRITERIA	% RELATIVE ABUNDANCE	
50	15.0 - 40.0 % of mass 95	18.8	
75	30.0 - 60.0 % of mass 95	49.2	
95	Base Peak, 100% relative abundance	100.0	
96	5.0 - 9.0 % of mass 95	6.8	
173	Less than 2.0 % of mass 174	0.7	(0.8)1
174	50.0 - 120.00 % of mass 95	81.4	
175	5.0 - 9.0 % of mass 174	5.8	(7.2)1
176	95.0 - 101.0 % of mass 174	79.9	(98.1)1
177	5.0 - 9.0 % of mass 176	5.2	(6.4)2

1-Value is % mass 174 2-Value is % mass 176

THIS CHECK APPLIES TO THE FOLLOWING SAMPLES, MS, MSD, BLANKS AND STANDARDS:

CLIENT SAMPLE ID	LAB SAMPLE ID	LAB FILE ID	DATE ANALYZED	TIME ANALYZED
	CCVIS 240-174872/2	UXR9519.D	04/02/2015	13:49
	CCV 240-174872/3	UXR9520.D	04/02/2015	14:12
	LCS 240-174872/4	UXR9521.D	04/02/2015	14:34
	MB 240-174872/6	UXR9523.D	04/02/2015	15:19
MSA-SW37A-033115	240-48848-1	UXR9524.D	04/02/2015	16:18
MSA-SW37B-033115	240-48848-2	UXR9525.D	04/02/2015	16:40
MSA-SW37C-033115	240-48848-3	UXR9526.D	04/02/2015	17:03
MSA-SW37D-033115	240-48848-4	UXR9527.D	04/02/2015	17:25
MSA-SW38A-033115	240-48848-5	UXR9528.D	04/02/2015	17:48
MSA-SW38B-033115	240-48848-6	UXR9529.D	04/02/2015	18:11
MSA-SW38C-033115	240-48848-7	UXR9530.D	04/02/2015	18:33
MSA-SW38D-033115	240-48848-8	UXR9531.D	04/02/2015	18:56
MSA-SW39A-033115	240-48848-9	UXR9532.D	04/02/2015	19:18
MSA-SW39B-033115	240-48848-10	UXR9533.D	04/02/2015	19:41
MSA-SW39C-033115	240-48848-11	UXR9534.D	04/02/2015	20:04
MSA-SW39D-033115	240-48848-12	UXR9535.D	04/02/2015	20:26
MSA-SW40A-033115	240-48848-13	UXR9536.D	04/02/2015	20:48
MSA-SW40B-033115	240-48848-14	UXR9537.D	04/02/2015	21:11
MSA-SW40C-033115	240-48848-15	UXR9538.D	04/02/2015	21:33
MSA-SW40D-033115	240-48848-16	UXR9539.D	04/02/2015	21:55
MSA-SW41A-033115	240-48848-17	UXR9540.D	04/02/2015	22:18
MSA-SW41B-033115	240-48848-18	UXR9541.D	04/02/2015	22:40
MSA-SW41C-033115	240-48848-19	UXR9542.D	04/02/2015	23:02
MSA-SW41D-033115	240-48848-20	UXR9543.D	04/02/2015	23:24
MSA-SW37A-033115 MS	240-48848-1 MS	UXR9544.D	04/02/2015	23:46
MSA-SW37A-033115 MSD	240-48848-1 MSD	UXR9545.D	04/03/2015	00:09

FORM VII
GC/MS VOA CONTINUING CALIBRATION DATA

Lab Name: TestAmerica Canton Job No.: 240-48848-1

SDG No.:

Lab Sample ID: CCVIS 240-174872/2 Calibration Date: 04/02/2015 13:49

Instrument ID: A3UX17 Calib Start Date: 03/17/2015 08:28

GC Column: DB-624 ID: 0.18(mm) Calib End Date: 03/17/2015 11:54

Lab File ID: UXR9519.D Conc. Units: ng/uL Heated Purge: (Y/N) N

ANALYTE	CURVE TYPE	AVE RRF	RRF	MIN RRF	CALC AMOUNT	SPIKE AMOUNT	%D	MAX %D
Dichlorodifluoromethane	Ave	0.2986	0.3048	0.1000	0.0102	0.0100	2.1	20.0
Chloromethane	Ave	0.3827	0.4324	0.1000	0.0113	0.0100	13.0	20.0
Vinyl chloride	Ave	0.3638	0.3860	0.1000	0.0106	0.0100	6.1	20.0
Butadiene	Ave	0.3550	0.3924		0.0111	0.0100	10.5	20.0
Bromomethane	Lin1		0.1622	0.0500	0.00992	0.0100	-0.8	20.0
Chloroethane	Lin1		0.2062	0.0500	0.00996	0.0100	-0.4	20.0
Dichlorofluoromethane	Ave	0.4756	0.4923		0.0104	0.0100	3.5	20.0
Trichlorofluoromethane	Ave	0.3829	0.3919	0.1000	0.0102	0.0100	2.3	20.0
Ethyl ether	Ave	0.2177	0.2220		0.0102	0.0100	2.0	20.0
Acrolein	Ave	0.0191	0.0270		0.0707	0.0500	41.4*	20.0
1,1-Dichloroethene	Ave	0.2481	0.2653	0.1000	0.0107	0.0100	6.9	20.0
1,1,2-Trichloro-1,2,2-trichf luoroethane	Ave	0.2188	0.2257	0.0500	0.0103	0.0100	3.2	20.0
Acetone	Lin1		0.0712	0.0500	0.0201	0.0200	0.3	20.0
Iodomethane	Ave	0.4044	0.3995		0.00988	0.0100	-1.2	20.0
Carbon disulfide	Ave	0.7089	0.7796	0.1000	0.0110	0.0100	10.0	20.0
3-Chloro-1-propene	Ave	0.1464	0.1476		0.0101	0.0100	0.8	20.0
Methyl acetate	Ave	0.1702	0.1703	0.1000	0.0500	0.0500	0.0	20.0
Methylene Chloride	Lin1		0.3284	0.1000	0.0115	0.0100	15.0	20.0
tert-Butyl alcohol	Ave	0.0143	0.0104		0.0724	0.100	-27.6*	20.0
Acrylonitrile	Ave	0.0860	0.0907		0.106	0.100	5.5	20.0
Methyl tert-butyl ether	Ave	0.6774	0.5820	0.1000	0.00859	0.0100	-14.1	20.0
trans-1,2-Dichloroethene	Ave	0.2862	0.3091	0.1000	0.0108	0.0100	8.0	20.0
Hexane	Ave	0.0627	0.0648		0.0103	0.0100	3.3	20.0
1,1-Dichloroethane	Ave	0.4968	0.5134	0.1000	0.0103	0.0100	3.3	20.0
Vinyl acetate	Ave	0.1777	0.1559		0.00842	0.00960	-12.3	20.0
2,2-Dichloropropane	Ave	0.2898	0.2882		0.00994	0.0100	-0.6	20.0
cis-1,2-Dichloroethene	Ave	0.2992	0.3017	0.1000	0.0101	0.0100	0.8	20.0
2-Butanone	Ave	0.0864	0.0857	0.0500	0.0198	0.0200	-0.9	20.0
Bromochloromethane	Ave	0.1448	0.1412		0.00975	0.0100	-2.5	20.0
Tetrahydrofuran	Ave	0.0577	0.0517		0.0179	0.0200	-10.6	20.0
Chloroform	Ave	0.4612	0.4660	0.2000	0.0101	0.0100	1.0	20.0
1,1,1-Trichloroethane	Ave	0.3707	0.3712	0.1000	0.0100	0.0100	0.1	20.0
Cyclohexane	Ave	0.4690	0.5487	0.1000	0.0117	0.0100	17.0	20.0
1,1-Dichloropropene	Ave	0.3266	0.3429		0.0105	0.0100	5.0	20.0
Carbon tetrachloride	Ave	0.3186	0.3327	0.1000	0.0104	0.0100	4.4	20.0
Isobutyl alcohol	Ave	0.0076	0.0076		0.251	0.250	0.2	20.0
Benzene	Ave	1.077	1.164	0.5000	0.0108	0.0100	8.0	20.0
1,2-Dichloroethane	Ave	0.3417	0.3475	0.1000	0.0102	0.0100	1.7	20.0
n-Heptane	Ave	0.0525	0.0598		0.0114	0.0100	13.7	20.0
Trichloroethene	Ave	0.2851	0.2839	0.2000	0.00996	0.0100	-0.4	20.0

FORM VII
GC/MS VOA CONTINUING CALIBRATION DATA

Lab Name: TestAmerica Canton Job No.: 240-48848-1

SDG No.:

Lab Sample ID: CCVIS 240-174872/2 Calibration Date: 04/02/2015 13:49

Instrument ID: A3UX17 Calib Start Date: 03/17/2015 08:28

GC Column: DB-624 ID: 0.18(mm) Calib End Date: 03/17/2015 11:54

Lab File ID: UXR9519.D Conc. Units: ng/uL Heated Purge: (Y/N) N

ANALYTE	CURVE TYPE	AVE RRF	RRF	MIN RRF	CALC AMOUNT	SPIKE AMOUNT	%D	MAX %D
Methylcyclohexane	Ave	0.4089	0.4541	0.1000	0.0111	0.0100	11.1	20.0
1,2-Dichloropropane	Ave	0.2464	0.2685	0.1000	0.0109	0.0100	9.0	20.0
1,4-Dioxane	Ave	0.0019	0.0015		0.154	0.200	-23.0*	20.0
Dibromomethane	Ave	0.1330	0.1335		0.0100	0.0100	0.3	20.0
Bromodichloromethane	Ave	0.2909	0.3060	0.1000	0.0105	0.0100	5.2	20.0
2-Chloroethyl vinyl ether	Ave	0.1082	0.1108		0.0205	0.0200	2.4	20.0
cis-1,3-Dichloropropene	Ave	0.3053	0.3105	0.1500	0.0102	0.0100	1.7	20.0
4-Methyl-2-pentanone	Ave	0.1645	0.1619	0.0500	0.0197	0.0200	-1.6	20.0
Toluene	Ave	1.462	1.673	0.4000	0.0114	0.0100	14.5	20.0
trans-1,3-Dichloropropene	Ave	0.3324	0.3295	0.1000	0.00991	0.0100	-0.9	20.0
Ethyl methacrylate	Ave	0.2567	0.2597		0.0101	0.0100	1.2	20.0
1,1,2-Trichloroethane	Ave	0.2656	0.2873	0.1000	0.0108	0.0100	8.2	20.0
Tetrachloroethene	Ave	0.3065	0.3247	0.2000	0.0106	0.0100	5.9	20.0
1,3-Dichloropropane	Ave	0.4593	0.5050		0.0110	0.0100	9.9	20.0
2-Hexanone	Ave	0.1417	0.1504	0.0500	0.0212	0.0200	6.1	20.0
Dibromochloromethane	Ave	0.2703	0.2728		0.0101	0.0100	0.9	20.0
1,2-Dibromoethane	Ave	0.2488	0.2523		0.0101	0.0100	1.4	20.0
Chlorobenzene	Ave	0.9841	1.046	0.3000	0.0106	0.0100	6.2	20.0
1,1,1,2-Tetrachloroethane	Ave	0.3359	0.3446		0.0103	0.0100	2.6	20.0
Ethylbenzene	Ave	0.5077	0.5681		0.0112	0.0100	11.9	20.0
m-Xylene & p-Xylene	Ave	0.6389	0.7223		0.0113	0.0100	13.1	20.0
o-Xylene	Ave	0.6360	0.6870		0.0108	0.0100	8.0	20.0
Styrene	Ave	0.9489	1.085	0.3000	0.0114	0.0100	14.3	20.0
Bromoform	Ave	0.1572	0.1413	0.1000	0.00899	0.0100	-10.1	20.0
Isopropylbenzene	Ave	1.649	1.748	0.1000	0.0106	0.0100	6.0	20.0
1,1,2,2-Tetrachloroethane	Ave	0.5473	0.6003	0.3000	0.0110	0.0100	9.7	20.0
Bromobenzene	Ave	0.7231	0.7581		0.0105	0.0100	4.8	20.0
1,2,3-Trichloropropane	Ave	0.1851	0.1830		0.00988	0.0100	-1.2	20.0
trans-1,4-Dichloro-2-butene	Ave	0.1538	0.1511		0.00982	0.0100	-1.8	20.0
n-Propylbenzene	Ave	0.7431	0.8800		0.0118	0.0100	18.4	20.0
2-Chlorotoluene	Ave	0.6642	0.7446		0.0112	0.0100	12.1	20.0
1,3,5-Trimethylbenzene	Ave	2.248	2.604		0.0116	0.0100	15.8	20.0
4-Chlorotoluene	Ave	0.6956	0.7746		0.0111	0.0100	11.4	20.0
tert-Butylbenzene	Ave	1.960	2.155		0.0110	0.0100	9.9	20.0
1,2,4-Trimethylbenzene	Ave	2.370	2.743		0.0116	0.0100	15.8	20.0
sec-Butylbenzene	Ave	2.633	3.039		0.0115	0.0100	15.4	20.0
1,3-Dichlorobenzene	Ave	1.475	1.550	0.6000	0.0105	0.0100	5.1	20.0
p-Isopropyltoluene	Ave	2.383	2.705		0.0114	0.0100	13.5	20.0
1,4-Dichlorobenzene	Ave	1.503	1.577	0.5000	0.0105	0.0100	4.9	20.0
n-Butylbenzene	Ave	1.929	2.178		0.0113	0.0100	12.9	20.0
1,2-Dichlorobenzene	Ave	1.418	1.502	0.4000	0.0106	0.0100	5.9	20.0

FORM VII
GC/MS VOA CONTINUING CALIBRATION DATA

Lab Name: TestAmerica Canton Job No.: 240-48848-1

SDG No.:

Lab Sample ID: CCVIS 240-174872/2 Calibration Date: 04/02/2015 13:49

Instrument ID: A3UX17 Calib Start Date: 03/17/2015 08:28

GC Column: DB-624 ID: 0.18(mm) Calib End Date: 03/17/2015 11:54

Lab File ID: UXR9519.D Conc. Units: ng/uL Heated Purge: (Y/N) N

ANALYTE	CURVE TYPE	AVE RRF	RRF	MIN RRF	CALC AMOUNT	SPIKE AMOUNT	%D	MAX %D
1,2-Dibromo-3-Chloropropane	Ave	0.0894	0.0758	0.0500	0.00847	0.0100	-15.3	20.0
1,2,4-Trichlorobenzene	Ave	0.8547	0.7672	0.2000	0.00898	0.0100	-10.2	20.0
Hexachlorobutadiene	Lin1		0.2986		0.00982	0.0100	-1.8	20.0
Naphthalene	Ave	1.668	1.481		0.00888	0.0100	-11.2	20.0
1,2,3-Trichlorobenzene	Ave	0.7566	0.7135		0.00943	0.0100	-5.7	20.0
Dibromofluoromethane (Surr)	Ave	0.2373	0.2103		0.00886	0.0100	-11.4	20.0
1,2-Dichloroethane-d4 (Surr)	Ave	0.2792	0.2577		0.00923	0.0100	-7.7	20.0
Toluene-d8 (Surr)	Ave	1.250	1.284		0.0103	0.0100	2.8	20.0
4-Bromofluorobenzene (Surr)	Ave	0.4764	0.4671		0.00981	0.0100	-1.9	20.0

FORM VII
GC/MS VOA CONTINUING CALIBRATION DATA

Lab Name: TestAmerica Canton Job No.: 240-48848-1

SDG No.:

Lab Sample ID: CCV 240-174872/3 Calibration Date: 04/02/2015 14:12

Instrument ID: A3UX17 Calib Start Date: 03/17/2015 12:52

GC Column: DB-624 ID: 0.18(mm) Calib End Date: 03/17/2015 14:46

Lab File ID: UXR9520.D Conc. Units: ng/uL Heated Purge: (Y/N) N

ANALYTE	CURVE TYPE	AVE RRF	RRF	MIN RRF	CALC AMOUNT	SPIKE AMOUNT	%D	MAX %D
Acetonitrile	Ave	0.0315	0.0338		0.107	0.100	7.5	20.0
Diisopropyl ether	Ave	0.2316	0.2063		0.00891	0.0100	-10.9	20.0
2-Chloro-1,3-butadiene	Ave	0.4475	0.4478		0.0100	0.0100	0.0	20.0
Ethyl-t-butyl ether (ETBE)	Ave	0.7386	0.6542		0.00886	0.0100	-11.4	20.0
Ethyl acetate	Ave	0.0407	0.0358		0.0176	0.0200	-12.2	20.0
Propionitrile	Ave	0.0305	0.0296		0.0972	0.100	-2.8	20.0
Methacrylonitrile	Ave	0.1378	0.1372		0.0996	0.100	-0.4	20.0
Tert-amyl-methyl ether (TAME)	Ave	0.5805	0.4890		0.00842	0.0100	-15.8	20.0
n-Butanol	Ave	0.0050	0.0041		0.204	0.250	-18.2	20.0
Ethyl acrylate	Ave	0.1836	0.1765		0.00962	0.0100	-3.8	20.0
Methyl methacrylate	Ave	0.1633	0.1599		0.0196	0.0200	-2.1	20.0
2-Nitropropane	Ave	0.0366	0.0322		0.0176	0.0200	-11.8	20.0
n-Butyl acetate	Ave	0.0369	0.0319		0.00100	0.0100	-13.6	20.0
1-Chlorohexane	Ave	0.3625	0.3338		0.00921	0.0100	-7.9	20.0
Cyclohexanone	Ave	0.0100	0.0085		0.0848	0.100	-15.2	20.0
1,2,3-Trimethylbenzene	Ave	2.431	2.752		0.0113	0.0100	13.2	20.0
1,3,5-Trichlorobenzene	Ave	1.028	1.071		0.0104	0.0100	4.2	20.0
2-Methylnaphthalene	Lin1		0.6219		0.0128	0.0200	-36.0*	20.0

FORM V
GC/MS VOA INSTRUMENT PERFORMANCE CHECK
BROMOFLUOROBENZENE (BFB)

Lab Name: TestAmerica Canton Job No.: 240-48848-1

SDG No.:

Lab File ID: BFB515.D BFB Injection Date: 04/03/2015

Instrument ID: A3UX17 BFB Injection Time: 11:11

Analysis Batch No.: 175006

M/E	ION ABUNDANCE CRITERIA	% RELATIVE ABUNDANCE	
50	15.0 - 40.0 % of mass 95	19.6	
75	30.0 - 60.0 % of mass 95	49.0	
95	Base Peak, 100% relative abundance	100.0	
96	5.0 - 9.0 % of mass 95	6.7	
173	Less than 2.0 % of mass 174	0.8	(0.9)1
174	50.0 - 120.00 % of mass 95	82.8	
175	5.0 - 9.0 % of mass 174	5.6	(6.8)1
176	95.0 - 101.0 % of mass 174	78.8	(95.2)1
177	5.0 - 9.0 % of mass 176	5.0	(6.3)2

1-Value is % mass 174 2-Value is % mass 176

THIS CHECK APPLIES TO THE FOLLOWING SAMPLES, MS, MSD, BLANKS AND STANDARDS:

CLIENT SAMPLE ID	LAB SAMPLE ID	LAB FILE ID	DATE ANALYZED	TIME ANALYZED
	CCVIS 240-175006/2	UXR9546.D	04/03/2015	11:36
	CCV 240-175006/3	UXR9547.D	04/03/2015	11:59
	LCS 240-175006/4	UXR9548.D	04/03/2015	12:22
	MB 240-175006/6	UXR9550.D	04/03/2015	13:07
MSA-SW42A-033115	240-48848-21	UXR9551.D	04/03/2015	13:30
MSA-SW42B-033115	240-48848-22	UXR9552.D	04/03/2015	13:53
MSA-SW42C-033115	240-48848-23	UXR9553.D	04/03/2015	14:15
MSA-SW42D-033115	240-48848-24	UXR9554.D	04/03/2015	14:41
MSA-SW43A-033115	240-48848-25	UXR9555.D	04/03/2015	15:14
MSA-SW43B-033115	240-48848-26	UXR9556.D	04/03/2015	15:37
MSA-SW43C-033115	240-48848-27	UXR9557.D	04/03/2015	15:59
MSA-SW43D-033115	240-48848-28	UXR9558.D	04/03/2015	16:22
MSA-SW44A-033115	240-48848-29	UXR9559.D	04/03/2015	16:45
MSA-SW44B-033115	240-48848-30	UXR9560.D	04/03/2015	17:08
MSA-SW44C-033115	240-48848-31	UXR9561.D	04/03/2015	17:30
MSA-SW44D-033115	240-48848-32	UXR9562.D	04/03/2015	17:53
MSA-SW45A-033115	240-48848-33	UXR9563.D	04/03/2015	18:16
MSA-SW45B-033115	240-48848-34	UXR9564.D	04/03/2015	18:38
MSA-SW45C-033115	240-48848-35	UXR9565.D	04/03/2015	19:01
MSA-SW45D-033115	240-48848-36	UXR9566.D	04/03/2015	19:24
EL-SW01A-033115	240-48848-37	UXR9567.D	04/03/2015	19:46
EL-SW01B-033115	240-48848-38	UXR9568.D	04/03/2015	20:09
EL-SW01C-033115	240-48848-39	UXR9569.D	04/03/2015	20:32
EL-SW01D-033115	240-48848-40	UXR9570.D	04/03/2015	20:54
MSA-SW42A-033115 MS	240-48848-21 MS	UXR9571.D	04/03/2015	21:17
MSA-SW42A-033115 MSD	240-48848-21 MSD	UXR9572.D	04/03/2015	21:40

FORM VII
GC/MS VOA CONTINUING CALIBRATION DATA

Lab Name: TestAmerica Canton Job No.: 240-48848-1

SDG No.:

Lab Sample ID: CCVIS 240-175006/2 Calibration Date: 04/03/2015 11:36

Instrument ID: A3UX17 Calib Start Date: 03/17/2015 08:28

GC Column: DB-624 ID: 0.18(mm) Calib End Date: 03/17/2015 11:54

Lab File ID: UXR9546.D Conc. Units: ng/uL Heated Purge: (Y/N) N

ANALYTE	CURVE TYPE	AVE RRF	RRF	MIN RRF	CALC AMOUNT	SPIKE AMOUNT	%D	MAX %D
Dichlorodifluoromethane	Ave	0.2986	0.2964	0.1000	0.00993	0.0100	-0.7	20.0
Chloromethane	Ave	0.3827	0.4241	0.1000	0.0111	0.0100	10.8	20.0
Vinyl chloride	Ave	0.3638	0.3886	0.1000	0.0107	0.0100	6.8	20.0
Butadiene	Ave	0.3550	0.3786		0.0107	0.0100	6.7	20.0
Bromomethane	Lin1		0.1582	0.0500	0.00966	0.0100	-3.4	20.0
Chloroethane	Lin1		0.2006	0.0500	0.00968	0.0100	-3.2	20.0
Dichlorofluoromethane	Ave	0.4756	0.4728		0.00994	0.0100	-0.6	20.0
Trichlorofluoromethane	Ave	0.3829	0.3897	0.1000	0.0102	0.0100	1.8	20.0
Ethyl ether	Ave	0.2177	0.2209		0.0101	0.0100	1.5	20.0
Acrolein	Ave	0.0191	0.0253		0.0662	0.0500	32.3*	20.0
1,1-Dichloroethene	Ave	0.2481	0.2512	0.1000	0.0101	0.0100	1.2	20.0
1,1,2-Trichloro-1,2,2-trichf luoroethane	Ave	0.2188	0.2203	0.0500	0.0101	0.0100	0.7	20.0
Acetone	Lin1		0.0692	0.0500	0.0194	0.0200	-2.9	20.0
Iodomethane	Ave	0.4044	0.3755		0.00929	0.0100	-7.1	20.0
Carbon disulfide	Ave	0.7089	0.7452	0.1000	0.0105	0.0100	5.1	20.0
3-Chloro-1-propene	Ave	0.1464	0.1454		0.00993	0.0100	-0.7	20.0
Methyl acetate	Ave	0.1702	0.1673	0.1000	0.0492	0.0500	-1.7	20.0
Methylene Chloride	Lin1		0.3161	0.1000	0.0110	0.0100	10.5	20.0
tert-Butyl alcohol	Ave	0.0143	0.0103		0.0724	0.100	-27.6*	20.0
Acrylonitrile	Ave	0.0860	0.0871		0.101	0.100	1.3	20.0
Methyl tert-butyl ether	Ave	0.6774	0.5656	0.1000	0.00835	0.0100	-16.5	20.0
trans-1,2-Dichloroethene	Ave	0.2862	0.2915	0.1000	0.0102	0.0100	1.8	20.0
Hexane	Ave	0.0627	0.0605		0.00964	0.0100	-3.6	20.0
1,1-Dichloroethane	Ave	0.4968	0.5020	0.1000	0.0101	0.0100	1.0	20.0
Vinyl acetate	Ave	0.1777	0.1472		0.00795	0.00960	-17.2	20.0
2,2-Dichloropropane	Ave	0.2898	0.2775		0.00958	0.0100	-4.2	20.0
2-Butanone	Ave	0.0864	0.0872	0.0500	0.0202	0.0200	0.9	20.0
cis-1,2-Dichloroethene	Ave	0.2992	0.2904	0.1000	0.00970	0.0100	-3.0	20.0
Bromochloromethane	Ave	0.1448	0.1370		0.00946	0.0100	-5.4	20.0
Tetrahydrofuran	Ave	0.0577	0.0590		0.0204	0.0200	2.2	20.0
Chloroform	Ave	0.4612	0.4567	0.2000	0.00990	0.0100	-1.0	20.0
1,1,1-Trichloroethane	Ave	0.3707	0.3552	0.1000	0.00958	0.0100	-4.2	20.0
Cyclohexane	Ave	0.4690	0.5112	0.1000	0.0109	0.0100	9.0	20.0
1,1-Dichloropropene	Ave	0.3266	0.3323		0.0102	0.0100	1.8	20.0
Carbon tetrachloride	Ave	0.3186	0.3196	0.1000	0.0100	0.0100	0.3	20.0
Isobutyl alcohol	Ave	0.0076	0.0076		0.250	0.250	-0.0	20.0
Benzene	Ave	1.077	1.131	0.5000	0.0105	0.0100	4.9	20.0
1,2-Dichloroethane	Ave	0.3417	0.3383	0.1000	0.00990	0.0100	-1.0	20.0
n-Heptane	Ave	0.0525	0.0542		0.0103	0.0100	3.1	20.0
Trichloroethene	Ave	0.2851	0.2740	0.2000	0.00961	0.0100	-3.9	20.0

FORM VII
GC/MS VOA CONTINUING CALIBRATION DATA

Lab Name: TestAmerica Canton Job No.: 240-48848-1

SDG No.:

Lab Sample ID: CCVIS 240-175006/2 Calibration Date: 04/03/2015 11:36

Instrument ID: A3UX17 Calib Start Date: 03/17/2015 08:28

GC Column: DB-624 ID: 0.18(mm) Calib End Date: 03/17/2015 11:54

Lab File ID: UXR9546.D Conc. Units: ng/uL Heated Purge: (Y/N) N

ANALYTE	CURVE TYPE	AVE RRF	RRF	MIN RRF	CALC AMOUNT	SPIKE AMOUNT	%D	MAX %D
Methylcyclohexane	Ave	0.4089	0.4206	0.1000	0.0103	0.0100	2.9	20.0
1,2-Dichloropropane	Ave	0.2464	0.2618	0.1000	0.0106	0.0100	6.3	20.0
1,4-Dioxane	Ave	0.0019	0.0015		0.154	0.200	-23.0*	20.0
Dibromomethane	Ave	0.1330	0.1295		0.00973	0.0100	-2.7	20.0
Bromodichloromethane	Ave	0.2909	0.2949	0.1000	0.0101	0.0100	1.4	20.0
2-Chloroethyl vinyl ether	Ave	0.1082	0.1029		0.0190	0.0200	-4.9	20.0
cis-1,3-Dichloropropene	Ave	0.3053	0.3072	0.1500	0.0101	0.0100	0.6	20.0
4-Methyl-2-pentanone	Ave	0.1645	0.1576	0.0500	0.0192	0.0200	-4.2	20.0
Toluene	Ave	1.462	1.647	0.4000	0.0113	0.0100	12.7	20.0
trans-1,3-Dichloropropene	Ave	0.3324	0.3241	0.1000	0.00975	0.0100	-2.5	20.0
Ethyl methacrylate	Ave	0.2567	0.2495		0.00972	0.0100	-2.8	20.0
1,1,2-Trichloroethane	Ave	0.2656	0.2770	0.1000	0.0104	0.0100	4.3	20.0
Tetrachloroethene	Ave	0.3065	0.3148	0.2000	0.0103	0.0100	2.7	20.0
1,3-Dichloropropane	Ave	0.4593	0.4969		0.0108	0.0100	8.2	20.0
2-Hexanone	Ave	0.1417	0.1529	0.0500	0.0216	0.0200	7.9	20.0
Dibromochloromethane	Ave	0.2703	0.2708		0.0100	0.0100	0.2	20.0
1,2-Dibromoethane	Ave	0.2488	0.2484		0.00998	0.0100	-0.2	20.0
Chlorobenzene	Ave	0.9841	1.035	0.3000	0.0105	0.0100	5.2	20.0
1,1,1,2-Tetrachloroethane	Ave	0.3359	0.3360		0.0100	0.0100	0.0	20.0
Ethylbenzene	Ave	0.5077	0.5458		0.0108	0.0100	7.5	20.0
m-Xylene & p-Xylene	Ave	0.6389	0.6907		0.0108	0.0100	8.1	20.0
o-Xylene	Ave	0.6360	0.6750		0.0106	0.0100	6.1	20.0
Styrene	Ave	0.9489	1.051	0.3000	0.0111	0.0100	10.7	20.0
Bromoform	Ave	0.1572	0.1421	0.1000	0.00904	0.0100	-9.6	20.0
Isopropylbenzene	Ave	1.649	1.714	0.1000	0.0104	0.0100	3.9	20.0
1,1,2,2-Tetrachloroethane	Ave	0.5473	0.5805	0.3000	0.0106	0.0100	6.1	20.0
Bromobenzene	Ave	0.7231	0.7420		0.0103	0.0100	2.6	20.0
1,2,3-Trichloropropane	Ave	0.1851	0.1841		0.00994	0.0100	-0.6	20.0
trans-1,4-Dichloro-2-butene	Ave	0.1538	0.1482		0.00963	0.0100	-3.7	20.0
n-Propylbenzene	Ave	0.7431	0.8548		0.0115	0.0100	15.0	20.0
2-Chlorotoluene	Ave	0.6642	0.7329		0.0110	0.0100	10.3	20.0
1,3,5-Trimethylbenzene	Ave	2.248	2.552		0.0114	0.0100	13.5	20.0
4-Chlorotoluene	Ave	0.6956	0.7726		0.0111	0.0100	11.1	20.0
tert-Butylbenzene	Ave	1.960	2.121		0.0108	0.0100	8.2	20.0
1,2,4-Trimethylbenzene	Ave	2.370	2.718		0.0115	0.0100	14.7	20.0
sec-Butylbenzene	Ave	2.633	2.975		0.0113	0.0100	13.0	20.0
1,3-Dichlorobenzene	Ave	1.475	1.528	0.6000	0.0104	0.0100	3.6	20.0
p-Isopropyltoluene	Ave	2.383	2.642		0.0111	0.0100	10.9	20.0
1,4-Dichlorobenzene	Ave	1.503	1.572	0.5000	0.0105	0.0100	4.6	20.0
n-Butylbenzene	Ave	1.929	2.142		0.0111	0.0100	11.0	20.0
1,2-Dichlorobenzene	Ave	1.418	1.506	0.4000	0.0106	0.0100	6.2	20.0

FORM VII
GC/MS VOA CONTINUING CALIBRATION DATA

Lab Name: TestAmerica Canton Job No.: 240-48848-1

SDG No.:

Lab Sample ID: CCVIS 240-175006/2 Calibration Date: 04/03/2015 11:36

Instrument ID: A3UX17 Calib Start Date: 03/17/2015 08:28

GC Column: DB-624 ID: 0.18(mm) Calib End Date: 03/17/2015 11:54

Lab File ID: UXR9546.D Conc. Units: ng/uL Heated Purge: (Y/N) N

ANALYTE	CURVE TYPE	AVE RRF	RRF	MIN RRF	CALC AMOUNT	SPIKE AMOUNT	%D	MAX %D
1,2-Dibromo-3-Chloropropane	Ave	0.0894	0.0797	0.0500	0.00892	0.0100	-10.8	20.0
1,2,4-Trichlorobenzene	Ave	0.8547	0.7914	0.2000	0.00926	0.0100	-7.4	20.0
Hexachlorobutadiene	Lin1		0.3111		0.0102	0.0100	2.5	20.0
Naphthalene	Ave	1.668	1.452		0.00871	0.0100	-12.9	20.0
1,2,3-Trichlorobenzene	Ave	0.7566	0.7112		0.00940	0.0100	-6.0	20.0
Dibromofluoromethane (Surr)	Ave	0.2373	0.2124		0.00895	0.0100	-10.5	20.0
1,2-Dichloroethane-d4 (Surr)	Ave	0.2792	0.2530		0.00906	0.0100	-9.4	20.0
Toluene-d8 (Surr)	Ave	1.250	1.267		0.0101	0.0100	1.4	20.0
4-Bromofluorobenzene (Surr)	Ave	0.4764	0.4607		0.00967	0.0100	-3.3	20.0

FORM VII
GC/MS VOA CONTINUING CALIBRATION DATA

Lab Name: TestAmerica Canton Job No.: 240-48848-1

SDG No.:

Lab Sample ID: CCV 240-175006/3 Calibration Date: 04/03/2015 11:59

Instrument ID: A3UX17 Calib Start Date: 03/17/2015 12:52

GC Column: DB-624 ID: 0.18(mm) Calib End Date: 03/17/2015 14:46

Lab File ID: UXR9547.D Conc. Units: ng/uL Heated Purge: (Y/N) N

ANALYTE	CURVE TYPE	AVE RRF	RRF	MIN RRF	CALC AMOUNT	SPIKE AMOUNT	%D	MAX %D
Acetonitrile	Ave	0.0315	0.0335		0.106	0.100	6.3	20.0
Diisopropyl ether	Ave	0.2316	0.2082		0.00899	0.0100	-10.1	20.0
2-Chloro-1,3-butadiene	Ave	0.4475	0.4553		0.0102	0.0100	1.7	20.0
Ethyl-t-butyl ether (ETBE)	Ave	0.7386	0.6663		0.00902	0.0100	-9.8	20.0
Ethyl acetate	Ave	0.0407	0.0375		0.0184	0.0200	-7.9	20.0
Propionitrile	Ave	0.0305	0.0290		0.0951	0.100	-4.9	20.0
Methacrylonitrile	Ave	0.1378	0.1311		0.0951	0.100	-4.9	20.0
Tert-amyl-methyl ether (TAME)	Ave	0.5805	0.5038		0.00868	0.0100	-13.2	20.0
n-Butanol	Ave	0.0050	0.0040		0.198	0.250	-21.0*	20.0
Ethyl acrylate	Ave	0.1836	0.1650		0.00899	0.0100	-10.1	20.0
Methyl methacrylate	Ave	0.1633	0.1578		0.0193	0.0200	-3.3	20.0
2-Nitropropane	Ave	0.0366	0.0301		0.0165	0.0200	-17.7	20.0
n-Butyl acetate	Ave	0.0369	0.0328		0.00100	0.0100	-11.2	20.0
1-Chlorohexane	Ave	0.3625	0.3362		0.00927	0.0100	-7.3	20.0
Cyclohexanone	Ave	0.0100	0.0081		0.0813	0.100	-18.7	20.0
1,2,3-Trimethylbenzene	Ave	2.431	2.734		0.0112	0.0100	12.5	20.0
1,3,5-Trichlorobenzene	Ave	1.028	1.077		0.0105	0.0100	4.8	20.0
2-Methylnaphthalene	Lin1		0.5542		0.0115	0.0200	-42.3*	20.0

FORM V
GC/MS VOA INSTRUMENT PERFORMANCE CHECK
BROMOFLUOROBENZENE (BFB)

Lab Name: TestAmerica Canton Job No.: 240-48848-1

SDG No.:

Lab File ID: BFB518.D BFB Injection Date: 04/06/2015

Instrument ID: A3UX17 BFB Injection Time: 11:54

Analysis Batch No.: 175236

M/E	ION ABUNDANCE CRITERIA	% RELATIVE ABUNDANCE	
50	15.0 - 40.0 % of mass 95	19.2	
75	30.0 - 60.0 % of mass 95	49.1	
95	Base Peak, 100% relative abundance	100.0	
96	5.0 - 9.0 % of mass 95	7.2	
173	Less than 2.0 % of mass 174	0.7	(0.9)1
174	50.0 - 120.00 % of mass 95	83.8	
175	5.0 - 9.0 % of mass 174	6.3	(7.5)1
176	95.0 - 101.0 % of mass 174	80.6	(96.2)1
177	5.0 - 9.0 % of mass 176	5.2	(6.4)2

1-Value is % mass 174 2-Value is % mass 176

THIS CHECK APPLIES TO THE FOLLOWING SAMPLES, MS, MSD, BLANKS AND STANDARDS:

CLIENT SAMPLE ID	LAB SAMPLE ID	LAB FILE ID	DATE ANALYZED	TIME ANALYZED
	CCVIS 240-175236/2	UXR9599.D	04/06/2015	12:34
	CCV 240-175236/3	UXR9600.D	04/06/2015	12:57
	LCS 240-175236/4	UXR9601.D	04/06/2015	13:19
	MB 240-175236/6	UXR9603.D	04/06/2015	14:05
TB-033115	240-48848-41	UXR9604.D	04/06/2015	14:32
	240-48885-B-1 MS	UXR9612.D	04/06/2015	17:36
	240-48885-B-1 MSD	UXR9613.D	04/06/2015	17:59

FORM VII
GC/MS VOA CONTINUING CALIBRATION DATA

Lab Name: TestAmerica Canton Job No.: 240-48848-1

SDG No.:

Lab Sample ID: CCVIS 240-175236/2 Calibration Date: 04/06/2015 12:34

Instrument ID: A3UX17 Calib Start Date: 03/17/2015 08:28

GC Column: DB-624 ID: 0.18(mm) Calib End Date: 03/17/2015 11:54

Lab File ID: UXR9599.D Conc. Units: ng/uL Heated Purge: (Y/N) N

ANALYTE	CURVE TYPE	AVE RRF	RRF	MIN RRF	CALC AMOUNT	SPIKE AMOUNT	%D	MAX %D
Dichlorodifluoromethane	Ave	0.2986	0.2719	0.1000	0.00911	0.0100	-8.9	20.0
Chloromethane	Ave	0.3827	0.4134	0.1000	0.0108	0.0100	8.0	20.0
Vinyl chloride	Ave	0.3638	0.3892	0.1000	0.0107	0.0100	7.0	20.0
Butadiene	Ave	0.3550	0.3643		0.0103	0.0100	2.6	20.0
Bromomethane	Lin1		0.1808	0.0500	0.0111	0.0100	10.9	20.0
Chloroethane	Lin1		0.2165	0.0500	0.0105	0.0100	4.6	20.0
Dichlorofluoromethane	Ave	0.4756	0.5177		0.0109	0.0100	8.9	20.0
Trichlorofluoromethane	Ave	0.3829	0.3936	0.1000	0.0103	0.0100	2.8	20.0
Ethyl ether	Ave	0.2177	0.2083		0.00957	0.0100	-4.3	20.0
Acrolein	Ave	0.0191	0.0221		0.0579	0.0500	15.9	20.0
1,1-Dichloroethene	Ave	0.2481	0.2529	0.1000	0.0102	0.0100	1.9	20.0
1,1,2-Trichloro-1,2,2-trichf luoroethane	Ave	0.2188	0.2313	0.0500	0.0106	0.0100	5.7	20.0
Acetone	Lin1		0.0696	0.0500	0.0195	0.0200	-2.4	20.0
Iodomethane	Ave	0.4044	0.3981		0.00984	0.0100	-1.6	20.0
Carbon disulfide	Ave	0.7089	0.8056	0.1000	0.0114	0.0100	13.6	20.0
3-Chloro-1-propene	Ave	0.1464	0.1452		0.00992	0.0100	-0.8	20.0
Methyl acetate	Ave	0.1702	0.1509	0.1000	0.0443	0.0500	-11.3	20.0
Methylene Chloride	Lin1		0.3409	0.1000	0.0119	0.0100	19.5	20.0
tert-Butyl alcohol	Ave	0.0143	0.0092		0.0644	0.100	-35.6*	20.0
Acrylonitrile	Ave	0.0860	0.0797		0.0927	0.100	-7.3	20.0
Methyl tert-butyl ether	Ave	0.6774	0.5506	0.1000	0.00813	0.0100	-18.7	20.0
trans-1,2-Dichloroethene	Ave	0.2862	0.2989	0.1000	0.0104	0.0100	4.4	20.0
Hexane	Ave	0.0627	0.0646		0.0103	0.0100	3.0	20.0
1,1-Dichloroethane	Ave	0.4968	0.5006	0.1000	0.0101	0.0100	0.8	20.0
Vinyl acetate	Ave	0.1777	0.1341		0.00724	0.00960	-24.6*	20.0
2,2-Dichloropropane	Ave	0.2898	0.3006		0.0104	0.0100	3.7	20.0
cis-1,2-Dichloroethene	Ave	0.2992	0.2877	0.1000	0.00962	0.0100	-3.8	20.0
2-Butanone	Ave	0.0864	0.0729	0.0500	0.0169	0.0200	-15.7	20.0
Bromochloromethane	Ave	0.1448	0.1323		0.00914	0.0100	-8.6	20.0
Tetrahydrofuran	Ave	0.0577	0.0447		0.0155	0.0200	-22.6*	20.0
Chloroform	Ave	0.4612	0.4533	0.2000	0.00983	0.0100	-1.7	20.0
1,1,1-Trichloroethane	Ave	0.3707	0.3654	0.1000	0.00986	0.0100	-1.4	20.0
Cyclohexane	Ave	0.4690	0.5394	0.1000	0.0115	0.0100	15.0	20.0
1,1-Dichloropropene	Ave	0.3266	0.3342		0.0102	0.0100	2.3	20.0
Carbon tetrachloride	Ave	0.3186	0.3406	0.1000	0.0107	0.0100	6.9	20.0
Isobutyl alcohol	Ave	0.0076	0.0069		0.228	0.250	-9.0	20.0
Benzene	Ave	1.077	1.140	0.5000	0.0106	0.0100	5.9	20.0
1,2-Dichloroethane	Ave	0.3417	0.3310	0.1000	0.00969	0.0100	-3.1	20.0
n-Heptane	Ave	0.0525	0.0587		0.0112	0.0100	11.7	20.0
Trichloroethene	Ave	0.2851	0.2792	0.2000	0.00979	0.0100	-2.1	20.0

FORM VII
GC/MS VOA CONTINUING CALIBRATION DATA

Lab Name: TestAmerica Canton Job No.: 240-48848-1

SDG No.:

Lab Sample ID: CCVIS 240-175236/2 Calibration Date: 04/06/2015 12:34

Instrument ID: A3UX17 Calib Start Date: 03/17/2015 08:28

GC Column: DB-624 ID: 0.18(mm) Calib End Date: 03/17/2015 11:54

Lab File ID: UXR9599.D Conc. Units: ng/uL Heated Purge: (Y/N) N

ANALYTE	CURVE TYPE	AVE RRF	RRF	MIN RRF	CALC AMOUNT	SPIKE AMOUNT	%D	MAX %D
Methylcyclohexane	Ave	0.4089	0.4476	0.1000	0.0109	0.0100	9.5	20.0
1,2-Dichloropropane	Ave	0.2464	0.2663	0.1000	0.0108	0.0100	8.1	20.0
1,4-Dioxane	Ave	0.0019	0.0012		0.131	0.200	-34.5*	20.0
Dibromomethane	Ave	0.1330	0.1253		0.00942	0.0100	-5.8	20.0
Bromodichloromethane	Ave	0.2909	0.3003	0.1000	0.0103	0.0100	3.2	20.0
2-Chloroethyl vinyl ether	Ave	0.1082	0.0959		0.0177	0.0200	-11.4	20.0
cis-1,3-Dichloropropene	Ave	0.3053	0.3088	0.1500	0.0101	0.0100	1.2	20.0
4-Methyl-2-pentanone	Ave	0.1645	0.1432	0.0500	0.0174	0.0200	-13.0	20.0
Toluene	Ave	1.462	1.645	0.4000	0.0113	0.0100	12.6	20.0
trans-1,3-Dichloropropene	Ave	0.3324	0.3271	0.1000	0.00984	0.0100	-1.6	20.0
Ethyl methacrylate	Ave	0.2567	0.2387		0.00930	0.0100	-7.0	20.0
1,1,2-Trichloroethane	Ave	0.2656	0.2659	0.1000	0.0100	0.0100	0.1	20.0
Tetrachloroethene	Ave	0.3065	0.3222	0.2000	0.0105	0.0100	5.1	20.0
1,3-Dichloropropane	Ave	0.4593	0.4828		0.0105	0.0100	5.1	20.0
2-Hexanone	Ave	0.1417	0.1339	0.0500	0.0189	0.0200	-5.5	20.0
Dibromochloromethane	Ave	0.2703	0.2697		0.00998	0.0100	-0.2	20.0
1,2-Dibromoethane	Ave	0.2488	0.2316		0.00931	0.0100	-6.9	20.0
Chlorobenzene	Ave	0.9841	1.047	0.3000	0.0106	0.0100	6.4	20.0
1,1,1,2-Tetrachloroethane	Ave	0.3359	0.3481		0.0104	0.0100	3.6	20.0
Ethylbenzene	Ave	0.5077	0.5580		0.0110	0.0100	9.9	20.0
m-Xylene & p-Xylene	Ave	0.6389	0.7055		0.0110	0.0100	10.4	20.0
o-Xylene	Ave	0.6360	0.6789		0.0107	0.0100	6.7	20.0
Styrene	Ave	0.9489	1.067	0.3000	0.0112	0.0100	12.5	20.0
Bromoform	Ave	0.1572	0.1391	0.1000	0.00884	0.0100	-11.6	20.0
Isopropylbenzene	Ave	1.649	1.741	0.1000	0.0106	0.0100	5.5	20.0
1,1,2,2-Tetrachloroethane	Ave	0.5473	0.5435	0.3000	0.00993	0.0100	-0.7	20.0
Bromobenzene	Ave	0.7231	0.7467		0.0103	0.0100	3.3	20.0
1,2,3-Trichloropropane	Ave	0.1851	0.1699		0.00917	0.0100	-8.3	20.0
trans-1,4-Dichloro-2-butene	Ave	0.1538	0.1390		0.00904	0.0100	-9.6	20.0
n-Propylbenzene	Ave	0.7431	0.8659		0.0117	0.0100	16.5	20.0
2-Chlorotoluene	Ave	0.6642	0.7412		0.0112	0.0100	11.6	20.0
1,3,5-Trimethylbenzene	Ave	2.248	2.610		0.0116	0.0100	16.1	20.0
4-Chlorotoluene	Ave	0.6956	0.7751		0.0111	0.0100	11.4	20.0
tert-Butylbenzene	Ave	1.960	2.167		0.0111	0.0100	10.5	20.0
1,2,4-Trimethylbenzene	Ave	2.370	2.724		0.0115	0.0100	15.0	20.0
sec-Butylbenzene	Ave	2.633	3.032		0.0115	0.0100	15.2	20.0
1,3-Dichlorobenzene	Ave	1.475	1.516	0.6000	0.0103	0.0100	2.8	20.0
p-Isopropyltoluene	Ave	2.383	2.693		0.0113	0.0100	13.0	20.0
1,4-Dichlorobenzene	Ave	1.503	1.526	0.5000	0.0102	0.0100	1.5	20.0
n-Butylbenzene	Ave	1.929	2.157		0.0112	0.0100	11.8	20.0
1,2-Dichlorobenzene	Ave	1.418	1.486	0.4000	0.0105	0.0100	4.8	20.0

FORM VII
GC/MS VOA CONTINUING CALIBRATION DATA

Lab Name: TestAmerica Canton Job No.: 240-48848-1

SDG No.:

Lab Sample ID: CCVIS 240-175236/2 Calibration Date: 04/06/2015 12:34

Instrument ID: A3UX17 Calib Start Date: 03/17/2015 08:28

GC Column: DB-624 ID: 0.18(mm) Calib End Date: 03/17/2015 11:54

Lab File ID: UXR9599.D Conc. Units: ng/uL Heated Purge: (Y/N) N

ANALYTE	CURVE TYPE	AVE RRF	RRF	MIN RRF	CALC AMOUNT	SPIKE AMOUNT	%D	MAX %D
1,2-Dibromo-3-Chloropropane	Ave	0.0894	0.0714	0.0500	0.00798	0.0100	-20.2*	20.0
1,2,4-Trichlorobenzene	Ave	0.8547	0.7883	0.2000	0.00922	0.0100	-7.8	20.0
Hexachlorobutadiene	Lin1		0.3228		0.0106	0.0100	6.4	20.0
Naphthalene	Ave	1.668	1.318		0.00790	0.0100	-21.0*	20.0
1,2,3-Trichlorobenzene	Ave	0.7566	0.7035		0.00930	0.0100	-7.0	20.0
Dibromofluoromethane (Surr)	Ave	0.2373	0.2151		0.00907	0.0100	-9.3	20.0
1,2-Dichloroethane-d4 (Surr)	Ave	0.2792	0.2478		0.00887	0.0100	-11.3	20.0
Toluene-d8 (Surr)	Ave	1.250	1.290		0.0103	0.0100	3.2	20.0
4-Bromofluorobenzene (Surr)	Ave	0.4764	0.4575		0.00960	0.0100	-4.0	20.0

FORM VII
GC/MS VOA CONTINUING CALIBRATION DATA

Lab Name: TestAmerica Canton Job No.: 240-48848-1

SDG No.:

Lab Sample ID: CCV 240-175236/3 Calibration Date: 04/06/2015 12:57

Instrument ID: A3UX17 Calib Start Date: 03/17/2015 12:52

GC Column: DB-624 ID: 0.18(mm) Calib End Date: 03/17/2015 14:46

Lab File ID: UXR9600.D Conc. Units: ng/uL Heated Purge: (Y/N) N

ANALYTE	CURVE TYPE	AVE RRF	RRF	MIN RRF	CALC AMOUNT	SPIKE AMOUNT	%D	MAX %D
Acetonitrile	Ave	0.0315	0.0278		0.0883	0.100	-11.7	20.0
Diisopropyl ether	Ave	0.2316	0.1948		0.00841	0.0100	-15.9	20.0
2-Chloro-1,3-butadiene	Ave	0.4475	0.4261		0.00952	0.0100	-4.8	20.0
Ethyl-t-butyl ether (ETBE)	Ave	0.7386	0.6111		0.00827	0.0100	-17.3	20.0
Ethyl acetate	Ave	0.0407	0.0333		0.0163	0.0200	-18.3	20.0
Propionitrile	Ave	0.0305	0.0242		0.0794	0.100	-20.6*	20.0
Methacrylonitrile	Ave	0.1378	0.1202		0.0872	0.100	-12.8	20.0
Tert-amyl-methyl ether (TAME)	Ave	0.5805	0.4646		0.00800	0.0100	-20.0	20.0
n-Butanol	Ave	0.0050	0.0033		0.165	0.250	-34.1*	20.0
Ethyl acrylate	Ave	0.1836	0.1501		0.00817	0.0100	-18.3	20.0
Methyl methacrylate	Ave	0.1633	0.1418		0.0174	0.0200	-13.2	20.0
2-Nitropropane	Ave	0.0366	0.0298		0.0163	0.0200	-18.6	20.0
n-Butyl acetate	Ave	0.0369	0.0294		0.00100	0.0100	-20.4*	20.0
1-Chlorohexane	Ave	0.3625	0.3226		0.00890	0.0100	-11.0	20.0
Cyclohexanone	Ave	0.0100	0.0071		0.0710	0.100	-29.0*	20.0
1,2,3-Trimethylbenzene	Ave	2.431	2.645		0.0109	0.0100	8.8	20.0
1,3,5-Trichlorobenzene	Ave	1.028	1.061		0.0103	0.0100	3.2	20.0
2-Methylnaphthalene	Lin1		0.4692		0.00996	0.0200	-50.2*	20.0

TETRA TECH

INTERNAL CORRESPONDENCE

TO: **A. APANAVAGE** **DATE:** **APRIL 30, 2015**

FROM: **L. GANSER** **COPIES:** **DV FILE**

SUBJECT: **INORGANIC DATA VALIDATION – DISSOLVED METALS/HARDNESS**
LOCKHEED MARTIN CORPORATION (LMC) – MARTIN STATE AIRPORT (MSA)
SDG 240-48848-1

SAMPLES: 36/Aqueous/Dissolved Metals/Hardness

MSA-SW37A-033115	MSA-SW37B-033115	MSA-SW37C-033115	MSA-SW37D-033115
MSA-SW38A-033115	MSA-SW38B-033115	MSA-SW38C-033115	MSA-SW38D-033115
MSA-SW39A-033115	MSA-SW39B-033115	MSA-SW39C-033115	MSA-SW39D-033115
MSA-SW40A-033115	MSA-SW40B-033115	MSA-SW40C-033115	MSA-SW40D-033115
MSA-SW41A-033115	MSA-SW41B-033115	MSA-SW41C-033115	MSA-SW41D-033115
MSA-SW42A-033115	MSA-SW42B-033115	MSA-SW42C-033115	MSA-SW42D-033115
MSA-SW43A-033115	MSA-SW43B-033115	MSA-SW43C-033115	MSA-SW43D-033115
MSA-SW44A-033115	MSA-SW44B-033115	MSA-SW44C-033115	MSA-SW44D-033115
MSA-SW45A-033115	MSA-SW45B-033115	MSA-SW45C-033115	MSA-SW45D-033115

Overview

The sample set for LMC-MSA, SDG 240-48848-1 consisted of thirty-six (36) aqueous environmental samples. All thirty-six (36) aqueous samples were analyzed for select dissolved metals. No field duplicate sample pair was included in this SDG.

The samples were collected by Tetra Tech, Inc. on March 31, 2015 and analyzed by TestAmerica, Inc. All analyses were conducted in accordance with SW-846 Methods 6020, 7470A, and Standard Method 2340B analytical and reporting protocols.

The data contained in this SDG were validated with regard to the following parameters: data completeness, holding times, calibration data, ICP/MS tune, laboratory method/preparation blanks, Interference Check Sample (ICS) results, Matrix Spike/Matrix Spike Duplicate (MS/MSD) results, Laboratory Control Sample (LCS) results, ICP serial dilution results, detection limits and analyte quantitation. Areas of concern are listed below.

Major

No major issues were noted.

Minor

- The following analytes were detected in the laboratory preparation and calibration blanks at the following maximum concentrations:

Analyte	Maximum Concentration (µg/L)	Action Level (µg/L)
Antimony(2)	0.611	3.055
Arsenic(1)	0.255	1.275
Arsenic(3)	0.939	4.695
Beryllium(2)	0.058	0.29
Cadmium(2)	0.084	0.42
Chromium(1)	1.07	5.35
Chromium(3)	1.41	7.05

Analyte	Maximum Concentration (µg/L)	Action Level (µg/L)
Cobalt[2]	0.029	0.145
Molybdenum[2]	1.25	6.25
Tungsten[2]	1.09	5.45
Vanadium[1]	0.404	2.02
Vanadium[2]	0.248	1.24

[1] - Maximum concentration detected in the laboratory method blank affecting samples associated with preparation batch 174785.
[2] - Maximum concentration detected in the initial and continuing calibration blanks affecting all samples.
[3] - Maximum concentration detected in the laboratory method blank affecting samples associated with preparation batch 174788.

An action level of 5X the maximum contaminant level has been used to evaluate sample data for blank contamination. Sample aliquot and dilution factor, if applicable, were taken into consideration when evaluating for blank contamination. Detected results reported below the established action levels were qualified as non-detected, (U), due to blank contamination.

- Continuing calibration verification percent recoveries for beryllium were greater than the quality control limit (110%) at 4/06/2015 at 18:29 affecting samples MSA-SW44A-033115, MSA-SW44B-033115, MSA-SW44C-033115, MSA-SW44D-033115, MSA-SW45A-033115, MSA-SW45B-033115, MSA-SW45C-033115, and MSA-SW45D-033115. Nondetected results were qualified as estimated, (UJ).

- Detected results reported below the Reporting Limit (RL) limit but above the Method Detection Limit (MDL) were qualified as estimated, (J).

Notes

Non-detected results were reported to the MDL.

Executive Summary

Laboratory Performance: Analytes were detected in the laboratory preparation and method blanks.

Other Factors Affecting Data Quality: None.

The data for these analyses were reviewed with reference to the "National Functional Guidelines for Inorganic Review" (January 2010), SW846 Methods 6020, 7470A, and Standard Method 2340B analytical and reporting protocols. The text of this report has been formulated to address only those areas affecting data quality.

Tetra Tech, Inc.
Leanne Ganser
Environmental Scientist/~~Data~~ Validator

Tetra Tech, Inc.
Joseph A. Samchuck
Data Validation Manager

Attachments:
Appendix A – Qualified Analytical Results
Appendix B – Results as Reported by the Laboratory
Appendix C – Support Documentation

Appendix A

Qualified Analytical Results

Data Validation Qualifier Codes:

VQL – Validation Qualifier
QLCD – Validation Qualifier Code

A = Lab Blank Contamination
B = Field Blank Contamination
C = Calibration Noncompliance (e.g. % RSDs, %Ds, ICVs, CCVs, RRFs, etc.)
C01 = GC/MS Tuning Noncompliance
D = MS/MSD Recovery Noncompliance
E = LCS/LCSD Recovery Noncompliance
F = Lab Duplicate Imprecision
G = Field Duplicate Imprecision
H = Holding Time Exceedance
I = ICP Serial Dilution Noncompliance
J = GFAA PDS-GFAA MSA's r < 0.995 / ICP PDS Recovery Noncompliance
K = ICP Interference - includes ICS % R Noncompliance
L = Instrument Calibration Range Exceedance
M = Sample Preservation Noncompliance
N = Internal Standard Noncompliance
N01 = Internal Standard Recovery Noncompliance Dioxins
N02 = Recovery Standard Noncompliance Dioxins
N03 = Clean-up Standard Noncompliance Dioxins
O = Poor Instrument Performance (e.g. base-line drifting)
P = Uncertainty near detection limit (< 2 x IDL for inorganics and <CRQL for organics)
Q = Other problems (can encompass a number of issues; e.g. chromatography,interferences, etc.)
R = Surrogates Recovery Noncompliance
S = Pesticide/PCB Resolution
T = % Breakdown Noncompliance for DDT and Endrin
U = % Difference between columns/detectors >25% for positive results determined via GC/HPLC
V = Non-linear calibrations; correlation coefficient r < 0.995
W = EMPC result
X = Signal to noise response drop
Y = Percent solids <30%
Z = Uncertainty at 2 sigma deviation is greater than sample activity

PROJ_NO: 07335	NSAMPLE	MSA-SW37A-033115			MSA-SW37B-033115			MSA-SW37C-033115			MSA-SW37D-033115		
SDG: 240-48848-1	LAB_ID	240-48848-1			240-48848-2			240-48848-3			240-48848-4		
FRACTION: MF	SAMP_DATE	3/31/2015			3/31/2015			3/31/2015			3/31/2015		
MEDIA: WATER	QC_TYPE	NM			NM			NM			NM		
	UNITS	UG/L			UG/L			UG/L			UG/L		
	PCT_SOLIDS	0.0			0.0			0.0			0.0		
	DUP_OF												
PARAMETER		RESULT	VQL	QLCD	RESULT	VQL	QLCD	RESULT	VQL	QLCD	RESULT	VQL	QLCD
ANTIMONY		0.51	U	A	0.62	U	A	0.35	U	A	0.28	U	A
ARSENIC		1.4	J	P	1.7	J	P	1.8	J	P	1.9	J	P
BARIUM		31			33			32			33		
BERYLLIUM		0.11	U	A	0.2	U	A	0.11	U	A	0.066	U	A
CADMIUM		0.66	J	P	0.64	J	P	0.48	J	P	0.47	J	P
CHROMIUM		1.9	U	A	1.9	U	A	2	U	A	2.1	U	A
COBALT		1.7			1.1			0.8	J	P	0.72	J	P
COPPER		3.9			4			4.6			4.4		
LEAD		0.2	J	P	0.22	J	P	0.22	J	P	0.19	J	P
MERCURY		0.09	U		0.09	U		0.09	U		0.09	U	
MOLYBDENUM		2.5	U	A	2.6	U	A	1.9	U	A	1.7	U	A
NICKEL		2.4			2.3			3.8			3.7		
SELENIUM		0.86	J	P	1.1	J	P	0.68	J	P	0.74	J	P
SILVER		0.02	U		0.02	U		0.02	U		0.02	U	
THALLIUM		0.15	J	P	0.18	J	P	0.074	U		0.074	U	
TUNGSTEN		1.3	U	A	1.3	U	A	0.5	U		0.5	U	
VANADIUM		0.73	U	A	0.79	U	A	0.44	U	A	0.35	U	A
ZINC		12	J	P	12	J	P	14	J	P	16	J	P

PROJ_NO: 07335	NSAMPLE	MSA-SW38A-033115			MSA-SW38B-033115			MSA-SW38C-033115			MSA-SW38D-033115		
SDG: 240-48848-1	LAB_ID	240-48848-5			240-48848-6			240-48848-7			240-48848-8		
FRACTION: MF	SAMP_DATE	3/31/2015			3/31/2015			3/31/2015			3/31/2015		
MEDIA: WATER	QC_TYPE	NM			NM			NM			NM		
	UNITS	UG/L			UG/L			UG/L			UG/L		
	PCT_SOLIDS	0.0			0.0			0.0			0.0		
	DUP_OF												
PARAMETER		RESULT	VQL	QLCD	RESULT	VQL	QLCD	RESULT	VQL	QLCD	RESULT	VQL	QLCD
ANTIMONY		0.36	U	A	0.25	U	A	0.25	U	A	0.23	U	A
ARSENIC		1.6	J	P	1.7	J	P	1.7	J	P	1.7	J	P
BARIUM		32			31			31			31		
BERYLLIUM		0.096	U	A	0.053	U		0.053	U		0.053	U	
CADMIUM		0.81	J	P	0.59	J	P	0.4	U	A	0.36	U	A
CHROMIUM		3	U	A	1.9	U	A	1.8	U	A	2	U	A
COBALT		3.8			1.3			0.66	J	P	0.61	J	P
COPPER		4.9			3.5			3.5			3.9		
LEAD		0.72	J	P	0.11	U		0.11	U		0.11	U	
MERCURY		0.09	U		0.09	U		0.09	U		0.09	U	
MOLYBDENUM		1.8	U	A	1.6	U	A	1.6	U	A	1.6	U	A
NICKEL		3.9			2.3			2			3.9		
SELENIUM		0.54	J	P	0.54	J	P	0.59	J	P	0.5	J	P
SILVER		0.02	U		0.02	U		0.02	U		0.02	U	
THALLIUM		0.074	U		0.074	U		0.074	U		0.074	U	
TUNGSTEN		0.5	U		0.5	U		0.5	U		0.5	U	
VANADIUM		1.1	U	A	0.27	U	A	0.26	U	A	0.27	U	A
ZINC		17	J	P	12	J	P	12	J	P	15	J	P

PROJ_NO: 07335	NSAMPLE	MSA-SW39A-033115			MSA-SW39B-033115			MSA-SW39C-033115			MSA-SW39D-033115		
SDG: 240-48848-1	LAB_ID	240-48848-9			240-48848-10			240-48848-11			240-48848-12		
FRACTION: MF	SAMP_DATE	3/31/2015			3/31/2015			3/31/2015			3/31/2015		
MEDIA: WATER	QC_TYPE	NM			NM			NM			NM		
	UNITS	UG/L			UG/L			UG/L			UG/L		
	PCT_SOLIDS	0.0			0.0			0.0			0.0		
	DUP_OF												
PARAMETER		RESULT	VQL	QLCD	RESULT	VQL	QLCD	RESULT	VQL	QLCD	RESULT	VQL	QLCD
ANTIMONY		0.19	U	A	0.17	U	A	0.19	U	A	0.19	U	A
ARSENIC		1.8	J	P	1.8	J	P	1.8	J	P	1.8	J	P
BARIUM		30			30			31			31		
BERYLLIUM		0.053	U		0.053	U		0.053	U		0.053	U	
CADMIUM		0.26	U	A	0.25	U	A	0.32	U	A	0.34	U	A
CHROMIUM		1.8	U	A	1.9	U	A	1.8	U	A	1.9	U	A
COBALT		1.9			0.52	J	P	0.52	J	P	0.53	J	P
COPPER		2.4			2.6			2.8			2.8		
LEAD		0.11	U		0.11	U		0.11	U		0.11	U	
MERCURY		0.09	U		0.09	U		0.09	U		0.09	U	
MOLYBDENUM		1.5	U	A	1.6	U	A	1.5	U	A	1.5	U	A
NICKEL		3.8			2.3			2.4			2.3		
SELENIUM		0.62	J	P	0.53	J	P	0.43	J	P	0.67	J	P
SILVER		0.02	U		0.02	U		0.02	U		0.02	U	
THALLIUM		0.074	U		0.074	U		0.074	U		0.074	U	
TUNGSTEN		0.5	U		0.5	U		0.5	U		0.5	U	
VANADIUM		0.23	U		0.24	U	A	0.23	U		0.24	U	A
ZINC		10	J	P	7.8	J	P	8.5	J	P	9.3	J	P

PROJ_NO: 07335	NSAMPLE	MSA-SW40A-033115			MSA-SW40B-033115			MSA-SW40C-033115			MSA-SW40D-033115		
SDG: 240-48848-1	LAB_ID	240-48848-13			240-48848-14			240-48848-15			240-48848-16		
FRACTION: MF	SAMP_DATE	3/31/2015			3/31/2015			3/31/2015			3/31/2015		
MEDIA: WATER	QC_TYPE	NM			NM			NM			NM		
	UNITS	UG/L			UG/L			UG/L			UG/L		
	PCT_SOLIDS	0.0			0.0			0.0			0.0		
	DUP_OF												
PARAMETER		RESULT	VQL	QLCD	RESULT	VQL	QLCD	RESULT	VQL	QLCD	RESULT	VQL	QLCD
ANTIMONY		0.19	U	A	0.19	U	A	0.34	U	A	0.24	U	A
ARSENIC		1.8	J	P	1.8	J	P	1.8	J	P	1.9	J	P
BARIUM		31			31			32			32		
BERYLLIUM		0.053	U		0.053	U		0.053	U		0.053	U	
CADMIUM		0.69	J	P	0.5	J	P	0.42	J	P	0.42	J	P
CHROMIUM		2.1	U	A	1.8	U	A	2	U	A	2.2	U	A
COBALT		2.2			0.96	J	P	0.72	J	P	0.69	J	P
COPPER		3.3			3.5			4			5.1		
LEAD		0.11	U		0.11	U		0.2	J	P	0.41	J	P
MERCURY		0.09	U		0.09	U		0.09	U		0.09	U	
MOLYBDENUM		1.5	U	A	1.5	U	A	1.7	U	A	1.6	U	A
NICKEL		2.6			3.6			2.2			3		
SELENIUM		0.6	J	P	0.6	J	P	0.55	J	P	0.6	J	P
SILVER		0.02	U		0.02	U		0.02	U		0.02	U	
THALLIUM		0.074	U		0.074	U		0.074	U		0.074	U	
TUNGSTEN		0.5	U		0.5	U		0.5	U		0.5	U	
VANADIUM		0.23	U		0.27	U	A	0.45	U	A	0.56	U	A
ZINC		13	J	P	14	J	P	13	J	P	15	J	P

PROJ_NO: 07335	NSAMPLE	MSA-SW41A-033115			MSA-SW41B-033115			MSA-SW41C-033115			MSA-SW41D-033115		
SDG: 240-48848-1	LAB_ID	240-48848-17			240-48848-18			240-48848-19			240-48848-20		
FRACTION: MF	SAMP_DATE	3/31/2015			3/31/2015			3/31/2015			3/31/2015		
MEDIA: WATER	QC_TYPE	NM			NM			NM			NM		
	UNITS	UG/L			UG/L			UG/L			UG/L		
	PCT_SOLIDS	0.0			0.0			0.0			0.0		
	DUP_OF												
PARAMETER		RESULT	VQL	QLCD	RESULT	VQL	QLCD	RESULT	VQL	QLCD	RESULT	VQL	QLCD
ANTIMONY		0.19	U	A	0.19	U	A	0.22	U	A	0.19	U	A
ARSENIC		1.6	J	P	1.8	J	P	1.7	J	P	1.7	J	P
BARIUM		30			32			31			31		
BERYLLIUM		0.17	U	A	0.053	U		0.053	U		0.053	U	
CADMIUM		0.46	J	P	0.45	J	P	0.4	U	A	0.39	U	A
CHROMIUM		1.8	U	A	1.9	U	A	1.8	U	A	1.8	U	A
COBALT		3.7			0.78	J	P	0.61	J	P	0.55	J	P
COPPER		3.3			3.5			3.4			3.8		
LEAD		0.11	U		0.11	U		0.11	U		0.11	U	
MERCURY		0.09	U		0.09	U		0.09	U		0.09	U	
MOLYBDENUM		1.4	U	A	1.6	U	A	1.5	U	A	1.5	U	A
NICKEL		5.7			2.6			2.4			3.6		
SELENIUM		0.61	J	P	0.53	J	P	0.52	J	P	0.5	J	P
SILVER		0.02	U		0.02	U		0.02	U		0.081	J	P
THALLIUM		0.074	U		0.074	U		0.074	U		0.074	U	
TUNGSTEN		0.5	U		0.5	U		0.5	U		0.5	U	
VANADIUM		0.23	U		0.32	U	A	0.31	U	A	0.4	U	A
ZINC		19	J	P	11	J	P	11	J	P	13	J	P

PROJ_NO: 07335	NSAMPLE	MSA-SW42A-033115			MSA-SW42B-033115			MSA-SW42C-033115			MSA-SW42D-033115		
SDG: 240-48848-1	LAB_ID	240-48848-21			240-48848-22			240-48848-23			240-48848-24		
FRACTION: MF	SAMP_DATE	3/31/2015			3/31/2015			3/31/2015			3/31/2015		
MEDIA: WATER	QC_TYPE	NM			NM			NM			NM		
	UNITS	UG/L			UG/L			UG/L			UG/L		
	PCT_SOLIDS	0.0			0.0			0.0			0.0		
	DUP_OF												
PARAMETER		RESULT	VQL	QLCD	RESULT	VQL	QLCD	RESULT	VQL	QLCD	RESULT	VQL	QLCD
ANTIMONY		0.5	U	A	0.62	U	A	0.36	U	A	0.29	U	A
ARSENIC		1.9	U	A	1.9	U	A	2	U	A	2	U	A
BARIUM		32			32			33			33		
BERYLLIUM		0.086	U	A	0.17	U	A	0.11	U	A	0.08	U	A
CADMIUM		0.68	J	P	0.77	J	P	0.51	J	P	0.5	J	P
CHROMIUM		2.1	U	A	2.1	U	A	2.3	U	A	2.1	U	A
COBALT		1.4			1.3			0.76	J	P	0.66	J	P
COPPER		3.8			4.8			4.8			3.8		
LEAD		0.13	J	P	0.24	J	P	0.36	J	P	0.11	J	P
MERCURY		0.09	U		0.09	U		0.09	U		0.09	U	
MOLYBDENUM		2.4	U	A	2.5	U	A	1.7	U	A	1.7	U	A
NICKEL		2.7			4			2.9			2.6		
SELENIUM		1	J	P	1.1	J	P	0.82	J	P	0.8	J	P
SILVER		0.02	U		0.02	U		0.02	U		0.02	U	
THALLIUM		0.13	J	P	0.16	J	P	0.074	U		0.074	U	
TUNGSTEN		1.2	U	A	1.4	U	A	0.5	U		0.5	U	
VANADIUM		0.53	U	A	0.39	U	A	0.63	U	A	0.51	U	A
ZINC		12	J	P	16	J	P	14	J	P	11	J	P

PROJ_NO: 07335	NSAMPLE	MSA-SW43A-033115			MSA-SW43B-033115			MSA-SW43C-033115			MSA-SW43D-033115		
SDG: 240-48848-1	LAB_ID	240-48848-25			240-48848-26			240-48848-27			240-48848-28		
FRACTION: MF	SAMP_DATE	3/31/2015			3/31/2015			3/31/2015			3/31/2015		
MEDIA: WATER	QC_TYPE	NM			NM			NM			NM		
	UNITS	UG/L			UG/L			UG/L			UG/L		
	PCT_SOLIDS	0.0			0.0			0.0			0.0		
	DUP_OF												
PARAMETER		RESULT	VQL	QLCD	RESULT	VQL	QLCD	RESULT	VQL	QLCD	RESULT	VQL	QLCD
ANTIMONY		0.23	U	A	0.23	U	A	0.22	U	A	0.22	U	A
ARSENIC		1.8	U	A	1.9	U	A	1.8	U	A	2	U	A
BARIUM		30			32			31			32		
BERYLLIUM		0.29	J	P	0.055	U	A	0.053	U		0.053	U	
CADMIUM		0.55	J	P	0.44	J	P	0.44	J	P	0.4	U	A
CHROMIUM		2.1	U	A	1.9	U	A	2.2	U	A	2	U	A
COBALT		4.7			0.95	J	P	0.67	J	P	0.58	J	P
COPPER		3.4			3.6			4			3.5		
LEAD		0.11	U		0.11	U		0.11	U		0.11	U	
MERCURY		0.09	U		0.09	U		0.09	U		0.09	U	
MOLYBDENUM		1.5	U	A	1.6	U	A	1.6	U	A	1.6	U	A
NICKEL		7.5			2.7			2.4			2.4		
SELENIUM		0.74	J	P	0.74	J	P	0.67	J	P	0.81	J	P
SILVER		0.02	U		0.02	U		0.02	U		0.02	U	
THALLIUM		0.074	U		0.074	U		0.074	U		0.074	U	
TUNGSTEN		0.5	U		0.5	U		0.5	U		0.5	U	
VANADIUM		0.25	U	A	0.27	U	A	0.37	U	A	0.3	U	A
ZINC		26			12	J	P	11	J	P	12	J	P

PROJ_NO: 07335	NSAMPLE	MSA-SW44A-033115			MSA-SW44B-033115			MSA-SW44C-033115			MSA-SW44D-033115		
SDG: 240-48848-1	LAB_ID	240-48848-29			240-48848-30			240-48848-31			240-48848-32		
FRACTION: MF	SAMP_DATE	3/31/2015			3/31/2015			3/31/2015			3/31/2015		
MEDIA: WATER	QC_TYPE	NM			NM			NM			NM		
	UNITS	UG/L			UG/L			UG/L			UG/L		
	PCT_SOLIDS	0.0			0.0			0.0			0.0		
	DUP_OF												
PARAMETER		RESULT	VQL	QLCD	RESULT	VQL	QLCD	RESULT	VQL	QLCD	RESULT	VQL	QLCD
ANTIMONY		0.35	U	A	0.23	U	A	0.21	U	A	0.19	U	A
ARSENIC		1.6	U	A	1.8	U	A	1.7	U	A	1.8	U	A
BARIUM		32			32			31			31		
BERYLLIUM		0.21	U	A	0.053	UJ	C	0.053	UJ	C	0.053	UJ	C
CADMIUM		0.52	J	P	0.34	U	A	0.34	U	A	0.38	U	A
CHROMIUM		1.9	U	A	1.9	U	A	1.9	U	A	1.9	U	A
COBALT		4.4			0.83	J	P	0.58	J	P	0.53	J	P
COPPER		3.5			3.1			3.1			3		
LEAD		0.11	U		0.11	U		0.11	U		0.11	U	
MERCURY		0.09	U		0.09	U		0.09	U		0.09	U	
MOLYBDENUM		1.7	U	A	1.6	U	A	1.5	U	A	1.5	U	A
NICKEL		7.5			2.8			2.4			2.3		
SELENIUM		0.69	J	P	0.66	J	P	0.65	J	P	0.57	J	P
SILVER		0.02	U		0.02	U		0.02	U		0.02	U	
THALLIUM		0.074	U		0.074	U		0.074	U		0.074	U	
TUNGSTEN		0.5	U		0.5	U		0.5	U		0.5	U	
VANADIUM		0.38	U	A	0.33	U	A	0.46	U	A	0.28	U	A
ZINC		23			10	J	P	11	J	P	9.9	J	P

PROJ_NO: 07335	NSAMPLE	MSA-SW45A-033115			MSA-SW45B-033115			MSA-SW45C-033115			MSA-SW45D-033115		
SDG: 240-48848-1	LAB_ID	240-48848-33			240-48848-34			240-48848-35			240-48848-36		
FRACTION: MF	SAMP_DATE	3/31/2015			3/31/2015			3/31/2015			3/31/2015		
MEDIA: WATER	QC_TYPE	NM			NM			NM			NM		
	UNITS	UG/L			UG/L			UG/L			UG/L		
	PCT_SOLIDS	0.0			0.0			0.0			0.0		
	DUP_OF												
PARAMETER		RESULT	VQL	QLCD	RESULT	VQL	QLCD	RESULT	VQL	QLCD	RESULT	VQL	QLCD
ANTIMONY		0.22	U	A	0.2	U	A	0.18	U	A	0.18	U	A
ARSENIC		1.8	U	A	1.8	U	A	1.9	U	A	1.9	U	A
BARIUM		31			31			31			30		
BERYLLIUM		0.093	U	A	0.053	UJ	C	0.053	UJ	C	0.053	UJ	C
CADMIUM		0.36	U	A	0.37	U	A	0.38	U	A	0.32	U	A
CHROMIUM		2.2	U	A	2.2	U	A	2	U	A	1.9	U	A
COBALT		4.4			1.1			0.81	J	P	0.48	J	P
COPPER		2.6			3.1			2.9			2.8		
LEAD		0.11	U		0.11	J	P	0.11	U		0.11	U	
MERCURY		0.09	U		0.09	U		0.09	U		0.09	U	
MOLYBDENUM		1.6	U	A	1.6	U	A	1.5	U	A	1.4	U	A
NICKEL		6.1			2.9			2.7			2.3		
SELENIUM		0.55	J	P	0.52	J	P	0.53	J	P	0.58	J	P
SILVER		0.02	U		0.02	U		0.02	U		0.02	U	
THALLIUM		0.074	U		0.074	U		0.074	U		0.074	U	
TUNGSTEN		0.5	U		0.5	U		0.5	U		0.5	U	
VANADIUM		0.29	U	A	0.43	U	A	0.23	U		0.23	U	
ZINC		16	J	P	12	J	P	10	J	P	9.1	J	P

PROJ_NO: 07335	NSAMPLE	MSA-SW37A-033115			MSA-SW37B-033115			MSA-SW37C-033115			MSA-SW37D-033115		
SDG: 240-48848-1	LAB_ID	240-48848-1			240-48848-2			240-48848-3			240-48848-4		
FRACTION: MISC	SAMP_DATE	3/31/2015			3/31/2015			3/31/2015			3/31/2015		
MEDIA: WATER	QC_TYPE	NM			NM			NM			NM		
	UNITS	MG/L			MG/L			MG/L			MG/L		
	PCT_SOLIDS	0.0			0.0			0.0			0.0		
	DUP_OF												
PARAMETER		RESULT	VQL	QLCD	RESULT	VQL	QLCD	RESULT	VQL	QLCD	RESULT	VQL	QLCD
CALCIUM HARDNESS AS CACO3		180			170			170			170		
HARDNESS AS CACO3		740			770			750			760		
MAGNESIUM HARDNESS AS CACO3		560			600			590			590		

PROJ_NO: 07335	NSAMPLE	MSA-SW38A-033115			MSA-SW38B-033115			MSA-SW38C-033115			MSA-SW38D-033115		
SDG: 240-48848-1	LAB_ID	240-48848-5			240-48848-6			240-48848-7			240-48848-8		
FRACTION: MISC	SAMP_DATE	3/31/2015			3/31/2015			3/31/2015			3/31/2015		
MEDIA: WATER	QC_TYPE	NM			NM			NM			NM		
	UNITS	MG/L			MG/L			MG/L			MG/L		
	PCT_SOLIDS	0.0			0.0			0.0			0.0		
	DUP_OF												
PARAMETER		RESULT	VQL	QLCD	RESULT	VQL	QLCD	RESULT	VQL	QLCD	RESULT	VQL	QLCD
CALCIUM HARDNESS AS CACO3		180			160			160			160		
HARDNESS AS CACO3		750			720			740			750		
MAGNESIUM HARDNESS AS CACO3		570			560			580			580		

PROJ_NO: 07335	NSAMPLE	MSA-SW39A-033115			MSA-SW39B-033115			MSA-SW39C-033115			MSA-SW39D-033115		
SDG: 240-48848-1	LAB_ID	240-48848-9			240-48848-10			240-48848-11			240-48848-12		
FRACTION: MISC	SAMP_DATE	3/31/2015			3/31/2015			3/31/2015			3/31/2015		
MEDIA: WATER	QC_TYPE	NM			NM			NM			NM		
	UNITS	MG/L			MG/L			MG/L			MG/L		
	PCT_SOLIDS	0.0			0.0			0.0			0.0		
	DUP_OF												
PARAMETER		RESULT	VQL	QLCD	RESULT	VQL	QLCD	RESULT	VQL	QLCD	RESULT	VQL	QLCD
CALCIUM HARDNESS AS CACO3		160			160			170			170		
HARDNESS AS CACO3		730			750			750			750		
MAGNESIUM HARDNESS AS CACO3		570			580			590			580		

PROJ_NO: 07335	NSAMPLE	MSA-SW40A-033115			MSA-SW40B-033115			MSA-SW40C-033115			MSA-SW40D-033115		
SDG: 240-48848-1	LAB_ID	240-48848-13			240-48848-14			240-48848-15			240-48848-16		
FRACTION: MISC	SAMP_DATE	3/31/2015			3/31/2015			3/31/2015			3/31/2015		
MEDIA: WATER	QC_TYPE	NM			NM			NM			NM		
	UNITS	MG/L			MG/L			MG/L			MG/L		
	PCT_SOLIDS	0.0			0.0			0.0			0.0		
	DUP_OF												
PARAMETER		RESULT	VQL	QLCD	RESULT	VQL	QLCD	RESULT	VQL	QLCD	RESULT	VQL	QLCD
CALCIUM HARDNESS AS CACO3		170			160			170			170		
HARDNESS AS CACO3		740			730			760			750		
MAGNESIUM HARDNESS AS CACO3		570			570			590			590		

PROJ_NO: 07335	NSAMPLE	MSA-SW41A-033115			MSA-SW41B-033115			MSA-SW41C-033115			MSA-SW41D-033115		
SDG: 240-48848-1	LAB_ID	240-48848-17			240-48848-18			240-48848-19			240-48848-20		
FRACTION: MISC	SAMP_DATE	3/31/2015			3/31/2015			3/31/2015			3/31/2015		
MEDIA: WATER	QC_TYPE	NM			NM			NM			NM		
	UNITS	MG/L			MG/L			MG/L			MG/L		
	PCT_SOLIDS	0.0			0.0			0.0			0.0		
	DUP_OF												
PARAMETER		RESULT	VQL	QLCD	RESULT	VQL	QLCD	RESULT	VQL	QLCD	RESULT	VQL	QLCD
CALCIUM HARDNESS AS CACO3		170			170			160			160		
HARDNESS AS CACO3		740			770			740			730		
MAGNESIUM HARDNESS AS CACO3		570			600			580			570		

PROJ_NO: 07335	NSAMPLE	MSA-SW42A-033115			MSA-SW42B-033115			MSA-SW42C-033115			MSA-SW42D-033115		
SDG: 240-48848-1	LAB_ID	240-48848-21			240-48848-22			240-48848-23			240-48848-24		
FRACTION: MISC	SAMP_DATE	3/31/2015			3/31/2015			3/31/2015			3/31/2015		
MEDIA: WATER	QC_TYPE	NM			NM			NM			NM		
	UNITS	MG/L			MG/L			MG/L			MG/L		
	PCT_SOLIDS	0.0			0.0			0.0			0.0		
	DUP_OF												
PARAMETER		RESULT	VQL	QLCD	RESULT	VQL	QLCD	RESULT	VQL	QLCD	RESULT	VQL	QLCD
CALCIUM HARDNESS AS CACO3		170			170			170			170		
HARDNESS AS CACO3		760			750			770			790		
MAGNESIUM HARDNESS AS CACO3		590			580			600			620		

PROJ_NO: 07335	NSAMPLE	MSA-SW43A-033115			MSA-SW43B-033115			MSA-SW43C-033115			MSA-SW43D-033115		
SDG: 240-48848-1	LAB_ID	240-48848-25			240-48848-26			240-48848-27			240-48848-28		
FRACTION: MISC	SAMP_DATE	3/31/2015			3/31/2015			3/31/2015			3/31/2015		
MEDIA: WATER	QC_TYPE	NM			NM			NM			NM		
	UNITS	MG/L			MG/L			MG/L			MG/L		
	PCT_SOLIDS	0.0			0.0			0.0			0.0		
	DUP_OF												
PARAMETER		RESULT	VQL	QLCD	RESULT	VQL	QLCD	RESULT	VQL	QLCD	RESULT	VQL	QLCD
CALCIUM HARDNESS AS CACO3		160			170			170			170		
HARDNESS AS CACO3		720			760			750			760		
MAGNESIUM HARDNESS AS CACO3		550			590			580			590		

PROJ_NO: 07335	NSAMPLE	MSA-SW44A-033115			MSA-SW44B-033115			MSA-SW44C-033115			MSA-SW44D-033115		
SDG: 240-48848-1	LAB_ID	240-48848-29			240-48848-30			240-48848-31			240-48848-32		
FRACTION: MISC	SAMP_DATE	3/31/2015			3/31/2015			3/31/2015			3/31/2015		
MEDIA: WATER	QC_TYPE	NM			NM			NM			NM		
	UNITS	MG/L			MG/L			MG/L			MG/L		
	PCT_SOLIDS	0.0			0.0			0.0			0.0		
	DUP_OF												
PARAMETER		RESULT	VQL	QLCD	RESULT	VQL	QLCD	RESULT	VQL	QLCD	RESULT	VQL	QLCD
CALCIUM HARDNESS AS CACO3		170			170			170			160		
HARDNESS AS CACO3		730			750			750			740		
MAGNESIUM HARDNESS AS CACO3		570			580			590			580		

PROJ_NO: 07335	NSAMPLE	MSA-SW45A-033115			MSA-SW45B-033115			MSA-SW45C-033115			MSA-SW45D-033115		
SDG: 240-48848-1	LAB_ID	240-48848-33			240-48848-34			240-48848-35			240-48848-36		
FRACTION: MISC	SAMP_DATE	3/31/2015			3/31/2015			3/31/2015			3/31/2015		
MEDIA: WATER	QC_TYPE	NM			NM			NM			NM		
	UNITS	MG/L			MG/L			MG/L			MG/L		
	PCT_SOLIDS	0.0			0.0			0.0			0.0		
	DUP_OF												
PARAMETER		RESULT	VQL	QLCD	RESULT	VQL	QLCD	RESULT	VQL	QLCD	RESULT	VQL	QLCD
CALCIUM HARDNESS AS CACO3		160			160			170			160		
HARDNESS AS CACO3		700			730			750			720		
MAGNESIUM HARDNESS AS CACO3		540			570			590			560		

Appendix B

Results as Reported by the Laboratory

1A-IN
INORGANIC ANALYSIS DATA SHEET
METALS - DISSOLVED

Client Sample ID: MSA-SW37A-033115
Lab Sample ID: 240-48848-1
Lab Name: TestAmerica Canton
Job No.: 240-48848-1
SDG ID.:
Matrix: Water
Date Sampled: 03/31/2015 12:31
Reporting Basis: WET
Date Received: 04/01/2015 09:50

CAS No.	Analyte	Result	RL	MDL	Units	C	Q	DIL	Method
7440-36-0	Antimony	0.51	2.0	0.16	ug/L	J	B	1	6020
7440-38-2	Arsenic	1.4	5.0	0.18	ug/L	J	B	1	6020
7440-39-3	Barium	31	5.0	1.1	ug/L			1	6020
7440-41-7	Beryllium	0.11	1.0	0.053	ug/L	J		1	6020
7440-43-9	Cadmium	0.66	1.0	0.061	ug/L	J	B	1	6020
7440-47-3	Chromium	1.9	2.0	0.20	ug/L	J	B	1	6020
7440-48-4	Cobalt	1.7	1.0	0.021	ug/L			1	6020
7440-50-8	Copper	3.9	2.0	0.75	ug/L			1	6020
7439-92-1	Lead	0.20	1.0	0.11	ug/L	J		1	6020
7439-98-7	Molybdenum	2.5	10	0.23	ug/L	J	B	1	6020
7440-02-0	Nickel	2.4	2.0	0.23	ug/L			1	6020
7782-49-2	Selenium	0.86	5.0	0.25	ug/L	J		1	6020
7440-22-4	Silver	1.0	1.0	0.020	ug/L	U		1	6020
7440-28-0	Thallium	0.15	2.0	0.074	ug/L	J		1	6020
7440-62-2	Vanadium	0.73	5.0	0.23	ug/L	J	B	1	6020
7440-66-6	Zinc	12	20	7.3	ug/L	J		1	6020
7440-33-7	Tungsten	1.3	10	0.50	ug/L	J		1	6020
7439-97-6	Mercury	0.20	0.20	0.090	ug/L	U		1	7470A

1A-IN
INORGANIC ANALYSIS DATA SHEET
METALS - DISSOLVED

Client Sample ID: MSA-SW37B-033115
Lab Sample ID: 240-48848-2
Lab Name: TestAmerica Canton
Job No.: 240-48848-1
SDG ID.:
Matrix: Water
Date Sampled: 03/31/2015 12:35
Reporting Basis: WET
Date Received: 04/01/2015 09:50

CAS No.	Analyte	Result	RL	MDL	Units	C	Q	DIL	Method
7440-36-0	Antimony	0.62	2.0	0.16	ug/L	J	B	1	6020
7440-38-2	Arsenic	1.7	5.0	0.18	ug/L	J	B	1	6020
7440-39-3	Barium	33	5.0	1.1	ug/L			1	6020
7440-41-7	Beryllium	0.20	1.0	0.053	ug/L	J		1	6020
7440-43-9	Cadmium	0.64	1.0	0.061	ug/L	J	B	1	6020
7440-47-3	Chromium	1.9	2.0	0.20	ug/L	J	B	1	6020
7440-48-4	Cobalt	1.1	1.0	0.021	ug/L			1	6020
7440-50-8	Copper	4.0	2.0	0.75	ug/L			1	6020
7439-92-1	Lead	0.22	1.0	0.11	ug/L	J		1	6020
7439-98-7	Molybdenum	2.6	10	0.23	ug/L	J	B	1	6020
7440-02-0	Nickel	2.3	2.0	0.23	ug/L			1	6020
7782-49-2	Selenium	1.1	5.0	0.25	ug/L	J		1	6020
7440-22-4	Silver	1.0	1.0	0.020	ug/L	U		1	6020
7440-28-0	Thallium	0.18	2.0	0.074	ug/L	J		1	6020
7440-62-2	Vanadium	0.79	5.0	0.23	ug/L	J	B	1	6020
7440-66-6	Zinc	12	20	7.3	ug/L	J		1	6020
7440-33-7	Tungsten	1.3	10	0.50	ug/L	J		1	6020
7439-97-6	Mercury	0.20	0.20	0.090	ug/L	U		1	7470A

1A-IN
INORGANIC ANALYSIS DATA SHEET
METALS - DISSOLVED

Client Sample ID: MSA-SW37C-033115
Lab Sample ID: 240-48848-3
Lab Name: TestAmerica Canton
Job No.: 240-48848-1
SDG ID.:
Matrix: Water
Date Sampled: 03/31/2015 12:38
Reporting Basis: WET
Date Received: 04/01/2015 09:50

CAS No.	Analyte	Result	RL	MDL	Units	C	Q	DIL	Method
7440-36-0	Antimony	0.35	2.0	0.16	ug/L	J	B	1	6020
7440-38-2	Arsenic	1.8	5.0	0.18	ug/L	J	B	1	6020
7440-39-3	Barium	32	5.0	1.1	ug/L			1	6020
7440-41-7	Beryllium	0.11	1.0	0.053	ug/L	J		1	6020
7440-43-9	Cadmium	0.48	1.0	0.061	ug/L	J	B	1	6020
7440-47-3	Chromium	2.0	2.0	0.20	ug/L		B	1	6020
7440-48-4	Cobalt	0.80	1.0	0.021	ug/L	J		1	6020
7440-50-8	Copper	4.6	2.0	0.75	ug/L			1	6020
7439-92-1	Lead	0.22	1.0	0.11	ug/L	J		1	6020
7439-98-7	Molybdenum	1.9	10	0.23	ug/L	J	B	1	6020
7440-02-0	Nickel	3.8	2.0	0.23	ug/L			1	6020
7782-49-2	Selenium	0.68	5.0	0.25	ug/L	J		1	6020
7440-22-4	Silver	1.0	1.0	0.020	ug/L	U		1	6020
7440-28-0	Thallium	2.0	2.0	0.074	ug/L	U		1	6020
7440-62-2	Vanadium	0.44	5.0	0.23	ug/L	J	B	1	6020
7440-66-6	Zinc	14	20	7.3	ug/L	J		1	6020
7440-33-7	Tungsten	10	10	0.50	ug/L	U		1	6020
7439-97-6	Mercury	0.20	0.20	0.090	ug/L	U		1	7470A

1A-IN
INORGANIC ANALYSIS DATA SHEET
METALS - DISSOLVED

Client Sample ID: MSA-SW37D-033115
Lab Sample ID: 240-48848-4
Lab Name: TestAmerica Canton
Job No.: 240-48848-1
SDG ID.:
Matrix: Water
Date Sampled: 03/31/2015 12:43
Reporting Basis: WET
Date Received: 04/01/2015 09:50

CAS No.	Analyte	Result	RL	MDL	Units	C	Q	DIL	Method
7440-36-0	Antimony	0.28	2.0	0.16	ug/L	J	B	1	6020
7440-38-2	Arsenic	1.9	5.0	0.18	ug/L	J	B	1	6020
7440-39-3	Barium	33	5.0	1.1	ug/L			1	6020
7440-41-7	Beryllium	0.066	1.0	0.053	ug/L	J		1	6020
7440-43-9	Cadmium	0.47	1.0	0.061	ug/L	J	B	1	6020
7440-47-3	Chromium	2.1	2.0	0.20	ug/L		B	1	6020
7440-48-4	Cobalt	0.72	1.0	0.021	ug/L	J		1	6020
7440-50-8	Copper	4.4	2.0	0.75	ug/L			1	6020
7439-92-1	Lead	0.19	1.0	0.11	ug/L	J		1	6020
7439-98-7	Molybdenum	1.7	10	0.23	ug/L	J	B	1	6020
7440-02-0	Nickel	3.7	2.0	0.23	ug/L			1	6020
7782-49-2	Selenium	0.74	5.0	0.25	ug/L	J		1	6020
7440-22-4	Silver	1.0	1.0	0.020	ug/L	U		1	6020
7440-28-0	Thallium	2.0	2.0	0.074	ug/L	U		1	6020
7440-62-2	Vanadium	0.35	5.0	0.23	ug/L	J	B	1	6020
7440-66-6	Zinc	16	20	7.3	ug/L	J		1	6020
7440-33-7	Tungsten	10	10	0.50	ug/L	U		1	6020
7439-97-6	Mercury	0.20	0.20	0.090	ug/L	U		1	7470A

1A-IN
INORGANIC ANALYSIS DATA SHEET
METALS - DISSOLVED

Client Sample ID: MSA-SW38A-033115
Lab Sample ID: 240-48848-5
Lab Name: TestAmerica Canton
Job No.: 240-48848-1
SDG ID.:
Matrix: Water
Date Sampled: 03/31/2015 11:34
Reporting Basis: WET
Date Received: 04/01/2015 09:50

CAS No.	Analyte	Result	RL	MDL	Units	C	Q	DIL	Method
7440-36-0	Antimony	0.36	2.0	0.16	ug/L	J	B	1	6020
7440-38-2	Arsenic	1.6	5.0	0.18	ug/L	J	B	1	6020
7440-39-3	Barium	32	5.0	1.1	ug/L			1	6020
7440-41-7	Beryllium	0.096	1.0	0.053	ug/L	J		1	6020
7440-43-9	Cadmium	0.81	1.0	0.061	ug/L	J	B	1	6020
7440-47-3	Chromium	3.0	2.0	0.20	ug/L		B	1	6020
7440-48-4	Cobalt	3.8	1.0	0.021	ug/L			1	6020
7440-50-8	Copper	4.9	2.0	0.75	ug/L			1	6020
7439-92-1	Lead	0.72	1.0	0.11	ug/L	J		1	6020
7439-98-7	Molybdenum	1.8	10	0.23	ug/L	J	B	1	6020
7440-02-0	Nickel	3.9	2.0	0.23	ug/L			1	6020
7782-49-2	Selenium	0.54	5.0	0.25	ug/L	J		1	6020
7440-22-4	Silver	1.0	1.0	0.020	ug/L	U		1	6020
7440-28-0	Thallium	2.0	2.0	0.074	ug/L	U		1	6020
7440-62-2	Vanadium	1.1	5.0	0.23	ug/L	J	B	1	6020
7440-66-6	Zinc	17	20	7.3	ug/L	J		1	6020
7440-33-7	Tungsten	10	10	0.50	ug/L	U		1	6020
7439-97-6	Mercury	0.20	0.20	0.090	ug/L	U		1	7470A

1A-IN
INORGANIC ANALYSIS DATA SHEET
METALS - DISSOLVED

Client Sample ID: MSA-SW38B-033115
Lab Sample ID: 240-48848-6
Lab Name: TestAmerica Canton
Job No.: 240-48848-1
SDG ID.:
Matrix: Water
Date Sampled: 03/31/2015 11:40
Reporting Basis: WET
Date Received: 04/01/2015 09:50

CAS No.	Analyte	Result	RL	MDL	Units	C	Q	DIL	Method
7440-36-0	Antimony	0.25	2.0	0.16	ug/L	J	B	1	6020
7440-38-2	Arsenic	1.7	5.0	0.18	ug/L	J	B	1	6020
7440-39-3	Barium	31	5.0	1.1	ug/L			1	6020
7440-41-7	Beryllium	1.0	1.0	0.053	ug/L	U		1	6020
7440-43-9	Cadmium	0.59	1.0	0.061	ug/L	J	B	1	6020
7440-47-3	Chromium	1.9	2.0	0.20	ug/L	J	B	1	6020
7440-48-4	Cobalt	1.3	1.0	0.021	ug/L			1	6020
7440-50-8	Copper	3.5	2.0	0.75	ug/L			1	6020
7439-92-1	Lead	1.0	1.0	0.11	ug/L	U		1	6020
7439-98-7	Molybdenum	1.6	10	0.23	ug/L	J	B	1	6020
7440-02-0	Nickel	2.3	2.0	0.23	ug/L			1	6020
7782-49-2	Selenium	0.54	5.0	0.25	ug/L	J		1	6020
7440-22-4	Silver	1.0	1.0	0.020	ug/L	U		1	6020
7440-28-0	Thallium	2.0	2.0	0.074	ug/L	U		1	6020
7440-62-2	Vanadium	0.27	5.0	0.23	ug/L	J	B	1	6020
7440-66-6	Zinc	12	20	7.3	ug/L	J		1	6020
7440-33-7	Tungsten	10	10	0.50	ug/L	U		1	6020
7439-97-6	Mercury	0.20	0.20	0.090	ug/L	U		1	7470A

1A-IN
INORGANIC ANALYSIS DATA SHEET
METALS - DISSOLVED

Client Sample ID: MSA-SW38C-033115
Lab Sample ID: 240-48848-7
Lab Name: TestAmerica Canton
Job No.: 240-48848-1
SDG ID.:
Matrix: Water
Date Sampled: 03/31/2015 11:42
Reporting Basis: WET
Date Received: 04/01/2015 09:50

CAS No.	Analyte	Result	RL	MDL	Units	C	Q	DIL	Method
7440-36-0	Antimony	0.25	2.0	0.16	ug/L	J	B	1	6020
7440-38-2	Arsenic	1.7	5.0	0.18	ug/L	J	B	1	6020
7440-39-3	Barium	31	5.0	1.1	ug/L			1	6020
7440-41-7	Beryllium	1.0	1.0	0.053	ug/L	U		1	6020
7440-43-9	Cadmium	0.40	1.0	0.061	ug/L	J	B	1	6020
7440-47-3	Chromium	1.8	2.0	0.20	ug/L	J	B	1	6020
7440-48-4	Cobalt	0.66	1.0	0.021	ug/L	J		1	6020
7440-50-8	Copper	3.5	2.0	0.75	ug/L			1	6020
7439-92-1	Lead	1.0	1.0	0.11	ug/L	U		1	6020
7439-98-7	Molybdenum	1.6	10	0.23	ug/L	J	B	1	6020
7440-02-0	Nickel	2.0	2.0	0.23	ug/L			1	6020
7782-49-2	Selenium	0.59	5.0	0.25	ug/L	J		1	6020
7440-22-4	Silver	1.0	1.0	0.020	ug/L	U		1	6020
7440-28-0	Thallium	2.0	2.0	0.074	ug/L	U		1	6020
7440-62-2	Vanadium	0.26	5.0	0.23	ug/L	J	B	1	6020
7440-66-6	Zinc	12	20	7.3	ug/L	J		1	6020
7440-33-7	Tungsten	10	10	0.50	ug/L	U		1	6020
7439-97-6	Mercury	0.20	0.20	0.090	ug/L	U		1	7470A

1A-IN
INORGANIC ANALYSIS DATA SHEET
METALS - DISSOLVED

Client Sample ID: MSA-SW38D-033115
Lab Sample ID: 240-48848-8
Lab Name: TestAmerica Canton
Job No.: 240-48848-1
SDG ID.:
Matrix: Water
Date Sampled: 03/31/2015 11:48
Reporting Basis: WET
Date Received: 04/01/2015 09:50

CAS No.	Analyte	Result	RL	MDL	Units	C	Q	DIL	Method
7440-36-0	Antimony	0.23	2.0	0.16	ug/L	J	B	1	6020
7440-38-2	Arsenic	1.7	5.0	0.18	ug/L	J	B	1	6020
7440-39-3	Barium	31	5.0	1.1	ug/L			1	6020
7440-41-7	Beryllium	1.0	1.0	0.053	ug/L	U		1	6020
7440-43-9	Cadmium	0.36	1.0	0.061	ug/L	J	B	1	6020
7440-47-3	Chromium	2.0	2.0	0.20	ug/L		B	1	6020
7440-48-4	Cobalt	0.61	1.0	0.021	ug/L	J		1	6020
7440-50-8	Copper	3.9	2.0	0.75	ug/L			1	6020
7439-92-1	Lead	1.0	1.0	0.11	ug/L	U		1	6020
7439-98-7	Molybdenum	1.6	10	0.23	ug/L	J	B	1	6020
7440-02-0	Nickel	3.9	2.0	0.23	ug/L			1	6020
7782-49-2	Selenium	0.50	5.0	0.25	ug/L	J		1	6020
7440-22-4	Silver	1.0	1.0	0.020	ug/L	U		1	6020
7440-28-0	Thallium	2.0	2.0	0.074	ug/L	U		1	6020
7440-62-2	Vanadium	0.27	5.0	0.23	ug/L	J	B	1	6020
7440-66-6	Zinc	15	20	7.3	ug/L	J		1	6020
7440-33-7	Tungsten	10	10	0.50	ug/L	U		1	6020
7439-97-6	Mercury	0.20	0.20	0.090	ug/L	U		1	7470A

1A-IN
INORGANIC ANALYSIS DATA SHEET
METALS - DISSOLVED

Client Sample ID: MSA-SW39A-033115
Lab Sample ID: 240-48848-9
Lab Name: TestAmerica Canton
Job No.: 240-48848-1
SDG ID.:
Matrix: Water
Date Sampled: 03/31/2015 09:41
Reporting Basis: WET
Date Received: 04/01/2015 09:50

CAS No.	Analyte	Result	RL	MDL	Units	C	Q	DIL	Method
7440-36-0	Antimony	0.19	2.0	0.16	ug/L	J	B	1	6020
7440-38-2	Arsenic	1.8	5.0	0.18	ug/L	J	B	1	6020
7440-39-3	Barium	30	5.0	1.1	ug/L			1	6020
7440-41-7	Beryllium	1.0	1.0	0.053	ug/L	U		1	6020
7440-43-9	Cadmium	0.26	1.0	0.061	ug/L	J	B	1	6020
7440-47-3	Chromium	1.8	2.0	0.20	ug/L	J	B	1	6020
7440-48-4	Cobalt	1.9	1.0	0.021	ug/L			1	6020
7440-50-8	Copper	2.4	2.0	0.75	ug/L			1	6020
7439-92-1	Lead	1.0	1.0	0.11	ug/L	U		1	6020
7439-98-7	Molybdenum	1.5	10	0.23	ug/L	J	B	1	6020
7440-02-0	Nickel	3.8	2.0	0.23	ug/L			1	6020
7782-49-2	Selenium	0.62	5.0	0.25	ug/L	J		1	6020
7440-22-4	Silver	1.0	1.0	0.020	ug/L	U		1	6020
7440-28-0	Thallium	2.0	2.0	0.074	ug/L	U		1	6020
7440-62-2	Vanadium	5.0	5.0	0.23	ug/L	U		1	6020
7440-66-6	Zinc	10	20	7.3	ug/L	J		1	6020
7440-33-7	Tungsten	10	10	0.50	ug/L	U		1	6020
7439-97-6	Mercury	0.20	0.20	0.090	ug/L	U		1	7470A

1A-IN
INORGANIC ANALYSIS DATA SHEET
METALS - DISSOLVED

Client Sample ID: MSA-SW39B-033115
Lab Sample ID: 240-48848-10
Lab Name: TestAmerica Canton
Job No.: 240-48848-1
SDG ID.:
Matrix: Water
Date Sampled: 03/31/2015 09:49
Reporting Basis: WET
Date Received: 04/01/2015 09:50

CAS No.	Analyte	Result	RL	MDL	Units	C	Q	DIL	Method
7440-36-0	Antimony	0.17	2.0	0.16	ug/L	J	B	1	6020
7440-38-2	Arsenic	1.8	5.0	0.18	ug/L	J	B	1	6020
7440-39-3	Barium	30	5.0	1.1	ug/L			1	6020
7440-41-7	Beryllium	1.0	1.0	0.053	ug/L	U		1	6020
7440-43-9	Cadmium	0.25	1.0	0.061	ug/L	J	B	1	6020
7440-47-3	Chromium	1.9	2.0	0.20	ug/L	J	B	1	6020
7440-48-4	Cobalt	0.52	1.0	0.021	ug/L	J		1	6020
7440-50-8	Copper	2.6	2.0	0.75	ug/L			1	6020
7439-92-1	Lead	1.0	1.0	0.11	ug/L	U		1	6020
7439-98-7	Molybdenum	1.6	10	0.23	ug/L	J	B	1	6020
7440-02-0	Nickel	2.3	2.0	0.23	ug/L			1	6020
7782-49-2	Selenium	0.53	5.0	0.25	ug/L	J		1	6020
7440-22-4	Silver	1.0	1.0	0.020	ug/L	U		1	6020
7440-28-0	Thallium	2.0	2.0	0.074	ug/L	U		1	6020
7440-62-2	Vanadium	0.24	5.0	0.23	ug/L	J	B	1	6020
7440-66-6	Zinc	7.8	20	7.3	ug/L	J		1	6020
7440-33-7	Tungsten	10	10	0.50	ug/L	U		1	6020
7439-97-6	Mercury	0.20	0.20	0.090	ug/L	U		1	7470A

1A-IN
INORGANIC ANALYSIS DATA SHEET
METALS - DISSOLVED

Client Sample ID: MSA-SW39C-033115
Lab Sample ID: 240-48848-11
Lab Name: TestAmerica Canton
Job No.: 240-48848-1
SDG ID.:
Matrix: Water
Date Sampled: 03/31/2015 09:53
Reporting Basis: WET
Date Received: 04/01/2015 09:50

CAS No.	Analyte	Result	RL	MDL	Units	C	Q	DIL	Method
7440-36-0	Antimony	0.19	2.0	0.16	ug/L	J	B	1	6020
7440-38-2	Arsenic	1.8	5.0	0.18	ug/L	J	B	1	6020
7440-39-3	Barium	31	5.0	1.1	ug/L			1	6020
7440-41-7	Beryllium	1.0	1.0	0.053	ug/L	U		1	6020
7440-43-9	Cadmium	0.32	1.0	0.061	ug/L	J	B	1	6020
7440-47-3	Chromium	1.8	2.0	0.20	ug/L	J	B	1	6020
7440-48-4	Cobalt	0.52	1.0	0.021	ug/L	J		1	6020
7440-50-8	Copper	2.8	2.0	0.75	ug/L			1	6020
7439-92-1	Lead	1.0	1.0	0.11	ug/L	U		1	6020
7439-98-7	Molybdenum	1.5	10	0.23	ug/L	J	B	1	6020
7440-02-0	Nickel	2.4	2.0	0.23	ug/L			1	6020
7782-49-2	Selenium	0.43	5.0	0.25	ug/L	J		1	6020
7440-22-4	Silver	1.0	1.0	0.020	ug/L	U		1	6020
7440-28-0	Thallium	2.0	2.0	0.074	ug/L	U		1	6020
7440-62-2	Vanadium	5.0	5.0	0.23	ug/L	U		1	6020
7440-66-6	Zinc	8.5	20	7.3	ug/L	J		1	6020
7440-33-7	Tungsten	10	10	0.50	ug/L	U		1	6020
7439-97-6	Mercury	0.20	0.20	0.090	ug/L	U		1	7470A

1A-IN
INORGANIC ANALYSIS DATA SHEET
METALS - DISSOLVED

Client Sample ID: MSA-SW39D-033115
Lab Sample ID: 240-48848-12
Lab Name: TestAmerica Canton
Job No.: 240-48848-1
SDG ID.:
Matrix: Water
Date Sampled: 03/31/2015 09:57
Reporting Basis: WET
Date Received: 04/01/2015 09:50

CAS No.	Analyte	Result	RL	MDL	Units	C	Q	DIL	Method
7440-36-0	Antimony	0.19	2.0	0.16	ug/L	J	B	1	6020
7440-38-2	Arsenic	1.8	5.0	0.18	ug/L	J	B	1	6020
7440-39-3	Barium	31	5.0	1.1	ug/L			1	6020
7440-41-7	Beryllium	1.0	1.0	0.053	ug/L	U		1	6020
7440-43-9	Cadmium	0.34	1.0	0.061	ug/L	J	B	1	6020
7440-47-3	Chromium	1.9	2.0	0.20	ug/L	J	B	1	6020
7440-48-4	Cobalt	0.53	1.0	0.021	ug/L	J		1	6020
7440-50-8	Copper	2.8	2.0	0.75	ug/L			1	6020
7439-92-1	Lead	1.0	1.0	0.11	ug/L	U		1	6020
7439-98-7	Molybdenum	1.5	10	0.23	ug/L	J	B	1	6020
7440-02-0	Nickel	2.3	2.0	0.23	ug/L			1	6020
7782-49-2	Selenium	0.67	5.0	0.25	ug/L	J		1	6020
7440-22-4	Silver	1.0	1.0	0.020	ug/L	U		1	6020
7440-28-0	Thallium	2.0	2.0	0.074	ug/L	U		1	6020
7440-62-2	Vanadium	0.24	5.0	0.23	ug/L	J	B	1	6020
7440-66-6	Zinc	9.3	20	7.3	ug/L	J		1	6020
7440-33-7	Tungsten	10	10	0.50	ug/L	U		1	6020
7439-97-6	Mercury	0.20	0.20	0.090	ug/L	U		1	7470A

1A-IN
INORGANIC ANALYSIS DATA SHEET
METALS - DISSOLVED

Client Sample ID: MSA-SW40A-033115
Lab Sample ID: 240-48848-13
Lab Name: TestAmerica Canton
Job No.: 240-48848-1
SDG ID.:
Matrix: Water
Date Sampled: 03/31/2015 11:56
Reporting Basis: WET
Date Received: 04/01/2015 09:50

CAS No.	Analyte	Result	RL	MDL	Units	C	Q	DIL	Method
7440-36-0	Antimony	0.19	2.0	0.16	ug/L	J	B	1	6020
7440-38-2	Arsenic	1.8	5.0	0.18	ug/L	J	B	1	6020
7440-39-3	Barium	31	5.0	1.1	ug/L			1	6020
7440-41-7	Beryllium	1.0	1.0	0.053	ug/L	U		1	6020
7440-43-9	Cadmium	0.69	1.0	0.061	ug/L	J	B	1	6020
7440-47-3	Chromium	2.1	2.0	0.20	ug/L		B	1	6020
7440-48-4	Cobalt	2.2	1.0	0.021	ug/L			1	6020
7440-50-8	Copper	3.3	2.0	0.75	ug/L			1	6020
7439-92-1	Lead	1.0	1.0	0.11	ug/L	U		1	6020
7439-98-7	Molybdenum	1.5	10	0.23	ug/L	J	B	1	6020
7440-02-0	Nickel	2.6	2.0	0.23	ug/L			1	6020
7782-49-2	Selenium	0.60	5.0	0.25	ug/L	J		1	6020
7440-22-4	Silver	1.0	1.0	0.020	ug/L	U		1	6020
7440-28-0	Thallium	2.0	2.0	0.074	ug/L	U		1	6020
7440-62-2	Vanadium	5.0	5.0	0.23	ug/L	U		1	6020
7440-66-6	Zinc	13	20	7.3	ug/L	J		1	6020
7440-33-7	Tungsten	10	10	0.50	ug/L	U		1	6020
7439-97-6	Mercury	0.20	0.20	0.090	ug/L	U		1	7470A

1A-IN
INORGANIC ANALYSIS DATA SHEET
METALS - DISSOLVED

Client Sample ID: MSA-SW40B-033115
Lab Sample ID: 240-48848-14
Lab Name: TestAmerica Canton
Job No.: 240-48848-1
SDG ID.:
Matrix: Water
Date Sampled: 03/31/2015 11:59
Reporting Basis: WET
Date Received: 04/01/2015 09:50

CAS No.	Analyte	Result	RL	MDL	Units	C	Q	DIL	Method
7440-36-0	Antimony	0.19	2.0	0.16	ug/L	J	B	1	6020
7440-38-2	Arsenic	1.8	5.0	0.18	ug/L	J	B	1	6020
7440-39-3	Barium	31	5.0	1.1	ug/L			1	6020
7440-41-7	Beryllium	1.0	1.0	0.053	ug/L	U		1	6020
7440-43-9	Cadmium	0.50	1.0	0.061	ug/L	J	B	1	6020
7440-47-3	Chromium	1.8	2.0	0.20	ug/L	J	B	1	6020
7440-48-4	Cobalt	0.96	1.0	0.021	ug/L	J		1	6020
7440-50-8	Copper	3.5	2.0	0.75	ug/L			1	6020
7439-92-1	Lead	1.0	1.0	0.11	ug/L	U		1	6020
7439-98-7	Molybdenum	1.5	10	0.23	ug/L	J	B	1	6020
7440-02-0	Nickel	3.6	2.0	0.23	ug/L			1	6020
7782-49-2	Selenium	0.60	5.0	0.25	ug/L	J		1	6020
7440-22-4	Silver	1.0	1.0	0.020	ug/L	U		1	6020
7440-28-0	Thallium	2.0	2.0	0.074	ug/L	U		1	6020
7440-62-2	Vanadium	0.27	5.0	0.23	ug/L	J	B	1	6020
7440-66-6	Zinc	14	20	7.3	ug/L	J		1	6020
7440-33-7	Tungsten	10	10	0.50	ug/L	U		1	6020
7439-97-6	Mercury	0.20	0.20	0.090	ug/L	U		1	7470A

1A-IN
INORGANIC ANALYSIS DATA SHEET
METALS - DISSOLVED

Client Sample ID: MSA-SW40C-033115
Lab Sample ID: 240-48848-15
Lab Name: TestAmerica Canton
Job No.: 240-48848-1
SDG ID.:
Matrix: Water
Date Sampled: 03/31/2015 12:02
Reporting Basis: WET
Date Received: 04/01/2015 09:50

CAS No.	Analyte	Result	RL	MDL	Units	C	Q	DIL	Method
7440-36-0	Antimony	0.34	2.0	0.16	ug/L	J	B	1	6020
7440-38-2	Arsenic	1.8	5.0	0.18	ug/L	J	B	1	6020
7440-39-3	Barium	32	5.0	1.1	ug/L			1	6020
7440-41-7	Beryllium	1.0	1.0	0.053	ug/L	U	^	1	6020
7440-43-9	Cadmium	0.42	1.0	0.061	ug/L	J	B	1	6020
7440-47-3	Chromium	2.0	2.0	0.20	ug/L		B	1	6020
7440-48-4	Cobalt	0.72	1.0	0.021	ug/L	J		1	6020
7440-50-8	Copper	4.0	2.0	0.75	ug/L			1	6020
7439-92-1	Lead	0.20	1.0	0.11	ug/L	J		1	6020
7439-98-7	Molybdenum	1.7	10	0.23	ug/L	J	B	1	6020
7440-02-0	Nickel	2.2	2.0	0.23	ug/L			1	6020
7782-49-2	Selenium	0.55	5.0	0.25	ug/L	J		1	6020
7440-22-4	Silver	1.0	1.0	0.020	ug/L	U		1	6020
7440-28-0	Thallium	2.0	2.0	0.074	ug/L	U		1	6020
7440-62-2	Vanadium	0.45	5.0	0.23	ug/L	J	B	1	6020
7440-66-6	Zinc	13	20	7.3	ug/L	J		1	6020
7440-33-7	Tungsten	10	10	0.50	ug/L	U		1	6020
7439-97-6	Mercury	0.20	0.20	0.090	ug/L	U		1	7470A

1A-IN
INORGANIC ANALYSIS DATA SHEET
METALS - DISSOLVED

Client Sample ID: MSA-SW40D-033115
Lab Sample ID: 240-48848-16
Lab Name: TestAmerica Canton
Job No.: 240-48848-1
SDG ID.:
Matrix: Water
Date Sampled: 03/31/2015 12:07
Reporting Basis: WET
Date Received: 04/01/2015 09:50

CAS No.	Analyte	Result	RL	MDL	Units	C	Q	DIL	Method
7440-36-0	Antimony	0.24	2.0	0.16	ug/L	J	B	1	6020
7440-38-2	Arsenic	1.9	5.0	0.18	ug/L	J	B	1	6020
7440-39-3	Barium	32	5.0	1.1	ug/L			1	6020
7440-41-7	Beryllium	1.0	1.0	0.053	ug/L	U	^	1	6020
7440-43-9	Cadmium	0.42	1.0	0.061	ug/L	J	B	1	6020
7440-47-3	Chromium	2.2	2.0	0.20	ug/L		B	1	6020
7440-48-4	Cobalt	0.69	1.0	0.021	ug/L	J		1	6020
7440-50-8	Copper	5.1	2.0	0.75	ug/L			1	6020
7439-92-1	Lead	0.41	1.0	0.11	ug/L	J		1	6020
7439-98-7	Molybdenum	1.6	10	0.23	ug/L	J	B	1	6020
7440-02-0	Nickel	3.0	2.0	0.23	ug/L			1	6020
7782-49-2	Selenium	0.60	5.0	0.25	ug/L	J		1	6020
7440-22-4	Silver	1.0	1.0	0.020	ug/L	U		1	6020
7440-28-0	Thallium	2.0	2.0	0.074	ug/L	U		1	6020
7440-62-2	Vanadium	0.56	5.0	0.23	ug/L	J	B	1	6020
7440-66-6	Zinc	15	20	7.3	ug/L	J		1	6020
7440-33-7	Tungsten	10	10	0.50	ug/L	U		1	6020
7439-97-6	Mercury	0.20	0.20	0.090	ug/L	U		1	7470A

1A-IN
INORGANIC ANALYSIS DATA SHEET
METALS - DISSOLVED

Client Sample ID: MSA-SW41A-033115
Lab Sample ID: 240-48848-17
Lab Name: TestAmerica Canton
Job No.: 240-48848-1
SDG ID.:
Matrix: Water
Date Sampled: 03/31/2015 11:14
Reporting Basis: WET
Date Received: 04/01/2015 09:50

CAS No.	Analyte	Result	RL	MDL	Units	C	Q	DIL	Method
7440-36-0	Antimony	0.19	2.0	0.16	ug/L	J	B	1	6020
7440-38-2	Arsenic	1.6	5.0	0.18	ug/L	J	B	1	6020
7440-39-3	Barium	30	5.0	1.1	ug/L			1	6020
7440-41-7	Beryllium	0.17	1.0	0.053	ug/L	J	^	1	6020
7440-43-9	Cadmium	0.46	1.0	0.061	ug/L	J	B	1	6020
7440-47-3	Chromium	1.8	2.0	0.20	ug/L	J	B	1	6020
7440-48-4	Cobalt	3.7	1.0	0.021	ug/L			1	6020
7440-50-8	Copper	3.3	2.0	0.75	ug/L			1	6020
7439-92-1	Lead	1.0	1.0	0.11	ug/L	U		1	6020
7439-98-7	Molybdenum	1.4	10	0.23	ug/L	J	B	1	6020
7440-02-0	Nickel	5.7	2.0	0.23	ug/L			1	6020
7782-49-2	Selenium	0.61	5.0	0.25	ug/L	J		1	6020
7440-22-4	Silver	1.0	1.0	0.020	ug/L	U		1	6020
7440-28-0	Thallium	2.0	2.0	0.074	ug/L	U		1	6020
7440-62-2	Vanadium	5.0	5.0	0.23	ug/L	U		1	6020
7440-66-6	Zinc	19	20	7.3	ug/L	J		1	6020
7440-33-7	Tungsten	10	10	0.50	ug/L	U		1	6020
7439-97-6	Mercury	0.20	0.20	0.090	ug/L	U		1	7470A

1A-IN
INORGANIC ANALYSIS DATA SHEET
METALS - DISSOLVED

Client Sample ID: MSA-SW41B-033115
Lab Sample ID: 240-48848-18
Lab Name: TestAmerica Canton
Job No.: 240-48848-1
SDG ID.:
Matrix: Water
Date Sampled: 03/31/2015 11:20
Reporting Basis: WET
Date Received: 04/01/2015 09:50

CAS No.	Analyte	Result	RL	MDL	Units	C	Q	DIL	Method
7440-36-0	Antimony	0.19	2.0	0.16	ug/L	J	B	1	6020
7440-38-2	Arsenic	1.8	5.0	0.18	ug/L	J	B	1	6020
7440-39-3	Barium	32	5.0	1.1	ug/L			1	6020
7440-41-7	Beryllium	1.0	1.0	0.053	ug/L	U	^	1	6020
7440-43-9	Cadmium	0.45	1.0	0.061	ug/L	J	B	1	6020
7440-47-3	Chromium	1.9	2.0	0.20	ug/L	J	B	1	6020
7440-48-4	Cobalt	0.78	1.0	0.021	ug/L	J		1	6020
7440-50-8	Copper	3.5	2.0	0.75	ug/L			1	6020
7439-92-1	Lead	1.0	1.0	0.11	ug/L	U		1	6020
7439-98-7	Molybdenum	1.6	10	0.23	ug/L	J	B	1	6020
7440-02-0	Nickel	2.6	2.0	0.23	ug/L			1	6020
7782-49-2	Selenium	0.53	5.0	0.25	ug/L	J		1	6020
7440-22-4	Silver	1.0	1.0	0.020	ug/L	U		1	6020
7440-28-0	Thallium	2.0	2.0	0.074	ug/L	U		1	6020
7440-62-2	Vanadium	0.32	5.0	0.23	ug/L	J	B	1	6020
7440-66-6	Zinc	11	20	7.3	ug/L	J		1	6020
7440-33-7	Tungsten	10	10	0.50	ug/L	U		1	6020
7439-97-6	Mercury	0.20	0.20	0.090	ug/L	U		1	7470A

1A-IN
INORGANIC ANALYSIS DATA SHEET
METALS - DISSOLVED

Client Sample ID: MSA-SW41C-033115
Lab Sample ID: 240-48848-19
Lab Name: TestAmerica Canton
Job No.: 240-48848-1
SDG ID.:
Matrix: Water
Date Sampled: 03/31/2015 11:23
Reporting Basis: WET
Date Received: 04/01/2015 09:50

CAS No.	Analyte	Result	RL	MDL	Units	C	Q	DIL	Method
7440-36-0	Antimony	0.22	2.0	0.16	ug/L	J	B	1	6020
7440-38-2	Arsenic	1.7	5.0	0.18	ug/L	J	B	1	6020
7440-39-3	Barium	31	5.0	1.1	ug/L			1	6020
7440-41-7	Beryllium	1.0	1.0	0.053	ug/L	U	^	1	6020
7440-43-9	Cadmium	0.40	1.0	0.061	ug/L	J	B	1	6020
7440-47-3	Chromium	1.8	2.0	0.20	ug/L	J	B	1	6020
7440-48-4	Cobalt	0.61	1.0	0.021	ug/L	J		1	6020
7440-50-8	Copper	3.4	2.0	0.75	ug/L			1	6020
7439-92-1	Lead	1.0	1.0	0.11	ug/L	U		1	6020
7439-98-7	Molybdenum	1.5	10	0.23	ug/L	J	B	1	6020
7440-02-0	Nickel	2.4	2.0	0.23	ug/L			1	6020
7782-49-2	Selenium	0.52	5.0	0.25	ug/L	J		1	6020
7440-22-4	Silver	1.0	1.0	0.020	ug/L	U		1	6020
7440-28-0	Thallium	2.0	2.0	0.074	ug/L	U		1	6020
7440-62-2	Vanadium	0.31	5.0	0.23	ug/L	J	B	1	6020
7440-66-6	Zinc	11	20	7.3	ug/L	J		1	6020
7440-33-7	Tungsten	10	10	0.50	ug/L	U		1	6020
7439-97-6	Mercury	0.20	0.20	0.090	ug/L	U		1	7470A

1A-IN
INORGANIC ANALYSIS DATA SHEET
METALS - DISSOLVED

Client Sample ID: MSA-SW41D-033115
Lab Sample ID: 240-48848-20
Lab Name: TestAmerica Canton
Job No.: 240-48848-1
SDG ID.:
Matrix: Water
Date Sampled: 03/31/2015 11:27
Reporting Basis: WET
Date Received: 04/01/2015 09:50

CAS No.	Analyte	Result	RL	MDL	Units	C	Q	DIL	Method
7440-36-0	Antimony	0.19	2.0	0.16	ug/L	J	B	1	6020
7440-38-2	Arsenic	1.7	5.0	0.18	ug/L	J	B	1	6020
7440-39-3	Barium	31	5.0	1.1	ug/L			1	6020
7440-41-7	Beryllium	1.0	1.0	0.053	ug/L	U	^	1	6020
7440-43-9	Cadmium	0.39	1.0	0.061	ug/L	J	B	1	6020
7440-47-3	Chromium	1.8	2.0	0.20	ug/L	J	B	1	6020
7440-48-4	Cobalt	0.55	1.0	0.021	ug/L	J		1	6020
7440-50-8	Copper	3.8	2.0	0.75	ug/L			1	6020
7439-92-1	Lead	1.0	1.0	0.11	ug/L	U		1	6020
7439-98-7	Molybdenum	1.5	10	0.23	ug/L	J	B	1	6020
7440-02-0	Nickel	3.6	2.0	0.23	ug/L			1	6020
7782-49-2	Selenium	0.50	5.0	0.25	ug/L	J		1	6020
7440-22-4	Silver	0.081	1.0	0.020	ug/L	J		1	6020
7440-28-0	Thallium	2.0	2.0	0.074	ug/L	U		1	6020
7440-62-2	Vanadium	0.40	5.0	0.23	ug/L	J	B	1	6020
7440-66-6	Zinc	13	20	7.3	ug/L	J		1	6020
7440-33-7	Tungsten	10	10	0.50	ug/L	U		1	6020
7439-97-6	Mercury	0.20	0.20	0.090	ug/L	U		1	7470A

1A-IN
INORGANIC ANALYSIS DATA SHEET
METALS - DISSOLVED

Client Sample ID: MSA-SW42A-033115
Lab Sample ID: 240-48848-21
Lab Name: TestAmerica Canton
Job No.: 240-48848-1
SDG ID.:
Matrix: Water
Date Sampled: 03/31/2015 12:12
Reporting Basis: WET
Date Received: 04/01/2015 09:50

CAS No.	Analyte	Result	RL	MDL	Units	C	Q	DIL	Method
7440-36-0	Antimony	0.50	2.0	0.16	ug/L	J		1	6020
7440-38-2	Arsenic	1.9	5.0	0.18	ug/L	J	B	1	6020
7440-39-3	Barium	32	5.0	1.1	ug/L			1	6020
7440-41-7	Beryllium	0.086	1.0	0.053	ug/L	J	^	1	6020
7440-43-9	Cadmium	0.68	1.0	0.061	ug/L	J	B	1	6020
7440-47-3	Chromium	2.1	2.0	0.20	ug/L		B	1	6020
7440-48-4	Cobalt	1.4	1.0	0.021	ug/L			1	6020
7440-50-8	Copper	3.8	2.0	0.75	ug/L			1	6020
7439-92-1	Lead	0.13	1.0	0.11	ug/L	J		1	6020
7439-98-7	Molybdenum	2.4	10	0.23	ug/L	J		1	6020
7440-02-0	Nickel	2.7	2.0	0.23	ug/L			1	6020
7782-49-2	Selenium	1.0	5.0	0.25	ug/L	J		1	6020
7440-22-4	Silver	1.0	1.0	0.020	ug/L	U		1	6020
7440-28-0	Thallium	0.13	2.0	0.074	ug/L	J		1	6020
7440-62-2	Vanadium	0.53	5.0	0.23	ug/L	J		1	6020
7440-66-6	Zinc	12	20	7.3	ug/L	J		1	6020
7440-33-7	Tungsten	1.2	10	0.50	ug/L	J		1	6020
7439-97-6	Mercury	0.20	0.20	0.090	ug/L	U		1	7470A

1A-IN
INORGANIC ANALYSIS DATA SHEET
METALS - DISSOLVED

Client Sample ID: MSA-SW42B-033115
Lab Sample ID: 240-48848-22
Lab Name: TestAmerica Canton
Job No.: 240-48848-1
SDG ID.:
Matrix: Water
Date Sampled: 03/31/2015 12:17
Reporting Basis: WET
Date Received: 04/01/2015 09:50

CAS No.	Analyte	Result	RL	MDL	Units	C	Q	DIL	Method
7440-36-0	Antimony	0.62	2.0	0.16	ug/L	J		1	6020
7440-38-2	Arsenic	1.9	5.0	0.18	ug/L	J	B	1	6020
7440-39-3	Barium	32	5.0	1.1	ug/L			1	6020
7440-41-7	Beryllium	0.17	1.0	0.053	ug/L	J	^	1	6020
7440-43-9	Cadmium	0.77	1.0	0.061	ug/L	J	B	1	6020
7440-47-3	Chromium	2.1	2.0	0.20	ug/L		B	1	6020
7440-48-4	Cobalt	1.3	1.0	0.021	ug/L			1	6020
7440-50-8	Copper	4.8	2.0	0.75	ug/L			1	6020
7439-92-1	Lead	0.24	1.0	0.11	ug/L	J		1	6020
7439-98-7	Molybdenum	2.5	10	0.23	ug/L	J		1	6020
7440-02-0	Nickel	4.0	2.0	0.23	ug/L			1	6020
7782-49-2	Selenium	1.1	5.0	0.25	ug/L	J		1	6020
7440-22-4	Silver	1.0	1.0	0.020	ug/L	U		1	6020
7440-28-0	Thallium	0.16	2.0	0.074	ug/L	J		1	6020
7440-62-2	Vanadium	0.39	5.0	0.23	ug/L	J		1	6020
7440-66-6	Zinc	16	20	7.3	ug/L	J		1	6020
7440-33-7	Tungsten	1.4	10	0.50	ug/L	J		1	6020
7439-97-6	Mercury	0.20	0.20	0.090	ug/L	U		1	7470A

1A-IN
INORGANIC ANALYSIS DATA SHEET
METALS - DISSOLVED

Client Sample ID: MSA-SW42C-033115
Lab Sample ID: 240-48848-23
Lab Name: TestAmerica Canton
Job No.: 240-48848-1
SDG ID.:
Matrix: Water
Date Sampled: 03/31/2015 12:21
Reporting Basis: WET
Date Received: 04/01/2015 09:50

CAS No.	Analyte	Result	RL	MDL	Units	C	Q	DIL	Method
7440-36-0	Antimony	0.36	2.0	0.16	ug/L	J		1	6020
7440-38-2	Arsenic	2.0	5.0	0.18	ug/L	J	B	1	6020
7440-39-3	Barium	33	5.0	1.1	ug/L			1	6020
7440-41-7	Beryllium	0.11	1.0	0.053	ug/L	J	^	1	6020
7440-43-9	Cadmium	0.51	1.0	0.061	ug/L	J	B	1	6020
7440-47-3	Chromium	2.3	2.0	0.20	ug/L		B	1	6020
7440-48-4	Cobalt	0.76	1.0	0.021	ug/L	J		1	6020
7440-50-8	Copper	4.8	2.0	0.75	ug/L			1	6020
7439-92-1	Lead	0.36	1.0	0.11	ug/L	J		1	6020
7439-98-7	Molybdenum	1.7	10	0.23	ug/L	J		1	6020
7440-02-0	Nickel	2.9	2.0	0.23	ug/L			1	6020
7782-49-2	Selenium	0.82	5.0	0.25	ug/L	J		1	6020
7440-22-4	Silver	1.0	1.0	0.020	ug/L	U		1	6020
7440-28-0	Thallium	2.0	2.0	0.074	ug/L	U		1	6020
7440-62-2	Vanadium	0.63	5.0	0.23	ug/L	J		1	6020
7440-66-6	Zinc	14	20	7.3	ug/L	J		1	6020
7440-33-7	Tungsten	10	10	0.50	ug/L	U		1	6020
7439-97-6	Mercury	0.20	0.20	0.090	ug/L	U		1	7470A

1A-IN
INORGANIC ANALYSIS DATA SHEET
METALS - DISSOLVED

Client Sample ID: MSA-SW42D-033115
Lab Sample ID: 240-48848-24
Lab Name: TestAmerica Canton
Job No.: 240-48848-1
SDG ID.:
Matrix: Water
Date Sampled: 03/31/2015 12:25
Reporting Basis: WET
Date Received: 04/01/2015 09:50

CAS No.	Analyte	Result	RL	MDL	Units	C	Q	DIL	Method
7440-36-0	Antimony	0.29	2.0	0.16	ug/L	J		1	6020
7440-38-2	Arsenic	2.0	5.0	0.18	ug/L	J	B	1	6020
7440-39-3	Barium	33	5.0	1.1	ug/L			1	6020
7440-41-7	Beryllium	0.080	1.0	0.053	ug/L	J	^	1	6020
7440-43-9	Cadmium	0.50	1.0	0.061	ug/L	J	B	1	6020
7440-47-3	Chromium	2.1	2.0	0.20	ug/L		B	1	6020
7440-48-4	Cobalt	0.66	1.0	0.021	ug/L	J		1	6020
7440-50-8	Copper	3.8	2.0	0.75	ug/L			1	6020
7439-92-1	Lead	0.11	1.0	0.11	ug/L	J		1	6020
7439-98-7	Molybdenum	1.7	10	0.23	ug/L	J		1	6020
7440-02-0	Nickel	2.6	2.0	0.23	ug/L			1	6020
7782-49-2	Selenium	0.80	5.0	0.25	ug/L	J		1	6020
7440-22-4	Silver	1.0	1.0	0.020	ug/L	U		1	6020
7440-28-0	Thallium	2.0	2.0	0.074	ug/L	U		1	6020
7440-62-2	Vanadium	0.51	5.0	0.23	ug/L	J		1	6020
7440-66-6	Zinc	11	20	7.3	ug/L	J		1	6020
7440-33-7	Tungsten	10	10	0.50	ug/L	U		1	6020
7439-97-6	Mercury	0.20	0.20	0.090	ug/L	U		1	7470A

1A-IN
INORGANIC ANALYSIS DATA SHEET
METALS - DISSOLVED

Client Sample ID: MSA-SW43A-033115
Lab Sample ID: 240-48848-25
Lab Name: TestAmerica Canton
Job No.: 240-48848-1
SDG ID.:
Matrix: Water
Date Sampled: 03/31/2015 10:52
Reporting Basis: WET
Date Received: 04/01/2015 09:50

CAS No.	Analyte	Result	RL	MDL	Units	C	Q	DIL	Method
7440-36-0	Antimony	0.23	2.0	0.16	ug/L	J		1	6020
7440-38-2	Arsenic	1.8	5.0	0.18	ug/L	J	B	1	6020
7440-39-3	Barium	30	5.0	1.1	ug/L			1	6020
7440-41-7	Beryllium	0.29	1.0	0.053	ug/L	J	^	1	6020
7440-43-9	Cadmium	0.55	1.0	0.061	ug/L	J	B	1	6020
7440-47-3	Chromium	2.1	2.0	0.20	ug/L		B	1	6020
7440-48-4	Cobalt	4.7	1.0	0.021	ug/L			1	6020
7440-50-8	Copper	3.4	2.0	0.75	ug/L			1	6020
7439-92-1	Lead	1.0	1.0	0.11	ug/L	U		1	6020
7439-98-7	Molybdenum	1.5	10	0.23	ug/L	J		1	6020
7440-02-0	Nickel	7.5	2.0	0.23	ug/L			1	6020
7782-49-2	Selenium	0.74	5.0	0.25	ug/L	J		1	6020
7440-22-4	Silver	1.0	1.0	0.020	ug/L	U		1	6020
7440-28-0	Thallium	2.0	2.0	0.074	ug/L	U		1	6020
7440-62-2	Vanadium	0.25	5.0	0.23	ug/L	J		1	6020
7440-66-6	Zinc	26	20	7.3	ug/L			1	6020
7440-33-7	Tungsten	10	10	0.50	ug/L	U		1	6020
7439-97-6	Mercury	0.20	0.20	0.090	ug/L	U		1	7470A

1A-IN
INORGANIC ANALYSIS DATA SHEET
METALS - DISSOLVED

Client Sample ID: MSA-SW43B-033115
Lab Sample ID: 240-48848-26
Lab Name: TestAmerica Canton
Job No.: 240-48848-1
SDG ID.:
Matrix: Water
Date Sampled: 03/31/2015 10:59
Reporting Basis: WET
Date Received: 04/01/2015 09:50

CAS No.	Analyte	Result	RL	MDL	Units	C	Q	DIL	Method
7440-36-0	Antimony	0.23	2.0	0.16	ug/L	J		1	6020
7440-38-2	Arsenic	1.9	5.0	0.18	ug/L	J	B	1	6020
7440-39-3	Barium	32	5.0	1.1	ug/L			1	6020
7440-41-7	Beryllium	0.055	1.0	0.053	ug/L	J	^	1	6020
7440-43-9	Cadmium	0.44	1.0	0.061	ug/L	J	B	1	6020
7440-47-3	Chromium	1.9	2.0	0.20	ug/L	J	B	1	6020
7440-48-4	Cobalt	0.95	1.0	0.021	ug/L	J		1	6020
7440-50-8	Copper	3.6	2.0	0.75	ug/L			1	6020
7439-92-1	Lead	1.0	1.0	0.11	ug/L	U		1	6020
7439-98-7	Molybdenum	1.6	10	0.23	ug/L	J		1	6020
7440-02-0	Nickel	2.7	2.0	0.23	ug/L			1	6020
7782-49-2	Selenium	0.74	5.0	0.25	ug/L	J		1	6020
7440-22-4	Silver	1.0	1.0	0.020	ug/L	U		1	6020
7440-28-0	Thallium	2.0	2.0	0.074	ug/L	U		1	6020
7440-62-2	Vanadium	0.27	5.0	0.23	ug/L	J		1	6020
7440-66-6	Zinc	12	20	7.3	ug/L	J		1	6020
7440-33-7	Tungsten	10	10	0.50	ug/L	U		1	6020
7439-97-6	Mercury	0.20	0.20	0.090	ug/L	U		1	7470A

1A-IN
INORGANIC ANALYSIS DATA SHEET
METALS - DISSOLVED

Client Sample ID: MSA-SW43C-033115
Lab Sample ID: 240-48848-27
Lab Name: TestAmerica Canton
Job No.: 240-48848-1
SDG ID.:
Matrix: Water
Date Sampled: 03/31/2015 11:04
Reporting Basis: WET
Date Received: 04/01/2015 09:50

CAS No.	Analyte	Result	RL	MDL	Units	C	Q	DIL	Method
7440-36-0	Antimony	0.22	2.0	0.16	ug/L	J		1	6020
7440-38-2	Arsenic	1.8	5.0	0.18	ug/L	J	B	1	6020
7440-39-3	Barium	31	5.0	1.1	ug/L			1	6020
7440-41-7	Beryllium	1.0	1.0	0.053	ug/L	U	^	1	6020
7440-43-9	Cadmium	0.44	1.0	0.061	ug/L	J	B	1	6020
7440-47-3	Chromium	2.2	2.0	0.20	ug/L		B	1	6020
7440-48-4	Cobalt	0.67	1.0	0.021	ug/L	J		1	6020
7440-50-8	Copper	4.0	2.0	0.75	ug/L			1	6020
7439-92-1	Lead	1.0	1.0	0.11	ug/L	U		1	6020
7439-98-7	Molybdenum	1.6	10	0.23	ug/L	J		1	6020
7440-02-0	Nickel	2.4	2.0	0.23	ug/L			1	6020
7782-49-2	Selenium	0.67	5.0	0.25	ug/L	J		1	6020
7440-22-4	Silver	1.0	1.0	0.020	ug/L	U		1	6020
7440-28-0	Thallium	2.0	2.0	0.074	ug/L	U		1	6020
7440-62-2	Vanadium	0.37	5.0	0.23	ug/L	J		1	6020
7440-66-6	Zinc	11	20	7.3	ug/L	J		1	6020
7440-33-7	Tungsten	10	10	0.50	ug/L	U		1	6020
7439-97-6	Mercury	0.20	0.20	0.090	ug/L	U		1	7470A

1A-IN
INORGANIC ANALYSIS DATA SHEET
METALS - DISSOLVED

Client Sample ID: MSA-SW43D-033115
Lab Sample ID: 240-48848-28
Lab Name: TestAmerica Canton
Job No.: 240-48848-1
SDG ID.:
Matrix: Water
Date Sampled: 03/31/2015 11:08
Reporting Basis: WET
Date Received: 04/01/2015 09:50

CAS No.	Analyte	Result	RL	MDL	Units	C	Q	DIL	Method
7440-36-0	Antimony	0.22	2.0	0.16	ug/L	J		1	6020
7440-38-2	Arsenic	2.0	5.0	0.18	ug/L	J	B	1	6020
7440-39-3	Barium	32	5.0	1.1	ug/L			1	6020
7440-41-7	Beryllium	1.0	1.0	0.053	ug/L	U	^	1	6020
7440-43-9	Cadmium	0.40	1.0	0.061	ug/L	J	B	1	6020
7440-47-3	Chromium	2.0	2.0	0.20	ug/L		B	1	6020
7440-48-4	Cobalt	0.58	1.0	0.021	ug/L	J		1	6020
7440-50-8	Copper	3.5	2.0	0.75	ug/L			1	6020
7439-92-1	Lead	1.0	1.0	0.11	ug/L	U		1	6020
7439-98-7	Molybdenum	1.6	10	0.23	ug/L	J		1	6020
7440-02-0	Nickel	2.4	2.0	0.23	ug/L			1	6020
7782-49-2	Selenium	0.81	5.0	0.25	ug/L	J		1	6020
7440-22-4	Silver	1.0	1.0	0.020	ug/L	U		1	6020
7440-28-0	Thallium	2.0	2.0	0.074	ug/L	U		1	6020
7440-62-2	Vanadium	0.30	5.0	0.23	ug/L	J		1	6020
7440-66-6	Zinc	12	20	7.3	ug/L	J		1	6020
7440-33-7	Tungsten	10	10	0.50	ug/L	U		1	6020
7439-97-6	Mercury	0.20	0.20	0.090	ug/L	U		1	7470A

1A-IN
INORGANIC ANALYSIS DATA SHEET
METALS - DISSOLVED

Client Sample ID: MSA-SW44A-033115
Lab Sample ID: 240-48848-29
Lab Name: TestAmerica Canton
Job No.: 240-48848-1
SDG ID.:
Matrix: Water
Date Sampled: 03/31/2015 10:32
Reporting Basis: WET
Date Received: 04/01/2015 09:50

CAS No.	Analyte	Result	RL	MDL	Units	C	Q	DIL	Method
7440-36-0	Antimony	0.35	2.0	0.16	ug/L	J		1	6020
7440-38-2	Arsenic	1.6	5.0	0.18	ug/L	J	B	1	6020
7440-39-3	Barium	32	5.0	1.1	ug/L			1	6020
7440-41-7	Beryllium	0.21	1.0	0.053	ug/L	J	^	1	6020
7440-43-9	Cadmium	0.52	1.0	0.061	ug/L	J	B	1	6020
7440-47-3	Chromium	1.9	2.0	0.20	ug/L	J	B	1	6020
7440-48-4	Cobalt	4.4	1.0	0.021	ug/L			1	6020
7440-50-8	Copper	3.5	2.0	0.75	ug/L			1	6020
7439-92-1	Lead	1.0	1.0	0.11	ug/L	U		1	6020
7439-98-7	Molybdenum	1.7	10	0.23	ug/L	J		1	6020
7440-02-0	Nickel	7.5	2.0	0.23	ug/L			1	6020
7782-49-2	Selenium	0.69	5.0	0.25	ug/L	J		1	6020
7440-22-4	Silver	1.0	1.0	0.020	ug/L	U		1	6020
7440-28-0	Thallium	2.0	2.0	0.074	ug/L	U		1	6020
7440-62-2	Vanadium	0.38	5.0	0.23	ug/L	J		1	6020
7440-66-6	Zinc	23	20	7.3	ug/L			1	6020
7440-33-7	Tungsten	10	10	0.50	ug/L	U		1	6020
7439-97-6	Mercury	0.20	0.20	0.090	ug/L	U		1	7470A

1A-IN
INORGANIC ANALYSIS DATA SHEET
METALS - DISSOLVED

Client Sample ID: MSA-SW44B-033115
Lab Sample ID: 240-48848-30
Lab Name: TestAmerica Canton
Job No.: 240-48848-1
SDG ID.:
Matrix: Water
Date Sampled: 03/31/2015 10:37
Reporting Basis: WET
Date Received: 04/01/2015 09:50

CAS No.	Analyte	Result	RL	MDL	Units	C	Q	DIL	Method
7440-36-0	Antimony	0.23	2.0	0.16	ug/L	J		1	6020
7440-38-2	Arsenic	1.8	5.0	0.18	ug/L	J	B	1	6020
7440-39-3	Barium	32	5.0	1.1	ug/L			1	6020
7440-41-7	Beryllium	1.0	1.0	0.053	ug/L	U	^	1	6020
7440-43-9	Cadmium	0.34	1.0	0.061	ug/L	J	B	1	6020
7440-47-3	Chromium	1.9	2.0	0.20	ug/L	J	B	1	6020
7440-48-4	Cobalt	0.83	1.0	0.021	ug/L	J		1	6020
7440-50-8	Copper	3.1	2.0	0.75	ug/L			1	6020
7439-92-1	Lead	1.0	1.0	0.11	ug/L	U		1	6020
7439-98-7	Molybdenum	1.6	10	0.23	ug/L	J		1	6020
7440-02-0	Nickel	2.8	2.0	0.23	ug/L			1	6020
7782-49-2	Selenium	0.66	5.0	0.25	ug/L	J		1	6020
7440-22-4	Silver	1.0	1.0	0.020	ug/L	U		1	6020
7440-28-0	Thallium	2.0	2.0	0.074	ug/L	U		1	6020
7440-62-2	Vanadium	0.33	5.0	0.23	ug/L	J		1	6020
7440-66-6	Zinc	10	20	7.3	ug/L	J		1	6020
7440-33-7	Tungsten	10	10	0.50	ug/L	U		1	6020
7439-97-6	Mercury	0.20	0.20	0.090	ug/L	U		1	7470A

1A-IN
INORGANIC ANALYSIS DATA SHEET
METALS - DISSOLVED

Client Sample ID: MSA-SW44C-033115
Lab Sample ID: 240-48848-31
Lab Name: TestAmerica Canton
Job No.: 240-48848-1
SDG ID.:
Matrix: Water
Date Sampled: 03/31/2015 10:41
Reporting Basis: WET
Date Received: 04/01/2015 09:50

CAS No.	Analyte	Result	RL	MDL	Units	C	Q	DIL	Method
7440-36-0	Antimony	0.21	2.0	0.16	ug/L	J		1	6020
7440-38-2	Arsenic	1.7	5.0	0.18	ug/L	J	B	1	6020
7440-39-3	Barium	31	5.0	1.1	ug/L			1	6020
7440-41-7	Beryllium	1.0	1.0	0.053	ug/L	U	^	1	6020
7440-43-9	Cadmium	0.34	1.0	0.061	ug/L	J	B	1	6020
7440-47-3	Chromium	1.9	2.0	0.20	ug/L	J	B	1	6020
7440-48-4	Cobalt	0.58	1.0	0.021	ug/L	J		1	6020
7440-50-8	Copper	3.1	2.0	0.75	ug/L			1	6020
7439-92-1	Lead	1.0	1.0	0.11	ug/L	U		1	6020
7439-98-7	Molybdenum	1.5	10	0.23	ug/L	J		1	6020
7440-02-0	Nickel	2.4	2.0	0.23	ug/L			1	6020
7782-49-2	Selenium	0.65	5.0	0.25	ug/L	J		1	6020
7440-22-4	Silver	1.0	1.0	0.020	ug/L	U		1	6020
7440-28-0	Thallium	2.0	2.0	0.074	ug/L	U		1	6020
7440-62-2	Vanadium	0.46	5.0	0.23	ug/L	J		1	6020
7440-66-6	Zinc	11	20	7.3	ug/L	J		1	6020
7440-33-7	Tungsten	10	10	0.50	ug/L	U		1	6020
7439-97-6	Mercury	0.20	0.20	0.090	ug/L	U		1	7470A

1A-IN
INORGANIC ANALYSIS DATA SHEET
METALS - DISSOLVED

Client Sample ID: MSA-SW44D-033115
Lab Sample ID: 240-48848-32
Lab Name: TestAmerica Canton
Job No.: 240-48848-1
SDG ID.:
Matrix: Water
Date Sampled: 03/31/2015 10:44
Reporting Basis: WET
Date Received: 04/01/2015 09:50

CAS No.	Analyte	Result	RL	MDL	Units	C	Q	DIL	Method
7440-36-0	Antimony	0.19	2.0	0.16	ug/L	J		1	6020
7440-38-2	Arsenic	1.8	5.0	0.18	ug/L	J	B	1	6020
7440-39-3	Barium	31	5.0	1.1	ug/L			1	6020
7440-41-7	Beryllium	1.0	1.0	0.053	ug/L	U	^	1	6020
7440-43-9	Cadmium	0.38	1.0	0.061	ug/L	J	B	1	6020
7440-47-3	Chromium	1.9	2.0	0.20	ug/L	J	B	1	6020
7440-48-4	Cobalt	0.53	1.0	0.021	ug/L	J		1	6020
7440-50-8	Copper	3.0	2.0	0.75	ug/L			1	6020
7439-92-1	Lead	1.0	1.0	0.11	ug/L	U		1	6020
7439-98-7	Molybdenum	1.5	10	0.23	ug/L	J		1	6020
7440-02-0	Nickel	2.3	2.0	0.23	ug/L			1	6020
7782-49-2	Selenium	0.57	5.0	0.25	ug/L	J		1	6020
7440-22-4	Silver	1.0	1.0	0.020	ug/L	U		1	6020
7440-28-0	Thallium	2.0	2.0	0.074	ug/L	U		1	6020
7440-62-2	Vanadium	0.28	5.0	0.23	ug/L	J		1	6020
7440-66-6	Zinc	9.9	20	7.3	ug/L	J		1	6020
7440-33-7	Tungsten	10	10	0.50	ug/L	U		1	6020
7439-97-6	Mercury	0.20	0.20	0.090	ug/L	U		1	7470A

1A-IN
INORGANIC ANALYSIS DATA SHEET
METALS - DISSOLVED

Client Sample ID: MSA-SW45A-033115
Lab Sample ID: 240-48848-33
Lab Name: TestAmerica Canton
Job No.: 240-48848-1
SDG ID.:
Matrix: Water
Date Sampled: 03/31/2015 10:06
Reporting Basis: WET
Date Received: 04/01/2015 09:50

CAS No.	Analyte	Result	RL	MDL	Units	C	Q	DIL	Method
7440-36-0	Antimony	0.22	2.0	0.16	ug/L	J		1	6020
7440-38-2	Arsenic	1.8	5.0	0.18	ug/L	J	B	1	6020
7440-39-3	Barium	31	5.0	1.1	ug/L			1	6020
7440-41-7	Beryllium	0.093	1.0	0.053	ug/L	J	^	1	6020
7440-43-9	Cadmium	0.36	1.0	0.061	ug/L	J	B	1	6020
7440-47-3	Chromium	2.2	2.0	0.20	ug/L		B	1	6020
7440-48-4	Cobalt	4.4	1.0	0.021	ug/L			1	6020
7440-50-8	Copper	2.6	2.0	0.75	ug/L			1	6020
7439-92-1	Lead	1.0	1.0	0.11	ug/L	U		1	6020
7439-98-7	Molybdenum	1.6	10	0.23	ug/L	J		1	6020
7440-02-0	Nickel	6.1	2.0	0.23	ug/L			1	6020
7782-49-2	Selenium	0.55	5.0	0.25	ug/L	J		1	6020
7440-22-4	Silver	1.0	1.0	0.020	ug/L	U		1	6020
7440-28-0	Thallium	2.0	2.0	0.074	ug/L	U		1	6020
7440-62-2	Vanadium	0.29	5.0	0.23	ug/L	J		1	6020
7440-66-6	Zinc	16	20	7.3	ug/L	J		1	6020
7440-33-7	Tungsten	10	10	0.50	ug/L	U		1	6020
7439-97-6	Mercury	0.20	0.20	0.090	ug/L	U		1	7470A

1A-IN
INORGANIC ANALYSIS DATA SHEET
METALS - DISSOLVED

Client Sample ID: MSA-SW45B-033115
Lab Sample ID: 240-48848-34
Lab Name: TestAmerica Canton
Job No.: 240-48848-1
SDG ID.:
Matrix: Water
Date Sampled: 03/31/2015 10:12
Reporting Basis: WET
Date Received: 04/01/2015 09:50

CAS No.	Analyte	Result	RL	MDL	Units	C	Q	DIL	Method
7440-36-0	Antimony	0.20	2.0	0.16	ug/L	J		1	6020
7440-38-2	Arsenic	1.8	5.0	0.18	ug/L	J	B	1	6020
7440-39-3	Barium	31	5.0	1.1	ug/L			1	6020
7440-41-7	Beryllium	1.0	1.0	0.053	ug/L	U	^	1	6020
7440-43-9	Cadmium	0.37	1.0	0.061	ug/L	J	B	1	6020
7440-47-3	Chromium	2.2	2.0	0.20	ug/L		B	1	6020
7440-48-4	Cobalt	1.1	1.0	0.021	ug/L			1	6020
7440-50-8	Copper	3.1	2.0	0.75	ug/L			1	6020
7439-92-1	Lead	0.11	1.0	0.11	ug/L	J		1	6020
7439-98-7	Molybdenum	1.6	10	0.23	ug/L	J		1	6020
7440-02-0	Nickel	2.9	2.0	0.23	ug/L			1	6020
7782-49-2	Selenium	0.52	5.0	0.25	ug/L	J		1	6020
7440-22-4	Silver	1.0	1.0	0.020	ug/L	U		1	6020
7440-28-0	Thallium	2.0	2.0	0.074	ug/L	U		1	6020
7440-62-2	Vanadium	0.43	5.0	0.23	ug/L	J		1	6020
7440-66-6	Zinc	12	20	7.3	ug/L	J		1	6020
7440-33-7	Tungsten	10	10	0.50	ug/L	U		1	6020
7439-97-6	Mercury	0.20	0.20	0.090	ug/L	U		1	7470A

1A-IN
INORGANIC ANALYSIS DATA SHEET
METALS - DISSOLVED

Client Sample ID: MSA-SW45C-033115
Lab Sample ID: 240-48848-35
Lab Name: TestAmerica Canton
Job No.: 240-48848-1
SDG ID.:
Matrix: Water
Date Sampled: 03/31/2015 10:18
Reporting Basis: WET
Date Received: 04/01/2015 09:50

CAS No.	Analyte	Result	RL	MDL	Units	C	Q	DIL	Method
7440-36-0	Antimony	0.18	2.0	0.16	ug/L	J		1	6020
7440-38-2	Arsenic	1.9	5.0	0.18	ug/L	J	B	1	6020
7440-39-3	Barium	31	5.0	1.1	ug/L			1	6020
7440-41-7	Beryllium	1.0	1.0	0.053	ug/L	U	^	1	6020
7440-43-9	Cadmium	0.38	1.0	0.061	ug/L	J	B	1	6020
7440-47-3	Chromium	2.0	2.0	0.20	ug/L		B	1	6020
7440-48-4	Cobalt	0.81	1.0	0.021	ug/L	J		1	6020
7440-50-8	Copper	2.9	2.0	0.75	ug/L			1	6020
7439-92-1	Lead	1.0	1.0	0.11	ug/L	U		1	6020
7439-98-7	Molybdenum	1.5	10	0.23	ug/L	J		1	6020
7440-02-0	Nickel	2.7	2.0	0.23	ug/L			1	6020
7782-49-2	Selenium	0.53	5.0	0.25	ug/L	J		1	6020
7440-22-4	Silver	1.0	1.0	0.020	ug/L	U		1	6020
7440-28-0	Thallium	2.0	2.0	0.074	ug/L	U		1	6020
7440-62-2	Vanadium	5.0	5.0	0.23	ug/L	U		1	6020
7440-66-6	Zinc	10	20	7.3	ug/L	J		1	6020
7440-33-7	Tungsten	10	10	0.50	ug/L	U		1	6020
7439-97-6	Mercury	0.20	0.20	0.090	ug/L	U		1	7470A

1A-IN
INORGANIC ANALYSIS DATA SHEET
METALS - DISSOLVED

Client Sample ID: MSA-SW45D-033115
Lab Sample ID: 240-48848-36
Lab Name: TestAmerica Canton
Job No.: 240-48848-1
SDG ID.:
Matrix: Water
Date Sampled: 03/31/2015 10:22
Reporting Basis: WET
Date Received: 04/01/2015 09:50

CAS No.	Analyte	Result	RL	MDL	Units	C	Q	DIL	Method
7440-36-0	Antimony	0.18	2.0	0.16	ug/L	J		1	6020
7440-38-2	Arsenic	1.9	5.0	0.18	ug/L	J	B	1	6020
7440-39-3	Barium	30	5.0	1.1	ug/L			1	6020
7440-41-7	Beryllium	1.0	1.0	0.053	ug/L	U	^	1	6020
7440-43-9	Cadmium	0.32	1.0	0.061	ug/L	J	B	1	6020
7440-47-3	Chromium	1.9	2.0	0.20	ug/L	J	B	1	6020
7440-48-4	Cobalt	0.48	1.0	0.021	ug/L	J		1	6020
7440-50-8	Copper	2.8	2.0	0.75	ug/L			1	6020
7439-92-1	Lead	1.0	1.0	0.11	ug/L	U		1	6020
7439-98-7	Molybdenum	1.4	10	0.23	ug/L	J		1	6020
7440-02-0	Nickel	2.3	2.0	0.23	ug/L			1	6020
7782-49-2	Selenium	0.58	5.0	0.25	ug/L	J		1	6020
7440-22-4	Silver	1.0	1.0	0.020	ug/L	U		1	6020
7440-28-0	Thallium	2.0	2.0	0.074	ug/L	U		1	6020
7440-62-2	Vanadium	5.0	5.0	0.23	ug/L	U		1	6020
7440-66-6	Zinc	9.1	20	7.3	ug/L	J		1	6020
7440-33-7	Tungsten	10	10	0.50	ug/L	U		1	6020
7439-97-6	Mercury	0.20	0.20	0.090	ug/L	U		1	7470A

1A-IN
INORGANIC ANALYSIS DATA SHEET
METALS - DISSOLVED

Client Sample ID: MSA-SW37A-033115
Lab Sample ID: 240-48848-1
Lab Name: TestAmerica Canton
Job No.: 240-48848-1
SDG ID.:
Matrix: Water
Date Sampled: 03/31/2015 12:31
Reporting Basis: WET
Date Received: 04/01/2015 09:50

CAS No.	Analyte	Result	RL		Units	C	Q	DIL	Method
	Hardness as calcium carbonate	740	33		mg/L			1	SM 2340B
	Calcium hardness as calcium carbonate	180	12		mg/L			1	SM 2340B
	Magnesium hardness as calcium carbonate	560	21		mg/L			1	SM 2340B

1A-IN
INORGANIC ANALYSIS DATA SHEET
METALS - DISSOLVED

Client Sample ID: MSA-SW37B-033115
Lab Sample ID: 240-48848-2
Lab Name: TestAmerica Canton
Job No.: 240-48848-1
SDG ID.:
Matrix: Water
Date Sampled: 03/31/2015 12:35
Reporting Basis: WET
Date Received: 04/01/2015 09:50

CAS No.	Analyte	Result	RL		Units	C	Q	DIL	Method
	Hardness as calcium carbonate	770	33		mg/L			1	SM 2340B
	Calcium hardness as calcium carbonate	170	12		mg/L			1	SM 2340B
	Magnesium hardness as calcium carbonate	600	21		mg/L			1	SM 2340B

1A-IN
INORGANIC ANALYSIS DATA SHEET
METALS - DISSOLVED

Client Sample ID: MSA-SW37C-033115
Lab Sample ID: 240-48848-3
Lab Name: TestAmerica Canton
Job No.: 240-48848-1
SDG ID.:
Matrix: Water
Date Sampled: 03/31/2015 12:38
Reporting Basis: WET
Date Received: 04/01/2015 09:50

CAS No.	Analyte	Result	RL		Units	C	Q	DIL	Method
	Hardness as calcium carbonate	750	33		mg/L			1	SM 2340B
	Calcium hardness as calcium carbonate	170	12		mg/L			1	SM 2340B
	Magnesium hardness as calcium carbonate	590	21		mg/L			1	SM 2340B

1A-IN
INORGANIC ANALYSIS DATA SHEET
METALS - DISSOLVED

Client Sample ID: MSA-SW37D-033115
Lab Sample ID: 240-48848-4
Lab Name: TestAmerica Canton
Job No.: 240-48848-1
SDG ID.:
Matrix: Water
Date Sampled: 03/31/2015 12:43
Reporting Basis: WET
Date Received: 04/01/2015 09:50

CAS No.	Analyte	Result	RL		Units	C	Q	DIL	Method
	Hardness as calcium carbonate	760	33		mg/L			1	SM 2340B
	Calcium hardness as calcium carbonate	170	12		mg/L			1	SM 2340B
	Magnesium hardness as calcium carbonate	590	21		mg/L			1	SM 2340B

1A-IN
INORGANIC ANALYSIS DATA SHEET
METALS - DISSOLVED

Client Sample ID: MSA-SW38A-033115
Lab Sample ID: 240-48848-5
Lab Name: TestAmerica Canton
Job No.: 240-48848-1
SDG ID.:
Matrix: Water
Date Sampled: 03/31/2015 11:34
Reporting Basis: WET
Date Received: 04/01/2015 09:50

CAS No.	Analyte	Result	RL		Units	C	Q	DIL	Method
	Hardness as calcium carbonate	750	33		mg/L			1	SM 2340B
	Calcium hardness as calcium carbonate	180	12		mg/L			1	SM 2340B
	Magnesium hardness as calcium carbonate	570	21		mg/L			1	SM 2340B

1A-IN
INORGANIC ANALYSIS DATA SHEET
METALS - DISSOLVED

Client Sample ID: MSA-SW38B-033115
Lab Sample ID: 240-48848-6
Lab Name: TestAmerica Canton
Job No.: 240-48848-1
SDG ID.:
Matrix: Water
Date Sampled: 03/31/2015 11:40
Reporting Basis: WET
Date Received: 04/01/2015 09:50

CAS No.	Analyte	Result	RL		Units	C	Q	DIL	Method
	Hardness as calcium carbonate	720	33		mg/L			1	SM 2340B
	Calcium hardness as calcium carbonate	160	12		mg/L			1	SM 2340B
	Magnesium hardness as calcium carbonate	560	21		mg/L			1	SM 2340B

1A-IN
INORGANIC ANALYSIS DATA SHEET
METALS - DISSOLVED

Client Sample ID: MSA-SW38C-033115
Lab Sample ID: 240-48848-7
Lab Name: TestAmerica Canton
Job No.: 240-48848-1
SDG ID.:
Matrix: Water
Date Sampled: 03/31/2015 11:42
Reporting Basis: WET
Date Received: 04/01/2015 09:50

CAS No.	Analyte	Result	RL		Units	C	Q	DIL	Method
	Hardness as calcium carbonate	740	33		mg/L			1	SM 2340B
	Calcium hardness as calcium carbonate	160	12		mg/L			1	SM 2340B
	Magnesium hardness as calcium carbonate	580	21		mg/L			1	SM 2340B

1A-IN
INORGANIC ANALYSIS DATA SHEET
METALS - DISSOLVED

Client Sample ID: MSA-SW38D-033115
Lab Sample ID: 240-48848-8
Lab Name: TestAmerica Canton
Job No.: 240-48848-1
SDG ID.:
Matrix: Water
Date Sampled: 03/31/2015 11:48
Reporting Basis: WET
Date Received: 04/01/2015 09:50

CAS No.	Analyte	Result	RL		Units	C	Q	DIL	Method
	Hardness as calcium carbonate	750	33		mg/L			1	SM 2340B
	Calcium hardness as calcium carbonate	160	12		mg/L			1	SM 2340B
	Magnesium hardness as calcium carbonate	580	21		mg/L			1	SM 2340B

1A-IN
INORGANIC ANALYSIS DATA SHEET
METALS - DISSOLVED

Client Sample ID: MSA-SW39A-033115
Lab Sample ID: 240-48848-9
Lab Name: TestAmerica Canton
Job No.: 240-48848-1
SDG ID.:
Matrix: Water
Date Sampled: 03/31/2015 09:41
Reporting Basis: WET
Date Received: 04/01/2015 09:50

CAS No.	Analyte	Result	RL		Units	C	Q	DIL	Method
	Hardness as calcium carbonate	730	33		mg/L			1	SM 2340B
	Calcium hardness as calcium carbonate	160	12		mg/L			1	SM 2340B
	Magnesium hardness as calcium carbonate	570	21		mg/L			1	SM 2340B

1A-IN
INORGANIC ANALYSIS DATA SHEET
METALS - DISSOLVED

Client Sample ID: MSA-SW39B-033115
Lab Sample ID: 240-48848-10
Lab Name: TestAmerica Canton
Job No.: 240-48848-1
SDG ID.:
Matrix: Water
Date Sampled: 03/31/2015 09:49
Reporting Basis: WET
Date Received: 04/01/2015 09:50

CAS No.	Analyte	Result	RL		Units	C	Q	DIL	Method
	Hardness as calcium carbonate	750	33		mg/L			1	SM 2340B
	Calcium hardness as calcium carbonate	160	12		mg/L			1	SM 2340B
	Magnesium hardness as calcium carbonate	580	21		mg/L			1	SM 2340B

1A-IN
INORGANIC ANALYSIS DATA SHEET
METALS - DISSOLVED

Client Sample ID: MSA-SW39C-033115
Lab Sample ID: 240-48848-11
Lab Name: TestAmerica Canton
Job No.: 240-48848-1
SDG ID.:
Matrix: Water
Date Sampled: 03/31/2015 09:53
Reporting Basis: WET
Date Received: 04/01/2015 09:50

CAS No.	Analyte	Result	RL		Units	C	Q	DIL	Method
	Hardness as calcium carbonate	750	33		mg/L			1	SM 2340B
	Calcium hardness as calcium carbonate	170	12		mg/L			1	SM 2340B
	Magnesium hardness as calcium carbonate	590	21		mg/L			1	SM 2340B

1A-IN
INORGANIC ANALYSIS DATA SHEET
METALS - DISSOLVED

Client Sample ID: MSA-SW39D-033115
Lab Sample ID: 240-48848-12
Lab Name: TestAmerica Canton
Job No.: 240-48848-1
SDG ID.:
Matrix: Water
Date Sampled: 03/31/2015 09:57
Reporting Basis: WET
Date Received: 04/01/2015 09:50

CAS No.	Analyte	Result	RL		Units	C	Q	DIL	Method
	Hardness as calcium carbonate	750	33		mg/L			1	SM 2340B
	Calcium hardness as calcium carbonate	170	12		mg/L			1	SM 2340B
	Magnesium hardness as calcium carbonate	580	21		mg/L			1	SM 2340B

1A-IN
INORGANIC ANALYSIS DATA SHEET
METALS - DISSOLVED

Client Sample ID: MSA-SW40A-033115
Lab Sample ID: 240-48848-13
Lab Name: TestAmerica Canton
Job No.: 240-48848-1
SDG ID.:
Matrix: Water
Date Sampled: 03/31/2015 11:56
Reporting Basis: WET
Date Received: 04/01/2015 09:50

CAS No.	Analyte	Result	RL		Units	C	Q	DIL	Method
	Hardness as calcium carbonate	740	33		mg/L			1	SM 2340B
	Calcium hardness as calcium carbonate	170	12		mg/L			1	SM 2340B
	Magnesium hardness as calcium carbonate	570	21		mg/L			1	SM 2340B

1A-IN
INORGANIC ANALYSIS DATA SHEET
METALS - DISSOLVED

Client Sample ID: MSA-SW40B-033115
Lab Sample ID: 240-48848-14
Lab Name: TestAmerica Canton
Job No.: 240-48848-1
SDG ID.:
Matrix: Water
Date Sampled: 03/31/2015 11:59
Reporting Basis: WET
Date Received: 04/01/2015 09:50

CAS No.	Analyte	Result	RL		Units	C	Q	DIL	Method
	Hardness as calcium carbonate	730	33		mg/L			1	SM 2340B
	Calcium hardness as calcium carbonate	160	12		mg/L			1	SM 2340B
	Magnesium hardness as calcium carbonate	570	21		mg/L			1	SM 2340B

1A-IN
INORGANIC ANALYSIS DATA SHEET
METALS - DISSOLVED

Client Sample ID: MSA-SW40C-033115
Lab Sample ID: 240-48848-15
Lab Name: TestAmerica Canton
Job No.: 240-48848-1
SDG ID.:
Matrix: Water
Date Sampled: 03/31/2015 12:02
Reporting Basis: WET
Date Received: 04/01/2015 09:50

CAS No.	Analyte	Result	RL		Units	C	Q	DIL	Method
	Hardness as calcium carbonate	760	33		mg/L			1	SM 2340B
	Calcium hardness as calcium carbonate	170	12		mg/L			1	SM 2340B
	Magnesium hardness as calcium carbonate	590	21		mg/L			1	SM 2340B

1A-IN
INORGANIC ANALYSIS DATA SHEET
METALS - DISSOLVED

Client Sample ID: MSA-SW40D-033115
Lab Sample ID: 240-48848-16
Lab Name: TestAmerica Canton
Job No.: 240-48848-1
SDG ID.:
Matrix: Water
Date Sampled: 03/31/2015 12:07
Reporting Basis: WET
Date Received: 04/01/2015 09:50

CAS No.	Analyte	Result	RL		Units	C	Q	DIL	Method
	Hardness as calcium carbonate	750	33		mg/L			1	SM 2340B
	Calcium hardness as calcium carbonate	170	12		mg/L			1	SM 2340B
	Magnesium hardness as calcium carbonate	590	21		mg/L			1	SM 2340B

1A-IN
INORGANIC ANALYSIS DATA SHEET
METALS - DISSOLVED

Client Sample ID: MSA-SW41A-033115
Lab Sample ID: 240-48848-17
Lab Name: TestAmerica Canton
Job No.: 240-48848-1
SDG ID.:
Matrix: Water
Date Sampled: 03/31/2015 11:14
Reporting Basis: WET
Date Received: 04/01/2015 09:50

CAS No.	Analyte	Result	RL		Units	C	Q	DIL	Method
	Hardness as calcium carbonate	740	33		mg/L			1	SM 2340B
	Calcium hardness as calcium carbonate	170	12		mg/L			1	SM 2340B
	Magnesium hardness as calcium carbonate	570	21		mg/L			1	SM 2340B

1A-IN
INORGANIC ANALYSIS DATA SHEET
METALS - DISSOLVED

Client Sample ID: MSA-SW41B-033115
Lab Sample ID: 240-48848-18
Lab Name: TestAmerica Canton
Job No.: 240-48848-1
SDG ID.:
Matrix: Water
Date Sampled: 03/31/2015 11:20
Reporting Basis: WET
Date Received: 04/01/2015 09:50

CAS No.	Analyte	Result	RL		Units	C	Q	DIL	Method
	Hardness as calcium carbonate	770	33		mg/L			1	SM 2340B
	Calcium hardness as calcium carbonate	170	12		mg/L			1	SM 2340B
	Magnesium hardness as calcium carbonate	600	21		mg/L			1	SM 2340B

1A-IN
INORGANIC ANALYSIS DATA SHEET
METALS - DISSOLVED

Client Sample ID: MSA-SW41C-033115
Lab Sample ID: 240-48848-19
Lab Name: TestAmerica Canton
Job No.: 240-48848-1
SDG ID.:
Matrix: Water
Date Sampled: 03/31/2015 11:23
Reporting Basis: WET
Date Received: 04/01/2015 09:50

CAS No.	Analyte	Result	RL		Units	C	Q	DIL	Method
	Hardness as calcium carbonate	740	33		mg/L			1	SM 2340B
	Calcium hardness as calcium carbonate	160	12		mg/L			1	SM 2340B
	Magnesium hardness as calcium carbonate	580	21		mg/L			1	SM 2340B

1A-IN
INORGANIC ANALYSIS DATA SHEET
METALS - DISSOLVED

Client Sample ID: MSA-SW41D-033115
Lab Sample ID: 240-48848-20
Lab Name: TestAmerica Canton
Job No.: 240-48848-1
SDG ID.:
Matrix: Water
Date Sampled: 03/31/2015 11:27
Reporting Basis: WET
Date Received: 04/01/2015 09:50

CAS No.	Analyte	Result	RL		Units	C	Q	DIL	Method
	Hardness as calcium carbonate	730	33		mg/L			1	SM 2340B
	Calcium hardness as calcium carbonate	160	12		mg/L			1	SM 2340B
	Magnesium hardness as calcium carbonate	570	21		mg/L			1	SM 2340B

1A-IN
INORGANIC ANALYSIS DATA SHEET
METALS - DISSOLVED

Client Sample ID: MSA-SW42A-033115
Lab Sample ID: 240-48848-21
Lab Name: TestAmerica Canton
Job No.: 240-48848-1
SDG ID.:
Matrix: Water
Date Sampled: 03/31/2015 12:12
Reporting Basis: WET
Date Received: 04/01/2015 09:50

CAS No.	Analyte	Result	RL		Units	C	Q	DIL	Method
	Hardness as calcium carbonate	760	33		mg/L			1	SM 2340B
	Calcium hardness as calcium carbonate	170	12		mg/L			1	SM 2340B
	Magnesium hardness as calcium carbonate	590	21		mg/L			1	SM 2340B

1A-IN
INORGANIC ANALYSIS DATA SHEET
METALS - DISSOLVED

Client Sample ID: MSA-SW42B-033115
Lab Sample ID: 240-48848-22
Lab Name: TestAmerica Canton
Job No.: 240-48848-1
SDG ID.:
Matrix: Water
Date Sampled: 03/31/2015 12:17
Reporting Basis: WET
Date Received: 04/01/2015 09:50

CAS No.	Analyte	Result	RL		Units	C	Q	DIL	Method
	Hardness as calcium carbonate	750	33		mg/L			1	SM 2340B
	Calcium hardness as calcium carbonate	170	12		mg/L			1	SM 2340B
	Magnesium hardness as calcium carbonate	580	21		mg/L			1	SM 2340B

1A-IN
INORGANIC ANALYSIS DATA SHEET
METALS - DISSOLVED

Client Sample ID: MSA-SW42C-033115
Lab Sample ID: 240-48848-23
Lab Name: TestAmerica Canton
Job No.: 240-48848-1
SDG ID.:
Matrix: Water
Date Sampled: 03/31/2015 12:21
Reporting Basis: WET
Date Received: 04/01/2015 09:50

CAS No.	Analyte	Result	RL		Units	C	Q	DIL	Method
	Hardness as calcium carbonate	770	33		mg/L			1	SM 2340B
	Calcium hardness as calcium carbonate	170	12		mg/L			1	SM 2340B
	Magnesium hardness as calcium carbonate	600	21		mg/L			1	SM 2340B

1A-IN
INORGANIC ANALYSIS DATA SHEET
METALS - DISSOLVED

Client Sample ID: MSA-SW42D-033115
Lab Sample ID: 240-48848-24
Lab Name: TestAmerica Canton
Job No.: 240-48848-1
SDG ID.:
Matrix: Water
Date Sampled: 03/31/2015 12:25
Reporting Basis: WET
Date Received: 04/01/2015 09:50

CAS No.	Analyte	Result	RL		Units	C	Q	DIL	Method
	Hardness as calcium carbonate	790	33		mg/L			1	SM 2340B
	Calcium hardness as calcium carbonate	170	12		mg/L			1	SM 2340B
	Magnesium hardness as calcium carbonate	620	21		mg/L			1	SM 2340B

1A-IN
INORGANIC ANALYSIS DATA SHEET
METALS - DISSOLVED

Client Sample ID: MSA-SW43A-033115
Lab Sample ID: 240-48848-25
Lab Name: TestAmerica Canton
Job No.: 240-48848-1
SDG ID.:
Matrix: Water
Date Sampled: 03/31/2015 10:52
Reporting Basis: WET
Date Received: 04/01/2015 09:50

CAS No.	Analyte	Result	RL		Units	C	Q	DIL	Method
	Hardness as calcium carbonate	720	33		mg/L			1	SM 2340B
	Calcium hardness as calcium carbonate	160	12		mg/L			1	SM 2340B
	Magnesium hardness as calcium carbonate	550	21		mg/L			1	SM 2340B

1A-IN
INORGANIC ANALYSIS DATA SHEET
METALS - DISSOLVED

Client Sample ID: MSA-SW43B-033115
Lab Sample ID: 240-48848-26
Lab Name: TestAmerica Canton
Job No.: 240-48848-1
SDG ID.:
Matrix: Water
Date Sampled: 03/31/2015 10:59
Reporting Basis: WET
Date Received: 04/01/2015 09:50

CAS No.	Analyte	Result	RL		Units	C	Q	DIL	Method
	Hardness as calcium carbonate	760	33		mg/L			1	SM 2340B
	Calcium hardness as calcium carbonate	170	12		mg/L			1	SM 2340B
	Magnesium hardness as calcium carbonate	590	21		mg/L			1	SM 2340B

1A-IN
INORGANIC ANALYSIS DATA SHEET
METALS - DISSOLVED

Client Sample ID: MSA-SW43C-033115
Lab Sample ID: 240-48848-27
Lab Name: TestAmerica Canton
Job No.: 240-48848-1
SDG ID.:
Matrix: Water
Date Sampled: 03/31/2015 11:04
Reporting Basis: WET
Date Received: 04/01/2015 09:50

CAS No.	Analyte	Result	RL		Units	C	Q	DIL	Method
	Hardness as calcium carbonate	750	33		mg/L			1	SM 2340B
	Calcium hardness as calcium carbonate	170	12		mg/L			1	SM 2340B
	Magnesium hardness as calcium carbonate	580	21		mg/L			1	SM 2340B

1A-IN
INORGANIC ANALYSIS DATA SHEET
METALS - DISSOLVED

Client Sample ID: MSA-SW43D-033115
Lab Sample ID: 240-48848-28
Lab Name: TestAmerica Canton
Job No.: 240-48848-1
SDG ID.:
Matrix: Water
Date Sampled: 03/31/2015 11:08
Reporting Basis: WET
Date Received: 04/01/2015 09:50

CAS No.	Analyte	Result	RL		Units	C	Q	DIL	Method
	Hardness as calcium carbonate	760	33		mg/L			1	SM 2340B
	Calcium hardness as calcium carbonate	170	12		mg/L			1	SM 2340B
	Magnesium hardness as calcium carbonate	590	21		mg/L			1	SM 2340B

1A-IN
INORGANIC ANALYSIS DATA SHEET
METALS - DISSOLVED

Client Sample ID: MSA-SW44A-033115
Lab Sample ID: 240-48848-29
Lab Name: TestAmerica Canton
Job No.: 240-48848-1
SDG ID.:
Matrix: Water
Date Sampled: 03/31/2015 10:32
Reporting Basis: WET
Date Received: 04/01/2015 09:50

CAS No.	Analyte	Result	RL		Units	C	Q	DIL	Method
	Hardness as calcium carbonate	730	33		mg/L			1	SM 2340B
	Calcium hardness as calcium carbonate	170	12		mg/L			1	SM 2340B
	Magnesium hardness as calcium carbonate	570	21		mg/L			1	SM 2340B

1A-IN
INORGANIC ANALYSIS DATA SHEET
METALS - DISSOLVED

Client Sample ID: MSA-SW44B-033115
Lab Sample ID: 240-48848-30
Lab Name: TestAmerica Canton
Job No.: 240-48848-1
SDG ID.:
Matrix: Water
Date Sampled: 03/31/2015 10:37
Reporting Basis: WET
Date Received: 04/01/2015 09:50

CAS No.	Analyte	Result	RL		Units	C	Q	DIL	Method
	Hardness as calcium carbonate	750	33		mg/L			1	SM 2340B
	Calcium hardness as calcium carbonate	170	12		mg/L			1	SM 2340B
	Magnesium hardness as calcium carbonate	580	21		mg/L			1	SM 2340B

1A-IN
INORGANIC ANALYSIS DATA SHEET
METALS - DISSOLVED

Client Sample ID: MSA-SW44C-033115
Lab Sample ID: 240-48848-31
Lab Name: TestAmerica Canton
Job No.: 240-48848-1
SDG ID.:
Matrix: Water
Date Sampled: 03/31/2015 10:41
Reporting Basis: WET
Date Received: 04/01/2015 09:50

CAS No.	Analyte	Result	RL		Units	C	Q	DIL	Method
	Hardness as calcium carbonate	750	33		mg/L			1	SM 2340B
	Calcium hardness as calcium carbonate	170	12		mg/L			1	SM 2340B
	Magnesium hardness as calcium carbonate	590	21		mg/L			1	SM 2340B

1A-IN
INORGANIC ANALYSIS DATA SHEET
METALS - DISSOLVED

Client Sample ID: MSA-SW44D-033115
Lab Sample ID: 240-48848-32
Lab Name: TestAmerica Canton
Job No.: 240-48848-1
SDG ID.:
Matrix: Water
Date Sampled: 03/31/2015 10:44
Reporting Basis: WET
Date Received: 04/01/2015 09:50

CAS No.	Analyte	Result	RL		Units	C	Q	DIL	Method
	Hardness as calcium carbonate	740	33		mg/L			1	SM 2340B
	Calcium hardness as calcium carbonate	160	12		mg/L			1	SM 2340B
	Magnesium hardness as calcium carbonate	580	21		mg/L			1	SM 2340B

1A-IN
INORGANIC ANALYSIS DATA SHEET
METALS - DISSOLVED

Client Sample ID: MSA-SW45A-033115
Lab Sample ID: 240-48848-33
Lab Name: TestAmerica Canton
Job No.: 240-48848-1
SDG ID.:
Matrix: Water
Date Sampled: 03/31/2015 10:06
Reporting Basis: WET
Date Received: 04/01/2015 09:50

CAS No.	Analyte	Result	RL		Units	C	Q	DIL	Method
	Hardness as calcium carbonate	700	33		mg/L			1	SM 2340B
	Calcium hardness as calcium carbonate	160	12		mg/L			1	SM 2340B
	Magnesium hardness as calcium carbonate	540	21		mg/L			1	SM 2340B

1A-IN
INORGANIC ANALYSIS DATA SHEET
METALS - DISSOLVED

Client Sample ID: MSA-SW45B-033115
Lab Sample ID: 240-48848-34
Lab Name: TestAmerica Canton
Job No.: 240-48848-1
SDG ID.:
Matrix: Water
Date Sampled: 03/31/2015 10:12
Reporting Basis: WET
Date Received: 04/01/2015 09:50

CAS No.	Analyte	Result	RL		Units	C	Q	DIL	Method
	Hardness as calcium carbonate	730	33		mg/L			1	SM 2340B
	Calcium hardness as calcium carbonate	160	12		mg/L			1	SM 2340B
	Magnesium hardness as calcium carbonate	570	21		mg/L			1	SM 2340B

1A-IN
INORGANIC ANALYSIS DATA SHEET
METALS - DISSOLVED

Client Sample ID: MSA-SW45C-033115
Lab Sample ID: 240-48848-35
Lab Name: TestAmerica Canton
Job No.: 240-48848-1
SDG ID.:
Matrix: Water
Date Sampled: 03/31/2015 10:18
Reporting Basis: WET
Date Received: 04/01/2015 09:50

CAS No.	Analyte	Result	RL		Units	C	Q	DIL	Method
	Hardness as calcium carbonate	750	33		mg/L			1	SM 2340B
	Calcium hardness as calcium carbonate	170	12		mg/L			1	SM 2340B
	Magnesium hardness as calcium carbonate	590	21		mg/L			1	SM 2340B

1A-IN
INORGANIC ANALYSIS DATA SHEET
METALS - DISSOLVED

Client Sample ID: MSA-SW45D-033115
Lab Sample ID: 240-48848-36
Lab Name: TestAmerica Canton
Job No.: 240-48848-1
SDG ID.:
Matrix: Water
Date Sampled: 03/31/2015 10:22
Reporting Basis: WET
Date Received: 04/01/2015 09:50

CAS No.	Analyte	Result	RL		Units	C	Q	DIL	Method
	Hardness as calcium carbonate	720	33		mg/L			1	SM 2340B
	Calcium hardness as calcium carbonate	160	12		mg/L			1	SM 2340B
	Magnesium hardness as calcium carbonate	560	21		mg/L			1	SM 2340B

Appendix C

Support Documentation

CASE NARRATIVE

Client: Tetra Tech, Inc.

Project: MSA Surface Water Sampling

Report Number: 240-48848-1

With the exceptions noted as flags or footnotes, standard analytical protocols were followed in the analysis of the samples and no problems were encountered or anomalies observed. In addition all laboratory quality control samples were within established control limits, with any exceptions noted below. Each sample was analyzed to achieve the lowest possible reporting limit within the constraints of the method. In some cases, due to interference or analytes present at high concentrations, samples were diluted. For diluted samples, the reporting limits are adjusted relative to the dilution required.

TestAmerica Canton attests to the validity of the laboratory data generated by TestAmerica facilities reported herein. All analyses performed by TestAmerica facilities were done using established laboratory SOPs that incorporate QA/QC procedures described in the application methods. TestAmerica's operations groups have reviewed the data for compliance with the laboratory QA/QC plan, and data have been found to be compliant with laboratory protocols unless otherwise noted below.

The test results in this report meet all NELAP requirements for parameters for which accreditation is required or available. Any exceptions to NELAP requirements are noted in this report. Pursuant to NELAP, this report may not be reproduced, except in full, without the written approval of the laboratory.

Calculations are performed before rounding to avoid round-off errors in calculated results.

All holding times were met and proper preservation noted for the methods performed on these samples, unless otherwise detailed in the individual sections below.

This laboratory report is confidential and is intended for the sole use of TestAmerica and its client.

RECEIPT

The samples were received on 4/1/2015 9:50 AM; the samples arrived in good condition, properly preserved and, where required, on ice. The temperatures of the 2 coolers at receipt time were 2.1º C and 4.7º C.

VOLATILE ORGANIC COMPOUNDS (GCMS)

Samples MSA-SW37A-033115 (240-48848-1), MSA-SW37B-033115 (240-48848-2), MSA-SW37C-033115 (240-48848-3), MSA-SW37D-033115 (240-48848-4), MSA-SW38A-033115 (240-48848-5), MSA-SW38B-033115 (240-48848-6), MSA-SW38C-033115 (240-48848-7), MSA-SW38D-033115 (240-48848-8), MSA-SW39A-033115 (240-48848-9), MSA-SW39B-033115 (240-48848-10), MSA-SW39C-033115 (240-48848-11), MSA-SW39D-033115 (240-48848-12), MSA-SW40A-033115 (240-48848-13), MSA-SW40B-033115 (240-48848-14), MSA-SW40C-033115 (240-48848-15), MSA-SW40D-033115 (240-48848-16), MSA-SW41A-033115 (240-48848-17), MSA-SW41B-033115 (240-48848-18), MSA-SW41C-033115 (240-48848-19), MSA-SW41D-033115 (240-48848-20), MSA-SW42A-033115 (240-48848-21), MSA-SW42B-033115 (240-48848-22), MSA-SW42C-033115 (240-48848-23), MSA-SW42D-033115 (240-48848-24), MSA-SW43A-033115 (240-48848-25), MSA-SW43B-033115 (240-48848-26), MSA-SW43C-033115 (240-48848-27), MSA-SW43D-033115 (240-48848-28), MSA-SW44A-033115 (240-48848-29), MSA-SW44B-033115 (240-48848-30), MSA-SW44C-033115 (240-48848-31), MSA-SW44D-033115 (240-48848-32), MSA-SW45A-033115 (240-48848-33), MSA-SW45B-033115 (240-48848-34), MSA-SW45C-033115 (240-48848-35), MSA-SW45D-033115 (240-48848-36), EL-SW01A-033115 (240-48848-37), EL-SW01B-033115 (240-48848-38), EL-SW01C-033115 (240-48848-39), EL-SW01D-033115 (240-48848-40) and TB-033115 (240-48848-41) were analyzed for volatile organic compounds (GCMS) in accordance with EPA SW-846 Method 8260C. The samples were analyzed on 04/02/2015, 04/03/2015 and 04/06/2015.

Methylene Chloride was detected in method blank MB 240-174872/6 at a level that was above the method detection limit but below the reporting limit. The value should be considered an estimate, and has been flagged. If the associated sample reported a result above the MDL and/or RL, the result has been flagged.

2-Butanone was detected in method blank MB 240-175006/6 at a level that was above the method detection limit but below the reporting limit. The value should be considered an estimate, and has been flagged. If the associated sample reported a result above the MDL and/or RL, the result has been flagged. Methylene Chloride was detected in method blank MB 240-175236/6 at a level exceeding the reporting limit. If the associated sample reported a result above the MDL and/or RL, the result has been flagged.

The continuing calibration verification (CCV) for analytical batch 175006 exceeded control criteria for 2-Methyl-2-propanol. The samples associated with this CCV were non-detects for the affected 2-Methyl-2-propanol. In accordance with the laboratory SOP, a low level CCV at the reporting limit (labeled as an MRL) was analyzed and the affected compounds were detected; therefore the data has been reported. No further corrective action was required.MSA-SW37A-033115 (240-48848-1), MSA-SW37B-033115 (240-48848-2), MSA-SW37C-033115 (240-48848-3), MSA-SW37D-033115 (240-48848-4), MSA-SW38A-033115 (240-48848-5), MSA-SW38B-033115 (240-48848-6), MSA-SW38C-033115 (240-48848-7), MSA-SW38D-033115 (240-48848-8), MSA-SW39A-033115 (240-48848-9),

MSA-SW39B-033115 (240-48848-10), MSA-SW39C-033115 (240-48848-11), MSA-SW39D-033115 (240-48848-12), MSA-SW40A-033115 (240-48848-13), MSA-SW40B-033115 (240-48848-14), MSA-SW40C-033115 (240-48848-15), MSA-SW40D-033115 (240-48848-16), MSA-SW41A-033115 (240-48848-17), MSA-SW41B-033115 (240-48848-18), MSA-SW41C-033115 (240-48848-19), MSA-SW41D-033115 (240-48848-20), EL-SW01A-033115 (240-48848-37), EL-SW01B-033115 (240-48848-38), EL-SW01C-033115 (240-48848-39), EL-SW01D-033115 (240-48848-40), MSA-SW42A-033115 (240-48848-21), MSA-SW42B-033115 (240-48848-22), MSA-SW42C-033115 (240-48848-23), MSA-SW42D-033115 (240-48848-24), MSA-SW43A-033115 (240-48848-25), MSA-SW43B-033115 (240-48848-26), MSA-SW43C-033115 (240-48848-27), MSA-SW43D-033115 (240-48848-28), MSA-SW44A-033115 (240-48848-29), MSA-SW44B-033115 (240-48848-30), MSA-SW44C-033115 (240-48848-31), MSA-SW44D-033115 (240-48848-32), MSA-SW45A-033115 (240-48848-33), MSA-SW45B-033115 (240-48848-34), MSA-SW45C-033115 (240-48848-35), and MSA-SW45D-033115 (240-48848-36).

The continuing calibration verification (CCV) for analytical batch 175236 exceeded control criteria for multiple compounds. The samples associated with this CCV were non-detects for the affected analytes. In accordance with the laboratory SOP, a low level CCV at the reporting limit (labeled as an MRL) was analyzed and the affected compounds were detected; therefore the data has been reported. No further corrective action was required.TB-033115 (240-48848-41)

The laboratory control sample (LCS) for batch 175236 recovered outside control limits for the following analyte: 2-Methyl-2-propanol. 2-Methyl-2-propanol has been identified as a poor performing analyte when analyzed using this method; therefore, re-extraction/re-analysis was not performed.

The preservative used in the sample containers received is not compatible with the analytes requested. 2-Chloroethyl vinyl ether cannot be reliably recovered in an acid preserved sample.MSA-SW37A-033115 (240-48848-1), MSA-SW37B-033115 (240-48848-2), MSA-SW37C-033115 (240-48848-3), MSA-SW37D-033115 (240-48848-4), MSA-SW38A-033115 (240-48848-5), MSA-SW38B-033115 (240-48848-6), MSA-SW38C-033115 (240-48848-7), MSA-SW38D-033115 (240-48848-8), MSA-SW39A-033115 (240-48848-9), MSA-SW39B-033115 (240-48848-10), MSA-SW39C-033115 (240-48848-11), MSA-SW39D-033115 (240-48848-12), MSA-SW40A-033115 (240-48848-13), MSA-SW40B-033115 (240-48848-14), MSA-SW40C-033115 (240-48848-15), MSA-SW40D-033115 (240-48848-16), MSA-SW41A-033115 (240-48848-17), MSA-SW41B-033115 (240-48848-18), MSA-SW41C-033115 (240-48848-19), MSA-SW41D-033115 (240-48848-20)

The preservative used in the sample containers received is not compatible with the analytes requested. 2-Chloroethyl vinyl ether cannot be reliably recovered in an acid preserved sample: MSA-SW42A-033115 (240-48848-21), MSA-SW42B-033115 (240-48848-22), MSA-SW42C-033115 (240-48848-23), MSA-SW42D-033115 (240-48848-24), MSA-SW43A-033115 (240-48848-25), MSA-SW43B-033115 (240-48848-26), MSA-SW43C-033115 (240-48848-27), MSA-SW43D-033115 (240-48848-28), MSA-SW44A-033115 (240-48848-29), MSA-SW44B-033115 (240-48848-30), MSA-SW44C-033115 (240-48848-31), MSA-SW44D-033115 (240-48848-32), MSA-SW45A-033115 (240-48848-33), MSA-SW45B-033115 (240-48848-34), MSA-SW45C-033115 (240-48848-35), MSA-SW45D-033115 (240-48848-36), EL-SW01A-033115 (240-48848-37), EL-SW01B-033115 (240-48848-38), EL-SW01C-033115 (240-48848-39), EL-SW01D-033115 (240-48848-40), and TB-033115 (240-48848-41).

No additional analytical or quality issues were noted, other than those described above or in the Definitions/Glossary page.

DISSOLVED METALS (ICPMS)

Samples MSA-SW37A-033115 (240-48848-1), MSA-SW37B-033115 (240-48848-2), MSA-SW37C-033115 (240-48848-3), MSA-SW37D-033115 (240-48848-4), MSA-SW38A-033115 (240-48848-5), MSA-SW38B-033115 (240-48848-6), MSA-SW38C-033115 (240-48848-7), MSA-SW38D-033115 (240-48848-8), MSA-SW39A-033115 (240-48848-9), MSA-SW39B-033115 (240-48848-10), MSA-SW39C-033115 (240-48848-11), MSA-SW39D-033115 (240-48848-12), MSA-SW40A-033115 (240-48848-13), MSA-SW40B-033115 (240-48848-14), MSA-SW40C-033115 (240-48848-15), MSA-SW40D-033115 (240-48848-16), MSA-SW41A-033115 (240-48848-17), MSA-SW41B-033115 (240-48848-18), MSA-SW41C-033115 (240-48848-19), MSA-SW41D-033115 (240-48848-20), MSA-SW42A-033115 (240-48848-21), MSA-SW42B-033115 (240-48848-22), MSA-SW42C-033115 (240-48848-23), MSA-SW42D-033115 (240-48848-24), MSA-SW43A-033115 (240-48848-25), MSA-SW43B-033115 (240-48848-26), MSA-SW43C-033115 (240-48848-27), MSA-SW43D-033115 (240-48848-28), MSA-SW44A-033115 (240-48848-29), MSA-SW44B-033115 (240-48848-30), MSA-SW44C-033115 (240-48848-31), MSA-SW44D-033115 (240-48848-32), MSA-SW45A-033115 (240-48848-33), MSA-SW45B-033115 (240-48848-34), MSA-SW45C-033115 (240-48848-35) and MSA-SW45D-033115 (240-48848-36) were analyzed for dissolved metals (ICPMS) in accordance with EPA SW-846 Method 6020. The samples were prepared on 04/02/2015 and analyzed on 04/06/2015.

Several analytes were detected in method blank MB 240-174785/1-A at levels that were above the method detection limit but below the reporting limit. The values should be considered estimates, and have been flagged. If the associated sample reported a result above the MDL and/or RL, the result has been flagged.

Arsenic, Cadmium and Chromium were detected in method blank MB 240-174788/1-A at levels that were above the method detection limit but below the reporting limit. The values should be considered estimates, and have been flagged. If the associated sample reported a result above the MDL and/or RL, the result has been flagged.

The continuing calibration verification (CCV) associated with batch 175354 recovered above the upper control limit for Beryllium. The samples associated with this CCV were non-detects for the affected analytes; therefore, the data have been reported. The following samples are impacted: MSA-SW40C-033115 (240-48848-15), MSA-SW40D-033115 (240-48848-16), MSA-SW41A-033115 (240-48848-17), MSA-SW41B-033115 (240-48848-18), MSA-SW41C-033115 (240-48848-19), MSA-SW41D-033115 (240-48848-20), MSA-SW42A-033115 (240-48848-21), MSA-SW42B-033115 (240-48848-22), MSA-SW42C-033115 (240-48848-23), MSA-SW42D-033115 (240-48848-24), MSA-SW43A-033115 (240-48848-25), MSA-SW43B-033115 (240-48848-26),

MSA-SW43C-033115 (240-48848-27), MSA-SW43D-033115 (240-48848-28), MSA-SW44A-033115 (240-48848-29), MSA-SW44B-033115 (240-48848-30), MSA-SW44C-033115 (240-48848-31), MSA-SW44D-033115 (240-48848-32), MSA-SW45A-033115 (240-48848-33), MSA-SW45B-033115 (240-48848-34), MSA-SW45C-033115 (240-48848-35), and MSA-SW45D-033115 (240-48848-36).

No additional analytical or quality issues were noted, other than those described above or in the Definitions/Glossary page.

DISSOLVED MERCURY (CVAA)

Samples MSA-SW37A-033115 (240-48848-1), MSA-SW37B-033115 (240-48848-2), MSA-SW37C-033115 (240-48848-3), MSA-SW37D-033115 (240-48848-4), MSA-SW38A-033115 (240-48848-5), MSA-SW38B-033115 (240-48848-6), MSA-SW38C-033115 (240-48848-7), MSA-SW38D-033115 (240-48848-8), MSA-SW39A-033115 (240-48848-9), MSA-SW39B-033115 (240-48848-10), MSA-SW39C-033115 (240-48848-11), MSA-SW39D-033115 (240-48848-12), MSA-SW40A-033115 (240-48848-13), MSA-SW40B-033115 (240-48848-14), MSA-SW40C-033115 (240-48848-15), MSA-SW40D-033115 (240-48848-16), MSA-SW41A-033115 (240-48848-17), MSA-SW41B-033115 (240-48848-18), MSA-SW41C-033115 (240-48848-19), MSA-SW41D-033115 (240-48848-20), MSA-SW42A-033115 (240-48848-21), MSA-SW42B-033115 (240-48848-22), MSA-SW42C-033115 (240-48848-23), MSA-SW42D-033115 (240-48848-24), MSA-SW43A-033115 (240-48848-25), MSA-SW43B-033115 (240-48848-26), MSA-SW43C-033115 (240-48848-27), MSA-SW43D-033115 (240-48848-28), MSA-SW44A-033115 (240-48848-29), MSA-SW44B-033115 (240-48848-30), MSA-SW44C-033115 (240-48848-31), MSA-SW44D-033115 (240-48848-32), MSA-SW45A-033115 (240-48848-33), MSA-SW45B-033115 (240-48848-34), MSA-SW45C-033115 (240-48848-35) and MSA-SW45D-033115 (240-48848-36) were analyzed for dissolved mercury (CVAA) in accordance with EPA SW-846 Methods 7470A. The samples were prepared on 04/02/2015 and analyzed on 04/06/2015.

No analytical or quality issues were noted, other than those described above or in the Definitions/Glossary page.

DISSOLVED HARDNESS (AS CACO3) BY CALCULATION

Samples MSA-SW37A-033115 (240-48848-1), MSA-SW37B-033115 (240-48848-2), MSA-SW37C-033115 (240-48848-3), MSA-SW37D-033115 (240-48848-4), MSA-SW38A-033115 (240-48848-5), MSA-SW38B-033115 (240-48848-6), MSA-SW38C-033115 (240-48848-7), MSA-SW38D-033115 (240-48848-8), MSA-SW39A-033115 (240-48848-9), MSA-SW39B-033115 (240-48848-10), MSA-SW39C-033115 (240-48848-11), MSA-SW39D-033115 (240-48848-12), MSA-SW40A-033115 (240-48848-13), MSA-SW40B-033115 (240-48848-14), MSA-SW40C-033115 (240-48848-15), MSA-SW40D-033115 (240-48848-16), MSA-SW41A-033115 (240-48848-17), MSA-SW41B-033115 (240-48848-18), MSA-SW41C-033115 (240-48848-19), MSA-SW41D-033115 (240-48848-20), MSA-SW42A-033115 (240-48848-21), MSA-SW42B-033115 (240-48848-22), MSA-SW42C-033115 (240-48848-23), MSA-SW42D-033115 (240-48848-24), MSA-SW43A-033115 (240-48848-25), MSA-SW43B-033115 (240-48848-26), MSA-SW43C-033115 (240-48848-27), MSA-SW43D-033115 (240-48848-28), MSA-SW44A-033115 (240-48848-29), MSA-SW44B-033115 (240-48848-30), MSA-SW44C-033115 (240-48848-31), MSA-SW44D-033115 (240-48848-32), MSA-SW45A-033115 (240-48848-33), MSA-SW45B-033115 (240-48848-34), MSA-SW45C-033115 (240-48848-35) and MSA-SW45D-033115 (240-48848-36) were analyzed for dissolved hardness (as CaCO3) by calculation in accordance with SM 2340B. The samples were analyzed on 04/08/2015.

No analytical or quality issues were noted, other than those described above or in the Definitions/Glossary page.

COVER PAGE
METALS

Lab Name: TestAmerica Canton Job Number: 240-48848-1

SDG No.:

Project: MSA Surface Water Sampling

Client Sample ID	Lab Sample ID
MSA-SW37A-033115	240-48848-1
MSA-SW37B-033115	240-48848-2
MSA-SW37C-033115	240-48848-3
MSA-SW37D-033115	240-48848-4
MSA-SW38A-033115	240-48848-5
MSA-SW38B-033115	240-48848-6
MSA-SW38C-033115	240-48848-7
MSA-SW38D-033115	240-48848-8
MSA-SW39A-033115	240-48848-9
MSA-SW39B-033115	240-48848-10
MSA-SW39C-033115	240-48848-11
MSA-SW39D-033115	240-48848-12
MSA-SW40A-033115	240-48848-13
MSA-SW40B-033115	240-48848-14
MSA-SW40C-033115	240-48848-15
MSA-SW40D-033115	240-48848-16
MSA-SW41A-033115	240-48848-17
MSA-SW41B-033115	240-48848-18
MSA-SW41C-033115	240-48848-19
MSA-SW41D-033115	240-48848-20
MSA-SW42A-033115	240-48848-21
MSA-SW42B-033115	240-48848-22
MSA-SW42C-033115	240-48848-23
MSA-SW42D-033115	240-48848-24
MSA-SW43A-033115	240-48848-25
MSA-SW43B-033115	240-48848-26
MSA-SW43C-033115	240-48848-27
MSA-SW43D-033115	240-48848-28
MSA-SW44A-033115	240-48848-29
MSA-SW44B-033115	240-48848-30
MSA-SW44C-033115	240-48848-31
MSA-SW44D-033115	240-48848-32
MSA-SW45A-033115	240-48848-33
MSA-SW45B-033115	240-48848-34
MSA-SW45C-033115	240-48848-35
MSA-SW45D-033115	240-48848-36

Comments:

GC/MS VOA (Continued)

Analysis Batch: 175236

Lab Sample ID	Client Sample ID	Prep Type	Matrix	Method	Prep Batch
240-48848-41	TB-033115	Total/NA	Water	8260C	
240-48885-B-1 MS	Matrix Spike	Total/NA	Water	8260C	
240-48885-B-1 MSD	Matrix Spike Duplicate	Total/NA	Water	8260C	
LCS 240-175236/4	Lab Control Sample	Total/NA	Water	8260C	
MB 240-175236/6	Method Blank	Total/NA	Water	8260C	

Metals

Prep Batch: 174785

Lab Sample ID	Client Sample ID	Prep Type	Matrix	Method	Prep Batch
240-48848-1	MSA-SW37A-033115	Dissolved	Water	3005A	
240-48848-1 MS	MSA-SW37A-033115	Dissolved	Water	3005A	
240-48848-1 MSD	MSA-SW37A-033115	Dissolved	Water	3005A	
240-48848-1 SD	MSA-SW37A-033115	Dissolved	Water	3005A	
240-48848-2	MSA-SW37B-033115	Dissolved	Water	3005A	
240-48848-3	MSA-SW37C-033115	Dissolved	Water	3005A	
240-48848-4	MSA-SW37D-033115	Dissolved	Water	3005A	
240-48848-5	MSA-SW38A-033115	Dissolved	Water	3005A	
240-48848-6	MSA-SW38B-033115	Dissolved	Water	3005A	
240-48848-7	MSA-SW38C-033115	Dissolved	Water	3005A	
240-48848-8	MSA-SW38D-033115	Dissolved	Water	3005A	
240-48848-9	MSA-SW39A-033115	Dissolved	Water	3005A	
240-48848-10	MSA-SW39B-033115	Dissolved	Water	3005A	
240-48848-11	MSA-SW39C-033115	Dissolved	Water	3005A	
240-48848-12	MSA-SW39D-033115	Dissolved	Water	3005A	
240-48848-13	MSA-SW40A-033115	Dissolved	Water	3005A	
240-48848-14	MSA-SW40B-033115	Dissolved	Water	3005A	
240-48848-15	MSA-SW40C-033115	Dissolved	Water	3005A	
240-48848-16	MSA-SW40D-033115	Dissolved	Water	3005A	
240-48848-17	MSA-SW41A-033115	Dissolved	Water	3005A	
240-48848-18	MSA-SW41B-033115	Dissolved	Water	3005A	
240-48848-19	MSA-SW41C-033115	Dissolved	Water	3005A	
240-48848-20	MSA-SW41D-033115	Dissolved	Water	3005A	
LCS 240-174785/2-A	Lab Control Sample	Total Recoverable	Water	3005A	
MB 240-174785/1-A	Method Blank	Total Recoverable	Water	3005A	

Prep Batch: 174787

Lab Sample ID	Client Sample ID	Prep Type	Matrix	Method	Prep Batch
240-48848-1	MSA-SW37A-033115	Dissolved	Water	7470A	
240-48848-1 MS	MSA-SW37A-033115	Dissolved	Water	7470A	
240-48848-1 MSD	MSA-SW37A-033115	Dissolved	Water	7470A	
240-48848-2	MSA-SW37B-033115	Dissolved	Water	7470A	
240-48848-3	MSA-SW37C-033115	Dissolved	Water	7470A	
240-48848-4	MSA-SW37D-033115	Dissolved	Water	7470A	
240-48848-5	MSA-SW38A-033115	Dissolved	Water	7470A	
240-48848-6	MSA-SW38B-033115	Dissolved	Water	7470A	
240-48848-7	MSA-SW38C-033115	Dissolved	Water	7470A	
240-48848-8	MSA-SW38D-033115	Dissolved	Water	7470A	
240-48848-9	MSA-SW39A-033115	Dissolved	Water	7470A	
240-48848-10	MSA-SW39B-033115	Dissolved	Water	7470A	

Metals (Continued)

Prep Batch: 174787 (Continued)

Lab Sample ID	Client Sample ID	Prep Type	Matrix	Method	Prep Batch
240-48848-11	MSA-SW39C-033115	Dissolved	Water	7470A	
240-48848-12	MSA-SW39D-033115	Dissolved	Water	7470A	
240-48848-13	MSA-SW40A-033115	Dissolved	Water	7470A	
240-48848-14	MSA-SW40B-033115	Dissolved	Water	7470A	
240-48848-15	MSA-SW40C-033115	Dissolved	Water	7470A	
240-48848-16	MSA-SW40D-033115	Dissolved	Water	7470A	
240-48848-17	MSA-SW41A-033115	Dissolved	Water	7470A	
240-48848-18	MSA-SW41B-033115	Dissolved	Water	7470A	
240-48848-19	MSA-SW41C-033115	Dissolved	Water	7470A	
240-48848-20	MSA-SW41D-033115	Dissolved	Water	7470A	
LCS 240-174787/2-A	Lab Control Sample	Total/NA	Water	7470A	
MB 240-174787/1-A	Method Blank	Total/NA	Water	7470A	

Prep Batch: 174788

Lab Sample ID	Client Sample ID	Prep Type	Matrix	Method	Prep Batch
240-48848-21	MSA-SW42A-033115	Dissolved	Water	3005A	
240-48848-21 MS	MSA-SW42A-033115	Dissolved	Water	3005A	
240-48848-21 MSD	MSA-SW42A-033115	Dissolved	Water	3005A	
240-48848-21 SD	MSA-SW42A-033115	Dissolved	Water	3005A	
240-48848-22	MSA-SW42B-033115	Dissolved	Water	3005A	
240-48848-23	MSA-SW42C-033115	Dissolved	Water	3005A	
240-48848-24	MSA-SW42D-033115	Dissolved	Water	3005A	
240-48848-25	MSA-SW43A-033115	Dissolved	Water	3005A	
240-48848-26	MSA-SW43B-033115	Dissolved	Water	3005A	
240-48848-27	MSA-SW43C-033115	Dissolved	Water	3005A	
240-48848-28	MSA-SW43D-033115	Dissolved	Water	3005A	
240-48848-29	MSA-SW44A-033115	Dissolved	Water	3005A	
240-48848-30	MSA-SW44B-033115	Dissolved	Water	3005A	
240-48848-31	MSA-SW44C-033115	Dissolved	Water	3005A	
240-48848-32	MSA-SW44D-033115	Dissolved	Water	3005A	
240-48848-33	MSA-SW45A-033115	Dissolved	Water	3005A	
240-48848-34	MSA-SW45B-033115	Dissolved	Water	3005A	
240-48848-35	MSA-SW45C-033115	Dissolved	Water	3005A	
240-48848-36	MSA-SW45D-033115	Dissolved	Water	3005A	
LCS 240-174788/2-A	Lab Control Sample	Total Recoverable	Water	3005A	
MB 240-174788/1-A	Method Blank	Total Recoverable	Water	3005A	

Prep Batch: 174790

Lab Sample ID	Client Sample ID	Prep Type	Matrix	Method	Prep Batch
240-48848-21	MSA-SW42A-033115	Dissolved	Water	7470A	
240-48848-21 MS	MSA-SW42A-033115	Dissolved	Water	7470A	
240-48848-21 MSD	MSA-SW42A-033115	Dissolved	Water	7470A	
240-48848-22	MSA-SW42B-033115	Dissolved	Water	7470A	
240-48848-23	MSA-SW42C-033115	Dissolved	Water	7470A	
240-48848-24	MSA-SW42D-033115	Dissolved	Water	7470A	
240-48848-25	MSA-SW43A-033115	Dissolved	Water	7470A	
240-48848-26	MSA-SW43B-033115	Dissolved	Water	7470A	
240-48848-27	MSA-SW43C-033115	Dissolved	Water	7470A	
240-48848-28	MSA-SW43D-033115	Dissolved	Water	7470A	
240-48848-29	MSA-SW44A-033115	Dissolved	Water	7470A	
240-48848-30	MSA-SW44B-033115	Dissolved	Water	7470A	

Metals (Continued)

Prep Batch: 174790 (Continued)

Lab Sample ID	Client Sample ID	Prep Type	Matrix	Method	Prep Batch
240-48848-31	MSA-SW44C-033115	Dissolved	Water	7470A	
240-48848-32	MSA-SW44D-033115	Dissolved	Water	7470A	
240-48848-33	MSA-SW45A-033115	Dissolved	Water	7470A	
240-48848-34	MSA-SW45B-033115	Dissolved	Water	7470A	
240-48848-35	MSA-SW45C-033115	Dissolved	Water	7470A	
240-48848-36	MSA-SW45D-033115	Dissolved	Water	7470A	
LCS 240-174790/2-A	Lab Control Sample	Total/NA	Water	7470A	
MB 240-174790/1-A	Method Blank	Total/NA	Water	7470A	

Prep Batch: 175202

Lab Sample ID	Client Sample ID	Prep Type	Matrix	Method	Prep Batch
CRA 240-175202/9-A	DL		Water	7470A	

Analysis Batch: 175262

Lab Sample ID	Client Sample ID	Prep Type	Matrix	Method	Prep Batch
240-48848-1	MSA-SW37A-033115	Dissolved	Water	7470A	174787
240-48848-1 MS	MSA-SW37A-033115	Dissolved	Water	7470A	174787
240-48848-1 MSD	MSA-SW37A-033115	Dissolved	Water	7470A	174787
240-48848-2	MSA-SW37B-033115	Dissolved	Water	7470A	174787
240-48848-3	MSA-SW37C-033115	Dissolved	Water	7470A	174787
240-48848-4	MSA-SW37D-033115	Dissolved	Water	7470A	174787
240-48848-5	MSA-SW38A-033115	Dissolved	Water	7470A	174787
240-48848-6	MSA-SW38B-033115	Dissolved	Water	7470A	174787
240-48848-7	MSA-SW38C-033115	Dissolved	Water	7470A	174787
240-48848-8	MSA-SW38D-033115	Dissolved	Water	7470A	174787
240-48848-9	MSA-SW39A-033115	Dissolved	Water	7470A	174787
240-48848-10	MSA-SW39B-033115	Dissolved	Water	7470A	174787
240-48848-11	MSA-SW39C-033115	Dissolved	Water	7470A	174787
240-48848-12	MSA-SW39D-033115	Dissolved	Water	7470A	174787
240-48848-13	MSA-SW40A-033115	Dissolved	Water	7470A	174787
240-48848-14	MSA-SW40B-033115	Dissolved	Water	7470A	174787
240-48848-15	MSA-SW40C-033115	Dissolved	Water	7470A	174787
240-48848-16	MSA-SW40D-033115	Dissolved	Water	7470A	174787
240-48848-17	MSA-SW41A-033115	Dissolved	Water	7470A	174787
240-48848-18	MSA-SW41B-033115	Dissolved	Water	7470A	174787
240-48848-19	MSA-SW41C-033115	Dissolved	Water	7470A	174787
240-48848-20	MSA-SW41D-033115	Dissolved	Water	7470A	174787
240-48848-21	MSA-SW42A-033115	Dissolved	Water	7470A	174790
240-48848-21 MS	MSA-SW42A-033115	Dissolved	Water	7470A	174790
240-48848-21 MSD	MSA-SW42A-033115	Dissolved	Water	7470A	174790
240-48848-22	MSA-SW42B-033115	Dissolved	Water	7470A	174790
240-48848-23	MSA-SW42C-033115	Dissolved	Water	7470A	174790
240-48848-24	MSA-SW42D-033115	Dissolved	Water	7470A	174790
240-48848-25	MSA-SW43A-033115	Dissolved	Water	7470A	174790
240-48848-26	MSA-SW43B-033115	Dissolved	Water	7470A	174790
240-48848-27	MSA-SW43C-033115	Dissolved	Water	7470A	174790
240-48848-28	MSA-SW43D-033115	Dissolved	Water	7470A	174790
240-48848-29	MSA-SW44A-033115	Dissolved	Water	7470A	174790
240-48848-30	MSA-SW44B-033115	Dissolved	Water	7470A	174790
240-48848-31	MSA-SW44C-033115	Dissolved	Water	7470A	174790
240-48848-32	MSA-SW44D-033115	Dissolved	Water	7470A	174790

Metals (Continued)

Analysis Batch: 175262 (Continued)

Lab Sample ID	Client Sample ID	Prep Type	Matrix	Method	Prep Batch
240-48848-33	MSA-SW45A-033115	Dissolved	Water	7470A	174790
240-48848-34	MSA-SW45B-033115	Dissolved	Water	7470A	174790
240-48848-35	MSA-SW45C-033115	Dissolved	Water	7470A	174790
240-48848-36	MSA-SW45D-033115	Dissolved	Water	7470A	174790
CRA 240-175202/9-A	DL		Water	7470A	175202
LCS 240-174787/2-A	Lab Control Sample	Total/NA	Water	7470A	174787
LCS 240-174790/2-A	Lab Control Sample	Total/NA	Water	7470A	174790
MB 240-174787/1-A	Method Blank	Total/NA	Water	7470A	174787
MB 240-174790/1-A	Method Blank	Total/NA	Water	7470A	174790

Analysis Batch: 175354

Lab Sample ID	Client Sample ID	Prep Type	Matrix	Method	Prep Batch
240-48848-1	MSA-SW37A-033115	Dissolved	Water	6020	174785
240-48848-1 MS	MSA-SW37A-033115	Dissolved	Water	6020	174785
240-48848-1 MSD	MSA-SW37A-033115	Dissolved	Water	6020	174785
240-48848-1 SD	MSA-SW37A-033115	Dissolved	Water	6020	174785
240-48848-2	MSA-SW37B-033115	Dissolved	Water	6020	174785
240-48848-3	MSA-SW37C-033115	Dissolved	Water	6020	174785
240-48848-4	MSA-SW37D-033115	Dissolved	Water	6020	174785
240-48848-5	MSA-SW38A-033115	Dissolved	Water	6020	174785
240-48848-6	MSA-SW38B-033115	Dissolved	Water	6020	174785
240-48848-7	MSA-SW38C-033115	Dissolved	Water	6020	174785
240-48848-8	MSA-SW38D-033115	Dissolved	Water	6020	174785
240-48848-9	MSA-SW39A-033115	Dissolved	Water	6020	174785
240-48848-10	MSA-SW39B-033115	Dissolved	Water	6020	174785
240-48848-11	MSA-SW39C-033115	Dissolved	Water	6020	174785
240-48848-12	MSA-SW39D-033115	Dissolved	Water	6020	174785
240-48848-13	MSA-SW40A-033115	Dissolved	Water	6020	174785
240-48848-14	MSA-SW40B-033115	Dissolved	Water	6020	174785
240-48848-15	MSA-SW40C-033115	Dissolved	Water	6020	174785
240-48848-16	MSA-SW40D-033115	Dissolved	Water	6020	174785
240-48848-17	MSA-SW41A-033115	Dissolved	Water	6020	174785
240-48848-18	MSA-SW41B-033115	Dissolved	Water	6020	174785
240-48848-19	MSA-SW41C-033115	Dissolved	Water	6020	174785
240-48848-20	MSA-SW41D-033115	Dissolved	Water	6020	174785
240-48848-21	MSA-SW42A-033115	Dissolved	Water	6020	174788
240-48848-21 MS	MSA-SW42A-033115	Dissolved	Water	6020	174788
240-48848-21 MSD	MSA-SW42A-033115	Dissolved	Water	6020	174788
240-48848-21 SD	MSA-SW42A-033115	Dissolved	Water	6020	174788
240-48848-22	MSA-SW42B-033115	Dissolved	Water	6020	174788
240-48848-23	MSA-SW42C-033115	Dissolved	Water	6020	174788
240-48848-24	MSA-SW42D-033115	Dissolved	Water	6020	174788
240-48848-25	MSA-SW43A-033115	Dissolved	Water	6020	174788
240-48848-26	MSA-SW43B-033115	Dissolved	Water	6020	174788
240-48848-27	MSA-SW43C-033115	Dissolved	Water	6020	174788
240-48848-28	MSA-SW43D-033115	Dissolved	Water	6020	174788
240-48848-29	MSA-SW44A-033115	Dissolved	Water	6020	174788
240-48848-30	MSA-SW44B-033115	Dissolved	Water	6020	174788
240-48848-31	MSA-SW44C-033115	Dissolved	Water	6020	174788
240-48848-32	MSA-SW44D-033115	Dissolved	Water	6020	174788
240-48848-33	MSA-SW45A-033115	Dissolved	Water	6020	174788

Metals (Continued)

Analysis Batch: 175354 (Continued)

Lab Sample ID	Client Sample ID	Prep Type	Matrix	Method	Prep Batch
240-48848-34	MSA-SW45B-033115	Dissolved	Water	6020	174788
240-48848-35	MSA-SW45C-033115	Dissolved	Water	6020	174788
240-48848-36	MSA-SW45D-033115	Dissolved	Water	6020	174788
CRI 240-175354/9	DL		Water	6020	
ICSA 240-175354/10	ICS		Water	6020	
ICSAB 240-175354/11	ICS		Water	6020	
LCS 240-174785/2-A	Lab Control Sample	Total Recoverable	Water	6020	174785
LCS 240-174788/2-A	Lab Control Sample	Total Recoverable	Water	6020	174788
MB 240-174785/1-A	Method Blank	Total Recoverable	Water	6020	174785
MB 240-174788/1-A	Method Blank	Total Recoverable	Water	6020	174788

Analysis Batch: 175600

Lab Sample ID	Client Sample ID	Prep Type	Matrix	Method	Prep Batch
240-48848-1	MSA-SW37A-033115	Dissolved	Water	SM 2340B	
240-48848-2	MSA-SW37B-033115	Dissolved	Water	SM 2340B	
240-48848-3	MSA-SW37C-033115	Dissolved	Water	SM 2340B	
240-48848-4	MSA-SW37D-033115	Dissolved	Water	SM 2340B	
240-48848-5	MSA-SW38A-033115	Dissolved	Water	SM 2340B	
240-48848-6	MSA-SW38B-033115	Dissolved	Water	SM 2340B	
240-48848-7	MSA-SW38C-033115	Dissolved	Water	SM 2340B	
240-48848-8	MSA-SW38D-033115	Dissolved	Water	SM 2340B	
240-48848-9	MSA-SW39A-033115	Dissolved	Water	SM 2340B	
240-48848-10	MSA-SW39B-033115	Dissolved	Water	SM 2340B	
240-48848-11	MSA-SW39C-033115	Dissolved	Water	SM 2340B	
240-48848-12	MSA-SW39D-033115	Dissolved	Water	SM 2340B	
240-48848-13	MSA-SW40A-033115	Dissolved	Water	SM 2340B	
240-48848-14	MSA-SW40B-033115	Dissolved	Water	SM 2340B	
240-48848-15	MSA-SW40C-033115	Dissolved	Water	SM 2340B	
240-48848-16	MSA-SW40D-033115	Dissolved	Water	SM 2340B	
240-48848-17	MSA-SW41A-033115	Dissolved	Water	SM 2340B	
240-48848-18	MSA-SW41B-033115	Dissolved	Water	SM 2340B	
240-48848-19	MSA-SW41C-033115	Dissolved	Water	SM 2340B	
240-48848-20	MSA-SW41D-033115	Dissolved	Water	SM 2340B	
240-48848-21	MSA-SW42A-033115	Dissolved	Water	SM 2340B	
240-48848-22	MSA-SW42B-033115	Dissolved	Water	SM 2340B	
240-48848-23	MSA-SW42C-033115	Dissolved	Water	SM 2340B	
240-48848-24	MSA-SW42D-033115	Dissolved	Water	SM 2340B	
240-48848-25	MSA-SW43A-033115	Dissolved	Water	SM 2340B	
240-48848-26	MSA-SW43B-033115	Dissolved	Water	SM 2340B	
240-48848-27	MSA-SW43C-033115	Dissolved	Water	SM 2340B	
240-48848-28	MSA-SW43D-033115	Dissolved	Water	SM 2340B	
240-48848-29	MSA-SW44A-033115	Dissolved	Water	SM 2340B	
240-48848-30	MSA-SW44B-033115	Dissolved	Water	SM 2340B	
240-48848-31	MSA-SW44C-033115	Dissolved	Water	SM 2340B	
240-48848-32	MSA-SW44D-033115	Dissolved	Water	SM 2340B	
240-48848-33	MSA-SW45A-033115	Dissolved	Water	SM 2340B	
240-48848-34	MSA-SW45B-033115	Dissolved	Water	SM 2340B	
240-48848-35	MSA-SW45C-033115	Dissolved	Water	SM 2340B	
240-48848-36	MSA-SW45D-033115	Dissolved	Water	SM 2340B	

US EPA Tune Check Sample Report

Batch Folder D:\Analytical Runs\I10040615A.b
Report Comment
Instrument Name I10 JP12452145

[NoGas]

Mass	Count (Mean)	RSD % (Actual)	RSD % (Required)	RSD % (Flag)
9	69355	0.32	5.00	
24	189996	0.44	5.00	
25	24881	0.46	5.00	
26	28873	0.82	5.00	
59	214388	0.43	5.00	
115	269589	0.29	5.00	
206	83960	0.42	5.00	
207	76625	0.53	5.00	
208	176731	0.53	5.00	

Mass	Replicate 1 Count	Replicate 2 Count	Replicate 3 Count	Replicate 4 Count	Replicate 5 Count
9	69575	69028	69235	69525	69414
24	191195	189436	189310	190538	189503
25	25056	24894	24898	24780	24781
26	29150	28563	28720	28887	29044
59	214621	213993	214007	213444	215876
115	270329	268517	269238	270348	269515
206	84172	83594	83558	84205	84270
207	76634	75943	76930	76698	76918
208	176723	175982	175724	177212	178016

Integration Time [sec] = 0.1

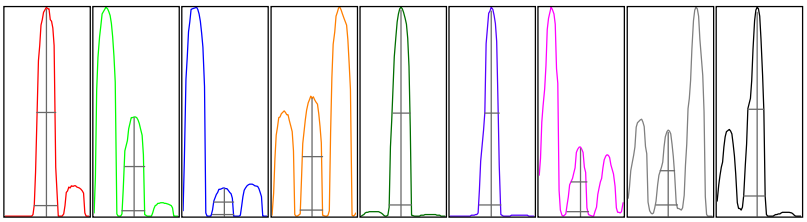

Mass	Peak Height	Axis (Actual)	Axis (Required)	Axis (Flag)	Width-X% (Actual)	Width-X% (Required)	Width-X% (Flag)
9	11021	9.00	8.9 - 9.1		0.791	0.850	
24	29691	23.95	23.9 - 24.1		0.792	0.850	
25	3941	25.00	24.9 - 25.1		0.787	0.850	
26	4517	25.95	25.9 - 26.1		0.790	0.850	
59	34757	58.95	58.9 - 59.1		0.792	0.850	
115	50375	115.00	114.9 - 115.1		0.773	0.850	
206	15753	206.00	205.9 - 206.1		0.768	0.850	
207	13990	206.95	206.9 - 207.1		0.751	0.850	
208	34030	207.95	207.9 - 208.1		0.753	0.850	

X% = 5 **Integration Time [sec] =** 0.1 **Acquisition Time [sec] =** 235 **Y Axis =** Linear

Tune Parameters

Plasma Paramters

ParameterName	Value	Unit	ParameterName	Value	Unit	ParameterName	Value	Unit
RF Power	1600	W	Carrier Gas	0.55	L/min	S/C Temp	2	℃
RF Matching	1.80	V	Option Gas	0.0	%	Gas Switch	Dilution Gas	
Smpl Depth	8.0	mm	Nebulizer Pump	0.10	rps	Makeup/Dilution Gas	0.55	L/min

Lenses Parameters

ParameterName	Value	Unit	ParameterName	Value	Unit	ParameterName	Value	Unit
Extract 1	0.0	V	Omega Lens	7.9	V	Deflect	15.0	V
Extract 2	-185.0	V	Cell Entrance	-30	V	Plate Bias	-40	V
Omega Bias	-85	V	Cell Exit	-50	V			

Cell Parameters

US EPA Tune Check Sample Report

ParameterName	Value	Unit	ParameterName	Value	Unit	ParameterName	Value	Unit
Use Gas	false		3rd Gas Flow	0	%	Energy Discrimination	4.0	V
ParameterName	**Value**	**Unit**	**ParameterName**	**Value**	**Unit**	**ParameterName**	**Value**	**Unit**
He Flow	0.0	mL/min	OctP Bias	-8.0	V			
H2 Flow	0.0	mL/min	OctP RF	190	V			

2A-IN
CALIBRATION VERIFICATIONS
METALS

Lab Name: TestAmerica Canton Job No.: 240-48848-1

SDG No.:

ICV Source: MTMSICVW_00043 Concentration Units: ug/L

CCV Source: MTMSCAL2CCVW_00115

Analyte	ICV 240-175354/7 04/06/2015 11:13				CCV 240-175354/59 04/06/2015 14:40				CCV 240-175354/71 04/06/2015 15:25			
	Found	C	True	%R	Found	C	True	%R	Found	C	True	%R
Antimony	41.4		40.0	104	53.3		50.0	107	53.6		50.0	107
Arsenic	39.9		40.0	100	49.6		50.0	99	51.4		50.0	103
Barium	40.9		40.0	102	51.5		50.0	103	51.9		50.0	104
Beryllium	40.1		40.0	100	54.9		50.0	110	53.9		50.0	108
Cadmium	41.5		40.0	104	51.4		50.0	103	52.0		50.0	104
Calcium	20000		20000	100	26100		25000	105	26600		25000	107
Chromium	41.2		40.0	103	50.2		50.0	100	51.3		50.0	103
Cobalt	40.8		40.0	102	50.2		50.0	100	51.2		50.0	102
Copper	42.5		40.0	106	50.0		50.0	100	50.5		50.0	101
Lead	41.4		40.0	103	51.9		50.0	104	51.2		50.0	102
Magnesium	20700		20000	103	25300		25000	101	25600		25000	102
Molybdenum	42.5		40.0	106	53.5		50.0	107	51.9		50.0	104
Nickel	42.2		40.0	106	50.4		50.0	101	51.1		50.0	102
Selenium	41.4		40.0	103	50.5		50.0	101	51.9		50.0	104
Silver	41.5		40.0	104	51.5		50.0	103	52.0		50.0	104
Thallium	40.1		40.0	100	51.0		50.0	102	50.4		50.0	101
Tungsten	39.5		40.0	99	49.4		50.0	99	49.0		50.0	98
Vanadium	41.3		40.0	103	51.0		50.0	102	51.7		50.0	103
Zinc	42.9		40.0	107	51.9		50.0	104	53.0		50.0	106

Note! Calculations are performed before rounding to avoid round-off errors in calculated results.
Italicized analytes were not requested for this sequence.

2A-IN
CALIBRATION VERIFICATIONS
METALS

Lab Name: TestAmerica Canton Job No.: 240-48848-1

SDG No.:

ICV Source: MTMSICVW_00043 Concentration Units: ug/L

CCV Source: MTMSCAL2CCVW_00115

Analyte	CCV 240-175354/83 04/06/2015 16:12				CCV 240-175354/95 04/06/2015 16:58				CCV 240-175354/107 04/06/2015 17:43			
	Found	C	True	%R	Found	C	True	%R	Found	C	True	%R
Antimony	54.1		50.0	108	54.2		50.0	108	54.4		50.0	109
Arsenic	51.8		50.0	104	52.4		50.0	105	51.6		50.0	103
Barium	52.6		50.0	105	52.1		50.0	104	53.0		50.0	106
Beryllium	53.5		50.0	107	55.6		50.0	111	53.0		50.0	106
Cadmium	51.8		50.0	104	51.3		50.0	103	51.1		50.0	102
Calcium	27100		25000	108	26800		25000	107	26900		25000	108
Chromium	50.6		50.0	101	50.2		50.0	100	50.3		50.0	101
Cobalt	50.3		50.0	101	50.0		50.0	100	50.7		50.0	101
Copper	49.6		50.0	99	49.0		50.0	98	49.3		50.0	99
Lead	50.6		50.0	101	49.5		50.0	99	50.3		50.0	101
Magnesium	25600		25000	102	25400		25000	102	25600		25000	102
Molybdenum	51.4		50.0	103	51.2		50.0	102	51.9		50.0	104
Nickel	50.3		50.0	101	49.7		50.0	99	49.8		50.0	100
Selenium	52.3		50.0	105	53.1		50.0	106	52.6		50.0	105
Silver	51.4		50.0	103	50.8		50.0	102	51.4		50.0	103
Thallium	49.7		50.0	99	48.6		50.0	97	49.2		50.0	98
Tungsten	49.3		50.0	99	48.6		50.0	97	48.5		50.0	97
Vanadium	51.6		50.0	103	51.0		50.0	102	51.5		50.0	103
Zinc	52.6		50.0	105	52.2		50.0	104	51.9		50.0	104

Note! Calculations are performed before rounding to avoid round-off errors in calculated results.
Italicized analytes were not requested for this sequence.

2A-IN
CALIBRATION VERIFICATIONS
METALS

Lab Name: TestAmerica Canton Job No.: 240-48848-1

SDG No.:

ICV Source: MTMSICVW_00043 Concentration Units: ug/L

CCV Source: MTMSCAL2CCVW_00115

Analyte	CCV 240-175354/119 04/06/2015 18:29											
	Found	C	True	%R	Found	C	True	%R	Found	C	True	%R
Antimony	55.0		50.0	110								
Arsenic	53.0		50.0	106								
Barium	52.8		50.0	106								
Beryllium	57.3		50.0	115								
Cadmium	52.0		50.0	104								
Calcium	27000		25000	108								
Chromium	50.7		50.0	101								
Cobalt	50.6		50.0	101								
Copper	49.4		50.0	99								
Lead	50.5		50.0	101								
Magnesium	25800		25000	103								
Molybdenum	52.4		50.0	105								
Nickel	49.9		50.0	100								
Selenium	54.1		50.0	108								
Silver	50.8		50.0	102								
Thallium	49.6		50.0	99								
Tungsten	49.2		50.0	98								
Vanadium	52.1		50.0	104								
Zinc	53.1		50.0	106								

Note! Calculations are performed before rounding to avoid round-off errors in calculated results.
Italicized analytes were not requested for this sequence.

2A-IN
CALIBRATION VERIFICATIONS
METALS

Lab Name: TestAmerica Canton Job No.: 240-48848-1

SDG No.:

ICV Source: MTHgStd_00015 Concentration Units: ug/L

CCV Source: MTHGCALW_00873

Analyte	ICV 240-175202/7-A 04/06/2015 12:00				CCV 240-175202/10-A 04/06/2015 15:14				CCV 240-175202/10-A 04/06/2015 15:33			
	Found	C	True	%R	Found	C	True	%R	Found	C	True	%R
Mercury	5.00		5.00	100	4.96		5.00	99	5.00		5.00	100

Note! Calculations are performed before rounding to avoid round-off errors in calculated results.
Italicized analytes were not requested for this sequence.

2A-IN
CALIBRATION VERIFICATIONS
METALS

Lab Name: TestAmerica Canton Job No.: 240-48848-1

SDG No.:

ICV Source: MTHgStd_00015 Concentration Units: ug/L

CCV Source: MTHGCALW_00873

Analyte	CCV 240-175202/10-A 04/06/2015 15:54				CCV 240-175202/10-A 04/06/2015 16:13				CCV 240-175202/10-A 04/06/2015 16:32			
	Found	C	True	%R	Found	C	True	%R	Found	C	True	%R
Mercury	4.97		5.00	99	4.95		5.00	99	5.00		5.00	100

Note! Calculations are performed before rounding to avoid round-off errors in calculated results.
Italicized analytes were not requested for this sequence.

2A-IN
CALIBRATION VERIFICATIONS
METALS

Lab Name: TestAmerica Canton Job No.: 240-48848-1

SDG No.:

ICV Source: MTHgStd_00015 Concentration Units: ug/L

CCV Source: MTHGCALW_00873

Analyte	CCV 240-175202/10-A 04/06/2015 16:52				CCV 240-175202/10-A 04/06/2015 16:58							
	Found	C	True	%R	Found	C	True	%R	Found	C	True	%R
Mercury	4.96		5.00	99	4.97		5.00	99				

Note! Calculations are performed before rounding to avoid round-off errors in calculated results.
Italicized analytes were not requested for this sequence.

2B-IN
CRQL CHECK STANDARD
METALS

Lab Name: TestAmerica Canton Job No.: 240-48848-1

SDG No.:

Method: 6020 Instrument ID: I10

Lab Sample ID: CRI 240-175354/9 Concentration Units: ug/L

CRQL Check Standard Source: MTMSCRI6020AW_00019

Analyte	CRQL Check Standard				
	True	Found	Qualifiers	%R(1)	Limits
Antimony	2.00	2.19		110	50-150
Arsenic	5.00	5.00		100	50-150
Barium	5.00	4.97	J	99	50-150
Beryllium	1.00	0.866	J	87	50-150
Cadmium	1.00	1.03		103	50-150
Chromium	2.00	1.99	J	100	50-150
Cobalt	1.00	1.07		107	50-150
Copper	2.00	2.23		111	50-150
Lead	1.00	1.09		109	50-150
Molybdenum	10.0	10.4		104	50-150
Nickel	2.00	2.10		105	50-150
Selenium	5.00	5.01		100	50-150
Silver	1.00	1.05		105	50-150
Thallium	2.00	2.09		104	50-150
Vanadium	5.00	5.45		109	50-150
Zinc	20.0	21.9		109	50-150
Calcium	1000	1040		104	50-150
Magnesium	1000	1060		106	50-150
Tungsten	10.0	9.98	J	100	50-150

Note! Calculations are performed before rounding to avoid round-off errors in calculated results.

FORM IIB-IN

2B-IN
CRQL CHECK STANDARD
METALS

Lab Name: TestAmerica Canton Job No.: 240-48848-1

SDG No.:

Method: 7470A Instrument ID: H1

Lab Sample ID: CRA 240-175202/9-A Concentration Units: ug/L

CRQL Check Standard Source: MTHGCALW_00873

Analyte	CRQL Check Standard				
	True	Found	Qualifiers	%R(1)	Limits
Mercury	0.200	0.196	J	98	50-150

Note! Calculations are performed before rounding to avoid round-off errors in calculated results.

FORM IIB-IN

3-IN
INSTRUMENT BLANKS
METALS

Lab Name: TestAmerica Canton Job No.: 240-48848-1

SDG No.:

Concentration Units: ug/L

Analyte	RL	ICB 240-175354/8 04/06/2015 11:17		CCB 240-175354/60 04/06/2015 14:44		CCB 240-175354/72 04/06/2015 15:29		CCB 240-175354/84 04/06/2015 16:15	
		Found	C	Found	C	Found	C	Found	C
Antimony	2.0	0.611	J	0.317	J	0.341	J	0.293	J
Arsenic	5.0	5.0	U	5.0	U	5.0	U	5.0	U
Barium	5.0	5.0	U	5.0	U	5.0	U	5.0	U
Beryllium	1.0	1.0	U	1.0	U	1.0	U	1.0	U
Cadmium	1.0	1.0	U	1.0	U	1.0	U	1.0	U
Calcium	1000	1000	U	1000	U	1000	U	1000	U
Chromium	2.0	2.0	U	2.0	U	2.0	U	2.0	U
Cobalt	1.0	1.0	U	1.0	U	1.0	U	1.0	U
Copper	2.0	2.0	U	2.0	U	2.0	U	2.0	U
Lead	1.0	1.0	U	1.0	U	1.0	U	1.0	U
Magnesium	1000	1000	U	1000	U	1000	U	1000	U
Molybdenum	10	0.977	J	1.25	J	0.786	J	0.750	J
Nickel	2.0	2.0	U	2.0	U	2.0	U	2.0	U
Selenium	5.0	5.0	U	5.0	U	5.0	U	5.0	U
Silver	1.0	1.0	U	1.0	U	1.0	U	1.0	U
Thallium	2.0	2.0	U	2.0	U	2.0	U	2.0	U
Tungsten	10	1.09	J	0.934	J	0.937	J	0.880	J
Vanadium	5.0	5.0	U	5.0	U	5.0	U	5.0	U
Zinc	20	20	U	20	U	20	U	20	U

Italicized analytes were not requested for this sequence.

3-IN
INSTRUMENT BLANKS
METALS

Lab Name: TestAmerica Canton Job No.: 240-48848-1

SDG No.:

Concentration Units: ug/L

Analyte	RL	CCB 240-175354/96 04/06/2015 17:02		CCB 240-175354/108 04/06/2015 17:47		CCB 240-175354/120 04/06/2015 18:33			
		Found	C	Found	C	Found	C	Found	C
Antimony	2.0	0.306	J	0.317	J	0.332	J		
Arsenic	5.0	5.0	U	5.0	U	5.0	U		
Barium	5.0	5.0	U	5.0	U	5.0	U		
Beryllium	1.0	1.0	U	1.0	U	0.0580	J		
Cadmium	1.0	0.0790	J	0.0840	J	0.101	J		
Calcium	1000	1000	U	1000	U	1000	U		
Chromium	2.0	2.0	U	2.0	U	2.0	U		
Cobalt	1.0	1.0	U	1.0	U	0.0290	J		
Copper	2.0	2.0	U	2.0	U	2.0	U		
Lead	1.0	1.0	U	1.0	U	1.0	U		
Magnesium	1000	1000	U	1000	U	1000	U		
Molybdenum	10	0.680	J	0.712	J	0.828	J		
Nickel	2.0	2.0	U	2.0	U	2.0	U		
Selenium	5.0	5.0	U	5.0	U	5.0	U		
Silver	1.0	1.0	U	1.0	U	1.0	U		
Thallium	2.0	2.0	U	2.0	U	2.0	U		
Tungsten	10	0.835	J	0.870	J	1.00	J		
Vanadium	5.0	5.0	U	5.0	U	0.248	J		
Zinc	20	20	U	20	U	20	U		

Italicized analytes were not requested for this sequence.

3-IN
INSTRUMENT BLANKS
METALS

Lab Name: TestAmerica Canton Job No.: 240-48848-1

SDG No.:

Concentration Units: ug/L

Analyte	RL	ICB 240-175202/8-A 04/06/2015 12:02		CCB 240-175202/11-A 04/06/2015 15:16		CCB 240-175202/11-A 04/06/2015 15:34		CCB 240-175202/11-A 04/06/2015 15:55	
		Found	C	Found	C	Found	C	Found	C
Mercury	0.20	0.20	U	0.20	U	0.20	U	0.20	U

Italicized analytes were not requested for this sequence.

3-IN
INSTRUMENT BLANKS
METALS

Lab Name: TestAmerica Canton Job No.: 240-48848-1

SDG No.:

Concentration Units: ug/L

Analyte	RL	CCB 240-175202/11-A 04/06/2015 16:15		CCB 240-175202/11-A 04/06/2015 16:33		CCB 240-175202/11-A 04/06/2015 16:54		CCB 240-175202/11-A 04/06/2015 17:00	
		Found	C	Found	C	Found	C	Found	C
Mercury	0.20	0.20	U	0.20	U	0.20	U	0.20	U

Italicized analytes were not requested for this sequence.

3-IN
METHOD BLANK
METALS - TOTAL RECOVERABLE

Lab Name: TestAmerica Canton Job No.: 240-48848-1

SDG No.:

Concentration Units: ug/L Lab Sample ID: MB 240-174785/1-A

Instrument Code: I10 Batch No.: 175354

CAS No.	Analyte	Concentration	C	Q	Method
7440-36-0	Antimony	0.182	J		6020
7440-38-2	Arsenic	0.255	J		6020
7440-39-3	Barium	5.0	U		6020
7440-41-7	Beryllium	1.0	U		6020
7440-43-9	Cadmium	0.0760	J		6020
7440-47-3	Chromium	1.07	J		6020
7440-48-4	Cobalt	1.0	U		6020
7440-50-8	Copper	2.0	U		6020
7439-92-1	Lead	1.0	U		6020
7439-98-7	Molybdenum	0.371	J		6020
7440-02-0	Nickel	2.0	U		6020
7782-49-2	Selenium	5.0	U		6020
7440-22-4	Silver	1.0	U		6020
7440-28-0	Thallium	2.0	U		6020
7440-62-2	Vanadium	0.404	J		6020
7440-66-6	Zinc	20	U		6020
7440-70-2	Calcium	1000	U		6020
7439-95-4	Magnesium	1000	U		6020
7440-33-7	Tungsten	10	U		6020

3-IN
METHOD BLANK
METALS - TOTAL RECOVERABLE

Lab Name: TestAmerica Canton Job No.: 240-48848-1

SDG No.:

Concentration Units: ug/L Lab Sample ID: MB 240-174788/1-A

Instrument Code: I10 Batch No.: 175354

CAS No.	Analyte	Concentration	C	Q	Method
7440-36-0	Antimony	2.0	U		6020
7440-38-2	Arsenic	0.939	J		6020
7440-39-3	Barium	5.0	U		6020
7440-41-7	Beryllium	1.0	U	^	6020
7440-43-9	Cadmium	0.0690	J		6020
7440-47-3	Chromium	1.41	J		6020
7440-48-4	Cobalt	1.0	U		6020
7440-50-8	Copper	2.0	U		6020
7439-92-1	Lead	1.0	U		6020
7439-98-7	Molybdenum	10	U		6020
7440-02-0	Nickel	2.0	U		6020
7782-49-2	Selenium	5.0	U		6020
7440-22-4	Silver	1.0	U		6020
7440-28-0	Thallium	2.0	U		6020
7440-62-2	Vanadium	5.0	U		6020
7440-66-6	Zinc	20	U		6020
7440-70-2	Calcium	1000	U		6020
7439-95-4	Magnesium	1000	U		6020
7440-33-7	Tungsten	10	U		6020

3-IN
METHOD BLANK
METALS

Lab Name: TestAmerica Canton Job No.: 240-48848-1

SDG No.:

Concentration Units: ug/L Lab Sample ID: MB 240-174787/1-A

Instrument Code: H1 Batch No.: 175262

CAS No.	Analyte	Concentration	C	Q	Method
7439-97-6	Mercury	0.20	U		7470A

FORM III-IN

3-IN
METHOD BLANK
METALS

Lab Name: TestAmerica Canton Job No.: 240-48848-1

SDG No.:

Concentration Units: ug/L Lab Sample ID: MB 240-174790/1-A

Instrument Code: H1 Batch No.: 175262

CAS No.	Analyte	Concentration	C	Q	Method
7439-97-6	Mercury	0.20	U		7470A

FORM III-IN

4A-IN
INTERFERENCE CHECK STANDARD
METALS

Lab Name: TestAmerica Canton Job No.: 240-48848-1

SDG No.:

Lab Sample ID: ICSA 240-175354/10 Instrument ID: I10

Lab File ID: 010ICSA.d ICS Source: MTMSICSAW_00044

Concentration Units: ug/L

Analyte	True Solution A	Found Solution A	Percent Recovery
Antimony		**0.122**	
Arsenic		**0.0030**	
Barium		**0.0420**	
Beryllium		**0.0050**	
Cadmium		**0.0520**	
Calcium	**50000**	**49409**	**99**
Chromium		**0.604**	
Cobalt		**0.0310**	
Copper		**0.238**	
Lead		**0.0980**	
Magnesium	**50000**	**50098**	**100**
Molybdenum	**1000**	**1042**	**104**
Nickel		**0.0210**	
Selenium		**0.0060**	
Silver		**0.0000**	
Thallium		**0.0090**	
Tungsten		**0.360**	
Vanadium		**0.155**	
Zinc		**0.658**	
Aluminum	*50000*	*47989*	*96*
Boron		*-0.252*	
Iron	*50000*	*49673*	*99*
Manganese		*0.330*	
Potassium	*50000*	*49934*	*100*
Sodium	*50000*	*49193*	*98*
Strontium		*0.344*	
Tin		*0.216*	
Titanium	*1000*	*994*	*99*

Calculations are performed before rounding to avoid round-off errors in calculated results.

FORM IVA-IN

4A-IN
INTERFERENCE CHECK STANDARD
METALS

Lab Name: TestAmerica Canton Job No.: 240-48848-1

SDG No.:

Lab Sample ID: ICSAB 240-175354/11 Instrument ID: I10

Lab File ID: 011ICAB.d ICS Source: MTMSICSABW_00043

Concentration Units: ug/L

Analyte	True Solution AB	Found Solution AB	Percent Recovery
Antimony	**100**	**106**	**106**
Arsenic	**100**	**100**	**100**
Barium	**100**	**103**	**103**
Beryllium	**100**	**108**	**108**
Cadmium	**100**	**102**	**102**
Calcium	**50000**	**50699**	**101**
Chromium	**100**	**103**	**103**
Cobalt	**100**	**103**	**103**
Copper	**100**	**102**	**102**
Lead	**100**	**105**	**105**
Magnesium	**50000**	**50313**	**101**
Molybdenum	**1100**	**1174**	**107**
Nickel	**100**	**103**	**103**
Selenium	**100**	**99.9**	**100**
Silver	**100**	**101**	**101**
Thallium	**100**	**105**	**105**
Tungsten	**100**	**100**	**100**
Vanadium	**100**	**101**	**101**
Zinc	**100**	**103**	**103**
Aluminum	*50000*	*48210*	*96*
Boron	*100*	*108*	*108*
Iron	*50000*	*50297*	*101*
Manganese	*100*	*99.3*	*99*
Potassium	*50000*	*49735*	*99*
Sodium	*50000*	*50475*	*101*
Strontium	*100*	*103*	*103*
Tin	*100*	*98.4*	*98*
Titanium	*1100*	*1099*	*100*

Calculations are performed before rounding to avoid round-off errors in calculated results.

FORM IVA-IN

5A-IN
MATRIX SPIKE SAMPLE RECOVERY
METALS - DISSOLVED

Client ID: MSA-SW42A-033115 MS
Lab ID: 240-48848-21 MS
Lab Name: TestAmerica Canton
Job No.: 240-48848-1
SDG No.:
Matrix: Water
Concentration Units: ug/L
% Solids:

Analyte	SSR	C	Sample Result (SR)	C	Spike Added (SA)	%R	Control Limit %R	Q	Method
Antimony	116		0.50	J	100	116	75-125		6020
Arsenic	1130		1.9	J	1000	113	75-125		6020
Barium	1230		32		1000	120	75-125		6020
Beryllium	1230		0.086	J	1000	123	75-125	^	6020
Cadmium	1110		0.68	J	1000	111	75-125		6020
Chromium	1030		2.1		1000	103	75-125		6020
Cobalt	1010		1.4		1000	101	75-125		6020
Copper	981		3.8		1000	98	75-125		6020
Lead	1020		0.13	J	1000	102	75-125		6020
Molybdenum	124		2.4	J	100	121	75-125		6020
Nickel	1000		2.7		1000	100	75-125		6020
Selenium	1110		1.0	J	1000	111	75-125		6020
Silver	103		1.0	U	100	103	75-125		6020
Thallium	245		0.13	J	250	98	75-125		6020
Vanadium	1100		0.53	J	1000	110	75-125		6020
Zinc	1040		12	J	1000	103	75-125		6020
Calcium	81100		70000		10000	115	75-125	4	6020
Magnesium	154000		140000		10000	109	75-125	4	6020
Tungsten	104		1.2	J	100	103	75-125		6020
Mercury	1.01		0.20	U	1.00	101	80-120		7470A

SSR = Spiked Sample Result

Calculations are performed before rounding to avoid round-off errors in calculated results.

FORM VA - IN

5A-IN
MATRIX SPIKE DUPLICATE SAMPLE RECOVERY
METALS - DISSOLVED

Client ID: MSA-SW37A-033115 MSD

Lab ID: 240-48848-1 MSD

Lab Name: TestAmerica Canton

Job No.: 240-48848-1

SDG No.:

Matrix: Water

Concentration Units: ug/L

% Solids:

Analyte	(SDR)	C	Spike Added (SA)	%R	Control Limit %R	RPD	RPD Limit	Q	Method
Antimony	113		100	112	75-125	2	20		6020
Arsenic	1070		1000	106	75-125	3	20		6020
Barium	1200		1000	117	75-125	3	20		6020
Beryllium	1200		1000	120	75-125	4	20		6020
Cadmium	1070		1000	107	75-125	4	20		6020
Chromium	1020		1000	102	75-125	3	20		6020
Cobalt	1010		1000	101	75-125	2	20		6020
Copper	980		1000	98	75-125	2	20		6020
Lead	1030		1000	103	75-125	1	20		6020
Molybdenum	122		100	119	75-125	2	20		6020
Nickel	1010		1000	101	75-125	2	20		6020
Selenium	1040		1000	104	75-125	3	20		6020
Silver	102		100	102	75-125	2	20		6020
Thallium	249		250	100	75-125	2	20		6020
Vanadium	1060		1000	106	75-125	3	20		6020
Zinc	1010		1000	99	75-125	5	20		6020
Calcium	80400		10000	102	75-125	2	20	4	6020
Magnesium	146000		10000	95	75-125	1	20	4	6020
Tungsten	103		100	102	75-125	3	20		6020
Mercury	1.01		1.00	101	80-120	2	20		7470A

SDR = Sample Duplicate Result

Calculations are performed before rounding to avoid round-off errors in calculated results.

FORM VD - IN

5A-IN
MATRIX SPIKE DUPLICATE SAMPLE RECOVERY
METALS - DISSOLVED

Client ID: MSA-SW42A-033115 MSD
Lab ID: 240-48848-21 MSD
Lab Name: TestAmerica Canton
Job No.: 240-48848-1
SDG No.:
Matrix: Water
Concentration Units: ug/L
% Solids:

Analyte	(SDR)	C	Spike Added (SA)	%R	Control Limit %R	RPD	RPD Limit	Q	Method
Antimony	113		100	113	75-125	3	20		6020
Arsenic	1080		1000	108	75-125	4	20		6020
Barium	1200		1000	117	75-125	2	20		6020
Beryllium	1190		1000	119	75-125	4	20	^	6020
Cadmium	1070		1000	107	75-125	3	20		6020
Chromium	1010		1000	101	75-125	2	20		6020
Cobalt	987		1000	99	75-125	2	20		6020
Copper	955		1000	95	75-125	3	20		6020
Lead	980		1000	98	75-125	4	20		6020
Molybdenum	119		100	116	75-125	4	20		6020
Nickel	985		1000	98	75-125	2	20		6020
Selenium	1060		1000	106	75-125	5	20		6020
Silver	99.0		100	99	75-125	4	20		6020
Thallium	234		250	94	75-125	4	20		6020
Vanadium	1080		1000	108	75-125	2	20		6020
Zinc	1010		1000	100	75-125	3	20		6020
Calcium	77600		10000	80	75-125	4	20	4	6020
Magnesium	146000		10000	29	75-125	5	20	4	6020
Tungsten	102		100	100	75-125	3	20		6020
Mercury	1.02		1.00	102	80-120	0	20		7470A

SDR = Sample Duplicate Result

Calculations are performed before rounding to avoid round-off errors in calculated results.

FORM VD - IN

7A-IN
LAB CONTROL SAMPLE
METALS - TOTAL RECOVERABLE

Lab ID: LCS 240-174785/2-A

Lab Name: TestAmerica Canton Job No.: 240-48848-1

Sample Matrix: Water LCS Source: MTICPMSB_00022

Analyte	Water(ug/L)							
	True	Found	C	%R	Limits		Q	Method
Antimony	100	110		110	80	120		6020
Arsenic	1000	1010		101	80	120		6020
Barium	1000	1140		114	80	120		6020
Beryllium	1000	1150		115	80	120		6020
Cadmium	1000	1150		115	80	120		6020
Chromium	1000	1060		106	80	120		6020
Cobalt	1000	1070		107	80	120		6020
Copper	1000	1070		107	80	120		6020
Lead	1000	1090		109	80	120		6020
Molybdenum	100	110		110	80	120		6020
Nickel	1000	1100		110	80	120		6020
Selenium	1000	1060		106	80	120		6020
Silver	100	104		104	80	120		6020
Thallium	250	266		107	80	120		6020
Vanadium	1000	1050		105	80	120		6020
Zinc	1000	1120		112	80	120		6020
Calcium	10000	10300		103	80	120		6020
Magnesium	10000	10800		108	80	120		6020
Tungsten	100	103		103	80	120		6020

Calculations are performed before rounding to avoid round-off errors in calculated results.

FORM VIIA - IN

7A-IN
LAB CONTROL SAMPLE
METALS - TOTAL RECOVERABLE

Lab ID: LCS 240-174788/2-A

Lab Name: TestAmerica Canton Job No.: 240-48848-1

Sample Matrix: Water LCS Source: MTICPMSB_00022

Analyte	Water(ug/L)							
	True	Found	C	%R	Limits		Q	Method
Antimony	100	116		116	80	120		6020
Arsenic	1000	1080		108	80	120		6020
Barium	1000	1200		120	80	120		6020
Beryllium	1000	1200		120	80	120	^	6020
Cadmium	1000	1180		118	80	120		6020
Chromium	1000	1080		108	80	120		6020
Cobalt	1000	1080		108	80	120		6020
Copper	1000	1090		109	80	120		6020
Lead	1000	1100		110	80	120		6020
Molybdenum	100	112		112	80	120		6020
Nickel	1000	1090		109	80	120		6020
Selenium	1000	1110		111	80	120		6020
Silver	100	106		106	80	120		6020
Thallium	250	268		107	80	120		6020
Vanadium	1000	1100		110	80	120		6020
Zinc	1000	1150		115	80	120		6020
Calcium	10000	10600		106	80	120		6020
Magnesium	10000	10900		109	80	120		6020
Tungsten	100	104		104	80	120		6020

Calculations are performed before rounding to avoid round-off errors in calculated results.

FORM VIIA - IN

7A-IN
LAB CONTROL SAMPLE
METALS

Lab ID: LCS 240-174790/2-A

Lab Name: TestAmerica Canton Job No.: 240-48848-1

Sample Matrix: Water LCS Source: MTHGCALW_00871

Analyte	Water(ug/L)							
	True	Found	C	%R	Limits		Q	Method
Mercury	5.00	4.83		97	80	120		7470A

Calculations are performed before rounding to avoid round-off errors in calculated results.

FORM VIIA - IN

7A-IN
LAB CONTROL SAMPLE
METALS

Lab ID: LCS 240-174787/2-A

Lab Name: TestAmerica Canton Job No.: 240-48848-1

Sample Matrix: Water LCS Source: MTHGCALW_00871

Analyte	Water(ug/L)							
	True	Found	C	%R	Limits		Q	Method
Mercury	5.00	4.95		99	80	120		7470A

Calculations are performed before rounding to avoid round-off errors in calculated results.

FORM VIIA - IN

5A-IN
MATRIX SPIKE SAMPLE RECOVERY
METALS - DISSOLVED

Client ID: MSA-SW37A-033115 MS
Lab ID: 240-48848-1 MS
Lab Name: TestAmerica Canton
Job No.: 240-48848-1
SDG No.:
Matrix: Water
Concentration Units: ug/L
% Solids:

Analyte	SSR	C	Sample Result (SR)	C	Spike Added (SA)	%R	Control Limit %R	Q	Method
Antimony	116		0.51	J	100	115	75-125		6020
Arsenic	1090		1.4	J	1000	109	75-125		6020
Barium	1230		31		1000	120	75-125		6020
Beryllium	1250		0.11	J	1000	125	75-125		6020
Cadmium	1120		0.66	J	1000	112	75-125		6020
Chromium	1050		1.9	J	1000	105	75-125		6020
Cobalt	1030		1.7		1000	103	75-125		6020
Copper	997		3.9		1000	99	75-125		6020
Lead	1040		0.20	J	1000	104	75-125		6020
Molybdenum	124		2.5	J	100	121	75-125		6020
Nickel	1030		2.4		1000	103	75-125		6020
Selenium	1080		0.86	J	1000	107	75-125		6020
Silver	104		1.0	U	100	104	75-125		6020
Thallium	254		0.15	J	250	101	75-125		6020
Vanadium	1090		0.73	J	1000	109	75-125		6020
Zinc	1060		12	J	1000	105	75-125		6020
Calcium	81700		70000		10000	115	75-125	4	6020
Magnesium	148000		140000		10000	113	75-125	4	6020
Tungsten	107		1.3	J	100	105	75-125		6020
Mercury	0.986		0.20	U	1.00	99	80-120		7470A

SSR = Spiked Sample Result

Calculations are performed before rounding to avoid round-off errors in calculated results.

FORM VA - IN

15-IN
ICP-MS INTERNAL STANDARDS RELATIVE INTENSITY SUMMARY
METALS

Lab Name: TestAmerica Canton Job No.: 240-48848-1

SDG No.:

ICP-MS Instrument ID: I10 Start Date: 04/06/2015 End Date: 04/06/2015

Lab Sample ID	Time	Internal Standards %RI For:									
		Element Li-6	Q	Element Sc	Q	Element Sc/1	Q	Element Sc/2	Q	Element Rh	Q
STD1 240-175354/3 IC	10:58	100		100		100		98		96	
STD2 240-175354/4 IC	11:02	99		101		101		99		94	
STD3 240-175354/5 IC	11:05	95		96		96		96		90	
STD4 240-175354/6 IC	11:09	97		95		95		92		95	
ICV 240-175354/7	11:13	95		95		95		95		91	
ICB 240-175354/8	11:17	100		94		94		97		95	
CRI 240-175354/9	11:21	101		98		98		97		97	
ICSA 240-175354/10	11:25	88		92		92		90		85	
ICSAB 240-175354/11	11:28	87		89		89		89		85	
CCV 240-175354/59	14:40	92		94		94		95		90	
CCB 240-175354/60	14:44	96		91		91		97		96	
MB 240-174785/1-A	14:48	94		91		91		91		92	
LCS 240-174785/2-A	14:51	91		89		89		89		89	
240-48848-1	14:55	91		86		86		92		77	
240-48848-1 SD	14:59	97		95		95		101		90	
240-48848-1 MS	15:06	85		86		86		88		78	
240-48848-1 MSD	15:10	87		83		83		91		75	
240-48848-2	15:14	95		89		89		100		79	
240-48848-3	15:18	98		96		96		103		84	
240-48848-4	15:21	104		99		99		110		85	
CCV 240-175354/71	15:25	105		106		106		108		101	
CCB 240-175354/72	15:29	102		99		99		105		102	
240-48848-5	15:33	97		97		97		103		83	
240-48848-6	15:37	95		98		98		100		86	
240-48848-7	15:41	98		103		103		102		88	
240-48848-8	15:44	99		97		97		104		84	
240-48848-9	15:48	96		96		96		99		83	
240-48848-10	15:52	102		104		104		107		89	
240-48848-11	15:56	106		104		104		114		89	
240-48848-12	16:00	103		97		97		110		85	
240-48848-13	16:04	99		101		101		106		88	
240-48848-14	16:08	100		101		101		107		88	
CCV 240-175354/83	16:12	104		107		107		108		101	
CCB 240-175354/84	16:15	104		97		97		106		101	
240-48848-15	16:19	101		99		99		108		85	
240-48848-16	16:23	103		100		100		111		87	
240-48848-17	16:27	102		95		95		110		83	
240-48848-18	16:31	105		103		103		114		88	
240-48848-19	16:35	105		100		100		113		86	
240-48848-20	16:39	101		102		102		108		86	
MB 240-174788/1-A	16:43	115		107		107		117		103	
LCS 240-174788/2-A	16:46	100		97		97		102		96	

FORM XV - IN

15-IN
ICP-MS INTERNAL STANDARDS RELATIVE INTENSITY SUMMARY
METALS

Lab Name: TestAmerica Canton Job No.: 240-48848-1

SDG No.:

ICP-MS Instrument ID: I10 Start Date: 04/06/2015 End Date: 04/06/2015

Lab Sample ID	Time	Internal Standards %RI For:									
		Element Li-6	Q	Element Sc	Q	Element Sc/1	Q	Element Sc/2	Q	Element Rh	Q
240-48848-21	16:50	104		99		99		111		86	
240-48848-21 SD	16:54	109		105		105		117		96	
CCV 240-175354/95	16:58	107		108		108		115		102	
CCB 240-175354/96	17:02	108		105		105		116		106	
240-48848-21 MS	17:09	96		96		96		105		86	
240-48848-21 MSD	17:13	99		94		94		107		85	
240-48848-22	17:16	99		102		102		107		88	
240-48848-23	17:20	98		99		99		105		85	
240-48848-24	17:24	99		104		104		108		89	
240-48848-25	17:28	101		97		97		106		84	
240-48848-26	17:32	101		99		99		108		83	
240-48848-27	17:36	100		100		100		108		86	
240-48848-28	17:39	104		101		101		112		86	
CCV 240-175354/107	17:43	102		100		100		109		94	
CCB 240-175354/108	17:47	103		98		98		108		102	
240-48848-29	17:51	100		96		96		110		82	
240-48848-30	17:55	97		101		101		104		87	
240-48848-31	17:59	107		102		102		118		88	
240-48848-32	18:03	110		109		109				93	
240-48848-33	18:06	109		111		111				94	
240-48848-34	18:10	108		112		112		120		95	
240-48848-35	18:14	110		112		112				96	
240-48848-36	18:18	114		115		115				98	
CCV 240-175354/119	18:29	114		116		116		122		110	
CCB 240-175354/120	18:33	115		110		110		121		113	

FORM XV - IN

15-IN
ICP-MS INTERNAL STANDARDS RELATIVE INTENSITY SUMMARY
METALS

Lab Name: TestAmerica Canton Job No.: 240-48848-1

SDG No.:

ICP-MS Instrument ID: I10 Start Date: 04/06/2015 End Date: 04/06/2015

Lab Sample ID	Time	Internal Standards %RI For:									
		Element In	Q	Element Tb	Q	Element Ho	Q	Element Bi	Q	Element	Q
STD1 240-175354/3 IC	10:58	98		99		99		97			
STD2 240-175354/4 IC	11:02	95		97		98		94			
STD3 240-175354/5 IC	11:05	91		97		97		93			
STD4 240-175354/6 IC	11:09	95		97		97		97			
ICV 240-175354/7	11:13	93		96		97		94			
ICB 240-175354/8	11:17	96		98		98		97			
CRI 240-175354/9	11:21	98		98		99		98			
ICSA 240-175354/10	11:25	89		92		94		89			
ICSAB 240-175354/11	11:28	87		93		93		90			
CCV 240-175354/59	14:40	95		99		100		98			
CCB 240-175354/60	14:44	99		102		102		102			
MB 240-174785/1-A	14:48	94		98		99		102			
LCS 240-174785/2-A	14:51	88		98		99		98			
240-48848-1	14:55	83		89		89		79			
240-48848-1 SD	14:59	95		98		100		94			
240-48848-1 MS	15:06	81		90		91		80			
240-48848-1 MSD	15:10	77		87		87		75			
240-48848-2	15:14	85		90		90		79			
240-48848-3	15:18	89		93		94		84			
240-48848-4	15:21	91		94		95		84			
CCV 240-175354/71	15:25	106		111		110		108			
CCB 240-175354/72	15:29	106		106		108		108			
240-48848-5	15:33	91		94		96		85			
240-48848-6	15:37	91		94		95		84			
240-48848-7	15:41	95		98		99		87			
240-48848-8	15:44	90		95		93		81			
240-48848-9	15:48	89		93		93		83			
240-48848-10	15:52	96		97		98		88			
240-48848-11	15:56	95		97		98		87			
240-48848-12	16:00	90		93		93		82			
240-48848-13	16:04	94		96		96		86			
240-48848-14	16:08	93		96		96		86			
CCV 240-175354/83	16:12	106		107		109		106			
CCB 240-175354/84	16:15	104		105		106		104			
240-48848-15	16:19	92		94		96		85			
240-48848-16	16:23	92		95		96		85			
240-48848-17	16:27	89		92		93		81			
240-48848-18	16:31	95		97		97		87			
240-48848-19	16:35	92		94		94		83			
240-48848-20	16:39	93		95		95		85			
MB 240-174788/1-A	16:43	104		104		105		105			
LCS 240-174788/2-A	16:46	94		103		103		100			

FORM XV - IN

15-IN
ICP-MS INTERNAL STANDARDS RELATIVE INTENSITY SUMMARY
METALS

Lab Name: TestAmerica Canton Job No.: 240-48848-1

SDG No.:

ICP-MS Instrument ID: I10 Start Date: 04/06/2015 End Date: 04/06/2015

Lab Sample ID	Time	Internal Standards %RI For:									
		Element In	Q	Element Tb	Q	Element Ho	Q	Element Bi	Q	Element	Q
240-48848-21	16:50	93		96		97		85			
240-48848-21 SD	16:54	102		103		103		97			
CCV 240-175354/95	16:58	106		108		111		105			
CCB 240-175354/96	17:02	111		110		112		110			
240-48848-21 MS	17:09	89		96		98		86			
240-48848-21 MSD	17:13	87		95		97		85			
240-48848-22	17:16	95		98		100		88			
240-48848-23	17:20	91		93		94		83			
240-48848-24	17:24	95		96		99		86			
240-48848-25	17:28	90		93		94		81			
240-48848-26	17:32	90		93		93		80			
240-48848-27	17:36	93		94		95		84			
240-48848-28	17:39	93		94		95		83			
CCV 240-175354/107	17:43	99		101		102		98			
CCB 240-175354/108	17:47	105		104		104		104			
240-48848-29	17:51	88		90		91		79			
240-48848-30	17:55	92		95		96		83			
240-48848-31	17:59	94		96		97		83			
240-48848-32	18:03	100		101		102		90			
240-48848-33	18:06	101		102		103		92			
240-48848-34	18:10	103		105		105		92			
240-48848-35	18:14	102		102		104		92			
240-48848-36	18:18	105		107		108		95			
CCV 240-175354/119	18:29	115		118		118		116			
CCB 240-175354/120	18:33	117		116		118		117			

FORM XV - IN

8-IN
ICP-AES AND ICP-MS SERIAL DILUTIONS
METALS - DISSOLVED

Lab ID: 240-48848-1

SDG No:

Lab Name: TestAmerica Canton Job No: 240-48848-1

Matrix: Water Concentration Units: ug/L

Analyte	Initial Sample Result (I)	C	Serial Dilution Result (S)	C	% Difference	Q	Method
Antimony	0.51	J	10	U	NC		6020
Arsenic	1.4	J	1.70	J	NC		6020
Barium	31		31.5		NC		6020
Beryllium	0.11	J	0.270	J	NC		6020
Cadmium	0.66	J	0.895	J	NC		6020
Chromium	1.9	J	2.26	J	NC		6020
Cobalt	1.7		1.71	J	NC		6020
Copper	3.9		10	U	NC		6020
Lead	0.20	J	5.0	U	NC		6020
Molybdenum	2.5	J	2.37	J	NC		6020
Nickel	2.4		2.95	J	NC		6020
Selenium	0.86	J	25	U	NC		6020
Silver	1.0	U	5.0	U	NC		6020
Thallium	0.15	J	10	U	NC		6020
Vanadium	0.73	J	25	U	NC		6020
Zinc	12	J	100	U	NC		6020
Calcium	70000		70000		NC		6020
Magnesium	140000		136000		0.68		6020
Tungsten	1.3	J	50	U	NC		6020

Calculations are performed before rounding to avoid round-off errors in calculated results.

FORM VIII-IN

8-IN
ICP-AES AND ICP-MS SERIAL DILUTIONS
METALS - DISSOLVED

Lab ID: 240-48848-21

SDG No:

Lab Name: TestAmerica Canton Job No: 240-48848-1

Matrix: Water Concentration Units: ug/L

Analyte	Initial Sample Result (I)	C	Serial Dilution Result (S)	C	% Difference	Q	Method
Antimony	0.50	J	10	U	NC		6020
Arsenic	1.9	J	2.47	J	NC		6020
Barium	32		31.8		NC		6020
Beryllium	0.086	J	5.0	U	NC	^	6020
Cadmium	0.68	J	0.995	J	NC		6020
Chromium	2.1		2.40	J	NC		6020
Cobalt	1.4		1.53	J	NC		6020
Copper	3.8		10	U	NC		6020
Lead	0.13	J	5.0	U	NC		6020
Molybdenum	2.4	J	1.96	J	NC		6020
Nickel	2.7		3.54	J	NC		6020
Selenium	1.0	J	1.58	J	NC		6020
Silver	1.0	U	5.0	U	NC		6020
Thallium	0.13	J	10	U	NC		6020
Vanadium	0.53	J	25	U	NC		6020
Zinc	12	J	100	U	NC		6020
Calcium	70000		68700		NC		6020
Magnesium	140000		140000		2.1		6020
Tungsten	1.2	J	50	U	NC		6020

Calculations are performed before rounding to avoid round-off errors in calculated results.

FORM VIII-IN

9-IN
DETECTION LIMITS
METALS - DISSOLVED

Lab Name: TestAmerica Canton Job Number: 240-48848-1

SDG Number:

Matrix: Water Instrument ID: I10

Method: 6020 MDL Date: 09/15/2014 17:02

Prep Method: 3005A

Analyte	Wavelength/ Mass	RL (ug/L)	MDL (ug/L)
Antimony	121.00	2	0.16
Arsenic	75.00	5	0.18
Barium	137.00	5	1.1
Beryllium	9.00	1	0.053
Cadmium	111.00	1	0.061
Chromium	52.00	2	0.2
Cobalt	59.00	1	0.021
Copper	65.00	2	0.75
Lead	208.00	1	0.11
Molybdenum	95.00	10	0.23
Nickel	60.00	2	0.23
Selenium	78.00	5	0.25
Silver	107.00	1	0.02
Thallium	205.00	2	0.074
Tungsten	182.00	10	0.5
Vanadium	51.00	5	0.23
Zinc	66.00	20	7.3

9-IN
CALIBRATION BLANK DETECTION LIMITS
METALS - DISSOLVED

Lab Name: TestAmerica Canton Job Number: 240-48848-1

SDG Number:

Matrix: Water Instrument ID: I10

Method: 6020 XMDL Date: 09/15/2014 17:03

Analyte	Wavelength/ Mass	XRL (ug/L)	XMDL (ug/L)
Antimony	121.00	2	0.16
Arsenic	75.00	5	0.18
Barium	137.00	5	1.1
Beryllium	9.00	1	0.053
Cadmium	111.00	1	0.061
Chromium	52.00	2	0.2
Cobalt	59.00	1	0.021
Copper	65.00	2	0.75
Lead	208.00	1	0.11
Molybdenum	95.00	10	0.23
Nickel	60.00	2	0.23
Selenium	78.00	5	0.25
Silver	107.00	1	0.02
Thallium	205.00	2	0.074
Tungsten	182.00	10	0.5
Vanadium	51.00	5	0.23
Zinc	66.00	20	7.3

9-IN
DETECTION LIMITS
METALS - DISSOLVED

Lab Name: TestAmerica Canton Job Number: 240-48848-1

SDG Number:

Matrix: Water Instrument ID: H1

Method: 7470A MDL Date: 12/03/2014 00:00

Prep Method: 7470A

Analyte	Wavelength/ Mass	RL (ug/L)	MDL (ug/L)
Mercury	253.7	0.2	0.09

9-IN
CALIBRATION BLANK DETECTION LIMITS
METALS - DISSOLVED

Lab Name: TestAmerica Canton Job Number: 240-48848-1

SDG Number:

Matrix: Water Instrument ID: H1

Method: 7470A XMDL Date: 09/17/2014 14:07

Analyte	Wavelength/ Mass	XRL (ug/L)	XMDL (ug/L)
Mercury	253.7	0.2	0.09

9-IN
DETECTION LIMITS
METALS - DISSOLVED

Lab Name: TestAmerica Canton Job Number: 240-48848-1

SDG Number:

Matrix: Water Instrument ID: NOEQUIP

Method: SM 2340B RL Date: 04/14/2011 14:06

Analyte	Wavelength/ Mass	RL (mg/L)	
Calcium hardness as calcium carbonate		12	
Hardness as calcium carbonate		33	
Magnesium hardness as calcium carbonate		21	

9-IN
CALIBRATION BLANK DETECTION LIMITS
METALS - DISSOLVED

Lab Name: TestAmerica Canton Job Number: 240-48848-1

SDG Number:

Matrix: Water Instrument ID: NOEQUIP

Method: SM 2340B XMDL Date: 04/14/2011 14:07

Analyte	Wavelength/ Mass	XRL (ug/L)	XMDL (ug/L)
Calcium hardness as calcium carbonate		12000	325
Hardness as calcium carbonate		33000	465
Magnesium hardness as calcium carbonate		21000	140

11-IN
LINEAR RANGES
METALS

Lab Name: TestAmerica Canton Job No: 240-48848-1

SDG No.:

Instrument ID: I10 Date: 10/20/2014 13:19

Analyte	Integ. Time (Sec.)	Concentration (ppb)	Method
Antimony		300	6020
Arsenic		10000	6020
Barium		10000	6020
Beryllium		10000	6020
Cadmium		4000	6020
Chromium		10000	6020
Cobalt		10000	6020
Copper		10000	6020
Lead		4000	6020
Molybdenum		2000	6020
Nickel		10000	6020
Selenium		10000	6020
Silver		300	6020
Thallium		5000	6020
Vanadium		10000	6020
Zinc		10000	6020
Tungsten		2500	6020

11-IN
LINEAR RANGES
METALS

Lab Name: TestAmerica Canton Job No: 240-48848-1

SDG No.:

Instrument ID: H1 Date: 12/10/2013 15:54

Analyte	Integ. Time (Sec.)	Concentration (ppb)	Method
Mercury		10	7470A

FORM XI - IN

12-IN
PREPARATION LOG
METALS

Lab Name: TestAmerica Canton Job No.: 240-48848-1

SDG No.:

Prep Method: 3005A

Lab Sample ID	Preparation Date	Prep Batch	Initial Weight	Initial Volume (mL)	Final Volume (mL)
MB 240-174785/1-A	04/02/2015 08:39	174785		50	50
LCS 240-174785/2-A	04/02/2015 08:39	174785		50	50
240-48848-1	04/02/2015 08:39	174785		50	50
240-48848-1 MS	04/02/2015 08:39	174785		50	50
240-48848-1 MSD	04/02/2015 08:39	174785		50	50
240-48848-2	04/02/2015 08:39	174785		50	50
240-48848-3	04/02/2015 08:39	174785		50	50
240-48848-4	04/02/2015 08:39	174785		50	50
240-48848-5	04/02/2015 08:39	174785		50	50
240-48848-6	04/02/2015 08:39	174785		50	50
240-48848-7	04/02/2015 08:39	174785		50	50
240-48848-8	04/02/2015 08:39	174785		50	50
240-48848-9	04/02/2015 08:39	174785		50	50
240-48848-11	04/02/2015 08:39	174785		50	50
240-48848-10	04/02/2015 08:39	174785		50	50
240-48848-12	04/02/2015 08:39	174785		50	50
240-48848-13	04/02/2015 08:39	174785		50	50
240-48848-14	04/02/2015 08:39	174785		50	50
240-48848-15	04/02/2015 08:39	174785		50	50
240-48848-16	04/02/2015 08:39	174785		50	50
240-48848-17	04/02/2015 08:39	174785		50	50
240-48848-18	04/02/2015 08:39	174785		50	50
240-48848-19	04/02/2015 08:39	174785		50	50
240-48848-20	04/02/2015 08:39	174785		50	50

12-IN
PREPARATION LOG
METALS

Lab Name: TestAmerica Canton Job No.: 240-48848-1

SDG No.:

Prep Method: 3005A

Lab Sample ID	Preparation Date	Prep Batch	Initial Weight	Initial Volume (mL)	Final Volume (mL)
MB 240-174788/1-A	04/02/2015 08:46	174788		50	50
LCS 240-174788/2-A	04/02/2015 08:46	174788		50	50
240-48848-21	04/02/2015 08:46	174788		50	50
240-48848-21 MS	04/02/2015 08:46	174788		50	50
240-48848-21 MSD	04/02/2015 08:46	174788		50	50
240-48848-22	04/02/2015 08:46	174788		50	50
240-48848-23	04/02/2015 08:46	174788		50	50
240-48848-24	04/02/2015 08:46	174788		50	50
240-48848-25	04/02/2015 08:46	174788		50	50
240-48848-26	04/02/2015 08:46	174788		50	50
240-48848-27	04/02/2015 08:46	174788		50	50
240-48848-28	04/02/2015 08:46	174788		50	50
240-48848-29	04/02/2015 08:46	174788		50	50
240-48848-30	04/02/2015 08:46	174788		50	50
240-48848-31	04/02/2015 08:46	174788		50	50
240-48848-32	04/02/2015 08:46	174788		50	50
240-48848-33	04/02/2015 08:46	174788		50	50
240-48848-34	04/02/2015 08:46	174788		50	50
240-48848-35	04/02/2015 08:46	174788		50	50
240-48848-36	04/02/2015 08:46	174788		50	50

12-IN
PREPARATION LOG
METALS

Lab Name: TestAmerica Canton Job No.: 240-48848-1

SDG No.:

Prep Method: 7470A

Lab Sample ID	Preparation Date	Prep Batch	Initial Weight	Initial Volume (mL)	Final Volume (mL)
MB 240-174787/1-A	04/02/2015 14:00	174787		50	50
LCS 240-174787/2-A	04/02/2015 14:00	174787		50	50
240-48848-1	04/02/2015 14:00	174787		50	50
240-48848-1 MS	04/02/2015 14:00	174787		50	50
240-48848-1 MSD	04/02/2015 14:00	174787		50	50
240-48848-2	04/02/2015 14:00	174787		50	50
240-48848-3	04/02/2015 14:00	174787		50	50
240-48848-4	04/02/2015 14:00	174787		50	50
240-48848-5	04/02/2015 14:00	174787		50	50
240-48848-6	04/02/2015 14:00	174787		50	50
240-48848-7	04/02/2015 14:00	174787		50	50
240-48848-8	04/02/2015 14:00	174787		50	50
240-48848-9	04/02/2015 14:00	174787		50	50
240-48848-11	04/02/2015 14:00	174787		50	50
240-48848-10	04/02/2015 14:00	174787		50	50
240-48848-12	04/02/2015 14:00	174787		50	50
240-48848-13	04/02/2015 14:00	174787		50	50
240-48848-14	04/02/2015 14:00	174787		50	50
240-48848-15	04/02/2015 14:00	174787		50	50
240-48848-16	04/02/2015 14:00	174787		50	50
240-48848-17	04/02/2015 14:00	174787		50	50
240-48848-18	04/02/2015 14:00	174787		50	50
240-48848-19	04/02/2015 14:00	174787		50	50
240-48848-20	04/02/2015 14:00	174787		50	50

FORM XII-IN

12-IN
PREPARATION LOG
METALS

Lab Name: TestAmerica Canton Job No.: 240-48848-1

SDG No.:

Prep Method: 7470A

Lab Sample ID	Preparation Date	Prep Batch	Initial Weight	Initial Volume (mL)	Final Volume (mL)
MB 240-174790/1-A	04/02/2015 14:00	174790		50	50
LCS 240-174790/2-A	04/02/2015 14:00	174790		50	50
240-48848-21	04/02/2015 14:00	174790		50	50
240-48848-21 MS	04/02/2015 14:00	174790		50	50
240-48848-21 MSD	04/02/2015 14:00	174790		50	50
240-48848-22	04/02/2015 14:00	174790		50	50
240-48848-23	04/02/2015 14:00	174790		50	50
240-48848-24	04/02/2015 14:00	174790		50	50
240-48848-25	04/02/2015 14:00	174790		50	50
240-48848-26	04/02/2015 14:00	174790		50	50
240-48848-27	04/02/2015 14:00	174790		50	50
240-48848-28	04/02/2015 14:00	174790		50	50
240-48848-29	04/02/2015 14:00	174790		50	50
240-48848-30	04/02/2015 14:00	174790		50	50
240-48848-31	04/02/2015 14:00	174790		50	50
240-48848-32	04/02/2015 14:00	174790		50	50
240-48848-33	04/02/2015 14:00	174790		50	50
240-48848-34	04/02/2015 14:00	174790		50	50
240-48848-35	04/02/2015 14:00	174790		50	50
240-48848-36	04/02/2015 14:00	174790		50	50

13-IN
ANALYSIS RUN LOG
METALS

Lab Name: TestAmerica Canton Job No.: 240-48848-1

SDG No.:

Instrument ID: I10 Analysis Method: 6020

Start Date: 04/06/2015 10:50 End Date: 04/06/2015 23:58

Lab Sample Id	D/F	Type	Time	Analytes																								
				Ag	As	Ba	Be	Ca	Cd	Co	Cr	Cu	Mg	Mo	Ni	Pb	Sb	Se	Tl	V	W	Zn						
ZZZZZZ			10:50																									
ICIS 240-175354/2			10:54	X	X	X	X	X	X	X	X	X	X	X	X	X	X	X	X	X	X	X						
STD1 240-175354/3 IC	1		10:58	X	X	X	X	X	X	X	X	X	X	X	X	X	X	X	X	X	X	X						
STD2 240-175354/4 IC	1		11:02	X	X	X	X	X	X	X	X	X	X	X	X	X	X	X	X	X	X	X						
STD3 240-175354/5 IC	1		11:05	X	X	X	X	X	X	X	X	X	X	X	X	X	X	X	X	X	X	X						
STD4 240-175354/6 IC	1		11:09	X	X	X	X	X	X	X	X	X	X	X	X	X	X	X	X	X	X	X						
ICV 240-175354/7	1		11:13	X	X	X	X	X	X	X	X	X	X	X	X	X	X	X	X	X	X	X						
ICB 240-175354/8	1		11:17	X	X	X	X		X	X	X	X		X	X	X	X	X	X	X	X	X						
CRI 240-175354/9	1		11:21	X	X	X	X	X	X	X	X	X	X	X	X	X	X	X	X	X	X	X						
ICSA 240-175354/10	1		11:25	X	X	X	X	X	X	X	X	X	X	X	X	X	X	X	X	X	X	X						
ICSAB 240-175354/11	1		11:28	X	X	X	X	X	X	X	X	X	X	X	X	X	X	X	X	X	X	X						
CCV 240-175354/12			11:32																									
CCB 240-175354/13			11:36																									
ZZZZZZ			11:42																									
ZZZZZZ			11:45																									
ZZZZZZ			11:49																									
ZZZZZZ			11:57																									
ZZZZZZ			12:01																									
ZZZZZZ			12:04																									
ZZZZZZ			12:13																									
ZZZZZZ			12:16																									
ZZZZZZ			12:20																									
ZZZZZZ			12:24																									
CCV 240-175354/24			12:27																									
CCB 240-175354/25			12:31																									
ZZZZZZ			12:35																									
ZZZZZZ			12:39																									
ZZZZZZ			12:43																									
ZZZZZZ			12:46																									
ZZZZZZ			12:50																									
ZZZZZZ			12:54																									
ZZZZZZ			12:58																									
ZZZZZZ			13:02																									
ZZZZZZ			13:06																									
ZZZZZZ			13:09																									
CCV 240-175354/36			13:13																									
CCB 240-175354/37			13:17																									
ZZZZZZ			13:21																									
ZZZZZZ			13:25																									
ZZZZZZ			13:28																									
ZZZZZZ			13:32																									
ZZZZZZ			13:36																									

FORM XIII-IN

13-IN
ANALYSIS RUN LOG
METALS

Lab Name: TestAmerica Canton Job No.: 240-48848-1

SDG No.:

Instrument ID: I10 Analysis Method: 6020

Start Date: 04/06/2015 10:50 End Date: 04/06/2015 23:58

Lab Sample Id	D/F	Type	Time	Analytes																							
				Ag	As	Ba	Be	Ca	Cd	Co	Cr	Cu	Mg	Mo	Ni	Pb	Sb	Se	Tl	V	W	Zn						
ZZZZZZ			13:40																									
CCV 240-175354/44			13:44																									
CCB 240-175354/45			13:47																									
CRI 240-175354/46			13:51																									
ZZZZZZ			13:55																									
ZZZZZZ			13:59																									
ZZZZZZ			14:02																									
ZZZZZZ			14:06																									
ZZZZZZ			14:10																									
ZZZZZZ			14:14																									
ZZZZZZ			14:17																									
ZZZZZZ			14:21																									
ZZZZZZ			14:24																									
CCV 240-175354/56			14:28																									
CCB 240-175354/57			14:32																									
ZZZZZZ			14:36																									
CCV 240-175354/59	1		14:40	X	X	X	X	X	X	X	X	X	X	X	X	X	X	X	X	X	X	X						
CCB 240-175354/60	1		14:44	X	X	X	X		X	X	X	X		X	X	X	X	X	X	X	X	X						
MB 240-174785/1-A	1	R	14:48	X	X	X	X		X	X	X	X		X	X	X	X	X	X	X	X	X						
LCS 240-174785/2-A	1	R	14:51	X	X	X	X	X	X	X	X	X	X	X	X	X	X	X	X	X	X	X						
240-48848-1	1	D	14:55	X	X	X	X		X	X	X	X		X	X	X	X	X	X	X	X	X						
240-48848-1 SD	5	D	14:59	X	X	X	X		X	X	X	X		X	X	X	X	X	X	X	X	X						
ZZZZZZ			15:03																									
240-48848-1 MS	1	D	15:06	X	X	X	X	X	X	X	X	X	X	X	X	X	X	X	X	X	X	X						
240-48848-1 MSD	1	D	15:10	X	X	X	X	X	X	X	X	X	X	X	X	X	X	X	X	X	X	X						
240-48848-2	1	D	15:14	X	X	X	X		X	X	X	X		X	X	X	X	X	X	X	X	X						
240-48848-3	1	D	15:18	X	X	X	X		X	X	X	X		X	X	X	X	X	X	X	X	X						
240-48848-4	1	D	15:21	X	X	X	X		X	X	X	X		X	X	X	X	X	X	X	X	X						
CCV 240-175354/71	1		15:25	X	X	X	X	X	X	X	X	X	X	X	X	X	X	X	X	X	X	X						
CCB 240-175354/72	1		15:29	X	X	X	X		X	X	X	X		X	X	X	X	X	X	X	X	X						
240-48848-5	1	D	15:33	X	X	X	X		X	X	X	X		X	X	X	X	X	X	X	X	X						
240-48848-6	1	D	15:37	X	X	X	X		X	X	X	X		X	X	X	X	X	X	X	X	X						
240-48848-7	1	D	15:41	X	X	X	X		X	X	X	X		X	X	X	X	X	X	X	X	X						
240-48848-8	1	D	15:44	X	X	X	X		X	X	X	X		X	X	X	X	X	X	X	X	X						
240-48848-9	1	D	15:48	X	X	X	X		X	X	X	X		X	X	X	X	X	X	X	X	X						
240-48848-10	1	D	15:52	X	X	X	X		X	X	X	X		X	X	X	X	X	X	X	X	X						
240-48848-11	1	D	15:56	X	X	X	X		X	X	X	X		X	X	X	X	X	X	X	X	X						
240-48848-12	1	D	16:00	X	X	X	X		X	X	X	X		X	X	X	X	X	X	X	X	X						
240-48848-13	1	D	16:04	X	X	X	X		X	X	X	X		X	X	X	X	X	X	X	X	X						
240-48848-14	1	D	16:08	X	X	X	X		X	X	X	X		X	X	X	X	X	X	X	X	X						
CCV 240-175354/83	1		16:12	X	X	X	X	X	X	X	X	X	X	X	X	X	X	X	X	X	X	X						
CCB 240-175354/84	1		16:15	X	X	X	X		X	X	X	X		X	X	X	X	X	X	X	X	X						

FORM XIII-IN

13-IN
ANALYSIS RUN LOG
METALS

Lab Name: TestAmerica Canton Job No.: 240-48848-1

SDG No.:

Instrument ID: I10 Analysis Method: 6020

Start Date: 04/06/2015 10:50 End Date: 04/06/2015 23:58

Lab Sample Id	D/F	Type	Time	Analytes																								
				Ag	As	Ba	Be	Ca	Cd	Co	Cr	Cu	Mg	Mo	Ni	Pb	Sb	Se	Tl	V	W	Zn						
240-48848-15	1	D	16:19	X	X	X	X		X	X	X	X		X	X	X	X	X	X	X	X	X						
240-48848-16	1	D	16:23	X	X	X	X		X	X	X	X		X	X	X	X	X	X	X	X	X						
240-48848-17	1	D	16:27	X	X	X	X		X	X	X	X		X	X	X	X	X	X	X	X	X						
240-48848-18	1	D	16:31	X	X	X	X		X	X	X	X		X	X	X	X	X	X	X	X	X						
240-48848-19	1	D	16:35	X	X	X	X		X	X	X	X		X	X	X	X	X	X	X	X	X						
240-48848-20	1	D	16:39	X	X	X	X		X	X	X	X		X	X	X	X	X	X	X	X	X						
MB 240-174788/1-A	1	R	16:43	X	X	X	X		X	X	X	X		X	X	X	X	X	X	X	X	X						
LCS 240-174788/2-A	1	R	16:46	X	X	X	X	X	X	X	X	X	X	X	X	X	X	X	X	X	X	X						
240-48848-21	1	D	16:50	X	X	X	X		X	X	X	X		X	X	X	X	X	X	X	X	X						
240-48848-21 SD	5	D	16:54	X	X	X	X		X	X	X	X		X	X	X	X	X	X	X	X	X						
CCV 240-175354/95	1		16:58	X	X	X	X	X	X	X	X	X	X	X	X	X	X	X	X	X	X	X						
CCB 240-175354/96	1		17:02	X	X	X	X		X	X	X	X		X	X	X	X	X	X	X	X	X						
ZZZZZZ			17:05																									
240-48848-21 MS	1	D	17:09	X	X	X	X	X	X	X	X	X	X	X	X	X	X	X	X	X	X	X						
240-48848-21 MSD	1	D	17:13	X	X	X	X	X	X	X	X	X	X	X	X	X	X	X	X	X	X	X						
240-48848-22	1	D	17:16	X	X	X	X		X	X	X	X		X	X	X	X	X	X	X	X	X						
240-48848-23	1	D	17:20	X	X	X	X		X	X	X	X		X	X	X	X	X	X	X	X	X						
240-48848-24	1	D	17:24	X	X	X	X		X	X	X	X		X	X	X	X	X	X	X	X	X						
240-48848-25	1	D	17:28	X	X	X	X		X	X	X	X		X	X	X	X	X	X	X	X	X						
240-48848-26	1	D	17:32	X	X	X	X		X	X	X	X		X	X	X	X	X	X	X	X	X						
240-48848-27	1	D	17:36	X	X	X	X		X	X	X	X		X	X	X	X	X	X	X	X	X						
240-48848-28	1	D	17:39	X	X	X	X		X	X	X	X		X	X	X	X	X	X	X	X	X						
CCV 240-175354/107	1		17:43	X	X	X	X	X	X	X	X	X	X	X	X	X	X	X	X	X	X	X						
CCB 240-175354/108	1		17:47	X	X	X	X		X	X	X	X		X	X	X	X	X	X	X	X	X						
240-48848-29	1	D	17:51	X	X	X	X		X	X	X	X		X	X	X	X	X	X	X	X	X						
240-48848-30	1	D	17:55	X	X	X	X		X	X	X	X		X	X	X	X	X	X	X	X	X						
240-48848-31	1	D	17:59	X	X	X	X		X	X	X	X		X	X	X	X	X	X	X	X	X						
240-48848-32	1	D	18:03	X	X	X	X		X	X	X	X		X	X	X	X	X	X	X	X	X						
240-48848-33	1	D	18:06	X	X	X	X		X	X	X	X		X	X	X	X	X	X	X	X	X						
240-48848-34	1	D	18:10	X	X	X	X		X	X	X	X		X	X	X	X	X	X	X	X	X						
240-48848-35	1	D	18:14	X	X	X	X		X	X	X	X		X	X	X	X	X	X	X	X	X						
240-48848-36	1	D	18:18	X	X	X	X		X	X	X	X		X	X	X	X	X	X	X	X	X						
ZZZZZZ			18:22																									
ZZZZZZ			18:26																									
CCV 240-175354/119	1		18:29	X	X	X	X	X	X	X	X	X	X	X	X	X	X	X	X	X	X	X						
CCB 240-175354/120	1		18:33	X	X	X	X		X	X	X	X		X	X	X	X	X	X	X	X	X						
ZZZZZZ			18:37																									
ZZZZZZ			18:41																									
ZZZZZZ			18:45																									
ZZZZZZ			18:48																									
ZZZZZZ			18:52																									
ZZZZZZ			18:55																									

FORM XIII-IN

13-IN
ANALYSIS RUN LOG
METALS

Lab Name: TestAmerica Canton Job No.: 240-48848-1

SDG No.:

Instrument ID: I10 Analysis Method: 6020

Start Date: 04/06/2015 10:50 End Date: 04/06/2015 23:58

Lab Sample Id	D/F	Type	Time	Analytes																								
				Ag	As	Ba	Be	Ca	Cd	Co	Cr	Cu	Mg	Mo	Ni	Pb	Sb	Se	Tl	V	W	Zn						
ZZZZZZ			18:59																									
ZZZZZZ			19:03																									
ZZZZZZ			19:06																									
ZZZZZZ			19:10																									
CCV 240-175354/131			19:14																									
CCB 240-175354/132			19:18																									
ZZZZZZ			19:21																									
ZZZZZZ			19:25																									
ZZZZZZ			19:29																									
ZZZZZZ			19:33																									
ZZZZZZ			19:37																									
ZZZZZZ			19:40																									
ZZZZZZ			19:44																									
ZZZZZZ			19:48																									
ZZZZZZ			19:52																									
ZZZZZZ			19:56																									
CCV 240-175354/143			20:00																									
CCB 240-175354/144			20:03																									
ZZZZZZ			20:07																									
ZZZZZZ			20:11																									
ZZZZZZ			20:15																									
ZZZZZZ			20:19																									
ZZZZZZ			20:22																									
ZZZZZZ			20:26																									
ZZZZZZ			20:30																									
ZZZZZZ			20:34																									
ZZZZZZ			20:38																									
ZZZZZZ			20:41																									
CCV 240-175354/155			20:45																									
CCB 240-175354/156			20:49																									
ZZZZZZ			20:53																									
ZZZZZZ			20:57																									
ZZZZZZ			21:00																									
ZZZZZZ			21:04																									
ZZZZZZ			21:08																									
ZZZZZZ			21:12																									
ZZZZZZ			21:15																									
ZZZZZZ			21:19																									
ZZZZZZ			21:23																									
ZZZZZZ			21:27																									
CCV 240-175354/167			21:31																									
CCB 240-175354/168			21:35																									

FORM XIII-IN

13-IN
ANALYSIS RUN LOG
METALS

Lab Name: TestAmerica Canton Job No.: 240-48848-1

SDG No.:

Instrument ID: I10 Analysis Method: 6020

Start Date: 04/06/2015 10:50 End Date: 04/06/2015 23:58

Lab Sample Id	D/F	Type	Time	Analytes																								
				Ag	As	Ba	Be	Ca	Cd	Co	Cr	Cu	Mg	Mo	Ni	Pb	Sb	Se	Tl	V	W	Zn						
ZZZZZZ			21:38																									
ZZZZZZ			21:42																									
ZZZZZZ			21:46																									
ZZZZZZ			21:50																									
ZZZZZZ			21:54																									
ZZZZZZ			21:57																									
ZZZZZZ			22:01																									
ZZZZZZ			22:05																									
ZZZZZZ			22:09																									
ZZZZZZ			22:13																									
CCV 240-175354/179			22:16																									
CCB 240-175354/180			22:20																									
ZZZZZZ			22:24																									
ZZZZZZ			22:28																									
ZZZZZZ			22:32																									
ZZZZZZ			22:35																									
ZZZZZZ			22:39																									
ZZZZZZ			22:42																									
ZZZZZZ			22:46																									
ZZZZZZ			22:50																									
ZZZZZZ			22:54																									
ZZZZZZ			22:57																									
CCV 240-175354/191			23:01																									
CCB 240-175354/192			23:05																									
ZZZZZZ			23:09																									
ZZZZZZ			23:13																									
ZZZZZZ			23:16																									
ZZZZZZ			23:20																									
ZZZZZZ			23:24																									
ZZZZZZ			23:28																									
ZZZZZZ			23:31																									
ZZZZZZ			23:35																									
ZZZZZZ			23:39																									
ZZZZZZ			23:43																									
CCV 240-175354/203			23:47																									
CCB 240-175354/204			23:50																									
CCV 240-175354/205			23:54																									
CCB 240-175354/206			23:58																									

Prep Types:
D = Dissolved
R = Total Recoverable

FORM XIII-IN

13-IN
ANALYSIS RUN LOG
METALS

Lab Name: TestAmerica Canton Job No.: 240-48848-1

SDG No.:

Instrument ID: H1 Analysis Method: 7470A

Start Date: 04/06/2015 11:49 End Date: 04/06/2015 17:00

Lab Sample Id	D/F	Type	Time	Analytes																							
				Hg																							
IC 240-175202/1-A			11:49	X																							
IC 240-175202/2-A			11:51	X																							
IC 240-175202/3-A			11:52	X																							
IC 240-175202/4-A			11:54	X																							
IC 240-175202/5-A			11:55	X																							
IC 240-175202/6-A			11:57	X																							
ICV 240-175202/7-A	1		12:00	X																							
ICB 240-175202/8-A	1		12:02	X																							
CRA 240-175202/9-A	1		12:03	X																							
CCV 240-175202/10-A			12:07																								
CCB 240-175202/11-A			12:09																								
ZZZZZZ			12:10																								
ZZZZZZ			12:12																								
ZZZZZZ			12:13																								
ZZZZZZ			12:15																								
ZZZZZZ			12:16																								
ZZZZZZ			12:18																								
ZZZZZZ			12:20																								
ZZZZZZ			12:21																								
ZZZZZZ			12:23																								
ZZZZZZ			12:24																								
CCV 240-175202/10-A			12:26																								
CCB 240-175202/11-A			12:28																								
ZZZZZZ			12:29																								
ZZZZZZ			12:30																								
ZZZZZZ			12:32																								
ZZZZZZ			12:34																								
CCV 240-175202/10-A			12:36																								
CCB 240-175202/11-A			12:38																								
CCV 240-175202/10-A			13:09																								
CCB 240-175202/11-A			13:11																								
ZZZZZZ			13:12																								
ZZZZZZ			13:14																								
ZZZZZZ			13:15																								
ZZZZZZ			13:17																								
ZZZZZZ			13:19																								
ZZZZZZ			13:20																								
ZZZZZZ			13:22																								
ZZZZZZ			13:23																								
ZZZZZZ			13:25																								
ZZZZZZ			13:26																								
CCV 240-175202/10-A			13:28																								

FORM XIII-IN

13-IN
ANALYSIS RUN LOG
METALS

Lab Name: TestAmerica Canton Job No.: 240-48848-1

SDG No.:

Instrument ID: H1 Analysis Method: 7470A

Start Date: 04/06/2015 11:49 End Date: 04/06/2015 17:00

Lab Sample Id	D/F	Type	Time	Analytes																							
				Hg																							
CCB 240-175202/11-A			13:30																								
ZZZZZZ			13:32																								
ZZZZZZ			13:34																								
ZZZZZZ			13:37																								
ZZZZZZ			13:38																								
ZZZZZZ			13:40																								
ZZZZZZ			13:42																								
ZZZZZZ			13:43																								
ZZZZZZ			13:45																								
ZZZZZZ			13:47																								
ZZZZZZ			13:48																								
CCV 240-175202/10-A			13:51																								
CCB 240-175202/11-A			13:52																								
ZZZZZZ			13:54																								
ZZZZZZ			13:56																								
ZZZZZZ			13:58																								
ZZZZZZ			13:59																								
ZZZZZZ			14:01																								
ZZZZZZ			14:02																								
CCV 240-175202/10-A			14:04																								
CCB 240-175202/11-A			14:06																								
CCV 240-175202/10-A			14:16																								
CCB 240-175202/11-A			14:17																								
ZZZZZZ			14:18																								
ZZZZZZ			14:20																								
ZZZZZZ			14:21																								
ZZZZZZ			14:23																								
ZZZZZZ			14:25																								
ZZZZZZ			14:27																								
ZZZZZZ			14:29																								
ZZZZZZ			14:31																								
ZZZZZZ			14:34																								
ZZZZZZ			14:35																								
CCV 240-175202/10-A			14:37																								
CCB 240-175202/11-A			14:39																								
ZZZZZZ			14:40																								
ZZZZZZ			14:42																								
ZZZZZZ			14:44																								
ZZZZZZ			14:45																								
ZZZZZZ			14:47																								
ZZZZZZ			14:48																								
ZZZZZZ			14:50																								

FORM XIII-IN

13-IN
ANALYSIS RUN LOG
METALS

Lab Name: TestAmerica Canton Job No.: 240-48848-1

SDG No.:

Instrument ID: H1 Analysis Method: 7470A

Start Date: 04/06/2015 11:49 End Date: 04/06/2015 17:00

Lab Sample Id	D/F	Type	Time	Analytes																							
				Hg																							
ZZZZZZ			14:51																								
ZZZZZZ			14:53																								
ZZZZZZ			14:55																								
CCV 240-175202/10-A			14:56																								
CCB 240-175202/11-A			14:58																								
ZZZZZZ			14:59																								
ZZZZZZ			15:01																								
ZZZZZZ			15:02																								
ZZZZZZ			15:04																								
ZZZZZZ			15:05																								
ZZZZZZ			15:06																								
ZZZZZZ			15:08																								
ZZZZZZ			15:10																								
ZZZZZZ			15:11																								
ZZZZZZ			15:13																								
CCV 240-175202/10-A	1		15:14	X																							
CCB 240-175202/11-A	1		15:16	X																							
ZZZZZZ			15:17																								
ZZZZZZ			15:19																								
ZZZZZZ			15:20																								
ZZZZZZ			15:22																								
ZZZZZZ			15:24																								
ZZZZZZ			15:25																								
ZZZZZZ			15:27																								
ZZZZZZ			15:28																								
MB 240-174790/1-A	1	T	15:29	X																							
LCS 240-174790/2-A	1	T	15:31	X																							
CCV 240-175202/10-A	1		15:33	X																							
CCB 240-175202/11-A	1		15:34	X																							
240-48848-21	1	D	15:36	X																							
240-48848-21 MS	1	D	15:37	X																							
240-48848-21 MSD	1	D	15:39	X																							
240-48848-22	1	D	15:40	X																							
240-48848-23	1	D	15:43	X																							
240-48848-24	1	D	15:45	X																							
240-48848-25	1	D	15:47	X																							
240-48848-26	1	D	15:49	X																							
240-48848-27	1	D	15:51	X																							
240-48848-28	1	D	15:52	X																							
CCV 240-175202/10-A	1		15:54	X																							
CCB 240-175202/11-A	1		15:55	X																							
240-48848-29	1	D	15:57	X																							

FORM XIII-IN

13-IN
ANALYSIS RUN LOG
METALS

Lab Name: TestAmerica Canton Job No.: 240-48848-1

SDG No.:

Instrument ID: H1 Analysis Method: 7470A

Start Date: 04/06/2015 11:49 End Date: 04/06/2015 17:00

Lab Sample Id	D/F	Type	Time	Analytes																							
				Hg																							
240-48848-30	1	D	15:58	X																							
240-48848-31	1	D	16:00	X																							
240-48848-32	1	D	16:02	X																							
240-48848-33	1	D	16:03	X																							
240-48848-34	1	D	16:05	X																							
240-48848-35	1	D	16:06	X																							
240-48848-36	1	D	16:08	X																							
MB 240-174787/1-A	1	T	16:10	X																							
LCS 240-174787/2-A	1	T	16:11	X																							
CCV 240-175202/10-A	1		16:13	X																							
CCB 240-175202/11-A	1		16:15	X																							
240-48848-1	1	D	16:16	X																							
240-48848-1 MS	1	D	16:18	X																							
240-48848-1 MSD	1	D	16:19	X																							
240-48848-2	1	D	16:21	X																							
240-48848-3	1	D	16:22	X																							
240-48848-4	1	D	16:24	X																							
240-48848-5	1	D	16:26	X																							
240-48848-6	1	D	16:28	X																							
240-48848-7	1	D	16:29	X																							
240-48848-8	1	D	16:30	X																							
CCV 240-175202/10-A	1		16:32	X																							
CCB 240-175202/11-A	1		16:33	X																							
240-48848-9	1	D	16:35	X																							
240-48848-11	1	D	16:37	X																							
240-48848-10	1	D	16:39	X																							
240-48848-12	1	D	16:40	X																							
240-48848-13	1	D	16:42	X																							
240-48848-14	1	D	16:44	X																							
240-48848-15	1	D	16:45	X																							
240-48848-16	1	D	16:47	X																							
240-48848-17	1	D	16:49	X																							
240-48848-18	1	D	16:50	X																							
CCV 240-175202/10-A	1		16:52	X																							
CCB 240-175202/11-A	1		16:54	X																							
240-48848-19	1	D	16:55	X																							
240-48848-20	1	D	16:57	X																							
CCV 240-175202/10-A	1		16:58	X																							
CCB 240-175202/11-A	1		17:00	X																							

FORM XIII-IN

13-IN
ANALYSIS RUN LOG
METALS

Lab Name: TestAmerica Canton Job No.: 240-48848-1

SDG No.:

Instrument ID: H1 Analysis Method: 7470A

Start Date: 04/06/2015 11:49 End Date: 04/06/2015 17:00

Lab Sample Id	D/F	Type	Time	Analytes																							
				Hg																							

Prep Types:
D = Dissolved
T = Total/NA

FORM XIII-IN

13-IN
ANALYSIS RUN LOG
METALS

Lab Name: TestAmerica Canton Job No.: 240-48848-1

SDG No.:

Instrument ID: NOEQUIP Analysis Method: SM 2340B

Start Date: 04/08/2015 12:35 End Date: 04/08/2015 12:37

Lab Sample Id	D/F	Type	Time	Analytes																								
				CaCO3	HardCC	MgHARD																						
ZZZZZZ			12:35																									
ZZZZZZ			12:35																									
ZZZZZZ			12:35																									
240-48848-1	1	D	12:35	X	X	X																						
240-48848-2	1	D	12:35	X	X	X																						
240-48848-3	1	D	12:35	X	X	X																						
240-48848-4	1	D	12:35	X	X	X																						
240-48848-5	1	D	12:35	X	X	X																						
240-48848-6	1	D	12:35	X	X	X																						
ZZZZZZ			12:35																									
240-48848-7	1	D	12:35	X	X	X																						
240-48848-8	1	D	12:35	X	X	X																						
240-48848-9	1	D	12:35	X	X	X																						
240-48848-10	1	D	12:35	X	X	X																						
240-48848-11	1	D	12:35	X	X	X																						
240-48848-12	1	D	12:35	X	X	X																						
240-48848-13	1	D	12:35	X	X	X																						
240-48848-14	1	D	12:35	X	X	X																						
240-48848-15	1	D	12:35	X	X	X																						
240-48848-16	1	D	12:35	X	X	X																						
240-48848-17	1	D	12:35	X	X	X																						
240-48848-18	1	D	12:35	X	X	X																						
240-48848-19	1	D	12:35	X	X	X																						
240-48848-20	1	D	12:35	X	X	X																						
240-48848-21	1	D	12:35	X	X	X																						
240-48848-22	1	D	12:35	X	X	X																						
240-48848-23	1	D	12:35	X	X	X																						
240-48848-24	1	D	12:35	X	X	X																						
240-48848-25	1	D	12:35	X	X	X																						
240-48848-26	1	D	12:35	X	X	X																						
240-48848-27	1	D	12:35	X	X	X																						
240-48848-28	1	D	12:35	X	X	X																						
240-48848-29	1	D	12:35	X	X	X																						
240-48848-30	1	D	12:35	X	X	X																						
240-48848-31	1	D	12:35	X	X	X																						
240-48848-32	1	D	12:35	X	X	X																						
240-48848-33	1	D	12:35	X	X	X																						
240-48848-34	1	D	12:35	X	X	X																						

FORM XIII-IN

13-IN
ANALYSIS RUN LOG
METALS

Lab Name: TestAmerica Canton Job No.: 240-48848-1

SDG No.:

Instrument ID: NOEQUIP Analysis Method: SM 2340B

Start Date: 04/08/2015 12:35 End Date: 04/08/2015 12:37

Lab Sample Id	D/F	Type	Time	Analytes																								
				CaCO3	HardCC	MgHARD																						
240-48848-35	1	D	12:35	X	X	X																						
240-48848-36	1	D	12:37	X	X	X																						

Prep Types:
D = Dissolved

FORM XIII-IN

Sample Report

MSA-SW37A-033115
Barium result: 31 ug/L

Sample Table

Sample Name	240-48848-d-1-a
Data File Name	063SMPL.d
Data Path Name	D:\Analytical Runs\I10040615C.b
Acq Date Time	2015-04-06T14:55:29-04:00
Sample Type	Sample
Dilution	1
Comment	
ISTD Ref FileName	002CALB.d
Sample QC Pass/Fail	Fail
ISTD Pass/Fail	Pass

QC Analyte Table

Name	Mass	ISTD Mass	Tune Step	Tune Mode	Conc	FinalConc	Conc %RSD	CPS	%RSD	LDR	QC Flag
Be	9	6	2	NoGas	0.107	0.107	11.16	1007	0.01	10000	
B	11	45	2	NoGas	541.311	541.311	1.11	2979354	0.02	300	>LDR
Na	23	45	1	He	1069021.148	1069021.148	2.68	2208805897	0.05	500000	>LDR
Mg	24	45	1	He	136897.763	136897.763	2.57	157832542	0.09	500000	
Al	27	45	1	He	23.723	23.723	2.46	15032	0.16	200000	
K	39	45	1	He	41733.515	41733.515	2.38	40994485	0.10	500000	
Ca	44	45	1	He	70141.112	70141.112	2.23	3466196	2.02	500000	
Ti	47	45	1	He	0.547	0.547	26.11	173	0.32	2500	
V	51	45	1	He	0.725	0.725	28.33	4624	0.02	10000	
Cr	52	45	1	He	1.878	1.878	4.98	20785	0.01	10000	
Mn	55	45	1	He	106.301	106.301	2.28	657809	0.02	10000	
Fe	56	45	1	He	79.527	79.527	1.07	627120	0.01	200000	
Co	59	45	1	He	1.668	1.668	1.52	19920	0.01	10000	
Ni	60	45	1	He	2.394	2.394	2.32	7515	0.03	10000	
Cu	63	45	1	He	3.866	3.866	2.18	39226	0.01	10000	
Zn	66	45	1	He	11.563	11.563	3.22	19007	0.06	10000	
As	75	115	1	He	1.429	1.429	1.89	1775	0.08	10000	
Se	78	115	1	He	0.860	0.860	13.53	125	0.69	10000	
Sr	88	45	1	He	930.825	930.825	2.26	5921390	0.02	10000	
Mo	95	103	1	He	2.506	2.506	3.39	7859	0.03	2000	
Ag	107	103	1	He	-0.006	-0.006	-13.07	121	0.00	300	
Cd	111	115	1	He	0.656	0.656	10.34	2125	0.03	4000	
Sn	118	115	1	He	2.338	2.338	5.42	10404	0.02	2000	
Sb	123	115	1	He	0.506	0.506	8.40	2155	0.02	300	
Ba	137	115	1	He	31.004	31.004	1.84	54651	0.06	10000	
W	182	159	1	He	1.280	1.280	20.40	15360	0.01	2500	
Tl	205	165	1	He	0.153	0.153	24.99	3627	0.00	5000	
Pb	208	165	1	He	0.200	0.200	13.20	7018	0.00	4000	

QC ISTD Table

Name	Mass	Tune Step	Tune Mode	CPS	%RSD	Ref CPS	%Rec	%QC Low	%QC High	QC Flag
Li	6	2	NoGas	2939685	1.37	3230189	91.01	30	120	
Sc	45	1	He	799615	0.86	934149	85.60	30	120	
Sc	45	2	NoGas	7222673	1.33	7883201	91.62	30	120	
Rh	103	1	He	1672922	0.97	2173829	76.96	30	120	
In	115	1	He	987352	2.16	1192642	82.79	30	120	
Tb	159	1	He	2659329	0.36	2999479	88.66	30	120	
Ho	165	1	He	2688933	1.57	3010086	89.33	30	120	
Bi	209	1	He	1675934	4.73	2120441	79.04	30	120	

TETRA TECH

INTERNAL CORRESPONDENCE

TO: **T. APANAVAGE** **DATE:** **APRIL 29, 2015**

FROM: **MICHELLE L. ALLEN** **COPIES:** **DV FILE**

SUBJECT: **INORGANIC DATA VALIDATION – HEXAVALENT CHROMIUM**
LOCKHEED MARTIN CORPORATION (LMC) – MARTIN STATE AIRPORT (MSA)
FROG MORTAR CREEK
SAMPLE DELIVERY GROUP (SDG) R1502282

SAMPLES: 36/Aqueous/Hexavalent Chromium

MSA-SW37A-033115	MSA-SW37B-033115	MSA-SW37C-033115
MSA-SW37D-033115	MSA-SW38A-033115	MSA-SW38B-033115
MSA-SW38C-033115	MSA-SW38D-033115	MSA-SW39A-033115
MSA-SW39B-033115	MSA-SW39C-033115	MSA-SW39D-033115
MSA-SW40A-033115	MSA-SW40B-033115	MSA-SW40C-033115
MSA-SW40D-033115	MSA-SW41A-033115	MSA-SW41B-033115
MSA-SW41C-033115	MSA-SW41D-033115	MSA-SW42A-033115
MSA-SW42B-033115	MSA-SW42C-033115	MSA-SW42D-033115
MSA-SW43A-033115	MSA-SW43B-033115	MSA-SW43C-033115
MSA-SW43D-033115	MSA-SW44A-033115	MSA-SW44B-033115
MSA-SW44C-033115	MSA-SW44D-033115	MSA-SW45A-033115
MSA-SW45B-033115	MSA-SW45C-033115	MSA-SW45D-033115

Overview

The sample set for LMC – MSA Frog Mortar Creek, SDG R1502282 consisted of thirty-six (36) aqueous environmental samples. All thirty-six (36) aqueous samples were analyzed for hexavalent chromium. No field duplicate pair was included in the sample delivery group (SDG).

The samples were collected by Tetra Tech, Inc. on March 31, 2015 and analyzed by ALS Environmental. All analyses were conducted in accordance with EPA Method 218.6 analytical and reporting protocols.

The data contained in these SDGs were validated with regard to the following parameters: data completeness, holding times, initial/continuing calibrations, laboratory method blank results, laboratory control sample results, matrix spike/matrix spike duplicate results, chromatographic resolution, analyte quantitation, and detection limits. Areas of concern are listed below.

Major

No major issues were identified.

Minor

- The 24 hour holding time was exceeded for all the samples in this SDG. The samples were properly preserved and analyzed within 24 hours of sample receipt. The laboratory cited the wastewater 28 day holding time, however, the data reviewer does not agree that 28 day holding time applies because these samples are surface water samples not wastewater samples. Detected results reported for hexavalent chromium were qualified as estimated, (J), due to conflicting directional bias. The non-detected results were qualified as estimated, (UJ).

- The Continuing Calibration Verifications (CCVs) Percent Recoveries (%Rs) for hexavalent chromium analyzed on 04/02/15 @ 12:17, 14:46, and 16:45 were less than the 95% quality control limit. All samples with the exception of samples MSA-SW37A-033115, MSA-SW37B-033115,

MSA-SW37C-033115, MSA-SW37D-033115, MSA-SW38A-033115, and MSA-SW38B-033115 were affected. The detected and non-detected results reported for hexavalent chromium in the affected samples were qualified as estimated, (J) and (UJ), respectively.

- The detected results reported for hexavalent chromium below the Method Reporting Limit (MRL) but above the Method Detection Limit (MDL) were qualified as estimated, (J).

Notes

The Matrix Spike/Matrix Spike Duplicate (MS/MSD) analyses performed on samples MSA-SW40B-033115 and MSA-SW42B-033115 had a MS or a MSD %Rs less than 90%. One Relative Percent Difference exceeded 20%. No action was taken because the associated MS or MSD %Rs were acceptable and the other MS and MS/MSD analyses performed in this SDG were compliant.

All samples were analyzed at a 2X dilution.

All samples were preserved to a pH of 9.358-9.645 within 24 hours of sample receipt.

Non-detected results were reported to the MRL.

Executive Summary

Laboratory Performance: The 24 hour holding time specified in EPA Method 218.6 was exceeded for all samples. Marginal calibration exceedances were identified affecting thirty samples.

Other Factors Affecting Data Quality: Detected results below the MRL were estimated.

The data for these analyses were reviewed with reference to the "National Functional Guidelines for Inorganic Review" (January 2010) and EPA Method 218.6. The text of this report has been formulated to address only those problem areas affecting data quality.

Michelle L. Allen

Tetra Tech, Inc.
Michelle L. Allen
Chemist/Data Validator

Joseph A. Samchuck

Tetra Tech, Inc.
Joseph A. Samchuck
Data Validation Manager

Attachments:
Appendix A – Qualified Analytical Results
Appendix B – Results as Reported by the Laboratory
Appendix C – Support Documentation

Appendix A

Qualified Analytical Results

Qualifier Codes:

A = Lab Blank Contamination
B = Field Blank Contamination
C = Calibration Noncompliance (i.e., % RSDs, %Ds, ICVs, CCVs, RRFs, etc.)
C01 = GC/MS Tuning Noncompliance
D = MS/MSD Recovery Noncompliance
E = LCS/LCSD Recovery Noncompliance
F = Lab Duplicate Imprecision
G = Field Duplicate Imprecision
H = Holding Time Exceedance
I = ICP Serial Dilution Noncompliance
J = ICP PDS Recovery Noncompliance; MSA's r < 0.995
K = ICP Interference - includes ICS % R Noncompliance
L = Instrument Calibration Range Exceedance
M = Sample Preservation Noncompliance
N = Internal Standard Noncompliance
N01 = Internal Standard Recovery Noncompliance Dioxins
N02 = Recovery Standard Noncompliance Dioxins
N03 = Clean-up Standard Noncompliance Dioxins
O = Poor Instrument Performance (i.e., base-time drifting)
P = Uncertainty near detection limit (< 2 x IDL for inorganics and <CRQL for organics)
Q = Other problems (can encompass a number of issues; i.e.chromatography,interferences, etc.)
R = Surrogates Recovery Noncompliance
S = Pesticide/PCB Resolution
T = % Breakdown Noncompliance for DDT and Endrin
U = RPD between columns/detectors >40% for positive results determined via GC/HPLC
V = Non-linear calibrations; correlation coefficient r < 0.995
W = EMPC result
X = Signal to noise response drop
Y = Percent solids <30%
Z = Uncertainty at 2 standard deviations is greater than sample activity
Z1 = Tentatively Identified Compound considered presumptively present
Z2 = Tentatively Identified Compound column bleed
Z3 = Tentatively Identified Compound aldol condensate

PROJ_NO: 07335	NSAMPLE	MSA-SW37A-033115			MSA-SW37B-033115			MSA-SW37C-033115			MSA-SW37D-033115		
SDG: R1502282	LAB_ID	R1502282-001			R1502282-002			R1502282-003			R1502282-004		
FRACTION: MISC	SAMP_DATE	3/31/2015			3/31/2015			3/31/2015			3/31/2015		
MEDIA: WATER	QC_TYPE	NM			NM			NM			NM		
	UNITS	UG/L			UG/L			UG/L			UG/L		
	PCT_SOLIDS	0.0			0.0			0.0			0.0		
	DUP_OF												
PARAMETER		RESULT	VQL	QLCD	RESULT	VQL	QLCD	RESULT	VQL	QLCD	RESULT	VQL	QLCD
HEXAVALENT CHROMIUM		0.04	UJ	H	0.04	UJ	H	0.04	UJ	H	0.04	UJ	H

PROJ_NO: 07335	NSAMPLE	MSA-SW38A-033115			MSA-SW38B-033115			MSA-SW38C-033115			MSA-SW38D-033115		
SDG: R1502282	LAB_ID	R1502282-005			R1502282-006			R1502282-007			R1502282-008		
FRACTION: MISC	SAMP_DATE	3/31/2015			3/31/2015			3/31/2015			3/31/2015		
MEDIA: WATER	QC_TYPE	NM			NM			NM			NM		
	UNITS	UG/L			UG/L			UG/L			UG/L		
	PCT_SOLIDS	0.0			0.0			0.0			0.0		
	DUP_OF												
PARAMETER		RESULT	VQL	QLCD	RESULT	VQL	QLCD	RESULT	VQL	QLCD	RESULT	VQL	QLCD
HEXAVALENT CHROMIUM		0.04	UJ	H	0.04	UJ	H	0.04	U	CH	0.034	J	CHP

PROJ_NO: 07335	NSAMPLE	MSA-SW39A-033115			MSA-SW39B-033115			MSA-SW39C-033115			MSA-SW39D-033115		
SDG: R1502282	LAB_ID	R1502282-009			R1502282-010			R1502282-011			R1502282-012		
FRACTION: MISC	SAMP_DATE	3/31/2015			3/31/2015			3/31/2015			3/31/2015		
MEDIA: WATER	QC_TYPE	NM			NM			NM			NM		
	UNITS	UG/L			UG/L			UG/L			UG/L		
	PCT_SOLIDS	0.0			0.0			0.0			0.0		
	DUP_OF												
PARAMETER		RESULT	VQL	QLCD	RESULT	VQL	QLCD	RESULT	VQL	QLCD	RESULT	VQL	QLCD
HEXAVALENT CHROMIUM		0.04	UJ	CH	0.04	UJ	CH	0.04	UJ	CH	0.034	J	CHP

PROJ_NO: 07335	NSAMPLE	MSA-SW40A-033115			MSA-SW40B-033115			MSA-SW40C-033115			MSA-SW40D-033115		
SDG: R1502282	LAB_ID	R1502282-013			R1502282-014			R1502282-015			R1502282-016		
FRACTION: MISC	SAMP_DATE	3/31/2015			3/31/2015			3/31/2015			3/31/2015		
MEDIA: WATER	QC_TYPE	NM			NM			NM			NM		
	UNITS	UG/L			UG/L			UG/L			UG/L		
	PCT_SOLIDS	0.0			0.0			0.0			0.0		
	DUP_OF												
PARAMETER		RESULT	VQL	QLCD	RESULT	VQL	QLCD	RESULT	VQL	QLCD	RESULT	VQL	QLCD
HEXAVALENT CHROMIUM		0.04	UJ	CH	0.049	J	CH	0.029	J	CHP	0.038	J	CHP

PROJ_NO: 07335	NSAMPLE	MSA-SW41A-033115			MSA-SW41B-033115			MSA-SW41C-033115			MSA-SW41D-033115		
SDG: R1502282	LAB_ID	R1502282-017			R1502282-018			R1502282-019			R1502282-020		
FRACTION: MISC	SAMP_DATE	3/31/2015			3/31/2015			3/31/2015			3/31/2015		
MEDIA: WATER	QC_TYPE	NM			NM			NM			NM		
	UNITS	UG/L			UG/L			UG/L			UG/L		
	PCT_SOLIDS	0.0			0.0			0.0			0.0		
	DUP_OF												
PARAMETER		RESULT	VQL	QLCD	RESULT	VQL	QLCD	RESULT	VQL	QLCD	RESULT	VQL	QLCD
HEXAVALENT CHROMIUM		0.04	UJ	CHP	0.038	J	CHP	0.03	J	CHP	0.058	J	CH

PROJ_NO: 07335	NSAMPLE	MSA-SW42A-033115			MSA-SW42B-033115			MSA-SW42C-033115			MSA-SW42D-033115		
SDG: R1502282	LAB_ID	R1502282-021			R1502282-022			R1502282-023			R1502282-024		
FRACTION: MISC	SAMP_DATE	3/31/2015			3/31/2015			3/31/2015			3/31/2015		
MEDIA: WATER	QC_TYPE	NM			NM			NM			NM		
	UNITS	UG/L			UG/L			UG/L			UG/L		
	PCT_SOLIDS	0.0			0.0			0.0			0.0		
	DUP_OF												
PARAMETER		RESULT	VQL	QLCD	RESULT	VQL	QLCD	RESULT	VQL	QLCD	RESULT	VQL	QLCD
HEXAVALENT CHROMIUM		0.04	J	CH	0.085	J	CH	0.046	J	CH	0.039	J	CHP

PROJ_NO: 07335	NSAMPLE	MSA-SW43A-033115			MSA-SW43B-033115			MSA-SW43C-033115			MSA-SW43D-033115		
SDG: R1502282	LAB_ID	R1502282-025			R1502282-026			R1502282-027			R1502282-028		
FRACTION: MISC	SAMP_DATE	3/31/2015			3/31/2015			3/31/2015			3/31/2015		
MEDIA: WATER	QC_TYPE	NM			NM			NM			NM		
	UNITS	UG/L			UG/L			UG/L			UG/L		
	PCT_SOLIDS	0.0			0.0			0.0			0.0		
	DUP_OF												
PARAMETER		RESULT	VQL	QLCD	RESULT	VQL	QLCD	RESULT	VQL	QLCD	RESULT	VQL	QLCD
HEXAVALENT CHROMIUM		0.028	J	CHP	0.059	J	CH	0.038	J	CHP	0.04	UJ	CH

PROJ_NO: 07335	NSAMPLE	MSA-SW44A-033115			MSA-SW44B-033115			MSA-SW44C-033115			MSA-SW44D-033115		
SDG: R1502282	LAB_ID	R1502282-029			R1502282-030			R1502282-031			R1502282-032		
FRACTION: MISC	SAMP_DATE	3/31/2015			3/31/2015			3/31/2015			3/31/2015		
MEDIA: WATER	QC_TYPE	NM			NM			NM			NM		
	UNITS	UG/L			UG/L			UG/L			UG/L		
	PCT_SOLIDS	0.0			0.0			0.0			0.0		
	DUP_OF												
PARAMETER		RESULT	VQL	QLCD	RESULT	VQL	QLCD	RESULT	VQL	QLCD	RESULT	VQL	QLCD
HEXAVALENT CHROMIUM		0.038	J	CHP	0.063	J	CH	0.044	J	CH	0.04	J	CH

PROJ_NO: 07335	NSAMPLE	MSA-SW45A-033115			MSA-SW45B-033115			MSA-SW45C-033115			MSA-SW45D-033115		
SDG: R1502282	LAB_ID	R1502282-033			R1502282-034			R1502282-035			R1502282-036		
FRACTION: MISC	SAMP_DATE	3/31/2015			3/31/2015			3/31/2015			3/31/2015		
MEDIA: WATER	QC_TYPE	NM			NM			NM			NM		
	UNITS	UG/L			UG/L			UG/L			UG/L		
	PCT_SOLIDS	0.0			0.0			0.0			0.0		
	DUP_OF												
PARAMETER		RESULT	VQL	QLCD	RESULT	VQL	QLCD	RESULT	VQL	QLCD	RESULT	VQL	QLCD
HEXAVALENT CHROMIUM		0.04	UJ	CH	0.042	J	CH	0.045	J	CH	0.052	J	CH

Appendix B

Results as Reported by the Laboratory

ALS Group USA, Corp. dba ALS Environmental

Analytical Report

Client:	Tetra Tech NUS, Inc.	**Service Request:**	R1502282
Project:	MSA Surface Water/112IC07335.07	**Date Collected:**	3/31/15 1231
Sample Matrix:	Water	**Date Received:**	4/ 1/15
Sample Name:	MSA-SW37A-033115		
Lab Code:	R1502282-001	**Basis:**	NA

General Chemistry Parameters

Analyte Name	Method	Result	Q	Units	MRL	MDL	Dilution Factor	Date Extracted	Date Analyzed	Note
Chromium, Hexavalent, Dissolved	218.6 LL	0.040	U	µg/L	0.040	0.028	2	NA	4/1/15 14:17	

ALS Group USA, Corp. dba ALS Environmental

Analytical Report

Client:	Tetra Tech NUS, Inc.	**Service Request:**	R1502282
Project:	MSA Surface Water/112IC07335.07	**Date Collected:**	3/31/15 1235
Sample Matrix:	Water	**Date Received:**	4/ 1/15
Sample Name:	MSA-SW37B-033115		
Lab Code:	R1502282-002	**Basis:**	NA

General Chemistry Parameters

Analyte Name	Method	Result	Q	Units	MRL	MDL	Dilution Factor	Date Extracted	Date Analyzed	Note
Chromium, Hexavalent, Dissolved	218.6 LL	0.040	U	µg/L	0.040	0.028	2	NA	4/1/15 14:27	

ALS Group USA, Corp. dba ALS Environmental

Analytical Report

Client:	Tetra Tech NUS, Inc.	**Service Request:**	R1502282
Project:	MSA Surface Water/112IC07335.07	**Date Collected:**	3/31/15 1238
Sample Matrix:	Water	**Date Received:**	4/ 1/15
Sample Name:	MSA-SW37C-033115		
Lab Code:	R1502282-003	**Basis:**	NA

General Chemistry Parameters

Analyte Name	Method	Result	Q	Units	MRL	MDL	Dilution Factor	Date Extracted	Date Analyzed	Note
Chromium, Hexavalent, Dissolved	218.6 LL	0.040	U	µg/L	0.040	0.028	2	NA	4/1/15 14:37	

ALS Group USA, Corp. dba ALS Environmental

Analytical Report

Client:	Tetra Tech NUS, Inc.	**Service Request:**	R1502282
Project:	MSA Surface Water/112IC07335.07	**Date Collected:**	3/31/15 1243
Sample Matrix:	Water	**Date Received:**	4/ 1/15
Sample Name:	MSA-SW37D-033115		
Lab Code:	R1502282-004	**Basis:**	NA

General Chemistry Parameters

Analyte Name	Method	Result	Q	Units	MRL	MDL	Dilution Factor	Date Extracted	Date Analyzed	Note
Chromium, Hexavalent, Dissolved	218.6 LL	0.040	U	µg/L	0.040	0.028	2	NA	4/1/15 14:47	

ALS Group USA, Corp. dba ALS Environmental

Analytical Report

Client:	Tetra Tech NUS, Inc.	**Service Request:**	R1502282
Project:	MSA Surface Water/112IC07335.07	**Date Collected:**	3/31/15 1134
Sample Matrix:	Water	**Date Received:**	4/ 1/15
Sample Name:	MSA-SW38A-033115		
Lab Code:	R1502282-005	**Basis:**	NA

General Chemistry Parameters

Analyte Name	Method	Result	Q	Units	MRL	MDL	Dilution Factor	Date Extracted	Date Analyzed	Note
Chromium, Hexavalent, Dissolved	218.6 LL	0.040	U	µg/L	0.040	0.028	2	NA	4/1/15 14:57	

ALS Group USA, Corp. dba ALS Environmental

Analytical Report

Client:	Tetra Tech NUS, Inc.	**Service Request:**	R1502282
Project:	MSA Surface Water/112IC07335.07	**Date Collected:**	3/31/15 1140
Sample Matrix:	Water	**Date Received:**	4/ 1/15
Sample Name:	MSA-SW38B-033115		
Lab Code:	R1502282-006	**Basis:**	NA

General Chemistry Parameters

Analyte Name	Method	Result	Q	Units	MRL	MDL	Dilution Factor	Date Extracted	Date Analyzed	Note
Chromium, Hexavalent, Dissolved	218.6 LL	0.040	U	µg/L	0.040	0.028	2	NA	4/1/15 15:07	

ALS Group USA, Corp. dba ALS Environmental

Analytical Report

Client:	Tetra Tech NUS, Inc.	**Service Request:**	R1502282
Project:	MSA Surface Water/112IC07335.07	**Date Collected:**	3/31/15 1142
Sample Matrix:	Water	**Date Received:**	4/ 1/15
Sample Name:	MSA-SW38C-033115		
Lab Code:	R1502282-007	**Basis:**	NA

General Chemistry Parameters

Analyte Name	Method	Result	Q	Units	MRL	MDL	Dilution Factor	Date Extracted	Date Analyzed	Note
Chromium, Hexavalent, Dissolved	218.6 LL	0.040	U	µg/L	0.040	0.028	2	NA	4/2/15 10:58	

ALS Group USA, Corp. dba ALS Environmental

Analytical Report

Client:	Tetra Tech NUS, Inc.	**Service Request:**	R1502282
Project:	MSA Surface Water/112IC07335.07	**Date Collected:**	3/31/15 1148
Sample Matrix:	Water	**Date Received:**	4/ 1/15
Sample Name:	MSA-SW38D-033115		
Lab Code:	R1502282-008	**Basis:**	NA

General Chemistry Parameters

Analyte Name	Method	Result	Q	Units	MRL	MDL	Dilution Factor	Date Extracted	Date Analyzed	Note
Chromium, Hexavalent, Dissolved	218.6 LL	**0.034**	J	µg/L	0.040	0.028	2	NA	4/2/15 11:08	

ALS Group USA, Corp. dba ALS Environmental

Analytical Report

Client:	Tetra Tech NUS, Inc.	**Service Request:**	R1502282
Project:	MSA Surface Water/112IC07335.07	**Date Collected:**	3/31/15 0941
Sample Matrix:	Water	**Date Received:**	4/ 1/15
Sample Name:	MSA-SW39A-033115		
Lab Code:	R1502282-009	**Basis:**	NA

General Chemistry Parameters

Analyte Name	Method	Result	Q	Units	MRL	MDL	Dilution Factor	Date Extracted	Date Analyzed	Note
Chromium, Hexavalent, Dissolved	218.6 LL	0.040	U	µg/L	0.040	0.028	2	NA	4/2/15 11:37	

ALS Group USA, Corp. dba ALS Environmental

Analytical Report

Client:	Tetra Tech NUS, Inc.	**Service Request:**	R1502282
Project:	MSA Surface Water/112IC07335.07	**Date Collected:**	3/31/15 0949
Sample Matrix:	Water	**Date Received:**	4/ 1/15
Sample Name:	MSA-SW39B-033115		
Lab Code:	R1502282-010	**Basis:**	NA

General Chemistry Parameters

Analyte Name	Method	Result	Q	Units	MRL	MDL	Dilution Factor	Date Extracted	Date Analyzed	Note
Chromium, Hexavalent, Dissolved	218.6 LL	0.040	U	µg/L	0.040	0.028	2	NA	4/2/15 11:47	

ALS Group USA, Corp. dba ALS Environmental

Analytical Report

Client:	Tetra Tech NUS, Inc.	**Service Request:**	R1502282
Project:	MSA Surface Water/112IC07335.07	**Date Collected:**	3/31/15 0953
Sample Matrix:	Water	**Date Received:**	4/ 1/15
Sample Name:	MSA-SW39C-033115		
Lab Code:	R1502282-011	**Basis:**	NA

General Chemistry Parameters

Analyte Name	Method	Result	Q	Units	MRL	MDL	Dilution Factor	Date Extracted	Date Analyzed	Note
Chromium, Hexavalent, Dissolved	218.6 LL	0.040	U	µg/L	0.040	0.028	2	NA	4/2/15 11:57	

ALS Group USA, Corp. dba ALS Environmental

Analytical Report

Client:	Tetra Tech NUS, Inc.	**Service Request:**	R1502282
Project:	MSA Surface Water/112IC07335.07	**Date Collected:**	3/31/15 0957
Sample Matrix:	Water	**Date Received:**	4/ 1/15
Sample Name:	MSA-SW39D-033115		
Lab Code:	R1502282-012	**Basis:**	NA

General Chemistry Parameters

Analyte Name	Method	Result	Q	Units	MRL	MDL	Dilution Factor	Date Extracted	Date Analyzed	Note
Chromium, Hexavalent, Dissolved	218.6 LL	**0.034**	J	µg/L	0.040	0.028	2	NA	4/2/15 12:07	

ALS Group USA, Corp. dba ALS Environmental

Analytical Report

Client:	Tetra Tech NUS, Inc.	**Service Request:**	R1502282
Project:	MSA Surface Water/112IC07335.07	**Date Collected:**	3/31/15 1156
Sample Matrix:	Water	**Date Received:**	4/ 1/15
Sample Name:	MSA-SW40A-033115		
Lab Code:	R1502282-013	**Basis:**	NA

General Chemistry Parameters

Analyte Name	Method	Result	Q	Units	MRL	MDL	Dilution Factor	Date Extracted	Date Analyzed	Note
Chromium, Hexavalent, Dissolved	218.6 LL	0.040	U	µg/L	0.040	0.028	2	NA	4/2/15 13:07	

ALS Group USA, Corp. dba ALS Environmental

Analytical Report

Client:	Tetra Tech NUS, Inc.	**Service Request:**	R1502282
Project:	MSA Surface Water/112IC07335.07	**Date Collected:**	3/31/15 1159
Sample Matrix:	Water	**Date Received:**	4/ 1/15
Sample Name:	MSA-SW40B-033115		
Lab Code:	R1502282-014	**Basis:**	NA

General Chemistry Parameters

Analyte Name	Method	Result	Q	Units	MRL	MDL	Dilution Factor	Date Extracted	Date Analyzed	Note
Chromium, Hexavalent, Dissolved	218.6 LL	**0.049**		µg/L	0.040	0.028	2	NA	4/2/15 13:17	

ALS Group USA, Corp. dba ALS Environmental

Analytical Report

Client:	Tetra Tech NUS, Inc.	**Service Request:**	R1502282
Project:	MSA Surface Water/112IC07335.07	**Date Collected:**	3/31/15 1202
Sample Matrix:	Water	**Date Received:**	4/ 1/15
Sample Name:	MSA-SW40C-033115		
Lab Code:	R1502282-015	**Basis:**	NA

General Chemistry Parameters

Analyte Name	Method	Result	Q	Units	MRL	MDL	Dilution Factor	Date Extracted	Date Analyzed	Note
Chromium, Hexavalent, Dissolved	218.6 LL	**0.029**	J	µg/L	0.040	0.028	2	NA	4/2/15 13:46	

ALS Group USA, Corp. dba ALS Environmental

Analytical Report

Client:	Tetra Tech NUS, Inc.	**Service Request:**	R1502282
Project:	MSA Surface Water/112IC07335.07	**Date Collected:**	3/31/15 1207
Sample Matrix:	Water	**Date Received:**	4/ 1/15
Sample Name:	MSA-SW40D-033115		
Lab Code:	R1502282-016	**Basis:**	NA

General Chemistry Parameters

Analyte Name	Method	Result	Q	Units	MRL	MDL	Dilution Factor	Date Extracted	Date Analyzed	Note
Chromium, Hexavalent, Dissolved	218.6 LL	**0.038**	J	µg/L	0.040	0.028	2	NA	4/2/15 13:56	

ALS Group USA, Corp. dba ALS Environmental

Analytical Report

Client:	Tetra Tech NUS, Inc.	**Service Request:**	R1502282
Project:	MSA Surface Water/112IC07335.07	**Date Collected:**	3/31/15 1114
Sample Matrix:	Water	**Date Received:**	4/ 1/15
Sample Name:	MSA-SW41A-033115		
Lab Code:	R1502282-017	**Basis:**	NA

General Chemistry Parameters

Analyte Name	Method	Result	Q	Units	MRL	MDL	Dilution Factor	Date Extracted	Date Analyzed	Note
Chromium, Hexavalent, Dissolved	218.6 LL	0.040	U	µg/L	0.040	0.028	2	NA	4/2/15 14:06	

ALS Group USA, Corp. dba ALS Environmental

Analytical Report

Client:	Tetra Tech NUS, Inc.	**Service Request:**	R1502282
Project:	MSA Surface Water/112IC07335.07	**Date Collected:**	3/31/15 1120
Sample Matrix:	Water	**Date Received:**	4/ 1/15
Sample Name:	MSA-SW41B-033115		
Lab Code:	R1502282-018	**Basis:**	NA

General Chemistry Parameters

Analyte Name	Method	Result	Q	Units	MRL	MDL	Dilution Factor	Date Extracted	Date Analyzed	Note
Chromium, Hexavalent, Dissolved	218.6 LL	**0.038**	J	µg/L	0.040	0.028	2	NA	4/2/15 14:16	

ALS Group USA, Corp. dba ALS Environmental

Analytical Report

Client:	Tetra Tech NUS, Inc.	**Service Request:**	R1502282
Project:	MSA Surface Water/112IC07335.07	**Date Collected:**	3/31/15 1123
Sample Matrix:	Water	**Date Received:**	4/ 1/15
Sample Name:	MSA-SW41C-033115		
Lab Code:	R1502282-019	**Basis:**	NA

General Chemistry Parameters

Analyte Name	Method	Result	Q	Units	MRL	MDL	Dilution Factor	Date Extracted	Date Analyzed	Note
Chromium, Hexavalent, Dissolved	218.6 LL	**0.030**	J	µg/L	0.040	0.028	2	NA	4/2/15 14:26	

ALS Group USA, Corp. dba ALS Environmental

Analytical Report

Client:	Tetra Tech NUS, Inc.	**Service Request:**	R1502282
Project:	MSA Surface Water/112IC07335.07	**Date Collected:**	3/31/15 1127
Sample Matrix:	Water	**Date Received:**	4/ 1/15
Sample Name:	MSA-SW41D-033115		
Lab Code:	R1502282-020	**Basis:**	NA

General Chemistry Parameters

Analyte Name	Method	Result	Q	Units	MRL	MDL	Dilution Factor	Date Extracted	Date Analyzed	Note
Chromium, Hexavalent, Dissolved	218.6 LL	**0.058**		µg/L	0.040	0.028	2	NA	4/2/15 14:36	

ALS Group USA, Corp. dba ALS Environmental

Analytical Report

Client:	Tetra Tech NUS, Inc.	**Service Request:**	R1502282
Project:	MSA Surface Water/112IC07335.07	**Date Collected:**	3/31/15 1212
Sample Matrix:	Water	**Date Received:**	4/ 1/15
Sample Name:	MSA-SW42A-033115		
Lab Code:	R1502282-021	**Basis:**	NA

General Chemistry Parameters

Analyte Name	Method	Result	Q	Units	MRL	MDL	Dilution Factor	Date Extracted	Date Analyzed	Note
Chromium, Hexavalent, Dissolved	218.6 LL	**0.040**		µg/L	0.040	0.028	2	NA	4/2/15 15:16	

ALS Group USA, Corp. dba ALS Environmental

Analytical Report

Client:	Tetra Tech NUS, Inc.	**Service Request:**	R1502282
Project:	MSA Surface Water/112IC07335.07	**Date Collected:**	3/31/15 1217
Sample Matrix:	Water	**Date Received:**	4/ 1/15
Sample Name:	MSA-SW42B-033115		
Lab Code:	R1502282-022	**Basis:**	NA

General Chemistry Parameters

Analyte Name	Method	Result	Q	Units	MRL	MDL	Dilution Factor	Date Extracted	Date Analyzed	Note
Chromium, Hexavalent, Dissolved	218.6 LL	**0.085**		µg/L	0.040	0.028	2	NA	4/2/15 15:27	

ALS Group USA, Corp. dba ALS Environmental

Analytical Report

Client:	Tetra Tech NUS, Inc.	**Service Request:**	R1502282
Project:	MSA Surface Water/112IC07335.07	**Date Collected:**	3/31/15 1221
Sample Matrix:	Water	**Date Received:**	4/ 1/15
Sample Name:	MSA-SW42C-033115		
Lab Code:	R1502282-023	**Basis:**	NA

General Chemistry Parameters

Analyte Name	Method	Result	Q	Units	MRL	MDL	Dilution Factor	Date Extracted	Date Analyzed	Note
Chromium, Hexavalent, Dissolved	218.6 LL	**0.046**		µg/L	0.040	0.028	2	NA	4/2/15 15:56	

ALS Group USA, Corp. dba ALS Environmental

Analytical Report

Client:	Tetra Tech NUS, Inc.	**Service Request:**	R1502282
Project:	MSA Surface Water/112IC07335.07	**Date Collected:**	3/31/15 1225
Sample Matrix:	Water	**Date Received:**	4/ 1/15
Sample Name:	MSA-SW42D-033115		
Lab Code:	R1502282-024	**Basis:**	NA

General Chemistry Parameters

Analyte Name	Method	Result	Q	Units	MRL	MDL	Dilution Factor	Date Extracted	Date Analyzed	Note
Chromium, Hexavalent, Dissolved	218.6 LL	**0.039**	J	µg/L	0.040	0.028	2	NA	4/2/15 16:05	

ALS Group USA, Corp. dba ALS Environmental

Analytical Report

Client:	Tetra Tech NUS, Inc.	**Service Request:**	R1502282
Project:	MSA Surface Water/112IC07335.07	**Date Collected:**	3/31/15 1052
Sample Matrix:	Water	**Date Received:**	4/ 1/15
Sample Name:	MSA-SW43A-033115		
Lab Code:	R1502282-025	**Basis:**	NA

General Chemistry Parameters

Analyte Name	Method	Result	Q	Units	MRL	MDL	Dilution Factor	Date Extracted	Date Analyzed	Note
Chromium, Hexavalent, Dissolved	218.6 LL	**0.028**	J	µg/L	0.040	0.028	2	NA	4/2/15 16:15	

ALS Group USA, Corp. dba ALS Environmental

Analytical Report

Client:	Tetra Tech NUS, Inc.	**Service Request:**	R1502282
Project:	MSA Surface Water/112IC07335.07	**Date Collected:**	3/31/15 1059
Sample Matrix:	Water	**Date Received:**	4/ 1/15
Sample Name:	MSA-SW43B-033115		
Lab Code:	R1502282-026	**Basis:**	NA

General Chemistry Parameters

Analyte Name	Method	Result	Q	Units	MRL	MDL	Dilution Factor	Date Extracted	Date Analyzed	Note
Chromium, Hexavalent, Dissolved	218.6 LL	**0.059**		µg/L	0.040	0.028	2	NA	4/2/15 16:25	

ALS Group USA, Corp. dba ALS Environmental

Analytical Report

Client:	Tetra Tech NUS, Inc.	**Service Request:**	R1502282
Project:	MSA Surface Water/112IC07335.07	**Date Collected:**	3/31/15 1104
Sample Matrix:	Water	**Date Received:**	4/ 1/15
Sample Name:	MSA-SW43C-033115		
Lab Code:	R1502282-027	**Basis:**	NA

General Chemistry Parameters

Analyte Name	Method	Result	Q	Units	MRL	MDL	Dilution Factor	Date Extracted	Date Analyzed	Note
Chromium, Hexavalent, Dissolved	218.6 LL	**0.038**	J	µg/L	0.040	0.028	2	NA	4/2/15 16:35	

ALS Group USA, Corp. dba ALS Environmental

Analytical Report

Client:	Tetra Tech NUS, Inc.	**Service Request:**	R1502282
Project:	MSA Surface Water/112IC07335.07	**Date Collected:**	3/31/15 1108
Sample Matrix:	Water	**Date Received:**	4/ 1/15
Sample Name:	MSA-SW43D-033115		
Lab Code:	R1502282-028	**Basis:**	NA

General Chemistry Parameters

Analyte Name	Method	Result	Q	Units	MRL	MDL	Dilution Factor	Date Extracted	Date Analyzed	Note
Chromium, Hexavalent, Dissolved	218.6 LL	0.040	U	µg/L	0.040	0.028	2	NA	4/2/15 17:05	

ALS Group USA, Corp. dba ALS Environmental

Analytical Report

Client:	Tetra Tech NUS, Inc.	**Service Request:**	R1502282
Project:	MSA Surface Water/112IC07335.07	**Date Collected:**	3/31/15 1032
Sample Matrix:	Water	**Date Received:**	4/ 1/15
Sample Name:	MSA-SW44A-033115		
Lab Code:	R1502282-029	**Basis:**	NA

General Chemistry Parameters

Analyte Name	Method	Result	Q	Units	MRL	MDL	Dilution Factor	Date Extracted	Date Analyzed	Note
Chromium, Hexavalent, Dissolved	218.6 LL	**0.038**	J	µg/L	0.040	0.028	2	NA	4/2/15 17:16	

ALS Group USA, Corp. dba ALS Environmental

Analytical Report

Client:	Tetra Tech NUS, Inc.	**Service Request:**	R1502282
Project:	MSA Surface Water/112IC07335.07	**Date Collected:**	3/31/15 1037
Sample Matrix:	Water	**Date Received:**	4/ 1/15
Sample Name:	MSA-SW44B-033115		
Lab Code:	R1502282-030	**Basis:**	NA

General Chemistry Parameters

Analyte Name	Method	Result	Q	Units	MRL	MDL	Dilution Factor	Date Extracted	Date Analyzed	Note
Chromium, Hexavalent, Dissolved	218.6 LL	**0.063**		µg/L	0.040	0.028	2	NA	4/2/15 17:25	

ALS Group USA, Corp. dba ALS Environmental

Analytical Report

Client:	Tetra Tech NUS, Inc.	**Service Request:**	R1502282
Project:	MSA Surface Water/112IC07335.07	**Date Collected:**	3/31/15 1041
Sample Matrix:	Water	**Date Received:**	4/ 1/15
Sample Name:	MSA-SW44C-033115		
Lab Code:	R1502282-031	**Basis:**	NA

General Chemistry Parameters

Analyte Name	Method	Result	Q	Units	MRL	MDL	Dilution Factor	Date Extracted	Date Analyzed	Note
Chromium, Hexavalent, Dissolved	218.6 LL	**0.044**		µg/L	0.040	0.028	2	NA	4/2/15 17:35	

ALS Group USA, Corp. dba ALS Environmental

Analytical Report

Client:	Tetra Tech NUS, Inc.	**Service Request:**	R1502282
Project:	MSA Surface Water/112IC07335.07	**Date Collected:**	3/31/15 1044
Sample Matrix:	Water	**Date Received:**	4/ 1/15
Sample Name:	MSA-SW44D-033115		
Lab Code:	R1502282-032	**Basis:**	NA

General Chemistry Parameters

Analyte Name	Method	Result	Q	Units	MRL	MDL	Dilution Factor	Date Extracted	Date Analyzed	Note
Chromium, Hexavalent, Dissolved	218.6 LL	**0.040**		µg/L	0.040	0.028	2	NA	4/2/15 17:45	

ALS Group USA, Corp. dba ALS Environmental

Analytical Report

Client:	Tetra Tech NUS, Inc.	**Service Request:**	R1502282
Project:	MSA Surface Water/112IC07335.07	**Date Collected:**	3/31/15 1006
Sample Matrix:	Water	**Date Received:**	4/ 1/15
Sample Name:	MSA-SW45A-033115		
Lab Code:	R1502282-033	**Basis:**	NA

General Chemistry Parameters

Analyte Name	Method	Result	Q	Units	MRL	MDL	Dilution Factor	Date Extracted	Date Analyzed	Note
Chromium, Hexavalent, Dissolved	218.6 LL	0.040	U	µg/L	0.040	0.028	2	NA	4/2/15 17:55	

ALS Group USA, Corp. dba ALS Environmental

Analytical Report

Client:	Tetra Tech NUS, Inc.	**Service Request:**	R1502282
Project:	MSA Surface Water/112IC07335.07	**Date Collected:**	3/31/15 1012
Sample Matrix:	Water	**Date Received:**	4/ 1/15
Sample Name:	MSA-SW45B-033115		
Lab Code:	R1502282-034	**Basis:**	NA

General Chemistry Parameters

Analyte Name	Method	Result	Q	Units	MRL	MDL	Dilution Factor	Date Extracted	Date Analyzed	Note
Chromium, Hexavalent, Dissolved	218.6 LL	**0.042**		µg/L	0.040	0.028	2	NA	4/2/15 18:05	

ALS Group USA, Corp. dba ALS Environmental

Analytical Report

Client:	Tetra Tech NUS, Inc.	**Service Request:**	R1502282
Project:	MSA Surface Water/112IC07335.07	**Date Collected:**	3/31/15 1018
Sample Matrix:	Water	**Date Received:**	4/ 1/15
Sample Name:	MSA-SW45C-033115		
Lab Code:	R1502282-035	**Basis:**	NA

General Chemistry Parameters

Analyte Name	Method	Result	Q	Units	MRL	MDL	Dilution Factor	Date Extracted	Date Analyzed	Note
Chromium, Hexavalent, Dissolved	218.6 LL	**0.045**		µg/L	0.040	0.028	2	NA	4/2/15 18:15	

ALS Group USA, Corp. dba ALS Environmental

Analytical Report

Client:	Tetra Tech NUS, Inc.	**Service Request:**	R1502282
Project:	MSA Surface Water/112IC07335.07	**Date Collected:**	3/31/15 1022
Sample Matrix:	Water	**Date Received:**	4/ 1/15
Sample Name:	MSA-SW45D-033115		
Lab Code:	R1502282-036	**Basis:**	NA

General Chemistry Parameters

Analyte Name	Method	Result	Q	Units	MRL	MDL	Dilution Factor	Date Extracted	Date Analyzed	Note
Chromium, Hexavalent, Dissolved	218.6 LL	**0.052**		µg/L	0.040	0.028	2	NA	4/2/15 18:25	

Appendix C

Support Documentation

MSA-SW42B-033115

Peak Integration Report

Sample Name:	**R1502282-022**	*Inj. Vol.:*	**500.00**
Injection Type:	**Unknown**	*Dilution Factor:*	**2.0000**
Processing Method:	**8-033015LL-B**	*Injection Number:*	**38**
Inj. Date / Time:	**02-Apr-2015 / 15:27**	*Sample Comment:*	**218.6 LL**

No.	Time min	Peak Name	Peak Type	Area mAU*min	Height mAU	Amount ppb
1	6.02	Cr(VI)	BMB	0.048	0.092	0.0849
TOTAL:				0.05	0.09	0.08

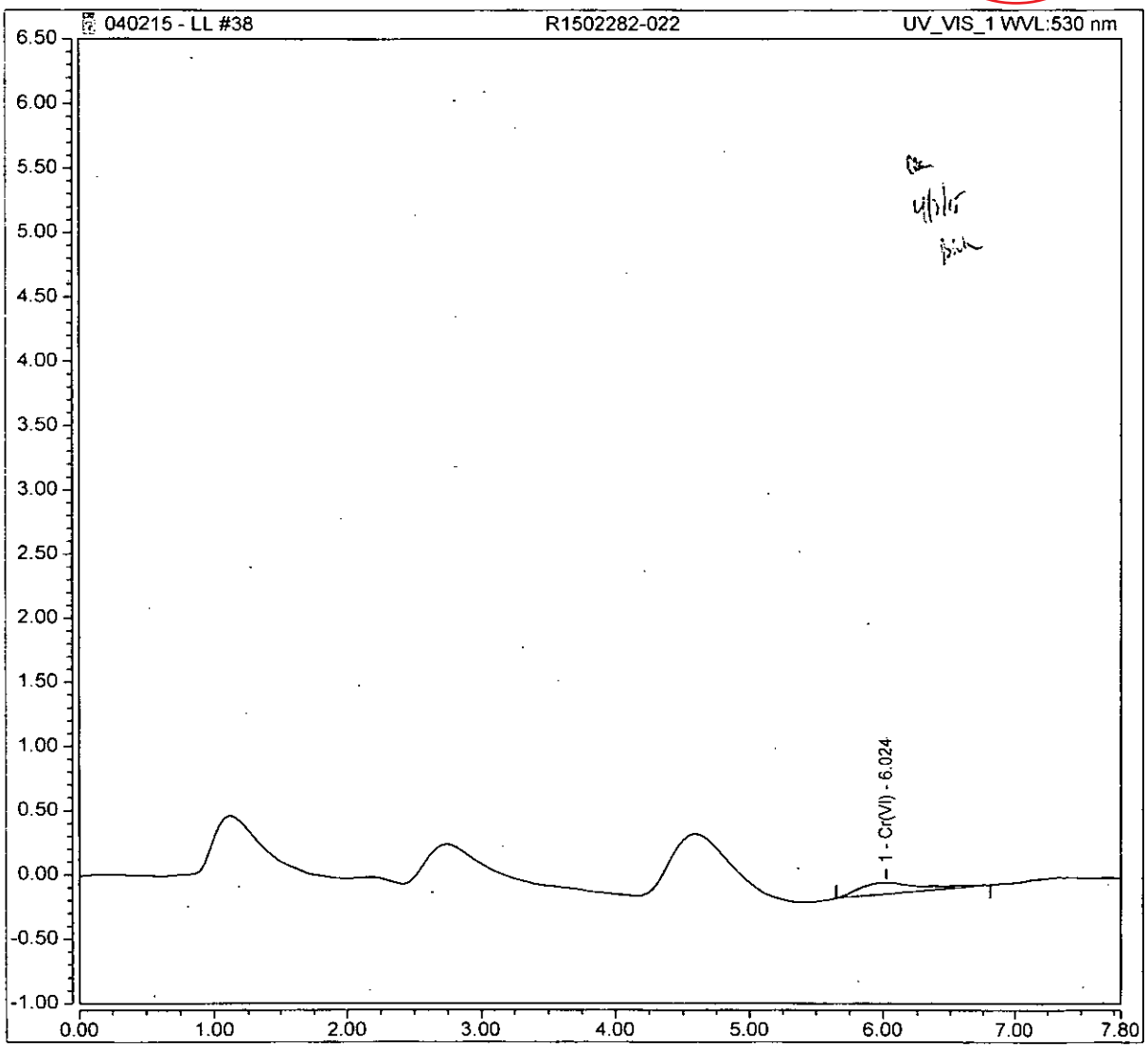

Rochester

1565 Jefferson Road, Building 300, Suite 360
Rochester, NY 14623
Phone: +1 585 288 5380 Fax: +1 585 288 8475

Chain of Custody Record

ALS Environmental

Client Contact	Project Manager: Tony Apanavage	Site Contact: Tony Apanavage	Date: 3/31/2015	COC No:
Tetra Tech	Tel/Fax: 301-233-8230 (cell)	Lab Contact:	Carrier: Fedex	1 of 3 COCs
20251 Century Blvd, Suite 200	Analysis Turnaround Time			Job No. 112IC07335.07
Germantown, MD 20874	Calendar (C) or Work Days (W) _____			
(301) 528-3021 Phone	TAT if different from Below 24 HRS			
(301) 528-3000 FAX	☐ 2 weeks			SDG No.
Project Name: MSA Surface Water Sampling	☐ 1 week			
Site: MSA Frog Mortar Creek	☐ 2 days			
P O #	☒ 1 day			Sampler: Mullis

Sample Identification	Sample Date	Sample Time	Sample Type	Matrix	# of Cont.	Filtered Sample	Dissolved Hexavalent Chromium	Sample Specific Notes:
MSA-SW37A-033115	3/31/2015	1231	SW	Water	1		x	
MSA-SW37B-033115	3/31/2015	1235	SW	Water	1		x	
MSA-SW37C-033115	3/31/2015	1238	SW	Water	1		x	
MSA-SW37D-033115	3/31/2015	1243	SW	Water	1		x	
MSA-SW38A-033115	3/31/2015	1134	SW	Water	1		x	
MSA-SW38B-033115	3/31/2015	1140	SW	Water	1		x	
MSA-SW38C-033115	3/31/2015	1142	SW	Water	1		x	
MSA-SW38D-033115	3/31/2015	1148	SW	Water	1		x	
MSA-SW39A-033115	3/31/2015	0941	SW	Water	1		x	
MSA-SW39B-033115	3/31/2015	0949	SW	Water	1		x	
MSA-SW39C-033115	3/31/2015	0953	SW	Water	1		x	
MSA-SW39D-033115	3/31/2015	0957	SW	Water	1		x	

Preservation Used: 1= Ice, 2= HCl; 3= H2SO4; 4=HNO3; 5=NaOH; 6= Other _____

Possible Hazard Identification
☒ *Non-Hazard* ☐ *Flammable* ☐ *Skin Irritant* *Poison B* ☐ *Unknown* ☐

Sample Disposal (A fee may be assessed if samples are retained longer than 1 month)
☐ *Return To Client* ☒ *Disposal By Lab* ☐ *Archive For* _____ *Months*

Special Instructions/QC Requirements & Comments: **Samples must be analyzed within 24 hours of sample time.**

Relinquished by:	Company: Tetra Tech	Date/Time: 3/31/15 1500	Received by: ALS 4/1/15	Company: 0830	Date/Time:
Relinquished by:	Company:	Date/Time:	Received by:	Company:	Date/Time:
Relinquished by:	Company:	Date/Time:	Received by:	Company:	

R1502282 5
Tetra Tech NUS,Inc.
MSA Surface Water

Rochester

1565 Jefferson Road, Building 300, Suite 360
Rochester, NY 14623
Phone: +1 585 288 5380 Fax: +1 585 288 8475

Chain of Custody Record

ALS Environmental

Client Contact	Project Manager: Tony Apanavage	Site Contact: Tony Apanavage	Date: 3/31/2015	COC No:
Tetra Tech	Tel/Fax: 301-233-8230 (cell)	Lab Contact:	Carrier: Fedex	2 of 3 COCs
20251 Century Blvd, Suite 200	Analysis Turnaround Time			Job No. 112IC07335.07
Germantown, MD 20874	Calendar (C) or Work Days (W) _____			
(301) 528-3021 Phone	TAT if different from Below: 24 HRS			
(301) 528-3000 FAX	☐ 2 weeks			SDG No.
Project Name: MSA Surface Water Sampling	☐ 1 week			
Site: MSA Frog Mortar Creek	☐ 2 days			
P O #	☒ 1 day			Sampler: Mullis

Sample Identification	Sample Date	Sample Time	Sample Type	Matrix	# of Cont.	Filtered Sample	Dissolved Hexavalent Chromium	Sample Specific Notes:
MSA-SW40A-033115	3/31/2015	1156	SW	Water	1		x	
MSA-SW40B-033115	3/31/2015	1159	SW	Water	1		x	
MSA-SW40C-033115	3/31/2015	1202	SW	Water	1		x	
MSA-SW40D-033115	3/31/2015	1207	SW	Water	1		x	
MSA-SW41A-033115	3/31/2015	1114	SW	Water	1		x	
MSA-SW41B-033115	3/31/2015	1120	SW	Water	1		x	
MSA-SW41C-033115	3/31/2015	1123	SW	Water	1		x	
MSA-SW41D-033115	3/31/2015	1127	SW	Water	1		x	
MSA-SW42A-033115	3/31/2015	1212	SW	Water	1		x	
MSA-SW42B-033115	3/31/2015	1217	SW	Water	1		x	
MSA-SW42C-033115	3/31/2015	1221	SW	Water	1		x	
MSA-SW42D-033115	3/31/2015	1225	SW	Water	1		x	

Preservation Used: 1= Ice, 2= HCl; 3= H2SO4; 4=HNO3; 5=NaOH; 6= Other _____

Possible Hazard Identification
☒ *Non-Hazard* ☐ *Flammable* ☐ *Skin Irritant* *Poison B* ☐ *Unknown* ☐

Sample Disposal (A fee may be assessed if samples are retained longer than 1 month)
☐ *Return To Client* ☒ *Disposal By Lab* ☐ *Archive For* _____ *Months*

Special Instructions/QC Requirements & Comments: **Samples must be analyzed within 24 hours of sample time.**

Relinquished by:	Company:	Date/Time:	Received by:	Company:	Date/Time:
	Tetra Tech	3/31/15 1500	[signature]	ALS	4/1/15 0330
Relinquished by:	Company:	Date/Time:	Received by:	Company:	Date/Time:
Relinquished by:	Company:	Date/Time:	Received by:	Company:	Date/Time:

Rochester

1565 Jefferson Road, Building 300, Suite 360
Rochester, NY 14623
Phone: +1 585 288 5380 Fax: +1 585 288 8475

Chain of Custody Record

ALS Environmental

Client Contact	Project Manager: Tony Apanavage	Site Contact: Tony Apanavage	Date: 3/31/2015	COC No:
Tetra Tech	Tel/Fax: 301-233-8230 (cell)	Lab Contact:	Carrier: Fedex	3 of 3 COCs
20251 Century Blvd, Suite 200	Analysis Turnaround Time			Job No. 112IC07335.07
Germantown, MD 20874	Calendar (C) or Work Days (W) _____			
(301) 528-3021 Phone	TAT if different from Below 24 HRS			
(301) 528-3000 FAX	☐ 2 weeks			SDG No.
Project Name: MSA Surface Water Sampling	☐ 1 week			
Site: MSA Frog Mortar Creek	☐ 2 days			
P O #	☒ 1 day			Sampler: Mullis

Sample Identification	Sample Date	Sample Time	Sample Type	Matrix	# of Cont.	Filtered Sample	Dissolved Hexavalent Chromium	Sample Specific Notes:
MSA-SW43A-033115	3/31/2015	1052	SW	Water	1		x	
MSA-SW43B-033115	3/31/2015	1059	SW	Water	1		x	
MSA-SW43C-033115	3/31/2015	1104	SW	Water	1		x	
MSA-SW43D-033115	3/31/2015	1108	SW	Water	1		x	
MSA-SW44A-033115	3/31/2015	1032	SW	Water	1		x	
MSA-SW44B-033115	3/31/2015	1037	SW	Water	1		x	
MSA-SW44C-033115	3/31/2015	1041	SW	Water	1		x	
MSA-SW44D-033115	3/31/2015	1044	SW	Water	1		x	
MSA-SW45A-033115	3/31/2015	1006	SW	Water	1		x	
MSA-SW45B-033115	3/31/2015	1012	SW	Water	1		x	
MSA-SW45C-033115	3/31/2015	1018	SW	Water	1		x	
MSA-SW45D-033115	3/31/2015	1022	SW	Water	1		x	

Preservation Used: 1= Ice, 2= HCl; 3= H2SO4; 4=HNO3; 5=NaOH; 6= Other _____

Possible Hazard Identification
☒ *Non-Hazard* ☐ *Flammable* ☐ *Skin Irritant* *Poison B* ☐ *Unknown* ☐

Sample Disposal (A fee may be assessed if samples are retained longer than 1 month)
☐ *Return To Client* ☒ *Disposal By Lab* ☐ *Archive For* _____ *Months*

Special Instructions/QC Requirements & Comments: **Samples must be analyzed within 24 hours of sample time.**

Relinquished by:	Company:	Date/Time:	Received by:	Company:	Date/Time:
	Tetra Tech	3/31/15 1500	ALS 4/1/15	0830	
Relinquished by:	Company:	Date/Time:	Received by:	Company:	Date/Time:
Relinquished by:	Company:	Date/Time:	Received by:	Company:	Date/Time:

R1502282 5
Tetra Tech NUS,Inc.
MSA Surface Water

Cooler Receipt and Preservation Check Form

Project/Client Tetra Tech Folder Number R15-2282

Cooler received on 4/1/15 by: _____ COURIER: ALS UPS FEDEX VELOCITY CLIENT

1	Were **Custody seals** on outside of cooler?	Y N
2	**Custody papers** properly completed (ink, signed)?	Y N
3	Did all bottles arrive in good **condition** (unbroken)?	Y N
4	Circle: **Wet Ice Dry Ice Gel packs** present?	Y N

5a	**Perchlorate** samples have required headspace?	Y N NA
5b	Did VOA vials, Alk,or Sulfide have sig* **bubbles**?	Y N NA
6	Where did the bottles originate?	ALS/ROC CLIENT
7	Soil VOA received as: Bulk Encore 5035set	NA

8. Temperature Readings Date: 4/1/15 Time: 0846 ID: IR#3 IR#5 From: Temp Blank Sample Bottle

Observed Temp (°C)	1.1						
Correction Factor (°C)	-0.7						
Corrected Temp (°C)	0.4						
Within 0-6°C?	Y N	Y N	Y N	Y N	Y N	Y N	Y N

If out of Temperature, note packing/ice condition: _____ Ice melted Poorly Packed Same Day Rule

&Client Approval to Run Samples: _____ Standing Approval Client aware at drop-off Client notified by: _____

All samples held in storage location: NOU2 by JKS on 4/1/15 at 0845
5035 samples placed in storage location: _____ by _____ on _____ at _____

PC Secondary Review: [signature]

Cooler Breakdown: Date: 4/1/15 Time: 1140 by: [signature]

1. Were all bottle labels complete (*i.e.* analysis, preservation, etc.)? YES NO
2. Did all bottle labels and tags agree with custody papers? YES NO
3. Were correct containers used for the tests indicated? YES NO
4. Air Samples: Cassettes / Tubes Intact Canisters Pressurized Tedlar® Bags Inflated N/A

Explain any discrepancies:

pH	Reagent	Yes	No	Lot Received	Exp	Sample ID	Vol. Added	Lot Added	Final pH
≥12	NaOH								
≤2	HNO_3								
≤2	H_2SO_4								
<4	$NaHSO_4$								
Residual Chlorine (-)	For CN Phenol and 522			If +, contact PM to add $Na_2S_2O_3$ (CN), ascorbic (phenol).					
	$Na_2S_2O_3$	-	-						
	ZnAcetate	-	-						
	HCl	**	**						

**Not to be tested before analysis – pH tested and recorded by VOAs on a separate worksheet

Yes=All samples OK

No=Samples were preserved at The lab as listed

PM OK to Adjust: _____

Bottle lot numbers: 010515-2AAO

Other Comments:

PC Secondary Review: [signature]

*significant air bubbles: VOA > 5-6 mm : WC >1 in. diameter

CASE NARRATIVE

Client:	Tetra Tech NUS, Inc.	**Service Request No.:**	R1502282
Project:	MSA Surface Water	**Project Number:**	112IC07668.07
Sample Matrix:	Water	**Date Received:**	4/1/15

All analyses were performed consistent with the quality assurance program of ALS Environmental. This report contains analytical results for samples designated for Tier IV deliverables. When appropriate to the method, method blank and LCS results have been reported with each analytical test.

Sample Receipt

Water samples were collected on 3/31/15 and received at ALS in good condition at a cooler temperature of 0.4°C as noted on the cooler receipt and preservation check form. The sample preservation was checked upon receipt and samples were stored in a refrigerator at 1 - 6 °C upon receipt at the laboratory. See the CLP Batching sheets for a cross-reference between Client ID and ALS Job # and analyses requested. Sample ID were changed per client request to match bottle ID's.

Hexavalent Chromium Analysis – 218.6

Thirty-six water samples were analyzed for CR+6 by EPA method 218.6, low level. This is typically a dissolved method. Values detected between the MDL and PQL have been flagged with a "J" as estimated.

Note: All samples were analyzed outside of the client requested 24 hours holding time but within method specified holding time of 28 days. All samples were analyzed on the same day they were received.

All the initial and continuing calibration criteria of 95 – 105 % were met with the exception of CCV's 4,6,7,and 8. These were outside of the control limits low (90-93%) and have been flagged with a "*". The client was notified and all data was reported.

The Blank Spike (LCS) recovery was within QC limits.

Site specific QC was not requested but was analyzed on several samples. The Matrix Spike was outside of the control limits low for sample MSA-SW40B-033115 (R1502282-014) and the Duplicate Matrix Spike was outside limits for (R1502282-022). The RPD was also outside limits on the latter sample. All exceedences been flagged with an "*". All other QC was within limits.

The Laboratory Blank associated with these samples was free of contamination.

I certify that this data package is in compliance with the terms and conditions of the contract, both technically and for completeness, for other than the details conditioned above. Release of the data contained in this hard copy data package has been authorized by the Laboratory Manager or his designee, as verified by the following signature. Karen Burlew

ALS ASP/CLP Batching Form/Login Sheet

Client Proj #: 112IC07335.07	Batch Complete: Yes	Date Revised:
Submission: R1502282	Diskette Requested: No	Date Due: 4/8/15
Client: Tetra Tech NUS, Inc.	Date: 4/1/15	Protocol: MCAWW
Client Rep: DPATTON	Custody Seal: Present/Absent:	Shipping No.:
Project: MSA Surface Water	Chain of Custody: Present/Absent:	SDG #:

CAS Job #	Client/EPA ID	Matrix	Requested Parameters	Date Sampled	Date Received	pH (Solids)	% Solids	Remarks Sample Condition
R1502282-001	MSA-SW37A-033115	Water	218.6 LL	3/31/15	4/1/15			
R1502282-002	MSA-SW37B-033115	Water	218.6 LL	3/31/15	4/1/15			
R1502282-003	MSA-SW37C-033115	Water	218.6 LL	3/31/15	4/1/15			
R1502282-004	MSA-SW37D-033115	Water	218.6 LL	3/31/15	4/1/15			
R1502282-005	MSA-SW38A-033115	Water	218.6 LL	3/31/15	4/1/15			
R1502282-006	MSA-SW38B-033115	Water	218.6 LL	3/31/15	4/1/15			
R1502282-007	MSA-SW38C-033115	Water	218.6 LL	3/31/15	4/1/15			
R1502282-008	MSA-SW38D-033115	Water	218.6 LL	3/31/15	4/1/15			
R1502282-009	MSA-SW39A-033115	Water	218.6 LL	3/31/15	4/1/15			
R1502282-010	MSA-SW39B-033115	Water	218.6 LL	3/31/15	4/1/15			
R1502282-011	MSA-SW39C-033115	Water	218.6 LL	3/31/15	4/1/15			
R1502282-012	MSA-SW39D-033115	Water	218.6 LL	3/31/15	4/1/15			
R1502282-013	MSA-SW40A-033115	Water	218.6 LL	3/31/15	4/1/15			
R1502282-014	MSA-SW40B-033115	Water	218.6 LL	3/31/15	4/1/15			
R1502282-015	MSA-SW40C-033115	Water	218.6 LL	3/31/15	4/1/15			
R1502282-016	MSA-SW40D-033115	Water	218.6 LL	3/31/15	4/1/15			
R1502282-017	MSA-SW41A-033115	Water	218.6 LL	3/31/15	4/1/15			
R1502282-018	MSA-SW41B-033115	Water	218.6 LL	3/31/15	4/1/15			
R1502282-019	MSA-SW41C-033115	Water	218.6 LL	3/31/15	4/1/15			
R1502282-020	MSA-SW41D-033115	Water	218.6 LL	3/31/15	4/1/15			
R1502282-021	MSA-SW42A-033115	Water	218.6 LL	3/31/15	4/1/15			
R1502282-022	MSA-SW42B-033115	Water	218.6 LL	3/31/15	4/1/15			
R1502282-023	MSA-SW42C-033115	Water	218.6 LL	3/31/15	4/1/15			
R1502282-024	MSA-SW42D-033115	Water	218.6 LL	3/31/15	4/1/15			
R1502282-025	MSA-SW43A-033115	Water	218.6 LL	3/31/15	4/1/15			
R1502282-026	MSA-SW43B-033115	Water	218.6 LL	3/31/15	4/1/15			
R1502282-027	MSA-SW43C-033115	Water	218.6 LL	3/31/15	4/1/15			
R1502282-028	MSA-SW43D-033115	Water	218.6 LL	3/31/15	4/1/15			
R1502282-029	MSA-SW44A-033115	Water	218.6 LL	3/31/15	4/1/15			
R1502282-030	MSA-SW44B-033115	Water	218.6 LL	3/31/15	4/1/15			
R1502282-031	MSA-SW44C-033115	Water	218.6 LL	3/31/15	4/1/15			
R1502282-032	MSA-SW44D-033115	Water	218.6 LL	3/31/15	4/1/15			
R1502282-033	MSA-SW45A-033115	Water	218.6 LL	3/31/15	4/1/15			
R1502282-034	MSA-SW45B-033115	Water	218.6 LL	3/31/15	4/1/15			
R1502282-035	MSA-SW45C-033115	Water	218.6 LL	3/31/15	4/1/15			
R1502282-036	MSA-SW45D-033115	Water	218.6 LL	3/31/15	4/1/15			

Folder Comments: Unpreserved. Inlab filter and preserve upon receipt; 24 hr TAT for rush data. Must put in CN if we exceeded 24 Hrs eventhough 218.6 has longer HT

ALS Environmental

REPORT QUALIFIERS AND DEFINITIONS

U Analyte was analyzed for but not detected. The sample quantitation limit has been corrected for dilution and for percent moisture, unless otherwise noted in the case narrative.

J Estimated value due to either being a Tentatively Identified Compound (TIC) or that the concentration is between the MRL and the MDL. Concentrations are not verified within the linear range of the calibration. For DoD: concentration >40% difference between two GC columns (pesticides/Arclors).

B Analyte was also detected in the associated method blank at a concentration that may have contributed to the sample result.

E Inorganics- Concentration is estimated due to the serial dilution was outside control limits.

E Organics- Concentration has exceeded the calibration range for that specific analysis.

D Concentration is a result of a dilution, typically a secondary analysis of the sample due to exceeding the calibration range or that a surrogate has been diluted out of the sample and cannot be assessed.

* Indicates that a quality control parameter has exceeded laboratory limits. Under the "Notes" column of the Form I, this qualifier denotes analysis was performed out of Holding Time.

H Analysis was performed out of hold time for tests that have an "immediate" hold time criteria.

\# Spike was diluted out.

\+ Correlation coefficient for MSA is <0.995.

N Inorganics- Matrix spike recovery was outside laboratory limits.

N Organics- Presumptive evidence of a compound (reported as a TIC) based on the MS library search.

S Concentration has been determined using Method of Standard Additions (MSA).

W Post-Digestion Spike recovery is outside control limits and the sample absorbance is <50% of the spike absorbance.

P Concentration >40% (25% for CLP) difference between the two GC columns.

C Confirmed by GC/MS

Q DoD reports: indicates a pesticide/Aroclor is not confirmed (≥100% Difference between two GC columns).

X See Case Narrative for discussion.

MRL Method Reporting Limit. Also known as:
LOQ Limit of Quantitation (LOQ)
The lowest concentration at which the method analyte may be reliably quantified under the method conditions.

MDL Method Detection Limit. A statistical value derived from a study designed to provide the lowest concentration that will be detected 99% of the time. Values between the MDL and MRL are estimated (see J qualifier).

LOD Limit of Detection. A value at or above the MDL which has been verified to be detectable.

ND Non-Detect. Analyte was not detected at the concentration listed. Same as U qualifier.

ACCREDITED IN ACCORDANCE WITH nelac

Rochester Lab ID # for State Certifications[1]

NELAP Accredited	Maine ID #NY0032	New Hampshire ID # 294100 A/B
Connecticut ID # PH0556	Nebraska Accredited	
Delaware Accredited	Nevada ID # NY-00032	North Carolina #676
DoD ELAP #65817	New Jersey ID # NY004	Pennsylvania ID# 68-786
Florida ID # E87674	New York ID # 10145	Rhode Island ID # 158
Illinois ID #200047		Virginia #460167

[1] Analyses were performed according to our laboratory's NELAP-approved quality assurance program and any applicable state or agency requirements. The test results meet requirements of the current NELAP/TNI standards or state or agency requirements, where applicable, except as noted in the laboratory case narrative provided. For a specific list of accredited analytes, refer to http://www.alsglobal.com/en/Our-Services/Life-Sciences/Environmental/Downloads/North-America-Downloads

ALS Group USA, Corp. dba ALS Environmental

Analytical Report

Client:	Tetra Tech NUS, Inc.	**Service Request:**	R1502282
Project:	MSA Surface Water/112IC07335.07	**Date Collected:**	NA
Sample Matrix:	Water	**Date Received:**	NA
Sample Name:	Method Blank		
Lab Code:	R1502282-MB1	**Basis:**	NA

General Chemistry Parameters

Analyte Name	Method	Result	Q	Units	MRL	MDL	Dilution Factor	Date Extracted	Date Analyzed	Note
Chromium, Hexavalent, Dissolved	218.6 LL	0.020	U	µg/L	0.020	0.014	1	NA	4/1/15 13:31	

ALS Group USA, Corp. dba ALS Environmental

Analytical Report

Client:	Tetra Tech NUS, Inc.	**Service Request:**	R1502282
Project:	MSA Surface Water/112IC07335.07	**Date Collected:**	NA
Sample Matrix:	Water	**Date Received:**	NA
Sample Name:	Method Blank		
Lab Code:	R1502282-MB2	**Basis:**	NA

General Chemistry Parameters

Analyte Name	Method	Result	Q	Units	MRL	MDL	Dilution Factor	Date Extracted	Date Analyzed	Note
Chromium, Hexavalent, Dissolved	218.6 LL	0.020	U	µg/L	0.020	0.014	1	NA	4/2/15 10:38	

ALS Group USA, Corp. dba ALS Environmental

Analytical Report

Client:	Tetra Tech NUS, Inc.	**Service Request:**	R1502282
Project:	MSA Surface Water/112IC07335.07	**Date Collected:**	NA
Sample Matrix:	Water	**Date Received:**	NA
Sample Name:	Method Blank		
Lab Code:	R1502282-MB3	**Basis:**	NA

General Chemistry Parameters

Analyte Name	Method	Result	Q	Units	MRL	MDL	Dilution Factor	Date Extracted	Date Analyzed	Note
Chromium, Hexavalent, Dissolved	218.6 LL	0.020	U	µg/L	0.020	0.014	1	NA	4/2/15 12:47	

ALS Group USA, Corp. dba ALS Environmental

Analytical Report

Client:	Tetra Tech NUS, Inc.	**Service Request:**	R1502282
Project:	MSA Surface Water/112IC07335.07	**Date Collected:**	NA
Sample Matrix:	Water	**Date Received:**	NA
Sample Name:	Method Blank		
Lab Code:	R1502282-MB4	**Basis:**	NA

General Chemistry Parameters

Analyte Name	Method	Result	Q	Units	MRL	MDL	Dilution Factor	Date Extracted	Date Analyzed	Note
Chromium, Hexavalent, Dissolved	218.6 LL	0.020	U	µg/L	0.020	0.014	1	NA	4/2/15 14:56	

ALS Group USA, Corp. dba ALS Environmental

QA/QC Report

Client:	Tetra Tech NUS, Inc.	**Service Request:**	R1502282
Project:	MSA Surface Water/112IC07335.07	**Date Collected:**	3/31/15
Sample Matrix:	Water	**Date Received:**	4/1/15
		Date Analyzed:	4/ 1/15

Matrix Spike Summary
General Chemistry Parameters

Sample Name:	MSA-SW38B-033115	**Units:**	µg/L
Lab Code:	R1502282-006	**Basis:**	NA

Analytical Method: 218.6 LL

MSA-SW38B-033115MS
Matrix Spike
R1502282-006MS

Analyte Name	**Sample Result**	**Result**	**Spike Amount**	**% Rec**	**% Rec Limits**
Chromium, Hexavalent, Dissolved	ND	0.403	0.400	101	90 - 110

Results flagged with an asterisk (*) indicate values outside control criteria.

Results flagged with a pound (#) indicate the control criteria is not applicable.

Percent recoveries and relative percent differences (RPD) are determined by the software using values in the calculation which have not been rounded.

ALS Group USA, Corp. dba ALS Environmental

QA/QC Report

Client:	Tetra Tech NUS, Inc.	**Service Request:**	R1502282
Project:	MSA Surface Water/112IC07335.07	**Date Collected:**	3/31/15
Sample Matrix:	Water	**Date Received:**	4/1/15
		Date Analyzed:	4/ 2/15

Matrix Spike Summary
General Chemistry Parameters

Sample Name: MSA-SW38D-033115
Lab Code: R1502282-008

Units: µg/L
Basis: NA

Analytical Method: 218.6 LL

		MSA-SW38D-033115MS Matrix Spike R1502282-008MS			MSA-SW38D-033115DMS Duplicate Matrix Spike R1502282-008DMS					
Analyte Name	**Sample Result**	**Result**	**Spike Amount**	**% Rec**	**Result**	**Spike Amount**	**% Rec**	**% Rec Limits**	**RPD**	**RPD Limit**
Chromium, Hexavalent, Dissolved	0.034	0.432	0.400	100	0.445	0.400	103	90 - 110	3	20

Results flagged with an asterisk (*) indicate values outside control criteria.

Results flagged with a pound (#) indicate the control criteria is not applicable.

Percent recoveries and relative percent differences (RPD) are determined by the software using values in the calculation which have not been rounded.

ALS Group USA, Corp. dba ALS Environmental

QA/QC Report

Client: Tetra Tech NUS, Inc.
Project: MSA Surface Water/112IC07335.07
Sample Matrix: Water

Service Request: R1502282
Date Collected: 3/31/15
Date Received: 4/1/15
Date Analyzed: 4/ 2/15

Matrix Spike Summary
General Chemistry Parameters

Sample Name: MSA-SW40B-033115
Lab Code: R1502282-014

Units: µg/L
Basis: NA

Analytical Method: 218.6 LL

		MSA-SW40B-033115MS Matrix Spike R1502282-014MS			MSA-SW40B-033115DMS Duplicate Matrix Spike R1502282-014DMS					
Analyte Name	**Sample Result**	**Result**	**Spike Amount**	**% Rec**	**Result**	**Spike Amount**	**% Rec**	**% Rec Limits**	**RPD**	**RPD Limit**
Chromium, Hexavalent, Dissolved	0.049	0.384	0.400	84 *	0.424	0.400	94	90 - 110	10	20

Results flagged with an asterisk (*) indicate values outside control criteria.

Results flagged with a pound (#) indicate the control criteria is not applicable.

Percent recoveries and relative percent differences (RPD) are determined by the software using values in the calculation which have not been rounded.

ALS Group USA, Corp. dba ALS Environmental

QA/QC Report

Client: Tetra Tech NUS, Inc.
Project: MSA Surface Water/112IC07335.07
Sample Matrix: Water

Service Request: R1502282
Date Collected: 3/31/15
Date Received: 4/1/15
Date Analyzed: 4/ 2/15

Matrix Spike Summary
General Chemistry Parameters

Sample Name: MSA-SW42B-033115
Lab Code: R1502282-022

Units: µg/L
Basis: NA

Analytical Method: 218.6 LL

		MSA-SW42B-033115MS Matrix Spike R1502282-022MS			MSA-SW42B-033115DMS Duplicate Matrix Spike R1502282-022DMS					
Analyte Name	**Sample Result**	**Result**	**Spike Amount**	**% Rec**	**Result**	**Spike Amount**	**% Rec**	**% Rec Limits**	**RPD**	**RPD Limit**
Chromium, Hexavalent, Dissolved	0.085	0.498	0.400	103	0.392	0.400	77 *	90 - 110	24 *	20

Results flagged with an asterisk (*) indicate values outside control criteria.
Results flagged with a pound (#) indicate the control criteria is not applicable.
Percent recoveries and relative percent differences (RPD) are determined by the software using values in the calculation which have not been rounded.

ALS Group USA, Corp. dba ALS Environmental

QA/QC Report

Client: Tetra Tech NUS, Inc.
Project: MSA Surface Water/112IC07335.07
Sample Matrix: Water

Service Request: R1502282
Date Analyzed: 4/ 1/15

Lab Control Sample Summary
General Chemistry Parameters

Units: µg/L
Basis: NA

Analyte Name	Method	Lab Control Sample R1502282-LCS1 Result	Spike Amount	% Rec	% Rec Limits
Chromium, Hexavalent, Dissolved	218.6 LL	0.185	0.200	92	90 - 110

Results flagged with an asterisk (*) indicate values outside control criteria.

Percent recoveries and relative percent differences (RPD) are determined by the software using values in the calculation which have not been rounded.

ALS Group USA, Corp. dba ALS Environmental

QA/QC Report

Client: Tetra Tech NUS, Inc.
Project: MSA Surface Water/112IC07335.07
Sample Matrix: Water

Service Request: R1502282
Date Analyzed: 4/ 2/15

Lab Control Sample Summary
General Chemistry Parameters

Units: µg/L
Basis: NA

Analyte Name	Method	Lab Control Sample R1502282-LCS2 Result	Spike Amount	% Rec	% Rec Limits
Chromium, Hexavalent, Dissolved	218.6 LL	0.180	0.200	90	90 - 110

Results flagged with an asterisk (*) indicate values outside control criteria.

Percent recoveries and relative percent differences (RPD) are determined by the software using values in the calculation which have not been rounded.

ALS Group USA, Corp. dba ALS Environmental

QA/QC Report

Client: Tetra Tech NUS, Inc.
Project: MSA Surface Water/112IC07335.07
Sample Matrix: Water

Service Request: R1502282
Date Analyzed: 4/ 2/15

Lab Control Sample Summary
General Chemistry Parameters

Units: µg/L
Basis: NA

Analyte Name	Method	Lab Control Sample R1502282-LCS3 Result	Spike Amount	% Rec	% Rec Limits
Chromium, Hexavalent, Dissolved	218.6 LL	0.183	0.200	91	90 - 110

Results flagged with an asterisk (*) indicate values outside control criteria.

Percent recoveries and relative percent differences (RPD) are determined by the software using values in the calculation which have not been rounded.

ALS Group USA, Corp. dba ALS Environmental

QA/QC Report

Client: Tetra Tech NUS, Inc.
Project: MSA Surface Water/112IC07335.07
Sample Matrix: Water

Service Request: R1502282
Date Analyzed: 4/ 2/15

Lab Control Sample Summary
General Chemistry Parameters

Units: µg/L
Basis: NA

		Lab Control Sample R1502282-LCS4			
Analyte Name	**Method**	**Result**	**Spike Amount**	**% Rec**	**% Rec Limits**
Chromium, Hexavalent, Dissolved	218.6 LL	0.194	0.200	97	90 - 110

Results flagged with an asterisk (*) indicate values outside control criteria.

Percent recoveries and relative percent differences (RPD) are determined by the software using values in the calculation which have not been rounded.

ICA#8 4/1/15 pipettes: up, down Analyst: [illegible]

Injection Number	Injection Name	Type	Level	Processing Method	Inject Time	Dilution	Comment
1	STANDARD 1	Calibration Standard	01	8-033015LL	01/04/15 12:07	1.0	218.6 LL
2	STANDARD 2	Calibration Standard	02	8-033015LL	01/04/15 12:16	1.0	218.6 LL
3	STANDARD 3	Calibration Standard	03	8-033015LL	01/04/15 12:26	1.0	218.6 LL
4	STANDARD 4	Calibration Standard	04	8-033015LL	01/04/15 12:36	1.0	218.6 LL
5	STANDARD 5	Calibration Standard	05	8-033015LL	01/04/15 12:46	1.0	218.6 LL
6	STANDARD 6	Calibration Standard	06	8-033015LL	01/04/15 12:56	1.0	218.6 LL
7	STANDARD 7	Calibration Standard	07	8-033015LL	01/04/15 13:06	1.0	218.6 LL
8	ICV	Unknown		8-033015LL	01/04/15 13:21	1.0	218.6 LL
9	ICB	Unknown		8-033015LL	01/04/15 13:31	1.0	218.6 LL
10	LCS	Unknown		8-033015LL	01/04/15 13:41	1.0	218.6 LL
11	LCS	Unknown		8-033015LL	01/04/15 13:55	1.0	218.6 LL
12	FB	Unknown		8-033015LL	01/04/15 14:07	2.0	218.6 LL
13	R1502282-001	Unknown		8-033015LL	01/04/15 14:17	2.0	218.6 LL
14	R1502282-002	Unknown		8-033015LL	01/04/15 14:27	2.0	218.6 LL
15	R1502282-003	Unknown		8-033015LL	01/04/15 14:37	2.0	218.6 LL
16	R1502282-004	Unknown		8-033015LL	01/04/15 14:47	2.0	218.6 LL
17	R1502282-005	Unknown		8-033015LL	01/04/15 14:57	2.0	218.6 LL
18	R1502282-006	Unknown		8-033015LL	01/04/15 15:07	2.0	218.6 LL
19	R1502282-006 MS	Unknown		8-033015LL	01/04/15 15:17	2.0	218.6 LL
20	CCV	Unknown		8-033015LL	01/04/15 15:27	1.0	218.6 LL
21	CCB	Unknown		8-033015LL	01/04/15 15:38	1.0	218.6 LL
22	R1502282-006 MSD	Unknown		8-033015LL	01/04/15 15:49	2.0	218.6 LL
23	R1502282-007	Unknown		8-033015LL	01/04/15 15:59	2.0	218.6 LL
24	R1502282-008	Unknown		8-033015LL	01/04/15 16:09	2.0	218.6 LL
25	R1502282-009	Unknown		8-033015LL	01/04/15 16:19	2.0	218.6 LL
26	R1502282-010	Unknown		8-033015LL	01/04/15 16:29	2.0	218.6 LL
27	R1502282-011	Unknown		8-033015LL	01/04/15 16:39	2.0	218.6 LL
28	R1502282-012	Unknown		8-033015LL	01/04/15 16:49	2.0	218.6 LL
29	R1502282-013	Unknown		8-033015LL	01/04/15 16:59	2.0	218.6 LL
30	R1502282-013 MS	Unknown		8-033015LL	01/04/15 17:09	2.0	218.6 LL
31	R1502282-013 MSD	Unknown		8-033015LL	01/04/15 17:19	2.0	218.6 LL
32	CCV	Unknown		8-033015LL	01/04/15 17:28	1.0	218.6 LL
33	CCB	Unknown		8-033015LL	01/04/15 17:38	1.0	218.6 LL
34	CCV	Unknown		8-033015LL	01/04/15 17:55	1.0	218.6 LL
35	CCB	Unknown		8-033015LL	01/04/15 18:04	1.0	218.6 LL

R1502282 1 copy

Reviewed & Approved

By: CK

Date: 4/3/15

000071

ALS Group USA, Corp. dba ALS Environmental

QA/QC Report

Client: Tetra Tech NUS, Inc.
Project: MSA Surface Water/112IC07335.07

Service Request: R1502282

Continuing Calibration Verification (CCV) Summary
Chromium, Hexavalent, Dissolved

Analytical Method: 218.6 LL

Units: ppb

	Analysis Lot	Lab Code	Date Analyzed	True Value	Measured Value	Percent Recovery		Acceptance Limits
CCV1	438829	RQ1503154-01	4/1/15 13:21	0.500	0.498	100		95 - 105
CCV2	438829	RQ1503154-02	4/1/15 15:27	0.500	0.490	98		95 - 105
CCV3	438992	RQ1503194-01	4/2/15 10:29	0.500	0.517	103		95 - 105
CCV4	438992	RQ1503194-02	4/2/15 12:17	0.500	0.450	90	*	95 - 105
CCV5	438995	RQ1503196-01	4/2/15 12:37	0.500	0.485	97		95 - 105
CCV6	438995	RQ1503196-02	4/2/15 14:46	0.500	0.466	93	*	95 - 105
CCV7	438997	RQ1503197-01	4/2/15 14:46	0.500	0.466	93	*	95 - 105
CCV8	438997	RQ1503197-02	4/2/15 16:45	0.500	0.467	93	*	95 - 105
CCV9	438997	RQ1503197-03	4/2/15 18:35	0.500	0.477	95		95 - 105

Client: Tetra Tech NUS, Inc. **Service Request:** R1502282

Project: MSA Surface Water/112IC07335.07

Continuing Calibration Blank (CCB) Summary
Chromium, Hexavalent, Dissolved

Analytical Method: 218.6 LL **Units:** µg/L

	Analysis Lot	Lab Code	Date Analyzed	MDL	MRL	Result	Q
CCB1	438829	RQ1503154-03	4/1/15 13:31	0.014	0.020	0.020	U
CCB2	438829	RQ1503154-04	4/1/15 15:38	0.014	0.020	0.020	U
CCB3	438992	RQ1503194-03	4/2/15 10:38	0.014	0.020	0.020	U
CCB4	438992	RQ1503194-04	4/2/15 12:27	0.014	0.020	0.020	U
CCB5	438995	RQ1503196-03	4/2/15 12:47	0.014	0.020	0.020	U
CCB6	438995	RQ1503196-04	4/2/15 14:56	0.014	0.020	0.020	U
CCB7	438997	RQ1503197-04	4/2/15 14:56	0.014	0.020	0.020	U
CCB8	438997	RQ1503197-05	4/2/15 16:55	0.014	0.020	0.020	U
CCB9	438997	RQ1503197-06	4/2/15 18:45	0.014	0.020	0.020	U

Analytical Results Summary

Instrument Name: R-IC-08 **Analyst:** BKALKMAN **Analysis Lot:** 438829 **Method/Testcode:** 218.6 LL/Cr6 D LL

Lab Code	Target Analytes	QC	Parent Sample	Matrix	Raw Result	Sample Amt.	Final Result	Dil	MDL	PQL	% Rec	% RSD	Date Analyzed	QC?	Tier
RQ1503154-01	Chromium, Hexavalent, Dissolved	CCV		Water	0.50 ppb	10 mL	0.498 ppb	1					4/1/15 13:21:00	N	IV
RQ1503154-03	Chromium, Hexavalent, Dissolved	CCB		Water	0.00 ppb	10 mL	0.020 µg/L U	1	0.014	0.020			4/1/15 13:31:00	N	IV
RQ1503154-06	Chromium, Hexavalent, Dissolved	MB		Water	0.00 ppb	10 mL	0.020 µg/L U	1	0.014	0.020			4/1/15 13:31:00	N	IV
RQ1503154-05	Chromium, Hexavalent, Dissolved	LCS		Water	0.18 ppb	10 mL	0.185 µg/L	1	0.014	0.020	92		4/1/15 13:41:00	N	IV
R1502282-001	Chromium, Hexavalent, Dissolved	N/A		Water	0.00 ppb	10 mL	0.040 µg/L U	2	0.028	0.040			4/1/15 14:17:00	N	IV
R1502282-002	Chromium, Hexavalent, Dissolved	N/A		Water	0.00 ppb	10 mL	0.040 µg/L U	2	0.028	0.040			4/1/15 14:27:00	N	IV
R1502282-003	Chromium, Hexavalent, Dissolved	N/A		Water	0.00 ppb	10 mL	0.040 µg/L U	2	0.028	0.040			4/1/15 14:37:00	N	IV
R1502282-004	Chromium, Hexavalent, Dissolved	N/A		Water	0.00 ppb	10 mL	0.040 µg/L U	2	0.028	0.040			4/1/15 14:47:00	N	IV
R1502282-005	Chromium, Hexavalent, Dissolved	N/A		Water	0.00 ppb	10 mL	0.040 µg/L U	2	0.028	0.040			4/1/15 14:57:00	N	IV
R1502282-006	Chromium, Hexavalent, Dissolved	N/A		Water	0.01 ppb	10 mL	0.040 µg/L U	2	0.028	0.040			4/1/15 15:07:00	N	IV
RQ1503154-07	Chromium, Hexavalent, Dissolved	MS	R1502282-006	Water	0.20 ppb	10 mL	0.403 µg/L	2	0.028	0.040	101		4/1/15 15:17:00	N	IV
RQ1503154-02	Chromium, Hexavalent, Dissolved	CCV		Water	0.49 ppb	10 mL	0.490 ppb	1					4/1/15 15:27:00	N	IV
RQ1503154-04	Chromium, Hexavalent, Dissolved	CCB		Water	0.00 ppb	10 mL	0.020 µg/L U	1	0.014	0.020			4/1/15 15:38:00	N	IV

# indicates Final Result is not yet adjusted for Solids because it has not yet been determined.

Date/Time Received	Sample ID	Analysis	Matrix	Date/Time Sampled	Sample Filtered	Filter Lot ID	Chlorine Residual (mg/L) 218.7 only	pH at Receipt	pH Adjustment	Analyst/ Date/ Time pH Adjustment	Solution Used For PH Adjust	Solution Lot ID
4/1/15 0830	37D	7199 218.6 RL ~~218.6 LL~~ 218.7	Water Drinking Water	3/31/15 1243	Yes No Field	DHL 0445 PVDF	—	7.258	9.378	@ 4/1/15 1108	Buffer 10%H2SO4 10%NH4OH NH4OH(conc)	LXC140125D
↓	38C	7199 218.6 RL ~~218.6 LL~~ 218.7	Water Drinking Water	3/31/15 1142	Yes No Field	↓	—	7.284	9.373	@ 4/1/15 1110	Buffer 10%H2SO4 10%NH4OH NH4OH(conc)	LXC140125D
4/1/15 1010	HS15031892-01C	7199 218.6 RL 218.6 LL 218.7	Water Drinking Water	3/25/15 1300	Yes No Field	—	—	8.650	9.344	@ 4/1/15 1120	Buffer 10%H2SO4 10%NH4OH NH4OH(conc)	LXC140125D * 20 mls
↓	Houston Blank	7199 218.6 RL 218.6 LL 218.7	Water Drinking Water	—	Yes No Field	—	—	9.146	9.337	@ 4/1/15 1122	Buffer 10%H2SO4 10%NH4OH NH4OH(conc)	LXC140125D * 10 mls ~~20 mls~~
↓	K1503121-001	7199 218.6 RL 218.6 LL 218.7	Water Drinking Water	3/26/15 1320	Yes No Field	—	—	7.682	9.424	@ 4/1/15 1140	Buffer 10%H2SO4 10%NH4OH NH4OH(conc)	LXC140125D
4/2/15 0905	R15-2303-001	7199 218.6 RL 218.6 LL 218.7	Water Drinking Water	4/1/15 0800	Yes No Field	—	0.0	12.220	—	@ 4/2/15 1155	Buffer 10%H2SO4 10%NH4OH NH4OH(conc)	
4/3/15 0940	R15-2314-002	7199 218.6 RL 218.6 LL 218.7	Water Drinking Water	3/31/15 1503	Yes No Field	—	—	6.572	9.385	@ 4/2/15 1200	Buffer 10%H2SO4 10%NH4OH NH4OH(conc)	LXC140125D * 10 mls
↓	↓ -003	7199 218.6 RL 218.6 LL 218.7	Water Drinking Water	3/31/15 1607	Yes No Field	—	—	6.568	9.357	@ 4/2/15 1202	Buffer 10%H2SO4 10%NH4OH NH4OH(conc)	LXC140125D * 10 mls

	Drinking water 218.7	Drinking water 218.6	Non-Pot Water 218.6	Water 7199
Filter	No	Required	Required	Optional
pH	>8.0	9.0-9.5	9.3-9.7	unpreserved - adjust to 9.0-9.5
Res Chlorine	<0.1 mg/L	NA	NA	NA
Holding Time	14 days	5 days	28 days	24 hours

00072

Date/Time Received	Sample ID	Analysis	Matrix	Date/Time Sampled	Sample Filtered	Filter Lot ID	Chlorine Residual (mg/L) 218.7 only	pH at Receipt	pH Adjustment	Analyst/ Date/ Time pH Adjustment	Solution Used For PH Adjust	Solution Lot ID
4/1/15 0830	37C	7199 218.6 RL ~~218.6 LL~~ 218.7	Water Drinking Water	3/31/15 1235	Yes No Field	PAL 2.45 P/DIF	—	7.407	9.507	@ 4/1/15 1000	Buffer 10%H2SO4 10%NH4OH NH4OH(conc)	2C14012SD
	40A	7199 218.6 RL ~~218.6 LL~~ 218.7	Water Drinking Water	3/31/15 1156	Yes No Field		—	7.133	9.541	@ 4/1/15 1005	Buffer 10%H2SO4 10%NH4OH NH4OH(conc)	2C14012SD
	38D	7199 218.6 RL ~~218.6 LL~~ 218.7	Water Drinking Water	3/31/15 1148	Yes No Field		—	7.255	9.461	@ 4/1/15 1007	Buffer 10%H2SO4 10%NH4OH NH4OH(conc)	2C14012SD
	42B	7199 218.6 RL ~~218.6 LL~~ 218.7	Water Drinking Water	3/31/15 1059	Yes No Field		—	7.281	9.499	@ 4/1/15 1010	Buffer 10%H2SO4 10%NH4OH NH4OH(conc)	2C14012SD
	43H	7199 218.6 RL ~~218.6 LL~~ 218.7	Water Drinking Water	3/31/15 1052 ~~1159~~	Yes No Field		—	7.012	9.373	@ 4/1/15 1100	Buffer 10%H2SO4 10%NH4OH NH4OH(conc)	2C14012SD
	43B	7199 218.6 RL ~~218.6 LL~~ 218.7	Water Drinking Water	3/31/15 1059	Yes No Field		—	7.344	9.499	@ 4/1/15 1102	Buffer 10%H2SO4 10%NH4OH NH4OH(conc)	2C14012SD
	40B	7199 218.6 RL ~~218.6 LL~~ 218.7	Water Drinking Water	3/31/15 1159 ~~1052~~	Yes No Field		—	7.269	9.492	@ 4/1/15 1104	Buffer 10%H2SO4 10%NH4OH NH4OH(conc)	2C14012SD
	42A	7199 218.6 RL ~~218.6 LL~~ 218.7	Water Drinking Water	3/31/15 122	Yes No Field		—	7.381	9.358	@ 4/1/15 1106	Buffer 10%H2SO4 10%NH4OH NH4OH(conc)	2C14012SD

	Drinking water 218.7	Drinking water 218.6	Non-Pot Water 218.6	Water 7199
Filter	No	Required	Required	Optional
pH	>8.0	9.0-9.5	9.3-9.7	unpreserved - adjust to 9.0-9.5
Res Chlorine	<0.1 mg/L	NA	NA	NA
Holding Time	14 days	5 days	28 days	24 hours

Date/Time Received	Sample ID	Analysis	Matrix	Date/Time Sampled	Sample Filtered	Filter Lot ID	Chlorine Residual (mg/L) 218.7 only	pH at Receipt	pH Adjustment	Analyst/ Date/ Time pH Adjustment	Solution Used For PH Adjust	Solution Lot ID
4/1/15 0830	40D	7199 218.6 RL ~~218.6 LL~~ 218.7	Water Drinking Water	3/31/15 1207	~~Yes~~ No Field	PALL 2015 PVDF	–	7.352	9.468	@ 4/1/15 0940	Buffer 10%H2SO4 10%NH4OH NH4OH(conc)	WC140125D
	38B	7199 218.6 RL ~~218.6 LL~~ 218.7	~~Water~~ Drinking Water	3/31/15 1140	Yes No Field		–	7.226	9.563	@ 4/1/15 0942	Buffer 10%H2SO4 10%NH4OH NH4OH(conc)	WC140125D
	37B	7199 218.6 RL ~~218.6 LL~~ 218.7	~~Water~~ Drinking Water	3/31/15 1235	Yes No Field		–	7.338	9.439	@ 4/1/15 0944	Buffer 10%H2SO4 10%NH4OH NH4OH(conc)	WC140125D
	39A	7199 218.6 RL ~~218.6 LL~~ 218.7	Water Drinking Water	3/31/15 0941	Yes No Field		–	7.344	9.520	@ 4/1/15 0946	Buffer 10%H2SO4 10%NH4OH NH4OH(conc)	WC140125D
	39B	7199 218.6 RL ~~218.6 LL~~ 218.7	Water Drinking Water	3/31/15 0949	~~Yes~~ No Field		–	7.288	9.552	@ 4/1/15 0947	Buffer 10%H2SO4 10%NH4OH NH4OH(conc)	WC140125D
	40C	7199 218.6 RL ~~218.6 LL~~ 218.7	Water Drinking Water	3/31/15 1221	Yes No Field		–	7.360	9.539	@ 4/1/15 0950	Buffer 10%H2SO4 10%NH4OH NH4OH(conc)	WC140125D
	37A	7199 218.6 RL ~~218.6 LL~~ 218.7	~~Water~~ Drinking Water	3/31/15 1231	Yes No Field		–	7.250	9.426 ~~9.544~~ @ 4/1/15	@ 4/1/15 0953	Buffer 10%H2SO4 10%NH4OH NH4OH(conc)	WC140125D
	38A	7199 218.6 RL ~~218.6 LL~~ 218.7	~~Water~~ Drinking Water	3/31/15 1134	Yes No Field		–	7.312	9.482	@ 4/1/15 0952	Buffer 10%H2SO4 10%NH4OH NH4OH(conc)	WC140125D

	Drinking water 218.7	Drinking water 218.6	Non-Pot Water 218.6	Water 7199
Filter	No	Required	Required	Optional
pH	>8.0	9.0-9.5	9.3-9.7	unpreserved - adjust to 9.0-9.5
Res Chlorine	<0.1 mg/L	NA	NA	NA
Holding Time	14 days	5 days	28 days	24 hours

Date/Time Received	Sample ID	Analysis	Matrix	Date/Time Sampled	Sample Filtered	Filter Lot ID	Chlorine Residual (mg/L) 218.7 only	pH at Receipt	pH Adjustment	Analyst/ Date/ Time pH Adjustment	Solution Used For PH Adjust	Solution Lot ID
3/27/15 DPW 3/27/15 ~~0940~~ 0930	K15-3046-001	7199 ~~218.6 RL~~ 218.6 LL ~~218.7~~	Water Drinking Water	3/23/15 0950	Yes No Field	–	–	8.46	9.41	DPW 3/27/15 1640	Buffer 10%H2SO4 10%NH4OH NH4OH(conc)	WC140125D
↓	K15-3046-003	7199 ~~218.6 RL~~ 218.6 LL 218.7	Water Drinking Water	3/24/15 1440	Yes No Field	–	–	8.11	9.47	DPW 3/27/15 1642	Buffer 10%H2SO4 10%NH4OH NH4OH(conc)	WC140125D
↓	K15-3046-004	7199 ~~218.6 RL~~ 218.6 LL 218.7	Water Drinking Water	3/24/15 1450	Yes No Field	–	–	8.34	9.37	DPW 3/27/15 1644	Buffer 10%H2SO4 10%NH4OH NH4OH(conc)	WC140125D
3/28/15 0930	Blank	7199 ~~218.6 RL~~ ~~218.6 LL~~ 218.7	Water Drinking Water	–	Yes No Field	–	–	8.90	9.32	DPW 3/28/15 1031	Buffer 10%H2SO4 10%NH4OH NH4OH(conc)	WC140125D
↓	Black Pool; Brazos	7199 ~~218.6 RL~~ 218.6 LL 218.7	Water Drinking Water	3/25/15 1300	Yes No Field	–	–	7.99	9.34	DPW 3/28/15 1035	Buffer 10%H2SO4 10%NH4OH NH4OH(conc)	WC140125D
4/1/15 0830	FILTER BLANK	7199 218.6 RL ~~218.6 LL~~ 218.7	~~Water~~ Drinking Water	N/A	Yes No Field	PALL 0.45 PVDF	–	5.123	9.440 ~~9.3~~	@ 4/1/15 0850	Buffer 10%H2SO4 10%NH4OH NH4OH(conc)	WC140125D
↓	44B	7199 218.6 RL ~~218.6 LL~~ 218.7	Water Drinking Water	3/31/15 1037	Yes No Field	↓	–	7.463	9.645	@ 4/1/15 0852	Buffer 10%H2SO4 10%NH4OH NH4OH(conc)	WC140125D
↓	39J	7199 218.6 RL ~~218.6 LL~~ 218.7	Water Drinking Water	3/31/15 0857	Yes No Field	↓	–	7.420	9.526	@ 4/1/15 0854	Buffer 10%H2SO4 10%NH4OH NH4OH(conc)	WC140125D

	Drinking water 218.7	Drinking water 218.6	Non-Pot Water 218.6	Water 7199
Filter	No	Required	Required	Optional
pH	>8.0	9.0-9.5	9.3-9.7	unpreserved - adjust to 9.0-9.5
Res Chlorine	<0.1 mg/L	NA	NA	NA
Holding Time	14 days	5 days	28 days	24 hours

00122

Date/Time Received	Sample ID	Analysis	Matrix	Date/Time Sampled	Sample Filtered	Filter Lot ID	Chlorine Residual (mg/L) 218.7 only	pH at Receipt	pH Adjustment	Analyst/ Date/ Time pH Adjustment	Solution Used For PH Adjust	Solution Lot ID
4/1/15 0830	44A	7199 218.6 RL ~~218.6 LL~~ 218.7	Water Drinking Water	3/31/15 1032	Yes No Field	DPLL 0.45 DVDF	–	7.147	9.514	@ 4/1/15 0855	Buffer 10%H2SO4 10%NH4OH NH4OH(conc)	WC140125D
	44C	7199 218.6 RL ~~218.6 LL~~ 218.7	Water Drinking Water	3/31/15 1041	Yes No Field		–	7.464	9.464	@ 4/1/15 0857	Buffer 10%H2SO4 10%NH4OH NH4OH(conc)	WC140125D
	40C	7199 218.6 RL ~~218.6 LL~~ 218.7	Water Drinking Water	3/31/15 1202	Yes No Field		–	7.369	9.437	@ 4/1/15 0859	Buffer 10%H2SO4 10%NH4OH NH4OH(conc)	WC140125D
	45B	7199 218.6 RL ~~218.6 LL~~ 218.7	Water Drinking Water	3/31/15 1012	Yes No Field		–	7.422	9.525	@ 4/1/15 0902	Buffer 10%H2SO4 10%NH4OH NH4OH(conc)	WC140125D
	45A	7199 218.6 RL ~~218.6 LL~~ 218.7	Water Drinking Water	3/31/15 1006	Yes No Field		–	7.158	9.494	@ 4/1/15 0904	Buffer 10%H2SO4 10%NH4OH NH4OH(conc)	WC140125D
	44D	7199 218.6 RL ~~218.6 LL~~ 218.7	Water Drinking Water	3/31/15 1044	Yes No Field		–	7.464	9.482	@ 4/1/15 0906	Buffer 10%H2SO4 10%NH4OH NH4OH(conc)	WC140125D
	43C	7199 218.6 RL ~~218.6 LL~~ 218.7	Water Drinking Water	3/31/15 1104	Yes No Field		–	7.431	9.455	@ 4/1/15 0910	Buffer 10%H2SO4 10%NH4OH NH4OH(conc)	WC140125D
	41B	7199 218.6 RL ~~218.6 LL~~ 218.7	Water Drinking Water	3/31/15 1120	Yes No Field		–	7.369	9.538	@ 4/1/15 0913	Buffer 10%H2SO4 10%NH4OH NH4OH(conc)	WC140125D

	Drinking water 218.7	Drinking water 218.6	Non-Pot Water 218.6	Water 7199
Filter	No	Required	Required	Optional
pH	>8.0	9.0-9.5	9.3-9.7	unpreserved - adjust to 9.0-9.5
Res Chlorine	<0.1 mg/L	NA	NA	NA
Holding Time	14 days	5 days	28 days	24 hours

00123

Date/Time Received	Sample ID	Analysis	Matrix	Date/Time Sampled	Sample Filtered	Filter Lot ID	Chlorine Residual (mg/L) 218.7 only	pH at Receipt	pH Adjustment	Analyst/ Date/ Time pH Adjustment	Solution Used For PH Adjust	Solution Lot ID
4/1/15 0830	39C	7199 218.6 RL ~~218.6 LL~~ 218.7	Water Drinking Water	3/31/15 0953	Yes No Field	PHL ags. ~~[illegible]~~	–	7.313	9.545	@ 4/1/15 0915	Buffer	WC140125A
											10%H2SO4	
											10%NH4OH	
											NH4OH(conc)	
	41BA	7199 218.6 RL ~~218.6 LL~~ 218.7	Water Drinking Water	3/31/15 1120	Yes No Field		–	7.113	9.500	@ 4/1/15 0918	Buffer	WC140125A
											10%H2SO4	
											10%NH4OH	
											NH4OH(conc)	
	42D	7199 218.6 RL ~~218.6 LL~~ 218.7	Water Drinking Water	3/31/15 1225	Yes No Field		–	7.346	9.538	@ 4/1/15 0920	Buffer	WC140125A
											10%H2SO4	
											10%NH4OH	
											NH4OH(conc)	
	41C	7199 218.6 RL ~~218.6 LL~~ 218.7	Water Drinking Water	3/31/15 1123	Yes No Field		–	7.434	9.557	@ 4/1/15 0923	Buffer	WC140125A
											10%H2SO4	
											10%NH4OH	
											NH4OH(conc)	
	41D	7199 218.6 RL ~~218.6 LL~~ 218.7	Water Drinking Water	3/31/15 1127	Yes No Field		–	7.121	9.538	@ 4/1/15 0926	Buffer	WC140125A
											10%H2SO4	
											10%NH4OH	
											NH4OH(conc)	
	43D	7199 218.6 RL ~~218.6 LL~~ 218.7	Water Drinking Water	3/31/15 1108	Yes No Field		–	7.563	9.446	@ 4/1/15 0929	Buffer	WC140125A
											10%H2SO4	
											10%NH4OH	
											NH4OH(conc)	
	45DC	7199 218.6 RL ~~218.6 LL~~ 218.7	Water Drinking Water	3/31/15 1018	Yes No Field		–	7.512	9.539	@ 4/1/15 0932	Buffer	WC140125A
											10%H2SO4	
											10%NH4OH	
											NH4OH(conc)	
	45D	7199 218.6 RL ~~218.6 LL~~ 218.7	Water Drinking Water	3/31/15 1022	Yes No Field		–	7.559	9.571	@ 4/1/15 0935	Buffer	WC140125A
											10%H2SO4	
											10%NH4OH	
											NH4OH(conc)	

	Drinking water 218.7	Drinking water 218.6	Non-Pot Water 218.6	Water 7199
Filter	No	Required	Required	Optional
pH	>8.0	9.0-9.5	9.3-9.7	unpreserved - adjust to 9.0-9.5
Res Chlorine	<0.1 mg/L	NA	NA	NA
Holding Time	14 days	5 days	28 days	24 hours

00124

Sample Dilutions

Analyst: [illegible] Date: 4/1/15

Instrument: ICAP Analysis: Gen CL

	Sample ID	1st Dilution				2nd Dilution			3nd Dilution		
		mL's of Sample	mL's of Diluent	Matrix of Diluent	Dilution Factor	mL's of 1st Dilution	mL's of Diluent	Dilution Factor	mL's of 2nd Dilution	mL's of Diluent	Dilution Factor
1	All Analysis @ 1/2	3	3	Buffered DI	2						
2											
3											
4											
5											
6											
7											
8											
9											
10											
11											
12											
13											
14											
15											
16											
17											
18											
19											
20											
21											
22											
23											
24											
25											
26											
27											
28											

[illegible] 4/1/15

Method Name: 8-033015LL
Corr. Coefficient: 99.98
Calibration Type: Quad, WithOffset, 1/A

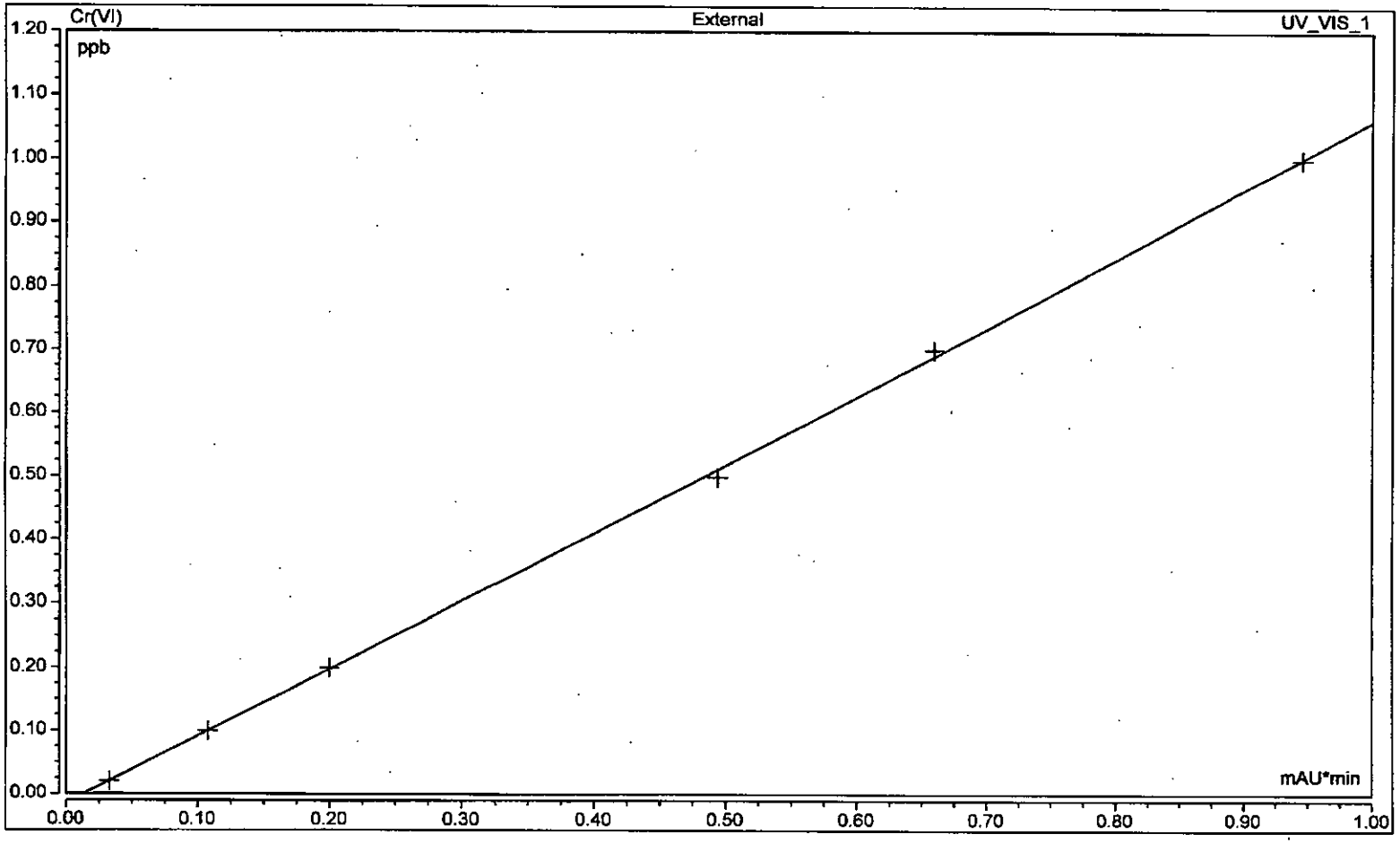

Calibration Batch Report

Processing Method:	8-033015LL	*Injection Volume:*	500.00
Instrument Method:	Cr(VI) w ASDV - LL	*Operator:*	ALRCE.GenChem02

Calibration Summary

Peak Name	Eval.Type	Cal.Type	Points	Offset (C0)	Slope (C1)	Curve (C2)	Coeff.Det. %
Cr(VI)	Area	Lin, WithOffset, 1/A	6.000	-0.015	1.070	0.000	99.98

Injection Name Cr(VI)	Ret.Time min Cr(VI)	Area mAU*min Cr(VI)	Height mAU Cr(VI)	Amount ppb Cr(VI)	Calibration Point Status Cr(VI)
	UV_VIS_1	UV_VIS_1	UV_VIS_1	UV_VIS_1	UV_VIS_1
STANDARD 1	n.a.	n.a.	n.a.	n.a.	Missing Peak
STANDARD 2	6.130	0.0328	0.066	0.0199	Ok
STANDARD 3	6.123	0.1076	0.225	0.0999	Ok
STANDARD 4	6.137	0.1999	0.405	0.1987	Ok
STANDARD 5	6.127	0.4936	0.994	0.5132	Ok
STANDARD 6	6.127	0.6592	1.349	0.6904	Ok
STANDARD 7	6.130	0.9459	1.945	0.9973	Ok
Average	6.129				
Rel. Std. Dev.	0.078 %				

Linearity check only
4/3/15
Bale

Ret. Time min	Param. Name	Param. Value	Inj. Type	Channel
0.000	Inhibit Integration	On	Any	All Channels
0.000	Valley To Valley	On	Any	All Channels
0.000	Minimum Area	0.0010 [Signal*min]	Any	All Channels
0.000	Minimum Height	0.025 [Signal]	Any	All Channels
4.000	Peak Slice	5.00 [s]	Any	All Channels
5.650	Inhibit Integration	Off	Any	All Channels
7.500	Inhibit Integration	On	Any	All Channels

Method Name: 8-033015LL
Corr. Coefficient: 99.98
Calibration Type: Lin, WithOffset, 1/A

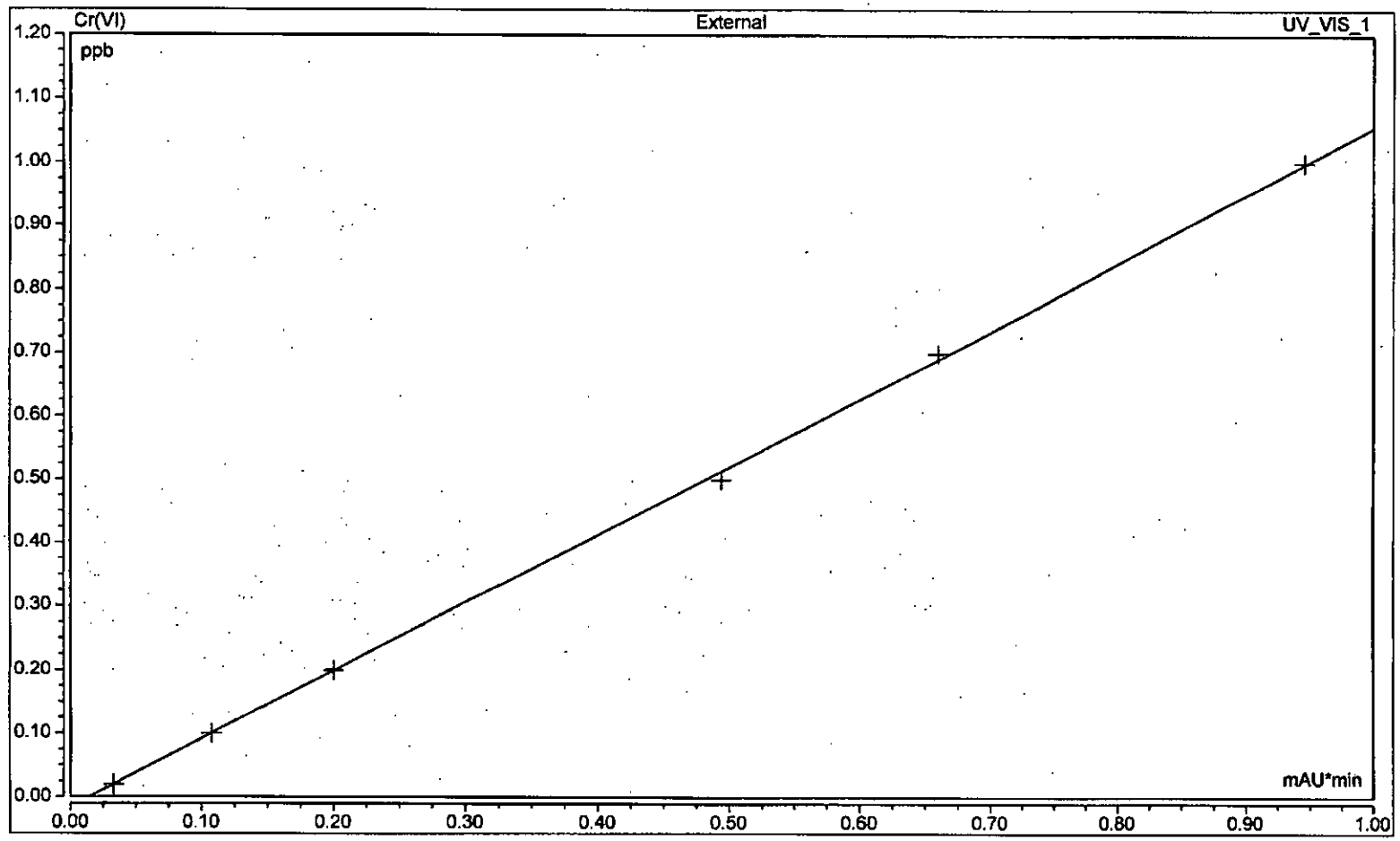

IC#8 4/2/15 pipettes: Top, Bottom Analyst: Bale

Injection Number	Injection Name	Type	Level	Processing Method	Inject Time	Dilution	Comment
1	STANDARD 1	Calibration Standard	01	8-033015LL-B	01/04/15 18:28	1.0	218.6 LL
2	STANDARD 2	Calibration Standard	02	8-033015LL-B	01/04/15 18:38	1.0	218.6 LL
3	STANDARD 3	Calibration Standard	03	8-033015LL-B	01/04/15 18:48	1.0	218.6 LL
4	STANDARD 4	Calibration Standard	04	8-033015LL-B	01/04/15 18:58	1.0	218.6 LL
5	STANDARD 5	Calibration Standard	05	8-033015LL-B	01/04/15 19:08	1.0	218.6 LL
6	STANDARD 6	Calibration Standard	06	8-033015LL-B	01/04/15 19:18	1.0	218.6 LL
7	STANDARD 7	Calibration Standard	07	8-033015LL-B	01/04/15 19:28	1.0	218.6 LL
8	CCV	Unknown		8-033015LL-B	02/04/15 10:29	1.0	218.6 LL
9	CCB	Unknown		8-033015LL-B	02/04/15 10:38	1.0	218.6 LL
10	LCS	Unknown		8-033015LL-B	02/04/15 10:48	1.0	218.6 LL
11	R1502282-007	Unknown		8-033015LL-B	02/04/15 10:58	2.0	218.6 LL
12	R1502282-008	Unknown		8-033015LL-B	02/04/15 11:08	2.0	218.6 LL
13	R1502282-008 MS	Unknown		8-033015LL-B	02/04/15 11:18	2.0	218.6 LL
14	R1502282-008 MSD	Unknown		8-033015LL-B	02/04/15 11:28	2.0	218.6 LL
15	R1502282-009	Unknown		8-033015LL-B	02/04/15 11:37	2.0	218.6 LL
16	R1502282-010	Unknown		8-033015LL-B	02/04/15 11:47	2.0	218.6 LL
17	R1502282-011	Unknown		8-033015LL-B	02/04/15 11:57	2.0	218.6 LL
18	R1502282-012	Unknown		8-033015LL-B	02/04/15 12:07	2.0	218.6 LL
19	CCV	Unknown		8-033015LL-B	02/04/15 12:17	1.0	218.6 LL
20	CCB	Unknown		8-033015LL-B	02/04/15 12:27	1.0	218.6 LL
21	CCV	Unknown		8-033015LL-B	02/04/15 12:37	1.0	218.6 LL
22	CCB	Unknown		8-033015LL-B	02/04/15 12:47	1.0	218.6 LL
23	LCS	Unknown		8-033015LL-B	02/04/15 12:57	1.0	218.6 LL
24	R1502282-013	Unknown		8-033015LL-B	02/04/15 13:07	2.0	218.6 LL
25	R1502282-014	Unknown		8-033015LL-B	02/04/15 13:17	2.0	218.6 LL
26	R1502282-014 MS	Unknown		8-033015LL-B	02/04/15 13:27	2.0	218.6 LL
27	R1502282-014 MSD	Unknown		8-033015LL-B	02/04/15 13:37	2.0	218.6 LL
28	R1502282-015	Unknown		8-033015LL-B	02/04/15 13:46	2.0	218.6 LL
29	R1502282-016	Unknown		8-033015LL-B	02/04/15 13:56	2.0	218.6 LL
30	R1502282-017	Unknown		8-033015LL-B	02/04/15 14:06	2.0	218.6 LL
31	R1502282-018	Unknown		8-033015LL-B	02/04/15 14:16	2.0	218.6 LL
32	R1502282-019	Unknown		8-033015LL-B	02/04/15 14:26	2.0	218.6 LL
33	R1502282-020	Unknown		8-033015LL-B	02/04/15 14:36	2.0	218.6 LL
34	CCV	Unknown		8-033015LL-B	02/04/15 14:46	1.0	218.6 LL
35	CCB	Unknown		8-033015LL-B	02/04/15 14:56	1.0	218.6 LL

R1502282

1 copy

Reviewed & Approved

By: CK

Date: 4/3/15

36	LCS	Unknown	8-033015LL-B	02/04/15 15:06	1.0	218.6 LL
37	R1502282-021	Unknown	8-033015LL-B	02/04/15 15:16	2.0	218.6 LL
38	R1502282-022	Unknown	8-033015LL-B	02/04/15 15:27	2.0	218.6 LL
39	R1502282-022 MS	Unknown	8-033015LL-B	02/04/15 15:37	2.0	218.6 LL
40	R1502282-022 MSD	Unknown	8-033015LL-B	02/04/15 15:47	2.0	218.6 LL
41	R1502282-023	Unknown	8-033015LL-B	02/04/15 15:56	2.0	218.6 LL
42	R1502282-024	Unknown	8-033015LL-B	02/04/15 16:05	2.0	218.6 LL
43	R1502282-025	Unknown	8-033015LL-B	02/04/15 16:15	2.0	218.6 LL
44	R1502282-026	Unknown	8-033015LL-B	02/04/15 16:25	2.0	218.6 LL
45	R1502282-027	Unknown	8-033015LL-B	02/04/15 16:35	2.0	218.6 LL
46	CCV	Unknown	8-033015LL-B	02/04/15 16:45	1.0	218.6 LL
47	CCB	Unknown	8-033015LL-B	02/04/15 16:55	1.0	218.6 LL
48	R1502282-028	Unknown	8-033015LL-B	02/04/15 17:05	2.0	218.6 LL
49	R1502282-029	Unknown	8-033015LL-B	02/04/15 17:16	2.0	218.6 LL
50	R1502282-030	Unknown	8-033015LL-B	02/04/15 17:25	2.0	218.6 LL
51	R1502282-031	Unknown	8-033015LL-B	02/04/15 17:35	2.0	218.6 LL
52	R1502282-032	Unknown	8-033015LL-B	02/04/15 17:45	2.0	218.6 LL
53	R1502282-033	Unknown	8-033015LL-B	02/04/15 17:55	2.0	218.6 LL
54	R1502282-034	Unknown	8-033015LL-B	02/04/15 18:05	2.0	218.6 LL
55	R1502282-035	Unknown	8-033015LL-B	02/04/15 18:15	2.0	218.6 LL
56	R1502282-036	Unknown	8-033015LL-B	02/04/15 18:25	2.0	218.6 LL
57	CCV	Unknown	8-033015LL-B	02/04/15 18:35	1.0	218.6 LL
58	CCB	Unknown	8-033015LL-B	02/04/15 18:45	1.0	218.6 LL
59	LCS	Unknown	8-033015LL-B	02/04/15 18:55	1.0	218.6 LL
60	R1502314-002	Unknown	8-033015LL-B	02/04/15 19:05	1.0	218.6 LL
61	R1502314-002 MS	Unknown	8-033015LL-B	02/04/15 19:15	1.0	218.6 LL
62	R1502314-002 MSD	Unknown	8-033015LL-B	02/04/15 19:25	1.0	218.6 LL
63	R1502314-003	Unknown	8-033015LL-B	02/04/15 19:34	1.0	218.6 LL
64	R1502314-004	Unknown	8-033015LL-B	02/04/15 19:44	1.0	218.6 LL
65	CCV	Unknown	8-033015LL-B	02/04/15 19:54	1.0	218.6 LL
66	CCB	Unknown	8-033015LL-B	02/04/15 19:55	1.0	218.6 LL
67	5% BUFFER WC140185A	Unknown	8-033015LL-B	02/04/15 19:55	1.0	218.6 LL
68	CCV	Unknown	8-033015LL-B	03/04/15 08:30	1.0	218.6 LL
69	CCB	Unknown	8-033015LL-B	03/04/15 08:39	1.0	218.6 LL

Analytical Results Summary

Instrument Name: R-IC-08 **Analyst:** BKALKMAN **Analysis Lot:** 438992 **Method/Testcode:** 218.6 LL/Cr6 D LL

Lab Code	Target Analytes	QC	Parent Sample	Matrix	Raw Result	Sample Amt.	Final Result	Dil	MDL	PQL	% Rec	% RSD	Date Analyzed	QC?	Tier
RQ1503194-01	Chromium, Hexavalent, Dissolved	CCV		Water	0.52 ppb	10 mL	0.517 ppb	1					4/2/15 10:29:00	N	IV
RQ1503194-03	Chromium, Hexavalent, Dissolved	CCB		Water	0.00 ppb	10 mL	0.020 µg/L U	1	0.014	0.020			4/2/15 10:38:00	N	IV
RQ1503194-08	Chromium, Hexavalent, Dissolved	MB		Water	0.00 ppb	10 mL	0.020 µg/L U	1	0.014	0.020			4/2/15 10:38:00	N	IV
RQ1503194-05	Chromium, Hexavalent, Dissolved	LCS		Water	0.18 ppb	10 mL	0.180 µg/L	1	0.014	0.020	90		4/2/15 10:48:00	N	IV
R1502282-007	Chromium, Hexavalent, Dissolved	N/A		Water	0.01 ppb	10 mL	0.040 µg/L U	2	0.028	0.040			4/2/15 10:58:00	N	IV
R1502282-008	Chromium, Hexavalent, Dissolved	N/A		Water	0.02 ppb	10 mL	0.034 µg/L J	2	0.028	0.040			4/2/15 11:08:00	N	IV
RQ1503194-06	Chromium, Hexavalent, Dissolved	MS	R1502282-008	Water	0.22 ppb	10 mL	0.432 µg/L	2	0.028	0.040	100		4/2/15 11:18:00	N	IV
RQ1503194-07	Chromium, Hexavalent, Dissolved	DMS	R1502282-008	Water	0.22 ppb	10 mL	0.445 µg/L	2	0.028	0.040	103	3	4/2/15 11:28:00	N	IV
R1502282-009	Chromium, Hexavalent, Dissolved	N/A		Water	0.00 ppb	10 mL	0.040 µg/L U	2	0.028	0.040			4/2/15 11:37:00	N	IV
R1502282-010	Chromium, Hexavalent, Dissolved	N/A		Water	0.01 ppb	10 mL	0.040 µg/L U	2	0.028	0.040			4/2/15 11:47:00	N	IV
R1502282-011	Chromium, Hexavalent, Dissolved	N/A		Water	0.01 ppb	10 mL	0.040 µg/L U	2	0.028	0.040			4/2/15 11:57:00	N	IV
R1502282-012	Chromium, Hexavalent, Dissolved	N/A		Water	0.02 ppb	10 mL	0.034 µg/L J	2	0.028	0.040			4/2/15 12:07:00	N	IV
RQ1503194-02	Chromium, Hexavalent, Dissolved	CCV		Water	0.45 ppb	10 mL	0.450 ppb	1					4/2/15 12:17:00	N	IV
RQ1503194-04	Chromium, Hexavalent, Dissolved	CCB		Water	0.00 ppb	10 mL	0.020 µg/L U	1	0.014	0.020			4/2/15 12:27:00	N	IV

00116

# indicates Final Result is not yet adjusted for Solids because it has not yet been determined.

Analytical Results Summary

Instrument Name: R-IC-08 **Analyst:** BKALKMAN **Analysis Lot:** 438995 **Method/Testcode:** 218.6 LL/Cr6 D LL

Lab Code	Target Analytes	QC	Parent Sample	Matrix	Raw Result	Sample Amt.	Final Result	Dil	MDL	PQL	% Rec	% RSD	Date Analyzed	QC?	Tier
RQ1503196-01	Chromium, Hexavalent, Dissolved	CCV		Water	0.49 ppb	10 mL	0.485 ppb	1					4/2/15 12:37:00	N	IV
RQ1503196-03	Chromium, Hexavalent, Dissolved	CCB		Water	0.00 ppb	10 mL	0.020 µg/L U	1	0.014	0.020			4/2/15 12:47:00	N	IV
RQ1503196-06	Chromium, Hexavalent, Dissolved	MB		Water	0.00 ppb	10 mL	0.020 µg/L U	1	0.014	0.020			4/2/15 12:47:00	N	IV
RQ1503196-05	Chromium, Hexavalent, Dissolved	LCS		Water	0.18 ppb	10 mL	0.183 µg/L	1	0.014	0.020	91		4/2/15 12:57:00	N	IV
R1502282-013	Chromium, Hexavalent, Dissolved	N/A		Water	0.01 ppb	10 mL	0.040 µg/L U	2	0.028	0.040			4/2/15 13:07:00	N	IV
R1502282-014	Chromium, Hexavalent, Dissolved	N/A		Water	0.02 ppb	10 mL	0.049 µg/L	2	0.028	0.040	84* CK 4/3/15		4/2/15 13:17:00	N	IV
RQ1503196-07	Chromium, Hexavalent, Dissolved	MS	R1502282-014	Water	0.192 ~~0.17~~ CK 4/3/15 ppb	10 mL	0.384 ~~0.332~~ CK 4/3/15 µg/L	2	0.028	0.040	~~74*~~		4/2/15 13:27:00	N	IV
RQ1503196-08	Chromium, Hexavalent, Dissolved	DMS	R1502282-014	Water	0.21 ppb	10 mL	0.424 µg/L	2	0.028	0.040	94	10 ~~24*~~	4/2/15 13:37:00	N	IV
R1502282-015	Chromium, Hexavalent, Dissolved	N/A		Water	0.0144 ~~0.04~~ CK 4/3/15 ppb	10 mL	0.029 J ~~0.089~~ CK 4/3/15 µg/L	2	0.028	0.040		CK 4/3/15	4/2/15 13:46:00	N	IV
R1502282-016	Chromium, Hexavalent, Dissolved	N/A		Water	0.02 ppb	10 mL	0.038 µg/L J	2	0.028	0.040			4/2/15 13:56:00	N	IV
R1502282-017	Chromium, Hexavalent, Dissolved	N/A		Water	0.00 ppb	10 mL	0.040 µg/L U	2	0.028	0.040			4/2/15 14:06:00	N	IV
R1502282-018	Chromium, Hexavalent, Dissolved	N/A		Water	0.02 ppb	10 mL	0.038 µg/L J	2	0.028	0.040			4/2/15 14:16:00	N	IV
R1502282-019	Chromium, Hexavalent, Dissolved	N/A		Water	0.02 ppb	10 mL	0.030 µg/L J	2	0.028	0.040			4/2/15 14:26:00	N	IV
R1502282-020	Chromium, Hexavalent, Dissolved	N/A		Water	0.03 ppb	10 mL	0.058 µg/L	2	0.028	0.040			4/2/15 14:36:00	N	IV
RQ1503196-02	Chromium, Hexavalent, Dissolved	CCV		Water	0.47 ppb	10 mL	0.466 ppb	1					4/2/15 14:46:00	N	IV
RQ1503196-04	Chromium, Hexavalent, Dissolved	CCB		Water	0.00 ppb	10 mL	0.020 µg/L U	1	0.014	0.020			4/2/15 14:56:00	N	IV

# indicates Final Result is not yet adjusted for Solids because it has not yet been determined.

Analytical Results Summary

Instrument Name: R-IC-08 **Analyst:** BKALKMAN **Analysis Lot:** 438997 **Method/Testcode:** 218.6 LL/Cr6 D LL

Lab Code	Target Analytes	QC	Parent Sample	Matrix	Raw Result	Sample Amt.	Final Result	Dil	MDL	PQL	% Rec	% RSD	Date Analyzed	QC?	Tier
RQ1503197-01	Chromium, Hexavalent, Dissolved	CCV		Water	0.47 ppb	10 mL	0.466 ppb	1					4/2/15 14:46:00	N	IV
RQ1503197-04	Chromium, Hexavalent, Dissolved	CCB		Water	0.00 ppb	10 mL	0.020 µg/L U	1	0.014	0.020			4/2/15 14:56:00	N	IV
RQ1503197-08	Chromium, Hexavalent, Dissolved	MB		Water	0.00 ppb	10 mL	0.020 µg/L U	1	0.014	0.020			4/2/15 14:56:00	N	IV
RQ1503197-07	Chromium, Hexavalent, Dissolved	LCS		Water	0.19 ppb	10 mL	0.194 µg/L	1	0.014	0.020	97		4/2/15 15:06:00	N	IV
R1502282-021	Chromium, Hexavalent, Dissolved	N/A		Water	0.02 ppb	10 mL	0.040 µg/L	2	0.028	0.040			4/2/15 15:16:00	N	IV
R1502282-022	Chromium, Hexavalent, Dissolved	N/A		Water	0.04 ppb	10 mL	0.085 µg/L	2	0.028	0.040			4/2/15 15:27:00	N	IV
RQ1503197-09	Chromium, Hexavalent, Dissolved	MS	R1502282-022	Water	0.25 ppb	10 mL	0.498 µg/L	2	0.028	0.040	103	CLL 4/3/15 24*	4/2/15 15:37:00	N	IV
RQ1503197-10	Chromium, Hexavalent, Dissolved	DMS	R1502282-022	Water	0.19565 CLL 4/3/15 ~~0.19~~ ppb	10 mL	0.342 CLL 4/3/15 ~~0.371~~ µg/L	2	0.028	0.040	~~72*~~	~~29*~~	4/2/15 15:47:00	N	IV
R1502282-023	Chromium, Hexavalent, Dissolved	N/A		Water	0.02 ppb	10 mL	0.046 µg/L	2	0.028	0.040	77* CLL 4/3/15		4/2/15 15:56:00	N	IV
R1502282-024	Chromium, Hexavalent, Dissolved	N/A		Water	0.02 ppb	10 mL	0.039 µg/L J	2	0.028	0.040			4/2/15 16:05:00	N	IV
R1502282-025	Chromium, Hexavalent, Dissolved	N/A		Water	0.01 ppb	10 mL	0.028 µg/L J	2	0.028	0.040			4/2/15 16:15:00	N	IV
R1502282-026	Chromium, Hexavalent, Dissolved	N/A		Water	0.03 ppb	10 mL	0.059 µg/L	2	0.028	0.040			4/2/15 16:25:00	N	IV
R1502282-027	Chromium, Hexavalent, Dissolved	N/A		Water	0.02 ppb	10 mL	0.038 µg/L J	2	0.028	0.040			4/2/15 16:35:00	N	IV
RQ1503197-02	Chromium, Hexavalent, Dissolved	CCV		Water	0.47 ppb	10 mL	0.467 ppb	1					4/2/15 16:45:00	N	IV
RQ1503197-05	Chromium, Hexavalent, Dissolved	CCB		Water	0.00 ppb	10 mL	0.020 µg/L U	1	0.014	0.020			4/2/15 16:55:00	N	IV
R1502282-028	Chromium, Hexavalent, Dissolved	N/A		Water	0.00 ppb	10 mL	0.040 µg/L U	2	0.028	0.040			4/2/15 17:05:00	N	IV
R1502282-029	Chromium, Hexavalent, Dissolved	N/A		Water	0.02 ppb	10 mL	0.038 µg/L J	2	0.028	0.040			4/2/15 17:16:00	N	IV
R1502282-030	Chromium, Hexavalent, Dissolved	N/A		Water	0.03 ppb	10 mL	0.063 µg/L	2	0.028	0.040			4/2/15 17:25:00	N	IV
R1502282-031	Chromium, Hexavalent, Dissolved	N/A		Water	0.02 ppb	10 mL	0.044 µg/L	2	0.028	0.040			4/2/15 17:35:00	N	IV
R1502282-032	Chromium, Hexavalent, Dissolved	N/A		Water	0.02 ppb	10 mL	0.040 µg/L	2	0.028	0.040			4/2/15 17:45:00	N	IV
R1502282-033	Chromium, Hexavalent, Dissolved	N/A		Water	0.00 ppb	10 mL	0.040 µg/L U	2	0.028	0.040			4/2/15 17:55:00	N	IV
R1502282-034	Chromium, Hexavalent, Dissolved	N/A		Water	0.02 ppb	10 mL	0.042 µg/L	2	0.028	0.040			4/2/15 18:05:00	N	IV
R1502282-035	Chromium, Hexavalent, Dissolved	N/A		Water	0.02 ppb	10 mL	0.045 µg/L	2	0.028	0.040			4/2/15 18:15:00	N	IV

# indicates Final Result is not yet adjusted for Solids because it has not yet been determined.

Analytical Results Summary

Instrument Name: R-IC-08 **Analyst:** BKALKMAN **Analysis Lot:** 438997 **Method/Testcode:** 218.6 LL/Cr6 D LL

Lab Code	Target Analytes	QC	Parent Sample	Matrix	Raw Result	Sample Amt.	Final Result	Dil	MDL	PQL	% Rec	% RSD	Date Analyzed	QC?	Tier
R1502282-036	Chromium, Hexavalent, Dissolved	N/A		Water	0.03 ppb	10 mL	0.052 µg/L	2	0.028	0.040			4/2/15 18:25:00	N	IV
RQ1503197-03	Chromium, Hexavalent, Dissolved	CCV		Water	0.48 ppb	10 mL	0.477 ppb	1					4/2/15 18:35:00	N	IV
RQ1503197-06	Chromium, Hexavalent, Dissolved	CCB		Water	0.00 ppb	10 mL	0.020 µg/L U	1	0.014	0.020			4/2/15 18:45:00	N	IV

# indicates Final Result is not yet adjusted for Solids because it has not yet been determined.

Sample Dilutions

Analyst: Pak Date: 4/2/15

Instrument: ICP-8 Analysis: 200.6-LL

	Sample ID	1st Dilution				2nd Dilution			3nd Dilution		
		mL's of Sample	mL's of Diluent	Matrix of Diluent	Dilution Factor	mL's of 1st Dilution	mL's of Diluent	Dilution Factor	mL's of 2nd Dilution	mL's of Diluent	Dilution Factor
1	All Analyte @ 1/2	3	3	Buffered DI	2						
2											
3											
4											
5											
6											
7											
8											
9											
10											
11											
12											
13											
14											
15											
16											
17											
18											
19											
20											
21											
22											
23											
24											
25											
26											
27											
28											

Pak 4/2/15

Calibration Batch Report

Processing Method:	8-033015LL-B	*Injection Volume:*	500.00
Instrument Method:	Cr(VI) w ASDV - LL	*Operator:*	ALRCE.GenChem02

Calibration Summary

Peak Name	Eval.Type	Cal.Type	Points	Offset (C0)	Slope (C1)	Curve (C2)	Coeff.Det. %
Cr(VI)	Area	Quad, WithOffset, 1/A	6.000	-0.009	1.080	-0.020	99.94

ok 4/3/15 BW

Injection Name Cr(VI)	Ret.Time min Cr(VI)	Area mAU*min Cr(VI)	Height mAU Cr(VI)	Amount ppb Cr(VI)	Calibration Point Status Cr(VI)
	UV_VIS_1	UV_VIS_1	UV_VIS_1	UV_VIS_1	UV_VIS_1
STANDARD 1	n.a.	n.a.	n.a.	n.a.	Missing Peak
STANDARD 2	6.176	0.0266	0.060	ok 0.0193	Ok
STANDARD 3	6.128	0.1038	0.211	ok 0.1025	Ok
STANDARD 4	6.132	0.2018	0.407	ok 0.2077	Ok
STANDARD 5	6.136	0.4569	0.969	ok 0.4796	Ok
STANDARD 6	6.132	0.6728	1.388	ok 0.7078	Ok
STANDARD 7	6.130	0.9538	1.967	ok 1.0018	Ok
Average	6.139				
Rel. Std. Dev.	0.297 %				

4/3/15 BW

Ret. Time min	Param. Name	Param. Value	Inj. Type	Channel
0.000	Inhibit Integration	On	Any	All Channels
0.000	Valley To Valley	On	Any	All Channels
0.000	Minimum Area	0.0010 [Signal*min]	Any	All Channels
0.000	Minimum Height	0.025 [Signal]	Any	All Channels
4.000	Peak Slice	5.00 [s]	Any	All Channels
5.650	Inhibit Integration	Off	Any	All Channels
7.500	Inhibit Integration	On	Any	All Channels

00707

Method Name: 8-033015LL-B
Corr. Coefficient: 99.94
Calibration Type: Quad, WithOffset, 1/A

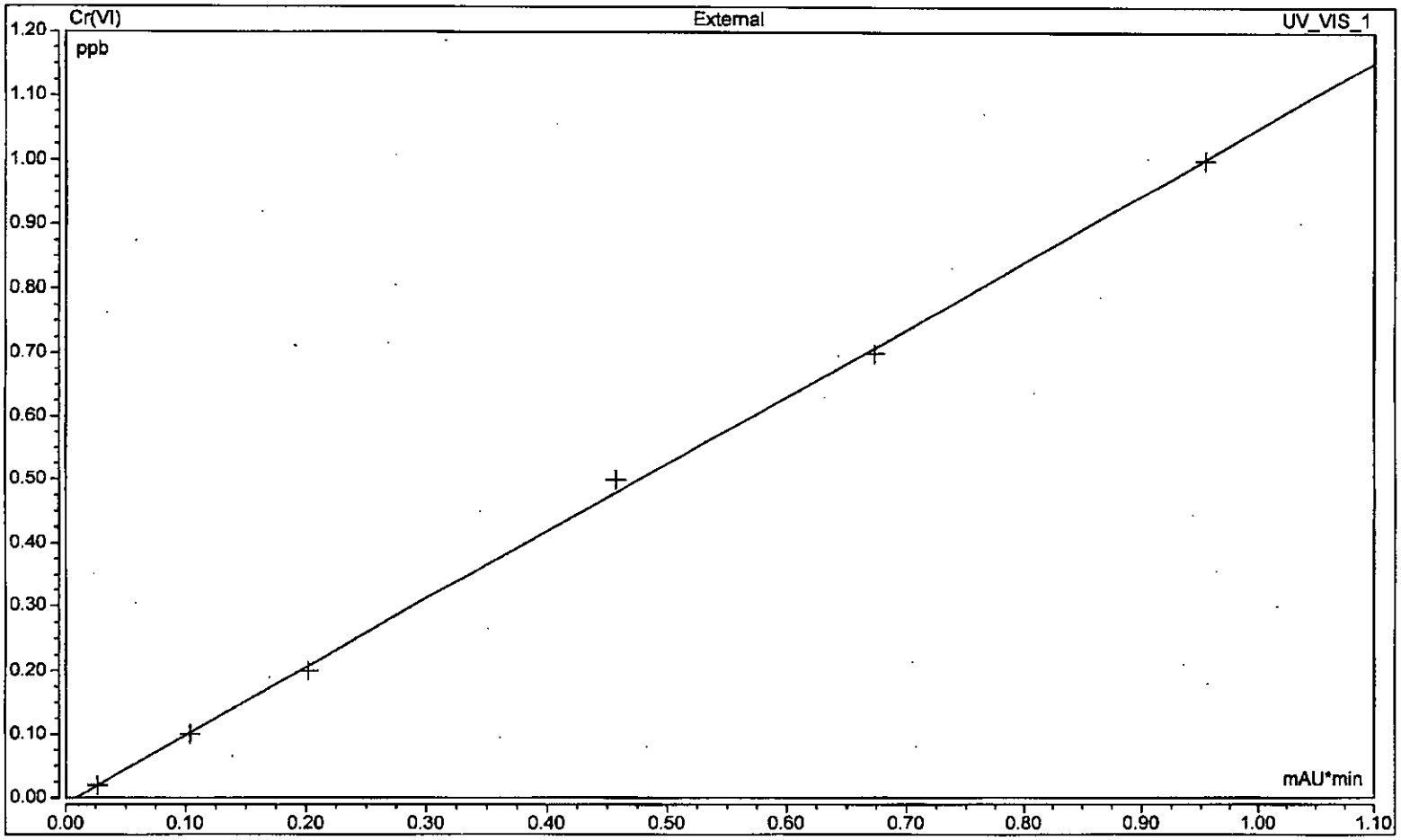

00208

Calibration Batch Report

Processing Method:	8-033015LL-B	*Injection Volume:*	500.00
Instrument Method:	Cr(VI) w ASDV - LL	*Operator:*	ALRCE.GenChem02

Calibration Summary

Peak Name	Eval.Type	Cal.Type	Points	Offset (C0)	Slope (C1)	Curve (C2)	Coeff.Det. %
Cr(VI)	Area	Lin, WithOffset, 1/A	8.000	-0.009	1.064	0.000	99.93

Injection Name Cr(VI)	Ret.Time min Cr(VI)	Area mAU*min Cr(VI)	Height mAU Cr(VI)	Amount ppb Cr(VI)	Calibration Point Status Cr(VI)
	UV_VIS_1	UV_VIS_1	UV_VIS_1	UV_VIS_1	UV_VIS_1
STANDARD 1	n.a.	n.a.	n.a.	n.a.	Missing Peak
STANDARD 2	6.176	0.0266	0.060	0.0196	Ok
STANDARD 3	6.128	0.1038	0.211	0.1018	Ok
STANDARD 4	6.132	0.2018	0.407	0.2061	Ok
STANDARD 5	6.136	0.4569	0.969	0.4775	Ok
STANDARD 6	6.132	0.6728	1.388	0.7073	Ok
STANDARD 7	6.130	0.9538	1.967	1.0063	Ok
Average	6.139				
Rel. Std. Dev.	0.297 %				

Linearity check only
4/3/15
[illegible]

Ret. Time min	Param. Name	Param. Value	Inj. Type	Channel
0.000	Inhibit Integration	On	Any	All Channels
0.000	Valley To Valley	On	Any	All Channels
0.000	Minimum Area	0.0010 [Signal*min]	Any	All Channels
0.000	Minimum Height	0.025 [Signal]	Any	All Channels
4.000	Peak Slice	5.00 [s]	Any	All Channels
5.650	Inhibit Integration	Off	Any	All Channels
7.500	Inhibit Integration	On	Any	All Channels

Method Name: 8-033015LL-B
Corr. Coefficient: 99.93
Calibration Type: Lin, WithOffset, 1/A

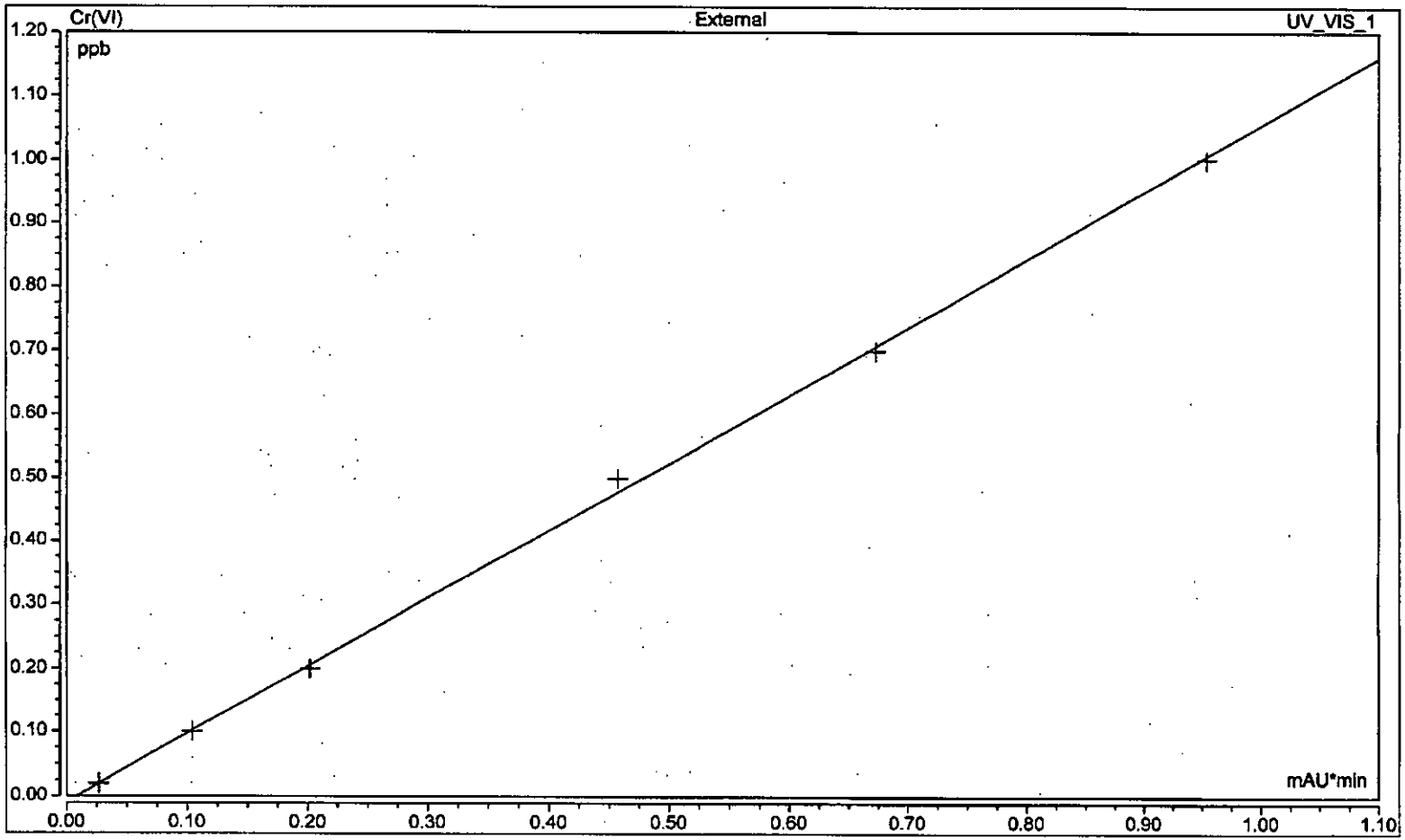

00215

APPENDIX C—CHEMICAL RESULTS DATA TABLE

Table C-1

Chemical Results for Surface Water Samples-March 2015
Frog Mortar Creek
Lockheed Martin, Martin State Airport, Middle River, Maryland

Location Sample ID Sample Date	EL-SW01A EL-SW01A-033115 20150331	EL-SW01B EL-SW01B-033115 20150331	EL-SW01C EL-SW01C-033115 20150331	EL-SW01D EL-SW01D-033115 20150331	MSA-SW-37A MSA-SW37A-033115 20150331	MSA-SW-37B MSA-SW37B-033115 20150331
VOLATILES (UG/L)						
1,1,1,2-TETRACHLOROETHANE	0.28 U	0.28 U	0.28 U	0.28 U	0.28 U	0.28 U
1,1,1-TRICHLOROETHANE	0.44 U	0.44 U	0.44 U	0.44 U	0.44 U	0.44 U
1,1,2,2-TETRACHLOROETHANE	0.22 U	0.22 U	0.22 U	0.22 U	0.22 U	0.22 U
1,1,2-TRICHLOROTRIFLUOROETHANE	0.45 U	0.45 U	0.45 U	0.45 U	0.45 U	0.45 U
1,1-DICHLOROETHANE	0.3 U	0.3 U	0.3 U	0.3 U	0.3 U	0.3 U
1,1-DICHLOROETHENE	0.45 U	0.45 U	0.45 U	0.45 U	0.45 U	0.45 U
1,1-DICHLOROPROPENE	0.42 U	0.42 U	0.42 U	0.42 U	0.42 U	0.42 U
1,2,3-TRICHLOROBENZENE	0.37 U	0.37 U	0.37 U	0.37 U	0.37 U	0.37 U
1,2,3-TRICHLOROPROPANE	0.44 U	0.44 U	0.44 U	0.44 U	0.44 U	0.44 U
1,2,3-TRIMETHYLBENZENE	0.47 U	0.47 U	0.47 U	0.47 U	0.47 U	0.47 U
1,2,4-TRICHLOROBENZENE	0.32 U	0.32 U	0.32 U	0.32 U	0.32 U	0.32 U
1,2,4-TRIMETHYLBENZENE	0.41 U	0.41 U	0.41 U	0.41 U	0.41 U	1
1,2-DIBROMO-3-CHLOROPROPANE	0.82 U	0.82 U	0.82 U	0.82 U	0.82 U	0.82 U
1,2-DIBROMOETHANE	0.32 U	0.32 U	0.32 U	0.32 U	0.32 U	0.32 U
1,2-DICHLOROBENZENE	0.25 U	0.25 U	0.25 U	0.25 U	0.25 U	0.25 U
1,2-DICHLOROETHANE	0.23 U	0.23 U	0.23 U	0.23 U	0.23 U	0.23 U
1,2-DICHLOROPROPANE	0.25 U	0.25 U	0.25 U	0.25 U	0.25 U	0.25 U
1,3-DICHLOROBENZENE	0.19 U	0.19 U	0.19 U	0.19 U	0.19 U	0.19 U
1,3-DICHLOROPROPANE	0.19 U	0.19 U	0.19 U	0.19 U	0.19 U	0.19 U
1,4-DICHLOROBENZENE	0.27 U	0.27 U	0.27 U	0.27 U	0.61 J	0.27 U
2,2-DICHLOROPROPANE	0.26 U	0.26 U	0.26 U	0.26 U	0.26 U	0.26 U
2-BUTANONE	0.53 U	0.53 U	0.53 U	0.53 U	0.53 U	0.53 U
2-CHLOROETHYL VINYL ETHER	0.59 UR	0.59 UR	0.59 UR	0.59 UR	0.59 UR	0.59 UR
2-CHLOROTOLUENE	0.4 U	0.4 U	0.4 U	0.4 U	0.4 U	0.4 U
2-HEXANONE	0.48 U	0.48 U	0.48 U	0.48 U	0.48 U	0.48 U
4-CHLOROTOLUENE	0.29 U	0.29 U	0.29 U	0.29 U	0.29 U	0.29 U
4-ISOPROPYLTOLUENE	0.43 U	0.43 U	0.43 U	0.43 U	0.43 U	0.43 U
4-METHYL-2-PENTANONE	0.99 U	0.99 U	0.99 U	0.99 U	0.99 U	0.99 U
ACETONE	9.9	0.94 U	0.94 U	0.94 U	0.94 U	0.94 U
BENZENE	0.35 U	0.35 U	0.35 U	0.35 U	0.35 U	0.6 J
BROMOBENZENE	0.35 U	0.35 U	0.35 U	0.35 U	0.35 U	0.35 U
BROMOCHLOROMETHANE	0.5 U	0.5 U	0.5 U	0.5 U	0.5 U	0.5 U
BROMODICHLOROMETHANE	0.29 U	0.29 U	0.29 U	0.29 U	0.29 U	0.29 U
BROMOFORM	0.56 U	0.56 U	0.56 U	0.56 U	0.56 U	0.56 U
BROMOMETHANE	0.44 U	0.44 U	0.44 U	0.44 U	0.44 U	0.44 U
CARBON DISULFIDE	0.38 U	0.38 U	0.38 U	0.38 U	0.38 U	0.38 U
CARBON TETRACHLORIDE	0.43 U	0.43 U	0.43 U	0.43 U	0.43 U	0.43 U

Table C-1

Chemical Results for Surface Water Samples-March 2015
Frog Mortar Creek
Lockheed Martin, Martin State Airport, Middle River, Maryland

Location Sample ID Sample Date	EL-SW01A EL-SW01A-033115 20150331	EL-SW01B EL-SW01B-033115 20150331	EL-SW01C EL-SW01C-033115 20150331	EL-SW01D EL-SW01D-033115 20150331	MSA-SW-37A MSA-SW37A-033115 20150331	MSA-SW-37B MSA-SW37B-033115 20150331
CHLOROBENZENE	0.25 U	0.25 U	0.25 U	0.25 U	0.28 J	0.25 U
CHLORODIBROMOMETHANE	0.43 U	0.43 U	0.43 U	0.43 U	0.43 U	0.43 U
CHLORODIFLUOROMETHANE	1 UJ	1 UJ	1 UJ	1 UJ	1 UJ	1 UJ
CHLOROETHANE	0.32 U	0.32 U	0.32 U	0.32 U	0.32 U	0.32 U
CHLOROFORM	0.25 U	0.25 U	0.25 U	0.25 U	0.25 U	0.25 U
CHLOROMETHANE	0.44 U	0.44 U	0.44 U	0.44 U	0.44 U	0.44 U
CIS-1,2-DICHLOROETHENE	0.61 J	0.61 J	0.6 J	0.71 J	16	7.5
CIS-1,3-DICHLOROPROPENE	0.46 U	0.46 U	0.46 U	0.46 U	0.46 U	0.46 U
DIBROMOMETHANE	0.42 U	0.42 U	0.42 U	0.42 U	0.42 U	0.42 U
DICHLORODIFLUOROMETHANE	0.32 U	0.32 U	0.32 U	0.32 U	0.32 U	0.32 U
DIISOPROPYL ETHER	0.5 U	0.5 U	0.5 U	0.5 U	0.5 U	0.5 U
ETHYL TERT-BUTYL ETHER	0.23 U	0.23 U	0.23 U	0.23 U	0.23 U	0.23 U
ETHYLBENZENE	0.25 U	0.27 J	0.25 U	0.25 U	0.25 U	0.73 J
HEXACHLOROBUTADIENE	0.35 U	0.35 U	0.35 U	0.35 U	0.35 U	0.35 U
ISOPROPYLBENZENE	0.35 U	0.35 U	0.35 U	0.35 U	0.35 U	0.35 U
M+P-XYLENES	0.26 J	0.82 J	0.45 J	0.24 U	0.33 J	2.8
METHYL TERT-BUTYL ETHER	0.2 U	0.2 U	0.2 U	0.2 U	0.2 U	0.2 U
METHYLENE CHLORIDE	0.33 U	0.33 U	0.33 U	0.33 U	0.33 U	0.33 U
NAPHTHALENE	0.45 U	0.45 U	0.45 U	0.45 U	0.45 U	0.45 U
N-BUTYLBENZENE	0.31 U	0.31 U	0.31 U	0.31 U	0.31 U	0.31 U
N-PROPYLBENZENE	0.4 U	0.4 U	0.4 U	0.4 U	0.4 U	0.4 U
O-XYLENE	0.25 U	0.33 J	0.25 U	0.25 U	0.25 U	1.1
SEC-BUTYLBENZENE	0.48 U	0.48 U	0.48 U	0.48 U	0.48 U	0.48 U
STYRENE	0.45 U	0.45 U	0.45 U	0.45 U	0.45 U	0.45 U
TERT-AMYL METHYL ETHER	0.3 U	0.3 U	0.3 U	0.3 U	0.3 U	0.3 U
TERT-BUTYLBENZENE	0.41 U	0.41 U	0.41 U	0.41 U	0.41 U	0.41 U
TERTIARY-BUTYL ALCOHOL	4.9 UJ	4.9 UJ	4.9 UJ	4.9 UJ	4.9 UJ	4.9 UJ
TETRACHLOROETHENE	0.31 U	0.31 U	0.31 U	0.31 U	0.31 U	0.31 U
TOLUENE	0.48 J	1.5	0.74 J	0.23 U	0.23 J	4.2
TOTAL XYLENES	0.52 U	1.2 J	0.52 U	0.52 U	0.52 U	3.9
TRANS-1,2-DICHLOROETHENE	0.3 U	0.3 U	0.3 U	0.3 U	0.3 U	0.3 U
TRANS-1,3-DICHLOROPROPENE	0.56 U	0.56 U	0.56 U	0.56 U	0.56 U	0.56 U
TRICHLOROETHENE	1.1	1.2	1.2	1.3	11	11
TRICHLOROFLUOROMETHANE	0.49 U	0.49 U	0.49 U	0.49 U	0.49 U	0.49 U
VINYL ACETATE	0.41 U	0.41 U	0.41 U	0.41 U	0.41 U	0.41 U
VINYL CHLORIDE	0.32 J	0.31 J	0.33 J	0.38 J	18	5.2

Table C-1

Chemical Results for Surface Water Samples-March 2015
Frog Mortar Creek
Lockheed Martin, Martin State Airport, Middle River, Maryland

Location Sample ID Sample Date	EL-SW01A EL-SW01A-033115 20150331	EL-SW01B EL-SW01B-033115 20150331	EL-SW01C EL-SW01C-033115 20150331	EL-SW01D EL-SW01D-033115 20150331	MSA-SW-37A MSA-SW37A-033115 20150331	MSA-SW-37B MSA-SW37B-033115 20150331
DISSOLVED METALS (UG/L)						
ANTIMONY	NA	NA	NA	NA	0.51 U	0.62 U
ARSENIC	NA	NA	NA	NA	1.4 J	1.7 J
BARIUM	NA	NA	NA	NA	31	33
BERYLLIUM	NA	NA	NA	NA	0.11 U	0.2 U
CADMIUM	NA	NA	NA	NA	0.66 J	0.64 J
CHROMIUM	NA	NA	NA	NA	1.9 U	1.9 U
COBALT	NA	NA	NA	NA	1.7	1.1
COPPER	NA	NA	NA	NA	3.9	4
LEAD	NA	NA	NA	NA	0.2 J	0.22 J
MERCURY	NA	NA	NA	NA	0.09 U	0.09 U
MOLYBDENUM	NA	NA	NA	NA	2.5 U	2.6 U
NICKEL	NA	NA	NA	NA	2.4	2.3
SELENIUM	NA	NA	NA	NA	0.86 J	1.1 J
SILVER	NA	NA	NA	NA	0.02 U	0.02 U
THALLIUM	NA	NA	NA	NA	0.15 J	0.18 J
TUNGSTEN	NA	NA	NA	NA	1.3 U	1.3 U
VANADIUM	NA	NA	NA	NA	0.73 U	0.79 U
ZINC	NA	NA	NA	NA	12 J	12 J
MISCELLANEOUS PARAMETERS (MG/L)						
CALCIUM HARDNESS AS CACO3	NA	NA	NA	NA	180	170
HARDNESS AS CACO3	NA	NA	NA	NA	740	770
MAGNESIUM HARDNESS AS CACO3	NA	NA	NA	NA	560	600
MISCELLANEOUS PARAMETERS (UG/L)						
HEXAVALENT CHROMIUM	NA	NA	NA	NA	0.04 UJ	0.04 UJ

Table C-1

Chemical Results for Surface Water Samples-March 2015
Frog Mortar Creek
Lockheed Martin, Martin State Airport, Middle River, Maryland

Location Sample ID Sample Date	MSA-SW-37C MSA-SW37C-033115 20150331	MSA-SW-37D MSA-SW37D-033115 20150331	MSA-SW-38A MSA-SW38A-033115 20150331	MSA-SW-38B MSA-SW38B-033115 20150331	MSA-SW-38C MSA-SW38C-033115 20150331	MSA-SW-38D MSA-SW38D-033115 20150331
VOLATILES (UG/L)						
1,1,1,2-TETRACHLOROETHANE	0.28 U	0.28 U	0.28 U	0.28 U	0.28 U	0.28 U
1,1,1-TRICHLOROETHANE	0.44 U	0.44 U	0.44 U	0.44 U	0.44 U	0.44 U
1,1,2,2-TETRACHLOROETHANE	0.22 U	0.22 U	0.22 U	0.22 U	0.22 U	0.22 U
1,1,2-TRICHLOROTRIFLUOROETHANE	0.45 U	0.45 U	0.45 U	0.45 U	0.45 U	0.45 U
1,1-DICHLOROETHANE	0.3 U	0.3 U	0.3 U	0.3 U	0.3 U	0.3 U
1,1-DICHLOROETHENE	0.45 U	0.45 U	0.45 U	0.45 U	0.45 U	0.45 U
1,1-DICHLOROPROPENE	0.42 U	0.42 U	0.42 U	0.42 U	0.42 U	0.42 U
1,2,3-TRICHLOROBENZENE	0.37 U	0.37 U	0.37 U	0.37 U	0.37 U	0.37 U
1,2,3-TRICHLOROPROPANE	0.44 U	0.44 U	0.44 U	0.44 U	0.44 U	0.44 U
1,2,3-TRIMETHYLBENZENE	0.47 U	0.47 U	0.47 U	0.47 U	0.47 U	0.47 U
1,2,4-TRICHLOROBENZENE	0.32 U	0.32 U	0.32 U	0.32 U	0.32 U	0.32 U
1,2,4-TRIMETHYLBENZENE	0.41 U	0.41 U	0.41 U	0.41 U	0.41 U	0.41 U
1,2-DIBROMO-3-CHLOROPROPANE	0.82 U	0.82 U	0.82 U	0.82 U	0.82 U	0.82 U
1,2-DIBROMOETHANE	0.32 U	0.32 U	0.32 U	0.32 U	0.32 U	0.32 U
1,2-DICHLOROBENZENE	0.25 U	0.25 U	0.25 U	0.25 U	0.25 U	0.25 U
1,2-DICHLOROETHANE	0.23 U	0.23 U	0.23 U	0.23 U	0.23 U	0.23 U
1,2-DICHLOROPROPANE	0.25 U	0.25 U	0.25 U	0.25 U	0.25 U	0.25 U
1,3-DICHLOROBENZENE	0.19 U	0.19 U	0.19 U	0.19 U	0.19 U	0.19 U
1,3-DICHLOROPROPANE	0.19 U	0.19 U	0.19 U	0.19 U	0.19 U	0.19 U
1,4-DICHLOROBENZENE	0.27 U	0.27 U	0.46 J	0.27 U	0.27 U	0.27 U
2,2-DICHLOROPROPANE	0.26 U	0.26 U	0.26 U	0.26 U	0.26 U	0.26 U
2-BUTANONE	0.53 U	0.53 U	0.53 U	0.53 U	0.53 U	0.53 U
2-CHLOROETHYL VINYL ETHER	0.59 UR	0.59 UR	0.59 UR	0.59 UR	0.59 UR	0.59 UR
2-CHLOROTOLUENE	0.4 U	0.4 U	0.4 U	0.4 U	0.4 U	0.4 U
2-HEXANONE	0.48 U	0.48 U	0.48 U	0.48 U	0.48 U	0.48 U
4-CHLOROTOLUENE	0.29 U	0.29 U	0.29 U	0.29 U	0.29 U	0.29 U
4-ISOPROPYLTOLUENE	0.43 U	0.43 U	0.43 U	0.43 U	0.43 U	0.43 U
4-METHYL-2-PENTANONE	0.99 U	0.99 U	0.99 U	0.99 U	0.99 U	0.99 U
ACETONE	0.94 U	0.94 U	0.94 U	0.94 U	0.94 U	0.94 U
BENZENE	0.35 U	0.35 U	0.35 U	0.35 U	0.35 U	0.35 U
BROMOBENZENE	0.35 U	0.35 U	0.35 U	0.35 U	0.35 U	0.35 U
BROMOCHLOROMETHANE	0.5 U	0.5 U	0.5 U	0.5 U	0.5 U	0.5 U
BROMODICHLOROMETHANE	0.29 U	0.29 U	0.29 U	0.29 U	0.29 U	0.29 U
BROMOFORM	0.56 U	0.56 U	0.56 U	0.56 U	0.56 U	0.56 U
BROMOMETHANE	0.44 U	0.44 U	0.44 U	0.44 U	0.44 U	0.44 U
CARBON DISULFIDE	0.38 U	0.38 U	0.38 U	0.38 U	0.38 U	0.38 U
CARBON TETRACHLORIDE	0.43 U	0.43 U	0.43 U	0.43 U	0.43 U	0.43 U

Table C-1

Chemical Results for Surface Water Samples-March 2015
Frog Mortar Creek
Lockheed Martin, Martin State Airport, Middle River, Maryland

Location Sample ID Sample Date	MSA-SW-37C MSA-SW37C-033115 20150331	MSA-SW-37D MSA-SW37D-033115 20150331	MSA-SW-38A MSA-SW38A-033115 20150331	MSA-SW-38B MSA-SW38B-033115 20150331	MSA-SW-38C MSA-SW38C-033115 20150331	MSA-SW-38D MSA-SW38D-033115 20150331
CHLOROBENZENE	0.25 U	0.25 U	0.25 U	0.25 U	0.25 U	0.25 U
CHLORODIBROMOMETHANE	0.43 U	0.43 U	0.43 U	0.43 U	0.43 U	0.43 U
CHLORODIFLUOROMETHANE	1 UJ	1 UJ	1 UJ	1 UJ	1 UJ	1 UJ
CHLOROETHANE	0.32 U	0.32 U	0.32 U	0.32 U	0.32 U	0.32 U
CHLOROFORM	0.25 U	0.25 U	0.25 U	0.25 U	0.25 U	0.25 U
CHLOROMETHANE	0.44 U	0.44 U	0.44 U	0.44 U	0.44 U	0.44 U
CIS-1,2-DICHLOROETHENE	2	0.81 J	21	6.4	2.1	1
CIS-1,3-DICHLOROPROPENE	0.46 U	0.46 U	0.46 U	0.46 U	0.46 U	0.46 U
DIBROMOMETHANE	0.42 U	0.42 U	0.42 U	0.42 U	0.42 U	0.42 U
DICHLORODIFLUOROMETHANE	0.32 U	0.32 U	0.32 U	0.32 U	0.32 U	0.32 U
DIISOPROPYL ETHER	0.5 U	0.5 U	0.5 U	0.5 U	0.5 U	0.5 U
ETHYL TERT-BUTYL ETHER	0.23 U	0.23 U	0.23 U	0.23 U	0.23 U	0.23 U
ETHYLBENZENE	0.25 U	0.25 U	0.38 J	0.25 U	0.25 U	0.25 U
HEXACHLOROBUTADIENE	0.35 U	0.35 U	0.35 U	0.35 U	0.35 U	0.35 U
ISOPROPYLBENZENE	0.35 U	0.35 U	0.35 U	0.35 U	0.35 U	0.35 U
M+P-XYLENES	0.24 U	0.24 U	2.2	0.82 J	0.24 U	0.24 U
METHYL TERT-BUTYL ETHER	0.2 U	0.2 U	0.2 U	0.2 U	0.2 U	0.2 U
METHYLENE CHLORIDE	0.33 U	0.33 U	0.33 U	0.33 U	0.33 U	0.33 U
NAPHTHALENE	0.45 U	0.45 U	0.45 U	0.45 U	0.45 U	0.45 U
N-BUTYLBENZENE	0.31 U	0.31 U	0.31 U	0.31 U	0.31 U	0.31 U
N-PROPYLBENZENE	0.4 U	0.4 U	0.4 U	0.4 U	0.4 U	0.4 U
O-XYLENE	0.25 U	0.25 U	0.34 J	0.26 J	0.25 U	0.25 U
SEC-BUTYLBENZENE	0.48 U	0.48 U	0.48 U	0.48 U	0.48 U	0.48 U
STYRENE	0.45 U	0.45 U	0.45 U	0.45 U	0.45 U	0.45 U
TERT-AMYL METHYL ETHER	0.3 U	0.3 U	0.3 U	0.3 U	0.3 U	0.3 U
TERT-BUTYLBENZENE	0.41 U	0.41 U	0.41 U	0.41 U	0.41 U	0.41 U
TERTIARY-BUTYL ALCOHOL	4.9 UJ	4.9 UJ	4.9 UJ	4.9 UJ	4.9 UJ	4.9 UJ
TETRACHLOROETHENE	0.31 U	0.31 U	0.31 U	0.31 U	0.31 U	0.31 U
TOLUENE	0.23 U	0.23 U	0.24 J	1.1	0.23 U	0.23 U
TOTAL XYLENES	0.52 U	0.52 U	2.5	1.1 J	0.52 U	0.52 U
TRANS-1,2-DICHLOROETHENE	0.3 U	0.3 U	0.3 U	0.3 U	0.3 U	0.3 U
TRANS-1,3-DICHLOROPROPENE	0.56 U	0.56 U	0.56 U	0.56 U	0.56 U	0.56 U
TRICHLOROETHENE	3.9	1.2	28	18	5.7	2.4
TRICHLOROFLUOROMETHANE	0.49 U	0.49 U	0.49 U	0.49 U	0.49 U	0.49 U
VINYL ACETATE	0.41 U	0.41 U	0.41 U	0.41 U	0.41 U	0.41 U
VINYL CHLORIDE	1.5	0.47 J	4.6	2.4	0.86	0.52

Table C-1

Chemical Results for Surface Water Samples-March 2015
Frog Mortar Creek
Lockheed Martin, Martin State Airport, Middle River, Maryland

Location Sample ID Sample Date	MSA-SW-37C MSA-SW37C-033115 20150331	MSA-SW-37D MSA-SW37D-033115 20150331	MSA-SW-38A MSA-SW38A-033115 20150331	MSA-SW-38B MSA-SW38B-033115 20150331	MSA-SW-38C MSA-SW38C-033115 20150331	MSA-SW-38D MSA-SW38D-033115 20150331
DISSOLVED METALS (UG/L)						
ANTIMONY	0.35 U	0.28 U	0.36 U	0.25 U	0.25 U	0.23 U
ARSENIC	1.8 J	1.9 J	1.6 J	1.7 J	1.7 J	1.7 J
BARIUM	32	33	32	31	31	31
BERYLLIUM	0.11 U	0.066 U	0.096 U	0.053 U	0.053 U	0.053 U
CADMIUM	0.48 J	0.47 J	0.81 J	0.59 J	0.4 U	0.36 U
CHROMIUM	2 U	2.1 U	3 U	1.9 U	1.8 U	2 U
COBALT	0.8 J	0.72 J	3.8	1.3	0.66 J	0.61 J
COPPER	4.6	4.4	4.9	3.5	3.5	3.9
LEAD	0.22 J	0.19 J	0.72 J	0.11 U	0.11 U	0.11 U
MERCURY	0.09 U	0.09 U	0.09 U	0.09 U	0.09 U	0.09 U
MOLYBDENUM	1.9 U	1.7 U	1.8 U	1.6 U	1.6 U	1.6 U
NICKEL	3.8	3.7	3.9	2.3	2	3.9
SELENIUM	0.68 J	0.74 J	0.54 J	0.54 J	0.59 J	0.5 J
SILVER	0.02 U	0.02 U	0.02 U	0.02 U	0.02 U	0.02 U
THALLIUM	0.074 U	0.074 U	0.074 U	0.074 U	0.074 U	0.074 U
TUNGSTEN	0.5 U	0.5 U	0.5 U	0.5 U	0.5 U	0.5 U
VANADIUM	0.44 U	0.35 U	1.1 U	0.27 U	0.26 U	0.27 U
ZINC	14 J	16 J	17 J	12 J	12 J	15 J
MISCELLANEOUS PARAMETERS (MG/L)						
CALCIUM HARDNESS AS CACO3	170	170	180	160	160	160
HARDNESS AS CACO3	750	760	750	720	740	750
MAGNESIUM HARDNESS AS CACO3	590	590	570	560	580	580
MISCELLANEOUS PARAMETERS (UG/L)						
HEXAVALENT CHROMIUM	0.04 UJ	0.04 UJ	0.04 UJ	0.04 UJ	0.04 UJ	0.034 J

Table C-1

Chemical Results for Surface Water Samples-March 2015
Frog Mortar Creek
Lockheed Martin, Martin State Airport, Middle River, Maryland

Location Sample ID Sample Date	MSA-SW-39A MSA-SW39A-033115 20150331	MSA-SW-39B MSA-SW39B-033115 20150331	MSA-SW-39C MSA-SW39C-033115 20150331	MSA-SW-39D MSA-SW39D-033115 20150331	MSA-SW-40A MSA-SW40A-033115 20150331	MSA-SW-40B MSA-SW40B-033115 20150331
VOLATILES (UG/L)						
1,1,1,2-TETRACHLOROETHANE	0.28 U	0.28 U	0.28 U	0.28 U	0.28 U	0.28 U
1,1,1-TRICHLOROETHANE	0.44 U	0.44 U	0.44 U	0.44 U	0.44 U	0.44 U
1,1,2,2-TETRACHLOROETHANE	0.22 U	0.22 U	0.22 U	0.22 U	0.22 U	0.22 U
1,1,2-TRICHLOROTRIFLUOROETHANE	0.45 U	0.45 U	0.45 U	0.45 U	0.45 U	0.45 U
1,1-DICHLOROETHANE	0.3 U	0.3 U	0.3 U	0.3 U	0.3 U	0.3 U
1,1-DICHLOROETHENE	0.45 U	0.45 U	0.45 U	0.45 U	0.45 U	0.45 U
1,1-DICHLOROPROPENE	0.42 U	0.42 U	0.42 U	0.42 U	0.42 U	0.42 U
1,2,3-TRICHLOROBENZENE	0.37 U	0.37 U	0.37 U	0.37 U	0.37 U	0.37 U
1,2,3-TRICHLOROPROPANE	0.44 U	0.44 U	0.44 U	0.44 U	0.44 U	0.44 U
1,2,3-TRIMETHYLBENZENE	0.47 U	0.47 U	0.47 U	0.47 U	0.47 U	0.47 U
1,2,4-TRICHLOROBENZENE	0.32 U	0.32 U	0.32 U	0.32 U	0.32 U	0.32 U
1,2,4-TRIMETHYLBENZENE	0.41 U	0.78 J	0.41 U	0.41 U	0.41 U	0.41 U
1,2-DIBROMO-3-CHLOROPROPANE	0.82 U	0.82 U	0.82 U	0.82 U	0.82 U	0.82 U
1,2-DIBROMOETHANE	0.32 U	0.32 U	0.32 U	0.32 U	0.32 U	0.32 U
1,2-DICHLOROBENZENE	0.25 U	0.25 U	0.25 U	0.25 U	0.25 U	0.25 U
1,2-DICHLOROETHANE	0.23 U	0.23 U	0.23 U	0.23 U	0.23 U	0.23 U
1,2-DICHLOROPROPANE	0.25 U	0.25 U	0.25 U	0.25 U	0.25 U	0.25 U
1,3-DICHLOROBENZENE	0.19 U	0.19 U	0.19 U	0.19 U	0.19 U	0.19 U
1,3-DICHLOROPROPANE	0.19 U	0.19 U	0.19 U	0.19 U	0.19 U	0.19 U
1,4-DICHLOROBENZENE	0.27 U	0.27 U	0.27 U	0.27 U	0.61 J	0.27 U
2,2-DICHLOROPROPANE	0.26 U	0.26 U	0.26 U	0.26 U	0.26 U	0.26 U
2-BUTANONE	0.53 U	0.53 U	0.53 U	0.53 U	0.53 U	0.53 U
2-CHLOROETHYL VINYL ETHER	0.59 UR	0.59 UR	0.59 UR	0.59 UR	0.59 UR	0.59 UR
2-CHLOROTOLUENE	0.4 U	0.4 U	0.4 U	0.4 U	0.4 U	0.4 U
2-HEXANONE	0.48 U	0.48 U	0.48 U	0.48 U	0.48 U	0.48 U
4-CHLOROTOLUENE	0.29 U	0.29 U	0.29 U	0.29 U	0.29 U	0.29 U
4-ISOPROPYLTOLUENE	0.43 U	0.43 U	0.43 U	0.43 U	0.43 U	0.43 U
4-METHYL-2-PENTANONE	0.99 U	0.99 U	0.99 U	0.99 U	0.99 U	0.99 U
ACETONE	0.94 U	0.94 U	0.94 U	0.94 U	44	2.6 J
BENZENE	0.35 U	0.35 U	0.35 U	0.35 U	0.35 U	0.35 U
BROMOBENZENE	0.35 U	0.35 U	0.35 U	0.35 U	0.35 U	0.35 U
BROMOCHLOROMETHANE	0.5 U	0.5 U	0.5 U	0.5 U	0.5 U	0.5 U
BROMODICHLOROMETHANE	0.29 U	0.29 U	0.29 U	0.29 U	0.29 U	0.29 U
BROMOFORM	0.56 U	0.56 U	0.56 U	0.56 U	0.56 U	0.56 U
BROMOMETHANE	0.44 U	0.44 U	0.44 U	0.44 U	0.44 U	0.44 U
CARBON DISULFIDE	0.38 U	0.38 U	0.38 U	0.38 U	0.38 U	0.38 U
CARBON TETRACHLORIDE	0.43 U	0.43 U	0.43 U	0.43 U	0.43 U	0.43 U

Table C-1

Chemical Results for Surface Water Samples-March 2015
Frog Mortar Creek
Lockheed Martin, Martin State Airport, Middle River, Maryland

Location Sample ID Sample Date	MSA-SW-39A MSA-SW39A-033115 20150331	MSA-SW-39B MSA-SW39B-033115 20150331	MSA-SW-39C MSA-SW39C-033115 20150331	MSA-SW-39D MSA-SW39D-033115 20150331	MSA-SW-40A MSA-SW40A-033115 20150331	MSA-SW-40B MSA-SW40B-033115 20150331
CHLOROBENZENE	0.25 U	0.25 U	0.25 U	0.25 U	0.25 U	0.25 U
CHLORODIBROMOMETHANE	0.43 U	0.43 U	0.43 U	0.43 U	0.43 U	0.43 U
CHLORODIFLUOROMETHANE	1 UJ	1 UJ	1 UJ	1 UJ	1 UJ	1 UJ
CHLOROETHANE	0.32 U	0.32 U	0.32 U	0.32 U	0.32 U	0.32 U
CHLOROFORM	0.25 U	0.25 U	0.25 U	0.25 U	0.25 U	0.25 U
CHLOROMETHANE	0.44 U	0.44 U	0.44 U	0.44 U	0.44 U	0.44 U
CIS-1,2-DICHLOROETHENE	0.44 J	0.57 J	0.75 J	0.8 J	17	3.6
CIS-1,3-DICHLOROPROPENE	0.46 U	0.46 U	0.46 U	0.46 U	0.46 U	0.46 U
DIBROMOMETHANE	0.42 U	0.42 U	0.42 U	0.42 U	0.42 U	0.42 U
DICHLORODIFLUOROMETHANE	0.32 U	0.32 U	0.32 U	0.32 U	0.32 U	0.32 U
DIISOPROPYL ETHER	0.5 U	0.5 U	0.5 U	0.5 U	0.5 U	0.5 U
ETHYL TERT-BUTYL ETHER	0.23 U	0.23 U	0.23 U	0.23 U	0.23 U	0.23 U
ETHYLBENZENE	0.25 U	0.32 J	0.25 U	0.25 U	0.35 J	0.25 U
HEXACHLOROBUTADIENE	0.35 U	0.35 U	0.35 U	0.35 U	0.35 U	0.35 U
ISOPROPYLBENZENE	0.35 U	0.35 U	0.35 U	0.35 U	0.35 U	0.35 U
M+P-XYLENES	0.24 U	1.2 J	0.24 U	0.24 U	2	0.24 U
METHYL TERT-BUTYL ETHER	0.2 U	0.2 U	0.2 U	0.2 U	0.2 U	0.2 U
METHYLENE CHLORIDE	0.33 U	0.33 U	0.33 U	0.33 U	0.33 U	0.33 U
NAPHTHALENE	0.45 U	0.45 U	0.45 U	0.45 U	0.45 U	0.45 U
N-BUTYLBENZENE	0.31 U	0.31 U	0.31 U	0.31 U	0.31 U	0.31 U
N-PROPYLBENZENE	0.4 U	0.4 U	0.4 U	0.4 U	0.4 U	0.4 U
O-XYLENE	0.25 U	0.54 J	0.25 U	0.25 U	0.29 J	0.25 U
SEC-BUTYLBENZENE	0.48 U	0.48 U	0.48 U	0.48 U	0.48 U	0.48 U
STYRENE	0.45 U	0.45 U	0.45 U	0.45 U	0.45 U	0.45 U
TERT-AMYL METHYL ETHER	0.3 U	0.3 U	0.3 U	0.3 U	0.3 U	0.3 U
TERT-BUTYLBENZENE	0.41 U	0.41 U	0.41 U	0.41 U	0.41 U	0.41 U
TERTIARY-BUTYL ALCOHOL	4.9 UJ	4.9 UJ	4.9 UJ	4.9 UJ	4.9 UJ	4.9 UJ
TETRACHLOROETHENE	0.31 U	0.31 U	0.31 U	0.31 U	0.31 U	0.31 U
TOLUENE	0.35 J	1.8	0.23 U	0.42 J	0.24 J	0.23 U
TOTAL XYLENES	0.52 U	1.7 J	0.52 U	0.52 U	2.3	0.52 U
TRANS-1,2-DICHLOROETHENE	0.3 U	0.3 U	0.3 U	0.3 U	0.3 U	0.3 U
TRANS-1,3-DICHLOROPROPENE	0.56 U	0.56 U	0.56 U	0.56 U	0.56 U	0.56 U
TRICHLOROETHENE	0.69 J	1	1.2	1.4	24	10
TRICHLOROFLUOROMETHANE	0.49 U	0.49 U	0.49 U	0.49 U	0.49 U	0.49 U
VINYL ACETATE	0.41 U	0.41 U	0.41 U	0.41 U	0.41 U	0.41 U
VINYL CHLORIDE	0.29 U	0.29 U	0.29 U	0.29 U	6.8	1.3

Table C-1

Chemical Results for Surface Water Samples-March 2015
Frog Mortar Creek
Lockheed Martin, Martin State Airport, Middle River, Maryland

Location Sample ID Sample Date	MSA-SW-39A MSA-SW39A-033115 20150331	MSA-SW-39B MSA-SW39B-033115 20150331	MSA-SW-39C MSA-SW39C-033115 20150331	MSA-SW-39D MSA-SW39D-033115 20150331	MSA-SW-40A MSA-SW40A-033115 20150331	MSA-SW-40B MSA-SW40B-033115 20150331
DISSOLVED METALS (UG/L)						
ANTIMONY	0.19 U	0.17 U	0.19 U	0.19 U	0.19 U	0.19 U
ARSENIC	1.8 J	1.8 J	1.8 J	1.8 J	1.8 J	1.8 J
BARIUM	30	30	31	31	31	31
BERYLLIUM	0.053 U	0.053 U	0.053 U	0.053 U	0.053 U	0.053 U
CADMIUM	0.26 U	0.25 U	0.32 U	0.34 U	0.69 J	0.5 J
CHROMIUM	1.8 U	1.9 U	1.8 U	1.9 U	2.1 U	1.8 U
COBALT	1.9	0.52 J	0.52 J	0.53 J	2.2	0.96 J
COPPER	2.4	2.6	2.8	2.8	3.3	3.5
LEAD	0.11 U	0.11 U	0.11 U	0.11 U	0.11 U	0.11 U
MERCURY	0.09 U	0.09 U	0.09 U	0.09 U	0.09 U	0.09 U
MOLYBDENUM	1.5 U	1.6 U	1.5 U	1.5 U	1.5 U	1.5 U
NICKEL	3.8	2.3	2.4	2.3	2.6	3.6
SELENIUM	0.62 J	0.53 J	0.43 J	0.67 J	0.6 J	0.6 J
SILVER	0.02 U	0.02 U	0.02 U	0.02 U	0.02 U	0.02 U
THALLIUM	0.074 U	0.074 U	0.074 U	0.074 U	0.074 U	0.074 U
TUNGSTEN	0.5 U	0.5 U	0.5 U	0.5 U	0.5 U	0.5 U
VANADIUM	0.23 U	0.24 U	0.23 U	0.24 U	0.23 U	0.27 U
ZINC	10 J	7.8 J	8.5 J	9.3 J	13 J	14 J
MISCELLANEOUS PARAMETERS (MG/L)						
CALCIUM HARDNESS AS CACO3	160	160	170	170	170	160
HARDNESS AS CACO3	730	750	750	750	740	730
MAGNESIUM HARDNESS AS CACO3	570	580	590	580	570	570
MISCELLANEOUS PARAMETERS (UG/L)						
HEXAVALENT CHROMIUM	0.04 UJ	0.04 UJ	0.04 UJ	0.034 J	0.04 UJ	0.049 J

Table C-1

Chemical Results for Surface Water Samples-March 2015
Frog Mortar Creek
Lockheed Martin, Martin State Airport, Middle River, Maryland

Location Sample ID Sample Date	MSA-SW-40C MSA-SW40C-033115 20150331	MSA-SW-40D MSA-SW40D-033115 20150331	MSA-SW-41A MSA-SW41A-033115 20150331	MSA-SW-41B MSA-SW41B-033115 20150331	MSA-SW-41C MSA-SW41C-033115 20150331	MSA-SW-41D MSA-SW41D-033115 20150331
VOLATILES (UG/L)						
1,1,1,2-TETRACHLOROETHANE	0.28 U	0.28 U	0.28 U	0.28 U	0.28 U	0.28 U
1,1,1-TRICHLOROETHANE	0.44 U	0.44 U	0.44 U	0.44 U	0.44 U	0.44 U
1,1,2,2-TETRACHLOROETHANE	0.22 U	0.22 U	0.22 U	0.22 U	0.22 U	0.22 U
1,1,2-TRICHLOROTRIFLUOROETHANE	0.45 U	0.45 U	0.45 U	0.45 U	0.45 U	0.45 U
1,1-DICHLOROETHANE	0.3 U	0.3 U	0.3 U	0.3 U	0.3 U	0.3 U
1,1-DICHLOROETHENE	0.45 U	0.45 U	0.45 U	0.45 U	0.45 U	0.45 U
1,1-DICHLOROPROPENE	0.42 U	0.42 U	0.42 U	0.42 U	0.42 U	0.42 U
1,2,3-TRICHLOROBENZENE	0.37 U	0.37 U	0.37 U	0.37 U	0.37 U	0.37 U
1,2,3-TRICHLOROPROPANE	0.44 U	0.44 U	0.44 U	0.44 U	0.44 U	0.44 U
1,2,3-TRIMETHYLBENZENE	0.47 U	0.47 U	0.47 U	0.47 U	0.47 U	0.47 U
1,2,4-TRICHLOROBENZENE	0.32 U	0.32 U	0.32 U	0.32 U	0.32 U	0.32 U
1,2,4-TRIMETHYLBENZENE	0.41 U	0.41 U	0.41 U	0.41 U	0.51 J	0.41 U
1,2-DIBROMO-3-CHLOROPROPANE	0.82 U	0.82 U	0.82 U	0.82 U	0.82 U	0.82 U
1,2-DIBROMOETHANE	0.32 U	0.32 U	0.32 U	0.32 U	0.32 U	0.32 U
1,2-DICHLOROBENZENE	0.25 U	0.25 U	0.25 U	0.25 U	0.25 U	0.25 U
1,2-DICHLOROETHANE	0.23 U	0.23 U	0.23 U	0.23 U	0.23 U	0.23 U
1,2-DICHLOROPROPANE	0.25 U	0.25 U	0.25 U	0.25 U	0.25 U	0.25 U
1,3-DICHLOROBENZENE	0.19 U	0.19 U	0.19 U	0.19 U	0.19 U	0.19 U
1,3-DICHLOROPROPANE	0.19 U	0.19 U	0.19 U	0.19 U	0.19 U	0.19 U
1,4-DICHLOROBENZENE	0.27 U	0.27 U	0.27 U	0.27 U	0.27 U	0.27 U
2,2-DICHLOROPROPANE	0.26 U	0.26 U	0.26 U	0.26 U	0.26 U	0.26 U
2-BUTANONE	0.53 U	0.53 U	0.53 U	0.53 U	0.53 U	0.53 U
2-CHLOROETHYL VINYL ETHER	0.59 UR	0.59 UR	0.59 UR	0.59 UR	0.59 UR	0.59 UR
2-CHLOROTOLUENE	0.4 U	0.4 U	0.4 U	0.4 U	0.4 U	0.4 U
2-HEXANONE	0.48 U	0.48 U	0.48 U	0.48 U	0.48 U	0.48 U
4-CHLOROTOLUENE	0.29 U	0.29 U	0.29 U	0.29 U	0.29 U	0.29 U
4-ISOPROPYLTOLUENE	0.43 U	0.43 U	0.43 U	0.43 U	0.43 U	0.43 U
4-METHYL-2-PENTANONE	0.99 U	0.99 U	0.99 U	0.99 U	0.99 U	0.99 U
ACETONE	0.94 U	9.9	0.94 U	22	0.94 U	0.94 U
BENZENE	0.35 U	0.35 U	0.35 U	0.35 U	0.35 U	0.35 U
BROMOBENZENE	0.35 U	0.35 U	0.35 U	0.35 U	0.35 U	0.35 U
BROMOCHLOROMETHANE	0.5 U	0.5 U	0.5 U	0.5 U	0.5 U	0.5 U
BROMODICHLOROMETHANE	0.29 U	0.29 U	0.29 U	0.29 U	0.29 U	0.29 U
BROMOFORM	0.56 U	0.56 U	0.56 U	0.56 U	0.56 U	0.56 U
BROMOMETHANE	0.44 U	0.44 U	0.44 U	0.44 U	0.44 U	0.44 U
CARBON DISULFIDE	0.38 U	0.38 U	0.38 U	0.38 U	0.38 U	0.38 U
CARBON TETRACHLORIDE	0.43 U	0.43 U	0.43 U	0.43 U	0.43 U	0.43 U

Table C-1

Chemical Results for Surface Water Samples-March 2015
Frog Mortar Creek
Lockheed Martin, Martin State Airport, Middle River, Maryland

Location Sample ID Sample Date	MSA-SW-40C MSA-SW40C-033115 20150331	MSA-SW-40D MSA-SW40D-033115 20150331	MSA-SW-41A MSA-SW41A-033115 20150331	MSA-SW-41B MSA-SW41B-033115 20150331	MSA-SW-41C MSA-SW41C-033115 20150331	MSA-SW-41D MSA-SW41D-033115 20150331
CHLOROBENZENE	0.25 U	0.25 U	0.25 U	0.25 U	0.25 U	0.25 U
CHLORODIBROMOMETHANE	0.43 U	0.43 U	0.43 U	0.43 U	0.43 U	0.43 U
CHLORODIFLUOROMETHANE	1 UJ	1 UJ	1 UJ	1 UJ	1 UJ	1 UJ
CHLOROETHANE	0.32 U	0.32 U	0.32 U	0.32 U	0.32 U	0.32 U
CHLOROFORM	0.25 U	0.25 U	0.25 U	0.25 U	0.25 U	0.25 U
CHLOROMETHANE	0.44 U	0.44 U	0.44 U	0.44 U	0.44 U	0.44 U
CIS-1,2-DICHLOROETHENE	1.9	1.3	12	2.1	2.1	0.78 J
CIS-1,3-DICHLOROPROPENE	0.46 U	0.46 U	0.46 U	0.46 U	0.46 U	0.46 U
DIBROMOMETHANE	0.42 U	0.42 U	0.42 U	0.42 U	0.42 U	0.42 U
DICHLORODIFLUOROMETHANE	0.32 U	0.32 U	0.32 U	0.32 U	0.32 U	0.32 U
DIISOPROPYL ETHER	0.5 U	0.5 U	0.5 U	0.5 U	0.5 U	0.5 U
ETHYL TERT-BUTYL ETHER	0.23 U	0.23 U	0.23 U	0.23 U	0.23 U	0.23 U
ETHYLBENZENE	0.25 U	0.25 U	0.25 U	0.25 U	0.3 J	0.25 U
HEXACHLOROBUTADIENE	0.35 U	0.35 U	0.35 U	0.35 U	0.35 U	0.35 U
ISOPROPYLBENZENE	0.35 U	0.35 U	0.35 U	0.35 U	0.35 U	0.35 U
M+P-XYLENES	0.7 J	0.24 U	0.24 U	0.5 J	1.2 J	0.24 J
METHYL TERT-BUTYL ETHER	0.2 U	0.2 U	0.2 U	0.2 U	0.2 U	0.2 U
METHYLENE CHLORIDE	0.33 U	0.33 U	0.33 U	0.33 U	0.33 U	0.33 U
NAPHTHALENE	0.45 U	0.45 U	0.45 U	0.45 U	0.45 U	0.45 U
N-BUTYLBENZENE	0.31 U	0.31 U	0.31 U	0.31 U	0.31 U	0.31 U
N-PROPYLBENZENE	0.4 U	0.4 U	0.4 U	0.4 U	0.4 U	0.4 U
O-XYLENE	0.25 J	0.25 U	0.25 U	0.25 U	0.52 J	0.25 U
SEC-BUTYLBENZENE	0.48 U	0.48 U	0.48 U	0.48 U	0.48 U	0.48 U
STYRENE	0.45 U	0.45 U	0.45 U	0.45 U	0.45 U	0.45 U
TERT-AMYL METHYL ETHER	0.3 U	0.3 U	0.3 U	0.3 U	0.3 U	0.3 U
TERT-BUTYLBENZENE	0.41 U	0.41 U	0.41 U	0.41 U	0.41 U	0.41 U
TERTIARY-BUTYL ALCOHOL	4.9 UJ	4.9 UJ	4.9 UJ	4.9 UJ	4.9 UJ	4.9 UJ
TETRACHLOROETHENE	0.31 U	0.31 U	0.31 U	0.31 U	0.31 U	0.31 U
TOLUENE	1.3	0.23 U	0.23 U	0.84 J	2	0.41 J
TOTAL XYLENES	0.95 J	0.52 U	0.52 U	0.52 U	1.7 J	0.52 U
TRANS-1,2-DICHLOROETHENE	0.3 U	0.3 U	0.3 U	0.3 U	0.3 U	0.3 U
TRANS-1,3-DICHLOROPROPENE	0.56 U	0.56 U	0.56 U	0.56 U	0.56 U	0.56 U
TRICHLOROETHENE	4.6	3.1	13	5.6	5.9	1.7
TRICHLOROFLUOROMETHANE	0.49 U	0.49 U	0.49 U	0.49 U	0.49 U	0.49 U
VINYL ACETATE	0.41 U	0.41 U	0.41 U	0.41 U	0.41 U	0.41 U
VINYL CHLORIDE	0.79	0.72	0.96	0.9	0.87	0.36 J

Table C-1

Chemical Results for Surface Water Samples-March 2015
Frog Mortar Creek
Lockheed Martin, Martin State Airport, Middle River, Maryland

Location Sample ID Sample Date	MSA-SW-40C MSA-SW40C-033115 20150331	MSA-SW-40D MSA-SW40D-033115 20150331	MSA-SW-41A MSA-SW41A-033115 20150331	MSA-SW-41B MSA-SW41B-033115 20150331	MSA-SW-41C MSA-SW41C-033115 20150331	MSA-SW-41D MSA-SW41D-033115 20150331
DISSOLVED METALS (UG/L)						
ANTIMONY	0.34 U	0.24 U	0.19 U	0.19 U	0.22 U	0.19 U
ARSENIC	1.8 J	1.9 J	1.6 J	1.8 J	1.7 J	1.7 J
BARIUM	32	32	30	32	31	31
BERYLLIUM	0.053 U	0.053 U	0.17 U	0.053 U	0.053 U	0.053 U
CADMIUM	0.42 J	0.42 J	0.46 J	0.45 J	0.4 U	0.39 U
CHROMIUM	2 U	2.2 U	1.8 U	1.9 U	1.8 U	1.8 U
COBALT	0.72 J	0.69 J	3.7	0.78 J	0.61 J	0.55 J
COPPER	4	5.1	3.3	3.5	3.4	3.8
LEAD	0.2 J	0.41 J	0.11 U	0.11 U	0.11 U	0.11 U
MERCURY	0.09 U	0.09 U	0.09 U	0.09 U	0.09 U	0.09 U
MOLYBDENUM	1.7 U	1.6 U	1.4 U	1.6 U	1.5 U	1.5 U
NICKEL	2.2	3	5.7	2.6	2.4	3.6
SELENIUM	0.55 J	0.6 J	0.61 J	0.53 J	0.52 J	0.5 J
SILVER	0.02 U	0.02 U	0.02 U	0.02 U	0.02 U	0.081 J
THALLIUM	0.074 U	0.074 U	0.074 U	0.074 U	0.074 U	0.074 U
TUNGSTEN	0.5 U	0.5 U	0.5 U	0.5 U	0.5 U	0.5 U
VANADIUM	0.45 U	0.56 U	0.23 U	0.32 U	0.31 U	0.4 U
ZINC	13 J	15 J	19 J	11 J	11 J	13 J
MISCELLANEOUS PARAMETERS (MG/L)						
CALCIUM HARDNESS AS CACO3	170	170	170	170	160	160
HARDNESS AS CACO3	760	750	740	770	740	730
MAGNESIUM HARDNESS AS CACO3	590	590	570	600	580	570
MISCELLANEOUS PARAMETERS (UG/L)						
HEXAVALENT CHROMIUM	0.029 J	0.038 J	0.04 UJ	0.038 J	0.03 J	0.058 J

Table C-1

Chemical Results for Surface Water Samples-March 2015
Frog Mortar Creek
Lockheed Martin, Martin State Airport, Middle River, Maryland

Location Sample ID Sample Date	MSA-SW-42A MSA-SW42A-033115 20150331	MSA-SW-42B MSA-SW42B-033115 20150331	MSA-SW-42C MSA-SW42C-033115 20150331	MSA-SW-42D MSA-SW42D-033115 20150331	MSA-SW-43A MSA-SW43A-033115 20150331	MSA-SW-43B MSA-SW43B-033115 20150331
VOLATILES (UG/L)						
1,1,1,2-TETRACHLOROETHANE	0.28 U	0.28 U	0.28 U	0.28 U	0.28 U	0.28 U
1,1,1-TRICHLOROETHANE	0.44 U	0.44 U	0.44 U	0.44 U	0.44 U	0.44 U
1,1,2,2-TETRACHLOROETHANE	0.22 U	0.22 U	0.22 U	0.22 U	0.22 U	0.22 U
1,1,2-TRICHLOROTRIFLUOROETHANE	0.45 U	0.45 U	0.45 U	0.45 U	0.45 U	0.45 U
1,1-DICHLOROETHANE	0.3 U	0.3 U	0.3 U	0.3 U	0.3 U	0.3 U
1,1-DICHLOROETHENE	0.45 U	0.45 U	0.45 U	0.45 U	0.45 U	0.45 U
1,1-DICHLOROPROPENE	0.42 U	0.42 U	0.42 U	0.42 U	0.42 U	0.42 U
1,2,3-TRICHLOROBENZENE	0.37 U	0.37 U	0.37 U	0.37 U	0.37 U	0.37 U
1,2,3-TRICHLOROPROPANE	0.44 U	0.44 U	0.44 U	0.44 U	0.44 U	0.44 U
1,2,3-TRIMETHYLBENZENE	0.47 U	0.47 U	0.47 U	0.47 U	0.47 U	0.47 U
1,2,4-TRICHLOROBENZENE	0.32 U	0.32 U	0.32 U	0.32 U	0.32 U	0.32 U
1,2,4-TRIMETHYLBENZENE	0.41 U	0.41 U	0.41 U	0.41 U	0.41 U	0.41 U
1,2-DIBROMO-3-CHLOROPROPANE	0.82 U	0.82 U	0.82 U	0.82 U	0.82 U	0.82 U
1,2-DIBROMOETHANE	0.32 U	0.32 U	0.32 U	0.32 U	0.32 U	0.32 U
1,2-DICHLOROBENZENE	0.25 U	0.25 U	0.25 U	0.25 U	0.25 U	0.25 U
1,2-DICHLOROETHANE	0.23 U	0.23 U	0.23 U	0.23 U	0.23 U	0.23 U
1,2-DICHLOROPROPANE	0.25 U	0.25 U	0.25 U	0.25 U	0.25 U	0.25 U
1,3-DICHLOROBENZENE	0.19 U	0.19 U	0.19 U	0.19 U	0.19 U	0.19 U
1,3-DICHLOROPROPANE	0.19 U	0.19 U	0.19 U	0.19 U	0.19 U	0.19 U
1,4-DICHLOROBENZENE	0.49 J	0.27 U	0.27 U	0.27 U	0.27 U	0.27 U
2,2-DICHLOROPROPANE	0.26 U	0.26 U	0.26 U	0.26 U	0.26 U	0.26 U
2-BUTANONE	0.53 U	0.53 U	0.53 U	0.53 U	0.53 U	0.53 U
2-CHLOROETHYL VINYL ETHER	0.59 UR	0.59 UR	0.59 UR	0.59 UR	0.59 UR	0.59 UR
2-CHLOROTOLUENE	0.4 U	0.4 U	0.4 U	0.4 U	0.4 U	0.4 U
2-HEXANONE	0.48 U	0.48 U	0.48 U	0.48 U	0.48 U	0.48 U
4-CHLOROTOLUENE	0.29 U	0.29 U	0.29 U	0.29 U	0.29 U	0.29 U
4-ISOPROPYLTOLUENE	0.43 U	0.43 U	0.43 U	0.43 U	0.43 U	0.43 U
4-METHYL-2-PENTANONE	0.99 U	0.99 U	0.99 U	0.99 U	0.99 U	0.99 U
ACETONE	0.94 U	11	8.3	0.94 U	0.94 U	0.94 U
BENZENE	0.35 U	0.35 U	0.35 U	0.35 U	0.35 U	0.35 U
BROMOBENZENE	0.35 U	0.35 U	0.35 U	0.35 U	0.35 U	0.35 U
BROMOCHLOROMETHANE	0.5 U	0.5 U	0.5 U	0.5 U	0.5 U	0.5 U
BROMODICHLOROMETHANE	0.29 U	0.29 U	0.29 U	0.29 U	0.29 U	0.29 U
BROMOFORM	0.56 U	0.56 U	0.56 U	0.56 U	0.56 U	0.56 U
BROMOMETHANE	0.44 U	0.44 U	0.44 U	0.44 U	0.44 U	0.44 U
CARBON DISULFIDE	0.38 U	0.38 U	0.38 U	0.38 U	0.38 U	0.38 U
CARBON TETRACHLORIDE	0.43 U	0.43 U	0.43 U	0.43 U	0.43 U	0.43 U

Table C-1

Chemical Results for Surface Water Samples-March 2015
Frog Mortar Creek
Lockheed Martin, Martin State Airport, Middle River, Maryland

Location Sample ID Sample Date	MSA-SW-42A MSA-SW42A-033115 20150331	MSA-SW-42B MSA-SW42B-033115 20150331	MSA-SW-42C MSA-SW42C-033115 20150331	MSA-SW-42D MSA-SW42D-033115 20150331	MSA-SW-43A MSA-SW43A-033115 20150331	MSA-SW-43B MSA-SW43B-033115 20150331
CHLOROBENZENE	0.25 U	0.25 U	0.25 U	0.25 U	0.25 U	0.25 U
CHLORODIBROMOMETHANE	0.43 U	0.43 U	0.43 U	0.43 U	0.43 U	0.43 U
CHLORODIFLUOROMETHANE	1 UJ	1 UJ	1 UJ	1 UJ	1 UJ	1 UJ
CHLOROETHANE	0.32 U	0.32 U	0.32 U	0.32 U	0.32 U	0.32 U
CHLOROFORM	0.25 U	0.25 U	0.25 U	0.25 U	0.25 U	0.25 U
CHLOROMETHANE	0.44 U	0.44 U	0.44 U	0.44 U	0.44 U	0.44 U
CIS-1,2-DICHLOROETHENE	11	6.3	2.4	1.4	4	4.9
CIS-1,3-DICHLOROPROPENE	0.46 U	0.46 U	0.46 U	0.46 U	0.46 U	0.46 U
DIBROMOMETHANE	0.42 U	0.42 U	0.42 U	0.42 U	0.42 U	0.42 U
DICHLORODIFLUOROMETHANE	0.32 U	0.32 U	0.32 U	0.32 U	0.32 U	0.32 U
DIISOPROPYL ETHER	0.5 U	0.5 U	0.5 U	0.5 U	0.5 U	0.5 U
ETHYL TERT-BUTYL ETHER	0.23 U	0.23 U	0.23 U	0.23 U	0.23 U	0.23 U
ETHYLBENZENE	0.25 U	0.25 U	0.25 U	0.25 U	0.25 U	0.25 U
HEXACHLOROBUTADIENE	0.35 U	0.35 U	0.35 U	0.35 U	0.35 U	0.35 U
ISOPROPYLBENZENE	0.35 U	0.35 U	0.35 U	0.35 U	0.35 U	0.35 U
M+P-XYLENES	0.67 J	0.51 J	0.24 U	0.24 U	0.24 U	0.51 J
METHYL TERT-BUTYL ETHER	0.2 U	0.2 U	0.2 U	0.2 U	0.2 U	0.2 U
METHYLENE CHLORIDE	0.33 U	0.33 U	0.33 U	0.33 U	0.33 U	0.33 U
NAPHTHALENE	0.45 U	0.45 U	0.45 U	0.45 U	0.45 U	0.45 U
N-BUTYLBENZENE	0.31 U	0.31 U	0.31 U	0.31 U	0.31 U	0.31 U
N-PROPYLBENZENE	0.4 U	0.4 U	0.4 U	0.4 U	0.4 U	0.4 U
O-XYLENE	0.25 U	0.25 U	0.25 U	0.25 U	0.25 U	0.25 U
SEC-BUTYLBENZENE	0.48 U	0.48 U	0.48 U	0.48 U	0.48 U	0.48 U
STYRENE	0.45 U	0.45 U	0.45 U	0.45 U	0.45 U	0.45 U
TERT-AMYL METHYL ETHER	0.3 U	0.3 U	0.3 U	0.3 U	0.3 U	0.3 U
TERT-BUTYLBENZENE	0.41 U	0.41 U	0.41 U	0.41 U	0.41 U	0.41 U
TERTIARY-BUTYL ALCOHOL	4.9 UJ	4.9 UJ	4.9 UJ	4.9 UJ	4.9 UJ	4.9 UJ
TETRACHLOROETHENE	0.31 U	0.31 U	0.31 U	0.31 U	0.31 U	0.31 U
TOLUENE	0.23 U	0.5 J	0.25 J	0.26 J	0.23 U	0.58 J
TOTAL XYLENES	0.67 J	0.52 U	0.52 U	0.52 U	0.52 U	0.52 U
TRANS-1,2-DICHLOROETHENE	0.3 U	0.3 U	0.3 U	0.3 U	0.3 U	0.3 U
TRANS-1,3-DICHLOROPROPENE	0.56 U	0.56 U	0.56 U	0.56 U	0.56 U	0.56 U
TRICHLOROETHENE	12	19	6.2	3.5	4	6.7
TRICHLOROFLUOROMETHANE	0.49 U	0.49 U	0.49 U	0.49 U	0.49 U	0.49 U
VINYL ACETATE	0.41 U	0.41 U	0.41 U	0.41 U	0.41 U	0.41 U
VINYL CHLORIDE	9.1	3	1.1	0.82	0.41 J	1.1

Table C-1

Chemical Results for Surface Water Samples-March 2015
Frog Mortar Creek
Lockheed Martin, Martin State Airport, Middle River, Maryland

Location Sample ID Sample Date	MSA-SW-42A MSA-SW42A-033115 20150331	MSA-SW-42B MSA-SW42B-033115 20150331	MSA-SW-42C MSA-SW42C-033115 20150331	MSA-SW-42D MSA-SW42D-033115 20150331	MSA-SW-43A MSA-SW43A-033115 20150331	MSA-SW-43B MSA-SW43B-033115 20150331
DISSOLVED METALS (UG/L)						
ANTIMONY	0.5 U	0.62 U	0.36 U	0.29 U	0.23 U	0.23 U
ARSENIC	1.9 U	1.9 U	2 U	2 U	1.8 U	1.9 U
BARIUM	32	32	33	33	30	32
BERYLLIUM	0.086 U	0.17 U	0.11 U	0.08 U	0.29 J	0.055 U
CADMIUM	0.68 J	0.77 J	0.51 J	0.5 J	0.55 J	0.44 J
CHROMIUM	2.1 U	2.1 U	2.3 U	2.1 U	2.1 U	1.9 U
COBALT	1.4	1.3	0.76 J	0.66 J	4.7	0.95 J
COPPER	3.8	4.8	4.8	3.8	3.4	3.6
LEAD	0.13 J	0.24 J	0.36 J	0.11 J	0.11 U	0.11 U
MERCURY	0.09 U	0.09 U	0.09 U	0.09 U	0.09 U	0.09 U
MOLYBDENUM	2.4 U	2.5 U	1.7 U	1.7 U	1.5 U	1.6 U
NICKEL	2.7	4	2.9	2.6	7.5	2.7
SELENIUM	1 J	1.1 J	0.82 J	0.8 J	0.74 J	0.74 J
SILVER	0.02 U	0.02 U	0.02 U	0.02 U	0.02 U	0.02 U
THALLIUM	0.13 J	0.16 J	0.074 U	0.074 U	0.074 U	0.074 U
TUNGSTEN	1.2 U	1.4 U	0.5 U	0.5 U	0.5 U	0.5 U
VANADIUM	0.53 U	0.39 U	0.63 U	0.51 U	0.25 U	0.27 U
ZINC	12 J	16 J	14 J	11 J	26	12 J
MISCELLANEOUS PARAMETERS (MG/L)						
CALCIUM HARDNESS AS CACO3	170	170	170	170	160	170
HARDNESS AS CACO3	760	750	770	790	720	760
MAGNESIUM HARDNESS AS CACO3	590	580	600	620	550	590
MISCELLANEOUS PARAMETERS (UG/L)						
HEXAVALENT CHROMIUM	0.04 J	0.085 J	0.046 J	0.039 J	0.028 J	0.059 J

Table C-1

Chemical Results for Surface Water Samples-March 2015
Frog Mortar Creek
Lockheed Martin, Martin State Airport, Middle River, Maryland

Location Sample ID Sample Date	MSA-SW-43C MSA-SW43C-033115 20150331	MSA-SW-43D MSA-SW43D-033115 20150331	MSA-SW-44A MSA-SW44A-033115 20150331	MSA-SW-44B MSA-SW44B-033115 20150331	MSA-SW-44C MSA-SW44C-033115 20150331	MSA-SW-44D MSA-SW44D-033115 20150331
VOLATILES (UG/L)						
1,1,1,2-TETRACHLOROETHANE	0.28 U	0.28 U	0.28 U	0.28 U	0.28 U	0.28 U
1,1,1-TRICHLOROETHANE	0.44 U	0.44 U	0.44 U	0.44 U	0.44 U	0.44 U
1,1,2,2-TETRACHLOROETHANE	0.22 U	0.22 U	0.22 U	0.22 U	0.22 U	0.22 U
1,1,2-TRICHLOROTRIFLUOROETHANE	0.45 U	0.45 U	0.45 U	0.45 U	0.45 U	0.45 U
1,1-DICHLOROETHANE	0.3 U	0.3 U	0.3 U	0.3 U	0.3 U	0.3 U
1,1-DICHLOROETHENE	0.45 U	0.45 U	0.45 U	0.45 U	0.45 U	0.45 U
1,1-DICHLOROPROPENE	0.42 U	0.42 U	0.42 U	0.42 U	0.42 U	0.42 U
1,2,3-TRICHLOROBENZENE	0.37 U	0.37 U	0.37 U	0.37 U	0.37 U	0.37 U
1,2,3-TRICHLOROPROPANE	0.44 U	0.44 U	0.44 U	0.44 U	0.44 U	0.44 U
1,2,3-TRIMETHYLBENZENE	0.47 U	0.47 U	0.47 U	0.47 U	0.47 U	0.47 U
1,2,4-TRICHLOROBENZENE	0.32 U	0.32 U	0.32 U	0.32 U	0.32 U	0.32 U
1,2,4-TRIMETHYLBENZENE	0.41 U	0.41 U	0.41 U	0.41 U	0.41 U	0.41 U
1,2-DIBROMO-3-CHLOROPROPANE	0.82 U	0.82 U	0.82 U	0.82 U	0.82 U	0.82 U
1,2-DIBROMOETHANE	0.32 U	0.32 U	0.32 U	0.32 U	0.32 U	0.32 U
1,2-DICHLOROBENZENE	0.25 U	0.25 U	0.25 U	0.25 U	0.25 U	0.25 U
1,2-DICHLOROETHANE	0.23 U	0.23 U	0.23 U	0.23 U	0.23 U	0.23 U
1,2-DICHLOROPROPANE	0.25 U	0.25 U	0.25 U	0.25 U	0.25 U	0.25 U
1,3-DICHLOROBENZENE	0.19 U	0.19 U	0.19 U	0.19 U	0.19 U	0.19 U
1,3-DICHLOROPROPANE	0.19 U	0.19 U	0.19 U	0.19 U	0.19 U	0.19 U
1,4-DICHLOROBENZENE	0.27 U	0.27 U	0.27 U	0.27 U	0.27 U	0.27 U
2,2-DICHLOROPROPANE	0.26 U	0.26 U	0.26 U	0.26 U	0.26 U	0.26 U
2-BUTANONE	0.53 U	0.53 U	0.53 U	0.53 U	0.53 U	0.53 U
2-CHLOROETHYL VINYL ETHER	0.59 UR	0.59 UR	0.59 UR	0.59 UR	0.59 UR	0.59 UR
2-CHLOROTOLUENE	0.4 U	0.4 U	0.4 U	0.4 U	0.4 U	0.4 U
2-HEXANONE	0.48 U	0.48 U	0.48 U	0.48 U	0.48 U	0.48 U
4-CHLOROTOLUENE	0.29 U	0.29 U	0.29 U	0.29 U	0.29 U	0.29 U
4-ISOPROPYLTOLUENE	0.43 U	0.43 U	0.43 U	0.43 U	0.43 U	0.43 U
4-METHYL-2-PENTANONE	0.99 U	0.99 U	0.99 U	0.99 U	0.99 U	0.99 U
ACETONE	0.94 U	0.94 U	0.94 U	0.94 U	0.94 U	0.94 U
BENZENE	0.35 U	0.35 U	0.35 U	0.35 U	0.35 U	0.35 U
BROMOBENZENE	0.35 U	0.35 U	0.35 U	0.35 U	0.35 U	0.35 U
BROMOCHLOROMETHANE	0.5 U	0.5 U	0.5 U	0.5 U	0.5 U	0.5 U
BROMODICHLOROMETHANE	0.29 U	0.29 U	0.29 U	0.29 U	0.29 U	0.29 U
BROMOFORM	0.56 U	0.56 U	0.56 U	0.56 U	0.56 U	0.56 U
BROMOMETHANE	0.44 U	0.44 U	0.44 U	0.44 U	0.44 U	0.44 U
CARBON DISULFIDE	0.38 U	0.38 U	0.38 U	0.38 U	0.38 U	0.38 U
CARBON TETRACHLORIDE	0.43 U	0.43 U	0.43 U	0.43 U	0.43 U	0.43 U

Table C-1

Chemical Results for Surface Water Samples-March 2015
Frog Mortar Creek
Lockheed Martin, Martin State Airport, Middle River, Maryland

Location Sample ID Sample Date	MSA-SW-43C MSA-SW43C-033115 20150331	MSA-SW-43D MSA-SW43D-033115 20150331	MSA-SW-44A MSA-SW44A-033115 20150331	MSA-SW-44B MSA-SW44B-033115 20150331	MSA-SW-44C MSA-SW44C-033115 20150331	MSA-SW-44D MSA-SW44D-033115 20150331
CHLOROBENZENE	0.25 U	0.25 U	0.25 U	0.25 U	0.25 U	0.25 U
CHLORODIBROMOMETHANE	0.43 U	0.43 U	0.43 U	0.43 U	0.43 U	0.43 U
CHLORODIFLUOROMETHANE	1 UJ	1 UJ	1 UJ	1 UJ	1 UJ	1 UJ
CHLOROETHANE	0.32 U	0.32 U	0.32 U	0.32 U	0.32 U	0.32 U
CHLOROFORM	0.25 U	0.25 U	0.25 U	0.25 U	0.25 U	0.25 U
CHLOROMETHANE	0.44 U	0.44 U	0.44 U	0.44 U	0.44 U	0.44 U
CIS-1,2-DICHLOROETHENE	2.3	1	0.82 J	1.1	0.88 J	0.92 J
CIS-1,3-DICHLOROPROPENE	0.46 U	0.46 U	0.46 U	0.46 U	0.46 U	0.46 U
DIBROMOMETHANE	0.42 U	0.42 U	0.42 U	0.42 U	0.42 U	0.42 U
DICHLORODIFLUOROMETHANE	0.32 U	0.32 U	0.32 U	0.32 U	0.32 U	0.32 U
DIISOPROPYL ETHER	0.5 U	0.5 U	0.5 U	0.5 U	0.5 U	0.5 U
ETHYL TERT-BUTYL ETHER	0.23 U	0.23 U	0.23 U	0.23 U	0.23 U	0.23 U
ETHYLBENZENE	0.25 U	0.25 U	0.25 U	0.25 U	0.25 U	0.25 U
HEXACHLOROBUTADIENE	0.35 U	0.35 U	0.35 U	0.35 U	0.35 U	0.35 U
ISOPROPYLBENZENE	0.35 U	0.35 U	0.35 U	0.35 U	0.35 U	0.35 U
M+P-XYLENES	0.24 U	0.24 U	0.24 U	0.24 U	0.24 U	0.24 U
METHYL TERT-BUTYL ETHER	0.2 U	0.2 U	0.2 U	0.2 U	0.2 U	0.2 U
METHYLENE CHLORIDE	0.33 U	0.33 U	0.33 U	0.33 U	0.33 U	0.33 U
NAPHTHALENE	0.45 U	0.45 U	0.45 U	0.45 U	0.45 U	0.45 U
N-BUTYLBENZENE	0.31 U	0.31 U	0.31 U	0.31 U	0.31 U	0.31 U
N-PROPYLBENZENE	0.4 U	0.4 U	0.4 U	0.4 U	0.4 U	0.4 U
O-XYLENE	0.25 U	0.25 U	0.25 U	0.25 U	0.25 U	0.25 U
SEC-BUTYLBENZENE	0.48 U	0.48 U	0.48 U	0.48 U	0.48 U	0.48 U
STYRENE	0.45 U	0.45 U	0.45 U	0.45 U	0.45 U	0.45 U
TERT-AMYL METHYL ETHER	0.3 U	0.3 U	0.3 U	0.3 U	0.3 U	0.3 U
TERT-BUTYLBENZENE	0.41 U	0.41 U	0.41 U	0.41 U	0.41 U	0.41 U
TERTIARY-BUTYL ALCOHOL	4.9 UJ	4.9 UJ	4.9 UJ	4.9 UJ	4.9 UJ	4.9 UJ
TETRACHLOROETHENE	0.31 U	0.31 U	0.31 U	0.31 U	0.31 U	0.31 U
TOLUENE	0.23 U	0.23 U	0.23 U	0.23 U	0.23 U	0.23 U
TOTAL XYLENES	0.52 U	0.52 U	0.52 U	0.52 U	0.52 U	0.52 U
TRANS-1,2-DICHLOROETHENE	0.3 U	0.3 U	0.3 U	0.3 U	0.3 U	0.3 U
TRANS-1,3-DICHLOROPROPENE	0.56 U	0.56 U	0.56 U	0.56 U	0.56 U	0.56 U
TRICHLOROETHENE	4.9	2.4	1.4	1.6	1.5	1.8
TRICHLOROFLUOROMETHANE	0.49 U	0.49 U	0.49 U	0.49 U	0.49 U	0.49 U
VINYL ACETATE	0.41 U	0.41 U	0.41 U	0.41 U	0.41 U	0.41 U
VINYL CHLORIDE	0.91	0.45 J	0.29 J	0.29 J	0.3 J	0.39 J

Table C-1

Chemical Results for Surface Water Samples-March 2015
Frog Mortar Creek
Lockheed Martin, Martin State Airport, Middle River, Maryland

Location Sample ID Sample Date	MSA-SW-43C MSA-SW43C-033115 20150331	MSA-SW-43D MSA-SW43D-033115 20150331	MSA-SW-44A MSA-SW44A-033115 20150331	MSA-SW-44B MSA-SW44B-033115 20150331	MSA-SW-44C MSA-SW44C-033115 20150331	MSA-SW-44D MSA-SW44D-033115 20150331
DISSOLVED METALS (UG/L)						
ANTIMONY	0.22 U	0.22 U	0.35 U	0.23 U	0.21 U	0.19 U
ARSENIC	1.8 U	2 U	1.6 U	1.8 U	1.7 U	1.8 U
BARIUM	31	32	32	32	31	31
BERYLLIUM	0.053 U	0.053 U	0.21 U	0.053 UJ	0.053 UJ	0.053 UJ
CADMIUM	0.44 J	0.4 U	0.52 J	0.34 U	0.34 U	0.38 U
CHROMIUM	2.2 U	2 U	1.9 U	1.9 U	1.9 U	1.9 U
COBALT	0.67 J	0.58 J	4.4	0.83 J	0.58 J	0.53 J
COPPER	4	3.5	3.5	3.1	3.1	3
LEAD	0.11 U	0.11 U	0.11 U	0.11 U	0.11 U	0.11 U
MERCURY	0.09 U	0.09 U	0.09 U	0.09 U	0.09 U	0.09 U
MOLYBDENUM	1.6 U	1.6 U	1.7 U	1.6 U	1.5 U	1.5 U
NICKEL	2.4	2.4	7.5	2.8	2.4	2.3
SELENIUM	0.67 J	0.81 J	0.69 J	0.66 J	0.65 J	0.57 J
SILVER	0.02 U	0.02 U	0.02 U	0.02 U	0.02 U	0.02 U
THALLIUM	0.074 U	0.074 U	0.074 U	0.074 U	0.074 U	0.074 U
TUNGSTEN	0.5 U	0.5 U	0.5 U	0.5 U	0.5 U	0.5 U
VANADIUM	0.37 U	0.3 U	0.38 U	0.33 U	0.46 U	0.28 U
ZINC	11 J	12 J	23	10 J	11 J	9.9 J
MISCELLANEOUS PARAMETERS (MG/L)						
CALCIUM HARDNESS AS CACO3	170	170	170	170	170	160
HARDNESS AS CACO3	750	760	730	750	750	740
MAGNESIUM HARDNESS AS CACO3	580	590	570	580	590	580
MISCELLANEOUS PARAMETERS (UG/L)						
HEXAVALENT CHROMIUM	0.038 J	0.04 UJ	0.038 J	0.063 J	0.044 J	0.04 J

Table C-1

Chemical Results for Surface Water Samples-March 2015
Frog Mortar Creek
Lockheed Martin, Martin State Airport, Middle River, Maryland

Location Sample ID Sample Date	MSA-SW-45A MSA-SW45A-033115 20150331	MSA-SW-45B MSA-SW45B-033115 20150331	MSA-SW-45C MSA-SW45C-033115 20150331	MSA-SW-45D MSA-SW45D-033115 20150331
VOLATILES (UG/L)				
1,1,1,2-TETRACHLOROETHANE	0.28 U	0.28 U	0.28 U	0.28 U
1,1,1-TRICHLOROETHANE	0.44 U	0.44 U	0.44 U	0.44 U
1,1,2,2-TETRACHLOROETHANE	0.22 U	0.22 U	0.22 U	0.22 U
1,1,2-TRICHLOROTRIFLUOROETHANE	0.45 U	0.45 U	0.45 U	0.45 U
1,1-DICHLOROETHANE	0.3 U	0.3 U	0.3 U	0.3 U
1,1-DICHLOROETHENE	0.45 U	0.45 U	0.45 U	0.45 U
1,1-DICHLOROPROPENE	0.42 U	0.42 U	0.42 U	0.42 U
1,2,3-TRICHLOROBENZENE	0.37 U	0.37 U	0.37 U	0.37 U
1,2,3-TRICHLOROPROPANE	0.44 U	0.44 U	0.44 U	0.44 U
1,2,3-TRIMETHYLBENZENE	0.47 U	0.47 U	0.47 U	0.47 U
1,2,4-TRICHLOROBENZENE	0.32 U	0.32 U	0.32 U	0.32 U
1,2,4-TRIMETHYLBENZENE	0.41 U	0.41 U	0.41 U	0.41 U
1,2-DIBROMO-3-CHLOROPROPANE	0.82 U	0.82 U	0.82 U	0.82 U
1,2-DIBROMOETHANE	0.32 U	0.32 U	0.32 U	0.32 U
1,2-DICHLOROBENZENE	0.25 U	0.25 U	0.25 U	0.25 U
1,2-DICHLOROETHANE	0.23 U	0.23 U	0.23 U	0.23 U
1,2-DICHLOROPROPANE	0.25 U	0.25 U	0.25 U	0.25 U
1,3-DICHLOROBENZENE	0.19 U	0.19 U	0.19 U	0.19 U
1,3-DICHLOROPROPANE	0.19 U	0.19 U	0.19 U	0.19 U
1,4-DICHLOROBENZENE	0.27 U	0.27 U	0.27 U	0.27 U
2,2-DICHLOROPROPANE	0.26 U	0.26 U	0.26 U	0.26 U
2-BUTANONE	0.53 U	0.53 U	0.53 U	0.53 U
2-CHLOROETHYL VINYL ETHER	0.59 UR	0.59 UR	0.59 UR	0.59 UR
2-CHLOROTOLUENE	0.4 U	0.4 U	0.4 U	0.4 U
2-HEXANONE	0.48 U	0.48 U	0.48 U	0.48 U
4-CHLOROTOLUENE	0.29 U	0.29 U	0.29 U	0.29 U
4-ISOPROPYLTOLUENE	0.43 U	0.43 U	0.43 U	0.43 U
4-METHYL-2-PENTANONE	0.99 U	0.99 U	0.99 U	0.99 U
ACETONE	0.94 U	18	0.94 U	0.94 U
BENZENE	0.35 U	0.35 U	0.35 U	0.35 U
BROMOBENZENE	0.35 U	0.35 U	0.35 U	0.35 U
BROMOCHLOROMETHANE	0.5 U	0.5 U	0.5 U	0.5 U
BROMODICHLOROMETHANE	0.29 U	0.29 U	0.29 U	0.29 U
BROMOFORM	0.56 U	0.56 U	0.56 U	0.56 U
BROMOMETHANE	0.44 U	0.44 U	0.44 U	0.44 U
CARBON DISULFIDE	0.38 U	0.38 U	0.38 U	0.38 U
CARBON TETRACHLORIDE	0.43 U	0.43 U	0.43 U	0.43 U

Table C-1

Chemical Results for Surface Water Samples-March 2015
Frog Mortar Creek
Lockheed Martin, Martin State Airport, Middle River, Maryland

Location Sample ID Sample Date	MSA-SW-45A MSA-SW45A-033115 20150331	MSA-SW-45B MSA-SW45B-033115 20150331	MSA-SW-45C MSA-SW45C-033115 20150331	MSA-SW-45D MSA-SW45D-033115 20150331
CHLOROBENZENE	0.25 U	0.25 U	0.25 U	0.25 U
CHLORODIBROMOMETHANE	0.43 U	0.43 U	0.43 U	0.43 U
CHLORODIFLUOROMETHANE	1 UJ	1 UJ	1 UJ	1 UJ
CHLOROETHANE	0.32 U	0.32 U	0.32 U	0.32 U
CHLOROFORM	0.25 U	0.25 U	0.25 U	0.25 U
CHLOROMETHANE	0.44 U	0.44 U	0.44 U	0.44 U
CIS-1,2-DICHLOROETHENE	0.99 J	0.91 J	0.83 J	0.8 J
CIS-1,3-DICHLOROPROPENE	0.46 U	0.46 U	0.46 U	0.46 U
DIBROMOMETHANE	0.42 U	0.42 U	0.42 U	0.42 U
DICHLORODIFLUOROMETHANE	0.32 U	0.32 U	0.32 U	0.32 U
DIISOPROPYL ETHER	0.5 U	0.5 U	0.5 U	0.5 U
ETHYL TERT-BUTYL ETHER	0.23 U	0.23 U	0.23 U	0.23 U
ETHYLBENZENE	0.25 U	0.25 U	0.25 U	0.25 U
HEXACHLOROBUTADIENE	0.35 U	0.35 U	0.35 U	0.35 U
ISOPROPYLBENZENE	0.35 U	0.35 U	0.35 U	0.35 U
M+P-XYLENES	0.24 U	0.24 U	0.24 U	0.43 J
METHYL TERT-BUTYL ETHER	0.2 U	0.2 U	0.2 U	0.2 U
METHYLENE CHLORIDE	0.33 U	0.33 U	0.33 U	0.33 U
NAPHTHALENE	0.45 U	0.45 U	0.45 U	0.45 U
N-BUTYLBENZENE	0.31 U	0.31 U	0.31 U	0.31 U
N-PROPYLBENZENE	0.4 U	0.4 U	0.4 U	0.4 U
O-XYLENE	0.25 U	0.25 U	0.25 U	0.25 U
SEC-BUTYLBENZENE	0.48 U	0.48 U	0.48 U	0.48 U
STYRENE	0.45 U	0.45 U	0.45 U	0.45 U
TERT-AMYL METHYL ETHER	0.3 U	0.3 U	0.3 U	0.3 U
TERT-BUTYLBENZENE	0.41 U	0.41 U	0.41 U	0.41 U
TERTIARY-BUTYL ALCOHOL	4.9 UJ	4.9 UJ	4.9 UJ	4.9 UJ
TETRACHLOROETHENE	0.31 U	0.31 U	0.31 U	0.31 U
TOLUENE	0.23 U	0.35 J	0.39 J	0.76 J
TOTAL XYLENES	0.52 U	0.52 U	0.52 U	0.52 U
TRANS-1,2-DICHLOROETHENE	0.3 U	0.3 U	0.3 U	0.3 U
TRANS-1,3-DICHLOROPROPENE	0.56 U	0.56 U	0.56 U	0.56 U
TRICHLOROETHENE	1.2	1.5	1.5	1.6
TRICHLOROFLUOROMETHANE	0.49 U	0.49 U	0.49 U	0.49 U
VINYL ACETATE	0.41 U	0.41 U	0.41 U	0.41 U
VINYL CHLORIDE	0.29 U	0.34 J	0.35 J	0.33 J

Table C-1

Chemical Results for Surface Water Samples-March 2015
Frog Mortar Creek
Lockheed Martin, Martin State Airport, Middle River, Maryland

Location Sample ID Sample Date	MSA-SW-45A MSA-SW45A-033115 20150331	MSA-SW-45B MSA-SW45B-033115 20150331	MSA-SW-45C MSA-SW45C-033115 20150331	MSA-SW-45D MSA-SW45D-033115 20150331
DISSOLVED METALS (UG/L)				
ANTIMONY	0.22 U	0.2 U	0.18 U	0.18 U
ARSENIC	1.8 U	1.8 U	1.9 U	1.9 U
BARIUM	31	31	31	30
BERYLLIUM	0.093 U	0.053 UJ	0.053 UJ	0.053 UJ
CADMIUM	0.36 U	0.37 U	0.38 U	0.32 U
CHROMIUM	2.2 U	2.2 U	2 U	1.9 U
COBALT	4.4	1.1	0.81 J	0.48 J
COPPER	2.6	3.1	2.9	2.8
LEAD	0.11 U	0.11 J	0.11 U	0.11 U
MERCURY	0.09 U	0.09 U	0.09 U	0.09 U
MOLYBDENUM	1.6 U	1.6 U	1.5 U	1.4 U
NICKEL	6.1	2.9	2.7	2.3
SELENIUM	0.55 J	0.52 J	0.53 J	0.58 J
SILVER	0.02 U	0.02 U	0.02 U	0.02 U
THALLIUM	0.074 U	0.074 U	0.074 U	0.074 U
TUNGSTEN	0.5 U	0.5 U	0.5 U	0.5 U
VANADIUM	0.29 U	0.43 U	0.23 U	0.23 U
ZINC	16 J	12 J	10 J	9.1 J
MISCELLANEOUS PARAMETERS (MG/L)				
CALCIUM HARDNESS AS CACO3	160	160	170	160
HARDNESS AS CACO3	700	730	750	720
MAGNESIUM HARDNESS AS CACO3	540	570	590	560
MISCELLANEOUS PARAMETERS (UG/L)				
HEXAVALENT CHROMIUM	0.04 UJ	0.042 J	0.045 J	0.052 J

$CaCO_3$ = calcium carbonate
MG/L - milligrams per liter (i.e., parts per million)
NA - not analyzed
J Positive result is considered estimated as a result of technical noncompliance.
U - Not detected at the detection limit shown left of the letter.
UG/L - micrograms per liter (i.e., parts per billion)
UJ -The analyte was not detected. However, the quantitation or detection limit may be inaccurate or imprecise.
UR - The result is considered qualitatively or quantitatively unreliable.

EL - Edwards Lane
MSA - Martin State Airport
SW - surface water